

# 2020 Annual Monitoring Report

Island County Solid Waste Facility

20062 State Route 20

Coupeville, Washington

Island County Public Works

Solid Waste Division

PO Box 5000

Coupeville, Washington 98239-5000

360-679-7338



**SCS ENGINEERS**

04207033.13 | February 26, 2021

2405 140<sup>th</sup> Avenue NE, Suite 107  
Bellevue, WA 98005  
425-746-4600

This 2020 Annual Monitoring Report for the Coupeville Solid Waste Facility located at 20062 State Route 20 in Coupeville, Washington, was prepared by Sam Graber and Daniel Venchiarutti, LHG and was reviewed by Greg Helland, LHG, of SCS Engineers.




---

Sam Graber  
Staff Scientist  
**SCS ENGINEERS**




---

Daniel A. Venchiarutti, LG, LHG  
Project Director  
**SCS ENGINEERS**



---

Gregory D. Helland, LG, LHG  
Vice President  
**SCS ENGINEERS**



**Daniel A. Venchiarutti**

## Table of Contents

Section	Page
<b>1.0 INTRODUCTION .....</b>	<b>1</b>
1.1 Report Contents.....	1
1.2 Summary of Results .....	2
1.2.1 Groundwater .....	2
1.2.2 Landfill Gas Probes .....	3
1.2.3 Contaminant Source Control Operations .....	3
<b>2.0 BACKGROUND AND SITE DESCRIPTION.....</b>	<b>4</b>
2.1 Location and Operational History .....	4
2.2 Topography and Climate .....	5
2.3 Local and Regional Hydrogeology .....	5
<b>3.0 GROUNDWATER .....</b>	<b>6</b>
3.1 Monitoring Activities.....	7
3.1.1 Water Level Measurements.....	7
3.1.2 Sample Collection and Analysis.....	8
3.2 Results .....	9
3.2.1 Groundwater Elevations.....	9
3.2.2 Water Quality .....	10
3.2.2.1 Field Parameters.....	10
3.2.2.2 General Chemistry.....	11
3.2.2.3 Metals .....	12
3.2.2.4 Volatile Organic Compounds .....	13
3.2.2.5 Groundwater Data QA/QC .....	14
3.2.3 Groundwater Quality Criteria Comparison .....	15
3.3 Evaluation of Groundwater Quality.....	17
3.3.1 Spatial Distribution.....	17
3.3.2 Temporal Trends.....	17
3.3.3 Groundwater Geochemistry .....	18
<b>4.0 LANDFILL GAS.....</b>	<b>20</b>
4.1 Compliance Monitoring Activities .....	20
4.1.1 Field Procedures.....	20
4.2 Results .....	21
4.2.1 Landfill Gas Probes .....	21
4.2.2 Structures - Scale House .....	21
4.3 Landfill Gas Evaluation .....	21
<b>5.0 CONTAMINANT SOURCE CONTROL MEASURES.....</b>	<b>23</b>
5.1 Operational Activities .....	23
5.1.1 Landfill Gas and Soil Vapor Extraction.....	23
5.1.1.1 Monitoring Activities.....	23
5.1.2 Stormwater Collection from the Waste Disposal Areas .....	24
5.2 Results .....	24

5.2.1	Landfill Gas Collection from In-Refuse and Native Soil Extraction Points .....	24
5.2.2	Stormwater Collection from the Waste Disposal Areas .....	24
5.3	Evaluation of Contaminant Source Control Operations .....	24
5.3.1	Landfill Gas Collection from In-Refuse and Native Soil Extraction Points .....	24
5.3.2	Stormwater Collection from Waste Disposal Areas.....	25
<b>6.0</b>	<b>CONCLUSIONS .....</b>	<b>26</b>

#### Exhibits

Exhibit 1.	CSWF Groundwater Monitoring Well Network (Installation Year) .....	6
Exhibit 2.	CSWF Groundwater Monitoring Schedule .....	7
Exhibit 3.	2020 Range of Field Parameters.....	10
Exhibit 4.	2020 Range of General Chemistry Parameters.....	11
Exhibit 5.	2020 Range of Total Metals Parameters .....	12
Exhibit 6.	2020 Range of Volatile Organic Compounds.....	14
Exhibit 7.	2020 Groundwater Exceedances .....	16
Exhibit 8.	Summary of Short-Term (2019-2020) Concentration Trends .....	18

#### Figures

Figure 1	Site Location Map
Figure 2	Groundwater Monitoring Well Network
Figure 3	Groundwater Elevation Time Series – Aquifer 1
Figure 4	Groundwater Elevation Time Series – Aquifer 2
Figure 5A	Aquifer 1 Groundwater Elevations – May 2020
Figure 5B	Aquifer 2 Groundwater Elevations – May 2020
Figure 6A	Aquifer 1 Groundwater Elevations – October 2020
Figure 6B	Aquifer 2 Groundwater Elevations – October 2020
Figure 7	Landfill Gas Probe Monitoring Network
Figure 8	Landfill Gas Extraction System
Figure 9	Soil Vapor Extraction System
Figure 10	Cross Section of Extraction System and MSW/CDL Landfills
Figure 11	Stormwater Pump Station Removal Volumes
Figure 12	Flow Rates and Removal Volumes for LFG and SVE Systems

## Tables

Table 1A	Historical Groundwater Elevations – Aquifer 1
Table 1B	Historical Groundwater Elevations – Aquifer 2
Table 1C	Groundwater Elevations – Two Year Wells
Table 2A	Field Parameter, General Chemistry, and Inorganic Results – Aquifer 1
Table 2B	Field Parameter, General Chemistry, and Inorganic Results – Aquifer 2
Table 2C	Field Parameter, General Chemistry, and Inorganic Results – Water Supply Wells
Table 3A	Volatile Organic Compound Results – Aquifer 1
Table 3B	Volatile Organic Compound Results – Aquifer 2
Table 3C	Volatile Organic Compound Results – Water Supply Wells
Table 4	Volatile Organic Compound Detections in Groundwater
Table 5	Exceedances of WAC 173-200 Criteria and Federal MCLs
Table 6	Short and Long Term Statistics for Select Parameters in Groundwater
Table 7	Landfill Gas Monitoring Data - 2020
Table 8	Source Control Operations Data
Table 9	Soil Gas and Landfill Gas Removal Volumes
Table 10	LFG and SVE System Flow Rates

## Appendices

Appendix A	2020 Field Documentation
Appendix B	2020 Analytical Data Validation and Laboratory Reports
Appendix C	2020 Groundwater Geochemical Evaluation
Appendix D	2020 Barometric Pressure Data

## 1.0 INTRODUCTION

This Annual Report provides a summary of the field and laboratory results for the 2020 post-closure environmental monitoring activities conducted at the Island County Coupeville Solid Waste Facility (CSWF) located at 20062 State Route 20 in Coupeville, Washington. Environmental monitoring activities completed over the 2020 reporting period included sampling and analysis of groundwater (monitoring wells and nearby water supply wells), monitoring of landfill gas (LFG) probes, and source control operations including stormwater collection and LFG well management. This work was conducted in accordance with the *CSWF Groundwater Sampling and Analysis/Quality Assurance Plan (SAP/QAP, version 1.1)* dated April 2018 and the *Landfill Gas Monitoring Plan* dated September 2002, modified in 2005 and 2008 (SCS Engineers).

Post-closure groundwater monitoring is performed at the CSWF, consistent with the requirements of WAC 173-304. In 2017, the CSWF proposed a groundwater monitoring optimization program intended to enhance the effectiveness of the sampling regime. The updated monitoring program provides for quarterly water quality sampling at 11 CSWF groundwater wells. A further 16 monitoring wells are also sampled on a semi-annual basis (during the second and fourth quarter events). In addition, eight legacy monitoring wells were sampled during the second quarter 2020 as part of a site-wide, confirmational monitoring event scheduled after two complete years of optimized groundwater monitoring. The updated program is documented in the 2018 CSWF SAP/QAP (revision 1.1).

Over the current compliance year, 11 groundwater wells were monitored during the first and third quarters of 2020, while a total of 35 groundwater wells were monitored as part of the second quarter 2020 event, and 27 groundwater wells were monitored as part of the fourth quarter 2020 event. The environmental monitoring and sampling activities during 2020 were performed by SCS Engineers and SCS Field Services.

## 1.1 REPORT CONTENTS

The 2020 Annual Monitoring Report includes and describes:

- Background and site description (including figures of site location and facility layout).
- A summary of the 2020 monitoring effort.
- Measurement of groundwater levels at the sampled monitoring wells.
- LFG monitoring at
  - 10 subsurface perimeter probe locations (44 points) and
  - 2 probe locations within onsite buildings (two points within the scale house/office).
- Groundwater field measurements and sample collection for monitoring and water supply wells.
- An evaluation and summary of the 2020 groundwater elevation/flow direction, field monitoring, and analytical data.
- A summary of the 2020 LFG monitoring results.
- A summary of the contaminant source control operation results.
- A comparison and summary of 2020 analytical data to regulatory criteria.

- A geochemical evaluation of recent (2020) groundwater conditions.
- A summary of historical (previous 5 years) groundwater elevation, field monitoring, and analytical data.
- Groundwater hydrographs.
- Times series graphs for select analytes.
- Short and long term groundwater statistics.
- Documentation of field monitoring and sampling activities from 2020.
- A summary of analytical data validation and analytical laboratory data reports.
- Recommendations developed from the evaluation of site conditions.

## 1.2 SUMMARY OF RESULTS

### 1.2.1 Groundwater

Groundwater monitoring results reported for the CSWF over the 2020 compliance year remained generally consistent with those previously observed at the site. Water quality within or immediately adjacent to the closed waste disposal areas continues to be influenced by detectable concentrations of several volatile organic compounds (VOCs, primarily vinyl chloride), as well as certain inorganic compounds, general chemistry parameters, and field parameters. However, natural attenuation of the groundwater contamination observed at the CSWF appears to be continuing, with reduced concentrations of the primary landfill contaminants in monitoring wells situated 400 to 750 feet downgradient of the disposal areas.

As noted in previous monitoring reports, vinyl chloride continues to represent the most notable site contaminant, with groundwater exceedances being historically reported as far downgradient as Aquifer 2 monitoring well E4D (approximately 400 feet northeast from the landfill edge). However, during recent years vinyl chloride has generally been absent in the CSWF wells situated beyond the immediate vicinity of the landfill. Groundwater samples collected from Aquifer 2 “sentinel” wells E9D and E10D, situated hydrologically downgradient of the observed vinyl chloride plume, have never reported detectable levels of VOCs. The 2020 monitoring results continue to corroborate the findings of past groundwater assessment and modeling efforts which concluded that VOCs originating from the CSWF disposal cells are naturally attenuating beneath the facility, and that vinyl chloride has not, and will not in the future, migrate beyond County property.

Groundwater quality criteria for specific conductivity, sulfate, total dissolved solids, total nitrate/nitrite, arsenic, iron, manganese, 1,1-dichloroethane, trichloroethylene and vinyl chloride were exceeded in one or more wells during 2020. The WAC 173-200 groundwater criteria for vinyl chloride was exceeded in four Aquifer 1 monitoring wells (E1D, E4S, N2S and SE1D) and four Aquifer 2 wells (E2D, E6D, E7D and N2D) during the reporting period. These results are generally consistent with previous monitoring at the facility. In addition, the two-year confirmational sampling conducted as part of the May event reported groundwater data consistent with past results reported prior to the 2018 optimization of groundwater monitoring program.

Landfill closure and source control activities continue to influence most temporal trends in chemical concentrations (both long term and short term, as identified by the statistical summaries and time series plots). Long term trends indicate that the majority of chemical concentrations in the groundwater are stabilized or have been gradually decreasing over the past several years.

Exceptions to this overall trend were noted in 2020. Increasing short term trends in concentration were observed for sulfate (in Aquifer 2 wells N2D and N5D) and iron (in Aquifer 2 well E6D). However, as illustrated on the time-series graphs provided in Appendix C, few of these short term increasing trends represent large concentration changes. In addition, several of the identified wells are situated cross-gradient of the CSWF waste disposal cells.

Groundwater elevations at the site have been gradually increasing over the past five years. The groundwater flow directions within Aquifer 1 and Aquifer 2 remain consistently towards the east-northeast and north-northeast, respectively. The average groundwater flow velocity over 2020 in Aquifer 1 was estimated to be higher (1.23 ft/day) than that calculated for Aquifer 2 (0.120 ft/day).

### **1.2.2 Landfill Gas Probes**

LFG monitoring was conducted at approximately 45-day intervals throughout 2020. LFG probe monitoring results continue to indicate that LFG (represented by combined methane and carbon dioxide) remains present in the soils surrounding the landfill. Similar to previous years, carbon dioxide was the predominant component of LFG detected over the 2020 compliance period. Depressed oxygen levels (less than ambient concentrations) were also reported in most of the gas probes during the year. Depressed oxygen is associated with the displacement of air by LFG.

LFG regulatory requirements only apply to the methane component due to its explosive and flammable nature. Throughout the 2020 monitoring period, the CSWF remained in compliance with the regulatory threshold limits for methane in soils at the property boundary (less than 5 percent by volume) and inside of onsite structures (less than 1.25 percent by volume).

### **1.2.3 Contaminant Source Control Operations**

Engineering controls aimed at reducing the source of contaminants to groundwater were implemented at the CSWF in 2005. These controls included stormwater collection from an upgraded drainage system at the interface of the municipal solid waste (MSW) and construction, demolition and land-clearing (CDL) debris fill areas. The stormwater drainage and collection system was designed to reduce infiltration into the CDL wastes and limit the potential production of leachate. The engineering controls also included an enhanced LFG control system featuring improved gas extraction from the refuse mass by adding vertical extraction wells, and the addition of a soil vapor extraction (SVE) system to recover LFG from the vadose zone surrounding the landfill.

A total of 16,247 gallons of stormwater runoff from the closed MSW landfill and CDL landfill covers was pumped from the collection system sump near monitoring well C1S during 2020 and discharged to the infiltration pond west of the disposal areas. Cumulatively, a total of 275,309 gallons of stormwater have been diverted from this area since the fall of 2005. This stormwater previously infiltrated into the subsurface near the CDL disposal area and may have contributed to leachate generation from the CDL waste.

Between November 22, 2005 and December 29, 2020, the LFG extraction system operated an average of 5.67 hours per day and the SVE system operated an average of 10.24 hours per day. These operational times are managed to balance extraction rates with the gas generation rate. The existing LFG extraction system operations continue to remain effective for controlling LFG generated within the refuse mass, thereby providing source control of LFG migration to the vadose zone. Similarly, the SVE system appears to be successful in extracting LFG from the surrounding vadose zone, thereby providing an additional measure of source control for potential groundwater contaminants.

## 2.0 BACKGROUND AND SITE DESCRIPTION

Detailed information regarding the site layout and history as well as the hydrogeologic setting may be found in the *Preliminary Hydrogeologic Study and Engineering Evaluation*, prepared by SCS Engineers (January, 2002), as well as the *Conceptual Model Summary Technical Memorandum*, also prepared by SCS Engineers (January, 2004). The following provides a summary of this information.

### 2.1 LOCATION AND OPERATIONAL HISTORY

The CSWF is located at 20062 SR-20, approximately 1.5 miles east of Coupeville, on Whidbey Island, Washington (Figure 1). The landfill-related features of the CSWF include two closed MSW disposal areas and one closed CDL debris disposal area. These waste disposal areas are referred to as follows:

- City MSW Landfill (1946 - 1977)
- County MSW Landfill (1971 - 1992)
- County CDL Landfill (1992 - 2002)

The City MSW Landfill operated (by the Town of Coupeville) as a burning dump from 1946 to 1969 and as a landfill from 1969 to 1977. It occupies approximately 3 acres on the west side of the property. The depth of waste is estimated to be 10 to 20 feet deep based on typical waste disposal practices from that time period. Waste disposal quantities for the City MSW Landfill are not available. The City MSW Landfill has no liner system and the cover system consists of native soils with grass vegetation.

The County MSW Landfill operated from 1971 to 1992. It occupies approximately 11 acres on the south side of the property. The depth of waste is estimated to be 20 feet deep on the west half of the fill area and approximately 50 feet deep on the east half based on historical waste disposal practices and the preceding mining (quarry) activities. The County MSW Landfill has no bottom liner system. The cover system for the County MSW Landfill consists of the following from top to bottom: grass vegetation, 6 inches of topsoil, 18 inches of drainage sand, composite 8 oz/yd<sup>2</sup> non-woven geotextile / 250 mil HDPE drainage net / 8 oz/yd<sup>2</sup> non-woven geotextile, 60 mil HDPE textured geomembrane, and 18 inches of foundation sand.

The County CDL Landfill operated from 1992 to 2002. It occupies approximately 4 acres immediately adjacent to the north side of the County MSW Landfill. A portion of the County CDL Landfill overlaps the north side of the County MSW Landfill. Waste is estimated to be up to 40 feet deep based on historical filling activities. The County CDL Landfill has no liner system and has a soil cover consisting of 12 inches of native soil (installed in 2002) and 12 inches of soil with high clay content (installed in 2004). The CDL Landfill accepted inert materials including uncontaminated soils, brick, concrete, sand, and glass, as well as other construction and land clearing debris, including some organic materials such as wood. Past inspections by Island County Public Health (ICPH) suggested that small quantities of unacceptable materials may have been disposed of at the CDL Landfill.

The CSWF also includes an asbestos landfill situated in the north-central portion of the disposal area. In addition to landfilling, other features of the CSWF include a transfer station, a moderate risk waste handling station, a recycling collection area, a septage biosolids treatment plant, and various county storage facilities. During 2018, an extensive expansion of the CSWF biosolids treatment

facility was completed. All of the CSWF facilities are situated on approximately 90 acres of land owned by the County. A site plan illustrating the general layout of the facility is presented on Figure 2.

## **2.2 TOPOGRAPHY AND CLIMATE**

The site is situated on a wooded terrace, approximately one mile south of Penn Cove. Although the ground surface comprising the developed areas of the property remains level, the site lies in the vicinity of several large glacial kettle depressions. The elevation of the facility is approximately 200 feet above mean sea level.

Site climate is characterized by cool, moist winters and dry, warm summers which are characteristic of the Puget Sound Lowlands. Temperature extremes are moderate due to maritime influences from the adjacent Puget Sound, Strait of Juan de Fuca, and nearby Pacific Ocean. Precipitation is typically less than most areas in the Puget Sound region due to the site's location relative to the leeward side of the Olympic Mountains, which generate a rain shadow effect. The site receives an average annual rainfall of just over 21 inches, according to historical records.

## **2.3 LOCAL AND REGIONAL HYDROGEOLOGY**

The Preliminary Hydrogeologic Study and Engineering Evaluation completed by SCS (January, 2002) identified two primary water-bearing zones and two confining (or semi-confining) layers beneath the CSWF. Regionally, groundwater flow in the upper aquifer (Aquifer 1) is reported to generally trend toward the east-northeast. Groundwater in the underlying aquifer (Aquifer 2) appears to flow in a more north-northeasterly direction. South of the site, the regional groundwater flow direction has a southeasterly component. Groundwater flow beneath the site likely has a vertical component, with water moving from shallowest to deepest zones across the semi-confining layers. The difference in hydraulic head between the upper and lower aquifers beneath the site is reported to be approximately 12 feet.

### 3.0 GROUNDWATER

Quarterly groundwater monitoring at the Island County Solid Waste Facility commenced in 1985. Groundwater monitoring has included both monitoring wells (constructed specifically for groundwater monitoring) and nearby small-scale water supply (pumping) wells. Since its inception, the monitoring program has evolved to include both onsite and off-site well locations, as well as an expanded parameter suite. As previously noted, an optimized groundwater monitoring program was implemented at the CSWF during the first quarter 2018. All the groundwater monitoring wells on the CSWF property are outfitted with dedicated low-flow sampling pumps.

The current groundwater monitoring network includes ten locations with paired shallow and deep monitoring wells, 11 single completion monitoring wells (three shallow, eight deep), and five water supply wells. Well W1D remains in the groundwater monitoring network, but paired shallow monitoring well (W1S) is not currently being monitored due to an insufficient amount of water in the well for sampling. Replacement well N1SR also remains in the groundwater monitoring network, although this well appears to be completed in a perched zone which may not be hydraulically connected (at least directly) with the groundwater monitored by other wells at the site. A summary of the CSWF Aquifer 1, Aquifer 2 and pumping wells (and their installation dates) is provided in the exhibit below. The locations of the wells within the monitoring network are also illustrated on Figure 2.

Exhibit 1. CSWF Groundwater Monitoring Well Network (Installation Year)

Aquifer 1 Wells	Aquifer 2 Wells	Pumping Wells
C1S (2002)	E2D (1997)	DNR (1964)
E1D (1997)	E3D (2001)	WRI (1976)
E1S (1997)	E4D (2008)	S7 (1979)
E2S (1997)	E5D (2013)	DOT (1981)
E4S (2008)	E6D (2013)	STP (1993)
N1SR (2005)	E7D (2013)	
N2S (1997)	E8D (2013)	
N3S (1997)	E9D (2016)	
NE1S (2002)	E10D (2016)	
S10S (2003)	N1D (1997)	
S11S (2003)	N2D (1997)	
SE1D (2003)	N3D (1997)	
SE1S (2002)	N5D (2002)	
	N5S (2002)	
	NE1D (2002)	
	S11D (2003)	
	W1D (1997)	
	W2S (2002)	

A summary of the Aquifer 1, Aquifer 2 and water supply wells groundwater monitoring schedule is provided in Exhibit 2. Water quality monitoring at the CSWF is conducted on a quarterly basis at nine (9) Aquifer 2 groundwater wells and two (2) water supply wells. Two of these Aquifer 2 wells (E2D and E4D) are only sampled for VOCs during the first and third quarter events. An additional, nine (9) Aquifer 1 wells, six (6) Aquifer 2 wells, and one water supply well are monitored semi-annually (during the second and fourth quarters). One Aquifer 1 well (E1S) is only sampled for nitrates during these semi-annual events. During the confirmational event completed during the second quarter 2020

event, eight additional site wells were also sampled as shown on the exhibit below. During 2020, groundwater monitoring was performed by SCS Engineers in January, May, July, and October.

Exhibit 2. CSWF Groundwater Monitoring Schedule

Monitoring Frequency	Groundwater Monitoring Wells		Water Supply Wells
	Aquifer 1 Wells	Aquifer 2 Wells	
Quarterly Event		E2D* E4D* E5D E6D E7D E8D E9D E10D N2D	DNR WRI
Semi-Annual Event (Additional wells sampled during the Second & Fourth Quarters)	E1D E1S** E2S E4S N2S N3S NE1S S10S S11S	E3D N1D N3D N5D NE1D S11D	DOT
Two-Year Event (Additional wells sampled during the Second Quarter 2020)	C1S N1SR SE1D SE1S	N5S W1D W2S	STP

\* Wells E2D and E4D are only sampled for VOCs during the first and third quarter events.

\*\* Well E1S is only sampled for nitrates.

### 3.1 MONITORING ACTIVITIES

#### 3.1.1 Water Level Measurements

As part of the routine groundwater monitoring program, static water levels at each well location were initially measured and recorded prior to initializing any well purging or groundwater collection procedures. Depth-to-water measurements (measured to the nearest 0.01 ft.) were obtained using an electronic water level indicator. Measurement results were recorded on field sampling logs and the resulting data were subsequently used to calculate groundwater elevations for each well location.

As part of the second (May) and fourth (October) quarter events, static water levels were measured at all of the water quality monitoring wells sampled. The resulting water table elevation data were used for the semi-annual determination of groundwater flow characteristics.

### 3.1.2 Sample Collection and Analysis

Groundwater samples were collected each quarter from the monitoring locations depicted on Figure 2. The groundwater monitoring wells were sampled using the low-flow sampling procedure outlined in the SAP/QAP. Each monitoring well is outfitted with a dedicated bladder pump. Purging was completed at flow rates of less than 500 milliliters per min (ml/min) until indicator parameters (pH, temperature, specific conductance, turbidity and dissolved oxygen) stabilized according to the criteria stated in the SAP/QAP. Indicator parameters (except turbidity) were measured with a closed in-line flow-through cell to prevent atmospheric influences. Turbidity measurements were taken using a field-portable turbidity meter. After parameter stabilization, the flow-through cell was disconnected. Samples were collected by filling laboratory-prepared sample bottles directly from the pump discharge line (to prevent cross-contamination). Specific sampling procedures are outlined in the SAP/QAP.

Water supply well samples were collected from the sampling taps situated at each wellhead's surface outlet immediately before the pressure tank and other appurtenances. The tap was allowed to discharge until the pump came on (verifying that the water being sampled came from the well and not a storage or pressure tank) and indicator parameters were allowed to stabilize according to the same criteria used for monitoring well sampling. After indicator parameters stabilized, the flow splitter was removed and samples were collected directly from the sampling tap at flow rates of approximately 500 ml/min. Specific sampling procedures are outlined in the SAP/QAP.

The objective of purging a water supply well is the same as with a monitoring well: to ultimately collect a sample representative of the groundwater in the aquifer rather than water in the well (or plumbing system). However, it should be recognized that data obtained from water supply wells may not be directly comparable to that obtained from the monitoring wells due to the differences in well construction and sampling method. Concentration averaging is also likely to occur from differences in the screen length and pumping rate for the water supply wells. The purpose of this sampling is simply to assess the quality of water at the water supply wells to verify usability of the water. In addition, a water flow meter was installed at non-potable water supply well DOT so that its water production could be recorded each time the location was sampled.

Groundwater samples were packed in coolers containing ice, stored, and transported under chain-of-custody protocols to Test America Laboratories (Test America) in Fife, Washington. Laboratory analytical data results were delivered to SCS Engineers in electronic formats.

The SAP/QAP calls for analyses including:

- Total dissolved solids by SM 2540C
- Chemical oxygen demand (COD) by SM 5220C
- Total organic carbon (TOC) by SM5310B
- Total alkalinity and bicarbonate alkalinity by SM 2320B
- Anions (sulfate and chloride) by method 300.0
- Total nitrate/nitrite and ammonia by methods 300/353.2/350.1
- Metals (arsenic, barium, beryllium, cadmium, chromium, cobalt, copper, nickel, selenium, silver, thallium, vanadium, zinc, manganese, and lead by method 6020A; iron, calcium, magnesium, potassium and sodium by method 6010B)

- Volatile organic compounds (VOCs) by method 8260B/8260SIM (or equivalent)

The SAP/QAP also calls for field Quality Assurance/Quality Control (QA/QC) samples, including collection of one duplicate sample and one field blank each quarter.

## 3.2 RESULTS

### 3.2.1 Groundwater Elevations

Groundwater elevations in the Aquifer 1 (shallow aquifer) during 2020 ranged between 64.17 (NE1S in October) to 85.44 (W1S in May) feet above mean sea level (msl). Aquifer 2 (deep aquifer) groundwater elevations recorded over the same period ranged from 47.91 (E10D in May) to 59.88 (S11D in May) feet above msl. Groundwater elevations at the CSWF do not appear to show strong seasonal fluctuations in response to changes in precipitation recharge. Depth-to-water measurements and calculated groundwater level elevations from the routinely monitored CSWF wells completed in Aquifer 1 and Aquifer 2 are presented in Tables 1A and 1B, respectively. Table 1C provides water level data for the two-year wells monitored as part of the May 2020 event. Hydrographs of the CSWF groundwater elevations are provided for Aquifer 1 and Aquifer 2 on Figures 3 and 4, respectively.

As illustrated on Figures 3 and 4, groundwater elevations at the CSWF appear to be gradually rising in most of the Aquifer 1 and Aquifer 2 wells over the past five years. Barring a few anomalous elevation values (likely due to inaccurate field measurement), the majority of the observed 5-year increasing elevation trends remain within a 0.5 to 2 foot range depending on well location.

Groundwater surface elevation maps were prepared (refer to Figures 5A/B and 6A/B) for Aquifer 1 and Aquifer 2. These figures display the potentiometric surfaces and groundwater flow directions observed during May and October 2020. Little change was noted in groundwater flow direction over the course of the 2020 compliance period.

The groundwater elevation surface maps for Aquifer 1 (Figures 5A and 6A) depict a generally easterly flow direction. The average hydraulic gradient for Aquifer 1 was generally consistent throughout the reporting year. The calculated gradients for Aquifer 1 during May and October 2020 averaged 0.0040 feet/foot. Assuming an effective porosity of 25 percent and an average hydraulic conductivity of 22.0 feet/day (as determined from grain size analysis of the sandy soils found in the screened intervals of wells NE1S, S10S, and SE1S), the groundwater flow velocity calculated for Aquifer 1 during 2020 averaged 1.23 feet/day.

The groundwater elevation surface maps for Aquifer 2 (Figures 5B and 6B) depict a flow direction to the north-northeast. Hydraulic gradients calculated for Aquifer 2 during May and October 2020 averaged 0.0044 feet/foot. Assuming an effective porosity of 33 percent and an average hydraulic conductivity of 9.40 feet/day (determined from grain size analysis of the sandy soils found in the screened intervals of landfill wells NE1D, N5D, and S11D), the average groundwater flow velocity during 2020 in Aquifer 2 was calculated to be 0.120 feet/day.

Water supply well water levels were not measured and are not reported because water levels cannot be guaranteed to be representative of static conditions (due to unknown pumping schedules). The water meter installed at pumping well DOT indicated that 6,164 gallons of non-potable water (mostly used for road application or fire fighting) had been pumped from this well between October 2019 and October 2020.

## 3.2.2 Water Quality

Measurement of field parameters and results from laboratory analyses for general chemistry and metals for 2020 are presented in Tables 2A through 2C. Results from laboratory analyses for VOCs are presented in Tables 3A through 3C. A summary of VOC detections is also provided in Table 4. Field documentation for the 2020 groundwater monitoring events is presented in Appendix A.

### 3.2.2.1 Field Parameters

Field parameters were recorded during the monitoring events and documented on field forms (included in Appendix A). A summary of field parameter results for Aquifer 1, Aquifer 2 and the water supply wells is provided by Tables 2A, 2B and 2C, respectively. The range of monitored field parameters recorded at the CSWF over the reporting year is presented below in Exhibit 3, along with a brief assessment of these 2020 results.

Exhibit 3. 2020 Range of Field Parameters

Field Parameter	Range of Measurements	Notes
Dissolved Oxygen (DO)	0.28 to 7.83 mg/L	Anaerobic conditions continue to be observed in the majority of CSWF wells, and at similar ranges as reported during past monitoring years. Aquifer 1 reported the greatest range in DO, ranging between 0.28 to 7.83 mg/L. Aquifer 2 and the water supply wells reported <4 mg/L DO levels.
Oxidation-Reduction Potential (ORP)	-170.1 to 291.9 mV	ORP values varied widely across the site in Aquifer 1, Aquifer 2 and the water supply wells. Negative ORP levels were more prevalent at downgradient and cross-gradient well locations.
pH	6.6 to 8.4 SU	pH values are similar to past monitoring years with the majority of Aquifer 1, Aquifer 2 and the water supply samples reporting levels between 6.7 to 7.7 standard units (SU). Values in excess of 8 SU are suspected to be due to instrumentation anomalies.
Specific Conductance (SC)	323 to 1920 $\mu$ S/cm	Aquifer 1 and Aquifer 2 wells reported generally similar SC measurements ranging between 323 to 1,804 $\mu$ S/cm and 512 to 1,920 $\mu$ S/cm, respectively. Water supply wells reported a narrower SC range between 545 to 907 $\mu$ S/cm. Higher SC typically occurred in the near refuse wells.
Temperature	9.3 to 15.6 $^{\circ}$ C	Varies seasonally at all well locations, and appears to largely represent ambient air temperatures during sample collection.
Turbidity	0.19 to 17.1 NTU	Generally low across the site (0.19 to 4.9) with slightly higher levels being observed in most site wells during the dry season events. The 17.1 NTU detection reported for water supply well STP during the April event was an isolated "high level" outlier.

Field parameters recorded over the 2020 reporting year remained within the typical ranges, similar to those reported in previous monitoring years.

### 3.2.2.2 General Chemistry

The general chemistry analytical results for the 2020 monitoring period are also summarized in Tables 2A through 2C. The range of monitored general chemistry parameters recorded at the CSWF over the reporting year is presented below in Exhibit 4, along with a brief assessment of the 2020 results.

Exhibit 4. 2020 Range of General Chemistry Parameters

Parameter	Range of Measurements	Notes
Total Alkalinity	150 to 820 mg/L	Total Alkalinity at the CSWF is principally composed of bicarbonate (HCO <sub>3</sub> ). Aquifer 1 alkalinity ranged from 150 to 790 mg/L, while Aquifer 2 alkalinity ranged from 180 to 820 mg/L. The water supply wells reported a narrower alkalinity range of 240 to 330 mg/L. The highest values are typically observed in E1D, E2D and E7D
Ammonia	<0.5 to 0.6 mg/L	Only detected three times during the 2020 compliance year: Aquifer 1 well N2S (0.5 mg/L in October) and Aquifer 2 wells E9D and S11D (0.63 and 0.51 mg/L, respectively).
Calcium	25 to 270 mg/L	A similar range of calcium detections were observed in the Aquifer 1 and Aquifer 2 wells, while the water supply wells reported lower (45 to 91 mg/L) calcium results. Higher concentrations observed in Aquifer 1 (E1D, E2S and E4S) and Aquifer 2 (E2D and E7D) wells proximal to the waste cells.
Chemical Oxygen Demand (COD)	<10 to 48 mg/L	COD was typically <10 mg/L in the majority of CSWF wells, with two-year well C1S reporting the sole Aquifer 1 detection (21 mg/L) in 2020. Aquifer 2 well E7D consistently reported COD (between 44 and 48 mg/L). The only other well reporting detectable COD was Aquifer 2, two-year well W2S (11 mg/L).
Chloride	3.7 to 130 mg/L	A similar range of chloride results were reported in the Aquifer 1 and Aquifer 2 wells, while the water supply wells reported lower (22 to 68 mg/L) calcium results. The 250 mg/L groundwater quality criterion for chloride was not exceeded during the 2020 compliance year.
Fluoride	<0.2 to 1.7 mg/L	Low fluoride levels were detected once in six Aquifer 1 wells (0.33 to 1.1 mg/L) and 13 Aquifer 2 wells (0.2 to 1.7 mg/L) and supply well DOT (0.49 mg/L), all during the October event. Delectable fluoride was not reported in any other CSWF wells over the compliance year.
Magnesium	24 to 140 mg/L	Higher concentrations were generally observed in wells situated near refuse, including Aquifer 1 wells E1D and S10S and Aquifer 2 wells E2D, E7D and N1D. The water supply wells reported a smaller range of magnesium detections ranging between 35 to 54 mg/L.
Potassium	4.4 to 16 mg/L	Potassium was detected at low concentrations in the majority of CSWF groundwater samples. Similar ranges were reported in Aquifer 1 (5.6 to 9.9 mg/L) and Aquifer 2 (4.4 to 16 mg/L). Water supply wells reported potassium levels ranging between 5.3 to 10 mg/L.
Sodium	6.8 to 47 mg/L	Sodium levels were consistently low across the CSWF, with Aquifer 1 (6.8 to 46 mg/L) and Aquifer 2 (16 to 47 mg/L) reporting a similar range of sodium concentrations. Sodium levels in the water supply wells were slightly lower ranging between 23 and 33 mg/L.

Sulfate	7.1 to 270 mg/L	Higher sulfate concentrations were generally observed in wells situated near refuse, including Aquifer 1 wells E1D and C1S, as well as Aquifer 2 well E7D. Water supply wells reported sulfate concentrations ranging between 11 and 57 mg/L. The 250 mg/L groundwater quality criterion for sulfate was exceeded twice in Aquifer 2 well E7D (260 and 270 mg/L in July and October, respectively), as well as in two year Aquifer 1 well C1S (260 mg/L in April) during the 2020 compliance year.
Total Dissolved Solids (TDS)	140 to 1300 mg/L	Total dissolved solids (TDS) was reported at concentrations ranging between 140 (E8D in July and N1SR in April) and 1,300 mg/L (E7D in October) over the compliance year. Aquifer 1 and Aquifer 2 wells reported generally similar TDS ranges (140 to 1,000 mg/L and 140 to 1,300 mg/L, respectively). Water supply wells reported lower TDS concentrations, ranging between 190 and 480 mg/L.
Nitrate/Nitrite	0.41 to 26 mg/L	Aquifer 1 reported the greatest range of nitrate/nitrite detections, ranging from 0.58 to 26.0 mg/L. As noted in previous years, this parameter was most elevated in S10S (16 mg/L in October), but routinely exceeded 5 mg/L in six of the remaining Aquifer 1 wells. The 10 mg/L groundwater quality criterion was only exceeded in Aquifer 1 wells S10S and E1S over the reporting year. However, since S10S and E1S are situated generally cross-gradient from the landfill the latter nitrate/nitrite detections are suspected to be related to non-landfill sources.
Total Organic Carbon (TOC)	1.5 to 85 mg/L	TOC results reported for the April samples were systematically elevated and are suspected to represent artifacts (see Section 3.2.2.5). Excluding these anomalous data, TOC ranged 2.8 to 7.9 mg/L in the Aquifer 1 wells, 1.5 to 32 mg/L in the Aquifer 2 wells, and 2.2 to 20 mg/L in the water supply wells. The highest TOC results are typically observed in Aquifer 2 well E7D.

General chemistry parameters detected over the current compliance year remained within the typical ranges, similar to those reported in previous monitoring years.

### 3.2.2.3 Metals

Metals results for the 2020 reporting year are summarized below. A total of eight metals, including antimony, beryllium, cadmium, copper, lead, selenium, silver, and thallium, were either not detected or only sporadically reported above their respective laboratory reporting limits. Accordingly, these eight metals have been excluded from the discussion below. The range of total metal detections reported at the CSWF over the compliance year is presented below in Exhibit 5, along with a brief assessment of the 2020 results.

Exhibit 5. 2020 Range of Total Metals Parameters

Total Metal	Range of Measurements	Notes
Arsenic	0.0011 to 0.022 mg/L	Aquifer 1 arsenic concentrations varied from 0.0011 to 0.011 mg/L. Aquifer 2 arsenic levels ranged between 0.0011 and 0.022 mg/L. The water supply wells reported arsenic concentrations ranging between 0.0032 and 0.012 mg/L. The highest arsenic results were routinely observed at Aquifer 2 well E9D.
Barium	0.01 to 0.13 mg/L	Low concentrations observed in most site wells. Aquifer 1 and water supply wells reported a similar range of barium concentrations (0.01 to 0.058 mg/L and 0.02 to 0.032 mg/L, respectively). Aquifer 2

		reported slightly higher barium levels ranging between 0.0086 and 0.13 mg/L. No site-wide or seasonal trends are observed.
Chromium	<0.0008 to 0.014 mg/L	Aquifer 1 chromium detections ranged between 0.0018 and 0.014 mg/L. Chromium detections in Aquifer 2 wells varied between 0.00094 and 0.0051 mg/L. The water supply wells reported chromium detections ranging from 0.0015 to 0.0029 mg/L.
Cobalt	<0.0004 to 0.0029 mg/L	Cobalt was reported in three Aquifer 1 wells (E1D, E2S and NE1S) at concentrations ranging from 0.00074 to 0.0011 mg/L. Aquifer 2 well E7D reported cobalt results ranging between 0.0026 and 0.0029 mg/L during the reporting year. Cobalt was not detected in any of the water supply wells.
Iron	<0.30 to 1.9 mg/L	Iron was reported in excess of the 0.3 mg/L groundwater quality criterion at least once in five Aquifer 2 wells (E5D, E6D, E8D, E10D and N1D) and two water supply wells (DOT and STP) during the compliance year. Iron was not detected in any of the Aquifer 1 wells.
Manganese	<0.02 to 0.75 mg/L	Aquifer 1 wells reported manganese concentrations varying between 0.044 and 0.48 mg/L. Aquifer 2 manganese levels ranged from 0.025 to 0.75 mg/L. Water supply well DOT reported manganese levels ranging between 0.14 and 0.15 mg/L, while well STP reported 0.10 mg/L manganese in April. The highest manganese levels were reported in Aquifer 2 well E7D.
Nickel	<0.003 to 0.027 mg/L	Nickel detections in the Aquifer 1 wells varied between 0.0031 to 0.0082 mg/L. Aquifer 2 nickel detections showed the greatest variation, ranging between 0.0034 to 0.027 mg/L. Nickel was not detected in any of the water supply wells over the reporting year.
Vanadium	<0.004 to 0.01 mg/L	Vanadium was detected at low concentrations in eight Aquifer 1 wells at concentrations ranging between 0.0042 and 0.0064 mg/L. Sporadic vanadium detections ranging from 0.004 to 0.01 mg/L were observed in four Aquifer 2 wells. Water supply well DNR reported vanadium at concentrations ranging between 0.0061 and 0.0073 mg/L.
Zinc	<0.007 to 0.51 mg/L	Zinc was reported in two Aquifer 2 wells during the compliance year: E5D (0.0089 mg/L in July) and N5D (0.0073 and 0.013 mg/L in April and October, respectively). Zinc was not reported in any of the Aquifer 1 wells. All of the water supply wells reported zinc detections ranging between 0.0094 to 0.51 mg/L. The highest zinc result was reported in two-year water supply well STP during April.

The total metals results observed at the CSWF during 2020 compliance period remained within typical ranges, similar to those reported in previous monitoring years.

### 3.2.2.4 Volatile Organic Compounds

Tables 3A through 3C present the volatile organic compound results obtained over the reporting period. Table 6 summarizes the VOCs that were detected during 2020 in the routinely monitored groundwater wells. Eight VOCs were detected in groundwater samples collected from the CSWF monitoring wells during compliance year. Four VOCs including 1,1,1-trichloroethane, 1,1-dichloroethane, trichlorofluoromethane and vinyl chloride were the most frequently reported. The range of VOC detections reported at the CSWF over the compliance year is presented below in Exhibit 6, along with a brief assessment of the 2020 results.

## Exhibit 6. 2020 Range of Volatile Organic Compounds

Field Parameter	Range of Measurements	Notes
1,1,1-Trichloroethane	0.29 to 0.91 µg/L	1,1,1-Trichloroethane was detected in four Aquifer 1 wells (C1S, E1S, N2S and S10S) at concentrations ranging between 0.29 and 0.68 µg/L) and two Aquifer 2 wells (E2D and E7D at concentrations ranging between 0.33 and 0.91 µg/L).
1,1-Dichloroethane	0.21 to 3.5 µg/L	1,1-Dichloroethane was detected in three monitoring wells during the reporting year (Aquifer 1 well N2S at concentrations ranging between 0.41 and 0.43 µg/L), Aquifer 2 well E7D at concentrations ranging between 3.0 and 3.5 µg/L, and Aquifer 2 well E2D at 0.21 µg/L).
Acetone	29 µg/L	Single isolated detection reported in Aquifer 2 well E2D during May event.
cis-1,2-Dichloroethylene	3.2 - 5.4 µg/L	Two, isolated detections reported in Aquifer 1 wells E4S (5.4 µg/L) and SE1D (3.2 µg/L) during May event. However, as noted in Section 3.2.2.5 these detections are suspected to represent laboratory artifacts.
trans-1,2-Dichloroethylene	0.22 µg/L	Single isolated detection reported in Aquifer 2 well E2D during May event.
Trichloroethylene	0.27 – 17 µg/L	Three isolated detections reported in Aquifer 1 wells C1S (0.27 µg/L), E4S (17 µg/L) and SE1D (11 µg/L) during the May event. However, as noted in Section 3.2.2.5 the latter two detections are suspected to represent laboratory artifacts.
Trichlorofluoromethane	0.64 to 86 µg/L	Trichlorofluoromethane was detected at nine CSWF locations during 2020, including six Aquifer 1 wells (C1S, E1S, E2S, N2S, N3S, and S10S) and three Aquifer 2 wells (E2D, E7D and N2D). Aquifer 1 concentrations ranged between 1.4 and 6.8 µg/L, while Aquifer 2 levels ranged between 0.64 and 86 µg/L. The most elevated trichlorofluoromethane levels occurred in downgradient well E7D (ranging from 78 to 86 µg/L).
Vinyl Chloride	0.027 to 29 µg/L	Vinyl chloride was detected at least once in four Aquifer 1 wells (E1D, E4S, N2S and SE1D) and four Aquifer 2 wells (E2D, E6D, E7D and N2D) over the reporting period. The majority of these wells are located within or immediately adjacent to the disposal areas. The most elevated vinyl chloride levels were detected in wells E2D (ranging from 16 to 29 µg/L) and E7D (ranging from 2.4 to 3.0 µg/L).

The remaining Aquifer 1 or Aquifer 2 monitoring wells downgradient of the former disposal areas, including the two downgradient Aquifer 2 “sentinel wells” (E9D and E10D) situated near the downgradient facility border, did not report any VOC detections during the 2020 compliance period. In addition, VOCs were not detected in any of the water supply wells monitored over the reporting period. Consistent with previous results, the majority of the VOC detections occurred in wells that are located within or immediately adjacent to the disposal areas.

### 3.2.2.5 Groundwater Data QA/QC

All analytical data reported by the primary testing laboratory (Eurofins/TestAmerica, Fife, WA) over the 2020 compliance year was subjected to QA/QC evaluations. The QA/QC evaluations were performed as outlined in the SAP/QAP, and included the collection and analysis of field duplicates and trip blanks. The QA/QC evaluation also provided for a detailed review of the laboratory data,

including sample handling, holding times, and laboratory performance analyses including duplicates, blanks, matrix spikes, matrix spike duplicates and surrogate recoveries. Data quality issues were not identified in the majority of the analytical data sets reported during the current compliance period. Anomalies that were noted during 2020 include:

- The second quarter TOC analysis reported results systematically elevated (by a factor of 5 to ten above historical norms). Laboratory review of the TOC data did not find any anomalies with the instrumentation or chemist notes. Given that subsequent monitoring results reported TOC data in line with historical results, the second quarter TOC data are suspected to represent a sampling or analytical artifact.
- The second quarter EPA 8260 analysis for E4S and SE1D reported new trichloroethylene (17 and 11 µg/L, respectively), cis-1,2-dichloroethylene (5.4 and 3.2 µg/L, respectively) and vinyl chloride (0.18 µg/L at SE1D) detections. However, the laboratory flagged these results as likely being impacted by VOC carry-over from a “hot” VOC sample from a different site which was analyzed in the same equipment run as the E4S and SE1D samples. These anomalous VOC results have been included in our report for completeness, but are considered laboratory artifacts and have been excluded from the project database.
- The laboratory only analyzed the third quarter groundwater samples for total metals. The requested dissolved metals analysis were inadvertently not performed. Excess sample was not available for subsequent total metals testing.
- For the fourth quarter data set, two samples were received by the laboratory outside the EPA method 300 holding time (48 hours) for nitrite. As a result, these samples were analyzed using EPA method 353.2. Two additional samples also underwent nitrite reanalysis outside 48 hours, and were analyzed using method 353.2.

Data flags have been appended to the 2020 testing results as appropriate. Barring the above noted anomalies, the 2020 data were determined to be acceptable for the intended purposes. Appendix B contains the data validation reports and the laboratory data packages for the reporting year. It should also be noted that based on our review of the time series diagrams displayed on Appendix C, table 11, it is suspected that the analytical laboratory may have inadvertently reversed the chloride results between Aquifer 2 wells E9D and E10D. Inquires with the laboratory were not able to resolve this uncertainty.

### 3.2.3 Groundwater Quality Criteria Comparison

All analytical results were compared to the water quality criteria for groundwaters of the state of Washington (Chapter 173-200 WAC) and to Federal primary and secondary MCLs. A summary of WAC 173-200 criteria and Federal MCL exceedances for the 2020 reporting year can be found on Table 5. Water quality criteria for nine analytes were exceeded during the compliance period as shown below in Exhibit 7.

Exhibit 7. 2020 Groundwater Exceedances

Parameter	WAC 173-200 Groundwater Standard	Notes
Specific Conductance	700 $\mu\text{S}/\text{cm}^*$	The WAC 173-200 and secondary drinking water standards for specific conductance were exceeded in 12 Aquifer 1 wells, 13 Aquifer 2 wells and all three water supply wells.
Sulfate	250 mg/L	The WAC 173-200 and secondary drinking water standards for sulfate was exceeded once in Aquifer 1 well C1S and twice in Aquifer 2 well E7D.
Total Dissolved Solids (TDS)	500 mg/L*	The WAC 173-200 and secondary drinking water standards for TDS were exceeded in nine Aquifer 1 wells and eight Aquifer 2 wells. While some of the reported exceedances are likely due to effects from past waste disposal activities, many of the exceedances are thought to be due to natural water quality. Wells in central Island County routinely report TDS levels on the order of 500-800 mg/L.
Nitrate	10 mg/L**	The WAC 173-200 and primary drinking water standards for nitrate were exceeded twice each in Aquifer 1 wells E1S and S10S. Given the generally cross-gradient locations of these wells, these nitrate exceedances do not appear to be directly attributable to the CSWF waste disposal cells.
Arsenic	0.00005 mg/L**	The WAC 173-200 groundwater quality criterion for arsenic was exceeded in the majority of CSWF groundwater monitoring and water supply wells. The primary MCL of 0.01 mg/L was also exceeded in each of the samples collected from Aquifer 1 well SE1D and Aquifer 2 wells E4D and E9D. The source of the elevated arsenic detections reported in downgradient well E9D remains unclear. However, given the significantly lower arsenic levels observed around and immediately downgradient of the CSWF waste cells, this detection does not appear to be related to the landfill.
Iron	0.3 mg/L*	The WAC 173-200 and secondary drinking water standards for iron were exceeded at least once in five Aquifer 2 wells (E5D, E6D, E8D, E10D and N1D) and water supply wells DOT and STP. It should be noted that the water supply wells are not constructed to be environmental monitoring wells, and are prone to produce higher turbidity samples, which are considered to provide less representative groundwater results.
Manganese	0.05 mg/L*	The WAC 173-200 and secondary drinking water standards for manganese were exceeded in 18 wells, including four Aquifer 1 wells, 12 Aquifer 2 wells, and water supply wells DOT and STP.
1,1-Dichloroethane	1.0 $\mu\text{g}/\text{L}$	The WAC 173-200 standard for 1,1-dichloroethane was exceeded in Aquifer 2 well E7D for each 2020 monitoring event.
Vinyl Chloride	0.02 $\mu\text{g}/\text{L}$	The WAC 173-200 groundwater criterion for vinyl chloride was exceeded at least once in eight CSWF wells, including: four Aquifer 1 wells (E1D, E4S, N2S and SE1D) and four Aquifer 2 wells (E2D, E6D, E7D and N2D). Concentrations in Aquifer 2 wells E2D and E7D also exceeded the primary MCL of 2 $\mu\text{g}/\text{L}$ . Vinyl chloride was not detected in any of the water supply wells during 2020.

\* Secondary MCL for this parameter is equal to the WAC 173-200 standard.

\*\* Primary MCL for arsenic is 0.01 mg/L.

Trichloroethylene was also reported in excess of its 3.0 µg/L WAC 173-200 groundwater standard in Aquifer 1 wells E4S and SE1D during the May event. However, as noted in Section 3.2.2.5, the two detections are suspected to represent laboratory artifacts related to equipment VOC carry-over from an unrelated analytical batch.

Groundwater quality exceedances observed at CSWF during 2020 compliance period remain generally similar in to those reported during previous monitoring years.

### **3.3 EVALUATION OF GROUNDWATER QUALITY**

#### **3.3.1 Spatial Distribution**

Groundwater analytical and field parameter results reported over the 2020 compliance period reflect the continuing influence of past waste disposal activities on groundwater quality at the CSWF. Similar to past years, groundwater wells within or immediately adjacent to the disposal area continue to report elevated concentrations relative to background conditions for the following parameters of interest:

- specific conductivity
- total dissolved solids
- nitrate/nitrite
- sulfate
- arsenic
- iron
- manganese
- vinyl chloride

These elevated parameter concentrations generally occur immediately adjacent to the unlined waste disposal cells (either due to leaching from the landfill, LFG, or simply mobilization due the landfill's presence). As previously reported for this site, the migration of these contaminants appears to be attenuating beneath the facility, as evidenced by the reduced concentrations of target analytes at monitoring wells located 400 to 750 feet downgradient of the disposal areas. The results continue to indicate that site contaminants remain confined to the County property.

Groundwater quality impacts are generally more pronounced in the shallow aquifer wells than in the deep aquifer wells. The primary exception to this statement is found in deep aquifer wells E2D and E7D, which contain elevated concentrations of vinyl chloride among other constituents. However, it is noteworthy that vinyl chloride levels in these same wells appear to be gradually declining when compared to historical results. In addition, groundwater samples collected from downgradient "sentinel" wells E9D and E10D have never detected the presence of vinyl chloride.

#### **3.3.2 Temporal Trends**

A statistical analysis of parameters exceeding groundwater quality criteria (specific conductivity, total nitrate/nitrite, sulfate, TDS, arsenic, iron, manganese, and vinyl chloride) was performed for both short (most recent two years) and long (all available data) term data trends. A summary of statistical parameters and the Mann-Kendall Trend analysis for these eight parameters can be found in Table 6. In addition, time series diagrams (covering the last 5-years) for additional selected parameters of interest are provided in Appendix C. These analyses were performed using AquaChem (ver. 2014.1) software and modules of Microsoft Excel (ver. 2016).

As noted in past monitoring reports, both increasing and decreasing long-term trends have been documented for these parameters throughout the CSWF. However, fewer short-term statistically significant trends are observed for the same Aquifer 1, Aquifer 2 and the water supply (WS) wells, as summarized below in Exhibit 8. These trends remain similar to those reported during previous compliance years, and are overall indicative of stable groundwater conditions.

Exhibit 8. Summary of Short-Term (2019-2020) Concentration Trends

Parameter	Aquifer Type	Wells with Increasing Trends	Wells with Decreasing Trends
Specific Conductance	1	None	None
	2	None	None
	WS	None	None
Nitrate/Nitrite, total	1	None	None
	2	None	None
	WS	None	None
Sulfate	1	None	None
	2	E5D, E7D	E6D
	WS	None	None
TDS	1	None	None
	2	None	None
	WS	None	None
Arsenic	1	None	None
	2	None	None
	WS	None	None
Iron	1	None	None
	2	E6D	None
	WS	None	None
Manganese	1	None	None
	2	None	None
	WS	None	None
Vinyl chloride (not detected in WS wells)	1	None	None
	2	None	None

These short-term (2 year) trends are also discernable in the 5-year time (2016-2020) series diagrams (C1 through C34) attached to Appendix C. As illustrated by these time-series charts, few of the observed short term increasing trends show significant concentration changes.

### 3.3.3 Groundwater Geochemistry

The geochemical character of the groundwater samples collected from Aquifer 1, Aquifer 2 and the water supply wells during the semi-annual (May and October) 2020 monitoring events was evaluated using the Piper diagrams and cation/anion balance tables attached to Appendix C. As shown on the Piper diagrams, the water samples obtained from Aquifer 1, Aquifer 2 and water supply wells typically exhibit similar geochemical signatures. As noted for past reporting years, these diagrams

indicate that the dominant anion in the groundwater samples continues to be bicarbonate, while the cations are dominated by calcium and magnesium.

Groundwater cation/anion balance calculations were also used to assess the geochemical character of the water samples. Ideally, after the major anions and cations present in a sample are determined, the sum of the positive cations (in milliequivalents per liter [meq/L]) should approximately equal the sum of the negative anions (Hem 1986). All natural waters should be electroneutral; however, differences can arise between dissolved cations and anions in groundwater as measured by an analytical laboratory due to a number of factors including: presence of colloidal fractions, systematic error in preparation and analysis of samples, malfunction of/poorly calibrated equipment, major species omitted from analysis, the presence of unusually high concentrations of cations/anions, and not all ions present in water are included in the balance calculation. Due to these potential issues, differences in the ion balance can be difficult to assess for imbalances due to groundwater impacts.

The range of the sum of ions and balance of ions observed at the CSWF during the 2020 compliance period typically reported relative percent differences (RPD) less than (+/-) ten percent. Positive values indicate that the sum of the cations is greater than the sum of the anions. Ion balances outside a ten percent RPD threshold may be due to possible errors associated with analytical limitations in the measurements (as previously discussed) or potential low level impact from human activities at the site.

Over the 2020 reporting period, four Aquifer 1 wells (E2S, N3S, NE1S and S10S) and three Aquifer 2 wells (E4D, E9D and E10D) reported RPDs outside (+/-) ten percent, with most occurring during the May event. Anomalous RPDs in these wells ranged from 10.13 to 33.27 percent, with the exception of E9D (which reported a -21.64 percent RPD). The majority of these large RPDs appear to be associated with anomalous carbonate alkalinity ( $\text{HCO}_3$ ) results reported by the laboratory for the May 2020 samples from these wells.

## 4.0 LANDFILL GAS

A LFG migration control system, consisting of a perimeter air injection system (along the south, east, and west edge of the property) and a perimeter probe monitoring network was installed at the landfill in 1988 (Figure 7). The original gas migration control system was deactivated in May 2005, coincident with the activation of the existing LFG extraction wells (described below).

Currently, the County MSW and CDL landfills employ active gas collection and control measures which consist of a LFG extraction system and an SVE system as shown on Figures 8 and 9. A cross sectional view of these systems is shown on Figure 10. Each of these systems includes a series of extraction wells and a gas conveyance system. The LFG system also employs treatment through combustion in a flare. In early 2005, system upgrades included the addition of SVE wells, LFG extraction wells, replacement plumbing components, a new gas conveyance system, replacement of a condensate sump, and an upgraded flare control. An additional SVE well (VGW-9) was installed in 2008. New LFG extraction wellheads were placed on all of the vertical and horizontal extraction wells during 2014. The upgraded wellheads allowed for better flow adjustment control and accurate flow measurement during low flow conditions. New high efficiency blowers were installed for both the LFG system and the SVE system in 2015.

Both the LFG and SVE systems operated normally throughout 2020.

## 4.1 COMPLIANCE MONITORING ACTIVITIES

LFG monitoring is conducted quarterly to provide an assessment of the subsurface landfill gas conditions at the site and to confirm compliance with regulatory criteria for subsurface methane concentrations. LFG monitoring procedures are detailed in the *Landfill Gas Monitoring Plan, 2008 Revision, Coupeville Solid Waste Facility*, prepared by SCS (April, 2008). The monitoring program activities involve recording primary LFG (methane and carbon dioxide) and depressed oxygen concentrations and relative soil pressures, if applicable.

The LFG probes that are currently monitored include:

- Perimeter Probes (10 total)
- Building Probes (7 total)
- On-site structures - Scale House (2 locations)

LFG probe and structure monitoring locations are illustrated on Figure 7. Note that many of the probe locations include a shallow and deep probe (S and D designations, respectively).

### 4.1.1 Field Procedures

LFG probes were monitored in the field using a single, portable, multi-gas analyzer. The portable gas analyzer measures methane and carbon dioxide with a dual wavelength infrared cell with a reference channel. Oxygen is measured with an electro-chemical cell and the pressure is measured with a transducer. The gas analyzer was calibrated prior to, and after, each monitoring event. Field monitoring was conducted in accordance with Section 4 of the Landfill Gas Monitoring Plan. Field activities were documented in the field logs. Both field and calibration logs are included in Appendix A.

General weather conditions were noted during and preceding each monitoring event. Atmospheric pressure fluctuations can influence LFG concentration and pressure in the probes. Higher LFG concentrations are typically observed at the end of significantly falling barometric pressure trend. To assist with interpreting these data, barometric pressure trends were noted prior to and during each LFG monitoring event. Barometric pressure trends recorded over the course of the 2020 sampling events are included in Appendix D.

## **4.2 RESULTS**

The following results are organized by LFG monitoring location. Due to instrument limitations, concentrations of methane and/or carbon dioxide less than (<) 0.3 percent by volume are not considered significant given the sensitivity of the field instrument at low concentrations. The LFG monitoring results for 2020 are presented in Table 7.

### **4.2.1 Landfill Gas Probes**

The probe results represent stabilized sampling conditions after purging at least one probe casing volume. Both stabilized readings and short-term readings of elevated pressures (“spikes”) at a probe may indicate the potential presence of LFG within the landfill.

Methane concentrations (>0.3 percent by volume) were recorded in two LFG probe locations (GP-30 and GP-15S) during 2020. The GP-30 location consist of a series of five probes which are completed within refuse and are where elevated methane concentrations are expected and have been historically observed. Methane concentrations in these probes ranged widely, from 0.1 to 46.2 percent by volume in 2020. The GP-15S probe (located just outside the southeast end of the waste cell) reported a single, low level, methane detection (0.6 percent by volume) in March 2020. Methane was not observed in any of the GP-15S probes during the remainder of the compliance year.

Carbon dioxide was reported during 2020 in all LFG probes, ranging from less than 0.3 to 19.4 percent by volume. Depressed oxygen concentrations were recorded during the reporting period in all of the LFG probes at values ranging between 0.0 and 20.0 percent by volume. Six subsurface probes (GP-S6S, GP-S6D, GP-2098, GP-2098, GP-2498 and GP-2598) reported oxygen concentrations above 20.3 during 2020, with most probes only reporting a single elevated measurement. Representative relative (static) pressure measured in the perimeter LFG probes during 2020 ranged from -2.63 to +0.95 inches of water.

### **4.2.2 Structures – Scale House**

Methane was not detected in the scale house/office during the 2020 monitoring events. Carbon dioxide was detected above 0.3 percent by volume (between 0.4 and 2.1 percent by volume) at the scale house/office over the same period. Indoor oxygen measurements were observed to range between 20 and 20.9 percent by volume in this structure during the compliance year.

## **4.3 LANDFILL GAS EVALUATION**

LFG production at the CSWF likely reached its peak between 1 and 3 years after waste disposal ceased (1978 for the Town of Coupeville Landfill, 1991 for the County MSW Landfill, and 2001 for the County CDL Landfill). Gas production is expected to be continuously declining due to the nature of the waste decomposition processes.

The dominant mechanism for LFG movement in the subsurface soils surrounding the CSWF is diffusion (movement from a high concentration to low concentration) due to the age of the waste and very low gas production. This method of LFG movement is much less pronounced as opposed to convective driven LFG movement (movement from high pressure to low pressure), which is predominant during active filling and within 10 years after filling has ceased. For the most part, the slow movement of LFG appears to allow the methane to oxidize before reaching the perimeter monitoring probes.

The 2020 monitoring results indicate that LFG (combined methane and carbon dioxide) remains present in the subsurface soils surrounding the historical disposal areas at relatively low and declining concentrations. Due to the age of waste, very low LFG production, and the method of LFG movement within the surrounding geologic formation (sandy/gravelly soils), methane is generally not observed at the compliance monitoring locations.

## 5.0 CONTAMINANT SOURCE CONTROL MEASURES

Contaminant source control systems operating at the CSWF include stormwater collection from the waste disposal areas, LFG extraction from the waste mass, and soil vapor extraction in the vadose soils beneath the landfill. The systems operated normally throughout 2020.

### 5.1 OPERATIONAL ACTIVITIES

#### 5.1.1 Landfill Gas and Soil Vapor Extraction

Routine operations began at the upgraded LFG extraction system and SVE system on November 22, 2005 when the automated timers were installed for both the LFG and SVE systems. Blower motor hours for each system are manually recorded to track the operation of each system.

LFG and SVE system operations and monitoring activities consisted of obtaining field measurements of primary gas composition, gas temperature, well pressure (vacuum), system pressure, and flow from each of the LFG extraction wells, SVE wells, and blower inlets for each system. Monitoring is conducted approximately every 45 days. Adjustments are made as necessary to maintain anaerobic conditions for the LFG extraction wells. Monitoring of these systems is conducted to provide an assessment of the extraction system performance and effects of removing soil vapor from the vadose zone surrounding the disposal areas.

Between November 22, 2005 through December 29, 2020, the LFG extraction system operated an average of 5.67 hours per weekday and the SVE system operated an average of 10.24 hours per weekday, as shown on Table 8. These operational times are intended to balance extraction with the generation of LFG. If extraction exceeds gas generation, oxygen may be pulled into the landfill, which could create a fire hazard. Furthermore, drawing oxygen into the system prevents the LFG treatment system (flare) from operating correctly. Excessive extraction of native soil gas could induce migration of LFG from the waste mass to native soil when LFG is not being actively extracted.

##### 5.1.1.1 Monitoring Activities

Monitoring locations, LFG extraction wells, SVE wells, and blower inlets are shown on Figures 7 through 10. These locations are monitored for primary LFG constituents, gas temperature, well pressure, system pressure and flow. Adjustments to individual well extraction rates are conducted on an as needed basis to maintain anaerobic conditions.

The monitoring locations are designated as follows:

- Vertical LFG Extraction Wells (five locations prefixed by VGW-#)
- Horizontal LFG Extraction Wells (nine locations prefixed by HGW-#)
- Vertical SVE Wells (four locations prefixed by VGW-# NS)
- Blower Inlets (BL-LFG and BL-SV)

General weather conditions were noted during and preceding the monitoring events. As previously noted, atmospheric pressure fluctuations can influence gas concentrations and pressure in gas wells. Barometric pressure trends prior to sampling were recorded from the nearest available weather station (Appendix D).

## **5.1.2 Stormwater Collection from the Waste Disposal Areas**

A stormwater drainage and collection system was installed in 2005 at the interface of the CDL/MSW landfills. The system collects stormwater runoff and water which has infiltrated into the cover soils of the MSW landfill. This water is then pumped into a ditch on the west side of the CDL landfill where it flows to an infiltration pond near the western property boundary. Discharge (in cubic feet) from the stormwater collection system sump (near monitoring well C1S) has been monitored weekly since October 25, 2005 by CSWF personnel, and continued through 2020.

## **5.2 RESULTS**

### **5.2.1 Landfill Gas Collection from In-Refuse and Native Soil Extraction Points**

The performance of the LFG and soil vapor extraction systems is shown on Figure 12. Operating parameter results for each system are summarized on Tables 9 and 10.

The LFG extraction system was operated under a daily intermittent cycle for a total 30,825 hours between November 22, 2005 and December 29, 2020. Over this time the system has extracted an estimated 85,813,946 cubic feet of LFG from the refuse mass. The rate of extraction was initially at 120 standard cubic feet per minute (scfm), but has declined to an average of approximately 44.0 scfm during 2020, as extraction rates have converged with gas generation rates. The LFG composition at the blower inlet averaged 39.1 percent methane, 17.6 percent carbon dioxide, and 1.0 percent oxygen during 2020.

The SVE system operated under a daily intermittent cycle for a total 55,696 hours from November 22, 2005 through December 29, 2020. During this time it has extracted an estimated 145,179,849 cubic feet of soil vapor/LFG from the native soil below the disposal areas. The rate of extraction was approximately 52.8 scfm during 2020. The soil vapor/LFG composition at the blower inlet averaged 4.4 percent methane, 13.3 percent carbon dioxide, and 2.8 percent oxygen in 2020.

### **5.2.2 Stormwater Collection from the Waste Disposal Areas**

As shown in Table 8 and Figure 11, over the period between October 25, 2005 and December 29, 2020, a total of 275,309 gallons of stormwater were pumped from the collection system sump and discharged to the infiltration pond west of the disposal areas. A total of 16,247 gallons of stormwater were pumped through the collection system during the 2020 reporting period.

## **5.3 EVALUATION OF CONTAMINANT SOURCE CONTROL OPERATIONS**

### **5.3.1 Landfill Gas Collection from In-Refuse and Native Soil Extraction Points**

The gas control system at the CSWF has been enhanced to provide additional source control of LFG (especially methane) and facilitate the removal of these gases from the vadose zone. Removal of LFG from the vadose zone also provides a measure of source control for groundwater quality. The gas flow rate has declined over the operating period to reflect the balancing of the LFG wells in an

attempt to achieve extraction at the same rate as gas generation. As this balancing (tuning) continues, source control (to prevent LFG from entering the vadose zone) will continue.

The LFG extraction system is successfully controlling LFG generated within the refuse mass, thereby providing source control of LFG migration to the vadose zone. The success of this system's operations is evident by:

- The volume of LFG removed from the landfill (85,813,946 cubic feet).
- Well coverage/influence over greater volume of refuse mass.
- Ability to adjust well extraction rates to match gas generation rates.
- The gas composition at the LFG blower inlet averaged 39.1 percent methane, 17.6 percent carbon dioxide, and 1.0 percent oxygen during 2020.

Similarly, the SVE system is successfully removing LFG from the vadose zone, and thereby providing an additional measure of source control for groundwater contamination. The success of this system's operations is evident by:

- The volume of soil vapor removed to date (145,179,849 cubic feet).
- The gas composition at the SVE blower inlet averaged 4.4 percent methane, 13.3 percent carbon dioxide, and 2.8 percent oxygen in 2020.

### **5.3.2 Stormwater Collection from Waste Disposal Areas**

For every inch of rain that falls at the CSWF, as much as 1,000 gallons of stormwater may be pumped from the collection system sump near monitoring well C1S for discharge to the infiltration pond west of the disposal areas. A total of 16,247 gallons of stormwater was removed during the 2020 compliance year. Prior to this improvement, this surface runoff and infiltration water flowed into the CDL Landfill.

## 6.0 CONCLUSIONS

The results of groundwater and LFG monitoring completed at the CSWF over the 2020 compliance period remain generally consistent with those reported from previous compliance years. Vinyl chloride remains the primary contaminant of concern in site groundwater. The most elevated vinyl chloride detections are consistently reported in Aquifer 2 monitoring wells E2D and E7D, both of which are situated on the eastern flank of the closed CDL/MSW disposal cells. Low level vinyl chloride exceedances are also reported in several of the Aquifer 1 wells located in the vicinity of the waste disposal cells.

Over recent years vinyl chloride has generally been absent in the CSWF wells situated beyond the immediate vicinity of the landfill. Groundwater samples collected from Aquifer 2 “sentinel” wells E9D and E10D, situated hydrologically downgradient of the observed vinyl chloride plume, have never reported detectable levels of VOCs. In addition, the two-year confirmational sampling conducted as part of the second quarter 2020 monitoring event reported groundwater data consistent with past results reported prior to the 2018 optimization of groundwater monitoring program. These observations corroborate the findings of past groundwater assessment and modelling efforts which concluded that VOCs originating from the CSWF disposal cells are naturally attenuating beneath the facility, and that vinyl chloride has not, and will not in the future, migrate beyond County property. Vinyl chloride concentrations observed during 2020 remained stable or were slightly lower in most of the groundwater monitoring wells reporting detections. Overall, the 2020 results confirm that the continuation of the optimized groundwater monitoring program is warranted.

LFG monitoring results through 2020 continue to confirm the positive effects of removal of landfill gases from the vadose zone. Based on the estimated volume of LFG in the vadose zone and number of unaffected gas probes, continued operation of the LFG and SVE systems is recommended to remove gases from the vadose zone and achieve a balanced extraction rate for the LFG wells. Current levels of operating, monitoring and system balancing will need to be maintained to ensure the optimum performance of both the LFG and SVE systems, while preventing potential detrimental conditions such as air intrusion and pulling of LFG into the vadose zone.



## Tables



Table 1A. Five Year Historical Groundwater Elevations - Aquifer 1  
2020 Annual Monitoring Report  
Coupeville Solid Waste Facility, Island County, Washington

Location	E1D		E1S		E2S		E4S		N2S		N3S		NE1S		S10S		S11S		W1S	
Reference Elevation (ft. msl)	203.98		204.26		202.72		205.04		203.83		204.87		208.02		205.65		204.99		195.15	
Monitoring Event	DTW	WLE	DTW	WLE	DTW	WLE	DTW	WLE	DTW	WLE	DTW	WLE	DTW	WLE	DTW	WLE	DTW	WLE	DTW	WLE
Q420	136.75	67.23	137.03	67.23	136.61	66.11	140.41	64.63	134.92	68.91	138.57	66.30	143.85	64.17	134.94	70.71	133.69	71.30	109.75	85.40
Q220	136.80	67.18	137.05	67.21	136.63	66.09	140.27	64.77	134.90	68.93	138.75	66.12	143.61	64.41	138.77	66.88	133.58	71.41	109.71	85.44
Q419	136.99	66.99	137.28	66.98	136.74	65.98	140.74	64.30	135.53	68.30	139.03	65.84	144.06	63.96	135.27	70.38	133.79	71.20	109.77	85.38
Q219	137.11	66.87	137.35	66.91	136.81	65.91	140.41	64.63	135.74	68.09	138.59	66.28	143.81	64.21	135.12	70.53	133.89	71.10	109.74	85.41
Q418	137.41	66.57	137.58	66.68	137.47	65.25	140.57	64.47	135.36	68.47	139.23	65.64	143.92	64.10	135.31	70.34	134.03	70.96	109.65	85.5
Q218	137.47	66.51	137.80	66.46	137.48	65.24	140.93	64.11	135.92	67.91	139.78	65.09	144.11	63.91	135.38	70.27	134.24	70.75	109.70	85.45
Q417	137.65	66.33	137.78	66.48	137.53	65.19	141.02	64.02	135.94	67.89	139.90	64.97	144.46	63.56	135.70	69.95	134.52	70.47	109.71	85.44
Q317	137.61	66.37	137.92	66.34	137.39	65.33	140.87	64.17	136.03	67.80	139.38	65.49	144.16	63.86	135.70	69.95	134.41	70.58	109.73	85.42
Q217	137.78	66.20	137.91	66.35	137.44	65.28	140.85	64.19	136.11	67.72	139.48	65.39	--	--	135.73	69.92	134.59	70.40	109.70	85.45
Q117	137.96	66.02	138.26	66.00	137.69	65.03	141.33	63.71	137.21	66.62	140.05	64.82	144.44	63.58	136.00	69.65	134.82	70.17	109.72	85.43
Q416	138.03	65.95	138.19	66.07	137.72	65.00	141.47	63.57	136.65	67.18	139.67	65.20	144.68	63.34	135.96	69.69	134.87	70.12	109.45	85.70
Q316	138.12	65.86	138.38	65.88	137.88	64.84	141.45	63.59	136.90	66.93	140.13	64.74	144.64	63.38	135.94	69.71	134.92	70.07	109.73	85.42
Q216	138.22	65.76	138.52	65.74	138.06	64.66	141.49	63.55	137.50	66.33	140.42	64.45	144.66	63.36	136.04	69.61	135.04	69.95	109.72	85.43
Q116	138.30	65.68	138.58	65.68	138.22	64.50	141.69	63.35	137.75	66.08	140.74	64.13	144.71	63.31	136.14	69.51	135.04	69.95	109.66	85.49

**Notes:**

Monitoring Event code = Q (quarter), 3-digit number: Quarter of Year (1-digit) and Year designation (2-digit).

DTW = Depth to water (feet below the top of casing), WLE = Water level elevation (feet-msl)

-- = No measurement available

Table 1B. Five Year Historical Groundwater Elevations - Aquifer 2  
 2020 Annual Monitoring Report  
 Coupeville Solid Waste Facility, Island County, Washington

Location	E2D		E3D		E4D		E5D		E6D		E7D		E8D		E9D		E10D		N1D		N2D		N3D		N5D		NE1D		S11D	
Reference Elevation (ft-msl)	202.52		204.13		205.40		198.56		202.97		200.50		203.13		209.75		210.01		191.51		203.48		204.39		204.84		207.82		205.07	
Monitoring Event	DTW	WLE	DTW	WLE	DTW	WLE	DTW	WLE	DTW	WLE	DTW	WLE	DTW	WLE	DTW	WLE	DTW	WLE	DTW	WLE	DTW	WLE	DTW	WLE	DTW	WLE	DTW	WLE	DTW	WLE
Q420	146.70	55.82	149.57	54.56	152.24	53.16	143.87	54.69	146.75	56.22	143.41	57.09	147.61	55.52	160.54	49.21	161.84	48.17	134.92	56.59	146.79	56.69	148.90	55.49	148.28	56.56	156.72	51.10	145.33	59.74
Q320	146.79	55.73	--	--	152.12	53.28	143.94	54.62	146.82	56.15	144.72	55.78	147.61	55.52	160.50	49.25	161.95	48.06	--	--	146.85	56.63	--	--	--	--	--	--	--	--
Q220	146.82	55.70	149.44	54.69	153.12	52.28	143.85	54.71	146.90	56.07	144.83	55.67	147.71	55.42	160.76	48.99	162.10	47.91	134.96	56.55	146.82	56.66	149.05	55.34	148.40	56.44	156.70	51.12	145.19	59.88
Q120	146.05	56.47	--	--	152.33	53.07	144.06	54.50	146.90	56.07	144.77	55.73	147.75	55.38	160.40	49.35	161.86	48.15	--	--	147.14	56.34	--	--	--	--	--	--	--	--
Q419	147.05	55.47	149.77	54.36	152.47	52.93	144.06	54.50	147.18	55.79	145.09	55.41	147.88	55.25	160.65	49.10	162.17	47.84	135.32	56.19	147.26	56.22	149.21	55.18	148.57	56.27	157.11	50.71	145.40	59.67
Q319	147.15	55.37	--	--	152.40	53.00	144.11	54.45	147.12	55.85	145.02	54.47	147.82	55.31	160.88	48.87	162.26	47.75	--	--	147.20	56.28	--	--	--	--	--	--	--	--
Q219	147.18	55.34	149.96	54.17	152.46	52.94	144.30	54.26	147.12	55.85	145.03	55.47	147.97	55.16	160.90	48.85	162.29	47.72	135.38	56.13	147.24	56.24	149.21	55.18	148.67	56.17	157.11	50.71	145.40	59.67
Q119	147.14	55.38	--	--	152.39	53.01	144.13	54.43	147.19	55.78	145.06	55.43	147.83	55.30	160.69	49.06	162.01	48.00	--	--	147.24	56.24	--	--	--	--	--	--	--	--
Q418	147.72	54.80	149.97	54.16	152.69	52.71	144.38	54.18	147.71	55.26	145.24	55.26	148.10	55.03	160.92	48.83	162.29	47.72	135.70	55.81	147.56	55.92	149.54	54.85	148.85	55.99	157.52	50.30	145.61	59.46
Q318	147.49	55.03	--	--	153.02	52.38	144.68	53.88	147.48	55.49	145.52	54.98	148.18	54.95	161.50	48.25	162.79	47.22	--	--	147.61	55.87	--	--	--	--	--	--	--	--
Q218	147.82	54.70	150.17	53.96	153.02	52.38	144.59	53.97	147.77	55.20	145.46	55.04	148.24	54.89	161.40	48.35	162.72	47.29	135.88	55.63	147.82	55.66	149.96	54.43	149.15	55.69	157.74	50.08	145.90	59.17
Q118	147.66	54.86	--	--	152.98	52.42	144.69	53.87	147.70	55.27	145.60	54.90	148.31	54.82	161.01	48.74	162.37	47.64	--	--	147.81	55.67	--	--	--	--	--	--	--	--
Q417	148.06	54.46	150.48	53.65	153.38	52.02	--	--	--	--	--	--	--	--	--	--	--	--	136.17	55.34	147.96	55.52	150.21	54.18	149.24	55.60	158.02	49.80	146.26	58.81
Q317	147.86	54.66	150.65	53.48	153.22	52.18	--	--	--	--	--	--	--	--	--	--	--	--	136.00	55.51	147.89	55.59	149.83	54.56	149.42	55.42	157.86	49.96	145.95	59.12
Q217	147.94	54.58	150.29	53.84	152.95	52.45	--	--	--	--	--	--	--	--	--	--	--	--	136.01	55.50	147.95	55.53	149.93	54.46	149.53	55.31	--	--	146.10	58.97
Q117	148.15	54.37	150.85	53.28	153.46	51.94	--	--	--	--	--	--	--	--	--	--	--	--	136.41	55.10	148.36	55.12	150.34	54.05	149.86	54.98	158.07	49.75	146.51	58.56
Q416	148.24	54.28	151.03	53.10	153.69	51.71	--	--	--	--	--	--	--	--	--	--	--	--	136.40	55.11	148.29	55.19	150.23	54.16	149.80	55.04	158.31	49.51	146.56	58.51
Q316	148.45	54.07	151.29	52.84	153.71	51.69	--	--	--	--	--	--	--	--	--	--	--	--	136.62	54.89	148.43	55.05	150.49	53.90	149.99	54.85	158.24	49.58	146.72	58.35
Q216	148.62	53.90	151.31	52.82	153.90	51.50	--	--	--	--	--	--	--	--	--	--	--	--	136.84	54.67	148.68	54.80	150.80	53.59	150.12	54.72	158.44	49.38	146.90	58.17
Q116	148.64	53.88	151.18	52.95	153.84	51.56	--	--	--	--	--	--	--	--	--	--	--	--	136.95	54.56	148.94	54.54	150.87	53.52	150.03	54.81	158.50	49.32	146.91	58.16

**Notes:**

Monitoring Event Code = Q (quarter), 3-digit number: Quarter of the year (1-digit) and Year designation (2-digit).

DTW = Depth to Water (feet below the top of casing), WLE = Water level elevation (feet-msl)

Only 2018, 2019 and 2020 data listed for wells E5D, E6D, E7D, E8D, E9D, and E10D due to these wells being explicitly included in the 2018 revised Sampling and Analysis Plan

-- = No measurement available

**Bold** measurements are not used in historic groundwater evaluation due to anomalous results (i.e., suspected field measurement anomaly)

Table 1C. Groundwater Elevations - 2 Year Wells  
 2020 Annual Monitoring Report  
 Coupeville Solid Waste Facility, Island County, Washington

Well Name	Date	TOC Elevation (feet)	DTW (feet)	WLE (feet)
<b>Aquifer 1</b>				
C1S	5/18/2020	161.41	89.59	71.82
E1S	5/18/2020	204.26	137.05	67.21
N1SR*	5/18/2020	193.16	91.85	101.31
SE1D	5/18/2020	206.14	138.98	67.16
SE1S	5/18/2020	206.03	138.58	67.45
<b>Aquifer 2</b>				
N5S	5/19/2020	205.00	148.60	56.40
W1D	5/19/2020	194.80	138.03	56.77
W2S	5/20/2020	203.68	146.98	56.70

**Notes:**

\* Well N1SR is reported to be screened into a local perched groundwater lense above Aquifer I.

DTW = Depth to water

TOC = Top of casing

WLE = Water level elevation





Table 2B. Field Parameter, General Chemistry, and Inorganic Results - Aquifer 2  
 2020 Annual Monitoring Report  
 Coupeville Solid Waste Facility, Island County, Washington

Parameter	Location	E2D				E3D		E4D				E5D				E6D			
		Units	20Q1	20Q2	20Q3	20Q4	20Q2	20Q4	20Q1	20Q2	20Q3	20Q4	20Q1	20Q2	20Q3	20Q4	20Q1	20Q2	20Q3
<b>Field Measurements</b>																			
Dissolved Oxygen	mg/L	1.77	1.91	1.06	2.48	3.48	1.22	1.70	2.19	1.23	1.54	0.87	0.81	1.21	0.69	0.92	0.47	0.72	0.58
ORP	mV	186	162.2	51.1	133.9	7.4	68.7	106.7	-74.7	-88.7	88.5	-71.0	-97.1	-54.7	-69.0	-111.1	-162.5	-119.4	-160.4
pH	SU	6.95	7.00	6.88	6.84	7.79	7.78	7.53	7.94	8.00	7.82	7.33	7.36	7.34	7.30	7.43	7.79	7.76	7.83
Specific Conductivity	µS/cm	1,532	1,424	1,501	1,493	769	713	557	548	553	702	1,286	1,208	1,273	1,239	653	615	677	638
Temperature	deg-C	11.6	12.9	13.1	12.7	12.8	11.2	9.9	11.4	11.6	11.7	10.9	11.8	13.5	12.0	13.0	14.3	15.6	14.8
Turbidity	NTU	1.5	0.6	0.5	0.8	2.5	2.6	3.9	2.3	4.9	3.4	1.9	4.0	1.5	2.6	1.5	2.7	0.5	2.4
<b>General Chemistry</b>																			
Alkalinity, Total	mg/L	NA	700	NA	650	320	320	NA	220	NA	190	660	660	670	670	260	280	280	280
Alkalinity, Bicarbonate	mg/L	NA	700	NA	650	320	320	NA	220	NA	190	660	660	670	670	260	280	280	280
Ammonia	mg-N/L	NA	0.5 U	NA	0.5 U	0.5 U	0.5 U	NA	0.5 U	NA	0.5 U	0.5 U	0.5 U	0.5 U	0.5 U	0.5 U	0.5 U	0.5 U	0.5 U
Calcium	mg/L	NA	180	NA	180	68	74	NA	42	NA	47	160	160	170	180	61	63	67	65
Chemical Oxygen Demand	mg/L	NA	10 U	NA	10 U	10 U	10 U	NA	10 U	NA	10 U	10 U	10 U	10 U	10 U	10 U	10 U	10 U	10 U
Chloride	mg/L	NA	36	NA	34	36	35	NA	34	NA	32	22	0.9 U	23	23	20	54	19	18
Fluoride	mg/L	NA	0.2 U	NA	0.96	0.2 U	0.22	NA	0.2 U	NA	0.2 U	0.2 U	0.2 U	0.2 U	0.33	0.2 U	0.2 U	0.2 U	0.25
Magnesium	mg/L	NA	90	NA	90	43	47	NA	29	NA	31	78	74	79	83	32	33	35	34
Potassium	mg/L	NA	8.3	NA	8.4	6.6	6.8	NA	11	NA	11	8.0	7.6	7.7	8.2	5.9	5.9	5.9	5.9
Sodium	mg/L	NA	35	NA	32	26	27	NA	30	NA	26	34	33	34	33	35	36	36	34
Sulfate	mg/L	NA	79	NA	80	16	15	NA	13	NA	13	25	25	26	27	32	21	31	29
Total Dissolved Solids	mg/L	NA	750	NA	790	380	320	NA	460	NA	270	660	520	690	700	320	290	330	300
Total Nitrate/Nitrite	mg-N/L	NA	8.2	NA	6.9	0.55	0.4 U	NA	0.4 U	NA	0.4 U	—	0.89	0.4 U	0.4 U	—	2.9	0.4 U	0.4 U
Nitrate as N	mg/L	NA	—	NA	—	—	—	NA	—	NA	—	0.4 U	—	—	—	0.4 U	—	—	—
Total Organic Carbon	mg/L	NA	25	NA	7.9	34	3.4	NA	26	NA	3.6	2.2	85	13	5.8	19	31	4.5	4.2
<b>Metals</b>																			
Antimony	mg/L	NA	0.0008 U	NA	0.0008 U	0.0008 U	0.0008 U	NA	0.0008 U	NA	0.0008 U	0.0008 U	0.0008 U	0.0008 U	0.0008 U	0.0008 U	0.0008 U	0.0008 U	0.0008 U
Arsenic	mg/L	NA	0.0017	NA	0.0016	0.0065	0.0061	NA	0.0170	NA	0.0160	0.001 U	0.0059	0.0065	0.0057	0.0014	0.0011	0.0014	0.0013
Barium	mg/L	NA	0.041	NA	0.042	0.029	0.031	NA	0.034	NA	0.042	0.0086	0.071	0.077	0.076	0.083	0.081	0.088	0.091
Beryllium	mg/L	NA	0.0004 U	NA	0.0004 U	0.0004 U	0.0004 U	NA	0.0004 U	NA	0.0004 U	0.0004 U	0.0004 U	0.0004 U	0.0004 U	0.0004 U	0.0004 U	0.0004 U	0.0004 U
Cadmium	mg/L	NA	0.0008 U	NA	0.0008 U	0.0008 U	0.0008 U	NA	0.0008 U	NA	0.0008 U	0.0008 U	0.0008 U	0.0008 U	0.0008 U	0.0008 U	0.0008 U	0.0008 U	0.0008 U
Chromium	mg/L	NA	0.0008 U	NA	0.0008 U	0.00130	0.0008 U	NA	0.0008 U	NA	0.0008 U	0.0008 U	0.0008 U	0.0008 U	0.0008 U	0.0008 U	0.0008 U	0.0008 U	0.0008 U
Cobalt	mg/L	NA	0.0004 U	NA	0.0004 U	0.0004 U	0.0004 U	NA	0.0004 U	NA	0.0004 U	0.0004 U	0.0004 U	0.0004 U	0.0004 U	0.0004 U	0.0004 U	0.0004 U	0.0004 U
Copper	mg/L	NA	0.002 U	NA	0.002 U	0.002 U	0.002 U	NA	0.002 U	NA	0.002 U	0.002 U	0.0025	0.002 U	0.002 U	0.002 U	0.002 U	0.002 U	0.002 U
Iron	mg/L	NA	0.3 U	NA	0.3 U	0.3 U	0.3 U	NA	0.3 U	NA	0.3 U	1.9	1.8	1.9	1.9	1.2	1.2	1.5	1.4
Lead	mg/L	NA	0.0008 U	NA	0.0008 U	0.0008 U	0.0008 U	NA	0.0008 U	NA	0.0008 U	0.0008 U	0.0008 U	0.0008 U	0.0008 U	0.0008 U	0.0008 U	0.0008 U	0.0008 U
Manganese	mg/L	NA	0.058	NA	0.053	0.27	0.30	NA	0.073	NA	0.080	0.24	0.23	0.29	0.22	0.57	0.57	0.60	0.56
Nickel	mg/L	NA	0.0069	NA	0.0066	0.003 U	0.003 U	NA	0.003 U	NA	0.003 U	0.003 U	0.003 U	0.003 U	0.003 U	0.003 U	0.003 U	0.003 U	0.003 U
Selenium	mg/L	NA	0.008 U	NA	0.008 U	0.008 U	0.008 U	NA	0.008 U	NA	0.008 U	0.008 U	0.008 U	0.008 U	0.008 U	0.008 U	0.008 U	0.008 U	0.008 U
Silver	mg/L	NA	0.0004 U	NA	0.0004 U	0.0004 U	0.0004 U	NA	0.0004 U	NA	0.0004 U	0.0004 U	0.0004 U	0.0004 U	0.0004 U	0.0004 U	0.0004 U	0.0004 U	0.0004 U
Thallium	mg/L	NA	0.001 U	NA	0.001 U	0.001 U	0.001 U	NA	0.001 U	NA	0.001 U	0.001 U	0.001 U	—	0.001 U	0.001 U	0.001 U	—	0.001 U
Vanadium	mg/L	NA	0.0058	NA	0.0052	0.004 U	0.004 U	NA	0.004 U	NA	0.004 U	0.004 U	0.004 U	0.004 U	0.004 U	0.004 U	0.004 U	0.004 U	0.004 U
Zinc	mg/L	NA	0.007 U	NA	0.007 U	0.007 U	0.007 U	NA	0.007 U	NA	0.007 U	0.007 U	0.007 U	0.0089	0.007 U	0.007 U	0.007 U	0.007 U	0.007 U

**Notes:**  
 deg-C = degrees Celsius  
 mg/L = milligrams per liter  
 mV = millivolts  
 mg N/L = milligrams of nitrogen per liter  
 NA = Monitoring Wells E2D and E4D were only sampled for VOCs during 20Q1 and 20Q3 in accordance with the site sampling and analysis plan. See Table 3B for results.  
 NTU = nephelometric turbidity units  
 ORP = oxidation reduction potential  
 SU = Standard units  
 Thallium was not analyzed during the Q3 monitoring event due to laboratory error  
 µS/cm = microSiemens per centimeter  
 U = not detected above reporting limit  
 — = analysis not performed  
 \* = 2 year 2020 well

Table 2C. Field Parameter, General Chemistry, and Inorganic Results - Water Supply Wells  
2020 Annual Monitoring Report  
Coupeville Solid Waste Facility, Island County, Washington

Parameter	Location	DNR				DOT		WR1				STP*
	Units	20Q1	20Q2	20Q3	20Q4	20Q2	20Q4	20Q1	20Q2	20Q3	20Q4	20Q2
<b>Field Measurements</b>												
Dissolved Oxygen	mg/L	1.56	2.31	4.30	1.49	3.17	1.94	2.89	2.96	2.21	2.55	0.87
ORP	mV	146.3	97.0	173.1	168.8	-117.8	-52.8	203.1	117.7	109.5	198.1	-170.1
pH	SU	7.29	7.56	6.87	7.36	7.97	7.83	7.21	7.40	7.30	7.15	8.24
Specific Conductivity	µS/cm	853	823	850	889	676	735	876	906	907	894	545
Temperature	deg-C	10.0	12.5	13.5	9.7	13.5	11.3	9.8	11.1	14.7	9.6	14.7
Turbidity	NTU	2.0	1.7	1.4	1.3	1.7	1.7	1.7	0.9	0.7	1.0	17.1
<b>General Chemistry</b>												
Alkalinity, Total	mg/L	300	290	290	280	320	310	330	320	330	320	240
Alkalinity, Bicarbonate	mg/L	300	290	290	280	320	310	330	320	330	320	240
Ammonia	mg-N/L	0.5 U	0.5 U	0.5 U	0.5 U	0.5 U	0.5 U	0.5 U	0.5 U	0.5 U	0.5 U	0.5 U
Calcium	mg/L	82	81	84	86	66	68	84	84	91	85	45
Chemical Oxygen Demand	mg/L	10 U	10 U	10 U	10 U	10 U	10 U	10 U	10 U	10 U	10 U	10 U
Chloride	mg/L	67	67	68	67	24	22	56	57	58	56	37
Fluoride	mg/L	0.2 U	0.2 U	0.2 U	0.2 U	0.2 U	0.49	0.2 U	0.2 U	0.2 U	0.2 U	0.2 U
Magnesium	mg/L	48	46	49	49	45	46	50	47	54	49	35
Potassium	mg/L	5.6	5.3	5.4	5.8	6.5	6.5	5.5	5.8	5.5	5.4	10.0
Sodium	mg/L	30	29	29	27	26	23	33	32	33	30	23
Sulfate	mg/L	56	55	56	57	23	24	45	46	47	46	11
Total Dissolved Solids	mg/L	480	370	460	380	190	370	460	410	420	460	200
Total Nitrate/Nitrite	mg-N/L	—	0.4 U	0.4 U	0.41	0.4 U	0.15 U	—	2.1	1.5	1.5	0.4 U
Nitrate as N	mg/L	0.4 U	—	—	—	—	—	0.4 U	—	—	—	—
Total Organic Carbon	mg/L	20	33	7.1	3.8	36	2.2	19	32	8.7	3.4	23
<b>Metals</b>												
Antimony	mg/L	0.0008 U	0.0008 U	0.0008 U	0.0008 U	0.0008 U	0.0008 U	0.0008 U	0.0008 U	0.0008 U	0.0008 U	0.0008 U
Arsenic	mg/L	0.0040	0.0038	0.0039	0.0037	0.0068	0.0065	0.0037	0.0035	0.0033	0.0032	0.0120
Barium	mg/L	0.020	0.020	0.021	0.022	0.028	0.032	0.024	0.025	0.025	0.025	0.027
Beryllium	mg/L	0.0004 U	0.0004 U	0.0004 U	0.0004 U	0.0004 U	0.0004 U	0.0004 U	0.0004 U	0.0004 U	0.0004 U	0.0004 U
Cadmium	mg/L	0.0008 U	0.0008 U	0.0008 U	0.0008 U	0.0008 U	0.0008 U	0.0008 U	0.0008 U	0.0008 U	0.0008 U	0.0008 U
Chromium	mg/L	0.0027	0.0029	0.0024	0.0029	0.0008 U	0.0008 U	0.0022	0.0017	0.0019	0.0015	0.0026
Cobalt	mg/L	0.0004 U	0.0004 U	0.0004 U	0.0004 U	0.0004 U	0.0004 U	0.0004 U	0.0004 U	0.0004 U	0.0004 U	0.0004 U
Copper	mg/L	0.0045	0.0039	0.0029	0.0079	0.002 U	0.002 U	0.037	0.042	0.041	0.044	0.002 U
Iron	mg/L	0.3 U	0.3 U	0.3 U	0.3 U	0.59	0.3 U	0.3 U	0.3 U	0.3 U	0.3 U	0.70
Lead	mg/L	0.0008 U	0.0008 U	0.0008 U	0.0008 U	0.0008 U	0.0008 U	0.0008 U	0.0008 U	0.0008 U	0.0008 U	0.0014
Manganese	mg/L	0.02 U	0.02 U	0.02 U	0.02 U	0.15	0.14	0.02 U	0.02 U	0.02 U	0.02 U	0.10
Nickel	mg/L	0.003 U	0.003 U	0.003 U	0.003 U	0.003 U	0.003 U	0.003 U	0.003 U	0.003 U	0.003 U	0.003 U
Selenium	mg/L	0.008 U	0.008 U	0.008 U	0.008 U	0.008 U	0.008 U	0.008 U	0.008 U	0.008 U	0.008 U	0.008 U
Silver	mg/L	0.00048	0.0004 U	0.0004 U	0.0004 U	0.0004 U	0.0004 U	0.0004 U	0.0004 U	0.0004 U	0.0004 U	0.0004 U
Thallium	mg/L	0.001 U	0.001 U	—	0.001 U	0.001 U	0.001 U	0.001 U	0.001 U	—	0.001 U	0.001 U
Vanadium	mg/L	0.0063	0.0062	0.0073	0.0061	0.004 U	0.004 U	0.004 U	0.004 U	0.004 U	0.004 U	0.004 U
Zinc	mg/L	0.0140	0.007 U	0.0094	0.010	0.039	0.028	0.041	0.044	0.059	0.059	0.510

**Notes:**

- deg-C = degrees Celsius
- mg/L = milligrams per liter
- mV = millivolts
- mg N/L = milligrams of nitrogen per liter
- ORP = oxidation reduction potential
- SU = Standard units
- Thallium was not analyzed during the Q3 monitoring event due to laboratory error
- µS/cm = microSiemens per centimeter
- NTU = nephelometric turbidity units
- U = not detected above reporting limit
- = analysis not performed
- \* = 2 year 2020 well



Table 2B. Field Parameter, General Chemistry, and Inorganic Results - Aquifer 2  
 2020 Annual Monitoring Report  
 Coupeville Solid Waste Facility, Island County, Washington

Parameter	Location	E7D				E8D				E9D				E10D			
		Units	20Q1	20Q2	20Q3	20Q4	20Q1	20Q2	20Q3	20Q4	20Q1	20Q2	20Q3	20Q4	20Q1	20Q2	20Q3
<b>Field Measurements</b>																	
Dissolved Oxygen	mg/L	0.88	0.91	0.62	0.54	0.91	0.77	2.83	1.24	1.46	0.80	1.59	1.86	0.98	0.63	0.96	0.79
ORP	mV	243.8	77.7	86.5	149.4	40.8	-119.7	95.5	-40.2	88.2	-98.9	-82.0	-38.9	-57.9	-75.2	-87.3	-92.5
pH	SU	6.70	6.82	6.76	6.74	7.43	7.64	7.41	7.45	7.90	8.39	8.32	8.42	7.35	7.58	7.62	7.61
Specific Conductivity	µS/cm	1,835	1,788	1,920	1,850	570	523	572	528	544	544	547	512	980	982	987	928
Temperature	deg-C	12.8	14.8	15.4	14.5	9.8	10.9	12.6	10.8	9.3	10.1	11.2	11.1	9.4	9.8	10.4	10.5
Turbidity	NTU	1.4	0.6	0.5	2.4	1.6	3.6	2.2	4.4	1.6	1.3	2.1	2.7	1.6	0.5	0.8	2.7
<b>General Chemistry</b>																	
Alkalinity, Total	mg/L	820	800	780	780	240	230	240	230	190	190	180	390	410	390	410	180
Alkalinity, Bicarbonate	mg/L	820	800	780	780	240	230	240	230	190	190	180	390	410	390	410	180
Ammonia	mg-N/L	0.5 U	0.5 U	0.5 U	0.5 U	0.5 U	0.5 U	0.5 U	0.5 U	0.5 U	0.5 U	0.63	0.5 U	0.5 U	0.5 U	0.5 U	0.5 U
Calcium	mg/L	250	260	270	270	54	52	56	52	32	32	33	34	110	110	110	110
Chemical Oxygen Demand	mg/L	46	48	44	48	10 U	10 U	10 U	10 U	10 U	10 U	10 U	10 U	10 U	10 U	10 U	10 U
Chloride	mg/L	44	50	50	53	14	14	14	13	42	43	41	41	59	59	60	58
Fluoride	mg/L	0.2 U	0.2 U	0.4	0.49	0.2 U	0.2 U	0.2 U	0.23	0.2 U	0.2 U	0.2 U	0.24	0.2 U	0.2 U	0.2 U	0.27
Magnesium	mg/L	110	110	120	120	29	28	31	28	37	35	38	38	62	60	67	64
Potassium	mg/L	9.3	9.3	9.3	9.6	5.8	5.4	5.7	5.5	15	15	15	16	7.6	7.9	7.8	7.7
Sodium	mg/L	35	36	36	33	26	24	26	24	16	16	17	16	31	31	33	29
Sulfate	mg/L	210	240	260	270	26	26	26	25	19	18	18	18	47	45	46	45
Total Dissolved Solids	mg/L	1,200	1,100	1,200	1,300	260	230	140	230	230	170	270	250	540	490	310	490
Total Nitrate/Nitrite	mg-N/L	—	0.4 U	0.4 U	0.4 U	—	0.4 U	0.4 U	0.4 U	0.15 U	0.4 U	0.4 U	0.4 U	0.15 U	0.6	0.4 U	0.4 U
Nitrate as N	mg/L	0.4 U	—	—	—	0.4 U	—	—	—	—	—	—	—	—	—	—	—
Total Organic Carbon	mg/L	19	36	32	27	1.5 U	27	3.1	2.6	1.5 U	8.5	3.2	2.6	1.5	1.6	6.2	4.4
<b>Metals</b>																	
Antimony	mg/L	0.0008 U	0.0008 U	0.0008 U	0.0008 U	0.0008 U	0.0008 U	0.0008 U	0.0008 U	0.0008 U	0.0008 U	0.0008 U	0.0008 U	0.0008 U	0.0008 U	0.0008 U	0.0008 U
Arsenic	mg/L	0.0023	0.0019	0.002	0.0015	0.0043	0.0041	0.0053	0.0045	0.020	0.020	0.022	0.020	0.0059	0.0062	0.013	0.0057
Barium	mg/L	0.063	0.063	0.066	0.067	0.069	0.071	0.069	0.083	0.026	0.026	0.027	0.030	0.046	0.048	0.130	0.049
Beryllium	mg/L	0.0004 U	0.0004 U	0.0004 U	0.0004 U	0.0004 U	0.0004 U	0.0004 U	0.0004 U	0.0004 U	0.0004 U	0.0004 U	0.0004 U	0.0004 U	0.0004 U	0.0004 U	0.0004 U
Cadmium	mg/L	0.0008 U	0.0008 U	0.0008 U	0.0008 U	0.0008 U	0.0008 U	0.0008 U	0.0008 U	0.0008 U	0.0008 U	0.0008 U	0.0008 U	0.0008 U	0.0008 U	0.0008 U	0.0008 U
Chromium	mg/L	0.0051	0.0008 U	0.0008 U	0.0008 U	0.0008 U	0.0008 U	0.0008 U	0.0008 U	0.0008 U	0.0008 U	0.0008 U	0.00094	0.0008 U	0.0008 U	0.0012	0.0008 U
Cobalt	mg/L	0.0027	0.0028	0.0029	0.0026	0.0004 U	0.0004 U	0.0004 U	0.0004 U	0.0004 U	0.0004 U	0.0004 U	0.0004 U	0.0004 U	0.0004 U	0.0004 U	0.0004 U
Copper	mg/L	0.002 U	0.002 U	0.002 U	0.002 U	0.002 U	0.002 U	0.002 U	0.002 U	0.002 U	0.002 U	0.002 U	0.002 U	0.002 U	0.002 U	0.0034	0.002 U
Iron	mg/L	0.3 U	0.3 U	0.3 U	0.3 U	1.4	1.3	1.4	1.0	0.3 U	0.3 U	0.3 U	0.3 U	1.0	1.1	1.0	0.92
Lead	mg/L	0.0008 U	0.0008 U	0.0008 U	0.0008 U	0.0008 U	0.0008 U	0.0008 U	0.0008 U	0.0008 U	0.0008 U	0.0008 U	0.0008 U	0.0008 U	0.0008 U	0.0008 U	0.0008 U
Manganese	mg/L	0.69	0.74	0.75	0.72	0.29	0.28	0.30	0.28	0.049	0.050	0.048	0.035	0.083	0.084	0.084	0.073
Nickel	mg/L	0.027	0.026	0.027	0.026	0.003 U	0.003 U	0.003 U	0.003 U	0.003 U	0.003 U	0.003 U	0.003 U	0.003 U	0.003 U	0.0034	0.003 U
Selenium	mg/L	0.008 U	0.008 U	0.008 U	0.008 U	0.008 U	0.008 U	0.008 U	0.008 U	0.008 U	0.008 U	0.008 U	0.008 U	0.008 U	0.008 U	0.008 U	0.008 U
Silver	mg/L	0.0027	0.0004 U	0.0004 U	0.0004 U	0.0004 U	0.0004 U	0.0004 U	0.0004 U	0.0004 U	0.0004 U	0.0004 U	0.0004 U	0.0004 U	0.0004 U	0.0004 U	0.0004 U
Thallium	mg/L	0.001 U	0.001 U	—	0.001 U	0.001 U	0.001 U	—	0.001 U	0.001 U	0.001 U	—	0.001 U	0.001 U	0.001 U	—	0.001 U
Vanadium	mg/L	0.0048	0.0046	0.0067	0.0100	0.004 U	0.004 U	0.004 U	0.004 U	0.004 U	0.004 U	0.004 U	0.004 U	0.004 U	0.004 U	0.0093	0.004 U
Zinc	mg/L	0.007 U	0.007 U	0.007 U	0.007 U	0.007 U	0.007 U	0.007 U	0.007 U	0.007 U	0.007 U	0.007 U	0.007 U	0.007 U	0.007 U	0.007 U	0.007 U

**Notes:**  
 deg-C = degrees Celsius  
 mg/L = milligrams per liter  
 mV = millivolts  
 mg N/L = milligrams of nitrogen per liter  
 NA = Monitoring Wells E2D and E4D were only sampled  
 NTU = nephelometric turbidity units  
 ORP = oxidation reduction potential  
 SU = Standard units  
 Thallium was not analyzed during the Q3 monitor  
 µS/cm = microSiemens per centimeter  
 U = not detected above reporting limit  
 — = analysis not performed  
 \* = 2 year 2020 well









Table 3C. Volatile Organic Compound Results - Water Supply Wells  
 2020 Annual Monitoring Report  
 Coupeville Solid Waste Facility, Island County, Washington

Parameter	DNR				DOT		WR1				STP*
	20Q1	20Q2	20Q3	20Q4	20Q2	20Q4	20Q1	20Q2	20Q3	20Q4	20Q2
1,1 - Dichloroethane	0.2 U	0.2 U	0.2 U	0.2 U	0.2 U	0.2 U	0.2 U	0.2 U	0.2 U	0.2 U	0.2 U
1,1 - Dichloroethylene	0.2 U	0.2 U	0.2 U	0.2 U	0.2 U	0.2 U	0.2 U	0.2 U	0.2 U	0.2 U	0.2 U
1,1,1 - Trichloroethane	0.2 U	0.2 U	0.2 U	0.2 U	0.2 U	0.2 U	0.2 U	0.2 U	0.2 U	0.2 U	0.2 U
1,1,1,2 - Tetrachloroethane	0.3 U	0.3 U	0.3 U	0.3 U	0.3 U	0.3 U	0.3 U	0.3 U	0.3 U	0.3 U	0.3 U
1,1,2 - Trichloroethane	0.2 U	0.2 U	0.2 U	0.2 U	0.2 U	0.2 U	0.2 U	0.2 U	0.2 U	0.2 U	0.2 U
1,1,2,2 - Tetrachloroethane	0.2 U	0.2 U	0.2 U	0.2 U	0.2 U	0.2 U	0.2 U	0.2 U	0.2 U	0.2 U	0.2 U
1,2 - Dibromoethane	0.1 U	0.1 U	0.1 U	0.1 U	0.1 U	0.1 U	0.1 U	0.1 U	0.1 U	0.1 U	0.1 U
1,2 - Dichlorobenzene (ortho)	0.3 U	0.3 U	0.3 U	0.3 U	0.3 U	0.3 U	0.3 U	0.3 U	0.3 U	0.3 U	0.3 U
1,2 - Dichloroethane	0.2 U	0.2 U	0.2 U	0.2 U	0.2 U	0.2 U	0.2 U	0.2 U	0.2 U	0.2 U	0.2 U
1,2 - Dichloropropane	0.2 U	0.2 U	0.2 U	0.2 U	0.2 U	0.2 U	0.2 U	0.2 U	0.2 U	0.2 U	0.2 U
1,2,3 - Trichloropropane	0.2 U	0.2 U	0.2 U	0.2 U	0.2 U	0.2 U	0.2 U	0.2 U	0.2 U	0.2 U	0.2 U
1,2-Dibromo-3-Chloropropane	2 U	2 U	2 U	2 U	2 U	2 U	2 U	2 U	2 U	2 U	2 U
1,4 - Dichlorobenzene (para)	0.3 U	0.3 U	0.3 U	0.3 U	0.3 U	0.3 U	0.3 U	0.3 U	0.3 U	0.3 U	0.3 U
2-Butanone (MEK)	10 U	10 U	10 U	10 U	10 U	10 U	10 U	10 U	10 U	10 U	10 U
2-Hexanone	3 U	3 U	3 U	3 U	3 U	3 U	3 U	3 U	3 U	3 U	3 U
4-Methyl-2-Pentanone	5 U	10 U	10 U	10 U	10 U	10 U	5 U	10 U	10 U	10 U	10 U
Acetone	6 U	10 U	10 U	10 U	10 U	10 U	6 U	10 U	10 U	10 U	10 U
Acrylonitrile	10 U	10 U	10 U	10 U	10 U	10 U	10 U	10 U	10 U	10 U	10 U
Benzene	0.2 U	0.2 U	0.2 U	0.2 U	0.2 U	0.2 U	0.2 U	0.2 U	0.2 U	0.2 U	0.2 U
Bromochloromethane	0.2 U	0.2 U	0.2 U	0.2 U	0.2 U	0.2 U	0.2 U	0.2 U	0.2 U	0.2 U	0.2 U
Bromodichloromethane	0.2 U	0.2 U	0.2 U	0.2 U	0.2 U	0.2 U	0.2 U	0.2 U	0.2 U	0.2 U	0.2 U
Bromoform	0.5 U	0.5 U	0.5 U	0.5 U	0.5 U	0.5 U	0.5 U	0.5 U	0.5 U	0.5 U	0.5 U
Bromomethane	0.5 U	0.5 U	0.5 U	0.5 U	0.5 U	0.5 U	0.5 U	0.5 U	0.5 U	0.5 U	0.5 U
Carbon Disulfide	0.3 U	0.3 U	0.3 U	0.3 U	0.3 U	0.3 U	0.3 U	0.3 U	0.3 U	0.3 U	0.3 U
Carbon Tetrachloride	0.2 U	0.2 U	0.2 U	0.2 U	0.2 U	0.2 U	0.2 U	0.2 U	0.2 U	0.2 U	0.2 U
Chlorobenzene	0.2 U	0.2 U	0.2 U	0.2 U	0.2 U	0.2 U	0.2 U	0.2 U	0.2 U	0.2 U	0.2 U
Dibromochloromethane	0.2 U	0.2 U	0.2 U	0.2 U	0.2 U	0.2 U	0.2 U	0.2 U	0.2 U	0.2 U	0.2 U
Chloroethane	0.5 U	0.5 U	0.5 U	0.5 U	0.5 U	0.5 U	0.5 U	0.5 U	0.5 U	0.5 U	0.5 U
Chloroform	0.2 U	0.2 U	0.2 U	0.2 U	0.2 U	0.2 U	0.2 U	0.2 U	0.2 U	0.2 U	0.2 U
Chloromethane	0.5 U	0.5 U	0.5 U	0.5 U	0.5 U	0.5 U	0.5 U	0.5 U	0.5 U	0.5 U	0.5 U
cis - 1,2 - Dichloroethylene	0.2 U	0.2 U	0.2 U	0.2 U	0.2 U	0.2 U	0.2 U	0.2 U	0.2 U	0.2 U	0.2 U
cis - 1,3 - Dichloropropene	0.2 U	0.2 U	0.2 U	0.2 U	0.2 U	0.2 U	0.2 U	0.2 U	0.2 U	0.2 U	0.2 U
Dibromomethane	0.2 U	0.2 U	0.2 U	0.2 U	0.2 U	0.2 U	0.2 U	0.2 U	0.2 U	0.2 U	0.2 U
Ethylbenzene	0.2 U	0.2 U	0.2 U	0.2 U	0.2 U	0.2 U	0.2 U	0.2 U	0.2 U	0.2 U	0.2 U
Methyl Iodide	0.5 U	0.5 U	0.5 U	0.5 U	0.5 U	0.5 U	0.5 U	0.5 U	0.5 U	0.5 U	0.5 U
Methylene Chloride	5 U	5 U	5 U	5 U	5 U	5 U	5 U	5 U	5 U	5 U	5 U
Styrene	0.5 U	1 U	1 U	1 U	1 U	1 U	0.5 U	1 U	1 U	1 U	1 U
Tetrachloroethylene	0.5 U	0.5 U	0.5 U	0.5 U	0.5 U	0.5 U	0.5 U	0.5 U	0.5 U	0.5 U	0.5 U
Toluene	0.2 U	0.2 U	0.2 U	0.2 U	0.2 U	0.2 U	0.2 U	0.2 U	0.2 U	0.2 U	0.2 U
m, p-Xylene	0.5 U	0.5 U	0.5 U	0.5 U	0.5 U	0.5 U	0.5 U	0.5 U	0.5 U	0.5 U	0.5 U
o-Xylene	0.5 U	0.5 U	0.5 U	0.5 U	0.5 U	0.5 U	0.5 U	0.5 U	0.5 U	0.5 U	0.5 U
trans - 1,2 - Dichloroethylene	0.2 U	0.2 U	0.2 U	0.2 U	0.2 U	0.2 U	0.2 U	0.2 U	0.2 U	0.2 U	0.2 U
trans - 1,3 - Dichloropropene	0.2 U	0.2 U	0.2 U	0.2 U	0.2 U	0.2 U	0.2 U	0.2 U	0.2 U	0.2 U	0.2 U
trans - 1,4 - Dichloro-2-Butene	2 U	2 U	2 U	2 U	2 U	2 U	2 U	2 U	2 U	2 U	2 U
Trichloroethylene	0.2 U	0.2 U	0.2 U	0.2 U	0.2 U	0.2 U	0.2 U	0.2 U	0.2 U	0.2 U	0.2 U
Trichlorofluoromethane	0.5 U	0.5 U	0.5 U	0.5 U	0.5 U	0.5 U	0.5 U	0.5 U	0.5 U	0.5 U	0.5 U
Vinyl acetate	1.5 U	2 U	2 U	2 U	2 U	2 U	1.5 U	2 U	2 U	2 U	2 U
Vinyl chloride	0.02 U	0.02 U	0.02 U	0.02 U	0.02 U	0.02 U	0.02 U	0.02 U	0.02 U	0.02 U	0.02 U

Notes:

All concentrations presented in micrograms per liter (µg/L)

U = not detected above reporting limit

\* = 2 year 2020 well

Table 4. Volatile Organic Compound Detections  
 2020 Annual Monitoring Report  
 Coupeville Solid Waste Facility, Island County, Washington

Parameter	Well Name	Aquifer	Date Sampled	Result	
1,1,1-Trichloroethane	C1S*	1	5/18/2020	0.68	
	E1S*	1	5/18/2020	0.29	
	E2D	2	1/28/2020	0.46	
			5/19/2020	0.33	
			7/29/2020	0.47	
	E7D	2	10/29/2020	0.44	
			1/29/2020	0.82	
			5/19/2020	0.64	
	N2S	1	7/29/2020	0.70	
			10/29/2020	0.91	
S10S	1	5/18/2020	0.49		
		10/29/2020	0.46		
1,1-Dichloroethane	E2D	2	5/19/2020	0.21	
			7/29/2020	0.21	
	E7D	2	1/29/2020	3.5	
			5/19/2020	3.0	
			7/29/2020	3.5	
			10/29/2020	3.4	
	N2S	1	5/18/2020	0.43	
			10/29/2020	0.41	
	Acetone	E2D	2	5/19/2020	29
	cis-1,2-Dichloroethylene	E4S	1	5/18/2020	5.4
SE1D*		1	5/18/2020	3.2	
trans-1,2-Dichloroethylene	E2D	2	5/19/2020	0.22	
Trichloroethylene	C1S*	1	5/18/2020	0.27	
	E4S	1	5/18/2020	17	
	SE1D*	1	5/18/2020	11	
Trichlorofluoromethane	C1S*	1	5/18/2020	6.8	
	E1S*	1	5/18/2020	2.6	
	E2D	2	1/28/2020	3.6	
			5/19/2020	2.7	
			7/29/2020	3.1	
			10/29/2020	2.9	
	E2S	1	5/19/2020	2.5	
			10/29/2020	3.2	
	E7D	2	1/29/2020	80	
			5/19/2020	86	
			7/29/2020	79	
			10/29/2020	78	
	N2D	2	1/28/2020	0.78	
			5/18/2020	0.82	
			7/28/2020	0.76	
			10/29/2020	0.64	
	N2S	1	5/18/2020	5.3	
			10/29/2020	3.9	
N3S	1	5/18/2020	1.7		
		10/29/2020	1.4		
S10S	1	5/19/2020	5.5		
		10/29/2020	5.4		
Vinyl chloride	E1D	1	5/19/2020	0.035	
			10/29/2020	0.22	
	E2D	2	1/28/2020	26	
			5/19/2020	29	
			7/29/2020	22	
			10/29/2020	16	
	E4S	1	5/18/2020	0.52	
			10/29/2020	0.26	
	E6D	2	1/29/2020	0.037	
			1/29/2020	3.6	
			5/19/2020	3.0	
	E7D	2	10/29/2020	2.4	
			1/28/2020	0.045	
N2D	2	10/29/2020	0.027		
		10/29/2020	0.083		
N2S	1	10/29/2020	0.083		
SE1D*	1	5/18/2020	0.18		

Notes:  
 All units measured in µg/L  
 \* = 2 year 2020 well



Table 5. WAC 173-200 and Federal MCL Exceedences  
2020 Annual Monitoring Report  
Coupeville Solid Waste Facility, Island County, Washington

Parameter	Criteria			Sample Location	Aquifer	Date Sampled	Result
	WAC 173-200	Primary MCL	Secondary MCL				
<b>Field Measurements</b>							
Specific Conductivity (µS/cm)	-	-	700 <sup>a</sup>	C1S*	1	5/18/2020	1,209
				E1D	1	5/19/2020	1,686
						10/29/2020	1,804
				E1S*	1	5/18/2020	1,181
						10/29/2020	961
				E2S	1	5/19/2020	1,178
						10/29/2020	1,323
				E4S	1	5/18/2020	1,265
						10/29/2020	981
				N2S	1	5/18/2020	1,092
						10/29/2020	1,219
				N3S	1	5/18/2020	1,054
						10/29/2020	1,134
				NE1S	1	5/18/2020	915
						10/30/2020	934
				S10S	1	5/19/2020	1,093
						10/29/2020	1,146
				S11S	1	5/19/2020	829
						10/29/2020	1,024
				SE1D*	1	5/18/2020	953
				SE1S*	1	5/18/2020	873
				E2D	2	1/28/2020	1,532
						5/19/2020	1,424
						7/29/2020	1,501
				E3D	2	10/29/2020	1,493
						5/18/2020	769
				E4D	2	10/29/2020	713
						1/28/2020	702
				E5D	2	1/28/2020	1,286
						5/19/2020	1,208
						7/29/2020	1,273
				E7D	2	10/29/2020	1,239
						1/29/2020	1,835
						5/19/2020	1,788
				E10D	2	7/29/2020	1,920
						10/29/2020	1,850
						1/28/2020	980
				N1D	2	5/20/2020	982
						7/28/2020	987
						10/29/2020	928
N2D	2	5/18/2020	1,468				
		10/29/2020	1,397				
		1/28/2020	1,229				
N5D	2	5/18/2020	1,217				
		7/28/2020	1,228				
		10/29/2020	1,215				
N5S*	2	5/19/2020	1,361				
		10/30/2020	1,457				
S11D	2	5/19/2020	717				
		5/19/2020	878				
W1D*	2	10/29/2020	914				
W2S*	2	5/19/2020	909				
DNR	3	5/20/2020	993				
		1/29/2020	853				
		5/19/2020	823				
		7/29/2020	850				
DOT	3	10/30/2020	889				
			735				

Table 5. WAC 173-200 and Federal MCL Exceedences  
2020 Annual Monitoring Report  
Coupeville Solid Waste Facility, Island County, Washington

Parameter	Criteria			Sample Location	Aquifer	Date Sampled	Result
	WAC 173-200	Primary MCL	Secondary MCL				
Specific Conductivity (µS/cm)	-	-	700 <sup>a</sup>	WR1	WSW	1/29/2020	876
						5/20/2020	906
						7/29/2020	907
						10/30/2020	894
<b>General Chemistry</b>							
Sulfate (mg/L)	250	-	250	C1S*	1	5/18/2020	260
				E7D	2	7/29/2020	260
Total Dissolved Solids (mg/L)	500	-	500			10/29/2020	270
				C1S*	1	5/18/2020	780
				E1D	1	5/19/2020	770
						10/29/2020	1,000
				E1S*	1	5/18/2020	680
				E2S	1	5/19/2020	680
						10/29/2020	630
				E4S	1	5/18/2020	510
						10/29/2020	590
				N2S	1	5/18/2020	620
						10/29/2020	610
				N3S	1	10/29/2020	530
				NE1S	1	5/18/2020	540
				S10S	1	5/19/2020	630
						10/29/2020	690
				E2D	2	5/19/2020	750
						10/29/2020	790
				E5D	2	1/28/2020	660
						5/19/2020	520
						7/29/2020	690
		10/29/2020	700				
E7D	2	1/29/2020	1,200				
		5/19/2020	1,100				
		7/29/2020	1,200				
		10/29/2020	1,300				
E10D	2	1/28/2020	540				
N1D	2	5/18/2020	760				
		10/29/2020	740				
N2D	2	1/28/2020	640				
		5/18/2020	620				
		7/28/2020	580				
		10/29/2020	650				
N5D	2	5/19/2020	730				
		10/30/2020	590				
W2S*	2	5/20/2020	540				
Total Nitrate/Nitrite (mg/L)	10	10	-	E1S*	1	5/18/2020	12
						10/29/2020	13
						S10S	1
						10/29/2020	26
<b>Metals</b>							
Arsenic (mg/L)	0.00005	0.01	-	C1S*	1	5/18/2020	0.0012
				E1D	1	5/19/2020	0.0046
						10/29/2020	0.0042
				E1S*	1	5/18/2020	0.0015
				E2S	1	5/19/2020	0.0012
						10/29/2020	0.0013
				E4S	1	5/18/2020	0.0026
						10/29/2020	0.0025
				N1SR*	1	5/18/2020	0.0019
				N2S	1	5/18/2020	0.0011
		10/29/2020	0.0011				
N3S	1	5/18/2020	0.0025				
						10/29/2020	0.0025

Table 5. WAC 173-200 and Federal MCL Exceedences  
 2020 Annual Monitoring Report  
 Coupeville Solid Waste Facility, Island County, Washington

Parameter	Criteria			Sample Location	Aquifer	Date Sampled	Result
	WAC 173-200	Primary MCL	Secondary MCL				
Arsenic (mg/L) (cont.)	0.00005	0.01	-	NE1S	1	5/18/2020	0.0025
						10/30/2020	0.0022
				S10S	1	5/19/2020	0.0021
						10/29/2020	0.0020
				S11S	1	5/19/2020	0.0057
						10/29/2020	0.0056
				SE1D*	1	5/18/2020	0.0110
				SE1S*	1	5/18/2020	0.0057
				E2D	2	5/19/2020	0.0017
						10/29/2020	0.0016
				E3D	2	5/18/2020	0.0065
						10/29/2020	0.0061
				E4D	2	5/18/2020	0.0170
						10/29/2020	0.0160
				E5D	2	5/19/2020	0.0059
						7/29/2020	0.0065
						10/29/2020	0.0057
				E6D	2	1/29/2020	0.0014
						5/19/2020	0.0011
						7/28/2020	0.0014
						10/29/2020	0.0013
				E7D	2	1/29/2020	0.0023
						5/19/2020	0.0019
						7/29/2020	0.0020
				E8D	2	10/29/2020	0.0015
						1/28/2020	0.0043
						5/19/2020	0.0041
						7/28/2020	0.0053
				E9D	2	10/29/2020	0.0045
						1/28/2020	0.020
						5/20/2020	0.020
						7/28/2020	0.022
				E10D	2	10/29/2020	0.020
						1/28/2020	0.0059
						5/20/2020	0.0062
						7/28/2020	0.0130
				N1D	2	10/29/2020	0.0057
						5/18/2020	0.0057
						10/29/2020	0.0051
				N2D	2	1/28/2020	0.0029
						5/18/2020	0.0031
						7/28/2020	0.0034
						10/29/2020	0.0032
				N3D	2	5/18/2020	0.0082
						10/29/2020	0.0088
				N5D	2	5/19/2020	0.0034
						10/30/2020	0.0032
				N5S*	2	5/19/2020	0.0031
				NE1D	2	5/18/2020	0.0078
						10/30/2020	0.0072
S11D	2	5/19/2020	0.0079				
		10/29/2020	0.0077				
W1D*	2	5/19/2020	0.0084				
W2S*	2	5/20/2020	0.0020				
DNR	3	1/29/2020	0.0040				
		5/19/2020	0.0038				
		7/29/2020	0.0039				
		10/30/2020	0.0037				
DOT	3	5/19/2020	0.0068				
		10/30/2020	0.0065				
STP*	3	5/19/2020	0.0120				

Table 5. WAC 173-200 and Federal MCL Exceedences  
2020 Annual Monitoring Report  
Coupeville Solid Waste Facility, Island County, Washington

Parameter	Criteria			Sample Location	Aquifer	Date Sampled	Result
	WAC 173-200	Primary MCL	Secondary MCL				
Arsenic (mg/L) (cont.)	0.00005	0.01	-	WR1	WSW	1/29/2020	0.0037
						5/20/2020	0.0035
						7/29/2020	0.0033
						10/30/2020	0.0032
Iron (mg/L)	0.3	-	0.3	E5D	2	1/28/2020	1.9
						5/19/2020	1.8
						7/28/2020	1.9
						10/29/2020	1.9
				E6D	2	1/29/2020	1.2
						5/19/2020	1.2
						7/28/2020	1.5
				E8D	2	10/29/2020	1.4
						1/28/2020	1.4
						5/19/2020	1.3
				E10D	2	7/28/2020	1.4
						10/29/2020	1.0
						1/28/2020	1.0
						5/20/2020	1.1
				N1D	2	7/28/2020	1.0
				DOT	3	10/29/2020	0.92
				STP*	3	5/18/2020	0.34
Manganese (mg/L)	0.05	-	0.05	E1D	1	5/19/2020	0.052
						5/19/2020	0.42
				E2S	1	10/29/2020	0.48
						5/19/2020	0.19
				S11S	1	10/29/2020	0.20
						5/18/2020	0.19
				SE1D*	1	5/19/2020	0.058
						10/29/2020	0.053
				E2D	2	5/18/2020	0.27
						10/29/2020	0.30
				E3D	2	5/18/2020	0.073
						10/29/2020	0.080
				E4D	2	1/28/2020	0.24
						5/19/2020	0.23
						7/29/2020	0.29
						10/29/2020	0.22
				E5D	2	1/29/2020	0.57
						5/19/2020	0.57
						7/28/2020	0.60
				E6D	2	10/29/2020	0.56
						1/29/2020	0.69
						5/19/2020	0.74
				E7D	2	7/29/2020	0.75
						10/29/2020	0.72
						1/28/2020	0.29
				E8D	2	5/19/2020	0.28
						7/28/2020	0.30
10/29/2020	0.28						
E10D	2	1/28/2020	0.083				
		5/20/2020	0.084				
		7/28/2020	0.084				
		10/29/2020	0.073				
N1D	2	5/18/2020	0.32				
		10/29/2020	0.32				
N5D	2	5/19/2020	0.16				
		10/30/2020	0.15				
S11D	2	5/19/2020	0.15				
		10/29/2020	0.15				

Table 5. WAC 173-200 and Federal MCL Exceedences  
2020 Annual Monitoring Report  
Coupeville Solid Waste Facility, Island County, Washington

Parameter	Criteria			Sample Location	Aquifer	Date Sampled	Result
	WAC 173-200	Primary MCL	Secondary MCL				
Manganese (mg/L) (cont.)	0.05	-	0.05	W1D*	2	5/19/2020	0.13
				DOT	3	5/19/2020	0.15
				STP*	3	10/30/2020	0.14
						5/19/2020	0.10
<b>Volatile Organic Compounds</b>							
1,1,-Dichloroethane (µg/L)	1.0	-	-	E7D	2	1/29/2020	3.5
						5/19/2020	3.0
						7/29/2020	3.5
						10/29/2020	3.4
Trichloroethylene (µg/L)	3.0	5.0	-	E4S	1	5/18/2020	17
				SE1D*	1	5/18/2020	11
Vinyl Chloride (µg/L)	0.02	2	-	E1D	1	5/19/2020	0.035
						10/29/2020	0.220
				E4S	1	5/18/2020	0.52
						10/29/2020	0.26
				N2S	1	10/29/2020	0.083
						SE1D*	1
				E2D	2	1/28/2020	26
						5/19/2020	29
						7/29/2020	22
						10/29/2020	16
				E6D	2	1/29/2020	0.037
						1/29/2020	3.6
				E7D	2	5/19/2020	3.0
10/29/2020	2.4						
1/28/2020	0.045						
N2D	2	10/29/2020	0.027				

Notes:

<sup>a</sup> = WAC 246-290-310 standard

mg/L = milligrams per liter

µg/L = micrograms per liter

MCL = Federal Maximum Contaminant Level

WSW = Water Supply Well

\* = 2 year 2020 well

Aquifer 3 = locally perched zone not part of main Aquifers 1 or 2.



Table 6. Short and Long Term Statistics for Select Parameters  
 2020 Annual Monitoring Report  
 Coupeville Solid Waste Facility, Island County, Washington

Parameter	Aquifer	Station	Short Term Statistics (2019-2020)									Long Term Statistics (1985-2020)								
			Summary Statistics					Mann-Kendall Trend Analysis				Summary Statistics					Mann-Kendall Trend Analysis			
			N	# of NDs	Min	Max	Mean <sup>a</sup>	S	Z	Probability	Result	N	# of NDs	Min	Max	Mean <sup>a</sup>	S	Z	Probability	Result
Specific Conductivity (µS/cm)	1	E1D	4	0	1686	1826	1780	-1	0	50	no trend	129	0	163	2490	1308.7	2987	6.079	0	increasing
	1	E1S	4	0	961	1181	1122	0	0	50	no trend	129	0	421	2080	1198.7	1121	2.28	1.13	no trend
	1	E2S	4	0	1178	1323	1269.5	0	0	50	no trend	127	0	420	1630	1115.5	3772	7.859	0	increasing
	1	E4S	4	0	981	1265	1185	0	0	50	no trend	44	0	549.7	1265	1079.3	298	3.004	0.13	increasing
	1	N2S	4	0	1092	1542	1291.3	-4	-1.02	15.41	no trend	58	0	159	1900	1408.2	-228	-1.523	6.39	no trend
	1	N3S	4	0	1054	1134	1075.5	1	0	50	no trend	127	0	119	1365	842.5	4853	10.112	0	increasing
	1	NE1S	4	0	850	934	891.5	6	1.698	4.47	no trend	66	0	436	1004	811.4	124	0.681	24.8	no trend
	1	S10S	4	0	1093	1270	1193.3	-4	-1.02	15.41	no trend	68	0	665	2400	1516.4	-1185	-6.267	0	decreasing
	1	S11S	4	0	829	1024	923.3	0	0	50	no trend	63	0	458.7	1033	871.2	353	2.088	1.84	no trend
	2	E2D	8	0	1424	1576	1522.3	-18	-2.1	1.77	no trend	134	0	180	2280	1193.1	3390	6.519	0	increasing
	2	E3D	4	0	713	773	754.8	-4	-1.02	15.41	no trend	73	0	375.2	846	710.9	1155	5.496	0	increasing
	2	E4D	8	0	530	702	571.8	8	0.866	19.33	no trend	52	0	431	933	578.6	-336	-2.644	0.41	decreasing
	2	E5D	8	0	1208	1286	1253.9	3	0.247	40.23	no trend	16	0	1078	1286	1222.4	70	3.107	0.09	increasing
	2	E6D	8	0	615	677	654.5	0	0	50	no trend	16	0	615	696	664.8	-45	-1.981	2.38	no trend
	2	E7D	8	0	1762	1920	1848.5	6	0.619	26.81	no trend	16	0	1690	1920	1801.4	79	3.515	0.02	increasing
	2	E8D	8	0	523	575	556.5	-8	-0.87	19.33	no trend	16	0	523	587	565.8	-37	-1.622	5.24	no trend
	2	E9D	8	0	511	554	538.3	-1	0	50	no trend	16	0	511	568	543.7	-29	-1.262	10.35	no trend
	2	E10D	8	0	917	1030	973.9	0	0	50	no trend	16	0	917	1030	967.4	31	1.352	8.82	no trend
	2	N1D	4	0	1397	1502	1466.3	-4	-1.02	15.41	no trend	128	0	152	1850	1226.5	4164	8.575	0	increasing
	2	N2D	8	0	1159	1229	1214.6	2	0.126	45	no trend	139	0	122	1516	927.6	6695	12.189	0	increasing
	2	N3D	4	0	664	679	673.8	0	0	50	no trend	127	0	371	800	545.8	4640	9.668	0	increasing
	2	N5D	4	0	1361	1467	1435	-2	-0.34	36.71	no trend	67	0	874.2	1630	1356.3	971	5.249	0	increasing
	2	NE1D	4	0	675	693	682	0	0	50	no trend	66	0	335.4	763	635.5	595	3.287	0.05	increasing
	2	S11D	4	0	878	945	917.8	-4	-1.02	15.41	no trend	65	0	468.1	1065	893.7	203	1.144	12.64	no trend
	WSW	DNR	8	0	823	891	856.6	4	0.371	35.53	no trend	78	0	601	969	809.8	1190	5.13	0	increasing
	WSW	DOT	4	0	676	735	713.8	0	0	50	no trend	112	0	388.4	735	584	3496	8.788	0	increasing
	WSW	WR1	8	0	837	907	886.6	12	1.361	8.68	no trend	77	0	479	907	796.3	1690	7.429	0	increasing

Table 6. Short and Long Term Statistics for Select Parameters  
 2020 Annual Monitoring Report  
 Coupeville Solid Waste Facility, Island County, Washington

Parameter	Aquifer	Station	Short Term Statistics (2019-2020)									Long Term Statistics (1985-2020)								
			Summary Statistics					Mann-Kendall Trend Analysis				Summary Statistics					Mann-Kendall Trend Analysis			
			N	# of NDs	Min	Max	Mean <sup>a</sup>	S	Z	Probability	Result	N	# of NDs	Min	Max	Mean <sup>a</sup>	S	Z	Probability	Result
Nitrate (mg/L)	1	E1D	4	2	<0.2	1.3	0.42	1	0	50	no trend	129	48	<0.000030	3.19	0.689	-2685	-5.465	0	decreasing
	1	E1S	4	0	12	13	12.5	2	0.34	36.71	no trend	129	13	<0.000030	14	4.39	3365	6.849	0	increasing
	1	E2S	4	0	5.4	8.6	7	4	1.162	12.27	no trend	126	45	<0.000030	8.7	1.735	-1206	-2.541	0.55	decreasing
	1	E4S	4	0	1.6	4	3.125	4	1.019	15.41	no trend	44	0	0.11	4	0.827	635	6.414	0	increasing
	1	N2S	4	0	6.2	9.2	7.6	0	0	50	no trend	59	17	<0.000030	9.2	2.25	88	0.569	28.47	no trend
	1	N3S	4	0	4.3	7.6	6.5	2	0.34	36.71	no trend	127	5	<0.2	7.6	2.62	6012	12.527	0	increasing
	1	NE1S	4	0	5.9	7.5	6.8	2	0.34	36.71	no trend	66	0	0.03	8.39	5.23	1130	6.248	0	increasing
	1	S10S	4	0	24	32	28.25	-4	-1.02	15.41	no trend	68	0	0.02	86	34.74	242	1.276	10.1	no trend
	1	S11S	4	4	<0.0750	<0.2	0.0688	N/A	N/A	N/A	N/A	63	61	<0.00070	0.19	0.0217	-557	-3.299	0.05	decreasing
	2	E2D	4	0	1.8	8.2	6.18	2	0.34	36.71	no trend	124	14	<0.00070	8.2	1.069	1001	2.16	1.54	no trend
	2	E3D	4	3	<0.0750	0.55	0.197	1	0	50	no trend	73	68	<0.000030	0.55	0.02783	-1101	-5.241	0	decreasing
	2	E4D	4	3	<0.2	0.16	0.115	1	0	50	no trend	44	43	<0.0028	0.16	0.0258	N/A	N/A	N/A	N/A
	2	E5D	8	7	<0.0750	0.89	0.1753	N/A	N/A	N/A	N/A	12	11	<0.0750	0.89	0.1398	N/A	N/A	N/A	N/A
	2	E6D	8	7	<0.0750	2.9	0.419	N/A	N/A	N/A	N/A	12	11	<0.0750	2.9	0.307	N/A	N/A	N/A	N/A
	2	E7D	8	8	<0.0750	<0.2	0.0766	N/A	N/A	N/A	N/A	12	11	<0.0750	1.2	0.176	N/A	N/A	N/A	N/A
	2	E8D	8	8	<0.0750	<0.2	0.0766	N/A	N/A	N/A	N/A	12	12	<0.0750	<0.2	0.0792	N/A	N/A	N/A	N/A
	2	E9D	8	8	<0.0750	<0.2	0.0688	N/A	N/A	N/A	N/A	12	12	<0.0750	<0.2	0.0792	N/A	N/A	N/A	N/A
	2	E10D	8	7	<0.0750	0.6	0.1313	N/A	N/A	N/A	N/A	12	11	<0.0750	0.6	0.1208	N/A	N/A	N/A	N/A
	2	N1D	4	3	<0.0750	0.77	0.252	1	0	50	no trend	129	86	<0.000030	0.77	0.1056	-4319	-8.792	0	decreasing
	2	N2D	8	1	<0.2	4.5	2.83	7	0.748	22.72	no trend	140	35	<0.000030	4.5	0.872	-96	-0.171	43.21	no trend
	2	N3D	4	4	<0.0750	<0.2	0.0844	N/A	N/A	N/A	N/A	126	104	<0.000030	0.7	0.0717	-3410	-7.19	0	decreasing
	2	N5D	4	3	<0.0750	0.91	0.2556	1	0	50	no trend	67	62	<0.00070	0.91	0.03073	-310	-1.673	4.72	no trend
	2	NE1D	4	4	<0.0750	<0.2	0.0688	N/A	N/A	N/A	N/A	66	35	<0.00250	3.86	0.0885	654	3.615	0.02	increasing
	2	S11D	4	4	<0.0750	<0.2	0.0688	N/A	N/A	N/A	N/A	64	61	<0.00070	0.16	0.0212	-514	-2.973	0.15	decreasing
	WSW	DNR	8	4	<0.2	0.41	0.2075	5	0.499	30.9	no trend	78	40	<0.000030	0.56	0.0736	-1294	-5.58	0	decreasing
	WSW	DOT	4	4	<0.0750	<0.2	0.0688	N/A	N/A	N/A	N/A	113	109	<0.000030	0.3	0.052	-2229	-5.529	0	decreasing
	WSW	WR1	8	2	<0.2	2.1	1.238	5	0.499	30.9	no trend	77	6	<0.012	2.1	0.976	1333	5.859	0	increasing

Table 6. Short and Long Term Statistics for Select Parameters  
 2020 Annual Monitoring Report  
 Coupeville Solid Waste Facility, Island County, Washington

Parameter	Aquifer	Station	Short Term Statistics (2019-2020)									Long Term Statistics (1985-2020)								
			Summary Statistics					Mann-Kendall Trend Analysis				Summary Statistics					Mann-Kendall Trend Analysis			
			N	# of NDs	Min	Max	Mean <sup>a</sup>	S	Z	Probability	Result	N	# of NDs	Min	Max	Mean <sup>a</sup>	S	Z	Probability	Result
Sulfate (mg/L)	1	E1D	4	0	94	110	103	5	1.445	7.43	no trend	129	0	22	110	59.2	2799	5.697	0	increasing
	1	E2S	4	0	71	75	72.8	5	1.445	7.43	no trend	126	0	8	76	31.96	3580	7.548	0	increasing
	1	E4S	4	0	38	47	41.5	-6	-1.7	4.47	no trend	44	0	24	63	36.7	647	6.536	0	increasing
	1	N2S	4	0	49	95	65	-4	-1.02	15.41	no trend	59	0	3	130	59.8	939	6.135	0	increasing
	1	N3S	4	0	42	43	42.75	-1	0	50	no trend	127	0	15	56	41.4	1995	4.156	0	increasing
	1	NE1S	4	1	<0.6	110	64.1	2	0.34	36.71	no trend	66	1	<0.6	110	69.2	-131	-0.72	23.59	no trend
	1	S10S	4	0	74	92	82.3	-4	-1.02	15.41	no trend	68	0	33	131	96.5	-504	-2.663	0.39	decreasing
	1	S11S	4	0	29	32	30.75	-5	-1.45	7.43	no trend	63	0	25	32	28.4	1028	6.093	0	increasing
	2	E2D	4	0	78	81	79.5	0	0	50	no trend	124	0	0.8	81	30.2	2263	4.886	0	increasing
	2	E3D	4	0	15	16	15.75	-3	-0.72	23.51	no trend	73	0	13	28	15.56	826	3.93	0	increasing
	2	E4D	4	0	13	14	13.25	-3	-0.72	23.51	no trend	44	0	10	161	21.6	-491	-4.958	0	decreasing
	2	E5D	8	0	23	27	24.5	24	2.89	0.19	increasing	12	0	21	27	23.6	59	4.006	0	increasing
	2	E6D	8	0	21	35	30.6	-20	-2.35	0.94	decreasing	12	0	21	38	32.6	-57	-3.849	0.01	decreasing
	2	E7D	8	0	170	270	212.5	23	2.743	0.3	increasing	12	0	130	270	189.2	60	4.065	0	increasing
	2	E8D	8	0	25	26	25.9	-7	-0.76	22.37	no trend	12	0	25	27	26	-17	-1.11	13.35	no trend
	2	E9D	8	0	18	20	18.75	-17	-2.01	2.22	no trend	12	0	18	21	19.33	-47	-3.177	0.07	decreasing
	2	E10D	8	0	45	47	45.5	1	0	50	no trend	12	0	42	47	44.9	31	2.062	1.96	no trend
	2	N1D	4	0	140	170	150	-1	0	50	no trend	129	1	<0.04	190	84.4	6981	14.211	0	increasing
	2	N2D	8	0	26	73	64.8	8	0.873	19.14	no trend	140	0	2	73	37.15	7120	12.825	0	increasing
	2	N3D	4	0	24	26	25.25	-3	-0.68	24.85	no trend	126	0	0.6	51	19.64	4905	10.342	0	increasing
	2	N5D	4	0	74	80	76.5	2	0.34	36.71	no trend	67	0	30	80	46.2	2002	10.83	0	increasing
	2	NE1D	4	0	38	39	38.25	-3	-0.72	23.51	no trend	66	0	29	81	36.5	1044	5.773	0	increasing
	2	S11D	4	0	31	33	32	-5	-1.45	7.43	no trend	64	0	27	33	30.3	369	2.132	1.65	no trend
	WSW	DNR	8	0	51	57	54.8	13	1.485	6.88	no trend	78	0	16	57	38	2485	10.719	0	increasing
	WSW	DOT	4	0	23	24	23.25	3	0.722	23.51	no trend	113	0	10.1	32	17.13	3725	9.241	0	increasing
	WSW	WR1	8	0	45	47	45.75	11	1.237	10.8	no trend	77	0	36	53.4	43.8	-471	-2.067	1.94	no trend

Table 6. Short and Long Term Statistics for Select Parameters  
 2020 Annual Monitoring Report  
 Coupeville Solid Waste Facility, Island County, Washington

Parameter	Aquifer	Station	Short Term Statistics (2019-2020)									Long Term Statistics (1985-2020)								
			Summary Statistics					Mann-Kendall Trend Analysis				Summary Statistics					Mann-Kendall Trend Analysis			
			N	# of NDs	Min	Max	Mean <sup>a</sup>	S	Z	Probability	Result	N	# of NDs	Min	Max	Mean <sup>a</sup>	S	Z	Probability	Result
Total Dissolved Solids (mg/L)	1	E1D	4	0	770	1000	935	1	0	50	no trend	67	0	770	1600	1129.5	-1700	-9.194	0	decreasing
	1	E2S	4	0	630	730	692.5	-5	-1.45	7.43	no trend	67	0	551	890	791.2	204	1.099	13.6	no trend
	1	E4S	4	0	510	710	630	-3	-0.72	23.51	no trend	44	0	510	711	648.6	218	2.195	1.41	no trend
	1	N2S	4	0	610	900	715	-6	-1.7	4.47	no trend	37	0	610	1136	967.8	-515	-6.724	0	decreasing
	1	N3S	4	0	500	570	535	-2	-0.34	36.71	no trend	65	0	500	724	656.4	-115	-0.645	25.93	no trend
	1	NE1S	4	0	460	540	492.5	-2	-0.34	36.71	no trend	66	0	380	620	518.5	-132	-0.725	23.42	no trend
	1	S10S	4	0	630	750	702.5	-4	-1.02	15.41	no trend	68	0	630	1410	977	-1610	-8.517	0	decreasing
	1	S11S	4	0	440	480	455	-1	0	50	no trend	63	0	440	551	514.4	-289	-1.708	4.38	no trend
	2	E2D	4	0	750	890	817.5	-2	-0.34	36.71	no trend	67	0	452	1277	1092.1	-646	-3.491	0.02	decreasing
	2	E3D	4	0	320	380	350	0	0	50	no trend	67	0	320	450	414.6	587	3.171	0.08	increasing
	2	E4D	4	0	270	460	345	-2	-0.34	36.71	no trend	44	0	270	556	349.5	-585	-5.907	0	decreasing
	2	E5D	8	0	520	720	651.3	1	0	50	no trend	12	0	520	720	648.3	14	0.891	18.64	no trend
	2	E6D	8	0	290	380	323.8	-3	-0.25	40.23	no trend	12	0	290	380	333.3	-16	-1.031	15.13	no trend
	2	E7D	8	0	930	1300	1153.8	15	1.745	4.05	no trend	12	0	910	1300	1120	34	2.274	1.15	no trend
	2	E8D	8	0	140	320	242.5	-10	-1.11	13.28	no trend	12	0	140	320	260	-30	-1.989	2.34	no trend
	2	E9D	8	0	170	290	242.5	2	0.125	45.04	no trend	12	0	170	300	250.8	-7	-0.412	34	no trend
	2	E10D	8	0	310	570	495	-7	-0.74	22.9	no trend	12	0	310	570	505	-11	-0.689	24.54	no trend
	2	N1D	4	0	740	840	777.5	-4	-1.02	15.41	no trend	66	0	740	1079	929.5	-580	-3.204	0.07	decreasing
	2	N2D	8	0	580	690	636.3	-2	-0.12	45.08	no trend	73	0	403	767	679.2	327	1.553	6.03	no trend
	2	N3D	4	0	320	380	352.5	-4	-1.02	15.41	no trend	66	0	298	400	362	755	4.173	0	increasing
	2	N5D	4	0	590	800	722.5	-4	-1.02	15.41	no trend	67	0	590	891	799.7	809	4.373	0	increasing
	2	NE1D	4	0	250	350	310	-1	0	50	no trend	66	0	250	549	377.2	481	2.657	0.39	increasing
	2	S11D	4	0	440	490	460	-6	-1.7	4.47	no trend	64	0	440	571	528	-429	-2.48	0.66	decreasing
WSW	DNR	8	0	370	510	442.5	-4	-0.37	35.53	no trend	71	0	370	526	476.6	234	1.157	12.37	no trend	
WSW	DOT	4	0	190	390	310	0	0	50	no trend	67	0	190	430	369.8	845	4.568	0	increasing	
WSW	WR1	8	0	410	520	455	-9	-1	15.93	no trend	62	0	378	633	474.5	102	0.614	26.98	no trend	

Table 6. Short and Long Term Statistics for Select Parameters  
 2020 Annual Monitoring Report  
 Coupeville Solid Waste Facility, Island County, Washington

Parameter	Aquifer	Station	Short Term Statistics (2019-2020)									Long Term Statistics (1985-2020)								
			Summary Statistics					Mann-Kendall Trend Analysis				Summary Statistics					Mann-Kendall Trend Analysis			
			N	# of NDs	Min	Max	Mean <sup>a</sup>	S	Z	Probability	Result	N	# of NDs	Min	Max	Mean <sup>a</sup>	S	Z	Probability	Result
Arsenic, Total (µg/L)	1	E1D	4	0	4.2	6.3	4.85	-4	-1.02	15.41	no trend	114	33	<0.110	<200	9.78	-2285	-5.594	0	decreasing
	1	E2S	4	0	1.2	2.9	1.675	-3	-0.68	24.85	no trend	115	37	<0.024	<200	10.6	-4226	-10.21	0	decreasing
	1	E4S	4	0	2.5	3.9	2.925	-6	-1.7	4.47	no trend	44	1	<0.50	4	2.585	32	0.314	37.69	no trend
	1	N2S	4	0	1.1	2.5	1.475	-5	-1.45	7.43	no trend	52	27	<0.030	<20	1.157	336	2.645	0.41	increasing
	1	N3S	4	0	2.3	3.7	2.75	-1	0	50	no trend	112	43	<0.030	<200	8.9	-2189	-5.502	0	decreasing
	1	NE1S	4	0	2.2	3	2.625	-6	-1.7	4.47	no trend	66	0	2	6	2.89	-491	-2.713	0.33	decreasing
	1	S10S	4	0	1.9	3.4	2.35	-2	-0.34	36.71	no trend	68	5	<0.030	3.6	1.95	561	2.965	0.15	increasing
	1	S11S	4	0	5.5	6	5.7	-2	-0.34	36.71	no trend	63	0	3	7	5.8	-430	-2.545	0.55	decreasing
	2	E2D	4	0	1.6	3.5	2.1	-3	-0.68	24.85	no trend	114	44	<0.030	<200	7.61	-2287	-5.599	0	decreasing
	2	E3D	4	0	6.1	7.8	6.7	-4	-1.02	15.41	no trend	73	0	2	10	6.61	-687	-3.268	0.05	decreasing
	2	E4D	4	0	15	17	16.25	-1	0	50	no trend	44	0	3	26	17.18	-369	-3.724	0.01	decreasing
	2	E5D	8	1	<0.50	7.4	5.64	-10	-1.11	13.28	no trend	12	1	<0.50	7.4	5.74	4	0.206	41.85	no trend
	2	E6D	8	0	1.1	1.6	1.338	-6	-0.62	26.81	no trend	12	0	1.1	1.6	1.308	4	0.207	41.81	no trend
	2	E7D	8	0	1.5	3.7	2.2	-15	-1.73	4.16	no trend	12	0	1.5	3.7	2.14	-13	-0.823	20.53	no trend
	2	E8D	8	0	4	5.5	4.61	0	0	50	no trend	12	0	2.2	5.5	4.06	38	2.537	0.56	increasing
	2	E9D	8	0	20	22	20.63	-3	-0.25	40.16	no trend	12	0	18	22	20.17	22	1.447	7.4	no trend
	2	E10D	8	0	5.7	13	6.91	-1	0	50	no trend	12	0	5.1	13	6.36	35	2.343	0.96	increasing
	2	N1D	4	0	5.1	6.7	5.73	-4	-1.02	15.41	no trend	114	34	<0.10	<200	9.79	-3004	-7.355	0	decreasing
	2	N2D	8	0	2.9	4.5	3.425	-11	-1.24	10.8	no trend	120	44	<0.10	<200	7.83	-2153	-4.882	0	decreasing
	2	N3D	4	0	8.1	8.9	8.5	0	0	50	no trend	111	29	<0.10	<200	12.49	-1514	-3.856	0.01	decreasing
	2	N5D	4	0	3.1	4	3.425	-2	-0.34	36.71	no trend	67	0	3	9	4.15	-916	-4.953	0	decreasing
	2	NE1D	4	0	7.2	7.8	7.65	-3	-0.72	23.51	no trend	66	1	<0.50	9	6.83	589	3.255	0.06	increasing
	2	S11D	4	0	7.7	8.3	7.93	-4	-1.02	15.41	no trend	64	0	3	9.6	7.83	-262	-1.512	6.52	no trend
	WSW	DNR	8	0	3.7	5	3.99	-9	-0.99	16.12	no trend	78	0	3.2	12	5.6	-1210	-5.217	0	decreasing
	WSW	DOT	4	0	6.4	7.8	6.88	-2	-0.34	36.71	no trend	113	32	<0.024	<200	10.84	-2391	-5.931	0	decreasing
	WSW	WR1	8	0	3.1	3.7	3.49	-14	-1.62	5.25	no trend	77	16	<0.030	5	2.597	536	2.354	0.93	increasing

Table 6. Short and Long Term Statistics for Select Parameters  
 2020 Annual Monitoring Report  
 Coupeville Solid Waste Facility, Island County, Washington

Parameter	Aquifer	Station	Short Term Statistics (2019-2020)									Long Term Statistics (1985-2020)								
			Summary Statistics					Mann-Kendall Trend Analysis				Summary Statistics					Mann-Kendall Trend Analysis			
			N	# of NDs	Min	Max	Mean <sup>a</sup>	S	Z	Probability	Result	N	# of NDs	Min	Max	Mean <sup>a</sup>	S	Z	Probability	Result
Iron, Total (mg/L)	1	E1D	4	4	<0.150	<0.150	<0.150	N/A	N/A	N/A	N/A	111	77	<0.0010	3.89	0.0927	-2789	-7.106	0	decreasing
	1	E2S	4	4	<0.150	<0.150	<0.150	N/A	N/A	N/A	N/A	112	18	<0.00130	23	2.72	-3605	-9.062	0	decreasing
	1	E4S	4	4	<0.150	<0.150	<0.150	N/A	N/A	N/A	N/A	43	38	<0.0010	0.12	0.0351	-459	-4.797	0	decreasing
	1	N2S	4	4	<0.150	<0.150	<0.150	N/A	N/A	N/A	N/A	50	45	<0.002	3.6	0.1072	N/A	N/A	N/A	N/A
	1	N3S	4	4	<0.150	<0.150	<0.150	N/A	N/A	N/A	N/A	109	51	<0.0010	16	1.175	-2953	-7.731	0	decreasing
	1	NE1S	4	4	<0.150	<0.150	<0.150	N/A	N/A	N/A	N/A	66	50	<0.0010	0.22	0.0418	-896	-4.954	0	decreasing
	1	S10S	4	4	<0.150	<0.150	<0.150	N/A	N/A	N/A	N/A	68	45	<0.0010	2.05	0.1383	-1257	-6.65	0	decreasing
	1	S11S	4	4	<0.150	<0.150	<0.150	N/A	N/A	N/A	N/A	63	15	<0.002	0.25	0.115	721	4.271	0	increasing
	2	E2D	4	4	<0.150	<0.150	<0.150	N/A	N/A	N/A	N/A	108	71	<0.0010	23	0.309	-3117	-8.273	0	decreasing
	2	E3D	4	4	<0.150	<0.150	<0.150	N/A	N/A	N/A	N/A	72	47	<0.0010	0.3	0.0464	-1427	-6.934	0	decreasing
	2	E4D	4	4	<0.150	<0.150	<0.150	N/A	N/A	N/A	N/A	44	14	<0.150	3.41	0.713	-480	-4.846	0	decreasing
	2	E5D	8	0	1.7	2.2	1.85	12	1.382	8.35	no trend	12	0	1.4	2.2	1.75	41	2.756	0.29	increasing
	2	E6D	8	0	0.78	1.5	1.175	20	2.369	0.89	increasing	12	0	0.32	1.5	0.968	54	3.643	0.01	increasing
	2	E7D	8	8	<0.150	<0.150	<0.150	N/A	N/A	N/A	N/A	12	10	<0.150	0.3	0.1125	N/A	N/A	N/A	N/A
	2	E8D	8	0	1	1.6	1.338	-12	-1.37	8.51	no trend	12	0	1	1.6	1.342	-12	-0.758	22.43	no trend
	2	E9D	8	8	<0.150	<0.150	<0.150	N/A	N/A	N/A	N/A	12	12	<0.150	<0.150	<0.150	N/A	N/A	N/A	N/A
	2	E10D	8	0	0.92	1.3	1.078	-16	-1.86	3.17	no trend	12	1	<0.150	1.5	1.083	-35	-2.331	0.99	decreasing
	2	N1D	4	2	<0.150	0.34	0.205	1	0	50	no trend	111	4	<0.0012	2.77	0.478	-662	-1.684	4.6	no trend
	2	N2D	8	7	<0.150	0.36	0.1106	N/A	N/A	N/A	N/A	116	78	<0.0012	1.85	0.0736	-3069	-7.321	0	decreasing
	2	N3D	4	4	<0.150	<0.150	<0.150	N/A	N/A	N/A	N/A	108	15	<0.0012	2.04	0.338	-2419	-6.42	0	decreasing
	2	N5D	4	4	<0.150	<0.150	<0.150	N/A	N/A	N/A	N/A	67	58	<0.0010	<0.18	0.025	-804	-4.347	0	decreasing
	2	NE1D	4	4	<0.150	<0.150	<0.150	N/A	N/A	N/A	N/A	66	29	<0.0010	3.92	0.1756	-1083	-5.989	0	decreasing
	2	S11D	4	4	<0.150	<0.150	<0.150	N/A	N/A	N/A	N/A	64	13	<0.150	2.27	0.418	-584	-3.378	0.04	decreasing
	WSW	DNR	8	8	<0.150	<0.150	<0.150	N/A	N/A	N/A	N/A	78	12	<0.150	15.1	0.522	-468	-2.015	2.2	no trend
	WSW	DOT	4	1	<0.150	0.72	0.439	-4	-1.02	15.41	no trend	110	8	<0.010	0.854	0.257	467	1.204	11.44	no trend
	WSW	WR1	8	8	<0.150	<0.150	<0.150	N/A	N/A	N/A	N/A	77	42	<0.0012	2.13	0.1167	-1207	-5.305	0	decreasing

Table 6. Short and Long Term Statistics for Select Parameters  
 2020 Annual Monitoring Report  
 Coupeville Solid Waste Facility, Island County, Washington

Parameter	Aquifer	Station	Short Term Statistics (2019-2020)									Long Term Statistics (1985-2020)								
			Summary Statistics					Mann-Kendall Trend Analysis				Summary Statistics					Mann-Kendall Trend Analysis			
			N	# of NDs	Min	Max	Mean <sup>a</sup>	S	Z	Probability	Result	N	# of NDs	Min	Max	Mean <sup>a</sup>	S	Z	Probability	Result
Manganese, Total (mg/L)	1	E1D	4	0	0.044	0.058	0.0523	-6	-1.7	4.47	no trend	111	3	<0.0010	0.394	0.0465	1523	3.879	0.01	increasing
	1	E2S	4	0	0.42	0.48	0.4525	2	0.34	36.71	no trend	112	1	<0.0000282	2.8	0.953	-1149	-2.887	0.19	decreasing
	1	E4S	4	4	<0.010	<0.010	<0.010	N/A	N/A	N/A	N/A	44	18	<0	0.484	0.0234	-607	-6.133	0	decreasing
	1	N2S	4	2	<0.010	0.031	0.01625	-5	-1.45	7.43	no trend	50	10	<0.00170	0.283	0.0584	-191	-1.59	5.6	no trend
	1	N3S	4	4	<0.010	<0.010	<0.010	N/A	N/A	N/A	N/A	109	28	<0.0000282	0.34	0.0251	-2727	-7.138	0	decreasing
	1	NE1S	4	4	<0.010	<0.010	<0.010	N/A	N/A	N/A	N/A	66	31	<0	0.329	0.0125	-1178	-6.515	0	decreasing
	1	S10S	4	4	<0.010	<0.010	<0.010	N/A	N/A	N/A	N/A	68	6	<0.010	0.365	0.111	-1950	-10.32	0	decreasing
	1	S11S	4	0	0.19	0.2	0.1975	-1	0	50	no trend	63	0	0.01	0.271	0.1863	746	4.419	0	increasing
	2	E2D	4	0	0.053	0.066	0.0605	-6	-1.7	4.47	no trend	109	27	<0.000090	2	0.0549	2673	6.997	0	increasing
	2	E3D	4	0	0.27	0.3	0.29	-1	0	50	no trend	72	0	0.07	0.344	0.241	832	4.04	0	increasing
	2	E4D	4	0	0.071	0.085	0.0773	0	0	50	no trend	44	0	0.002	0.393	0.1013	-537	-5.421	0	decreasing
	2	E5D	8	0	0.22	0.29	0.245	-2	-0.12	45.08	no trend	12	0	0.21	0.29	0.2367	26	1.718	4.29	no trend
	2	E6D	8	0	0.56	0.7	0.62	-17	-2	2.3	no trend	12	0	0.56	0.73	0.648	-44	-2.956	0.16	decreasing
	2	E7D	8	0	0.67	0.75	0.72	8	0.866	19.33	no trend	12	0	0.58	0.75	0.69	39	2.606	0.46	increasing
	2	E8D	8	0	0.28	0.34	0.306	-17	-2	2.3	no trend	12	0	0.28	0.35	0.315	-32	-2.136	1.63	no trend
	2	E9D	8	0	0.035	0.059	0.048	-9	-0.99	16.12	no trend	12	0	0.035	0.059	0.0498	-27	-1.783	3.73	no trend
	2	E10D	8	0	0.073	0.09	0.0834	-2	-0.13	45.04	no trend	12	0	0.073	0.095	0.0858	-29	-1.925	2.71	no trend
	2	N1D	4	0	0.29	0.32	0.31	5	1.445	7.43	no trend	111	0	0.002	0.96	0.1913	3604	9.182	0	increasing
	2	N2D	8	7	<0.010	0.022	0.00713	N/A	N/A	N/A	N/A	116	57	<0.000030	0.041	0.00745	943	2.248	1.23	no trend
	2	N3D	4	0	0.025	0.037	0.03075	-2	-0.34	36.71	no trend	108	0	0.009	0.25	0.0516	-1168	-3.098	0.1	decreasing
	2	N5D	4	0	0.15	0.23	0.1875	-4	-1.02	15.41	no trend	67	1	<0.0000282	0.265	0.182	1118	6.045	0	increasing
	2	NE1D	4	4	<0.010	<0.010	<0.010	N/A	N/A	N/A	N/A	66	13	<0.00170	0.378	0.0318	-1397	-7.727	0	decreasing
	2	S11D	4	0	0.15	0.16	0.155	-4	-1.16	12.27	no trend	64	0	0.078	0.22	0.1636	-221	-1.275	10.12	no trend
	WSW	DNR	8	8	<0.010	<0.010	<0.010	N/A	N/A	N/A	N/A	78	11	<0.010	0.147	0.0823	-394	-1.696	4.5	no trend
	WSW	DOT	4	0	0.14	0.17	0.155	-6	-1.7	4.47	no trend	110	0	0.062	0.17	0.131	1073	2.769	0.28	increasing
	WSW	WR1	8	8	<0.010	<0.010	<0.010	N/A	N/A	N/A	N/A	77	45	<0	0.09	0.00488	-1215	-5.341	0	decreasing

Table 6. Short and Long Term Statistics for Select Parameters  
 2020 Annual Monitoring Report  
 Coupeville Solid Waste Facility, Island County, Washington

Parameter	Aquifer	Station	Short Term Statistics (2019-2020)									Long Term Statistics (1985-2020)								
			Summary Statistics					Mann-Kendall Trend Analysis				Summary Statistics					Mann-Kendall Trend Analysis			
			N	# of NDs	Min	Max	Mean <sup>a</sup>	S	Z	Probability	Result	N	# of NDs	Min	Max	Mean <sup>a</sup>	S	Z	Probability	Result
Vinyl Chloride (µg/L)	1	E1D	4	0	0.035	0.28	0.1913	-2	-0.34	36.71	no trend	78	17	<0.010	<3.0	0.3836	-39	-0.164	43.49	no trend
	1	E2S	4	2	<0.010	0.058	0.0285	-3	-0.72	23.51	no trend	90	7	<0.010	2.98	0.964	-2598	-9.051	0	decreasing
	1	E4S	4	1	<0.010	0.52	0.221	4	1.019	15.41	no trend	44	29	<0.00590	0.52	0.057	285	2.874	0.2	increasing
	1	N2S	4	1	<0.010	0.24	0.1245	-2	-0.34	36.71	no trend	50	4	<0.010	7.9	2.61	-726	-6.065	0	decreasing
	1	N3S	4	4	<0.010	<0.010	<0.010	N/A	N/A	N/A	N/A	83	76	<0.00590	<3.0	0.1021	N/A	N/A	N/A	N/A
	1	NE1S	4	4	<0.010	<0.010	<0.010	N/A	N/A	N/A	N/A	66	62	<0.00590	0.26	0.0257	N/A	N/A	N/A	N/A
	1	S10S	4	4	<0.010	<0.010	<0.010	N/A	N/A	N/A	N/A	68	14	<0.010	7.71	1.677	-2003	-10.6	0	decreasing
	1	S11S	4	4	<0.010	<0.010	<0.010	N/A	N/A	N/A	N/A	63	59	<0.00590	0.26	0.02187	N/A	N/A	N/A	N/A
	2	E2D	8	1	<0.010	29	21.88	-2	-0.13	45.04	no trend	89	9	<0.010	53.6	16.97	1731	6.131	0	increasing
	2	E3D	4	4	<0.010	<0.010	<0.010	N/A	N/A	N/A	N/A	73	66	<0.00590	0.26	0.0415	N/A	N/A	N/A	N/A
	2	E4D	8	8	<0.010	<0.010	<0.010	N/A	N/A	N/A	N/A	54	23	<0.010	0.26	0.0402	-776	-5.784	0	decreasing
	2	E5D	8	8	<0.010	<0.010	<0.010	N/A	N/A	N/A	N/A	29	23	<0.00590	0.4	0.0496	-115	-2.142	1.61	no trend
	2	E6D	8	6	<0.010	0.037	0.01225	1	0	50	no trend	29	9	<0.010	0.4	0.0668	-222	-4.148	0	decreasing
	2	E7D	8	1	<0.010	4.1	2.84	-10	-1.11	13.28	no trend	30	1	<0.010	18.1	6.24	-323	-5.745	0	decreasing
	2	E8D	8	8	<0.010	<0.010	<0.010	N/A	N/A	N/A	N/A	29	21	<0.00590	0.4	0.0459	-169	-3.157	0.08	decreasing
	2	E9D	8	8	<0.010	<0.010	<0.010	N/A	N/A	N/A	N/A	17	17	<0.010	<0.010	<0.010	N/A	N/A	N/A	N/A
	2	E10D	8	8	<0.010	<0.010	<0.010	N/A	N/A	N/A	N/A	17	17	<0.010	<0.010	<0.010	N/A	N/A	N/A	N/A
	2	N1D	4	4	<0.010	<0.010	<0.010	N/A	N/A	N/A	N/A	79	75	<0.00590	<3.0	0.1063	N/A	N/A	N/A	N/A
	2	N2D	8	6	<0.010	0.045	0.01275	7	0.76	22.37	no trend	92	24	<0.010	<3.0	0.1082	-432	-1.454	7.3	no trend
	2	N3D	4	4	<0.010	<0.010	<0.010	N/A	N/A	N/A	N/A	77	73	<0.00590	<3.0	0.087	N/A	N/A	N/A	N/A
	2	N5D	4	4	<0.010	<0.010	<0.010	N/A	N/A	N/A	N/A	67	16	<0.010	0.26	0.0334	-72	-0.384	35.04	no trend
	2	NE1D	4	4	<0.010	<0.010	<0.010	N/A	N/A	N/A	N/A	66	62	<0.00590	0.26	0.0257	N/A	N/A	N/A	N/A
	2	S11D	4	4	<0.010	<0.010	<0.010	N/A	N/A	N/A	N/A	65	61	<0.00590	0.26	0.026	N/A	N/A	N/A	N/A
WSW	DNR	8	8	<0.010	<0.010	<0.010	N/A	N/A	N/A	N/A	78	74	<0.00590	0.26	0.0414	N/A	N/A	N/A	N/A	
WSW	DOT	4	4	<0.010	<0.010	<0.010	N/A	N/A	N/A	N/A	75	71	<0.00590	<3.0	0.0795	N/A	N/A	N/A	N/A	
WSW	WR1	8	8	<0.010	<0.010	<0.010	N/A	N/A	N/A	N/A	77	73	<0.00590	0.26	0.068	N/A	N/A	N/A	N/A	

Notes

<sup>a</sup> Arithmetic Mean

µg/L = micrograms per liter

mg/L = milligrams per liter

N = number of samples

N/A = not applicable (insufficient sample size available, or calculation not applicable due to percent of non-detects)

With the exception of the 2 year event in 2020, E1S has only been sampled for field parameters and Nitrate beginning in 2018 in accordance with the site sampling and analysis plan.

Therefore it is not listed in Table 6 for parameters that were not analyzed.

Mann-Kendall Analysis for Short Term Statistics required a minimum of four samples in order to assess.

Mann-Kendall Analysis for Long Term Statistics required a minimum of eight samples in order to assess.

Table 7. Landfill Gas Monitoring Data  
2020 Annual Monitoring Report  
Coupeville Solid Waste Facility, Island County, Washington

Point ID	Record Date	CH4%	CO2%	O2%	Bal Gas%	Init Temp (F)	Adj Temp (F)	Init Static Pressure ("H2O)	Adj Static Pressure ("H2O)	InitDiffPress	AdjDiffPress	Init Flow (scfm)	AdjFlow	BaroPress	SystemPressure	AmbientTemp
IC-BL-LG	2/4/2020 13:48	33.4	15.5	2.6	48.5	44	44	-40.9	-40.9	2.92	2.854	75	74	30.12		36
IC-BL-LG	2/4/2020 15:35	39.1	17.6	0	43.3	41	41	-40.4	-40.4	2.29	2.341	67	68	30.09		36
IC-BL-LG	3/24/2020 8:08	43	16.7	1	39.3	43	43	-40.1	-40	1.78	1.746	60	59	29.73		46
IC-BL-LG	3/24/2020 13:51	40	16.7	1.3	42	52	52	-38.4	-38.7	1.043	1.082	45	46	29.7		46
IC-BL-LG	5/12/2020 11:54	40.9	17.8	0	41.3	73	73	-37.7	-37.7	2.005	2.042	61	62	29.39		63
IC-BL-LG	6/26/2020 9:04	40.7	17.5	0.7	41.1	70	70	-38.4	-38.4	2.263	2.311	65	66	29.79		83
IC-BL-LG	8/12/2020 16:32	39.7	18.4	0.9	41	71	72	-37.9	-38	2.109	2.165	63	63	29.76		65
IC-BL-LG	9/8/2020 15:28	36	17	3	44	83	83	-38	-38	1.605	1.563	54	53	29.83		85
IC-BL-LG	9/8/2020 15:32	39.8	18.9	1	40.3	81	81	-38	-38	1.68	1.767	55	57	29.83		85
IC-BL-LG	11/5/2020 10:29	41.5	19.9	0	38.6	54	55	-38.4	-38.9	1.714	1.806	57	59	29.79		48
IC-BL-LG	12/8/2020 11:22	37.9	18.3	0.1	43.7	58	60	-40.2	-40.3	2.075	2.097	62	63	29.9		50
IC-BL-SV	2/4/2020 13:45	2.9	14.5	2.5	80.1	42	42	-44.5	-44.5	2.284	2.231	62	61	30.12		36
IC-BL-SV	3/24/2020 8:04	7	12.6	2.9	77.5	44	44	-42.5	-42.6	2.121	2.108	60	60	29.73		46
IC-BL-SV	3/24/2020 13:49	4.9	12.1	2.8	80.2	53	52	-32.7	-32.8	4.084	4.064	84	84	29.69		46
IC-BL-SV	5/12/2020 11:52	4.5	14.4	2.2	78.9	74	74	-32.1	-32.1	3.606	3.641	77	78	29.38		63
IC-BL-SV	6/26/2020 9:01	5.3	12.1	2.7	79.9	70	70	-32.5	-32.4	3.952	3.941	82	82	29.79		83
IC-BL-SV	8/12/2020 16:28	4.7	12.9	3	79.4	68	68	-31.9	-31.8	3.669	3.691	79	79	29.75		65
IC-BL-SV	9/8/2020 15:25	4	9.8	6.1	80.1	85	85	-31.5	-31.5	3.213	3.561	73	77	29.83		85
IC-BL-SV	11/5/2020 10:24	3.9	13.9	2.4	79.8	54	54	-36.7	-36.7	3.181	3.191	73	73	29.78		48
IC-BL-SV	12/8/2020 11:13	3.2	15.9	0.8	80.1	57	57	-37.1	-37.1	3.416	3.424	75	76	29.9		50
IC-FL-IN	2/4/2020 13:57	33.3	15.3	2.8	48.6	40	40	1	1	0.186	0.187	75	75	30.12		36
IC-FL-IN	2/4/2020 15:38	39.2	17.7	0.1	43	40	40	1	1.1	0.118	0.151	60	68	30.09		36
IC-FL-IN	2/5/2020 12:22	42.6	17.4	0.5	39.5	47	47	1	1	0.182	0.174	75	73	29.85		61
IC-FL-IN	3/24/2020 8:17	42.9	17.8	0.6	38.7	45	45	1	0.9	0.121	0.136	61	65	29.72		46
IC-FL-IN	3/24/2020 13:56	41.9	16.4	0.9	40.8	51	51	1.2	1.1	0.078	0.083	49	50	29.69		46
IC-FL-IN	5/12/2020 12:03	40.5	17.6	0.1	41.8	73	73	1.2	1.2	0.168	0.17	70	70	29.38		63
IC-FL-IN	6/26/2020 9:13	41.1	17.9	0.3	40.7	69	69	1	1.1	0.161	0.159	69	68	29.78		83
IC-FL-IN	8/12/2020 16:41	40.1	19.2	0.4	40.3	74	77	1.6	1.5	0.149	0.141	65	63	29.74		65
IC-FL-IN	9/8/2020 15:36	40.9	19.6	0.6	38.9	81	81	0.9	0.9	0.108	0.113	55	56	29.81		85
IC-FL-IN	11/5/2020 10:43	41.1	19.8	0.2	38.9	54	54	1	1	0.16	0.159	69	69	29.83		48
IC-FL-IN	12/8/2020 11:31	37.5	18.2	0.4	43.9	52	53	1.2	1.2	0.153	0.15	67	67	29.89		50
IC-GP11D	2/5/2020 9:18	0	1.4	19.6	79									29.85		61
IC-GP11D	5/12/2020 12:48	0	1.7	19	79.3									29.39		63
IC-GP11D	8/13/2020 7:43	0	1.7	19.4	78.9									29.93		75
IC-GP11D	11/5/2020 8:38	0	0.8	19.4	79.8									29.81		48
IC-GP11S	2/5/2020 9:17	0	1.4	19.5	79.1									29.85		61
IC-GP11S	5/12/2020 12:47	0	2	18.8	79.2									29.38		63
IC-GP11S	8/13/2020 7:41	0	1.9	19	79.1									29.92		75
IC-GP11S	11/5/2020 8:39	0	1.2	19.4	79.4									29.81		48
IC-GP13D	2/5/2020 7:32	0	0.8	20.3	78.9									29.85		61
IC-GP13D	5/12/2020 13:08	0	1.5	18.6	79.9									29.34		63
IC-GP13D	8/12/2020 14:02	0	1.3	18.8	79.9									29.8		65
IC-GP13D	11/5/2020 11:58	0.1	2.1	18.8	79									29.87		48
IC-GP13S	2/5/2020 7:31	0	1.1	20.3	78.6									29.85		61
IC-GP13S	5/12/2020 13:07	0	1.1	19.2	79.7									29.34		63
IC-GP13S	8/12/2020 14:01	0	1.4	19.4	79.2									29.8		65
IC-GP13S	11/5/2020 11:58	0.1	0.3	20.7	78.9									29.87		48
IC-GP15D	2/4/2020 12:41	0	6.4	13.6	80									30.13		36
IC-GP15D	3/24/2020 8:26	0.3	6.9	11.2	81.6									29.72		46

Table 7. Landfill Gas Monitoring Data  
2020 Annual Monitoring Report  
Coupeville Solid Waste Facility, Island County, Washington

Point ID	Record Date	CH4%	CO2%	O2%	Bal Gas%	Init Temp (F)	Adj Temp (F)	Init Static Pressure ("H2O)	Adj Static Pressure ("H2O)	InitDiffPress	AdjDiffPress	Init Flow (scfm)	AdjFlow	BaroPress	SystemPressure	AmbientTemp
IC-GP15D	5/12/2020 9:51	0	6.7	12.4	80.9									29.41		63
IC-GP15D	6/26/2020 7:36	0	4.9	13.9	81.2									29.89		66
IC-GP15D	8/12/2020 12:02	0	3.9	15.6	80.5									29.86		65
IC-GP15D	9/8/2020 13:20	0	4.9	14.1	81									29.87		85
IC-GP15D	11/5/2020 8:13	0	5.4	11.7	82.9									29.81		48
IC-GP15D	12/8/2020 8:29	0	6.2	13.8	80									29.88		50
IC-GP15S	2/4/2020 12:39	0	3.1	16.7	80.2									30.14		36
IC-GP15S	3/24/2020 8:24	0.6	6.3	14.4	78.7									29.72		46
IC-GP15S	5/12/2020 9:49	0	4.9	13.8	81.3									29.41		63
IC-GP15S	6/26/2020 7:35	0	3.5	15.3	81.2									29.89		66
IC-GP15S	8/12/2020 12:01	0	4	15.3	80.7									29.86		65
IC-GP15S	9/8/2020 13:19	0	3	16.4	80.6									29.98		85
IC-GP15S	11/5/2020 8:12	0	1.6	15.8	82.6									29.83		48
IC-GP15S	12/8/2020 8:28	0	4.1	15.6	80.3									29.89		50
IC-GP17D	2/4/2020 12:45	0	4.5	15.8	79.7									30.12		36
IC-GP17D	3/24/2020 8:31	0.1	5	14.1	80.8									29.72		46
IC-GP17D	5/12/2020 9:54	0	5.1	14.6	80.3									29.41		63
IC-GP17D	8/12/2020 12:06	0	3	17.1	79.9									29.85		65
IC-GP17D	9/8/2020 13:16	0	1.8	18.3	79.9									29.99		85
IC-GP17D	11/5/2020 8:18	0	4	15.5	80.5									29.81		48
IC-GP17D	12/8/2020 8:26	0	4.4	16.5	79.1									29.89		50
IC-GP17S	2/4/2020 12:44	0	3.5	17.7	78.8									30.12		36
IC-GP17S	3/24/2020 8:30	0.1	5.7	16.4	77.8									29.72		46
IC-GP17S	5/12/2020 9:54	0	3.2	17.3	79.5									29.41		63
IC-GP17S	8/12/2020 12:05	0	3.5	16.9	79.6									29.86		65
IC-GP17S	9/8/2020 13:15	0	1.5	18.3	80.2									29.99		85
IC-GP17S	11/5/2020 8:17	0	5.1	16.9	78									29.8		48
IC-GP17S	12/8/2020 8:25	0	2.9	18.3	78.8									29.89		50
IC-GP-1D	2/5/2020 11:24	0	3.3	17.4	79.3									29.82		61
IC-GP-1D	5/12/2020 9:12	0	2.7	18.1	79.2									29.42		63
IC-GP-1D	8/13/2020 7:23	0.1	0.9	20.2	78.8									29.92		75
IC-GP-1D	11/5/2020 15:03	0	3.4	17.5	79.1									29.8		48
IC-GP-1S	2/5/2020 11:22	0	2	18.8	79.2									29.82		61
IC-GP-1S	5/12/2020 9:11	0	2.8	17.9	79.3									29.41		63
IC-GP-1S	8/13/2020 7:21	0	1.6	19.5	78.9									29.92		75
IC-GP-1S	11/5/2020 14:58	0	1.5	19.5	79									29.79		48
ICGP2018	2/5/2020 7:47	0	2.9	18.2	78.9									29.83		61
ICGP2018	5/12/2020 13:18	0	4.5	15.3	80.2									29.34		63
ICGP2018	8/12/2020 14:10	0	3.8	16.5	79.7									29.79		65
ICGP2018	11/5/2020 12:08	0	3.6	18	78.4									29.84		48
ICGP2038	2/5/2020 7:53	0	6.8	14.1	79.1									29.83		61
ICGP2038	5/12/2020 13:21	0	5.2	14.5	80.3									29.34		63
ICGP2038	8/12/2020 14:14	0	5.4	14.1	80.5									29.79		65
ICGP2038	11/5/2020 12:14	0	6.4	14.3	79.3									29.83		48
ICGP2058	2/5/2020 7:57	0	8.8	11.2	80									29.82		61
ICGP2058	5/12/2020 13:27	0	8.2	10.9	80.9									29.34		63
ICGP2058	8/12/2020 14:21	0	7.8	11.1	81.1									29.79		65
ICGP2058	11/5/2020 12:21	0	7.9	11.5	80.6									29.83		48
ICGP2078	2/5/2020 8:04	0	9.1	9.8	81.1									29.81		61

Table 7. Landfill Gas Monitoring Data  
2020 Annual Monitoring Report  
Coupeville Solid Waste Facility, Island County, Washington

Point ID	Record Date	CH4%	CO2%	O2%	Bal Gas%	Init Temp (F)	Adj Temp (F)	Init Static Pressure ("H2O)	Adj Static Pressure ("H2O)	InitDiffPress	AdjDiffPress	Init Flow (scfm)	AdjFlow	BaroPress	SystemPressure	AmbientTemp
ICGP2078	5/12/2020 13:33	0	8.3	9	82.7									29.34		63
ICGP2078	8/12/2020 14:25	0	7.9	10	82.1									29.79		65
ICGP2078	11/5/2020 12:29	0	9.3	9.3	81.4									29.82		48
ICGP2098	2/5/2020 8:10	0	8.3	9.4	82.3									29.81		61
ICGP2098	5/12/2020 13:38	0	7.8	8.8	83.4									29.34		63
ICGP2098	8/12/2020 14:31	0	0.1	20.2	79.7									29.79		65
ICGP2098	11/5/2020 12:34	0	0.2	20.8	79									29.81		48
ICGP2118	2/5/2020 8:25	0	3.1	18.3	78.6									29.82		61
ICGP2118	5/12/2020 13:47	0	2.6	17.6	79.8									29.34		63
ICGP2118	8/12/2020 14:39	0	2.1	18.2	79.7									29.78		65
ICGP2118	11/5/2020 12:42	0	2.8	18.2	79									29.8		48
ICGP2138	2/5/2020 8:32	0	4.2	17.1	78.7									29.83		61
ICGP2138	5/12/2020 13:52	0	3.5	16.6	79.9									29.34		63
ICGP2138	8/12/2020 14:45	0	3.3	16.9	79.8									29.78		65
ICGP2138	11/5/2020 12:48	0	3.8	17.1	79.1									29.81		48
ICGP2158	2/5/2020 8:39	0	4.7	16.3	79									29.82		61
ICGP2158	5/12/2020 13:58	0	4.2	15.7	80.1									29.34		63
ICGP2158	8/12/2020 14:49	0	3.2	16.7	80.1									29.78		65
ICGP2158	11/5/2020 12:59	0	4.4	16.1	79.5									29.82		48
ICGP2178	2/5/2020 8:44	0	3.9	17.1	79									29.82		61
ICGP2178	5/12/2020 14:03	0	3.3	16.8	79.9									29.34		63
ICGP2178	8/12/2020 14:55	0	3.6	16.3	80.1									29.78		65
ICGP2178	11/5/2020 13:04	0	3.9	16.4	79.7									29.79		48
ICGP2198	2/5/2020 8:51	0	5	15.2	79.8									29.82		61
ICGP2198	5/12/2020 14:08	0	4	15.4	80.6									29.33		63
ICGP2198	8/12/2020 15:01	0	4.4	14.9	80.7									29.78		65
ICGP2198	11/5/2020 13:10	0	4.4	15.5	80.1									29.8		48
IC-GP-22	2/5/2020 9:04	0	2.5	19	78.5									29.83		61
IC-GP-22	5/12/2020 14:15	0	1.9	18.6	79.5									29.34		63
IC-GP-22	8/13/2020 8:39	0	2.3	18.7	79									29.89		75
IC-GP-22	11/5/2020 13:21	0	3.3	17.9	78.8									29.79		48
ICGP2318	2/5/2020 10:10	0	2.8	17.2	80									29.84		61
ICGP2318	5/12/2020 9:22	0	2.5	18.3	79.2									29.42		63
ICGP2318	8/13/2020 7:59	0	3.1	18.1	78.8									29.91		75
ICGP2318	11/5/2020 15:15	0	3.1	18	78.9									29.78		48
ICGP2338	2/5/2020 10:18	0	3.4	17.8	78.8									29.84		61
ICGP2338	5/12/2020 9:28	0	2.9	18	79.1									29.42		63
ICGP2338	8/13/2020 8:05	0	3.1	17.9	79									29.91		75
ICGP2338	11/5/2020 15:23	0	3.2	17.8	79									29.78		48
ICGP2358	2/5/2020 10:24	0	3.4	17.4	79.2									29.83		61
ICGP2358	5/12/2020 9:33	0	3.2	17.4	79.4									29.42		63
ICGP2358	8/13/2020 8:14	0	3.1	17.8	79.1									29.9		75
ICGP2358	11/5/2020 15:29	0	3	17.6	79.4									29.77		48
ICGP2378	2/5/2020 10:28	0	3.3	16.9	79.8									29.83		61
ICGP2378	5/12/2020 9:33	0	3.2	16.7	80.1									29.42		63
ICGP2378	8/13/2020 8:21	0	0.1	20.9	79									29.89		75
ICGP2378	11/5/2020 16:05	0	3.4	16.7	79.9									29.79		48
ICGP2398	2/5/2020 13:00	0	3.2	15.9	80.9									29.93		61
ICGP2398	5/12/2020 9:43	0	2.8	17.2	80									29.42		63

Table 7. Landfill Gas Monitoring Data  
2020 Annual Monitoring Report  
Coupeville Solid Waste Facility, Island County, Washington

Point ID	Record Date	CH4%	CO2%	O2%	Bal Gas%	Init Temp (F)	Adj Temp (F)	Init Static Pressure ("H2O)	Adj Static Pressure ("H2O)	InitDiffPress	AdjDiffPress	Init Flow (scfm)	AdjFlow	BaroPress	SystemPressure	AmbientTemp
ICGP2398	8/13/2020 8:28	0	3.2	16.9	79.9									29.88		75
ICGP2398	11/5/2020 16:09	0	2.8	17.3	79.9									29.78		48
ICGP2418	2/5/2020 11:03	0	3.4	17.2	79.4									29.83		61
ICGP2418	5/12/2020 8:49	0	3.4	16.9	79.7									29.44		63
ICGP2418	8/12/2020 16:08	0	3.3	16.3	80.4									29.76		65
ICGP2418	11/5/2020 14:15	0	3.3	17.3	79.4									29.8		48
ICGP2438	2/5/2020 11:07	0	4.5	15.7	79.8									29.83		61
ICGP2438	5/12/2020 8:54	0	4.8	14.8	80.4									29.45		63
ICGP2438	8/12/2020 16:11	0	3.2	15.7	81.1									29.76		65
ICGP2438	11/5/2020 14:21	0	4.7	15.4	79.9									29.8		48
ICGP2458	2/5/2020 11:10	0	6.4	12.9	80.7									29.83		61
ICGP2458	5/12/2020 8:59	0	5.9	13.4	80.7									29.45		63
ICGP2458	8/12/2020 16:15	0	1	19.7	79.3									29.76		65
ICGP2458	11/5/2020 14:29	0	5.4	14.2	80.4									29.8		48
ICGP2478	2/5/2020 11:15	0	6.5	11.2	82.3									29.83		61
ICGP2478	5/12/2020 9:06	0	6.3	11.3	82.4									29.44		63
ICGP2478	8/12/2020 16:18	0	0.3	20.2	79.5									29.76		65
ICGP2478	11/5/2020 14:39	0	5.4	12.7	81.9									29.8		48
ICGP2498	2/5/2020 11:19	0	5.6	10.7	83.7									29.82		61
ICGP2498	5/12/2020 14:57	0	5.6	10.5	83.9									29.35		63
ICGP2498	8/12/2020 16:21	0	0	20.4	79.6									29.76		65
ICGP2498	11/5/2020 14:49	0	5.9	11.2	82.9									29.79		48
ICGP2518	2/5/2020 10:37	0	5.5	16.6	77.9									29.83		61
ICGP2518	5/12/2020 8:18	0	6.9	13.8	79.3									29.45		63
ICGP2518	8/12/2020 15:14	0	8.6	12.1	79.3									29.79		65
ICGP2518	11/5/2020 13:32	0	8.2	13.2	78.6									29.83		48
ICGP2538	2/5/2020 10:41	0	6.4	15.1	78.5									29.84		61
ICGP2538	5/12/2020 14:52	0	5.6	14.5	79.9									29.36		63
ICGP2538	8/12/2020 15:18	0	6.1	13.4	80.5									29.79		65
ICGP2538	11/5/2020 13:38	0	7	13.9	79.1									29.83		48
ICGP2558	2/5/2020 10:46	0	6.5	14.1	79.4									29.83		61
ICGP2558	5/12/2020 8:20	0	5.9	14.2	79.9									29.46		63
ICGP2558	8/12/2020 15:26	0	5.5	13.5	81									29.79		65
ICGP2558	11/5/2020 13:46	0	6.1	14.1	79.8									29.82		48
ICGP2578	2/5/2020 10:51	0	6.4	13.7	79.9									29.83		61
ICGP2578	5/12/2020 8:27	0	6.1	13.7	80.2									29.46		63
ICGP2578	8/12/2020 15:33	0	5.6	13.1	81.3									29.78		65
ICGP2578	11/5/2020 13:53	0	6.2	13.8	80									29.81		48
ICGP2598	2/5/2020 10:55	0	5.8	13.5	80.7									29.83		61
ICGP2598	5/12/2020 8:33	0	5.8	13.5	80.7									29.46		63
ICGP2598	8/12/2020 15:50	0	0.3	19.3	80.4									29.77		65
ICGP2598	11/5/2020 13:59	0	0.4	20.6	79									29.81		48
ICGP2618	2/5/2020 9:28	0	4.6	14.9	80.5									29.88		61
ICGP2618	5/12/2020 12:57	0	4	15.2	80.8									29.42		63
ICGP2618	8/12/2020 13:50	0	1.2	18.8	80									29.84		65
ICGP2618	11/5/2020 8:46	0	0.9	19.9	79.2									29.84		48
ICGP2638	2/5/2020 9:31	0	3.4	16.9	79.7									29.88		61
ICGP2638	5/12/2020 13:00	0	2.4	17.5	80.1									29.42		63
ICGP2638	8/12/2020 13:55	0	2.9	16.8	80.3									29.84		65

Table 7. Landfill Gas Monitoring Data  
2020 Annual Monitoring Report  
Coupeville Solid Waste Facility, Island County, Washington

Point ID	Record Date	CH4%	CO2%	O2%	Bal Gas%	Init Temp (F)	Adj Temp (F)	Init Static Pressure ("H2O)	Adj Static Pressure ("H2O)	InitDiffPress	AdjDiffPress	Init Flow (scfm)	AdjFlow	BaroPress	SystemPressure	AmbientTemp
ICGP2638	11/5/2020 8:48	0	1.2	18.3	80.5									29.84		48
ICGP2658	2/5/2020 9:36	0	3.7	14.9	81.4									29.88		61
ICGP2658	5/12/2020 13:04	0	3	15.4	81.6									29.42		63
ICGP2658	8/12/2020 13:55	0	2.9	16.8	80.3									29.84		65
ICGP2658	8/12/2020 13:58	0	2.7	15.5	81.8									29.84		65
ICGP2658	11/5/2020 8:50	0	2.5	16.2	81.3									29.85		48
IC-GP-27	2/5/2020 8:15	0	9.2	10.4	80.4									29.82		61
IC-GP-27	5/12/2020 13:12	0	7.3	10.3	82.4									29.33		63
IC-GP-27	8/12/2020 14:06	0	0.9	20.1	79									29.79		65
IC-GP-27	11/5/2020 12:03	0.3	4.7	18.9	76.1									29.84		48
IC-GP-28	2/5/2020 8:20	0	3.7	15.3	81									29.82		61
IC-GP-28	5/12/2020 13:41	0	3.2	14.8	82									29.33		63
IC-GP-28	8/12/2020 15:03	0	3.5	15.6	80.9									29.78		65
IC-GP-28	11/5/2020 13:12	0	4.1	15.7	80.2									29.78		48
ICGP2998	2/5/2020 9:02	0	5.2	15.1	79.7									29.81		61
ICGP2998	5/12/2020 14:13	0	3.3	16.2	80.5									29.33		63
ICGP2998	8/13/2020 8:37	0	4.2	15.3	80.5									29.88		75
ICGP2998	11/5/2020 13:19	0	3.7	15.6	80.7									29.78		48
ICGP3018	2/4/2020 12:59	45.9	6.1	0	48									30.11		36
ICGP3018	2/5/2020 10:03	45.1	5.7	0.5	48.7									29.84		61
ICGP3018	3/24/2020 13:43	0.1	2.7	20	77.2									29.69		46
ICGP3018	3/24/2020 8:47	41.4	4.8	1.1	52.7									29.71		46
ICGP3018	5/12/2020 10:12	43.9	4.5	0	51.6									29.4		63
ICGP3018	6/26/2020 7:47	46.2	4.8	0	49									29.86		66
ICGP3018	8/12/2020 12:19	42.1	3.9	1.5	52.5									29.83		65
ICGP3018	9/8/2020 13:34	45.4	4.3	0	50.3									29.89		85
ICGP3018	11/5/2020 9:00	42	5.8	1.8	50.4									29.73		48
ICGP3018	12/8/2020 8:43	38.5	5.7	1.3	54.5									29.87		50
ICGP3038	2/4/2020 13:05	30.2	9.8	0	60									30.12		36
ICGP3038	3/24/2020 8:52	28.5	11.3	0	60.2									29.72		46
ICGP3038	5/12/2020 10:16	29	10.2	0	60.8									29.41		63
ICGP3038	6/26/2020 7:51	32.3	9.3	0	58.4									29.86		66
ICGP3038	8/12/2020 12:25	31	10	0	59									29.83		65
ICGP3038	9/8/2020 13:39	31.1	8.6	0	60.3									29.89		85
ICGP3038	11/5/2020 9:04	32.8	9.3	0	57.9									29.74		48
ICGP3038	12/8/2020 8:50	27.8	10.2	0	62									29.88		50
ICGP3069	2/4/2020 13:11	10.4	18.8	0	70.8									30.11		36
ICGP3069	3/24/2020 8:58	10.9	19.4	0	69.7									29.71		46
ICGP3069	5/12/2020 10:24	10.5	18.5	0	71									29.41		63
ICGP3069	6/26/2020 7:57	10.9	17.9	0	71.2									29.85		66
ICGP3069	8/12/2020 12:31	11	18.3	0	70.7									29.82		65
ICGP3069	9/8/2020 13:45	10.4	17.8	0	71.8									29.89		85
ICGP3069	11/5/2020 9:11	9.1	18.9	0	72									29.73		48
ICGP3069	12/8/2020 8:58	7.1	19.4	0	73.5									29.87		50
ICGP3081	2/4/2020 13:22	7.6	18.7	0	73.7									30.1		36
ICGP3081	3/24/2020 9:05	8.7	18.8	0	72.5									29.7		46
ICGP3081	5/12/2020 10:32	8	18	0	74									29.4		63
ICGP3081	6/26/2020 8:04	8.7	17.7	0	73.6									29.84		66
ICGP3081	8/12/2020 12:38	8.8	18.1	0	73.1									29.81		65

Table 7. Landfill Gas Monitoring Data  
2020 Annual Monitoring Report  
Coupeville Solid Waste Facility, Island County, Washington

Point ID	Record Date	CH4%	CO2%	O2%	Bal Gas%	Init Temp (F)	Adj Temp (F)	Init Static Pressure ("H2O)	Adj Static Pressure ("H2O)	InitDiffPress	AdjDiffPress	Init Flow (scfm)	AdjFlow	BaroPress	SystemPressure	AmbientTemp
ICGP3081	9/8/2020 14:09	7.8	17.4	0	74.8									29.93		85
ICGP3081	11/5/2020 9:18	7	18.6	0	74.4									29.73		48
ICGP3081	12/8/2020 9:08	4.6	19.1	0	76.3									29.87		50
ICGP3092	2/4/2020 13:31	4.2	17.4	0	78.4									30.09		36
ICGP3092	3/24/2020 9:13	5.9	17.7	0	76.4									29.7		46
ICGP3092	5/12/2020 10:41	6	17.4	0	76.6									29.4		63
ICGP3092	6/26/2020 8:12	6.4	16.8	0	76.8									29.82		66
ICGP3092	8/12/2020 12:46	6.6	17.3	0	76.1									29.8		65
ICGP3092	9/8/2020 14:17	6.5	16.9	0	76.6									29.93		85
ICGP3092	11/5/2020 9:27	5.2	18.2	0	76.6									29.73		48
ICGP3092	12/8/2020 9:16	3	17.8	0	79.2									29.87		50
IC-GP-6D	2/5/2020 10:58	0	2.5	18.4	79.1									29.83		61
IC-GP-6D	5/12/2020 8:39	0	3.4	17.2	79.4									29.45		63
IC-GP-6D	6/26/2020 7:41	0	8.1	10.1	81.8									29.87		66
IC-GP-6D	8/12/2020 16:03	0	0.3	19.4	80.3									29.76		65
IC-GP-6D	11/5/2020 14:09	0	0.7	19.7	79.6									29.81		48
IC-GP-6S	2/5/2020 10:57	0	4.2	16.6	79.2									29.83		61
IC-GP-6S	5/12/2020 8:37	0	4.1	16.2	79.7									29.44		63
IC-GP-6S	6/26/2020 7:40	0	1.7	20	78.3									29.87		66
IC-GP-6S	8/12/2020 16:01	0	0.5	19.1	80.4									29.75		65
IC-GP-6S	11/5/2020 14:05	0	4.5	15.7	79.8									29.8		48
IC-GPS6D	2/4/2020 12:50	0	9	10.4	80.6									30.12		36
IC-GPS6D	3/24/2020 8:36	0.1	3.2	9.1	87.6									29.72		46
IC-GPS6D	5/12/2020 10:06	0	11.9	4.5	83.6									29.42		63
IC-GPS6D	8/12/2020 12:12	0	0.6	19.9	79.5									29.85		65
IC-GPS6D	9/8/2020 13:25	0	5.7	15.1	79.2									29.93		85
IC-GPS6D	11/5/2020 8:23	0	1.4	20.5	78.1									29.81		48
IC-GPS6D	12/8/2020 8:34	0	6.5	13.3	80.2									29.87		50
IC-GPS6S	2/4/2020 12:49	0	8.1	9.9	82									30.12		36
IC-GPS6S	3/24/2020 8:35	0.1	3.4	19.7	76.8									29.72		46
IC-GPS6S	5/12/2020 10:03	0	10.1	7.3	82.6									29.41		63
IC-GPS6S	8/12/2020 12:11	0	0.9	19.8	79.3									29.85		65
IC-GPS6S	9/8/2020 13:24	0	7.8	10.6	81.6									29.93		85
IC-GPS6S	11/5/2020 8:22	0	2.6	20.1	77.3									29.81		48
IC-GPS6S	12/8/2020 8:33	0	0.5	20.5	79									29.87		50
IC-GP-W1	2/5/2020 9:12	0	0.9	20.1	79									29.84		61
IC-GP-W1	5/12/2020 12:41	0.1	0.5	20.5	78.9									29.38		63
IC-GP-W1	8/13/2020 7:33	0	0.8	20.2	79									29.92		75
IC-GP-W1	11/5/2020 8:27	0	0.9	20.7	78.4									29.81		48
IC-HGW-1	2/4/2020 13:39	32	17.9	0	50.1	43	44	0	0	1.019	0.998	2	2	30.08	-1.85	36
IC-HGW-1	2/5/2020 12:04	31.1	15.4	0	53.5	45	45	-0.4	-0.4	1.726	0.402	2	1	29.83	-3.74	61
IC-HGW-1	3/24/2020 9:17	24.6	18.4	0	57	49	50	-0.6	-0.6	0.323	0.361	1	1	29.67	-3.46	46
IC-HGW-1	3/24/2020 12:57	24.9	15.2	0	59.9	66	64	-0.4	-0.4	0.402	0.07	1	0	29.7	-3.15	46
IC-HGW-1	5/12/2020 10:44	22.5	15.9	0	61.6	67	67	-0.1	-0.1	0.564	0.566	0	0	29.36	-2.55	63
IC-HGW-1	6/26/2020 8:16	28.4	17.4	0	54.2	68	69	-0.4	-0.4	0.446	0.454	0	0	29.78	-2.48	83
IC-HGW-1	8/12/2020 12:54	24.1	17.9	0	58	73	74	-0.5	-0.5	0.229	0.241	0	0	29.76	-2.69	65
IC-HGW-1	9/8/2020 14:24	27.3	18.7	0	54	81	81	0.2	0.2	0.111	0.117	0	0	29.88	-1.65	85
IC-HGW-1	11/5/2020 9:35	16.6	17.9	0	65.5	54	54	-0.2	-0.2	1.456	1.438	1	1	29.7	-3.97	48
IC-HGW-1	12/8/2020 9:33	15.4	17.3	0	67.3	60	60	-0.2	-0.2	1.37	1.381	1	1	29.85	-4.12	50

Table 7. Landfill Gas Monitoring Data  
2020 Annual Monitoring Report  
Coupeville Solid Waste Facility, Island County, Washington

Point ID	Record Date	CH4%	CO2%	O2%	Bal Gas%	Init Temp (F)	Adj Temp (F)	Init Static Pressure ("H2O)	Adj Static Pressure ("H2O)	InitDiffPress	AdjDiffPress	Init Flow (scfm)	AdjFlow	BaroPress	SystemPressure	AmbientTemp
IC-HGW-2	2/4/2020 14:13	54.4	19.4	0	26.2	41	40	-1.2	-1.3	0.67	0.482	12	10	30.09	-1.76	36
IC-HGW-2	3/24/2020 9:30	50.3	19.2	0.4	30.1	49	49	-2.3	-2.3	1.302	1.237	17	16	29.69	-2.99	46
IC-HGW-2	5/12/2020 10:53	48.1	21.5	0	30.4	66	66	-1.6	-1.6	0.974	0.989	14	14	29.36	-1.65	63
IC-HGW-2	6/26/2020 8:20	34.9	10	0	55.1	69	69	-0.1	-0.1	0.794	0.807	12	13	29.78	-2.48	83
IC-HGW-2	6/26/2020 8:21	51.9	18.8	0	29.3	70	70	-1.6	-1.6	0.94	0.902	14	13	29.78	-2.22	83
IC-HGW-2	8/12/2020 13:03	48.2	23.1	0	28.7	73	73	-1.7	-1.8	0.993	1.009	14	14	29.76	-2.43	65
IC-HGW-2	9/8/2020 14:32	51	19.7	0	29.3	80	80	-1.4	-1.4	1.029	1.024	14	14	29.87	-2.05	85
IC-HGW-2	11/5/2020 9:43	51.2	16.8	0	32	55	55	-2.3	-2.3	1.798	1.763	20	19	29.71	-3.38	48
IC-HGW-2	12/8/2020 9:50	45.3	21.8	0	32.9	57	58	-2.7	-2.7	1.839	1.887	19	19	29.86	-3.73	50
IC-HGW-3	2/4/2020 14:22	24.6	20.5	0	54.9	39	39	0	0	2.322	2.4	3	3	30.09	-2.05	36
IC-HGW-3	2/5/2020 11:58	26.3	19.7	0	54	46	46	-0.4	-0.3	3.058	0.425	3	1	29.82	-3.34	61
IC-HGW-3	3/24/2020 9:35	25.7	16.8	0	57.5	47	47	-0.4	-0.4	0.789	0.751	1	1	29.69	-3.49	46
IC-HGW-3	5/12/2020 10:58	25.3	21.5	0	53.2	66	66	0	0	1.687	1.685	1	1	29.36	-2.64	63
IC-HGW-3	6/26/2020 8:24	44.4	23	0	32.6	71	71	0	0	1.579	1.579	1	1	29.77	-2.55	83
IC-HGW-3	8/12/2020 13:07	37.2	26.5	0	36.3	72	72	-0.1	-0.1	1.681	1.642	1	1	29.76	-2.74	65
IC-HGW-3	9/8/2020 14:36	44.2	27.3	0	28.5	82	82	0.1	0.1	1.744	1.743	1	1	29.86	-2.36	85
IC-HGW-3	11/5/2020 9:49	36.1	20.1	0	43.8	55	55	-0.2	-0.2	2.492	2.599	1	1	29.71	-3.84	48
IC-HGW-3	12/8/2020 9:59	23.9	23	0	53.1	58	58	-0.3	-0.3	2.666	2.683	1	1	29.85	-4.28	50
IC-HGW-4	2/4/2020 14:32	34.4	20.7	0	44.9	41	41	-0.1	-0.1	0.375	0.252	5	4	30.11	-2.23	36
IC-HGW-4	2/5/2020 11:47	34.5	21.2	0	44.3	46	46	-0.4	-0.4	0.358	0.024	4	1	29.82	-3.22	61
IC-HGW-4	3/24/2020 9:40	37	18	0	45	47	47	-0.3	-0.3	0.07	0.078	2	2	29.69	-3.59	46
IC-HGW-4	5/12/2020 11:04	38	21.6	0	40.4	65	65	0	0	0.7	0.724	1	1	29.37	-2.75	63
IC-HGW-4	6/26/2020 8:30	48.2	23.6	0	28.2	74	75	0	0	0.741	0.74	1	1	29.78	-2.73	83
IC-HGW-4	8/12/2020 13:12	46.5	24.3	0	29.2	70	70	-0.1	-0.1	0.609	0.626	1	1	29.76	-2.81	65
IC-HGW-4	9/8/2020 14:45	50	24.8	0	25.2	83	83	0.2	0.2	0.718	0.722	1	1	29.86	-2.42	85
IC-HGW-4	11/5/2020 9:54	43.8	19.5	0	36.7	55	55	-0.2	-0.2	1.367	1.274	2	2	29.72	-4.13	48
IC-HGW-4	12/8/2020 10:06	32.6	22.5	0	44.9	57	57	-0.3	-0.3	1.374	1.554	2	2	29.87	-4.91	50
IC-HGW-5	2/4/2020 14:43	34.5	21.3	0	44.2	42	42	0.1	0.1	0.178	0.255	0	1	30.1	-2.28	36
IC-HGW-5	2/5/2020 11:44	35.8	19.9	0	44.3	46	46	-0.2	-0.2	0.13	0.211	0	1	29.82	-3.09	61
IC-HGW-5	3/24/2020 9:44	44.9	22.1	0	33	47	47	-0.3	-0.3	0.436	0.438	1	1	29.7	-3.69	46
IC-HGW-5	5/12/2020 11:08	36.7	20.9	0	42.4	66	66	0	0	0.383	0.377	1	1	29.37	-3.36	63
IC-HGW-5	6/26/2020 8:32	47.5	23.2	0	29.3	74	74	0	0	0.414	0.416	1	1	29.78	-2.81	83
IC-HGW-5	8/12/2020 13:15	51.1	27.3	0	21.6	70	70	-0.1	-0.1	0.311	0.298	1	1	29.76	-2.9	65
IC-HGW-5	9/8/2020 14:52	45.7	24.3	0	30	86	86	0.3	0.3	0.437	0.439	1	1	29.84	-2.46	85
IC-HGW-5	11/5/2020 9:56	49.7	25.3	0	25	55	55	-0.2	-0.2	0.754	0.843	1	2	29.73	-4.25	48
IC-HGW-5	12/8/2020 10:13	39	23.6	0	37.4	57	57	-0.2	-0.2	0.703	1.074	1	2	29.86	-4.44	50
IC-HGW-6	2/4/2020 14:55	36.5	16	0	47.5	41	41	-0.1	0	0.325	0.293	8	7	30.08	-2.33	36
IC-HGW-6	2/5/2020 11:41	40.5	15.4	0	44.1	47	47	-0.5	-0.4	0.655	0.14	12	5	29.82	-3.17	61
IC-HGW-6	3/24/2020 9:47	40.8	21	0	38.2	48	48	-0.6	-0.5	0.125	0.098	5	4	29.7	-3.7	46
IC-HGW-6	5/12/2020 11:15	43.1	15.8	0	41.1	66	67	-0.1	-0.1	0.344	0.316	4	4	29.37	-2.91	63
IC-HGW-6	6/26/2020 8:34	45.2	17.4	0	37.4	74	74	-0.1	-0.1	0.339	0.391	4	5	29.78	-2.88	83
IC-HGW-6	8/12/2020 13:18	41.4	19.7	0	38.9	70	70	-0.2	-0.2	0.233	0.23	3	3	29.77	-2.94	65
IC-HGW-6	9/8/2020 14:57	43.1	18.9	0	38	87	87	0.1	0.1	0.386	0.399	5	5	29.84	-2.53	85
IC-HGW-6	11/5/2020 10:00	34.4	21.4	0	44.2	55	55	-0.5	-0.5	1.125	0.947	8	7	29.73	-4.35	48
IC-HGW-6	12/8/2020 10:24	36.9	17.2	0	45.9	58	58	-0.4	-0.4	0.682	0.876	6	7	29.86	-4.46	50
IC-HGW-7	2/4/2020 15:02	31.7	15	0	53.3	41	42	0	0	0.023	0.033	1	1	30.09	-2.67	36
IC-HGW-7	3/24/2020 9:52	42.3	12.5	0	45.2	53	53	-0.4	-0.4	0.147	0.088	3	2	29.71	-3.87	46
IC-HGW-7	5/12/2020 11:20	40.1	16.3	0	43.6	66	66	0	0	0.056	0.049	1	1	29.38	-3	63
IC-HGW-7	6/26/2020 8:38	45.1	14	0	40.9	74	74	-0.1	-0.1	0.109	0.116	2	2	29.78	-3.07	83

Table 7. Landfill Gas Monitoring Data  
2020 Annual Monitoring Report  
Coupeville Solid Waste Facility, Island County, Washington

Point ID	Record Date	CH4%	CO2%	O2%	Bal Gas%	Init Temp (F)	Adj Temp (F)	Init Static Pressure ("H2O)	Adj Static Pressure ("H2O)	InitDiffPress	AdjDiffPress	Init Flow (scfm)	AdjFlow	BaroPress	SystemPressure	AmbientTemp
IC-HGW-7	8/12/2020 13:24	41.8	16.5	0	41.7	70	71	-0.3	-0.3	0.106	0.101	2	2	29.77	-3.27	65
IC-HGW-7	9/8/2020 15:02	40.2	15.6	0	44.2	87	86	0.2	0.2	0.154	0.148	3	3	29.84	-2.61	85
IC-HGW-7	11/5/2020 10:05	37.4	13.2	0	49.4	55	55	-0.4	-0.4	0.203	0.326	3	4	29.74	-4.5	48
IC-HGW-7	12/8/2020 10:34	34.6	16.5	0	48.9	59	59	-0.3	-0.3	0.393	0.43	5	5	29.86	-4.67	50
IC-HGW-8	2/4/2020 15:15	37.6	14.3	0	48.1	43	43	0.1	0.1	0.926	0.95	2	2	30.09	-2.76	36
IC-HGW-8	2/5/2020 11:33	43.3	13.7	0	43	48	47	0	-0.1	0.886	0.683	2	1	29.82	-2.95	61
IC-HGW-8	3/24/2020 9:57	43.8	15.4	0	40.8	55	55	-0.3	-0.3	1.486	1.359	2	2	29.72	-3.89	46
IC-HGW-8	5/12/2020 11:25	41.6	14.3	0	44.1	66	66	0	0	1.022	1.006	2	2	29.38	-3.03	63
IC-HGW-8	6/26/2020 8:43	45.3	14.6	0	40.1	73	73	-0.1	-0.1	1.157	1.106	2	2	29.79	-3.09	83
IC-HGW-8	8/12/2020 13:29	45.6	16.2	0	38.2	70	70	-0.3	-0.3	1.081	1.09	2	2	29.78	-3.28	65
IC-HGW-8	9/8/2020 15:07	41.8	15.6	0	42.6	86	87	0.3	0.3	1.208	1.173	2	2	29.84	-2.59	85
IC-HGW-8	11/5/2020 10:09	41.9	17.8	0	40.3	55	55	-0.4	-0.4	1.913	1.912	3	3	29.76	-4.56	48
IC-HGW-8	12/8/2020 10:43	40.8	14.5	0	44.7	58	58	-0.3	-0.3	2.146	2.139	3	3	29.87	-5.02	50
IC-HGW-9	2/4/2020 15:26	38.7	17.2	0	44.1	39	39	0	0	-0.006	-0.014	<<>>	<<>>	30.09	-2.79	36
IC-HGW-9	3/24/2020 10:08	57.1	23.5	0	19.4	51	51	0	0	-0.069	-0.015	<<>>	<<>>	29.72	-3.68	46
IC-HGW-9	5/12/2020 11:42	52.3	16.8	0.8	30.1	69	69	0	0	0.041	0.048	0	0	29.39	-3.92	63
IC-HGW-9	6/26/2020 8:54	40.9	14.6	4.2	40.3	67	68	0	0	-0.003	0	<<>>	<<>>	29.79	-3.02	83
IC-HGW-9	8/12/2020 13:38	39.4	17.6	4.3	38.7	71	71	0	0	-0.003	-0.002	<<>>	<<>>	29.79	-3.25	65
IC-HGW-9	9/8/2020 15:16	39.5	17.7	3.3	39.5	89	89	0	0	-0.002	-0.023	<<>>	<<>>	29.84	-2.74	85
IC-HGW-9	11/5/2020 10:18	50.1	27.1	0	22.8	54	54	0	0	0	-0.006	<<>>	<<>>	29.78	-4.74	48
IC-HGW-9	12/8/2020 11:01	51.6	21.2	0	27.2	57	57	0	0	0	0	<<>>	<<>>	29.88	-4.43	50
IC-SC-OF	2/5/2020 9:07	0	0.5	20.9	78.6									29.83		61
IC-SC-OF	5/12/2020 14:18	0	0.2	20.4	79.4									29.39		63
IC-SC-OF	8/13/2020 8:42	0	0.5	20.6	78.9									29.87		75
IC-SC-OF	11/5/2020 13:24	0	0.7	20.5	78.8									29.8		48
IC-SH-BA	2/5/2020 9:06	0	0.8	20.9	78.3									29.83		61
IC-SH-BA	5/12/2020 14:17	0	0.3	20.3	79.4									29.36		63
IC-SH-BA	8/13/2020 8:41	0	0.9	20.4	78.7									29.88		75
IC-SH-BA	11/5/2020 13:23	0	2.1	20	77.9									29.8		48
IC-T--LG	2/4/2020 13:50	33.8	15.4	2.7	48.1	42	42	-3.1	-3.1	3.137	3.155	0	0	30.11		36
IC-T--LG	3/24/2020 8:10	44.3	17.2	0.5	38	43	43	-4.6	-4.6	4.5	4.643	0	0	29.72		46
IC-T--LG	5/12/2020 11:56	41.3	17.8	0	40.9	74	74	-4.5	-4.5	4.701	4.718	0	0	29.39		63
IC-T--LG	6/26/2020 9:06	41.4	17.1	0.6	40.9	70	70	-3.6	-3.6	3.737	3.692	0	0	29.79		83
IC-T--LG	8/12/2020 16:34	40.8	18.7	0.5	40	69	69	-3.2	-3.2	3.809	3.833	0	0	29.75		65
IC-T--LG	9/8/2020 15:30	40.7	19	0.9	39.4	82	82	-3.3	-3.3	3.391	3.397	0	0	29.83		85
IC-T--LG	11/5/2020 10:31	41.8	19.1	0	39.1	55	55	-4.1	-4	4.001	4.105	0	0	29.79		48
IC-T--LG	12/8/2020 11:24	38.1	18.3	0	43.6	56	57	-5.1	-5.1	5.375	5.405	0	0	29.89		50
IC-T--SV	2/4/2020 13:51	3.5	14.7	2.3	79.5	42	42	-35.5	-35.5	>>>>	>>>>	0	0	30.11		36
IC-T--SV	3/24/2020 8:11	9.4	13.3	2.2	75.1	43	43	-32.7	-32.7	>>>>	>>>>	0	0	29.72		46
IC-T--SV	5/12/2020 11:58	4.6	14	2.2	79.2	75	75	-15.5	-15.4	15.796	15.67	0	0	29.38		63
IC-T--SV	6/26/2020 9:07	6	13.6	2.7	77.7	70	70	-15.4	-15.4	15.599	15.596	0	0	29.79		83
IC-T--SV	8/12/2020 16:35	5.5	13.6	3.5	77.4	68	68	-14.8	-14.8	15.532	15.434	0	0	29.75		65
IC-T--SV	9/8/2020 15:31	5.9	13.6	3.9	76.6	81	82	-14.5	-14.5	14.681	14.725	0	0	29.82		85
IC-T--SV	11/5/2020 10:33	5	15.3	0.6	79.1	55	55	-19.2	-19.1	19.258	19.227	0	0	29.79		48
IC-T--SV	12/8/2020 11:25	3.7	16.3	0.6	79.4	55	55	-21.4	-21.4	21.764	21.696	0	0	29.89		50
IC-VGW-1	2/4/2020 14:06	4	15.9	0	80.1	42	42	-4.1	-4.1	0.749	0.754	11	11	30.08	-34.81	36
IC-VGW-1	3/24/2020 9:22	6.6	14.2	0	79.2	49	49	-4.3	-4.3	0.76	0.728	11	11	29.68	-31.35	46
IC-VGW-1	3/24/2020 13:04	4.7	12.6	0	82.7	60	58	-3.6	-5	0.683	1.355	11	15	29.69	-27.86	46
IC-VGW-1	5/12/2020 10:46	3.6	15.4	0	81	67	67	-3.4	-3.4	0.566	0.596	10	10	29.36	-13.84	63

Table 7. Landfill Gas Monitoring Data  
2020 Annual Monitoring Report  
Coupeville Solid Waste Facility, Island County, Washington

Point ID	Record Date	CH4%	CO2%	O2%	Bal Gas%	Init Temp (F)	Adj Temp (F)	Init Static Pressure ("H2O)	Adj Static Pressure ("H2O)	InitDiffPress	AdjDiffPress	Init Flow (scfm)	AdjFlow	BaroPress	SystemPressure	AmbientTemp
IC-VGW-1	6/26/2020 8:18	4.4	14.8	0	80.8	69	69	-3.4	-3.4	0.575	0.572	10	10	29.78	-13.75	83
IC-VGW-1	8/12/2020 12:56	3.8	15.5	0	80.7	73	73	-3.7	-3.7	0.551	0.559	9	9	29.76	-14.15	65
IC-VGW-1	9/8/2020 14:27	3.4	14.3	0.5	81.8	81	81	-3	-3	0.739	0.751	11	11	29.87	-13.16	85
IC-VGW-1	11/5/2020 9:37	3.9	16.2	0	79.9	54	54	-4.8	-4.8	1.231	1.243	14	15	29.71	-19.89	48
IC-VGW-1	12/8/2020 9:35	2.6	15.9	0	81.5	58	58	-4.9	-4.9	1.133	1.097	14	14	29.85	-20.48	50
IC-VGW-2	2/4/2020 14:10	42.1	10.8	0	47.1	41	41	-0.3	-0.3	0.951	0.914	2	2	30.09	-1.96	36
IC-VGW-2	2/5/2020 12:02	44.9	12.2	0	42.9	45	45	-0.8	-0.7	1.559	0.357	2	1	29.82	-3.52	61
IC-VGW-2	3/24/2020 9:28	37	12.8	0	50.2	50	50	-0.6	-0.6	0.32	0.334	1	1	29.68	-3.4	46
IC-VGW-2	5/12/2020 10:49	38.1	8	0	53.9	66	66	0	0	0.831	0.813	0	0	29.35	-2.56	63
IC-VGW-2	8/12/2020 13:01	37.3	9.1	0	53.6	73	73	-0.3	-0.3	0.709	0.619	0	0	29.76	-2.69	65
IC-VGW-2	9/8/2020 14:31	35.7	7.8	0.3	56.2	81	81	0	0	0.896	0.895	0	0	29.87	-2.26	85
IC-VGW-2	11/5/2020 9:40	34.8	13.7	0	51.5	54	54	-0.5	-0.5	1.813	1.794	1	1	29.71	-3.98	48
IC-VGW-2	12/8/2020 9:48	34.8	7.9	0	57.3	58	58	-0.5	-0.5	1.803	1.852	1	1	29.85	-4.2	50
IC-VGW-3	2/4/2020 14:30	36.7	16.2	0	47.1	43	43	-0.2	-0.2	1.109	1.139	2	2	30.1	-2.23	36
IC-VGW-3	2/5/2020 11:53	40.5	14.8	0	44.7	46	46	-0.5	-0.5	1.056	0.429	2	1	29.82	-3.23	61
IC-VGW-3	3/24/2020 9:38	37.9	17.6	0	44.5	47	47	-0.5	-0.5	0.583	0.595	1	1	29.69	-3.58	46
IC-VGW-3	5/12/2020 11:02	33.1	13.8	0	53.1	66	66	0	0	1.138	1.149	0	0	29.36	-2.71	63
IC-VGW-3	6/26/2020 8:28	38.5	14.5	0	47	73	74	0	0	1.465	1.457	1	1	29.78	-2.71	83
IC-VGW-3	8/12/2020 13:11	41.8	15.1	0	43.1	71	71	-0.2	-0.2	1.216	1.208	1	1	29.76	-2.8	65
IC-VGW-3	9/8/2020 14:44	35	15.4	0	49.6	83	83	0.3	0.3	1.54	1.535	1	1	29.86	-2.43	85
IC-VGW-3	11/5/2020 9:52	39.1	22.4	0	38.5	55	55	-0.3	-0.3	2.461	2.445	1	1	29.72	-4.1	48
IC-VGW-3	12/8/2020 10:05	35.9	15.4	0	48.7	58	58	-0.5	-0.5	2.585	2.469	1	1	29.86	-4.75	50
IC-VGW-4	2/4/2020 14:57	30.2	10.3	0	59.5	34	35	0	0	0.366	0.308	1	1	30.09	-2.46	36
IC-VGW-4	3/24/2020 9:49	38.4	14.4	0	47.2	48	48	-0.6	-0.6	0.57	0.583	1	1	29.7	-3.74	46
IC-VGW-4	5/12/2020 11:16	39.9	7.4	0	52.7	66	66	-0.1	-0.1	0.458	0.489	1	1	29.37	-2.79	63
IC-VGW-4	6/26/2020 8:35	37.6	11	0	51.4	74	74	-0.2	-0.2	0.526	0.507	1	1	29.78	-2.92	83
IC-VGW-4	8/12/2020 13:20	40.4	7.6	0	52	70	70	-0.3	-0.3	0.117	0.133	0	0	29.77	-3.02	65
IC-VGW-4	9/8/2020 14:58	37.3	12.2	0	50.5	87	87	0.2	0.2	0.474	0.457	1	1	29.84	-2.55	85
IC-VGW-4	11/5/2020 10:02	35.8	18.4	0	45.8	55	55	-0.7	-0.7	0.88	0.89	2	2	29.73	-4.18	48
IC-VGW-4	12/8/2020 10:26	36.9	8.9	0	54.2	58	58	-0.6	-0.6	0.877	0.82	2	2	29.86	-4.53	50
IC-VGW-5	2/4/2020 15:04	6.3	16	0	77.7	41	41	-1.3	-1.3	0.482	0.52	9	9	30.09	-35.11	36
IC-VGW-5	2/5/2020 11:38	6.6	16.2	0	77.2	47	47	-1.9	-1.5	0.245	0.131	6	4	29.82	-36.01	61
IC-VGW-5	3/24/2020 9:54	10.8	12.1	0	77.1	52	52	-1.5	-1.5	0.241	0.235	6	6	29.71	-31.66	46
IC-VGW-5	3/24/2020 13:34	10.5	12.1	0	77.4	56	57	-1	-4	0.231	2.822	6	23	29.68	-18.48	46
IC-VGW-5	5/12/2020 11:23	5.9	16.5	0	77.6	66	66	-3.7	-3.7	1.637	1.641	17	17	29.38	-14.37	63
IC-VGW-5	6/26/2020 8:41	8.4	13.8	0	77.8	73	73	-3.6	-3.6	1.701	1.734	17	17	29.79	-13.78	83
IC-VGW-5	8/12/2020 13:27	7.1	15.7	0	77.2	71	71	-4	-4	1.436	1.467	16	16	29.78	-14.17	65
IC-VGW-5	9/8/2020 15:05	6.5	14.8	0	78.7	86	86	-2.8	-2.7	1.713	1.718	17	17	29.84	-12.98	85
IC-VGW-5	11/5/2020 10:07	18.6	13.2	0	68.2	55	55	-7.7	-7.6	4.776	4.897	30	30	29.75	-19.41	48
IC-VGW-5	12/8/2020 10:42	5.1	17	0	77.9	59	59	-7.7	-7.7	5.211	5.238	30	30	29.87	-19.69	50
IC-VGW-6	2/4/2020 15:16	28.7	12.8	0	58.5	42	42	0.1	0.1	1.739	1.735	1	1	30.09	-2.73	36
IC-VGW-6	3/24/2020 9:59	32.6	13.4	0	54	53	53	-0.4	-0.5	1.886	1.894	1	1	29.72	-3.89	46
IC-VGW-6	5/12/2020 11:26	34.5	12.7	0	52.8	66	66	-0.1	-0.1	1.537	1.584	1	1	29.39	-3.03	63
IC-VGW-6	6/26/2020 8:44	32	12.4	0	55.6	73	73	-0.2	-0.2	1.592	1.571	1	1	29.79	-3.1	83
IC-VGW-6	8/12/2020 13:31	41.2	12.6	0	46.2	70	70	-0.4	-0.4	1.589	1.578	1	1	29.78	-3.26	65
IC-VGW-6	9/8/2020 15:09	30.2	12.4	0	57.4	86	86	0.3	0.3	1.787	1.791	1	1	29.84	-2.72	85
IC-VGW-6	11/5/2020 10:10	39.9	16.1	0	44	55	55	-0.6	-0.6	2.593	2.615	1	1	29.76	-4.43	48
IC-VGW-6	12/8/2020 10:44	38.9	13.4	0	47.7	57	57	-0.5	-0.5	2.75	2.746	1	1	29.88	-4.72	50
IC-VGW-7	2/4/2020 15:25	2	21.3	0	76.7	39	39	-9.1	-8.9	14.668	14.684	3	3	30.09	-34.65	36

Table 7. Landfill Gas Monitoring Data  
2020 Annual Monitoring Report  
Coupeville Solid Waste Facility, Island County, Washington

Point ID	Record Date	CH4%	CO2%	O2%	Bal Gas%	Init Temp (F)	Adj Temp (F)	Init Static Pressure ("H2O)	Adj Static Pressure ("H2O)	InitDiffPress	AdjDiffPress	Init Flow (scfm)	AdjFlow	BaroPress	SystemPressure	AmbientTemp
IC-VGW-7	3/24/2020 10:07	3.4	19.8	0	76.8	52	52	-9.6	-9.7	13.252	12.855	3	3	29.72	-31.34	46
IC-VGW-7	5/12/2020 11:38	1.7	18.9	0	79.4	71	71	-9.5	-9.4	2.488	2.157	1	1	29.39	-14.21	63
IC-VGW-7	6/26/2020 8:51	2.2	17.7	0	80.1	73	74	-9.7	-9.6	2.052	2.099	1	1	29.79	-14.01	83
IC-VGW-7	8/12/2020 13:35	2.8	19.4	0	77.8	71	71	-9.8	-10	2.134	2.205	1	1	29.79	-14.35	65
IC-VGW-7	9/8/2020 15:15	1.8	17.5	0.5	80.2	87	87	-9	-9.2	2.047	2.072	1	1	29.83	-13.26	85
IC-VGW-7	11/5/2020 10:16	3.1	19.9	0.1	76.9	54	54	-10.5	-10.6	5.423	5.315	1	1	29.78	-20.23	48
IC-VGW-7	12/8/2020 11:00	1.6	20.2	0	78.2	57	58	-11	-11	5.008	5.032	1	1	29.87	-20.24	50
IC-VGW-8	2/4/2020 15:23	13.9	26.2	0	59.9	40	40	0	0	-0.005	0	<<>>	<<>>	30.09	-2.57	36
IC-VGW-8	3/24/2020 10:02	17.7	17.8	0	64.5	53	53	0	0	-0.014	-0.013	<<>>	<<>>	29.72	-3.86	46
IC-VGW-8	5/12/2020 11:31	13.6	24.9	0	61.5	67	67	0	0	-0.065	-0.073	<<>>	<<>>	29.39	-3.36	63
IC-VGW-8	6/26/2020 8:48	0.7	0.9	19.5	78.9	73	70	0	0	0	-0.001	<<>>	<<>>	29.79	-3.09	83
IC-VGW-8	8/12/2020 13:34	10.8	19.8	4.2	65.2	70	71	0	0	-0.007	-0.006	<<>>	<<>>	29.79	-3.21	65
IC-VGW-8	9/8/2020 15:13	11.7	16.7	5	66.6	86	86	0	0	-0.001	-0.001	<<>>	<<>>	29.84	-2.65	85
IC-VGW-8	11/5/2020 10:15	20.6	14.5	0	64.9	55	55	0	0	-0.002	0	<<>>	<<>>	29.77	-4.63	48
IC-VGW-8	12/8/2020 10:58	16.4	26.3	0	57.3	58	58	0	0	0	0	<<>>	<<>>	29.87	-4.88	50
IC-VGW-9	2/4/2020 15:28	0.5	11.8	7.1	80.6	39	39	-2.3	-2.3	0.8	0.826	12	12	30.09	-34.67	36
IC-VGW-9	3/24/2020 10:10	1.8	11.6	6.6	80	51	51	-2.9	-2.9	0.724	0.713	11	11	29.72	-31.33	46
IC-VGW-9	3/24/2020 13:40	1.2	12.2	6.7	79.9	56	56	-2	-4.1	0.451	2.303	9	20	29.69	-13.98	46
IC-VGW-9	5/12/2020 11:44	0.8	11.1	7	81.1	69	69	-4.5	-7.3	1.768	1.866	17	18	29.39	-14.1	63
IC-VGW-9	6/26/2020 8:56	0.7	10.5	7.5	81.3	70	70	-4.6	-4.6	1.709	1.878	17	18	29.79	-13.76	83
IC-VGW-9	8/12/2020 13:39	0.8	10.7	7.8	80.7	71	71	-4.9	-4.9	1.821	1.913	17	18	29.79	-14.07	65
IC-VGW-9	9/8/2020 15:17	1	10.3	8.2	80.5	89	90	-4	-4	1.915	1.731	18	17	29.84	-13.05	85
IC-VGW-9	11/5/2020 10:19	1.1	12.2	8.2	78.5	54	54	-1.6	-1.6	0.149	0.145	5	5	29.78	-20.28	48
IC-VGW-9	12/8/2020 11:04	0	9.9	9.2	80.9	57	57	-1.2	-1.2	0.12	0.12	4	4	29.9	-20.36	50

Table 8. Source Control Operations Data  
 2020 Annual Monitoring Report  
 Coupeville Solid Waste Facility, Island County, Washington

Date	LFG Blower (cumulative hrs.)	Soil Gas Blower (cumulative hrs.)	Sump Discharge (cumulative cu. ft.)	Sump Discharge (cumulative gallons)	Comments
12/27/2005	43,217	49,603	317	2,371	
12/26/2006	45,921	53,933	3,027	22,642	
12/31/2007	49,169	58,359	4,682	35,021	
12/31/2008	52,316	62,748	6,970	52,136	
12/29/2009	55,487	67,095	9,286	69,459	
12/14/2010	58,094	71,249	11,877	88,840	
12/27/2011	60,562	75,787	14,481	108,318	
12/26/2012	62,956	80,160	20,061	150,056	
12/31/2013	65,243	84,585	21,430	160,296	
12/30/2014	67,247	88,899	23,850	178,398	
12/30/2015	69,882	93,290	26,260	196,425	
12/31/2016	70,865	95,440	28,568	213,689	
12/26/2017	71,395	98,345	30,006	224,445	
12/26/2018	71,989	100,458	32,696	244,566	
12/31/2019	72,909	102,693	34,634	259,062	
1/7/2020	72,927	102,731	34,771	260,087	
1/14/2020	72,945	102,777	34,897	261,030	
1/21/2020	72,960	102,817	35,029	262,017	
1/28/2020	72,978	102,859	35,109	262,615	
2/4/2020	72,996	102,899	35,246	263,640	
2/11/2020	73,018	102,947	35,576	266,108	
2/18/2020	73,036	102,990	35,650	266,662	
2/25/2020	73,054	103,028	35,724	267,216	
3/3/2020	73,072	103,071	35,778	267,619	
3/10/2020	73,089	103,111	35,778	267,619	
3/17/2020	73,107	103,153	35,778	267,619	
3/24/2020	73,125	103,195	35,778	267,619	
3/31/2020	73,145	103,243	35,778	267,619	
4/7/2020	73,163	103,285	35,782	267,649	
4/14/2020	73,181	103,325	35,789	267,702	
4/21/2020	73,199	103,371	35,794	267,739	
4/28/2020	73,215	103,407	35,818	267,919	
5/5/2020	73,233	103,451	35,839	268,076	
5/12/2020	73,252	103,494	35,857	268,210	
5/19/2020	73,275	103,538	35,857	268,210	
5/26/2020	73,285	103,580	35,863	268,255	
6/2/2020	73,301	103,622	35,874	268,338	
6/9/2020	73,319	103,668	35,886	268,427	
6/16/2020	73,331	103,711	35,940	268,831	
6/23/2020	73,345	103,748	35,974	269,086	
6/30/2020	73,364	103,792	35,986	269,175	

Table 8. Source Control Operations Data  
 2020 Annual Monitoring Report  
 Coupeville Solid Waste Facility, Island County, Washington

Date	LFG Blower (cumulative hrs.)	Soil Gas Blower (cumulative hrs.)	Sump Discharge (cumulative cu. ft.)	Sump Discharge (cumulative gallons)	Comments
7/7/2020	73,381	103,835	35,991	269,213	
7/14/2020	73,399	103,876	35,998	269,265	
7/21/2020	73,417	103,918	35,998	269,265	
7/28/2020	73,435	103,965	35,998	269,265	
8/3/2020	73,453	104,005	35,998	269,265	
8/11/2020	73,471	104,044	35,998	269,265	
8/18/2020	73,494	104,090	35,998	269,265	
8/25/2020	73,510	104,134	35,998	269,265	
9/1/2020	73,528	104,176	35,998	269,265	
9/8/2020	73,541	104,221	35,998	269,265	
9/17/2020	73,566	104,272	35,998	269,265	
9/22/2020	73,578	104,301	35,998	269,265	
9/29/2020	73,591	104,346	36,008	269,340	
10/6/2020	73,609	104,391	36,009	269,347	
10/13/2020	73,632	104,438	36,026	269,474	
10/20/2020	73,645	104,475	36,115	270,140	
10/27/2020	73,663	104,517	36,155	270,439	
11/3/2020	73,680	104,553	36,173	270,574	
11/10/2020	73,707	104,602	36,195	270,739	
11/17/2020	73,723	104,641	36,288	271,434	
11/24/2020	73,741	104,680	36,320	271,674	
12/1/2020	73,758	104,720	36,418	272,407	
12/8/2020	73,777	104,762	36,452	272,661	
12/15/2020	73,802	104,805	36,531	273,252	
12/22/2020	73,817	104,847	36,720	274,666	
12/29/2020	73,835	104,890	36,806	275,309	
<b>Total Hours</b>	<b>30,825</b>	<b>55,696</b>			
<b>Avg hrs./day</b>	<b>5.67</b>	<b>10.24</b>			

Data obtained from 2005 through 2019 has been summarized as annual totals for brevity.

Table 9. Soil Gas and Landfill Gas Removal Volumes  
 2020 Annual Monitoring Report  
 Coupeville Solid Waste Facility, Island County, Washington

Date Flow Recorded	Date Blower Hours Recorded	Actual Elapsed Blower Hours	Monthly Blower Hours	Flow (scfm)	Monthly Volume (ft <sup>3</sup> )	Landfill Gas Removal				Soil Gas/Vapor Removal				
						Accum. Volume (ft <sup>3</sup> )	Flow @ 50% CH4 (scfm)	Monthly Volume @ 50% CH4 (ft <sup>3</sup> )	Accum. Volume @ 50% CH4 (ft <sup>3</sup> )	Actual Elapsed Blower Hours	Monthly Blower Hours	Flow (scfm)	Monthly Volume (ft <sup>3</sup> )	Accum. Volume (ft <sup>3</sup> )
	10/25/2005													
	11/2/2005													
	11/15/2005													
	11/22/2005	43,010								49,194				
	11/29/2005	43,069	59	120.0	424,800	424,800	70.0	247,800	247,800	49,267	73	94.0	411,720	411,720
	12/5/2005	43,069								49,267				
	12/13/2005	43,147								49,434				
	12/20/2005	43,190								49,519				
	12/27/2005	43,217	148	120.0	1,065,600	1,490,400	70.0	621,600	869,400	49,603	336	94.0	1,895,040	2,306,760
	1/3/2006	43,259								49,688				
1/13/2006	1/10/2006	43,295								49,722				
	1/17/2006	43,325								49,816				
	1/24/2006	43,384								49,940				
	1/31/2006	43,431	214	120.0	1,540,800	3,031,200	70.0	898,800	1,768,200	50,036	433	94.0	2,442,120	4,748,880
	2/7/2006	43,465								50,099				
	2/14/2006	43,506								50,184				
	2/21/2006	43,539								50,268				
3/1/2006	2/28/2006	43,587	156	87.0	814,320	3,845,520	53.0	496,080	2,264,280	50,351	315	85.0	1,606,500	6,355,380
	3/7/2006	43,628								50,435				
	3/14/2006	43,670								50,519				
	3/21/2006	43,710								50,603				
4/3/2006	3/28/2006	43,752	165	88.0	871,200	4,716,720	59.0	584,100	2,848,380	50,687	336	77.0	1,552,320	7,907,700
	4/4/2006	43,782								50,768				
	4/11/2006	43,845								50,854				
	4/18/2006	43,881								50,938				
	4/25/2006	43,924								51,021				
5/1/2006	5/2/2006	43,977	225	82.0	1,107,000	5,823,720	46.0	621,000	3,469,380	51,106	419	81.0	2,036,340	9,944,040
	5/9/2006	44,018								51,190				
	5/16/2006	44,057								51,274				
	5/23/2006	44,118								51,357				
6/5/2006	5/30/2006	44,166	189	83.0	941,220	6,764,940	54.0	612,360	4,081,740	51,442	335.5	65.0	1,308,450	11,252,490
	6/6/2006	44,214								51,526				
	6/13/2006	44,257								51,610				
	6/20/2006	44,309								51,693				
	6/27/2006	44,350								51,778				
	7/4/2006	44,375								51,862				
7/13/2006	7/11/2006	44,400	234	53.0	744,120	7,509,060	34.0	477,360	4,559,100	51,944	502.5	81.0	2,442,150	13,694,640
	7/18/2006	44,511								52,026				
	7/25/2006	44,577								52,113				
	8/1/2006	44,637								52,193				
	8/8/2006	44,700								52,278				
	8/15/2006	44,763								52,362				
8/18/2006	8/22/2006	44,817	417	73.0	1,826,460	9,335,520	42.0	1,050,840	5,609,940	52,439	495	81.0	2,405,700	16,100,340
	8/29/2006	44,872								52,517				
	9/5/2006	44,943								52,614				
9/14/2006	9/13/2006	45,014	197	62.0	732,840	10,068,360	40.0	472,800	6,082,740	52,710	271	87.0	1,414,620	17,514,960
	9/18/2006	45,068								52,782				
	9/26/2006	45,131								52,866				
	10/3/2006	45,195								52,952				
	10/10/2006	45,259								53,036				
10/19/2006	10/17/2006	45,324	310	63.0	1,171,800	11,240,160	42.0	781,200	6,863,940	53,122	412	93.0	2,298,960	19,813,920
	10/31/2006	45,447								53,288				
	11/7/2006	45,500								53,371				
	11/14/2006	45,563								53,455				
	11/21/2006	45,618								53,528				
	11/28/2006	45,680								53,612				
12/4/2006	12/5/2006	45,746	422	75.0	1,899,000	13,139,160	51.0	1,291,320	8,155,260	53,700	578	93.0	3,225,240	23,039,160
	12/12/2006	45,802								53,776				
	12/19/2006	45,854								53,844				
	12/26/2006	45,921								53,933				
	1/1/2007	45,966								54,000				

Table 9. Soil Gas and Landfill Gas Removal Volumes  
 2020 Annual Monitoring Report  
 Coupeville Solid Waste Facility, Island County, Washington

Date Flow Recorded	Date Blower Hours Recorded	Actual Elapsed Blower Hours	Monthly Blower Hours	Flow (scfm)	Monthly Volume (ft <sup>3</sup> )	Landfill Gas Removal				Soil Gas/Vapor Removal				
						Accum. Volume (ft <sup>3</sup> )	Flow @ 50% CH4 (scfm)	Monthly Volume @ 50% CH4 (ft <sup>3</sup> )	Accum. Volume @ 50% CH4 (ft <sup>3</sup> )	Actual Elapsed Blower Hours	Monthly Blower Hours	Flow (scfm)	Monthly Volume (ft <sup>3</sup> )	Accum. Volume (ft <sup>3</sup> )
	1/2/2007	45,982								54,016				
1/15/2007	1/9/2007	46,039	293	49.0	861,420	14,000,580	33.0	580,140	8,735,400	54,094	394	90.0	2,127,600	25,166,760
	1/16/2007	46,096								54,176				
	1/23/2007	46,156								54,257				
	1/30/2007	46,223								54,346				
	2/7/2007	46,290								54,437				
	2/13/2007	46,344								54,509				
2/23/2007	2/20/2007	46,397	358	86.0	1,847,280	15,847,860	57.0	1,224,360	9,959,760	54,593	499	88.0	2,634,720	27,801,480
	2/27/2007	46,460								54,676				
	3/6/2007	46,525								54,763				
	3/13/2007	46,580								54,841				
3/23/2007	3/20/2007	46,643	246	86.0	1,269,360	17,117,220	65.0	959,400	10,919,160	54,926	333	84.0	1,678,320	29,479,800
	3/27/2007	46,707								55,011				
	4/3/2007	46,762								55,096				
	4/10/2007	46,813								55,178				
	4/17/2007	46,876								55,262				
	4/24/2007	46,938								55,345				
5/1/2007	5/1/2007	47,001	358	58.0	1,245,840	18,363,060	40.0	859,200	11,778,360	55,429	503	86.0	2,595,480	32,075,280
	5/8/2007	47,064								55,514				
5/17/2007	5/15/2007	47,127	126	56.0	423,360	18,786,420	38.0	287,280	12,065,640	55,597	168	86.0	866,880	32,942,160
	5/22/2007	47,190								55,683				
	5/29/2007	47,253								55,766				
	6/5/2007	47,377								55,850				
6/14/2007	6/12/2007	47,440	313	67.0	1,258,260	20,044,680	44.0	826,320	12,891,960	55,932	335	84.0	1,688,400	34,630,560
	6/19/2007	47,440								56,102				
	6/26/2007	47,495								56,185				
	7/3/2007	47,588								56,185				
	7/10/2007	47,620								56,269				
7/19/2007	7/17/2007	47,684								56,354	422	80.0	2,025,600	36,656,160
	7/24/2007	--								--				
	7/31/2007	47,811								56,524				
8/8/2007	8/7/2007	47,873	433	46.0	1,195,080	21,239,760	30.0	779,400	13,671,360	56,606	252	87.0	1,315,440	37,971,600
	8/14/2007	47,946								56,703				
	8/21/2007	47,998								56,773				
	8/28/2007	48,061								56,858				
9/7/2007	9/4/2007	48,126	253	42.0	637,560	21,877,320	29.0	440,220	14,111,580	56,944	338	86.0	1,744,080	39,715,680
	9/11/2007	48,186								57,025				
	9/18/2007	48,249								57,109				
	9/24/2007	48,311								57,193				
	10/2/2007	48,372								57,278				
	10/9/2007	48,434								57,360				
10/26/2007	10/24/2007	48,566	440	44.0	1,161,600	23,038,920	30.0	792,000	14,903,580	57,541	597	94.0	3,367,080	43,082,760
	10/30/2007	48,614								57,613				
	11/7/2007	48,676								57,698				
	11/13/2007	48,739								57,782				
11/26/2007	11/21/2007	48,812	246	45.0	664,200	23,703,120	36.0	531,360	15,434,940	57,879	338	92.0	1,865,760	44,948,520
	11/27/2007	48,864								57,949				
	12/4/2007	48,927								58,033				
12/12/2007	12/11/2007	48,995	183	85.0	933,300	24,636,420	71.0	779,580	16,214,520	58,124	245	91.0	1,337,700	46,286,220
	12/18/2007	49,052								58,202				
	12/24/2007	49,110								58,358				
	12/31/2007	49,169								58,359				
	1/8/2008	49,243								58,510				
	1/15/2008	49,303								58,544				
	1/22/2008	49,359								58,622				
	1/29/2008	49,408								58,705				
1/30/2008	1/30/2008	49,425	430	47.0	1,212,600	25,849,020	43.0	1,109,400	17,323,920	58,726	182	91.0	993,720	47,279,940
	2/5/2008	49,469								58,790				
	2/13/2008	49,541								58,886				
	2/19/2008	49,595								58,958				
2/27/2008	2/25/2008	49,657	232	59.0	821,280	26,670,300	35.0	487,200	17,811,120	59,041	251	91.0	1,370,460	48,650,400

Table 9. Soil Gas and Landfill Gas Removal Volumes  
 2020 Annual Monitoring Report  
 Coupeville Solid Waste Facility, Island County, Washington

Date Flow Recorded	Date Blower Hours Recorded	Actual Elapsed Blower Hours	Monthly Blower Hours	Flow (scfm)	Monthly Volume (ft <sup>3</sup> )	Landfill Gas Removal				Soil Gas/Vapor Removal				
						Accum. Volume (ft <sup>3</sup> )	Flow @ 50% CH4 (scfm)	Monthly Volume @ 50% CH4 (ft <sup>3</sup> )	Accum. Volume @ 50% CH4 (ft <sup>3</sup> )	Actual Elapsed Blower Hours	Monthly Blower Hours	Flow (scfm)	Monthly Volume (ft <sup>3</sup> )	Accum. Volume (ft <sup>3</sup> )
	3/4/2008	49,720								59,126				
	3/11/2008	49,781								59,208				
3/19/2008	3/18/2008	49,844	187	39.0	437,580	27,107,880	36.0	403,920	18,215,040	59,292	251	81.0	1,219,860	49,870,260
	3/25/2008	49,907								59,376				
	4/1/2008	49,970								59,461				
	4/8/2008	50,035								59,547				
	4/15/2008	50,096								59,629				
4/22/2008	4/22/2008	50,158	314	121.0	2,279,640	29,387,520	102.0	1,921,680	20,136,720	59,712	251	162.0	2,439,720	52,309,980
	4/23/2008	50,173								59,730				
	4/29/2008	50,221								59,796				
	5/6/2008	50,280								59,879				
	5/13/2008	50,344								59,965				
	5/20/2008	50,407								60,048				
5/29/2008	5/27/2008	50,470	312	51.0	954,720	30,342,240	43.0	804,960	20,941,680	60,133	254	81.0	1,234,440	53,544,420
	6/3/2008	50,529								60,217				
	6/10/2008	50,591								60,301				
	6/17/2008	50,654								60,385				
6/30/2008	6/24/2008	50,717	247		0	30,342,240		0	20,941,680	60,469	252		0	53,544,420
	7/1/2008	50,780								60,553				
	7/8/2008	50,840								60,639				
	7/15/2008	50,895								60,716				
7/22/2008	7/23/2008	50,964	247	46.0	681,720	31,023,960	31.0	459,420	21,401,100	60,809	256	83.0	1,274,880	54,819,300
	7/29/2008	51,021								60,883				
	8/5/2008	51,084								60,968				
	8/12/2008	51,140								61,049				
	8/19/2008	51,201								61,134				
8/26/2008	8/27/2008	51,275	311	48.0	895,680	31,919,640	26.0	485,160	21,886,260	61,232	264	85.0	1,346,400	56,165,700
	9/2/2008	51,326								61,301				
	9/9/2008	51,389								61,385				
	9/16/2008	51,450								61,469				
9/24/2008	9/23/2008	51,506	231	49.0	679,140	32,598,780	28.0	388,080	22,274,340	61,553	252	90.0	1,360,800	57,526,500
	9/29/2008	51,568								61,637				
	10/8/2008	51,640								61,733				
	10/14/2008	51,694								61,805				
	10/21/2008	51,757								61,892				
10/29/2008	10/28/2008	51,820	314	37.0	697,080	33,295,860	29.0	546,360	22,820,700	61,973	240	87.0	1,252,800	58,779,300
	11/4/2008	51,884								62,059				
	11/11/2008	51,945								62,141				
	11/18/2008	52,001								62,227				
11/25/2008	11/25/2008	52,062	242	36.0	522,720	33,818,580	25.0	363,000	23,183,700	62,309	250	91.0	1,365,000	60,144,300
	12/2/2008	--								--				
	12/9/2008	52,179								62,478				
	12/16/2008	52,235								62,563				
	12/23/2008	52,252								62,648				
12/30/2008	12/30/2008	52,302	240	30.0	432,000	34,250,580	22.0	316,800	23,500,500	62,730	252	91.0	1,375,920	61,520,220
	12/31/2008	52,316								62,748				
	1/13/2009	52,431								62,902				
	1/21/2009	52,480								62,995				
1/28/2009	1/27/2009	52,523	271	31.0	504,060	34,754,640	24.0	390,240	23,890,740	63,068	420	86.0	2,167,200	63,687,420
	2/4/2009	52,593								63,162				
	2/10/2009	52,657								63,243				
	2/17/2009	52,713								63,323				
2/24/2009	2/24/2009	52,769	246	37.0	546,120	35,300,760	32.0	472,320	24,363,060	63,402	334	86.0	1,723,440	65,410,860
	3/3/2009	52,829								63,487				
	3/10/2009	52,891								63,569				
	3/17/2009	52,957								63,657				
3/23/2009	3/23/2009	53,015	246	38.0	560,880	35,861,640	30.0	442,800	24,805,860	63,737	335	87.0	1,748,700	67,159,560
	3/31/2009	53,078								63,822				
	4/7/2009	53,141								63,906				
	4/14/2009	53,208								63,989				
4/20/2009	4/21/2009	53,223	208	37.0	461,760	36,323,400	24.0	299,520	25,105,380	64,074	337	86.0	1,738,920	68,898,480

Table 9. Soil Gas and Landfill Gas Removal Volumes  
 2020 Annual Monitoring Report  
 Coupeville Solid Waste Facility, Island County, Washington

Date Flow Recorded	Date Blower Hours Recorded	Actual Elapsed Blower Hours	Monthly Blower Hours	Flow (scfm)	Monthly Volume (ft <sup>3</sup> )	Landfill Gas Removal				Soil Gas/Vapor Removal				
						Accum. Volume (ft <sup>3</sup> )	Flow @ 50% CH4 (scfm)	Monthly Volume @ 50% CH4 (ft <sup>3</sup> )	Accum. Volume @ 50% CH4 (ft <sup>3</sup> )	Actual Elapsed Blower Hours	Monthly Blower Hours	Flow (scfm)	Monthly Volume (ft <sup>3</sup> )	Accum. Volume (ft <sup>3</sup> )
	4/28/2009	53,318								64,158				
	5/5/2009	53,380								64,244				
	5/12/2009	53,440								64,325				
5/18/2009	5/18/2009	53,499	276	36.0	596,160	36,919,560	24.0	397,440	25,502,820	64,325	251	84.0	1,265,040	70,163,520
	5/19/2009	53,502								64,408				
	5/26/2009	53,563								64,490				
	6/3/2009	53,635								64,586				
	6/11/2009	53,689								64,659				
	6/16/2009	53,754								64,744				
	6/23/2009	53,814								64,826				
6/25/2009	6/25/2009	53,837	338	38.0	770,640	37,690,200	22.0	446,160	25,948,980	64,854	529	84.0	2,666,160	72,829,680
	6/30/2009	53,879								64,913				
	7/7/2009	54,002								65,080				
	7/14/2009	53,937								64,994				
7/16/2009	7/16/2009	54,023	186	41.0	457,560	38,147,760	26.0	290,160	26,239,140	65,107	253	83.0	1,259,940	74,089,620
	7/21/2009	54,063								65,162				
	7/28/2009	54,126								65,246				
	8/4/2009	54,189								65,330				
	8/11/2009	54,254								65,416				
	8/18/2009	54,314								65,497				
8/26/2009	8/25/2009	54,377	354	35.0	743,400	38,891,160	22.0	467,280	26,706,420	65,582	475	82.0	2,337,000	76,426,620
	9/1/2009	54,440								65,666				
	9/8/2009	54,503								65,750				
	9/15/2009	54,565								65,833				
9/22/2009	9/22/2009	54,629	252	37.0	559,440	39,450,600	31.0	468,720	27,175,140	65,918	336	67.0	1,350,720	77,777,340
	9/29/2009	54,690								66,002				
	10/6/2009	54,753								66,085				
	10/13/2009	54,816								66,170				
	10/20/2009	54,880								66,254				
	10/27/2009	54,943								66,339				
	11/3/2009	55,008								66,425				
	11/10/2009	55,069								66,507				
	11/17/2009	55,131								66,591				
11/23/2009	11/24/2009	55,192	563	38.0	1,283,640	40,734,240	22.0	743,160	27,918,300	66,673	755	67.0	3,035,100	80,812,440
	12/1/2009	55,256								66,759				
	12/8/2009													
	12/15/2009	55,372								66,927				
	12/22/2009	55,432								67,010				
12/28/2009	12/29/2009	55,487	356	38.0	811,680	41,545,920	23.0	491,280	28,409,580	67,095	504	82.0	2,479,680	83,292,120
	1/5/2010	55,549								67,178				
	1/12/2010	55,616								67,266				
	1/19/2010	55,676								67,348				
	1/26/2010	55,739								67,432				
	2/2/2010	55,800								67,515				
2/10/2010	2/9/2010	55,849	362	37.0	803,640	42,349,560	23.0	499,560	28,909,140	67,601	506	49.0	1,487,640	84,779,760
	2/16/2010	55,909								67,683				
	2/23/2010	55,963								67,767				
	3/2/2010	56,008								67,851				
	3/9/2010	56,071								67,935				
	3/16/2010	56,012								68,018				
3/26/2010	3/23/2010	56,182	333	39.0	779,220	43,128,780	3.0	59,940	28,969,080	68,101	500	53.0	1,590,000	86,369,760
	3/30/2010	56,243								68,188				
	4/7/2010	56,316								68,287				
	4/14/2010	56,391								68,364				
	4/21/2010	56,459								68,440				
	4/27/2010	56,575								68,522				
	5/4/2010	56,649								68,606				
	5/11/2010	56,730								68,689				
5/21/2010	5/18/2010	56,874	692	6.0	249,120	43,377,900	1.0	41,520	29,010,600	68,776	675	62.0	2,511,000	88,880,760
	5/25/2010	56,914								68,826				
	6/1/2010	56,969								68,909				

Table 9. Soil Gas and Landfill Gas Removal Volumes  
 2020 Annual Monitoring Report  
 Coupeville Solid Waste Facility, Island County, Washington

Date Flow Recorded	Date Blower Hours Recorded	Actual Elapsed Blower Hours	Monthly Blower Hours	Flow (scfm)	Monthly Volume (ft <sup>3</sup> )	Landfill Gas Removal				Soil Gas/Vapor Removal				
						Accum. Volume (ft <sup>3</sup> )	Flow @ 50% CH <sub>4</sub> (scfm)	Monthly Volume @ 50% CH <sub>4</sub> (ft <sup>3</sup> )	Accum. Volume @ 50% CH <sub>4</sub> (ft <sup>3</sup> )	Actual Elapsed Blower Hours	Monthly Blower Hours	Flow (scfm)	Monthly Volume (ft <sup>3</sup> )	Accum. Volume (ft <sup>3</sup> )
	6/8/2010	57,035								68,997				
	6/15/2010	57,073								69,078				
	6/22/2010	57,115								69,162				
6/28/2010	6/28/2010	57,156	282	36.0	609,120	43,987,020	17.0	287,640	29,298,240	69,246	470	21.0	592,200	89,472,960
	7/6/2010	57,197								69,331				
	7/13/2010	57,235								69,323				
	7/20/2010	57,279								69,497				
	7/27/2010	57,320								69,581				
	8/3/2010	57,362								69,665				
8/11/2010	8/11/2010	57,410	254	39.0	594,360	44,581,380	24.0	365,760	29,664,000	69,761	515	28.0	865,200	90,338,160
	8/17/2010	57,441								69,835				
	8/25/2010	57,493								69,940				
	8/31/2010	57,520								70,001				
	9/7/2010	57,562								70,085				
	9/15/2010	57,610								70,185				
9/23/2010	9/21/2010	57,643	233	35.0	489,300	45,070,680	26.0	363,480	30,027,480	70,253	492	72.0	2,125,440	92,463,600
	9/28/2010	57,684								70,336				
	10/5/2010	57,720								70,422				
	10/12/2010	57,759								70,506				
	10/19/2010	57,798								70,588				
	10/26/2010	57,836								70,673				
	11/2/2010	57,878								70,757				
11/18/2010	11/9/2010	57,920	277	36.0	598,320	45,669,000	34.0	565,080	30,592,560	70,845	592	69.0	2,450,880	94,914,480
	11/16/2010													
	12/8/2010	58,059								71,178				
12/22/2010	12/14/2010	58,094	174	36.0	375,840	46,044,840	41.0	428,040	31,020,600	71,249	404	81.0	1,963,440	96,877,920
	1/4/2011	58,192								71,500				
	1/11/2011	58,228								71,585				
	1/18/2011	58,271								71,670				
	1/25/2011	58,311								71,756				
	2/1/2011	58,350								71,837				
2/9/2011	2/8/2011	58,386	292	65.0	1,138,800	47,183,640	47.4	830,623	31,851,223	71,920	671	102.0	1,787,040	98,664,960
	2/15/2011	58,419								72,004				
	2/22/2011	58,457								72,091				
	3/1/2011	58,487								72,173				
3/10/2011	3/8/2011	58,525	139	55.0	458,700	47,642,340	42.9	357,786	32,209,009	72,259	339	92.0	767,280	99,432,240
	3/15/2011	58,555								72,340				
	3/22/2011	58,593								72,422				
	3/29/2011	58,632								72,508				
	4/5/2011	58,690								72,593				
	4/12/2011	58,730								72,674				
	4/19/2011	58,772								72,760				
	4/26/2011	58,814								72,844				
5/4/2011	5/3/2011	58,855	330	56.0	1,108,800	48,751,140	50.7	1,004,573	33,213,582	72,926	667	86.0	1,702,800	101,135,040
	5/10/2011	58,898								73,012				
	5/17/2011	58,939								73,096				
	5/24/2011	58,978								73,180				
	5/31/2011	58,021								73,265				
	6/7/2011	59,061								73,346				
6/17/2011	6/15/2011	59,111	—	—	—	—	—	—	—	73,446	—	—	—	—
	6/22/2011	59,145								73,516				
	6/28/2011	59,186								73,591				
	7/5/2011	59,228								73,683				
	7/12/2011	59,262								73,767				
	7/19/2011	59,276								73,851				
	7/26/2011	59,282								73,934				
8/4/2011	8/2/2011	59,288	433	57.0	1,480,860	50,232,000	53.1	1,380,162	34,593,744	74,019	1093	84.0	2,182,320	103,317,360
	8/9/2011	59,328								74,103				
	8/16/2011	59,368								74,184				
	8/23/2011	59,407								74,267				
	8/31/2011	59,474								74,365				

Table 9. Soil Gas and Landfill Gas Removal Volumes  
 2020 Annual Monitoring Report  
 Coupeville Solid Waste Facility, Island County, Washington

Date Flow Recorded	Date Blower Hours Recorded	Actual Elapsed Blower Hours	Monthly Blower Hours	Flow (scfm)	Monthly Volume (ft <sup>3</sup> )	Landfill Gas Removal				Soil Gas/Vapor Removal				
						Accum. Volume (ft <sup>3</sup> )	Flow @ 50% CH4 (scfm)	Monthly Volume @ 50% CH4 (ft <sup>3</sup> )	Accum. Volume @ 50% CH4 (ft <sup>3</sup> )	Actual Elapsed Blower Hours	Monthly Blower Hours	Flow (scfm)	Monthly Volume (ft <sup>3</sup> )	Accum. Volume (ft <sup>3</sup> )
	9/5/2011	59,528								74,436				
	9/13/2011	59,571								74,520				
9/20/2011	9/22/2011	59,680	392	67.0	1,575,840	51,807,840	42.3	995,931	35,589,674	74,631	612	99.0	2,328,480	105,645,840
	9/27/2011	59,743								74,688				
	10/4/2011	59,818								74,772				
	10/11/2011	59,898								74,855				
	10/18/2011	59,957								74,940				
	10/25/2011	60,016								75,023				
11/3/2011	11/1/2011	60,127	447	54.0	1,448,280	53,256,120	32.9	883,451	36,473,125	75,108	477	62.0	1,662,840	107,308,680
	11/8/2011	60,256								75,193				
	11/16/2011	60,347								75,290				
	11/22/2011	60,382								75,361				
	12/6/2011	60,460								75,532				
	12/13/2011	60,497								75,614				
	12/20/2011	60,538								75,699				
12/29/2011	12/27/2011	60,562	435	54.0	1,409,400	54,665,520	39.7	1,037,318	37,510,444	75,787	679	78.0	2,035,800	109,344,480
	1/3/2012	60,599								75,865				
	1/10/2012	60,659								75,949				
	1/17/2012													
	1/24/2012	60,740								76,117				
	1/31/2012	60,781								76,201				
2/7/2012	2/7/2012	60,823	261	55.0	861,300	55,526,820	37.0	579,420	38,089,864	76,286	499	51.0	798,660	110,143,140
	2/14/2012	60,868								76,373				
	2/21/2012	60,906								76,453				
	2/28/2012	60,951								76,541				
	3/6/2012	60,990								76,621				
	3/13/2012	61,032								76,706				
	3/20/2012	61,073								76,789				
3/28/2012	3/27/2012	61,115	292	51.0	893,520	56,420,340	42.0	735,840	38,825,704	76,873	587	51.0	893,520	111,036,660
	4/3/2012	61,157								76,957				
	4/10/2012	61,234								77,040				
	4/17/2012	61,295								77,124				
	4/24/2012	61,338								77,209				
	5/1/2012	61,380								77,293				
5/9/2012	5/8/2012	61,439	324	46.0	894,240	57,314,580	29.0	563,760	39,389,464	77,376	503	51.0	991,440	112,028,100
	5/15/2012	61,534								77,462				
	5/22/2012	61,611								77,545				
	5/29/2012	61,672								77,628				
	6/5/2012	61,714								77,712				
	6/12/2012	61,756								77,796				
	6/19/2012	61,823								77,880				
6/27/2012	6/26/2012	61,864	425	81.0	2,065,500	59,380,080	75.0	1,912,500	41,301,964	77,964	588	37.0	943,500	112,971,600
	7/3/2012	61,907								78,046				
	7/10/2012	61,948								78,133				
	7/18/2012	61,996								78,229				
	7/24/2012	62,031								78,300				
	7/31/2012	62,073								78,385				
	8/7/2012	62,117								78,471				
8/9/2012	8/14/2012	62,157	293	74.0	1,300,920	60,681,000	65.0	1,142,700	42,444,664	78,553	589	52.0	914,160	113,885,760
	8/21/2012	62,201								78,640				
	8/28/2012	62,240								78,720				
	9/4/2012	62,284								78,807				
	9/11/2012	62,330								78,899				
	9/18/2012	62,366								78,973				
9/26/2012	9/25/2012	62,407	250	40.0	600,000	61,281,000	35.0	525,000	42,969,664	79,056	503	54.0	810,000	114,695,760
	10/2/2012	62,449								79,139				
	10/9/2012	62,491								79,225				
	10/16/2012	62,534								79,310				
	10/22/2012	62,575								79,393				
	11/6/2012	62,658								79,561				
11/6/2012	11/13/2012	62,703	296	45.0	799,200	62,080,200	43.0	763,680	43,733,344	79,649	593	69.0	1,225,440	115,921,200

Table 9. Soil Gas and Landfill Gas Removal Volumes  
 2020 Annual Monitoring Report  
 Coupeville Solid Waste Facility, Island County, Washington

Date Flow Recorded	Date Blower Hours Recorded	Actual Elapsed Blower Hours	Monthly Blower Hours	Flow (scfm)	Monthly Volume (ft <sup>3</sup> )	Landfill Gas Removal				Soil Gas/Vapor Removal				
						Accum. Volume (ft <sup>3</sup> )	Flow @ 50% CH4 (scfm)	Monthly Volume @ 50% CH4 (ft <sup>3</sup> )	Accum. Volume @ 50% CH4 (ft <sup>3</sup> )	Actual Elapsed Blower Hours	Monthly Blower Hours	Flow (scfm)	Monthly Volume (ft <sup>3</sup> )	Accum. Volume (ft <sup>3</sup> )
	11/20/2012	62,742								79,728				
	11/27/2012	62,781								79,814				
	12/4/2012	62,825								79,895				
	12/11/2012	62,866								79,979				
	12/18/2012	62,908								80,064				
12/20/2012	12/26/2012	62,956	253	84.0	1,275,120	63,355,320	71.0	1,077,780	44,811,124	80,160	346	67.0	1,017,060	116,938,260
	1/2/2013	62,998								80,244				
	1/8/2013	63,033								80,318				
	1/15/2013	63,065								80,394				
	1/22/2013	63,104								80,478				
1/30/2013	1/29/2013	63,148	192	21.0	241,920	63,597,240	13.4	154,829	44,965,952	80,564	404	14.0	161,280	117,099,540
	2/5/2013	63,184								80,646				
	2/12/2013	63,231								80,736				
	2/19/2013	63,268								80,815				
	2/26/2013	63,309								80,897				
	3/5/2013	63,347								80,976				
	3/12/2013	63,389								81,059				
	3/19/2013	63,431								81,143				
3/21/2013	3/26/2013	63,473	325	26.0	507,000	64,104,240	15.1	294,060	45,260,012	81,228	664	17.0	331,500	117,431,040
	4/2/2013	63,511								81,311				
	4/9/2013	63,556								81,395				
	4/16/2013	63,594								81,479				
	4/23/2013	63,633								81,569				
4/30/2013	4/30/2013	63,666	193	24.0	277,920	64,382,160	14.6	168,975	45,428,988	81,647	419	14.0	162,120	117,593,160
	5/7/2013	63,705								81,731				
	5/14/2013	63,744								81,815				
	5/21/2013	63,784								81,898				
	5/28/2013	63,818								81,980				
	6/4/2013	63,861								82,067				
	6/11/2013	63,901								82,149				
6/18/2013	6/18/2013	63,942	276	27.0	447,120	64,829,280	19.4	321,926	45,750,914	82,233	586	17.0	281,520	117,874,680
	6/25/2013	63,987								82,320				
	7/2/2013	64,028								82,405				
	7/9/2013	64,067								82,485				
	7/16/2013	64,125								82,569				
	7/23/2013	64,182								82,653				
	7/30/2013	64,225								82,738				
8/1/2013	8/6/2013	64,268	326	15.0	293,400	65,122,680	9.2	179,561	45,930,475	82,823	590	15.0	293,400	118,168,080
	8/13/2013	64,309								82,907				
	8/20/2013	64,349								82,989				
	8/27/2013	64,393								83,077				
	9/4/2013	64,470								83,159				
	9/10/2013	64,509								83,241				
	9/17/2013	64,553								83,327				
9/19/2013	9/24/2013	64,593	325	20.0	390,000	65,512,680	15.9	310,440	46,240,915	83,409	586	15.0	292,500	118,460,580
	10/1/2013	64,636								83,495				
	10/8/2013	64,677								83,578				
	10/15/2013	64,717								83,661				
	10/22/2013	64,762								83,749				
10/29/2013	10/29/2013	64,819	226	34.0	461,040	65,973,720	18.8	255,416	46,496,331	83,831	422	9.0	122,040	118,582,620
	11/5/2013	64,860								83,914				
	11/12/2013	64,890								83,998				
	11/26/2013	64,970								84,160				
	12/3/2013	65,012								84,250				
	12/10/2013	65,051								84,334				
	12/17/2013	65,096								84,422				
	12/24/2013	65,141								84,510				
12/17/2013	12/31/2013	65,243	424	39.0	992,160	66,965,880	23.2	591,327	47,087,658	84,585	754	12.0	305,280	118,887,900
	1/8/2014	65,289								84,672				
	1/14/2014	65,328								84,750				
	1/21/2014	65,368								84,833				

Table 9. Soil Gas and Landfill Gas Removal Volumes  
 2020 Annual Monitoring Report  
 Coupeville Solid Waste Facility, Island County, Washington

Date Flow Recorded	Date Blower Hours Recorded	Actual Elapsed Blower Hours	Monthly Blower Hours	Flow (scfm)	Monthly Volume (ft <sup>3</sup> )	Landfill Gas Removal				Soil Gas/Vapor Removal				
						Accum. Volume (ft <sup>3</sup> )	Flow @ 50% CH4 (scfm)	Monthly Volume @ 50% CH4 (ft <sup>3</sup> )	Accum. Volume @ 50% CH4 (ft <sup>3</sup> )	Actual Elapsed Blower Hours	Monthly Blower Hours	Flow (scfm)	Monthly Volume (ft <sup>3</sup> )	Accum. Volume (ft <sup>3</sup> )
	1/28/2014	35,048								84,916				
	2/4/2014	65,449								85,000				
2/13/2014	2/11/2014	65,478	235	27.0	380,700	67,346,580	16.1	226,897	47,314,556	85,084	499	11.0	155,100	119,043,000
	2/18/2014	65,515								85,164				
	2/25/2014	65,555								85,212				
	3/4/2014	65,598								85,300				
	3/11/2014	65,640								85,380				
	3/18/2014	65,663								85,465				
	3/25/2014	65,693								85,549				
	4/1/2014	65,718								85,630				
	4/8/2014	65,742								85,714				
	4/15/2014	65,769								85,800				
	4/22/2014	65,787								85,881				
	4/29/2014	65,803								85,966				
5/7/2014	5/6/2014	65,826	348	34.0	709,920	68,056,500	20.3	423,112	47,737,668	86,049	965	0.0	0	119,043,000
	5/20/2014	65,880								86,218				
	6/3/2014	65,974								86,391				
	6/10/2014	66,012								86,474				
6/18/2014	6/17/2014	66,052	226	14.0	189,840	68,246,340	8.3	113,145	47,850,813	86,556	507	0.0	0	119,043,000
	6/24/2014	66,092								86,638				
	7/1/2014	66,133								86,723				
	7/8/2014	66,174								86,806				
	7/16/2014	66,224								86,904				
	7/22/2014	66,257								86,973				
	7/29/2014	66,299								87,059				
8/5/2014	8/5/2014	66,340	288	30.1	520,128	68,766,468	17.9	309,996	48,160,809	87,141	585	0.0	0	119,043,000
	8/12/2014	66,382								87,225				
	8/19/2014	66,464								87,313				
	8/26/2014	66,507								87,393				
	9/2/2014	66,591								87,480				
	9/9/2014	66,547								87,562				
9/16/2014	9/16/2014	66,591	251	25.3	381,018	69,147,486	15.1	227,087	48,387,896	87,649	508	0.0	0	119,043,000
	9/23/2014	66,630								87,730				
	9/30/2014	66,669								87,813				
	10/7/2014	66,713								87,901				
	10/14/2014	66,749								87,984				
	10/21/2014	66,789								88,068				
10/29/2014	10/28/2014	66,830	239	23.4	335,556	69,483,042	13.9	199,991	48,587,887	88,150	501	0.0	0	119,043,000
	11/4/2014	66,892								88,236				
	11/18/2014	66,974								88,403				
	11/25/2014	67,016								88,487				
	12/2/2014	67,016								88,571				
	12/9/2014	67,093								88,655				
12/16/2014	12/16/2014	67,129	299	41.0	735,540	70,218,582	30.3	542,829	49,130,716	88,728	578	0.0	0	119,043,000
	12/23/2014	67,206								88,814				
	12/30/2014	67,247								88,899				
	1/6/2015	67,291								88,987				
	1/13/2015	67,329								89,065				
	1/20/2015	67,370								89,149				
	1/27/2015	67,485								89,234				
2/3/2015	2/3/2015	67,517	388	41.2	959,136	71,177,718	24.9	579,318	49,710,034	89,317	589	0.0	0	119,043,000
	2/10/2015	67,557								89,400				
	2/17/2015	67,598								89,485				
	2/24/2015	67,637								89,567				
	3/3/2015	67,667								89,650				
	3/10/2015	67,717								89,733				
3/18/2015	3/17/2015	67,758	241	45.5	657,930	71,835,648	24.7	356,598	50,066,632	89,824	507	21.4	650,988	119,693,988
	3/24/2015	67,790								89,904				
	3/31/2015	67,825								89,986				
	4/7/2015	67,861								90,069				
	4/14/2015	67,897								90,154				

Table 9. Soil Gas and Landfill Gas Removal Volumes  
 2020 Annual Monitoring Report  
 Coupeville Solid Waste Facility, Island County, Washington

Date Flow Recorded	Date Blower Hours Recorded	Actual Elapsed Blower Hours	Monthly Blower Hours	Flow (scfm)	Monthly Volume (ft <sup>3</sup> )	Landfill Gas Removal				Soil Gas/Vapor Removal				
						Accum. Volume (ft <sup>3</sup> )	Flow @ 50% CH4 (scfm)	Monthly Volume @ 50% CH4 (ft <sup>3</sup> )	Accum. Volume @ 50% CH4 (ft <sup>3</sup> )	Actual Elapsed Blower Hours	Monthly Blower Hours	Flow (scfm)	Monthly Volume (ft <sup>3</sup> )	Accum. Volume (ft <sup>3</sup> )
	4/21/2015	67,936								90,239				
4/29/2015	4/28/2015	67,975	217	44.0	572,880	72,408,528	24.1	313,938	50,380,570	90,323	499	13.4	401,196	120,095,184
	5/5/2015	68,014								90,407				
	5/12/2015	68,054								90,491				
	5/19/2015	68,095								90,576				
	5/26/2015	68,134								90,658				
	6/2/2015	68,170								90,744				
	6/9/2015	68,209								90,826				
6/16/2015	6/16/2015	68,250	275	41.9	691,350	73,099,878	24.0	395,452	50,776,022	90,909	586	17.6	618,816	120,714,000
	6/23/2015	68,377								90,995				
	6/30/2015	68,450								91,076				
	7/7/2015	68,513								91,162				
	7/14/2015	68,268								91,247				
	7/21/2015	68,589								91,329				
	7/28/2015	68,666								91,413				
8/4/2015	8/11/2015	68,831	581	43.9	1,530,354	74,630,232	20.5	713,145	51,489,167	91,586	677	0.0	0	120,714,000
	8/18/2015	68,893								91,666				
	8/25/2015	68,941								91,749				
	9/1/2015	69,033								91,832				
	9/8/2015	69,074								91,918				
9/15/2015	9/15/2015	69,145	314	42.3	796,932	75,427,164	21.3	401,654	51,890,821	91,997	411	16.7	411,822	121,125,822
	9/22/2015	69,199								92,086				
	9/29/2015	69,283								92,166				
	10/6/2015	69,344								92,253				
	10/13/2015	69,395								92,340				
	10/20/2015	69,395								92,418				
10/28/2015	10/27/2015	69,466	321	38.7	745,362	76,172,526	22.6	435,291	52,326,112	92,502	505	19.1	578,730	121,704,552
	11/3/2015	69,533								92,588				
	11/10/2015	69,553								92,672				
	11/17/2015	69,621								92,755				
	11/24/2015	69,674								92,839				
	12/1/2015	69,694								92,925				
12/10/2015	12/8/2015	69,759	293	40.4	710,232	76,882,758	25.5	448,867	52,774,979	93,010	508	5.3	161,544	121,866,096
	12/15/2015	69,809								93,093				
	12/22/2015	69,835								93,175				
	12/29/2015	69,871								93,259				
	12/30/2015	69,882								93,290				
	1/5/2016	69,879								93,344				
	1/12/2016	69,925								93,430				
	1/19/2016	69,957								93,518				
	1/26/2016	69,957								93,596				
2/3/2016	2/2/2016	70,020	261	0.0	0	76,882,758	0.0	0	52,774,979	93,680	670	0.0	0	121,866,096
	2/9/2016	70,085								93,760				
	2/16/2016	70,114								93,844				
	2/23/2016	70,155								93,929				
	3/1/2016	70,178								94,013				
	3/8/2016	70,221								94,096				
	3/15/2016	70,278								94,179				
3/23/2016	3/21/2016	70,312	292	0.0	0	76,882,758	0.0	0	52,774,979	94,262	582	0.0	0	121,866,096
	3/29/2016	70,363								94,346				
	4/5/2016	70,407								94,430				
	4/12/2016	70,408								94,515				
	4/19/2016	70,496								94,599				
	4/25/2016	70,533								94,681				
	5/3/2016	70,607								94,765				
5/12/2016	5/10/2016	70,657	345	50.0	1,035,000	77,917,758	22.2	459,540	53,234,519	94,852	590	18.0	637,200	122,503,296
	5/17/2016	70,699								94,888				
	5/24/2016	70,702								94,896				
	5/31/2016	70,702								94,986				
	6/7/2016	70,710								94,921				
	6/14/2016	70,728								94,949				

Table 9. Soil Gas and Landfill Gas Removal Volumes  
 2020 Annual Monitoring Report  
 Coupeville Solid Waste Facility, Island County, Washington

Date Flow Recorded	Date Blower Hours Recorded	Actual Elapsed Blower Hours	Monthly Blower Hours	Flow (scfm)	Monthly Volume (ft <sup>3</sup> )	Landfill Gas Removal				Soil Gas/Vapor Removal				
						Accum. Volume (ft <sup>3</sup> )	Flow @ 50% CH4 (scfm)	Monthly Volume @ 50% CH4 (ft <sup>3</sup> )	Accum. Volume @ 50% CH4 (ft <sup>3</sup> )	Actual Elapsed Blower Hours	Monthly Blower Hours	Flow (scfm)	Monthly Volume (ft <sup>3</sup> )	Accum. Volume (ft <sup>3</sup> )
	6/21/2016	70,741								94,987				
	6/28/2016	70,754								95,023				
	7/5/2016	70,754								95,062				
	7/12/2016	70,759								95,077				
7/25/2016	7/19/2016	70,761	104	51.0	318,240	78,235,998	46.9	292,781	53,527,300	95,080	228	0.0	0	122,503,296
	7/26/2016	70,773								95,102				
	8/2/2016	70,775								95,105				
	8/9/2016	70,775								95,105				
	8/16/2016	70,775								95,105				
	8/23/2016	70,775								95,105				
	8/30/2016	70,775								95,105				
	9/6/2016	70,775								95,105				
	9/12/2016	70,775								95,105				
	9/20/2016	70,775								95,105				
	9/27/2016	70,775								95,105				
	10/4/2016	70,775								95,105				
	10/11/2016	70,775								95,105				
	10/18/2016	70,775								95,105				
	11/1/2016	70,775								95,105				
	11/2/2016	70,775								95,105				
	11/3/2016	--								--				
	11/9/2016	70,791								95,133				
11/18/2016	11/15/2016	70,805	44	50.0	132,000	78,367,998	50.7	133,848	53,661,148	95,168	88	33.0	174,240	122,677,536
	11/22/2016	70,816								95,213				
	11/29/2016	70,836								95,253				
	12/6/2016	70,828								95,294				
	12/13/2016	70,836								95,339				
12/20/2016	12/20/2016	70,848	43	50.0	129,000	78,496,998	48.1	124,098	53,785,246	95,379	211	29.0	367,140	123,044,676
	12/27/2016	70,859								95,422				
	12/31/2016	70,865								95,440				
	1/3/2017	70,871								95,463				
	1/10/2017	70,874								95,506				
	1/17/2017	70,885								95,547				
2/1/2017	1/31/2017	70,891	43	32.0	82,560	78,579,558	29.1	74,964	53,860,210	95,583	204	19.6	239,904	123,284,580
	2/7/2017	70,914								95,672				
	2/14/2017	70,924								95,710				
	2/26/2017	70,930								95,756				
	2/28/2017	70,934								95,794				
	3/7/2017	70,944								95,836				
	3/14/2017	70,954								95,878				
	3/21/2017	70,962								95,924				
	3/28/2017	70,972								96,036				
	4/4/2017	70,980								96,201				
	4/11/2017	70,984								96,371				
	4/25/2017	71,002								96,708				
5/4/2017	5/2/2017	71,002	111	38.8	258,408	78,837,966	36.9	246,004	54,106,215	96,874	1,291	20.1	1,556,946	124,841,526
	5/9/2017	71,012								96,984				
	5/16/2017	71,023								97,001				
	5/23/2017	71,043								97,037				
	5/30/2017	71,053								97,085				
	6/6/2017	71,061								97,127				
	6/13/2017	71,069								91,163				
	6/20/2017	71,084								97,211				
	6/27/2017	71,094								97,247				
	5/16/2017	71,023								97,001				
	5/23/2017	71,043								97,037				
	5/30/2017	71,053								97,085				
	6/6/2017	71,061								97,127				
6/14/2017	6/13/2017	71,069	67	39.3	157,986	78,995,952	38.0	152,614	54,258,829	97,163	289	20.4	353,736	125,195,262
	6/20/2017	71,084								97,211				
	6/27/2017	71,094								97,247				

Table 9. Soil Gas and Landfill Gas Removal Volumes  
 2020 Annual Monitoring Report  
 Coupeville Solid Waste Facility, Island County, Washington

Date Flow Recorded	Date Blower Hours Recorded	Actual Elapsed Blower Hours	Monthly Blower Hours	Flow (scfm)	Monthly Volume (ft <sup>3</sup> )	Landfill Gas Removal				Soil Gas/Vapor Removal				
						Accum. Volume (ft <sup>3</sup> )	Flow @ 50% CH4 (scfm)	Monthly Volume @ 50% CH4 (ft <sup>3</sup> )	Accum. Volume @ 50% CH4 (ft <sup>3</sup> )	Actual Elapsed Blower Hours	Monthly Blower Hours	Flow (scfm)	Monthly Volume (ft <sup>3</sup> )	Accum. Volume (ft <sup>3</sup> )
	7/25/2017	71,135								97,421				
8/2/2017	8/1/2017	71,145	76	35.7	162,792	79,158,744	35.1	160,187	54,419,016	97,463	300	21.0	378,000	125,573,262
	8/9/2017	71,162								97,505				
	8/15/2017	71,174								97,541				
	8/22/2017	71,186								97,589				
	8/29/2017	71,198								97,627				
	9/5/2017	71,205								97,667				
	9/12/2017	71,215								97,709				
	9/19/2017	71,227								97,751				
9/27/2017	9/26/2017	71,235	90	30.3	163,620	79,322,364	29.9	161,657	54,580,673	97,797	334	18.9	378,756	125,952,018
	10/3/2017	71,271								97,841				
	10/10/2017	71,285								97,885				
	10/17/2017	71,291								97,923				
	10/24/2017	71,303								97,969				
	10/31/2017	71,315								98,012				
11/8/2017	11/7/2017	71,323	88	36.2	191,136	79,513,500	35.2	185,784	54,766,457	98,053	256	21.2	325,632	126,277,650
	11/14/2017	71,338								98,097				
	11/21/2017	71,350								98,139				
	11/28/2017	71,358								98,175				
	12/2/2017	71,368								98,218				
12/15/2017	12/12/2017	71,376	53	31.1	98,898	79,612,398	30.8	97,909	54,864,366	98,262	209	21.6	270,864	126,548,514
	12/19/2017	71,387								98,304				
	12/26/2017	71,395								98,345				
	1/2/2018	71,399								98,389				
	1/9/2018	71,409								98,429				
	1/16/2018	71,421								98,475				
	1/23/2018	71,431								98,516				
	1/30/2018	71,441								98,558				
2/8/2018	2/6/2018	71,450	74	39.0	173,349	79,785,747	42.2	187,564	55,051,930	98,598	336	23.5	474,414	127,022,928
	2/13/2018	71,468								98,647				
	2/20/2018	71,474								98,686				
	2/27/2018	71,482								98,731				
	3/6/2018	71,494								98,773				
	3/13/2018	71,502								98,809				
	3/20/2018	71,510								98,851				
3/28/2018	3/27/2018	71,518	68	41.3	168,470	79,954,217	40.8	166,448	55,218,378	98,893	295	25.4	449,456	127,472,384
	4/3/2018	71,521								98,903				
	4/10/2018	71,521								98,903				
	4/17/2018	71,527								98,934				
	4/24/2018	71,539								98,976				
	5/1/2018	71,551								99,013				
	5/8/2018	71,561								99,057				
5/16/2018	5/15/2018	71,569	51	41.2	126,218	80,080,435	46.7	142,879	55,361,257	99,096	203	30.2	367,452	127,839,836
	5/22/2018	71,577								99,142				
	5/29/2018	71,577								99,186				
	6/5/2018	71,587								99,229				
	6/12/2018	71,597								99,265				
	6/19/2018	71,607								99,313				
	6/26/2018	71,619								99,355				
7/5/2018	7/3/2018	71,631	62	42.9	159,686	80,240,121	46.8	174,058	55,535,315	99,393	297	29.8	531,803	128,371,639
	7/10/2018	71,646								99,393				
	7/17/2018	71,658								99,438				
	7/24/2018	71,670								99,483				
	7/31/2018	71,678								99,567				
	8/7/2018	71,688								99,603				
8/20/2018	8/14/2018	71,696	65	40.9	159,320	80,399,441	42.2	164,737	55,700,051	99,645	252	30.0	453,217	128,824,856
	8/21/2018	71,712								99,696				
	8/28/2018	71,722								99,736				
	9/4/2018	71,728								99,776				
9/17/2018	9/11/2018	71,738	42	48.5	122,157	80,521,598	52.2	131,441	55,831,492	99,816	171	30.2	309,560	129,134,416
	9/18/2018	71,750								99,865				

Table 9. Soil Gas and Landfill Gas Removal Volumes  
 2020 Annual Monitoring Report  
 Coupeville Solid Waste Facility, Island County, Washington

Date Flow Recorded	Date Blower Hours Recorded	Actual Elapsed Blower Hours	Monthly Blower Hours	Flow (scfm)	Monthly Volume (ft <sup>3</sup> )	Landfill Gas Removal				Soil Gas/Vapor Removal				
						Accum. Volume (ft <sup>3</sup> )	Flow @ 50% CH <sub>4</sub> (scfm)	Monthly Volume @ 50% CH <sub>4</sub> (ft <sup>3</sup> )	Accum. Volume @ 50% CH <sub>4</sub> (ft <sup>3</sup> )	Actual Elapsed Blower Hours	Monthly Blower Hours	Flow (scfm)	Monthly Volume (ft <sup>3</sup> )	Accum. Volume (ft <sup>3</sup> )
	9/26/2018	71,768								99,907				
	10/2/2018	71,776								99,943				
	10/9/2019	71,794								99,991				
	10/16/2018	71,812								100,031				
	10/23/2018	71,830								100,075				
	10/30/2018	71,848								100,116				
11/7/2018	11/6/2018	71,863	125	41.3	309,813	80,831,411	42.6	319,728	56,151,220	100,159	343	33.1	682,018	129,816,434
	11/13/2018	71,882								100,203				
	11/20/2018	71,899								100,242				
	11/27/2018	71,915								100,282				
12/10/2018	12/4/2018	71,933	70	43.9	184,402	81,015,814	43.6	183,296	56,334,516	100,328	169	37.7	382,242	130,198,676
	12/11/2018	71,949								100,366				
	12/18/2018	71,967								100,409				
	12/26/2018	71,989								100,458				
	1/2/2019	72,002								100,496				
	1/8/2019	72,017								100,533				
	1/15/2019	72,035								100,578				
	1/22/2019	72,053								100,618				
	1/29/2019	72,071								100,662				
	2/5/2019	72,083								100,702				
2/11/2019	2/12/2019	72,101	168	44.0	443,520	81,459,334	42.9	431,988	56,766,504	100,746	418	43.6	1,092,439	131,291,115
	2/19/2019	72,113								100,791				
	2/26/2019	72,131								100,828				
	3/5/2019	72,148								100,872				
	3/12/2019	72,164								100,911				
3/21/2019	3/19/2019	72,182	81	43.1	209,390	81,668,723	38.6	187,613	56,954,117	100,953	207	42.7	530,018	131,821,133
	3/26/2019	72,198								100,998				
	4/2/2019	72,214								101,038				
	4/9/2019	72,228								101,080				
	4/16/2019	72,246								101,122				
	4/23/2019	72,264								101,164				
5/1/2019	4/30/2019	72,280	98	43.4	255,330	81,924,053	39.4	231,839	57,185,957	101,208	255	61.6	942,850	132,763,983
	5/7/2019	72,299								101,253				
	5/14/2019	72,317								101,296				
	5/21/2019	72,331								101,335				
	5/28/2019	72,349								101,382				
	6/4/2019	72,367								101,419				
	6/11/2019	72,385								101,463				
6/20/2019	6/18/2019	72,403	123	41.6	307,274	82,231,327	37.7	278,390	57,464,347	101,503	295	64.8	1,146,397	133,910,380
	6/25/2019	72,424								101,549				
	7/4/2019	72,446								101,603				
	7/9/2019	72,458								101,633				
	7/16/2019	72,476								101,677				
7/24/2019	7/24/2019	72,501	98	41.9	246,415	82,477,742	38.8	228,181	57,692,527	101,730	227	68.8	937,365	134,847,745
	7/30/2019	72,514								101,761				
	8/6/2019	72,532								101,805				
	8/13/2019	72,550								101,845				
	8/20/2019	72,585								101,892				
	8/27/2019	72,501								101,933				
	9/3/2019	72,603								101,975				
	9/10/2019	72,621								102,013				
	9/17/2019	72,639								102,061				
9/26/2019	9/24/2019	72,657	156	42.1	393,594	82,871,337	38.5	360,532	58,053,060	102,099	369	69.0	1,528,557	136,376,302
	10/1/2019	72,680								102,144				
	10/8/2019	72,698								102,187				
	10/15/2019	72,716								102,223				
	10/22/2019	72,732								102,268				
10/28/2019	10/29/2019	72,752	95	42.3	241,331	83,112,668	37.8	215,268	58,268,328	102,309	210	66.1	832,610	137,208,912
	11/5/2019	72,770								102,351				
	11/12/2019	72,788								102,396				
	11/19/2019	72,805								102,437				

Table 9. Soil Gas and Landfill Gas Removal Volumes  
 2020 Annual Monitoring Report  
 Coupeville Solid Waste Facility, Island County, Washington

Date Flow Recorded	Date Blower Hours Recorded	Actual Elapsed Blower Hours	Monthly Blower Hours	Flow (scfm)	Monthly Volume (ft <sup>3</sup> )	Landfill Gas Removal				Soil Gas/Vapor Removal				
						Accum. Volume (ft <sup>3</sup> )	Flow @ 50% CH4 (scfm)	Monthly Volume @ 50% CH4 (ft <sup>3</sup> )	Accum. Volume @ 50% CH4 (ft <sup>3</sup> )	Actual Elapsed Blower Hours	Monthly Blower Hours	Flow (scfm)	Monthly Volume (ft <sup>3</sup> )	Accum. Volume (ft <sup>3</sup> )
	11/26/2019	72,823								102,477				
	12/3/2019	72,841								102,519				
	12/10/2019	72,859								102,561				
12/17/2019	12/17/2019	72,877	125	42.4	317,676	83,430,344	36.3	271,931	58,540,259	102,603	294	65.9	1,161,964	138,370,875
	12/26/2019	72,901								102,661				
	12/31/2019	72,909								102,693				
	1/7/2020	72,927								102,731				
	1/14/2020	72,945								102,777				
	1/21/2020	72,960								102,817				
	1/28/2020	72,978								102,859				
2/4/2020	2/4/2020	72,996	119	53.5	381,990	83,812,334	35.7	255,169	58,795,428	102,899	296	43.6	774,336	139,145,211
	2/11/2020	73,018								102,947				
	2/18/2020	73,036								102,990				
	2/25/2020	73,054								103,028				
	3/3/2020	73,072								103,071				
	3/10/2020	73,089								103,111				
	3/17/2020	73,107								103,153				
3/24/2020	3/24/2020	73,125	129	42.7	330,498	84,142,832	36.7	284,228	59,079,656	103,195	296	49.7	882,672	140,027,883
	3/31/2020	73,145								103,243				
	4/7/2020	73,163								103,285				
	4/14/2020	73,181								103,325				
	4/21/2020	73,199								103,371				
	4/28/2020	73,215								103,407				
	5/5/2020	73,233								103,451				
5/12/2020	5/12/2020	73,252	127	41.6	316,992	84,459,824	34.0	259,299	59,338,956	103,494	299	49	879,060	140,906,943
	5/19/2020	73,275								103,538				
	5/26/2020	73,285								103,580				
	6/2/2020	73,301								103,622				
	6/9/2020	73,319								103,668				
	6/16/2020	73,331								103,711				
	6/23/2020	73,345								103,748				
6/26/2020	6/30/2020	73,364	112	42.8	287,616	84,747,440	34.8	234,119	59,573,075	103,792	298	57	1,019,160	141,926,103
	7/7/2020	73,381								103,835				
	7/14/2020	73,399								103,876				
	7/21/2020	73,417								103,918				
	7/28/2020	73,435								103,965				
	8/3/2020	73,453								104,005				
	8/11/2020	73,471								104,044				
8/12/2020	8/18/2020	73,494	130	42.8	333,840	85,081,280	34.0	265,069	59,838,144	104,090	298	57.2	1,022,736	142,948,839
	8/25/2020	73,510								104,134				
	9/1/2020	73,528								104,176				
9/8/2020	9/8/2020	73,541	47	42.3	119,286	85,200,566	30.5	85,886	59,924,030	104,221	131	53.9	423,654	143,372,493
	9/17/2020	73,566								104,272				
	9/22/2020	73,578								104,301				
	9/29/2020	73,591								104,346				
	10/6/2020	73,609								104,391				
	10/13/2020	73,632								104,438				
	10/20/2020	73,645								104,475				
	10/27/2020	73,663								104,517				
11/5/2020	11/3/2020	73,680	139	43.4	361,956	85,562,522	36.0	300,423	60,224,453	104,553	332	55.1	1,097,592	144,470,085
	11/10/2020	73,707								104,602				
	11/17/2020	73,723								104,641				
	11/24/2020	73,741								104,680				
	12/1/2020	73,758								104,720				
12/8/2020	12/8/2020	73,777	97	43.2	251,424	85,813,946	32.7	190,579	60,415,033	104,762	209	56.6	709,764	145,179,849
	12/15/2020	73,802								104,805				
	12/22/2020	73,817								104,847				
	12/29/2020	73,835								104,890				

Total Hours 30,825  
 Avg hrs./day 5.67  
 Total Days Operational 5,439

Total Hours 55,696  
 Avg hrs./day 10.24



Table 10. LFG and SVE System Flow Rates  
 2020 Annual Monitoring Report  
 Coupeville Solid Waste Facility, Island County, Washington

Date	SVE System				LFG System				
	Methane (% vol.)	Carbon Dioxide (% vol.)	Oxygen (% vol.)	Flow (scfm)	Methane (% vol.)	Carbon Dioxide (% vol.)	Oxygen (% vol.)	Flow (scfm)	Flow @ 50% CH <sub>4</sub> (scfm)
1/13/2006	4.4	19.6	0.2	94.0	29.3	21.0	0.1	120.0	70.3
3/1/2006	4.0	18.5	1.3	85.0	30.5	19.7	0.6	87.0	53.1
4/3/2006	3.2	18.0	1.7	77.0	33.8	20.6	1.1	88.0	59.5
5/1/2006	2.6	15.2	4.3	81.0	27.8	19.1	1.1	82.0	45.6
6/5/2006	2.9	16.7	2.4	65.0	32.8	20.5	0.3	83.0	54.4
7/13/2006	2.9	16.3	2.8	81.0	32.1	21.1	0.5	53.0	34.0
8/18/2006	2.7	15.8	3.0	81.0	29.1	20.8	0.5	73.0	42.5
9/14/2006	2.8	15.9	3.1	87.0	32.2	21.8	0.4	62.0	39.9
10/19/2006	2.8	16.0	3.3	93.0	33.3	21.3	0.4	63.0	42.0
12/4/2006	3.0	16.1	3.3	93.0	34.0	21.0	0.7	75.0	51.0
1/15/2007	2.8	16.0	3.0	90.0	33.6	20.0	0.6	49.0	32.9
2/23/2007	1.8	10.0	10.0	88.0	33.2	19.3	1.0	86.0	57.1
3/23/2007	3.2	15.6	3.4	84.0	37.9	25.0	0.0	86.0	65.2
5/1/2007	2.8	15.3	3.5	86.0	34.3	20.1	0.1	58.0	39.8
5/17/2007	2.9	14.9	3.6	86.0	33.7	20.3	0.2	56.0	37.7
6/14/2007	2.9	14.9	3.9	84.0	32.8	21.6	0.4	67.0	44.0
7/19/2007	2.9	14.5	3.9	80.0	36.5	22.2	0.5	N/M	
8/8/2007	2.9	14.4	4.5	87.0	32.6	20.9	2.7	46.0	30.0
9/7/2007	3.0	14.8	4.1	86.0	34.3	21.3	2.6	42.0	28.8
10/26/2007	3.2	15.0	4.0	94.0	34.5	19.5	4.0	44.0	30.4
11/26/2007	3.2	15.6	3.8	92.0	40.1	19.1	3.6	45.0	36.1
12/12/2007	3.3	15.3	3.6	91.0	41.8	20.0	2.5	85.0	71.1
1/30/2008	3.0	14.7	3.9	91.0	45.4	20.3	0.3	47.0	42.7
2/27/2008	2.9	14.7	4.2	91.0	29.8	18.4	0.9	59.0	35.2
3/18/2008	3.4	12.2	4.5	87.0	32.3	17.2	1.0	43.0	27.8
3/19/2008	3.5	14.5	3.9	81.0	46.5	19.4	0.0	39.0	36.3
8/26/2008	2.4	11.9	6.5	86.0	27.5	20.3	0.7	45.0	24.8
9/24/2008	2.7	12.6	6.2	90.0	29.0	21.3	0.3	45.0	26.1
10/29/2008	2.5	12.4	6.6	87.0	39.6	20.5	0.4	35.0	27.7
11/25/2008	2.8	12.8	6.2	88.0	34.3	19.6	0.2	34.0	23.3
12/30/2008	2.8	13.0	6.0	89.0	36.9	17.7	0.0	24.0	17.7
1/28/2009	2.4	12.8	11.4	86.0	39.0	19.5	0.0	31.0	24.2
2/24/2009	2.7	14.1	4.5	86.0	42.7	19.4	0.0	37.0	31.6
3/23/2009	2.7	14.4	4.4	87.0	39.8	19.6	0.0	38.0	30.2
4/20/2009	2.5	12.4	5.4	86.0	32.0	17.6	1.3	37.0	23.7
5/18/2009	2.0	12.7	5.8	84.0	33.9	18.3	0.6	36.0	24.4
6/25/2009	2.2	13.3	5.6	84.0	29.4	22.0	0.9	38.0	22.3
7/16/2009	2.5	14.3	4.4	83.0	31.7	21.5	0.9	41.0	26.0
8/26/2009	2.0	12.4	5.4	82.0	32.0	21.0	0.2	35.0	22.4
9/22/2009	3.8	15.2	0.5	67.0	42.0	21.5	0.0	37.0	31.1
11/23/2009	3.4	14.7	2.5	67.0	29.4	18.4	0.9	38.0	22.3
12/28/2009	8.9	14.1	3.7	82.0	30.3	17.5	1.8	38.0	23.0
2/10/2010	8.9	14.1	4.2	49.0	30.9	18.2	0.5	37.0	22.9
3/26/2010	0.0	8.1	3.8	53.0	4.0	8.9	1.6	39.0	3.1
5/21/2010	16.2	17.4	0.2	62.0	4.6	3.5	15.4	6.0	0.6
6/28/2010	12.8	17.7	0.9	21.0	24.0	18.7	0.6	36.0	17.3

Table 10. LFG and SVE System Flow Rates  
 2020 Annual Monitoring Report  
 Coupeville Solid Waste Facility, Island County, Washington

Date	SVE System				LFG System				
	Methane (% vol.)	Carbon Dioxide (% vol.)	Oxygen (% vol.)	Flow (scfm)	Methane (% vol.)	Carbon Dioxide (% vol.)	Oxygen (% vol.)	Flow (scfm)	Flow @ 50% CH <sub>4</sub> (scfm)
8/11/2010	14.1	16.1	2.2	28.0	30.3	19.2	0.4	39.0	23.6
9/23/2010	4.5	22.7	3.0	72.0	36.8	35.6	0.0	35.0	25.8
11/18/2010	2.1	16.0	4.6	69.0	46.6	24.2	0.0	36.0	33.6
12/22/2010	2.0	12.8	6.1	81.0	56.7	24.0	0.5	36.0	40.8
2/9/2011	1.5	13.5	7.6	102.0	43.1	16.8	0.7	55.0	47.4
3/10/2011	1.8	11.7	7.9	92.0	39.0	16.8	2.5	55.0	42.9
5/4/2011	3.6	13.5	5.8	86.0	45.3	19.2	1.3	56.0	50.7
8/4/2011	5.2	14.6	4.2	84.0	46.6	24.5	0.1	57.0	53.1
9/20/2011	4.3	12.5	6.3	99.0	31.6	17.1	5.2	67.0	42.3
11/3/2011	2.3	14.4	4.5	62.0	30.5	18.4	0.0	54.0	32.9
12/29/2011	5.6	13.6	4.0	78.0	36.8	18.4	0.7	54.0	39.7
2/7/2012	5.4	12.3	3.4	51.0	34.1	17.0	0.5	55.0	37.5
3/28/2012	35.7	14.9	1.2	51.0	0.3	4.0	20.4	51.0	0.3
5/9/2012	30.4	17.0	0.0	51.0	3.2	13.6	2.9	46.0	2.9
6/27/2012	1.0	14.4	4.0	37.0	30.3	18.5	0.1	81.0	49.1
8/9/2012	4.1	14.1	4.2	52.0	31.7	19.4	1.4	74.0	46.9
9/26/2012	2.9	9.2	10.1	54.0	31.9	18.3	4.2	40.0	25.5
11/8/2012	1.5	7.8	11.9	69.0	36.2	20.8	0.9	45.0	32.6
12/20/2012	2.8	11.9	7.9	67.0	37.8	20.1	1.0	84.0	63.5
1/30/2013	2.9	11.9	6.8	14.0	32.0	17.4	1.7	21.0	13.4
3/21/2013	2.5	12.3	7.3	17.0	29.0	18.3	1.2	26.0	15.1
4/30/2013	2.9	12.1	7.1	14.0	30.4	17.6	1.4	24.0	14.6
6/18/2013	2.7	11.5	6.9	17.0	36.0	19.3	0.9	27.0	19.4
8/1/2013	2.4	10.5	8.7	15.0	30.6	18.2	3.6	15.0	9.2
9/19/2013	1.9	8.2	11.6	15.0	39.8	22.3	0.3	20.0	15.9
10/29/2013	1.9	8.0	11.4	9.0	27.7	15.7	5.3	34.0	18.8
12/17/2013	2.3	10.1	9.5	12.0	29.8	16.0	4.0	39.0	23.2
2/13/2014	19.8	14.4	5.3	16.0	29.3	16.1	1.0	32.0	18.8
5/7/2014	N/M	N/M	N/M	N/M	33.9	17.7	1.3	54.0	36.6
6/18/2014	N/M	N/M	N/M	N/M	37.8	19.2	0.0	46.0	34.8
8/5/2014	N/M	N/M	N/M	N/M	32.5	19.3	1.7	41.4	26.9
9/16/2014	N/M	N/M	N/M	N/M	36.3	20.4	1.5	43.8	31.8
10/29/2014	N/M	N/M	N/M	N/M	33.4	19.2	1.7	41.3	27.6
12/16/2014	N/M	N/M	N/M	N/M	36.9	18.7	1.1	41.0	30.3
2/3/2015	N/M	N/M	N/M	N/M	30.2	17.2	1.6	41.2	24.9
3/18/2015	0.1	0.5	21.1	21.4	27.1	16.5	1.6	45.5	24.7
4/29/2015	9.4	10.1	8.5	13.4	27.4	17.1	0.9	44.0	24.1
6/16/2015	0.0	0.3	20.2	17.6	28.6	18.7	1.3	41.9	24.0
8/4/2015	0.1	0.6	19.8	0.0	23.3	16.9	3.1	43.9	20.5
9/15/2015	4.1	3.7	17.3	16.7	25.2	15.2	6.8	42.3	21.3
10/28/2015	0.0	0.5	20.3	19.1	29.2	19.2	0.5	38.7	22.6
12/10/2015	0.0	0.2	21.0	5.3	31.6	15.9	3.5	40.4	25.5
2/3/2016	0.0	0.6	20.5	0.0	24.6	14.1	3.8	0.0	0.0
3/23/2016	11.1	15.7	1.3	0.0	26.9	16.8	0.7	0.0	0.0
5/12/2016	24.5	15.9	1.4	18.0	22.2	13.5	2.9	50.0	22.2
7/25/2016	21.1	16.3	0.1	0.0	46.0	21.5	0.0	51.0	46.9

Table 10. LFG and SVE System Flow Rates  
 2020 Annual Monitoring Report  
 Coupeville Solid Waste Facility, Island County, Washington

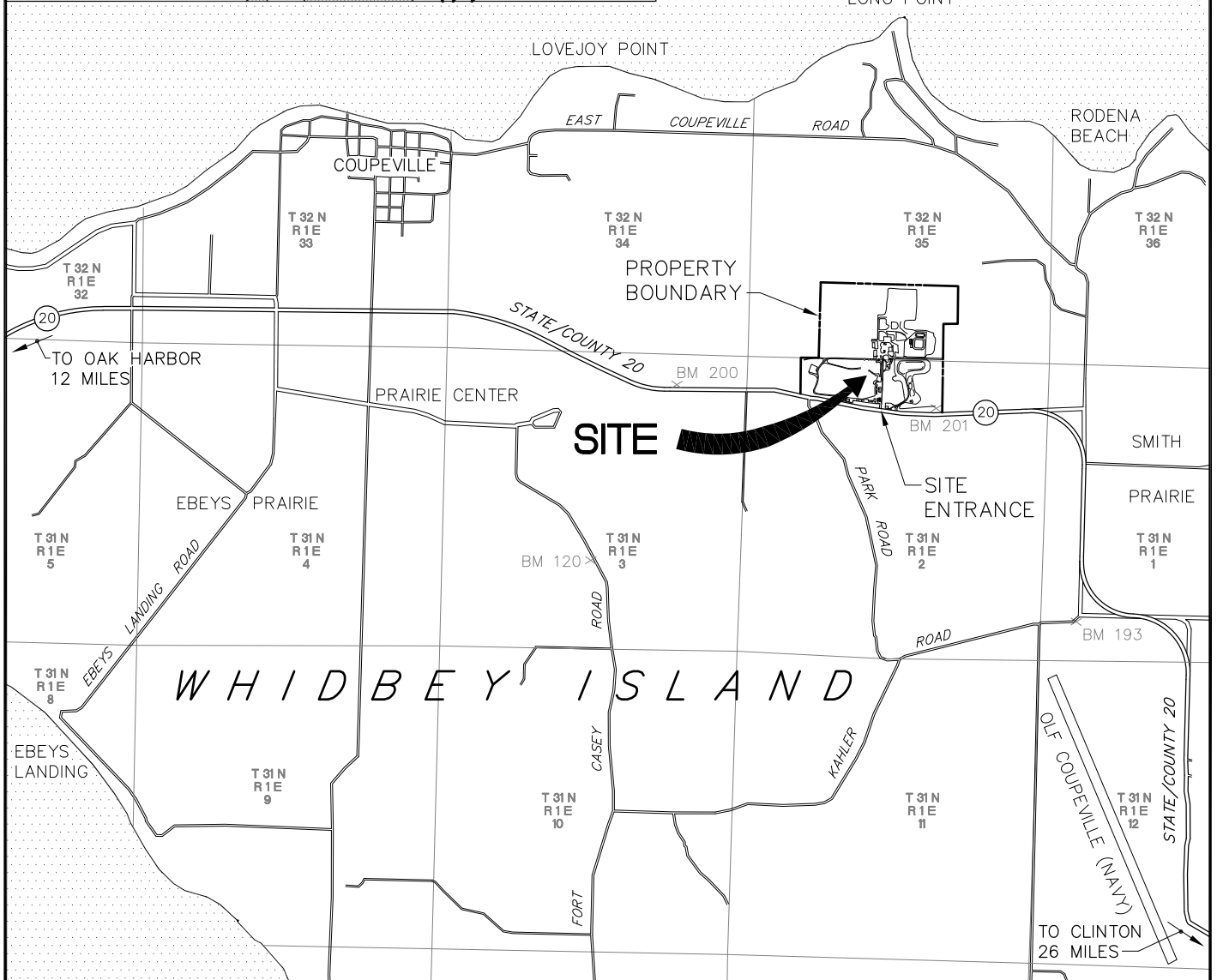

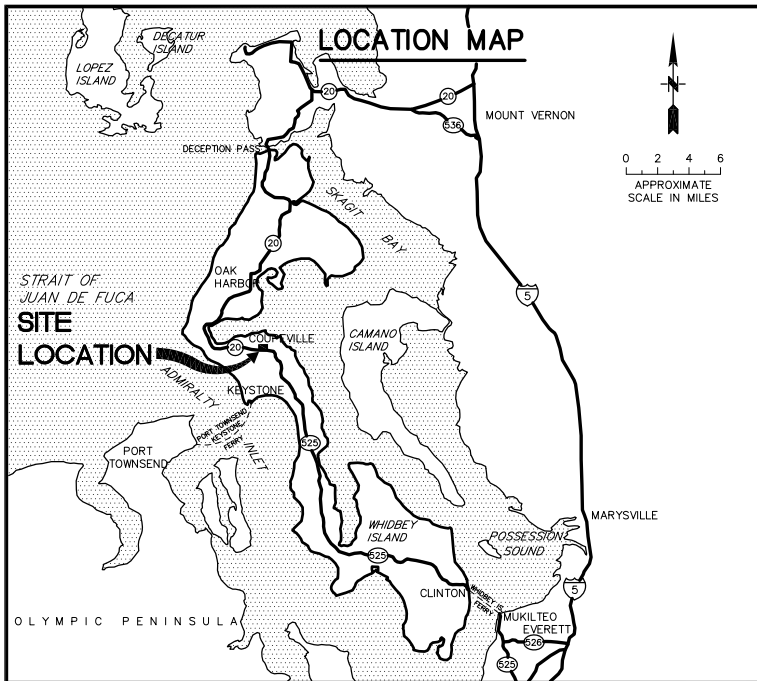
Date	SVE System				LFG System				
	Methane (% vol.)	Carbon Dioxide (% vol.)	Oxygen (% vol.)	Flow (scfm)	Methane (% vol.)	Carbon Dioxide (% vol.)	Oxygen (% vol.)	Flow (scfm)	Flow @ 50% CH <sub>4</sub> (scfm)
11/18/2016	1.4	15.0	0.9	33.0	50.7	21.2	0.2	50.0	50.7
12/20/2016	0.8	12.3	4.3	29.0	48.1	19.9	0.0	50.0	48.1
2/1/2017	13.8	12.4	1.7	19.6	45.4	17.8	2.2	32.0	29.1
5/4/2017	2.8	13.7	0.9	20.1	47.6	17.6	0.3	38.8	36.9
6/14/2017	3.6	12.5	3.8	20.4	48.3	18.1	1.1	39.3	38.0
8/2/2017	4.3	12.5	2.6	21.0	49.2	18.7	1.6	35.7	35.1
9/27/2017	0.9	3.6	15.8	18.9	49.4	20.3	1.9	30.3	29.9
11/8/2017	0.0	1.8	20.1	21.2	48.6	21.3	0.1	36.2	35.2
12/15/2017	2.7	14.9	1.2	21.6	49.5	20.7	0.1	31.1	30.8
2/8/2018	3.3	14.6	1.1	23.5	54.1	18.1	0.0	39.0	42.2
3/28/2018	2.8	14.1	2.9	25.4	49.4	18.4	0.0	41.3	40.8
5/16/2018	0.6	6.8	10.7	30.2	56.6	17.6	0.3	41.2	46.7
7/5/2018	3.3	14.2	1.1	29.8	54.5	19.8	0.1	42.9	46.8
8/20/2018	4.1	13.3	2.4	30.0	51.7	21.6	0.6	40.9	42.2
9/17/2018	2.5	11.8	3.2	30.2	53.8	21.1	0.8	48.5	52.2
11/7/2018	3.3	14.1	1.9	33.1	51.6	19.9	0.5	41.3	42.6
12/10/2018	1.7	12.3	3.3	37.7	49.7	18.0	0.0	43.9	43.6
2/11/2019	4.0	15.0	0.9	43.6	48.7	17.5	0.0	44.0	42.9
3/21/2019	3.6	14.3	1.0	42.7	44.8	16.0	0.0	43.1	38.6
5/1/2019	4.1	14.2	1.8	61.6	45.4	17.7	0.6	43.4	39.4
6/20/2019	3.8	13.9	2.1	64.8	45.3	18.7	0.5	41.6	37.7
7/24/2019	3.2	13.6	2.6	68.8	46.3	19.9	0.2	41.9	38.8
9/26/2019	5.2	13.1	2.4	69.0	45.8	19.2	1.5	42.1	38.5
10/28/2019	3.1	13.3	3.8	66.1	44.6	18.8	1.6	42.3	37.8
12/17/2019	5.0	17.6	0.8	65.9	42.8	19.8	1.2	42.4	36.3
2/4/2020	2.9	14.5	2.5	43.6	33.4	15.5	2.6	53.5	35.7
3/24/2020	7.0	12.6	2.9	49.7	43.0	16.7	1.0	42.7	36.7
5/12/2020	4.5	14.4	2.2	49.0	40.9	17.8	0.0	41.6	34.0
6/26/2020	5.3	12.1	2.7	57.0	40.7	17.5	0.7	42.8	34.8
8/12/2020	4.7	12.9	3.0	57.2	39.7	18.4	0.9	42.8	34.0
9/8/2020	4.0	9.8	6.1	53.9	36.0	17.0	3.0	42.3	30.5
11/5/2020	3.9	13.9	2.4	55.1	41.5	19.9	0.0	43.4	36.0
12/8/2020	3.2	15.9	0.8	56.6	37.9	18.3	0.1	43.2	32.7

N/M - Not measured



## Figures



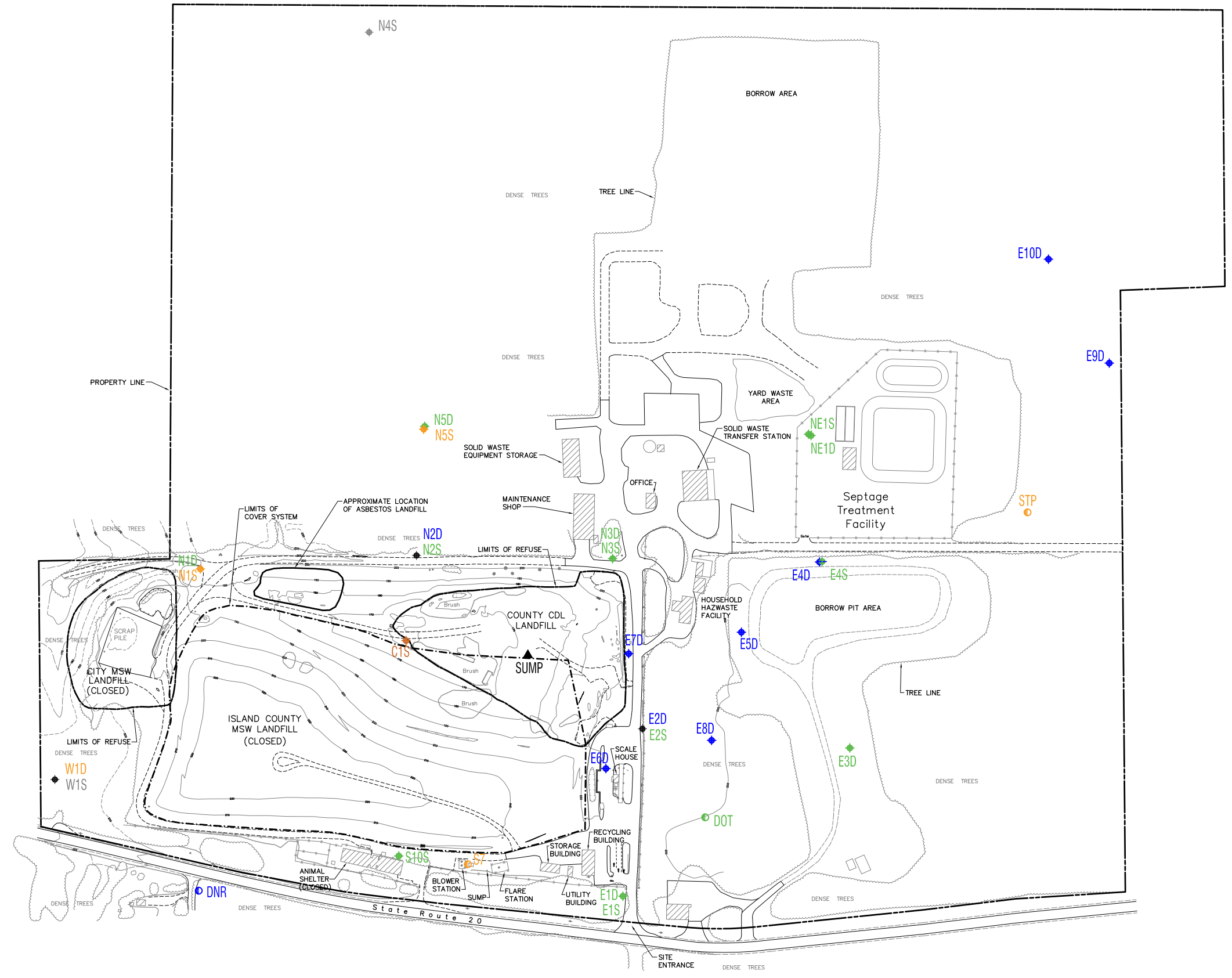


<b>SCS ENGINEERS</b> Environmental Consultants and Contractors 2405 140th Avenue NE, Suite 107 Bellevue, Washington 98005 (425) 746-4600 FAX: (425) 746-6747	PROJECT NO. 04207033.13	DES BY L.E.L.	<b>SITE LOCATION MAP</b> 2020 ANNUAL ENVIRONMENTAL MONITORING DATA REPORT ISLAND COUNTY COUPEVILLE SOLID WASTE FACILITY COUPEVILLE, WASHINGTON	DATE JANUARY 2021
	SCALE AS SHOWN	CHK BY D.V.		FIGURE 1
	CAD FILE FIGURE 1	APP BY G.H.		

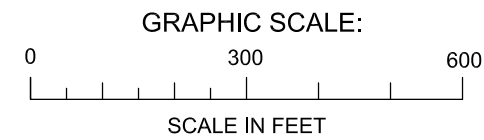
**NOTES:**  
 THE SITE TOPOGRAPHIC BASE MAP WAS CREATED BY AERIAL PHOTOGRAMMETRY. BASE MAP PREPARED BY OTHERS. DATE OF PHOTOGRAPH 12-OCT-02.

**HORIZONTAL DATUM**  
 HORIZONTAL CONTROL IS BASED ON ASSUMED COORDINATE SYSTEM WITH POINT OF BEGINNING AT USGS BENCH MARK (BM 000).

**VERTICAL DATUM**  
 VERTICAL CONTROL IS BASED ON THE NATIONAL GEODETIC VERTICAL DATUM.



LEGEND	
	Groundwater Monitoring Well
	Pumping Well
	Location of Sump
	Well Location Sampled during Each Quarterly Event
	Well Location only Sampled during Q2 and Q4 Events
	Well Location only Sampled during the Two Year Event
	Well Location Not Sampled



OFFSITE WELL PAIR S11S/D IS LOCATED APPROXIMATELY 650 FT SOUTH OF ROUTE 20

OFFSITE WELL PAIR SES/D IS LOCATED APPROXIMATELY 500 FT SOUTH OF ROUTE 20

**SCS ENGINEERS**  
 Environmental Consultants and Contractors  
 2405 140th Avenue NE, Suite 107  
 Bellevue, Washington 98005  
 (425) 746-4600 FAX: (425) 746-6747

2020 ANNUAL ENVIRONMENTAL MONITORING DATA REPORT  
 ISLAND COUNTY COUPEVILLE SOLID WASTE FACILITY  
 COUPEVILLE, WASHINGTON

PROJECT NO.	04207033.13	DES BY	L.E.L.
SCALE	AS SHOWN	CHK BY	D.V.
CAD FILE	Figure 2	APP BY	G.H.

GROUNDWATER MONITORING WELL NETWORK	
-------------------------------------	--

DATE	JANUARY 2021
FIGURE	2

DATE  
 JANUARY 2021  
 FIGURE  
 2

Figure 3. Groundwater Elevation Time Series - Aquifer 1  
 2020 Annual Monitoring Report  
 Coupeville Solid Waste Facility, Island County, Washington

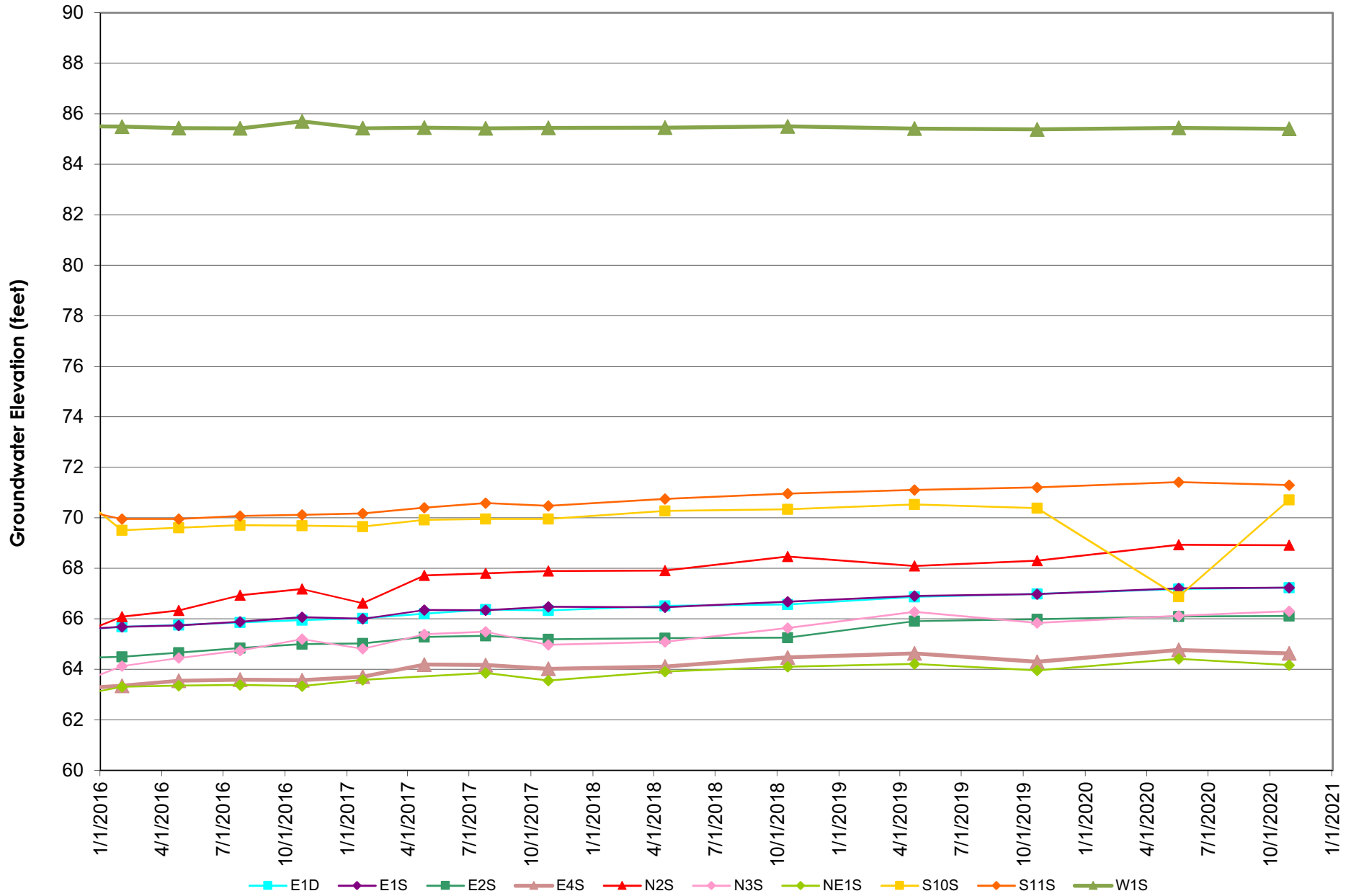
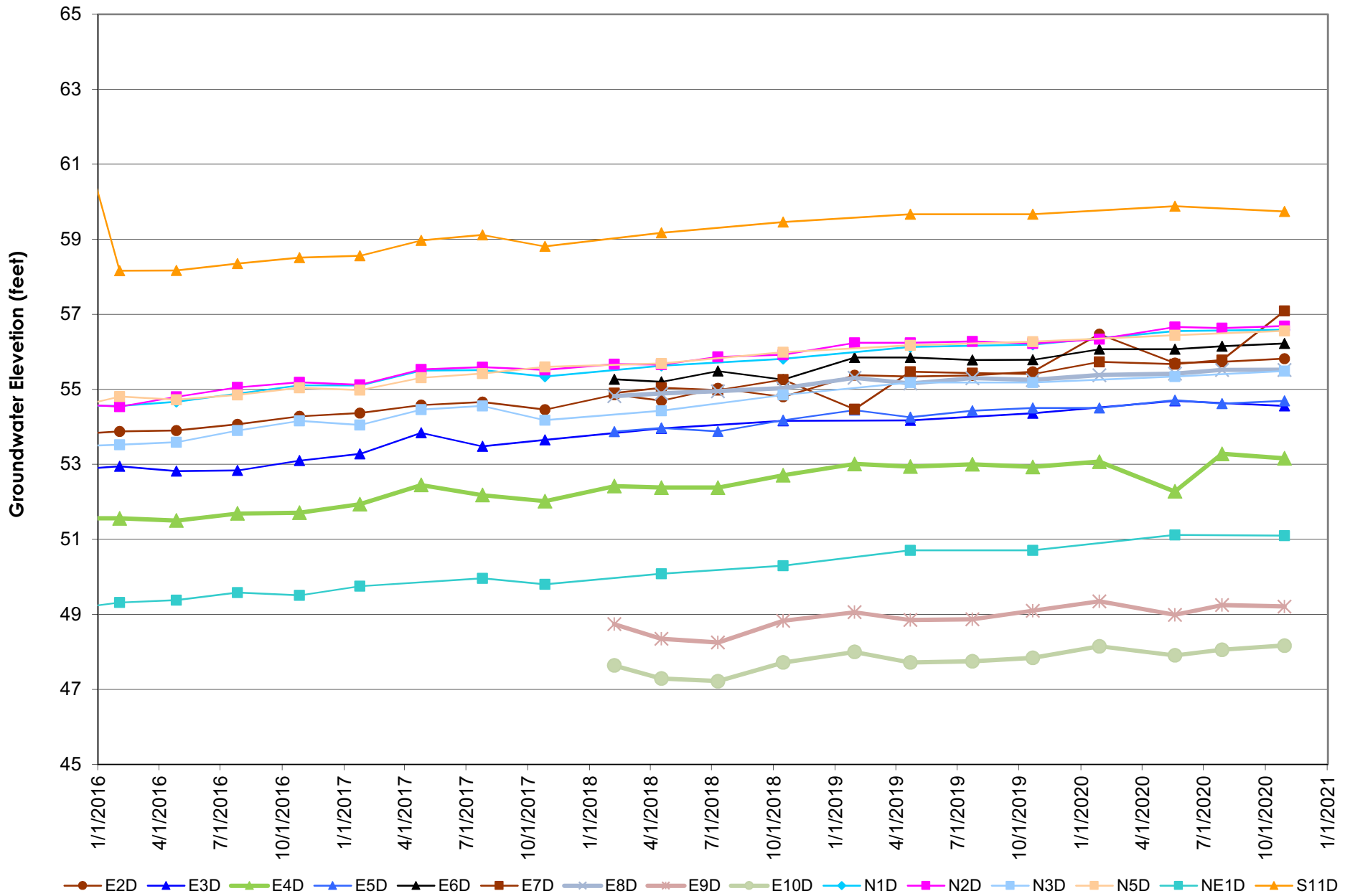
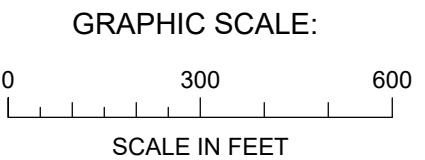
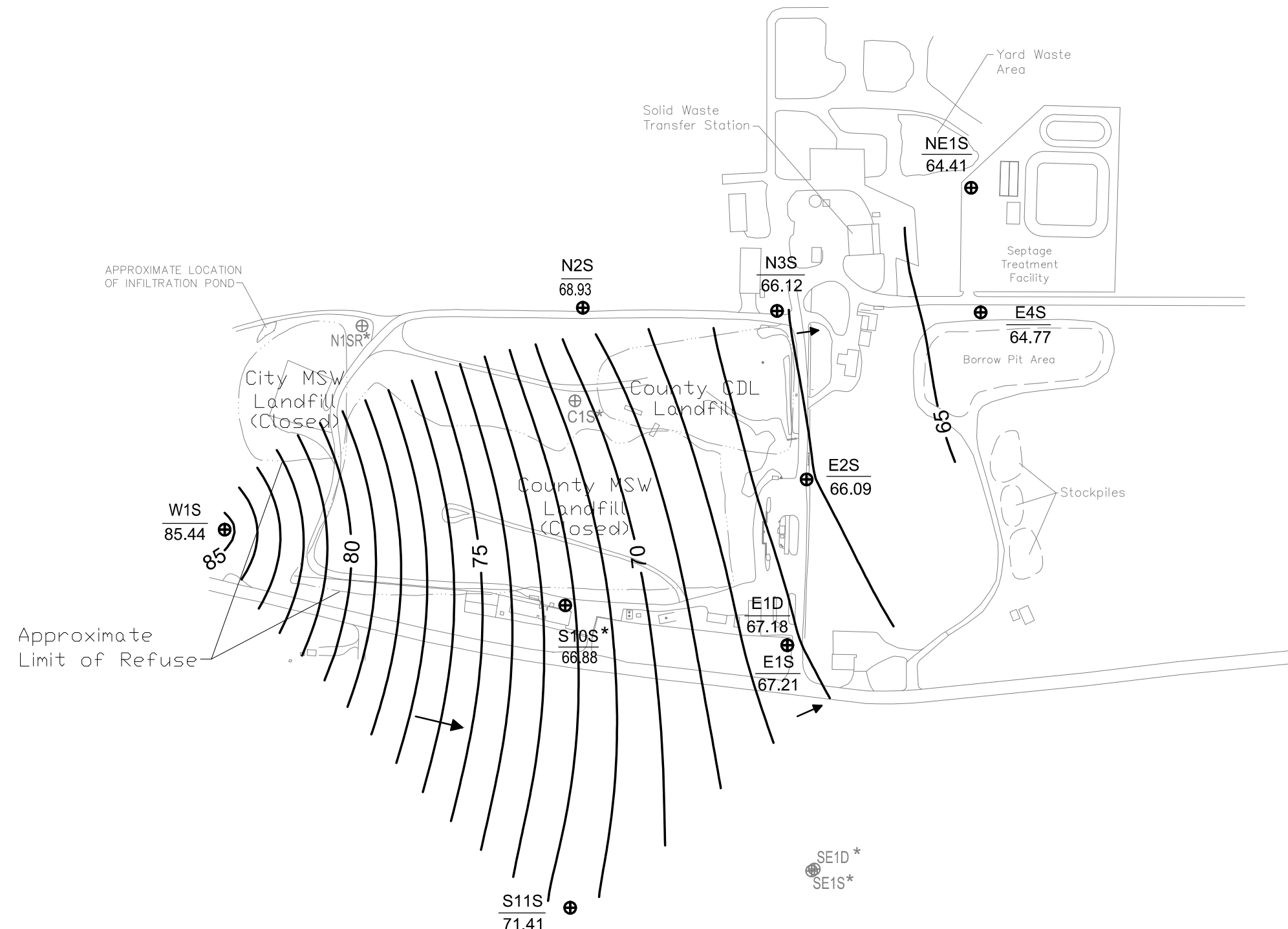
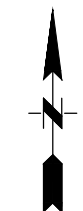


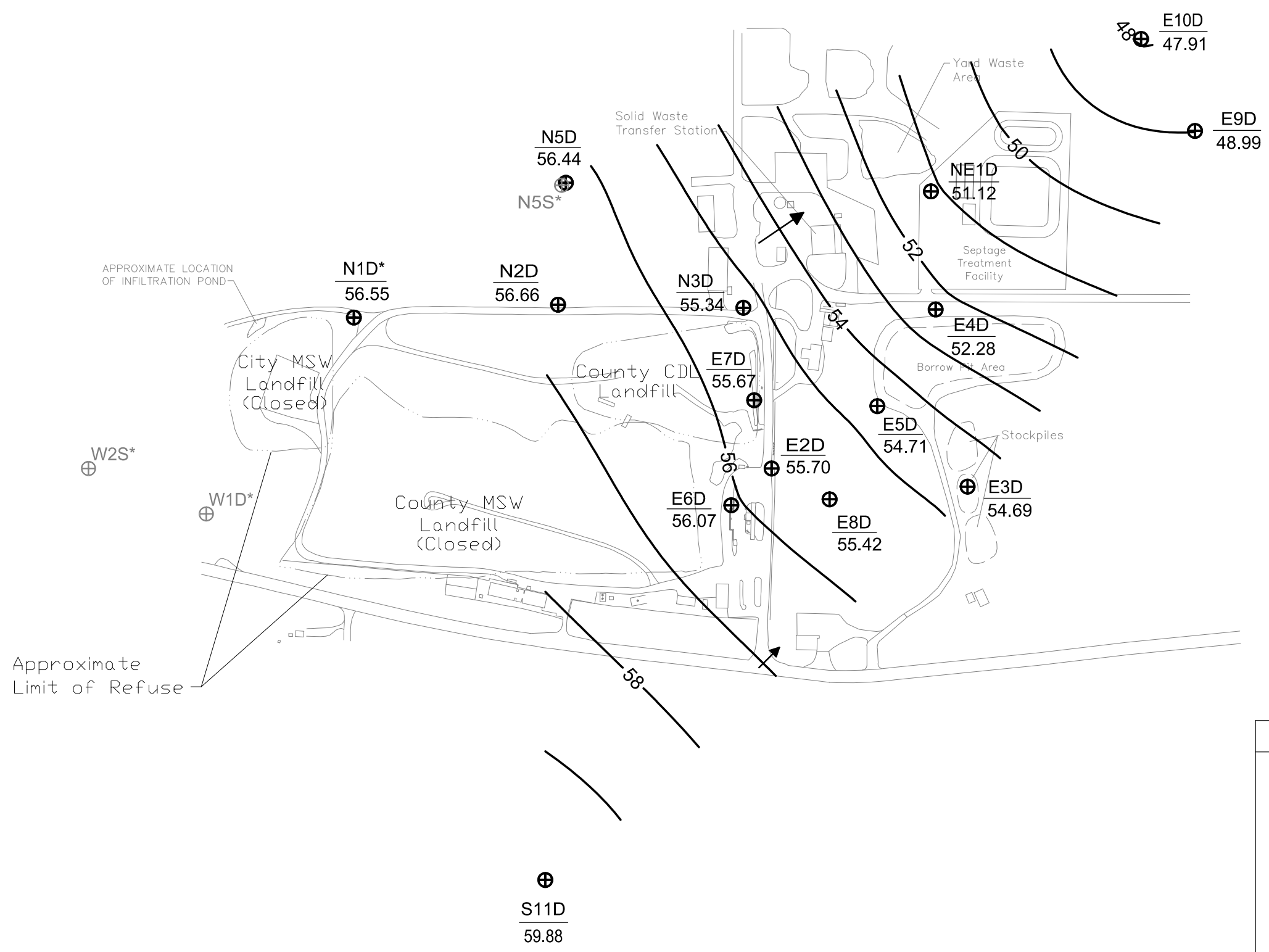
Figure 4. Groundwater Elevation Time Series - Aquifer 2  
 2020 Annual Monitoring Report  
 Coupeville Solid Waste Facility, Island County, Washington





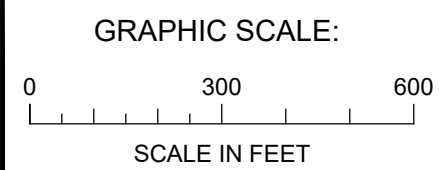
Note: Water Level at S10S and two year wells were not used to make contours.

LEGEND	
$\frac{E2S}{66.09}$	Well Name Groundwater Elevation
$\oplus$	Groundwater Monitoring Well
$\oplus$	Two-Year Monitoring Well
$\leftarrow$	Groundwater Flow Direction
*	Not used in contouring



LEGEND	
$\frac{E3D}{54.69}$	Well Name Groundwater Elevation
$\oplus$	Groundwater Monitoring Well
$\oplus$	Two-Year Monitoring Well
$\leftarrow$	Groundwater Flow Direction
*	Not used in contouring

Note: Water Level at N1D and the two year wells were not used to make contours.



**SCS ENGINEERS**  
 Environmental Consultants and Contractors  
 2405 140th Avenue NE, Suite 107  
 Bellevue, Washington 98005  
 (425) 746-4600 FAX: (503) 684-6948

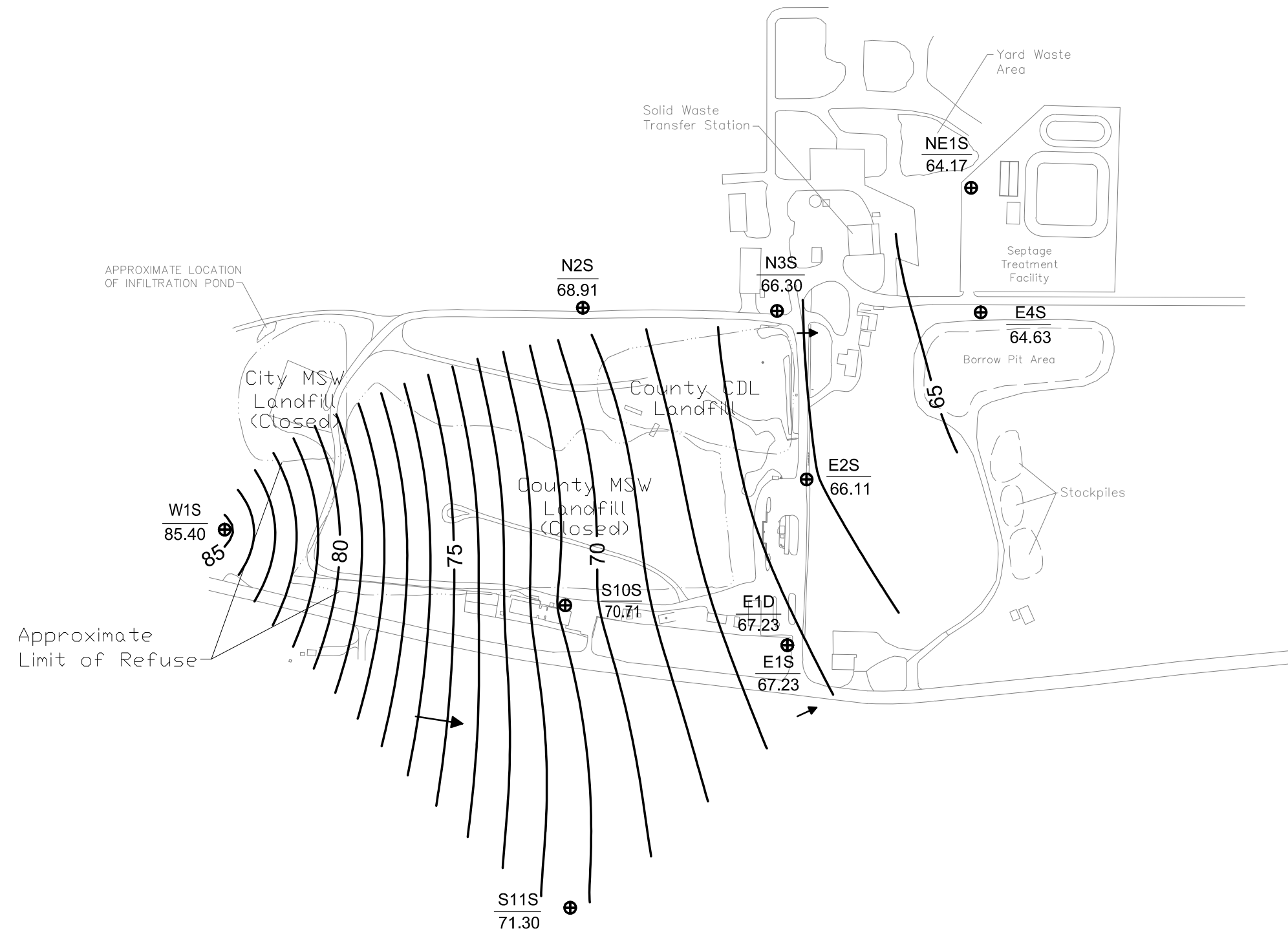
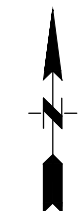
2020 ANNUAL ENVIRONMENTAL  
 MONITORING DATA REPORT  
 ISLAND COUNTY COUPEVILLE SOLID WASTE FACILITY  
 COUPEVILLE, WASHINGTON

PROJECT NO. 04207033.13  
 SCALE 1" = 300'  
 CAD FILE Figure 5B


DES BY S.G.  
 CHK BY D.V.  
 APP BY G.H.

MAY 2020  
 AQUIFER 2 GROUNDWATER ELEVATION MAP

DATE JANUARY 2021  
 FIGURE 5B



GRAPHIC SCALE:



SCALE IN FEET

LEGEND	
$\frac{E2S}{66.11}$	Well Name Groundwater Elevation
$\oplus$	Groundwater Monitoring Well
$\leftarrow$	Groundwater Flow Direction
*	Not used in contouring

**SCS ENGINEERS**  
 Environmental Consultants and Contractors  
 2405 140th Avenue NE, Suite 107  
 Bellevue, Washington 98005  
 (425) 746-4600 FAX: (503) 684-6948

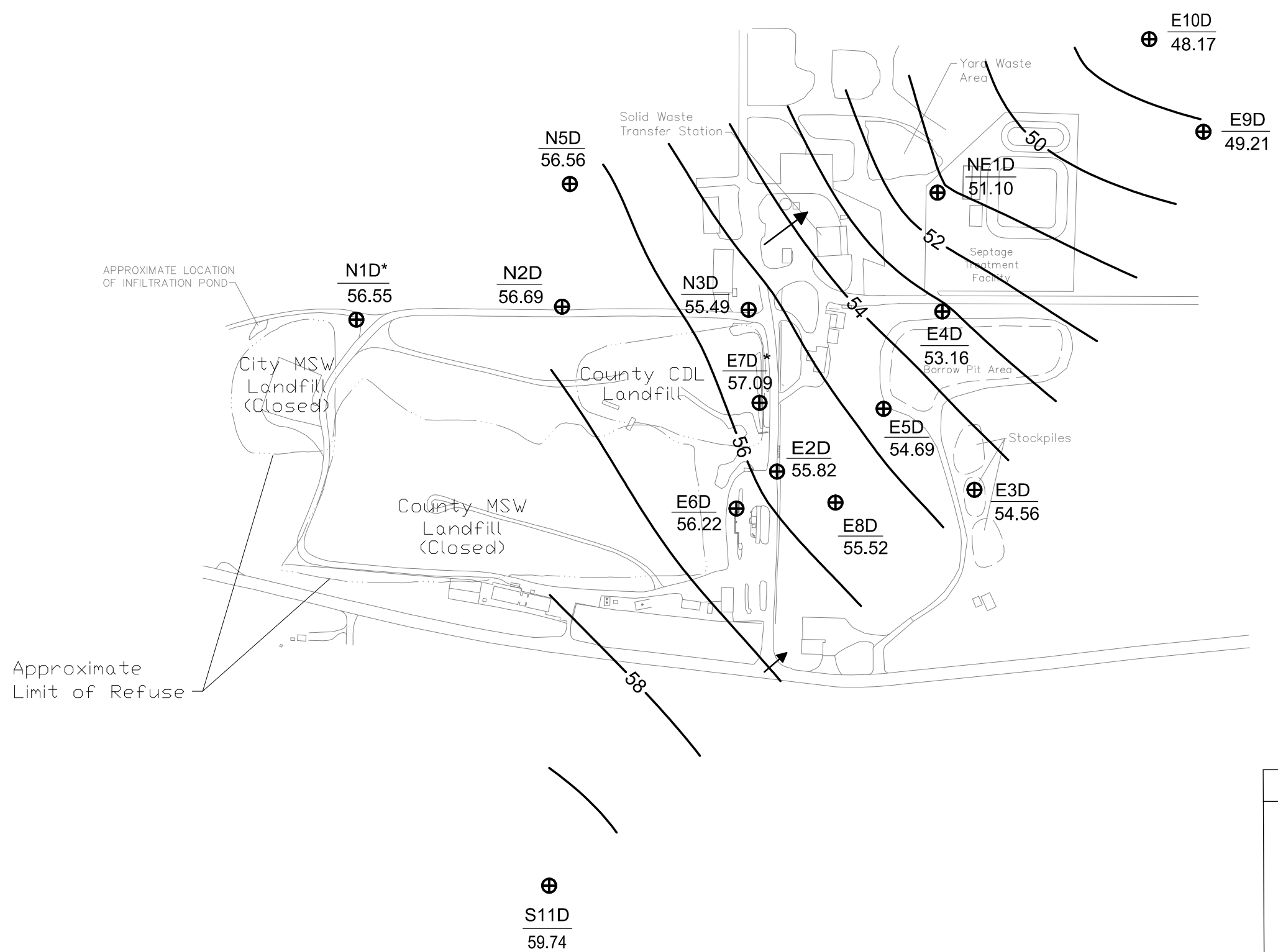
2020 ANNUAL ENVIRONMENTAL  
 MONITORING DATA REPORT  
 ISLAND COUNTY COUPEVILLE SOLID WASTE FACILITY  
 COUPEVILLE, WASHINGTON

PROJECT NO. 04207033.13  
 SCALE 1" = 300'  
 CAD FILE Figure 6A

DES BY	S.G.
CHK BY	D.V.
APP BY	G.H.

OCTOBER 2020  
 AQUIFER 1 GROUNDWATER ELEVATION MAP

DATE JANUARY 2021  
 FIGURE 6A

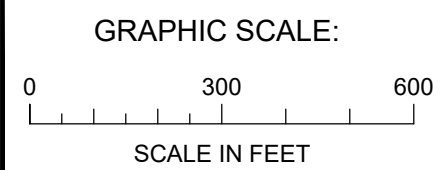


APPROXIMATE LOCATION OF INFILTRATION POND

Approximate Limit of Refuse

LEGEND	
$\frac{E3D}{54.69}$	Well Name Groundwater Elevation
$\oplus$	Groundwater Monitoring Well
$\leftarrow$	Groundwater Flow Direction
*	Not used in contouring

Note: Water Levels at N1D and E7D were not used to make contours.



**SCS ENGINEERS**  
Environmental Consultants and Contractors  
2405 140th Avenue NE, Suite 107  
Bellevue, Washington 98005  
(425) 746-4600 FAX: (503) 684-6948

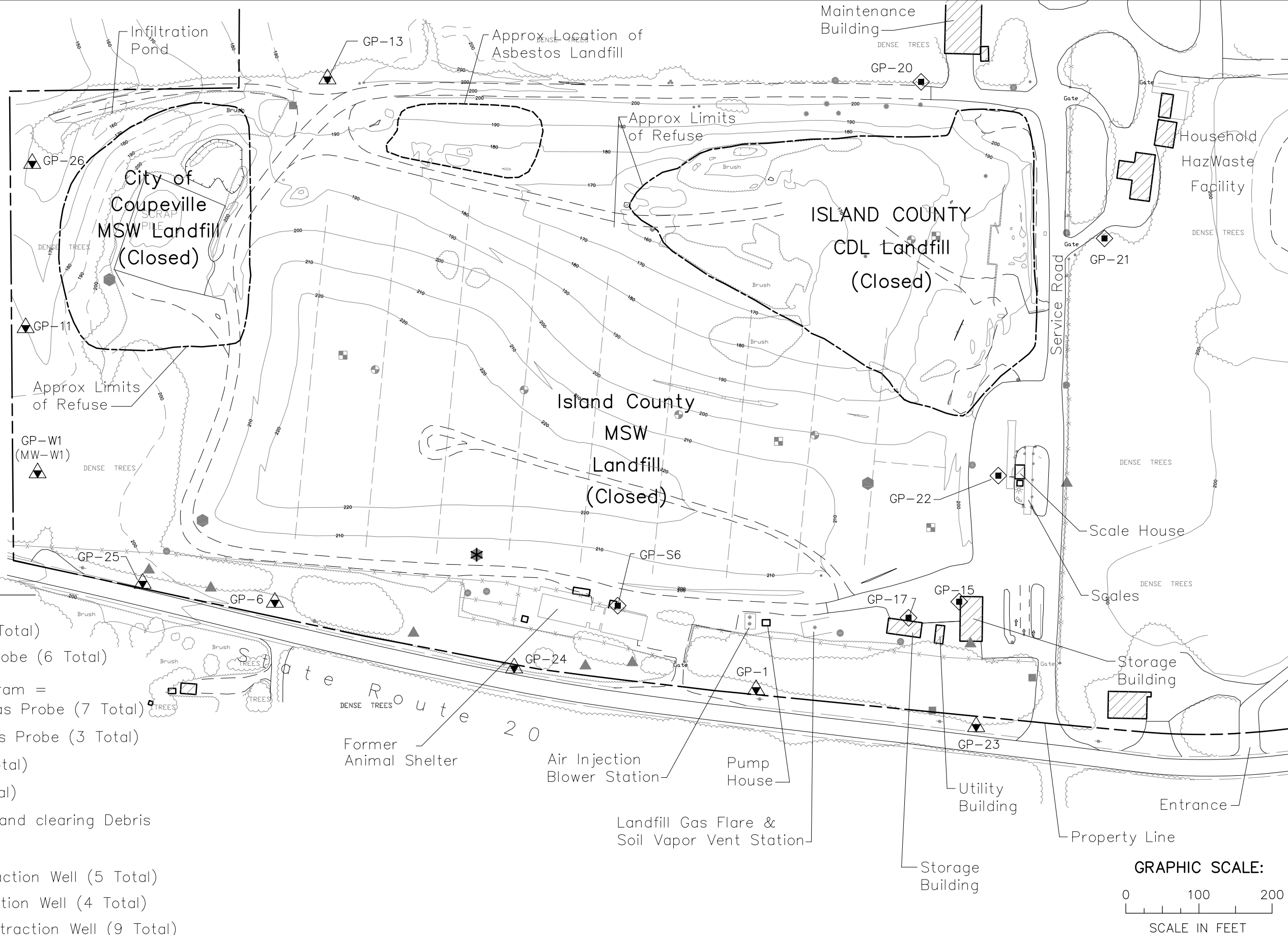
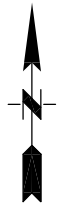
2020 ANNUAL ENVIRONMENTAL MONITORING DATA REPORT  
ISLAND COUNTY COUPEVILLE SOLID WASTE FACILITY  
COUPEVILLE, WASHINGTON

PROJECT NO. 04207033.13  
SCALE 1" = 300'  
CAD FILE Figure 6B

DES BY S.G.  
CHK BY D.V.  
APP BY G.H.

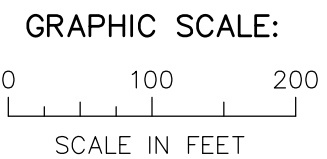
OCTOBER 2020  
AQUIFER 2 GROUNDWATER ELEVATION MAP

DATE JANUARY 2021  
FIGURE 6B

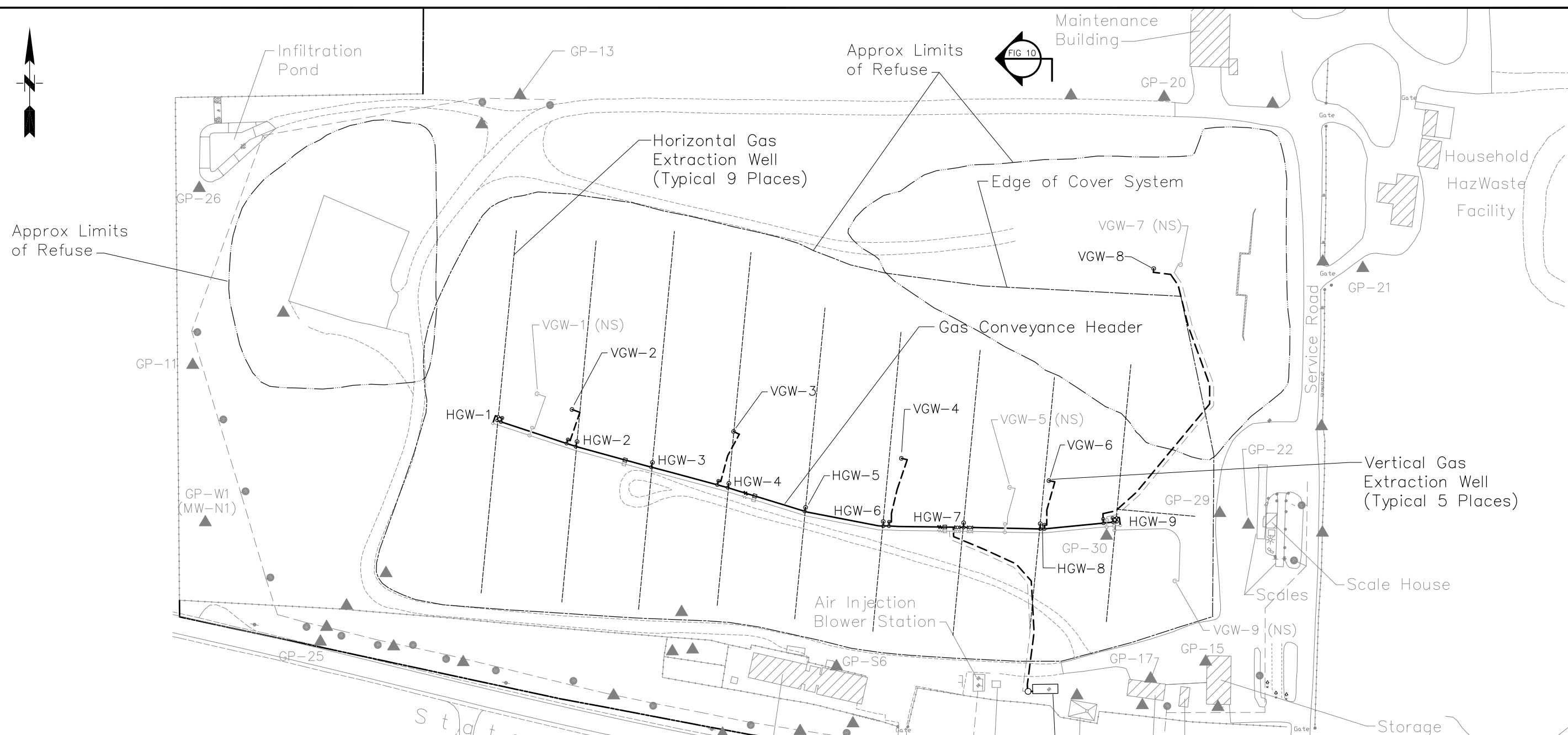
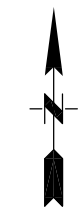


**LEGEND**

- Included in Monitoring Program =
- ▲ Perimeter Gas Probe (9 Total)
  - ◆ Building/Structure Gas Probe (6 Total)
- Discontinued from Monitoring Program =
- ▲ Air Injection Perimeter Gas Probe (7 Total)
  - Supplement Perimeter Gas Probe (3 Total)
  - Interior Gas Probe (10 Total)
  - Refuse Gas Probe (4 Total)
- CDL = Construction, Demolition, Land clearing Debris  
 MSW = Municipal Solid Waste
- ⊕ Vertical Landfill Gas Extraction Well (5 Total)
  - ⊞ Vertical Soil Vapor Extraction Well (4 Total)
  - Horizontal Landfill Gas Extraction Well (9 Total)

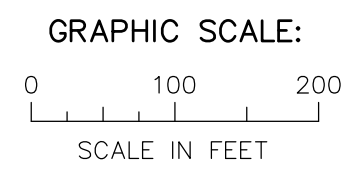


<b>SCS ENGINEERS</b> Environmental Consultants and Contractors 2405 140th Avenue NE, Suite 107 Bellevue, Washington 98005 (425) 746-4600 FAX: (425) 746-6747	2020 ANNUAL ENVIRONMENTAL MONITORING DATA REPORT ISLAND COUNTY COUPEVILLE SOLID WASTE FACILITY COUPEVILLE, WASHINGTON	PROJECT NO. 04207033.13	DES BY T.M.	<b>LANDFILL GAS PROBE MONITORING NETWORK</b>	DATE JANUARY 2021
		SCALE AS SHOWN	CHK BY D.V.		FIGURE 7
		CAD FILE Figure 7	APP BY G.H.		



**LEGEND**

- VGW-# (NS) Vertical Soil Vapor Extraction Well (in Native Soil)
- VGW-# Vertical Landfill Gas Extraction Well (in Refuse)
- HGW-# Horizontal Landfill Gas Extraction Well Head (in Refuse)
- Air Injection Well/Well Head (Discontinued)
- Gas Probe
- Above Ground PVC Pipe (Solid)
- Buried CPE Pipe (Perforated)
- Buried PVC or HDPE Pipe (Solid)



**SCS ENGINEERS**  
 Environmental Consultants and Contractors  
 2405 140th Avenue NE, Suite 107  
 Bellevue, Washington 98005  
 (425) 746-4600 FAX: (425) 746-6747

2020 ANNUAL ENVIRONMENTAL  
 MONITORING DATA REPORT  
 ISLAND COUNTY COUPEVILLE SOLID WASTE FACILITY  
 COUPEVILLE, WASHINGTON

PROJECT NO. 04207033.13  
 SCALE AS SHOWN  
 CAD FILE Figure 8

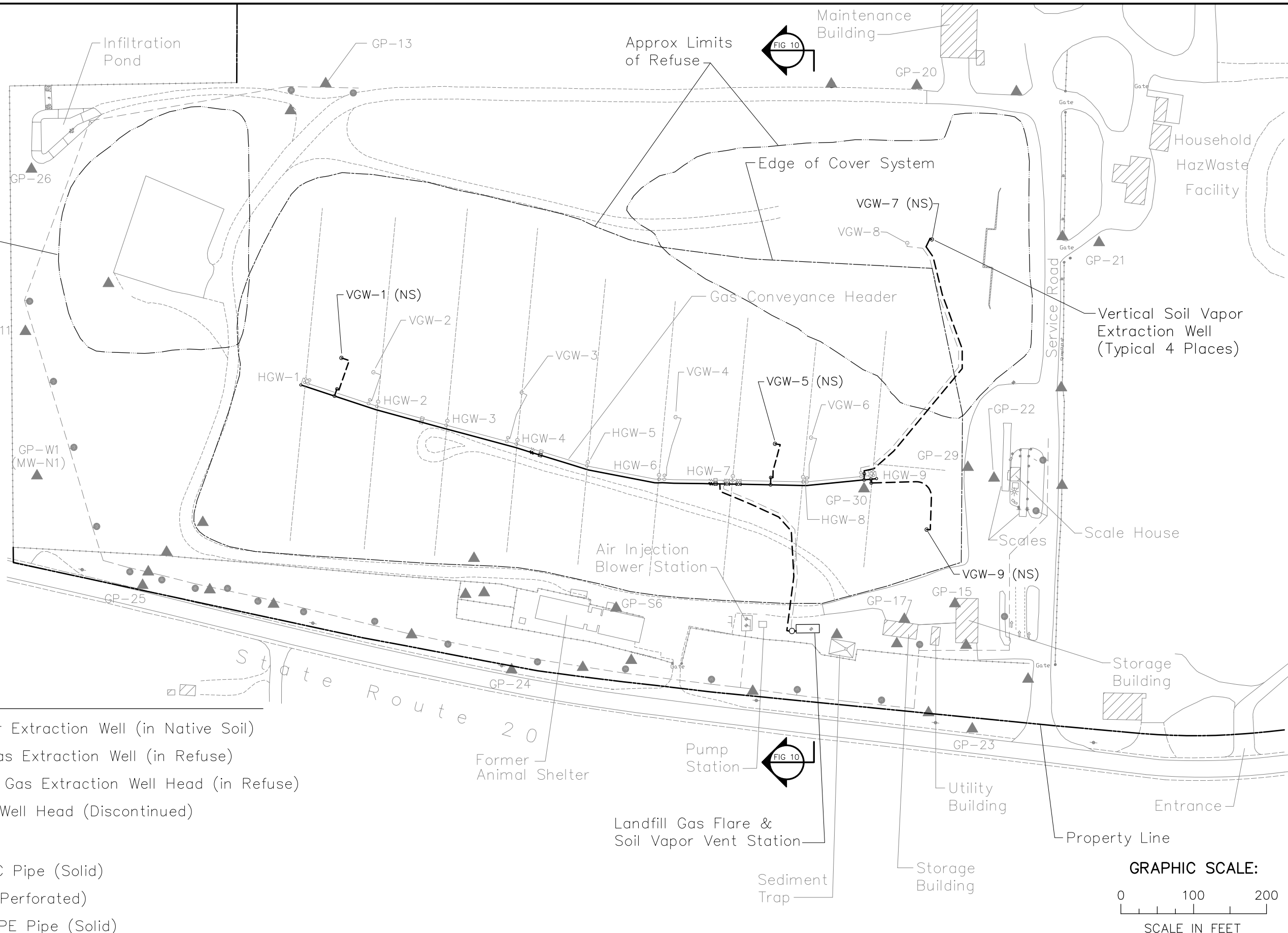
DES BY T.M.  
 CHK BY D.V.  
 APP BY G.H.

**LANDFILL GAS EXTRACTION SYSTEM**

DATE JANUARY 2021  
 FIGURE 8

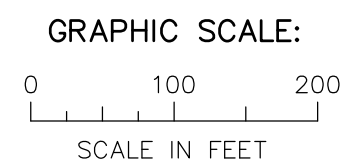


Approx Limits of Refuse



LEGEND

- VGW-# (NS) Vertical Soil Vapor Extraction Well (in Native Soil)
- VGW-# Vertical Landfill Gas Extraction Well (in Refuse)
- HGW-# Horizontal Landfill Gas Extraction Well Head (in Refuse)
- Air Injection Well/Well Head (Discontinued)
- Gas Probe
- Above Ground PVC Pipe (Solid)
- Buried CPE Pipe (Perforated)
- Buried PVC or HDPE Pipe (Solid)



**SCS ENGINEERS**  
 Environmental Consultants and Contractors  
 2405 140th Avenue NE, Suite 107  
 Bellevue, Washington 98005  
 (425) 746-4600 FAX: (425) 746-6747

2020 ANNUAL ENVIRONMENTAL  
 MONITORING DATA REPORT  
 ISLAND COUNTY COUPEVILLE SOLID WASTE FACILITY  
 COUPEVILLE, WASHINGTON

PROJECT NO.	04207033.13	DES BY	T.M.
SCALE	AS SHOWN	CHK BY	D.V.
CAD FILE	Figure 9	APP BY	G.H.

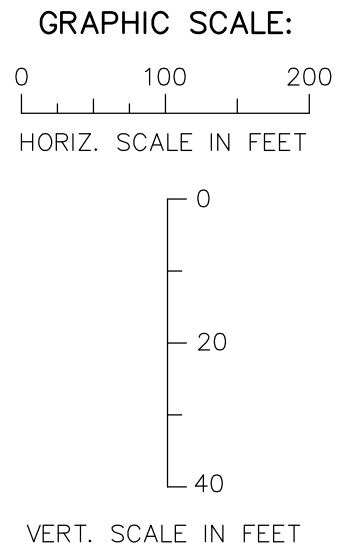
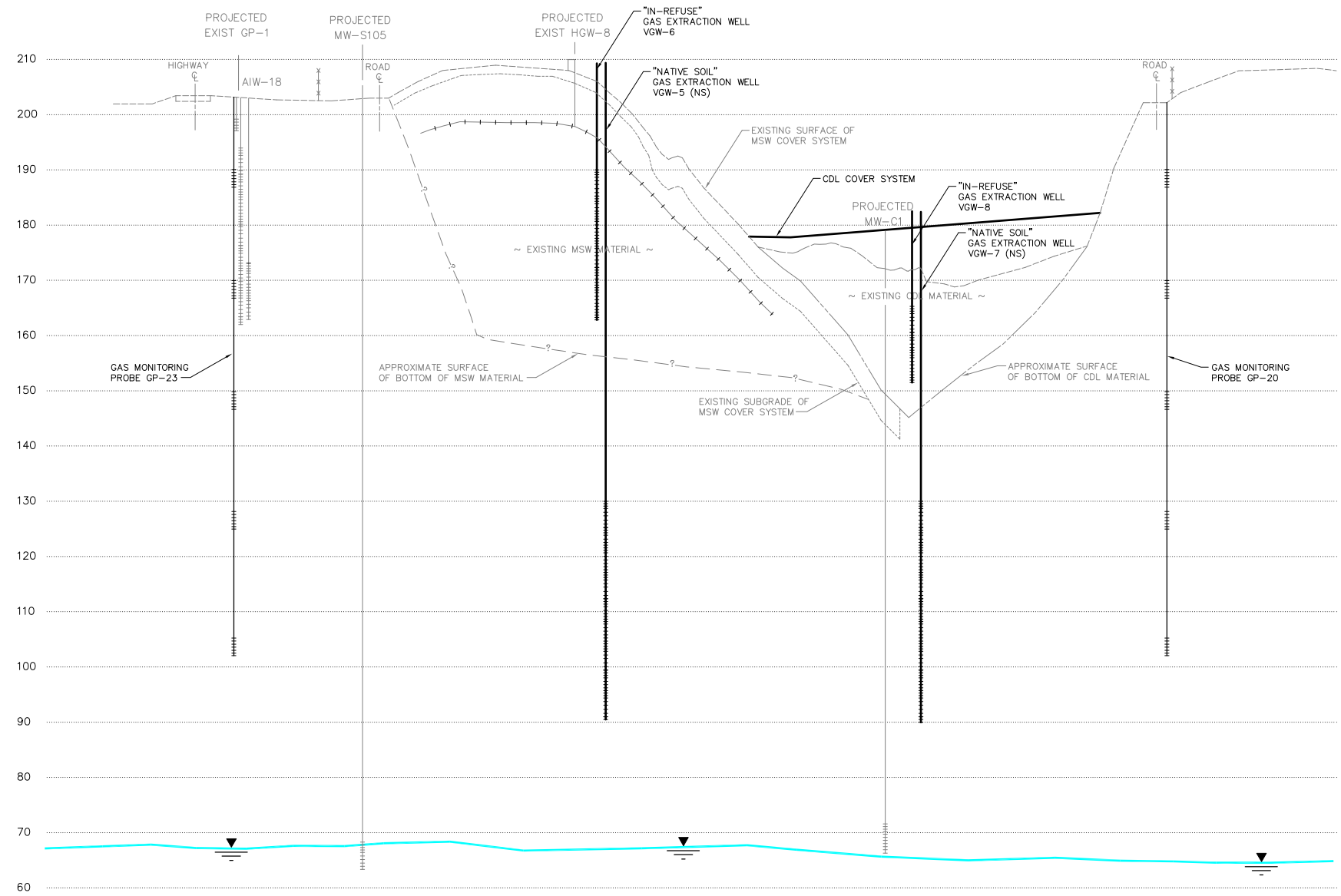
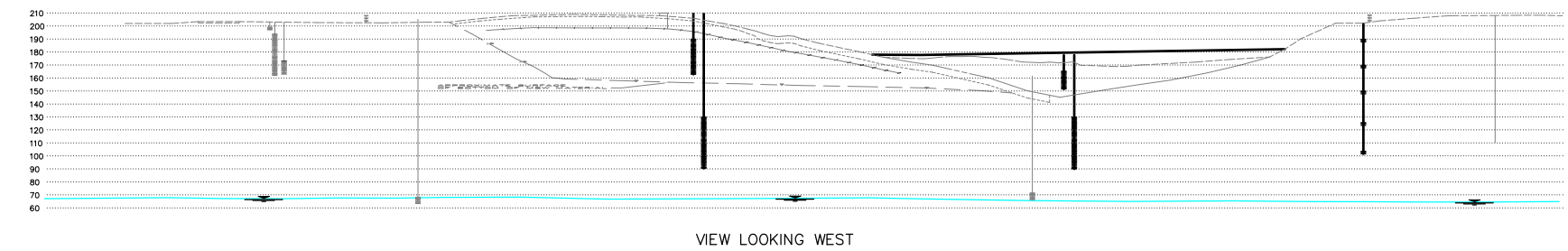
PROJECT NO.	04207033.13	DES BY	T.M.
SCALE	AS SHOWN	CHK BY	D.V.
CAD FILE	Figure 9	APP BY	G.H.

**SOIL VAPOR EXTRACTION SYSTEM**

DATE  
 JANUARY 2021  
 FIGURE  
 9

L E G E N D

- GP-1 = GAS PROBE
- AIW-18 = AIR INJECTION WELL
- GEW-9 = GAS EXTRACTION WELL
- MW-S105 = GROUNDWATER MONITORING WELL



<p><b>SCS ENGINEERS</b> Environmental Consultants and Contractors 2405 140th Avenue NE, Suite 107 Bellevue, Washington 98005 (425) 746-4600 FAX: (425) 746-6747</p>	<p>2020 ANNUAL ENVIRONMENTAL MONITORING DATA REPORT ISLAND COUNTY COUPEVILLE SOLID WASTE FACILITY COUPEVILLE, WASHINGTON</p>	PROJECT NO.	04207033.13	DES BY	L.E.L.	<p>CROSS SECTION THRU MSW AND CDL LANDFILLS SHOWING EXTRACTION SYSTEMS</p>	DATE	JANUARY 2021
		SCALE	AS SHOWN	CHK BY	D.V.		FIGURE	10
		CAD FILE	Figure 10	APP BY	G.H.			

Figure 11. Water Removed from Stormwater Pump Station  
 2020 Annual Monitoring Report  
 Coupeville Solid Waste Facility, Island County, Washington

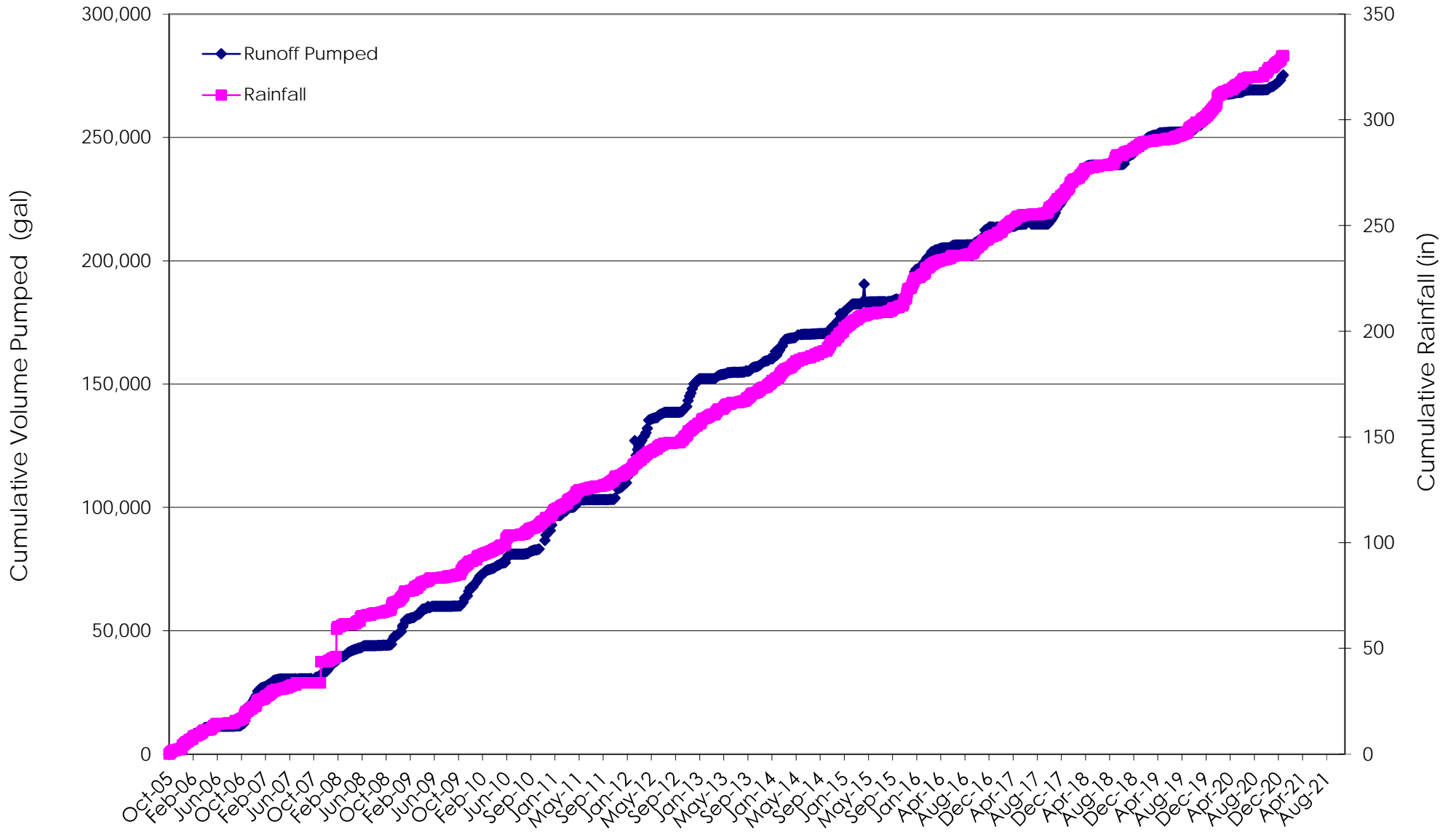
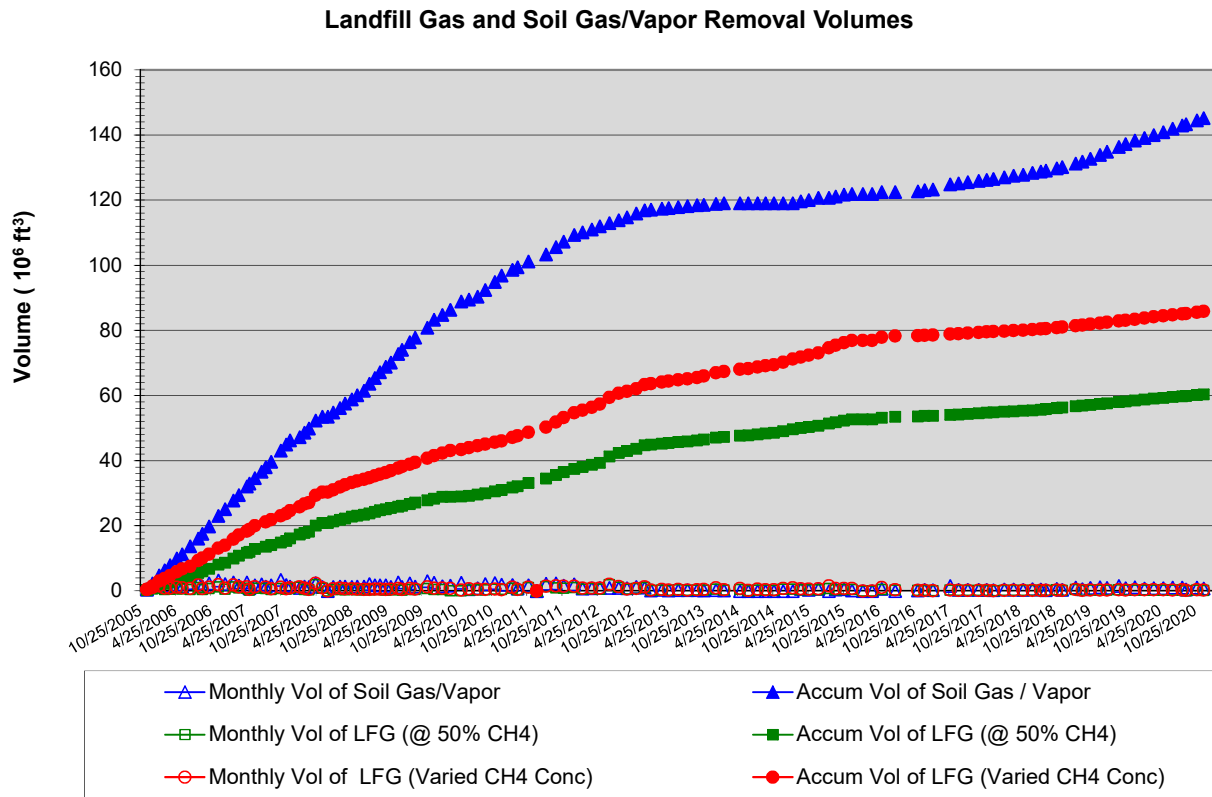
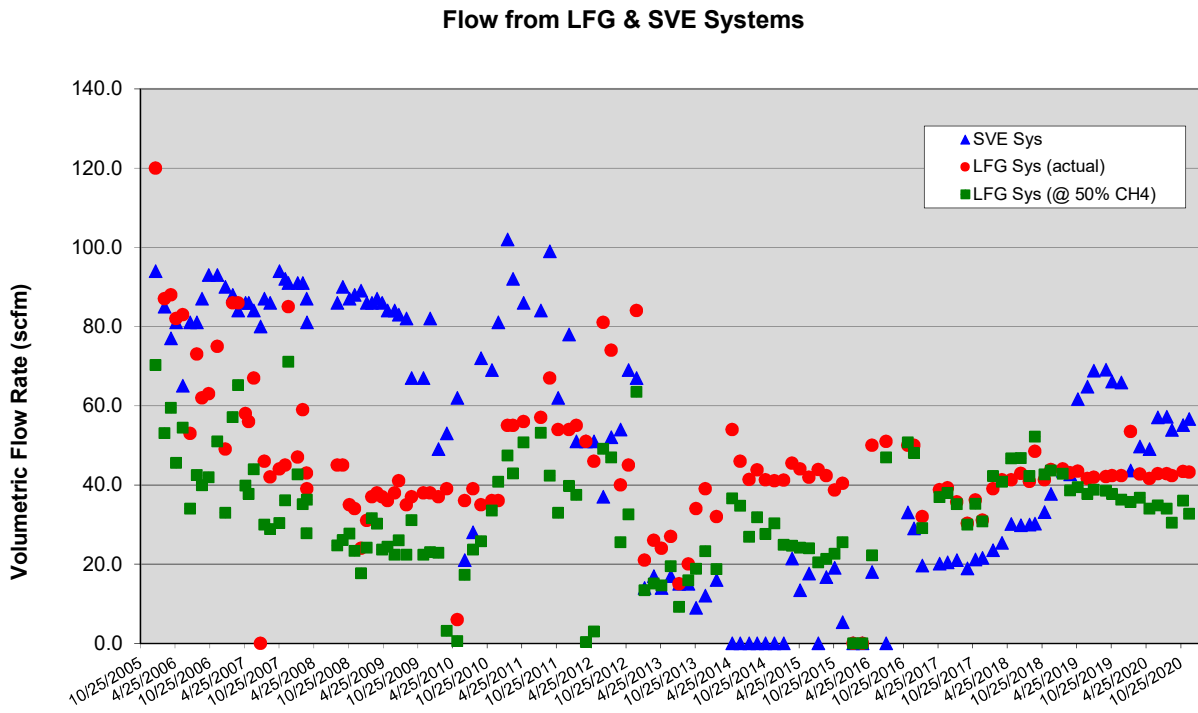



Figure 12. Flow Rates and Removal Volumes for LFG and SVE Systems  
 2020 Annual Monitoring Report  
 Coupeville Solid Waste Facility, Island County, Washington





Appendix A  
2020 Field Documentation



February 4, 2020  
File No. 04207033.13

Subject: **First Quarter 2020 Groundwater Monitoring Event  
Coupeville Solid Waste Facility, Island County, Washington**

---

**NOTES/SAMPLE DECODING:**

Event Dates: January 28-29, 2020

Field Staff: Sam Graber

- This was a quarterly sampling event.
- A duplicate sample was taken from monitoring well N2D.
- The YSI Multiparameter meter were calibrated daily prior to sampling.
- Monitoring wells E2D and E4D were sampled for VOCs only.

Sample Date	Sample Number	Well ID
1/28/20	0120-01	E10D
1/28/20	0120-02	E9D
1/28/20	0120-03	E4D
1/28/20	0120-04	E5D
1/28/20	0120-05	E8D
1/28/20	0120-06	E2D
1/28/20	0120-07	N2D
1/28/20	0120-08	N2D (Duplicate)
1/29/20	0120-09	E7D
1/29/20	0120-10	E6D
1/29/20	0120-11	WR1
1/29/20	0120-12	DNR

# SCS ENGINEERS

2405 140th ave NE #107

Bellevue, WA 98005

(425) 746-4600

## Groundwater Sampling Data Sheet

Project #: 04207033.13

Site: Island Co. Landfill

Well ID: E10D

Sample ID: 0120- 01

Date: 11 28 120

Weather: rainy

Filtered?  Y  N    Locked?  Y  N    Water in Protector?  Y  N    Damage?  Y  N

Sample Containers: 1000 ml Poly    500 ml Poly    250 ml Poly    125 ml Poly  
500 ml HNO3 x2    500 ml H2SO4 x2    40 ml VOA x3 x6    1000 ml Amber  
125 ml NaOH

Sampling Method: Dedicated    1.75" QED SamplePro    Bail    Peristaltic    Grab    Other

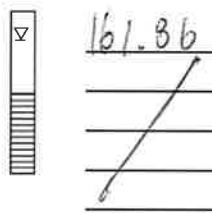
Meter: CONTROL SETTINGS:    1 ft water = 0.62L    1L = 0.26 gallons

MP-20    Refill 10    One Well Volume (liters) \_\_\_\_\_    Other: \_\_\_\_\_

YSI    Discharge 10    Total Volume Bailed (liters) \_\_\_\_\_    Flow Setting: \_\_\_\_\_

Pressure 100    Flow 150 mL/min

DTW 161.86    TOS \_\_\_\_\_    Intake \_\_\_\_\_    BOS \_\_\_\_\_    Total Depth \_\_\_\_\_



Notes / Observations (color, odor, anomalies, etc):

---



---



---



---



---



---



---



---



---



---



---



---



---



---



---



---



---



---



---



---



---



---



---

TIME	DTW	Temp.	Sp.Cond.	DO	pH	Eh	Turbidity	Q / Vol.
1002		9.55	966	8.5	6.35	272.3		
1007		9.45	991	8.11	6.78	202.8		
1010		9.34	1010	7.64	7.15	138.1		
1013		9.36	998	2.02	7.22	76.7		
1016		9.37	931	1.51	7.27	22.7		
1019		9.38	972	1.19	7.31	-32.8		
1022		9.41	980	0.98	7.35	-57.9	1.61	

Stabilization Parameters: pH/DO ± 0.2, SpC ± 10%, Temp ± 0.5°C, Turb. ± 10% or ≤ 5

SAMPLER: Sam Graber  
 Printed Name

[Signature]  
 Signature

# SCS ENGINEERS

2405 140th ave NE #107

Bellevue, WA 98005

(425) 746-4600

# Groundwater Sampling Data Sheet

Project #: 04207033.13  
 Site: Island Co. Landfill  
 Well ID: E9D  
 Sample ID: 0120-02  
 Date: 1/28/20  
 Weather: Rainy



160.40  
 DTW  
~~TOS~~  
~~Intake~~  
~~BOS~~  
 Total Depth

Sampling Method: Dedicated 1.75" QED SamplePro Bail Peristaltic Grab Other

Meter: CONTROL SETTINGS:  
 MP-20  
~~YSI~~  
 Refill 9  
 Discharge 11  
 Pressure 100  
 Flow 100 ml/min

1 ft water = 0.62L 1L = 0.26 gallons  
 One Well Volume \_\_\_\_\_ Other: \_\_\_\_\_  
 (liters)  
 Total Volume Bailed \_\_\_\_\_  
 (liters)  
 Flow Setting: \_\_\_\_\_

Filtered?  Y  N Locked?  Y  N  
 Water in Protector?  Y  N Damage?  Y  N  
 Sample Containers:  
 1000 ml Poly 500 ml Poly 250 ml Poly 125 ml Poly  
 500 ml HNO3 x2 500 ml H2SO4 x2 40 ml VOA x3 x6 1000 ml Amber  
 125 ml NaOH

Notes / Observations (color, odor, anomalies, etc):

TIME	DTW	Temp.	Sp.Cond.	DO	pH	Eh	Turbidity	Q / Vol.
1103		8.33	556	0.5	7.54	152.9		
1108		9.11	547	4.96	7.49	161.8		
1111		9.14	548	4.48	7.63	151.2		
1114		9.21	547	2.31	7.74	153.8		
1117		9.24	546	2.02	7.86	124.6		
1120		9.27	545	1.61	7.89	103.9		
1123		9.28	544	1.46	7.90	88.2	1.62	

Stabilization Parameters: pH/DO ± 0.2, SpC ± 10%, Temp ± 0.5°C, Turb. ± 10% or ≤ 5

SAMPLER: Sam Baker  
 Printed Name

Signature [Signature]

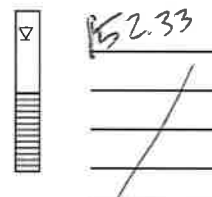
# SCS ENGINEERS

2405 140th ave NE #107

Bellevue, WA 98005

(425) 746-4600

## Groundwater Sampling Data Sheet

Project #: <u>04207033.13</u>	Sampling Method: <u>Dedicated</u>	1.75" QED SamplePro	Bail	Peristaltic	Grab	Other
Site: <u>Island Co. Landfill</u>		Meter: <u>CONTROL SETTINGS:</u>	1 ft water = 0.62L		1L = 0.26 gallons	
Well ID: <u>E4D</u>		MP-20	Refill: <u>10</u>	Or e Well Volume (liters)		Other: _____
Sample ID: <u>0120-03</u>		<u>YSI</u>	Discharge: <u>10</u>	Total Volume Bailed (liters)		Flow Setting: _____
Date: <u>1/23/20</u>			Pressure: <u>100</u>			
Weather: <u>Rainy</u>			Flow: <u>100 mL/min</u>			
Filtered? <input checked="" type="checkbox"/> Y <input checked="" type="checkbox"/> N	Locked? <input checked="" type="checkbox"/> Y <input checked="" type="checkbox"/> N	Water in Protector? <input checked="" type="checkbox"/> Y <input checked="" type="checkbox"/> N	Damage? <input checked="" type="checkbox"/> Y <input checked="" type="checkbox"/> N			
Sample Containers:	1000 ml Poly	500 ml Poly	250 ml Poly	125 ml Poly		
	500 ml HNO3 x2	500 ml H2SO4 x2	40 ml VOA x3 x6	1000 ml Amber		
	125 ml NaOH					

TIME	DTW	Temp.	Sp.Cond.	DO	pH	Eh	Turbidity	Q / Vol.
1215		8.53	420	8.50	7.68	139.8		
1220		9.25	511	6.62	7.42	150.3		
1223		9.78	587	5.81	7.27	162.9		
1226		9.76	586	3.87	7.29	158.3		
1229		9.79	575	2.51	7.36	144.8		
1232		9.83	564	1.88	7.45	125.7		
1235		9.85	557	1.70	7.53	106.7	3.92	

Notes / Observations (color, odor, anomalies, etc):

VOCs only

Stabilization Parameters: pH/DO ± 0.2, SpC ± 10%, Temp ± 0.5°C, Turb. ± 10% or ≤ 5

SAMPLER: Sam Graber  
Printed Name

[Signature]  
Signature

# SCS ENGINEERS

2405 140th ave NE #107

Bellevue, WA 98005

(425) 746-4600

## Groundwater Sampling Data Sheet

Project #: 04207033.13

Site: Island Co. Landfill

Well ID: E50 E5D

Sample ID: 0120-04

Date: 1/23/20

Weather: cloudy

Filtered?  Y  N

Locked?  Y  N

Water in Protector?  Y  N

Damage?  Y  N

Sample Containers:

1000 ml Poly	500 ml Poly	250 ml Poly	125 ml Poly
500 ml HNO3 x2	500 ml H2SO4 x2	40 ml VOA x3 x6	1000 ml Amber
125 ml NaOH			

Sampling Method: Dedicated 1.75" QED SamplePro Bail Peristaltic Grab Other

Meter: CONTROL SETTINGS: 1 ft water = 0.62L 1L = 0.26 gallons

MP-20 Refill 10 One Well Volume (liters) Other: \_\_\_\_\_

YSI Discharge 10 Total Volume Bailed (liters) Flow Setting: \_\_\_\_\_

Pressure 100

Flow 100 MV/min

DTW 44.06

TOS

Intake

BOS

Total Depth

TIME	DTW	Temp.	Sp.Cond.	DO	pH	Eh	Turbidity	Q / Vol.
1300		10.07	993	3.5	7.46	139.7		
1305		10.48	1111	3.82	7.40	108.6		
1308		10.93	1205	2.13	7.35	99.2		
1311		10.88	1213	1.39	7.35	-9.4		
1314		10.90	1241	1.17	7.34	-35.7		
1317		10.91	1269	0.98	7.34	-61.5		
1320		10.90	1286	0.87	7.33	-71.0	1.91	

Notes / Observations (color, odor, anomalies, etc):

Stabilization Parameters: pH/DO ± 0.2, SpC ± 10%, Temp ± 0.5°C, Turb. ± 10% or ≤ 5

SAMPLER: Sam Gabor  
Printed Name

[Signature]  
Signature

# SCS ENGINEERS


2405 140th ave NE #107

Bellevue, WA 98005

(425) 746-4600

## Groundwater Sampling Data Sheet

Project #: 04207033.13	Sampling Method: <u>Dedicated</u>	1.75" QED SamplePro	Bail	Peristaltic	Grab	Other
Site: Island Co. Landfill	Meter: <u>CONTROL SETTINGS:</u>	1 ft water = 0.62L		1L = 0.26 gallons		
Well ID: <u>E60 E8D</u>	MP-20	Refill: <u>10</u>	Ore Well Volume (liters)	Other: _____		
Sample ID: 0120-05	<u>YSI</u>	Discharge: <u>10</u>	Total Volume Bailed (liters)	Flow Setting: _____		
Date: 1/28/20		Pressure: <u>100</u>				
Weather: <u>cloudy</u>		Flow: <u>100 mL/min</u>				
Filtered? <input checked="" type="checkbox"/> N	Locked? <input checked="" type="checkbox"/> N	Water in Protector? <input checked="" type="checkbox"/> N	Damage? <input checked="" type="checkbox"/> N			
Sample Containers:	1000 ml Poly	500 ml Poly	250 ml Poly	125 ml Poly		
	500 ml HNO3 x2	500 ml H2SO4 x2	40 ml VOA x3 x6	1000 ml Amber		
	125 ml NaOH					



TIME	DTW	Temp.	Sp.Cond.	DO	pH	Eh	Turbidity	Q / Vol.
1415		8.95	580	8.50	7.79	166.4		
1420		9.68	568	3.38	7.49	181.9		
1423		9.71	568	2.25	7.45	180.1		
1426		9.73	568	1.78	7.42	178.4		
1429		9.76	570	1.17	7.39	169.6		
1432		9.77	570	1.02	7.39	144.8		
1435		9.76	570	0.91	7.43	40.8	1.60	

Notes / Observations (color, odor, anomalies, etc):

In the woods near DOT

DOT

010534

Stabilization Parameters: pH/DO ± 0.2, SpC ± 10%, Temp ± 0.5°C, Turb. ± 10% or ≤ 5

SAMPLER: Sum Baber  
 Printed Name

Signature


# SCS ENGINEERS

2405 140th ave NE #107

Bellevue, WA 98005

(425) 746-4600

## Groundwater Sampling Data Sheet

Project #: 04207033.13		Sampling Method: <u>Dedicated</u>	1.75" QED SamplePro	Bail	Peristaltic	Grab	Other
Site: Island Co. Landfill	<u>146.05</u>	DTW <input checked="" type="checkbox"/>	Meter: <u>CONTROL SETTINGS:</u>	1 ft water = 0.62L		1L = 0.26 gallons	
Well ID: <u>E2D</u>		TOS	MP-20	Refill: <u>10</u>	One Well Volume (liters)		Other: _____
Sample ID: 0120- <u>06</u>		Intake	<u>YSI</u>	Discharge: <u>10</u>	Total Volume Bailed (liters)		Flow Setting: _____
Date: <u>1/29/12</u>		BOS		Pressure: <u>100</u>			
Weather: <u>cloudy</u>		Total Depth		Flow: <u>100 mL/min</u>			
Filtered? Y <input checked="" type="checkbox"/> N	Locked? Y <input checked="" type="checkbox"/> N	Water in Protector? Y <input checked="" type="checkbox"/> N	Damage? Y <input checked="" type="checkbox"/> N				
Sample Containers:	1000 ml Poly	500 ml Poly	250 ml Poly	125 ml Poly			
	500 ml HNO3 x2	500 ml H2SO4 x2	40 ml VOA x3 x6	1000 ml Amber			
	125 ml NaOH						

TIME	DTW	Temp.	Sp.Cond.	DO	pH	Eh	Turbidity	Q / Vol.
1533		9.86	1224	7.79	7.38	175.2		
1538		11.63	1544	6.43	7.28	180.8		
1541		11.66	1571	3.01	7.07	188.2		
1544		11.62	1549	1.77	6.99	187.9		
1547		11.57	1540	1.63	6.97	187.3		
1550		11.60	1533	1.54	6.96	186.6		
1553		11.61	1532	1.77	6.95	185.8	1.47	

Notes / Observations (color, odor, anomalies, etc):

VOCs only

\* w/ meter giving false readings

Stabilization Parameters: pH/DO ± 0.2, SpC ± 10%, Temp ± 0.5°C, Turb. ± 10% or ≤ 5

SAMPLER: Sam Gatzert  
 Printed Name

  
 Signature

# SCS ENGINEERS

2405 140th ave NE #107

Bellevue, WA 98005

(425) 746-4600

## Groundwater Sampling Data Sheet

Project #: 04207033.13	V	17.14	Sampling Method: <u>Dedicated</u>	1.75" QED SamplePro	Bail	Peristaltic	Grab	Other
Site: Island Co. Landfill		DTW	Meter: CONTROL SETTINGS:	1 ft water = 0.62L	1L = 0.26 gallons			
Well ID: <u>N2D</u>		TOS	MP-20	Refill: <u>12</u>	Or e Well Volume	Other: _____		
Sample ID: 0120- <u>07</u>		Intake	<u>YSI</u>	Discharge: <u>8</u>	(liters)	Flow Setting: _____		
Date: <u>1/23</u> 120		BOS		Pressure: <u>90</u>	Total Volume Bailed	_____		
Weather: <u>cloudy</u>		Total Depth		Flow: <u>300 mL/min</u>	(liters)	_____		
Filtered? <input checked="" type="checkbox"/> N	Locked? <input checked="" type="checkbox"/> N	Water in Protector? <input checked="" type="checkbox"/> N	Damage? <input checked="" type="checkbox"/> N					
Sample Containers:	1000 ml Poly	500 ml Poly	250 ml Poly	125 ml Poly				
	500 ml HNO3 x2	500 ml H2SO4 x2	40 ml VOA x3 x6	1000 ml Amber				
	125 ml NaOH							

TIME	DTW	Temp.	Sp.Cond.	DO	pH	Eh	Turbidity	Q / Vol.
1622		11.61	1234	5.04	7.36	212.4		
1627		11.91	1228	1.81	7.20	209.5		
1630		12.09	1222	0.57	7.11	206.9		
1633		12.05	1223	0.61	7.10	203.8		
1636		12.03	1224	0.63	7.09	204		
1639		12.05	1227	0.65	7.09	198.2		
1642		12.06	1229	0.59	7.08	196.8	1.21	

Notes / Observations (color, odor, anomalies, etc):

3 minutes to get water to surface.

Dyp taken as 0120-08 @ 1700

Stabilization Parameters: pH/DO ± 0.2, SpC ± 10%, Temp ± 0.5°C, Turb. ± 10% or ≤ 5

SAMPLER: Sally Guber  
 Printed Name

[Signature]  
 Signature

# SCS ENGINEERS

2405 140th ave NE #107

Bellevue, WA 98005

(425) 746-4600

## Groundwater Sampling Data Sheet

Project #: 04207033.13	Sampling Method: <u>Dedicated</u>	1.75" QED SamplePro	Bail	Peristaltic	Grab	Other
Site: Island Co. Landfill	Meter: CONTROL SETTINGS:	1 ft water = 0.62L		1L = 0.26 gallons		
Well ID: <u>ETD</u>	MP-20	Refill: <u>10</u>	One Well Volume (liters)		Other: _____	
Sample ID: 0120-09	<u>YSI</u>	Discharge: <u>10</u>	Total Volume Bailed (liters)		Flow Setting: _____	
Date: 1/29/20	Total Depth	Pressure: <u>100</u>				
Weather: <u>windy</u>		Flow: <u>100 mL/min</u>				
Filtered? <input checked="" type="checkbox"/> N	Locked? <input checked="" type="checkbox"/> N *	Water in Protector? <input checked="" type="checkbox"/> N	Damage? <input checked="" type="checkbox"/> N			
Sample Containers:	1000 ml Poly	500 ml Poly	250 ml Poly	125 ml Poly		
	500 ml HNO3 x2	500 ml H2SO4 x2	40 ml VOA x3 x6	1000 ml Amber		
	125 ml NaOH					

TIME	DTW	Temp.	Sp.Cond.	DO	pH	Eh	Turbidity	Q / Vol.
850	44.77	12.62	1458	2.08	6.79	235.2		
855		12.72	1779	2.08	6.77	238.7		
859		12.77	1801	1.52	6.72	232.4		
901		12.81	1823	1.17	6.69	276.9		
904		12.76	1833	1.05	6.69	268.1		
907		12.74	1834	0.93	6.68	256.1		
910		12.80	1835	0.88	6.70	<del>243.8</del> 1.35		
						243.8		

Notes / Observations (color, odor, anomalies, etc):

North of scale house ✓

\* Flushment

Stabilization Parameters: pH/DO ± 0.2, SpC ± 10%, Temp ± 0.5°C, Turb. ± 10% or ≤ 5

SAMPLER: Sam Gruber  
 Printed Name

[Signature]  
 Signature

# SCS ENGINEERS

2405 140th ave NE #107

Bellevue, WA 98005

(425) 746-4600

## Groundwater Sampling Data Sheet

Project #: 04207033.13

Site: Island Co. Landfill

Well ID: E8D E6D

Sample ID: 0120-10

Date: 1/29/20

Weather: cloudy

Filtered?  Y  N

Locked?  Y  N  #

Water in Protector?  Y  N

Damage?  Y  N

Sample Containers:

1000 ml Poly	500 ml Poly	250 ml Poly	125 ml Poly
500 ml HNO3 x2	500 ml H2SO4 x2	40 ml VOA x3 x6	1000 ml Amber
125 ml NaOH			

Sampling Method: Dedicated 1.75" QED SamplePro Bail Peristaltic Grab Other

Meter: CONTROL SETTINGS: YSI

DTW: 146.90

TOS

Intake

BOS

Total Depth

Refill 10

Discharge 10

Pressure 100

Flow 100 mL/MIN

1 ft water = 0.62L 1L = 0.26 gallons

One Well Volume (liters)

Total Volume Bailed (liters)

Other: \_\_\_\_\_

Flow Setting: \_\_\_\_\_

TIME	DTW	Temp.	Sp.Cond.	DO	pH	Eh	Turbidity	Q / Vol.
1013		10.29	686	8.5	7.30	186.4		
1018		12.95	653	1.43	7.41	-45.8		
1021		12.96	652	1.22	7.41	-77.8		
1024		12.98	652	1.09	7.41	-96.5		
1027		13.01	652	1.00	7.42	-102.8		
1030		13.04	652	0.95	7.42	-103.4		
<del>1033</del> 1033		12.97	653	0.92	7.43	-111.1	1.47	

Notes / Observations (color, odor, anomalies, etc):

Adjacent to scalehouse

\* Flashpoint

Stabilization Parameters: pH/DO ± 0.2, SpC ± 10%, Temp ± 0.5°C, Turb. ± 10% or ≤ 5

SAMPLER: Sam Graber  
Printed Name

[Signature]  
Signature

# SCS ENGINEERS

2405 140th ave NE #107  
Bellevue, WA 98005

(425) 746-4600

## Groundwater Sampling Data Sheet

Project #: 04207033.13		Sampling Method : Dedicated	1.75" QED SamplePro	Bail	Peristaltic	<input checked="" type="checkbox"/> Grab	Other
Site: Island Co. Landfill		Meter: CONTROL SETTINGS:	1 ft water = 0.62L		1L = 0.26 gallons		
Well ID: WR1		MP-20	Refill	One Well Volume		Other :	
Sample ID: 0120-11		<input checked="" type="checkbox"/> YSI	Discharge	(liters)		Flow	
Date: 1/29/20			Pressure	Total Volume Bailed		Setting :	
Weather: Cloudy		Total Depth	Flow	(liters)			
Filtered? <input checked="" type="checkbox"/> N	Locked? <input checked="" type="checkbox"/> N	Water in Protector? <input checked="" type="checkbox"/> N	Damage? <input checked="" type="checkbox"/> N				
Sample Containers:	1000 ml Poly	500 ml Poly	250 ml Poly	125 ml Poly			
	500 ml HNO3 x2	500 ml H2SO4 x2	40 ml VOA x3 x6	1000 ml Amber			
	125 ml NaOH						

TIME	DTW	Temp.	Sp.Cond.	DO	pH	Eh	Turbidity	Q / Vol.
1215		9.80	876	2.89	7.21	203.1	1.68	

Notes / Observations (color, odor, anomalies, etc):

Ran pump for 10 min

Stabilization Parameters: pH/DO ± 0.2, SpC ± 10%, Temp ± 0.5°C, Turb. ± 10% or ≤ 5

SAMPLER: Sam Grater  
Printed Name

[Signature]  
Signature

# SCS ENGINEERS

2405 140th ave NE #107  
 Bellevue, WA 98005

(425) 746-4600

## Groundwater Sampling Data Sheet

Project #: <u>04207033.13</u>	Sampling Method: <input checked="" type="checkbox"/> Dedicated	<input checked="" type="checkbox"/> 1.75" QED SamplePro	<input type="checkbox"/> Bail	<input type="checkbox"/> Peristaltic	<input checked="" type="checkbox"/> <b>Grab</b>	<input type="checkbox"/> Other
Site: <u>Island Co. Landfill</u>	Meter: <u>CONTROL SETTINGS:</u>	1 ft water = 0.62L	1L = 0.26 gallons			
Well ID: <u>114 DNR</u>	<input checked="" type="checkbox"/> YSI	Refill: <u>        </u>	One Well Volume (liters): <u>        </u>	Other: <u>        </u>		
Sample ID: <u>0120-12</u>	MP-20	Discharge: <u>        </u>	Total Volume Bailed (liters): <u>        </u>	Flow Setting: <u>        </u>		
Date: <u>1/29/20</u>	Intake: <u>        </u>	Pressure: <u>        </u>				
Weather: <u>rainy</u>	BOS: <u>        </u>	Flow: <u>        </u>				
Filtered? <input checked="" type="checkbox"/> N	Total Depth: <u>        </u>					
Locked? <input checked="" type="checkbox"/> N	Water in Protector? <input checked="" type="checkbox"/> N <u>NA</u>	Damage? <input checked="" type="checkbox"/> N				
Sample Containers:	1000 ml Poly	500 ml Poly	250 ml Poly	125 ml Poly		
	500 ml HNO3 x2	500 ml H2SO4 x2	40 ml VOA x3 x6	1000 ml Amber		
	125 ml NaOH					

TIME	DTW	Temp.	Sp.Cond.	DO	pH	Eh	Turbidity	Q / Vol.
<u>1250</u>		<u>10.01</u>	<u>853</u>	<u>1.56</u>	<u>7.29</u>	<u>146.3</u>	<u>1.98</u>	

Notes / Observations (color, odor, anomalies, etc):

Stabilization Parameters: pH/DO ± 0.2, SpC ± 10%, Temp ± 0.5°C, Turb. ± 10% or ≤ 5

SAMPLER: Sam Grater  
 Printed Name

  
 Signature

## GROUNDWATER SAMPLING INSTRUMENT CALIBRATION DOCUMENTATION FORM

	Conductivity	pH4	pH 7	DO	Turbidity	Comments/Exceptions
Date	11/23/20					
Time	9:15					
Weather (sky or precip, temp)	raining					
Type of Calibration	Standard	Standard	Standard	Standard	Standard	
Standard Value	1413	4.01	7.00	100% or ~8.5	1000, 10, 0.2 800, 100, 20, <0.1	
Pre-Cal Reading	1381	4.61	6.41			
Post Cal Reading	1413	4.00	7.00	8.5		
Discrepancy	No					
Calib. Successful?	Yes					
Calibration by	SEB					
Instrument Type, ID	MP20 / YSI 556			MicoTPW / HACH2000		
Calibration Location	CSWF					

\* If Direct Reading is Unavailable, Assume pressure = 760 mm - 2.5 (altitude in ft/100)

## GROUNDWATER SAMPLING INSTRUMENT CALIBRATION DOCUMENTATION FORM

	Conductivity	pH4	pH 7	DO	Turbidity	Comments/Exceptions
Date	1/29/20					
Time	300					
Weather (sky or precip, temp)	cloudy / windy					
Type of Calibration	Standard	Standard	Standard	Standard	Standard	
Standard Value	1413	4.01	7.00	100% or ~8.5	1000, 10, 0.2 800, 100, 20, <0.1	
Pre-Cal Reading	1444	4.61	6.40			
Post Cal Reading	1413	4.01	7.00	8.5		
Discrepancy	No					
Calib. Successful?	yes					
Calibration by	SEB					
Instrument Type, ID	MP20 / YSI 556			MicoTPW / HACH2000		
Calibration Location	CSWF					

\* If Direct Reading is Unavailable, Assume pressure = 760 mm - 2.5 (altitude in ft/100)

# SCS FIELD SERVICES

# DAILY LOG

JOB NO. 04207033.11 TASK NO. 1,2,3 DATE 2-4-20 PROJECT NAME Island County Landfill  
 TEMP 36 BARO 30.14 WIND 1 MPH NE WEATHER Rain

SCS-FS LABOR	HOURS	OT				HOURS	OT
Simon Garibaldo	8	2	Project Foreman			10	
			DAILY TOTAL			10	
EQUIP, SVCS, MTLs, MLG	QTY	UNITS				QTY	UNITS
Service Truck	1	\$18.50 Hourly	SCS Field Service			10	\$185.00
Gem - 2000	1	\$185.00 Daily	SCS Field Service			1	\$185.00
INSTRUMENT CALIBRATION (CAL. GAS)		CH4 (%-VOL)	O2 (%-VOL)	CO2 (%-VOL)			
MODEL	S/N						
Gem - 2000	10772	50%	20.9%	35.0%			
Flare Station	Hours	Amps	Condensate Trap Level	Header	Capsuhelic Gauge	Valve Position	
Blower # 1	72997	3.6	6.60"	SV	2.0"	50% Open	
Blower # 2	2904	3.8		LFG	3.0"	50% Open	
Propane Tank Level	Propane Line PSI						
66% Full	12						
<b>SUMMARY</b>	1148 SDG onsite to Monitoring the Extraction Wells, Gas Probes.						
1220 Calibration of the Gem - 5000.							
1239 SDG Monitoring the Probes							
1339 SDG Making Extraction Well Adjustments.							
1538 SDG completed monitoring							
1545 Post Calibration of the Gem - 2000.							
1635 SDG offsite.							

PREPARED BY: Simon Garibaldo ACCEPTED BY: \_\_\_\_\_

LANDFILL GAS MONITORING  
GEM 2000 CALIBRATION AND PERTINENT DATA

Date: 2-4-20

Site Name: Island County Landfill

Technician: Simon Garibaldo

Job No.04207033.11

**WEATHER OBSERVATIONS**

Wind Speed: 5 MPH Wind Direction: W Barometric Pressure: 30.14 Hg

Air Temperature: 36 F General Weather Conditions: Rain

**CALIBRATION INFORMATION**

Pre-monitoring Calibration Precision Check

*Procedure: Calibrate the instrument. Make a total of three measurements by alternating zero air and the calibration gas. Record the readings and calculate the average algebraic difference between the instrument reading and the calibration gas as a percentage. The calibration precision must be less than or equal to 2% of the calibration gas value.*

Instrument Serial No. 10772

Calibration Gas: %CH4 - 50.0% %CO2 - 35.0% %O2 - 20.9%

Time	CH4	CO2	O2
12:20	49.9%	35.0%	20.9%

Post-monitoring Calibration Check

Time	CH4	CO2	O2
15:45	50.0%	35.0%	20.9%

**NOTES:**

---

---



LANDFILL GAS MONITORING  
GEM 2000 CALIBRATION AND PERTINENT DATA

Date: 2-5-20

Site Name: Island County Landfill

Technician: Simon Garibaldo

Job No.04207033.11

**WEATHER OBSERVATIONS**

Wind Speed: 5 MPH Wind Direction: W Barometric Pressure: 29.82 Hg

Air Temperature: 61 F General Weather Conditions: Rain

**CALIBRATION INFORMATION**

Pre-monitoring Calibration Precision Check

*Procedure: Calibrate the instrument. Make a total of three measurements by alternating zero air and the calibration gas. Record the readings and calculate the average algebraic difference between the instrument reading and the calibration gas as a percentage. The calibration precision must be less than or equal to 2% of the calibration gas value.*

Instrument Serial No. 10772

Calibration Gas: %CH4 - 50.0% %CO2 - 35.0% %O2 - 20.9%

Time	CH4	CO2	O2
07:10	50.0%	35.0%	20.9%

Post-monitoring Calibration Check

Time	CH4	CO2	O2
13:10	50.0%	35.0%	20.9%

**NOTES:**

---

---

# SCS FIELD SERVICES

# DAILY LOG

**JOB NO.** 04207033.11 **TASK NO.** 1,2,3 **DATE** 3-24-20 **PROJECT NAME** Island County Landfill  
**TEMP** 46 **BARO** 29.73 **WIND** 4 MPH W **WEATHER** Rain

SCS-FS LABOR	HOURS	OT				HOURS	OT
Simon Garibaldo	8	2	Project Foreman			10	
			DAILY TOTAL			10	
EQUIP, SVCS, MTLs, MLG	QTY	UNITS				QTY	UNITS
Service Truck	1	\$18.50 Hourly	SCS Field Service			10	\$185.00
Gem - 2000	1	\$185.00 Daily	SCS Field Service			1	\$185.00
INSTRUMENT CALIBRATION (CAL. GAS)		CH4 (%-VOL)	O2 (%-VOL)	CO2 (%-VOL)			
MODEL	S/N						
Gem - 2000	10772	50%	20.9%	35.0%			
Flare Station	Hours	Amps	Condensate Trap Level	Header	Capsuhelic Gauge	Valve Position	
Blower # 1	73126	3.4	6.63"	SV	2.6"	50% Open	
Blower # 2	3196	3.6		LFG	1.9"	50% Open	
Propane Tank Level	Propane Line PSI						
64% Full	12						
<b>SUMMARY</b>	0730 SDG onsite to Monitoring the Extraction Wells, Gas Probes						
0750 Calibration of the Gem - 2000.							
0824 SDG Monitoring the Probes							
0917 SDG Monitoring the Extraction Wells.							
1257 Extraction Well Adjustments							
1356 Completed.							
1415 Post Calibration.							
Adjustments:							
HGW-1 Changed out Orifice Plate 0.40 to 0.26							
VGW-2 Changed out Orifice Plate 0.40 to 0.26							
HGW-3 Changed out Orifice Plate 0.40 to 0.26							
VGW-3 Changed out Orifice Plate 0.40 to 0.26							
HGW-6 Changed out Orifice Plate 0.95 to 0.75							
VGW- 5 Increased -1.0" H2O To -4.0" H2O							
VGW-9 Increased -2.0" H2O To -4.0" H2O							

PREPARED BY: Simon Garibaldo ACCEPTED BY: \_\_\_\_\_

LANDFILL GAS MONITORING  
GEM 2000 CALIBRATION AND PERTINENT DATA

Date: 3-24-20

Site Name: Island County Landfill

Technician: Simon Garibaldo

Job No.04207033.11

**WEATHER OBSERVATIONS**

Wind Speed: 4 MPH Wind Direction: W Barometric Pressure: 29.73 Hg

Air Temperature: 46 F General Weather Conditions: Rain

**CALIBRATION INFORMATION**

Pre-monitoring Calibration Precision Check

*Procedure: Calibrate the instrument. Make a total of three measurements by alternating zero air and the calibration gas. Record the readings and calculate the average algebraic difference between the instrument reading and the calibration gas as a percentage. The calibration precision must be less than or equal to 2% of the calibration gas value.*

Instrument Serial No. 10772

Calibration Gas: %CH4 - 50.0% %CO2 - 35.0% %O2 - 20.9%

Time	CH4	CO2	O2
07:50	50.0%	35.0%	20.9%

Post-monitoring Calibration Check

Time	CH4	CO2	O2
14:15	50.0%	35.0%	20.9%

**NOTES:**

---

---

June 1, 2020  
File No. 04207033.13

Subject: **Second Quarter 2020 Groundwater Monitoring Event  
Coupeville Solid Waste Facility, Island County, Washington**

---

**NOTES/SAMPLE DECODING:**

Event Dates: May 18-20, 2020

Field Staff: Sam Graber & Travis Berndahl

- This was a 2-year sampling event. Monitoring wells C1S, N1SR, SE1D, SE1S, N5S, W1D, and W2S, and pumping well STP were monitored in addition to the standard list of wells. In addition, monitoring well E1S was sampled for the full suite of parameters.
- Pumping well S7, which is on the list of 2-year sample locations, could not be sampled due to pump failure.
- Duplicate samples were taken from monitoring wells C1S and N3S.
- The YSI Multiparameter meter were calibrated daily prior to sampling.

Sample Date	Sample Number	Well ID
5/18/20	0520-01	E4S
5/18/20	0520-02	SE1D
5/18/20	0520-03	E4D
5/18/20	0520-04	SE1S
5/18/20	0520-05	NE1S
5/18/20	0520-06	N1SR
5/18/20	0520-07	NE1D
5/18/20	0520-08	N1D
5/18/20	0520-09	E3D
5/18/20	0520-10	C1S
5/18/20	0520-11	N3D
5/18/20	0520-12	C1S (Duplicate)
5/18/20	0520-13	N3S
5/18/20	0520-14	N2S
5/18/20	0520-15	N3S (Duplicate)
5/18/20	0520-16	N2D
5/18/20	0520-17	E1S
5/19/20	0520-18	W1D
5/19/20	0520-19	N5D
5/19/20	0520-20	E7D
5/19/20	0520-21	N5S
5/19/20	0520-22	S11D

5/19/20	0520-23	STP
5/19/20	0520-24	S11S
5/19/20	0520-25	S10S
5/19/20	0520-26	DNR
5/19/20	0520-27	E1D
5/19/20	0520-28	E2S
5/19/20	0520-29	E6D
5/19/20	0520-30	E2D
5/19/20	0520-31	DOT
5/20/20	0520-32	E10D
5/19/20	0520-33	E8D
5/20/20	0520-34	E9D
5/19/20	0520-35	E5D
5/20/20	0520-36	WR1
5/20/20	0520-37	W2S

# SCS ENGINEERS

2405 140th ave NE #107

Bellevue, WA 98005

(425) 746-4600

## Groundwater Sampling Data Sheet

Project #: 04207033.13  
 Site: CSWF  
 Well ID: E45  
 Sample ID: 0520-01  
 Date: 5/18/2020  
 Weather: Sunny

Sampling Method: Dedicated 1.75" QED SamplePro Bail Peristaltic Grab Other  
 Meter: CONTROL SETTINGS: MP-20 YSI refit  
 Refill: 11  
 Discharge: 9  
 Pressure: 90  
 Flow: 300 ml/min

1 ft water = 0.62L  
 1L = 0.26 gallons  
 One Well Volume (liters):  
 Total Volume Bailed (liters):  
 Flow Setting:

Filtered?  N Locked?  N Water in Protector?  Y Damage?  Y  
 Sample Containers: 1000 ml Poly 500 ml Poly 250 ml Poly 125 ml Poly  
 500 ml HNO3 x2 500 ml H2SO4 x2 40 ml VOA x3 x6 1000 ml Amber  
 125 ml NaOH

TIME	DTW	Temp.	Sp. Cond.	DO	pH	Eh	Turbidity	Q / Vol.
1021		11.1	1076	7.36	7.08	164.3		
1026		10.7	1189	3.87	7.14	118.4	7.51	
1029		10.6	1225	2.93	7.12	96.9	16.61	
1032		10.6	1247	2.54	7.11	88.0	27.64	
1035		10.7	1252	2.35	7.11	83.2	38.75	
1038		10.7	1257	2.30	7.11	81.1	48.30	
<u>1041</u>		10.7	1259	2.24	7.11	79.2	56.01	
1044		10.7	1261	2.20	7.11	77.5	63.01	
1047		10.7	1264	2.15	7.11	75.0	64.02	
1050		10.7	1265	2.12	7.11	73.4	64.13	*

Notes / Observations (color, odor, anomalies, etc):

@1032 pressure turned down to 90  
 turbidity still climbing  
 No visual turbidity  
 sample completely clear  
 \*turbidity meter not working\*

Stabilization Parameters: pH/DO ± 0.2, SpC ± 10%, Temp ± 0.5°C, Turb. ± 10% or ≤ 5

SAMPLER: Travis Berndahl  
 Printed Name

[Signature]  
 Signature

# SCS ENGINEERS

2405 140th ave NE #107

Bellevue, WA 98005

(425) 746-4600

## Groundwater Sampling Data Sheet

Project #: 04207033.13		Sampling Method: <u>Dedicated</u>	1.75" QED SamplePro	Bail	Peristaltic	Grab	Other
Site: CSWF		Meter: CONTROL SETTINGS:	1 ft water = 0.62L		1L = 0.26 gallons		
Well ID: <u>0520262 SEID</u>		MP-20	Refill: <u>12.5</u>	One Well Volume (liters)		Other: _____	
Sample ID: 0520-02		<input checked="" type="checkbox"/> YSI	Discharge: <u>7.5</u>	Total Volume Bailed (liters)		Flow Setting: _____	
Date: 5/10/2020			Pressure: <u>95</u>	Flow: <u>250 mL/min</u>			
Weather: <u>Sunny</u>		Total Depth					
Filtered? <input checked="" type="checkbox"/> N	Locked? <input checked="" type="checkbox"/> N	Water in Protector? <input checked="" type="checkbox"/> N	Damage? Y <input checked="" type="checkbox"/> N				
Sample Containers:	1000 ml Poly	500 ml Poly	250 ml Poly	125 ml Poly			
	500 ml HNO3 x2	500 ml H2SO4 x2	40 ml VOA x3 x6	1000 ml Amber			
	125 ml NaOH						

TIME	DTW	Temp.	Sp.Cond.	DO	pH	Eh	Turbidity	Q / Vol.
1047		10.96	969		7.65	234.4		
1058		10.07	953	2.27	7.89	190.5		
1101		10.08	953	1.66	7.96	131.4		
1104		10.01	953	1.32	8.00	93.6		
1107		10.08	953	1.10	8.02	49.7		
<del>1110</del>								
1111		10.11	953	0.99	8.04	32.0	1.91	

Notes / Observations (color, odor, anomalies, etc):

---



---



---



---



---



---



---



---



---



---



---



---



---



---



---



---



---



---



---



---



---



---



---

Stabilization Parameters: pH/DO ± 0.2, SpC ± 10%, Temp ± 0.5°C, Turb. ± 10% or ≤ 5

SAMPLER: Sam Gruber  
 Printed Name

[Signature]  
 Signature

# SCS ENGINEERS

2405 140th ave NE #107  
Bellevue, WA 98005

(425) 746-4600

## Groundwater Sampling Data Sheet

Project #: 04207033.13

Site: CSWF

Well ID: E4D

Sample ID: 0520-03

Date: 5/18/2020

Weather: SUNNY

Sampling Method: Dedicated 1.75" QED SamplePro Bail Peristaltic Grab Other

Meter: CONTROL SETTINGS: 1 ft water = 0.62L 1L = 0.26 gallons

MP-20 YSI rental

Refill 16 One Well Volume \_\_\_\_\_ Other: \_\_\_\_\_

Discharge 10 (liters)

Pressure 100 Total Volume Bailed \_\_\_\_\_

Flow 100 ml/min (liters)

DTW 153.12

TOS \_\_\_\_\_

Intake \_\_\_\_\_

BOS \_\_\_\_\_

Total Depth \_\_\_\_\_

Filtered?  N Locked?  N Water in Protector?  N Damage?  N

Sample Containers: 1000 ml Poly 500 ml Poly 250 ml Poly 125 ml Poly

500 ml HNO3 x2 500 ml H2SO4 x2 40 ml VOA x3 x6 1000 ml Amber

125 ml NaOH

TIME	DTW	Temp.	Sp. Cond.	DO	pH	Eh	Turbidity	Q / Vol.
1118		12.0	588	9.25	7.29	100.9		
1123		11.8	560	8.04	7.18	53.0	3.53	
1126		11.5	557	5.22	7.37	40.6	3.18	
1129		11.5	553	4.07	7.54	-33.7	2.72	
1132		11.4	552	3.49	7.67	-49.1	2.49	
1135		11.5	549	2.36	7.86	-65.5	2.40	
1138		11.4	548	<del>2.19</del> 2.19	7.94	-74.7	2.26	

Notes / Observations (color, odor, anomalies, etc):

Stabilization Parameters: pH/DO ± 0.2, SpC ± 10%, Temp ± 0.5°C, Turb. ± 10% or ≤ 5

SAMPLER: Travis Berndahl  
Printed Name

[Signature]  
Signature

# SCS ENGINEERS

2405 140th ave NE #107

Bellevue, WA 98005

(425) 746-4600

## Groundwater Sampling Data Sheet

Project #: 04207033.13		Sampling Method: <u>Dedicated</u>	1.75" QED SamplePro	Bail	Peristaltic	Grab	Other
Site: CSWF		Meter: CONTROL SETTINGS:	1 ft water = 0.62L		1L = 0.26 gallons		
Well ID: SEIS		MP-20	Refill	13		One Well Volume (liters)	Other: _____
Sample ID: 0520-04		<u>YSI</u>	Discharge	7		Total Volume Bailed (liters)	Flow Setting: _____
Date: 5/18/2020			Pressure	8			
Weather: Sunny		Total Depth	Flow	80			
Filtered? <input checked="" type="checkbox"/> N	Locked? <input checked="" type="checkbox"/> N	Water in Protector? <input checked="" type="checkbox"/> N	* Damage? <input checked="" type="checkbox"/> N				
Sample Containers:	1000 ml Poly	500 ml Poly	250 ml Poly	125 ml Poly			
	500 ml HNO3 x2	500 ml H2SO4 x2	40 ml VOA x3 x6	1000 ml Amber			
	125 ml NaOH						

TIME	DTW	Temp.	Sp.Cond.	DO	pH	Eh	Turbidity	Q / Vol.
1145		11.59	902	6.33	7.92	90.1		
1150		10.72	866	6.48	7.76	140.9		
1153		10.66	870	5.26	7.77	146.7		
1156		10.54	873	3.95	7.78	150.3		
1159		10.49	872	3.74	7.78	151.9		
1202		10.36	872	3.48	7.78	155.0		
1205	139.02	10.05	873	3.37	7.74	159.4	0.81	

Notes / Observations (color, odor, anomalies, etc):

\* Monitor + large problem. Cannot lock.

Stabilization Parameters: pH/DO ± 0.2, SpC ± 10%, Temp ± 0.5°C, Turb. ± 10% or ≤ 5

SAMPLER: Sunny Graber  
 Printed Name

[Signature]  
 Signature

# SCS ENGINEERS

2405 140th ave NE #107  
 Bellevue, WA 98005

(425) 746-4600

## Groundwater Sampling Data Sheet

Project #: 04207033.13	Sampling Method: <u>Dedicated</u>	1.75" QED SamplePro	Bail	Peristaltic	Grab	Other
Site: CSWF	Meter: CONTROL SETTINGS:	1 ft water = 0.62L	1L = 0.26 gallons			
Well ID: <u>NB15</u>	MP-20	Refill: <u>16</u>	One Well Volume (liters)	Other: _____		
Sample ID: 0520- <u>05</u>	<u>YSI</u>	Discharge: <u>10</u>	Total Volume Bailed (liters)	Flow Setting: _____		
Date: <u>5/18/2020</u>	<u>rental</u>	Pressure: <u>90</u>		Flow: <u>12 ml/min</u>		
Weather: <u>Sunny</u>	Total Depth					

Filtered?  Y  N  
 Locked?  Y  N  
 Water in Protector?  Y  N  
 Damage?  Y  N

Sample Containers:

1000 ml Poly	500 ml Poly	250 ml Poly	125 ml Poly
500 ml HNO3 x2	500 ml H2SO4 x2	40 ml VOA x3 x6	1000 ml Amber
125 ml NaOH			



143.61 DTW  
 TOS  
 Intake  
 BOS  
 Total Depth

Notes / Observations (color, odor, anomalies, etc):

TIME	DTW	Temp.	Sp.Cond.	DO	pH	Eh	Turbidity	Q / Vol.
1230		14.7	608	9.33	7.84	22.5	2.41	
1235		14.4	814	8.72	7.38	40.7	3.04	
1238		14.1	883	7.82	7.27	46.0	2.80	
1241		13.9	906	7.11	7.24	50.5		
1244		14.3	913	6.97	7.23	52.5		
1247		14.0	915	6.90	7.23	53.2		
1250		14.8	915	6.85	7.23	55.1	3.71	

Stabilization Parameters: pH/DO ± 0.2, SpC ± 10%, Temp ± 0.5°C, Turb. ± 10% or ≤ 5

SAMPLER: Travis Berndahl  
 Printed Name

[Signature]  
 Signature

# SCS ENGINEERS

2405 140th ave NE #107

Bellevue, WA 98005

(425) 746-4600

## Groundwater Sampling Data Sheet

Project #: 04207033.13

Site: CSWF

Well ID: NISR

Sample ID: 0520-06

Date: 5/18/2020

Weather: Sunny

Sampling Method: Dedicated 1.75" QED SamplePro Bail Peristaltic Grab Other

Meter: MP-20 CONTROL SETTINGS: Refill 8 Discharge 7 Pressure 60 Flow 300 mL/min

DTW 91.85 TOS Intake BOS Total Depth

1 ft water = 0.62L 1L = 0.26 gallons One Well Volume (liters) Total Volume Bailed (liters) Other: Flow Setting:

Filtered?  Y  N Locked?  Y  N Water in Protector?  Y  N  Damage?  Y  N

Sample Containers: 1000 ml Poly 500 ml Poly 250 ml Poly 125 ml Poly  
 500 ml HNO3 x2 500 ml H2SO4 x2 40 ml VOA x3 x6 1000 ml Amber  
 125 ml NaOH

TIME	DTW	Temp.	Sp.Cond.	DO	pH	Eh	Turbidity	Q / Vol.
1300		11.23	336	5.48	6.90	233.7		
1305		11.26	320	3.11	6.58	236.3		
1308		11.28	320	3.61	6.56	233.8		
1311		11.30	322	4.48	6.54	230.7		
1314		11.31	322	3.72	6.55	225.6		
1317		11.33	323	3.01	<del>200.0</del> 6.55	220.0		
1320	92.00	11.34	323	2.63	6.55	215.2	1.96	

Notes / Observations (color, odor, anomalies, etc):

*\* under correct starting to crack.*

Stabilization Parameters: pH/DO ± 0.2, SpC ± 10%, Temp ± 0.5°C, Turb. ± 10% or ≤ 5

SAMPLER: Sam Gruber  
 Printed Name

[Signature]  
 Signature

# SCS ENGINEERS

2405 140th ave NE #107

Bellevue, WA 98005

(425) 746-4600

## Groundwater Sampling Data Sheet

Project #: 04207033.13

Site: CSWF

Well ID: NE10

Sample ID: 0520-07

Date: 5/18/2020

Weather: Sunny

Filtered?  N Locked?  N Water in Protector?  Y Damage?  Y

Sample Containers: 1000 ml Poly 500 ml Poly 250 ml Poly 125 ml Poly  
500 ml HNO3 x2 500 ml H2SO4 x2 40 ml VOA x3 x6 1000 ml Amber  
125 ml NaOH

Sampling Method: Dedicated 1.75" QED SamplePro Bail Peristaltic Grab Other

Meter: CONTROL SETTINGS: 1 ft water = 0.62L 1L = 0.26 gallons

MP-20 Refill 9 One Well Volume \_\_\_\_\_ Other: \_\_\_\_\_

YSI Discharge 11 (liters)

Pressure 100 Total Volume Bailed \_\_\_\_\_ Flow Setting: \_\_\_\_\_

Flow 100 ml/min (liters)

DTW 156.70

TOS \_\_\_\_\_

Intake \_\_\_\_\_

BOS \_\_\_\_\_

Total Depth \_\_\_\_\_

TIME	DTW	Temp.	Sp.Cond.	DO	pH	Eh	Turbidity	Q / Vol.
1324		15.4	800	8.03	7.21	50.5	2.71	
1329		14.0	693	4.04	7.46	25.4	3.06	
1332		13.8	683	2.54	7.53	14.5	3.90	
1335		13.8	673	1.91	7.56	5.0		
1338		13.8	673	1.59	7.58	-1.8		
1341		13.8	674	1.30	7.60	-8.1	3.70	
1344		13.5	675	1.10	7.61	-13.9	3.91	

Notes / Observations (color, odor, anomalies, etc):

Stabilization Parameters: pH/DO ± 0.2, SpC ± 10%, Temp ± 0.5°C, Turb. ± 10% or ≤ 5

SAMPLER: Travis Berndahl  
Printed Name

[Signature]  
Signature

# SCS ENGINEERS

2405 140th ave NE #107

Bellevue, WA 98005

(425) 746-4600

## Groundwater Sampling Data Sheet

Project #: <u>04207033.13</u>	Sampling Method: <u>Dedicated</u>	1.75" QED SamplePro	Bail	Peristaltic	Grab	Other
Site: <u>CSWF</u>		Meter: <u>CONTROL SETTINGS:</u>	1 ft water = 0.62L		1L = 0.26 gallons	
Well ID: <u>NID</u>		MP-20	Refill	One Well Volume		Other:
Sample ID: <u>0520-08</u>		<u>YSI</u>	Discharge	(liters)		Flow
Date: <u>5/18/2020</u>			Pressure	Total Volume Bailed		Setting:
Weather: <u>Sunny</u>			Flow	(liters)		
Filtered? <input checked="" type="checkbox"/> N	Locked? <input checked="" type="checkbox"/> N	Water in Protector? <input checked="" type="checkbox"/> N	Damage? <input checked="" type="checkbox"/> N			
Sample Containers:	1000 ml Poly	500 ml Poly	250 ml Poly	125 ml Poly		
	500 ml HNO3 x2	500 ml H2SO4 x2	40 ml VOA x3 x6	1000 ml Amber		
	125 ml NaOH					

TIME	DTW	Temp.	Sp.Cond.	DO	pH	Eh	Turbidity	Q / Vol.
1347		13.28	1339		7.70	178.7		
1352		11.35	1483	7.97	7.78	168.6		
1355		11.47	1489	4.73	7.45	166.8		
1358		11.38	1481	1.95	7.53	68.8		
1401		11.27	1474	1.11	7.58	29.3		
1404		11.24	1474	0.89	7.58	17.9		
1407	135.02	11.22	1468	0.79	7.56	12.2	4.43	

Notes / Observations (color, odor, anomalies, etc):

---



---



---



---



---



---



---



---



---



---



---



---



---



---



---



---



---



---



---



---



---



---



---

Stabilization Parameters: pH/DO ± 0.2, SpC ± 10%, Temp ± 0.5°C, Turb. ± 10% or ≤ 5

SAMPLER: Sam Gruber  
Printed Name

Signature

**SCS ENGINEERS**

2405 140th ave NE #107

Bellevue, WA 98005

(425) 746-4600

**Groundwater Sampling Data Sheet**

Project #: 04207033.13  
 Site: CSWF  
 Well ID: E30  
 Sample ID: 0520-09  
 Date: 5/18/2020  
 Weather: Sunny

Sampling Method: Dedicated  
 Meter: CONTROL SETTINGS:  
 MP-20  
 YSI  
 ref 241

1.75" QED SamplePro  
 Bail  
 Peristaltic  
 Grab  
 Other

DTW: 149.44  
 TOS  
 Intake  
 BOS  
 Total Depth

1 ft water = 0.62L  
 1L = 0.26 gallons  
 One Well Volume (liters)  
 Total Volume Bailed (liters)  
 Refill: 11  
 Discharge: 9  
 Pressure: 100  
 Flow: 300 mL/min.

Filtered?  N Locked?  N Water in Protector?  Y Damage?  Y  
 Sample Containers: 1000 ml Poly 500 ml Poly 250 ml Poly 125 ml Poly  
 500 ml HNO3 x2 500 ml H2SO4 x2 40 ml VOA x3 x6 1000 ml Amber  
 125 ml NaOH

Notes / Observations (color, odor, anomalies, etc):

TIME	DTW	Temp.	Sp.Cond.	DO	pH	Eh	Turbidity	Q / Vol.
1427		14.0	762	9.36	8.15	30.1	3.07	
1432		12.8	762	9.91	8.04	35.1	2.36	
1435		12.7	776	9.87	7.96	38.0		
1438		12.7	771	9.85	7.91	39.3		
1441		12.6	775	8.72	7.81	38.7		
1444		12.7	774	6.95	7.73	35.1		
1447		12.7	772	5.50	7.72	29.8	2.39	
1450		12.6	769	4.21	7.75	20.8	2.43	
1453		12.7	768	3.65	7.77	12.5	2.42	
1456		12.8	769	3.48	7.79	7.4	2.50	

Stabilization Parameters: pH/DO ± 0.2, SpC ± 10%, Temp ± 0.5°C, Turb. ± 10% or ≤ 5

SAMPLER: Travis Berndahl  
Printed Name


[Signature]  
Signature

# SCS ENGINEERS

2405 140th ave NE #107  
Bellevue, WA 98005

(425) 746-4600

## Groundwater Sampling Data Sheet

Project #: 04207033.13	Sampling Method: <u>Dedicated</u>	1.75" QED SamplePro	Bail	Peristaltic	Grab	Other
Site: CSWF	 89.59 DTW	Meter: CONTROL SETTINGS:	1 ft water = 0.62L		1L = 0.26 gallons	
Well ID: <u>C15</u>		MP-20	Refill: <u>8</u>	One Well Volume (liters)		Other:
Sample ID: 0520-10	Intake	Discharge: <u>7</u>	Total Volume Bailed (liters)		Flow Setting:	
Date: <u>5/13</u> 2020	BOS	Pressure: <u>60</u>				
Weather: <u>Sunny</u>	Total Depth	Flow: <u>300 ml/min</u>				
Filtered? <input checked="" type="checkbox"/> N	Locked? <input checked="" type="checkbox"/> N	Water in Protector? <input checked="" type="checkbox"/> N	Damage? <input checked="" type="checkbox"/> N			
Sample Containers:	1000 ml Poly	500 ml Poly	250 ml Poly	125 ml Poly		
	500 ml HNO3 x2	500 ml H2SO4 x2	40 ml VOA x3 x6	1000 ml Amber		
	125 ml NaOH					


TIME	DTW	Temp.	Sp.Cond.	DO	pH	Eh	Turbidity	Q / Vol.
1450		13.85	1066	6.42	7.09	181.5		
1453		13.36	1181	2.55	6.73	181.0		
1458		13.31	1195	2.96	6.79	179.8		
1501		13.24	1203	3.04	6.82	178.8		
1504		13.25	1204	2.36	6.88	177.6		
1507		13.24	1209	2.33	6.93	176.3		
1510	90.35	13.21	1209	2.28	6.86	176.4	2.86	

Notes / Observations (color, odor, anomalies, etc):

Dup collected as 0520-12  
@ 1530

Stabilization Parameters: pH/DO ± 0.2, SpC ± 10%, Temp ± 0.5°C, Turb. ± 10% or ≤ 5

SAMPLER: Sam Graber  
Printed Name

  
Signature

# SCS ENGINEERS

2405 140th ave NE #107  
Bellevue, WA 98005

(425) 746-4600

## Groundwater Sampling Data Sheet

Project #: 04207033.13		Sampling Method: <u>Dedicated</u>	1.75" QED SamplePro	Bail	Peristaltic	Grab	Other
Site: CSWF		149.05 DTW	Meter: CONTROL SETTINGS:	1 ft water = 0.62L		1L = 0.26 gallons	
Well ID: N30		TOS	MP-20	Refill	One Well Volume		Other:
Sample ID: 0520-11		Intake	<u>YSI</u>	Discharge	(liters)		Flow
Date: 5/18/2020		BOS	<u>rental</u>	Pressure	Total Volume Bailed		Setting:
Weather: Sunny	Total Depth		Flow	(liters)			
Filtered? <input checked="" type="checkbox"/> N	Locked? <input checked="" type="checkbox"/> N	Water in Protector? <input checked="" type="checkbox"/> Y	Damage? <input checked="" type="checkbox"/> Y				
Sample Containers:	1000 ml Poly	500 ml Poly	250 ml Poly	125 ml Poly			
	500 ml HNO3 x2	500 ml H2SO4 x2	40 ml VOA x3 x6	1000 ml Amber			
	125 ml NaOH						

Notes / Observations (color, odor, anomalies, etc):

---



---



---



---



---



---



---



---



---



---



---



---



---



---



---



---



---



---



---



---



---



---



---

1534

TIME	DTW	Temp.	Sp.Cond.	DO	pH	Eh	Turbidity	Q / Vol.
<del>1532</del>		16.0	702	8.58	7.28	47.5		
1539		14.3	656	6.35	6.73	72.6	2.51	
1542		14.1	655	6.24	6.81	70.4		
1545		14.0	653	5.14	6.94	62.0	2.92	
1548		13.9	662	3.49	7.15	47.0	2.62	
1551		13.6	673	2.52	7.35	32.0	2.76	
<u>1554</u>		13.6	678	1.76	7.46	22.4	2.91	
1557		13.5	677	1.64	7.53	11.7	3.11	

Stabilization Parameters: pH/DO ± 0.2, SpC ± 10%, Temp ± 0.5°C, Turb. ± 10% or ≤ 5

SAMPLER: Travis Berndahl  
Printed Name

[Signature]  
Signature

# SCS ENGINEERS

2405 140th ave NE #107  
Bellevue, WA 98005

(425) 746-4600

## Groundwater Sampling Data Sheet

Project #: 04207033.13	Sampling Method: <u>Dedicated</u>	1.75" QED SamplePro	Bail	Peristaltic	Grab	Other
Site: CSWF	Meter: CONTROL SETTINGS:	1 ft water = 0.62L		1L = 0.26 gallons		
Well ID: <u>N35</u>	MP-20	Refill: <u>10</u>	One Well Volume (liters)		Other: _____	
Sample ID: 0520-13	<u>YSI</u>	Discharge: <u>5</u>	Total Volume Bailed (liters)		Flow Setting: _____	
Date: <u>5/18</u> /2020	<u>rental</u>	Pressure: <u>80</u>				
Weather: <u>Sunny</u>	Total Depth	Flow: <u>300 ml/min</u>				

Filtered? <input checked="" type="checkbox"/> Y <input type="checkbox"/> N	Locked? <input checked="" type="checkbox"/> Y <input type="checkbox"/> N	Water in Protector? <input checked="" type="checkbox"/> Y <input type="checkbox"/> N	Damage? <input type="checkbox"/> Y <input checked="" type="checkbox"/> N
Sample Containers: 1000 ml Poly	500 ml Poly	250 ml Poly	125 ml Poly
500 ml HNO3 x2	500 ml H2SO4 x2	40 ml VOA x3 x6	1000 ml Amber
125 ml NaOH			

TIME	DTW	Temp.	Sp.Cond.	DO	pH	Eh	Turbidity	Q / Vol.
1620		12.8	1068	4.97	7.35	62.5	3.84	
1625		12.3	1056	6.51	7.28	56.8		
1628		12.4	1054	6.80	7.29	58.8		
1631		12.5	1054	6.85	7.29	60.2		
1634		12.5	1052	6.88	7.29	60.2		
1637		12.5	1054	6.90	7.30	62.1		
1640		12.4	1054	6.93	7.30	62.5	0.53	

Notes / Observations (color, odor, anomalies, etc):

Dup taken @ 1650

0520-15

Stabilization Parameters: pH/DO ± 0.2, SpC ± 10%, Temp ± 0.5°C, Turb. ± 10% or ≤ 5

SAMPLER: Travis Berndahl  
Printed Name

[Signature]  
Signature

# SCS ENGINEERS

2405 140th ave NE #107

Bellevue, WA 98005

(425) 746-4600

## Groundwater Sampling Data Sheet

Project #: 04207033.13

Site: CSWF

Well ID: N25

Sample ID: 0520-14

Date: 5/18/2020

Weather: Sunny

Filtered?  Y  N

Locked?  Y  N

Water in Protector?  Y  N

Damage?  Y  N

Sample Containers:

1000 ml Poly	500 ml Poly	250 ml Poly	125 ml Poly
500 ml HNO3 x2	500 ml H2SO4 x2	40 ml VOA x3 x6	1000 ml Amber
125 ml NaOH			

Sampling Method: Dedicated

Meter: CONTROL SETTINGS:

MP-20

YSI

1.75" QED SamplePro

Bail

Peristaltic

Grab

Other

DTW: 134.90

TOS

Intake

BOS

Total Depth

1 ft water = 0.62L

1L = 0.26 gallons

Refill: 10

Discharge: 5

Pressure: 95

Flow: 125 mL/min

One Well Volume (liters)

Total Volume Bailed (liters)

Other:

Flow Setting:

TIME	DTW	Temp.	Sp.Cond.	DO	pH	Eh	Turbidity	Q / Vol.
1615		17.70	928		7.71	179.1		
1620		14.91	1025	5.61	7.32	183.4		
1623		14.18	1059	2.00	7.14	186.0		
1626		14.44	1063	2.18	7.13	183.7		
1629		14.35	1079	1.84	7.08	180.7		
1632		14.27	1088	1.71	7.07	179.2		
1635	135.42	14.47	1092	1.66	7.09	178.1	1.50	

Notes / Observations (color, odor, anomalies, etc):

Stabilization Parameters: pH/DO ± 0.2, SpC ± 10%, Temp ± 0.5°C, Turb. ± 10% or ≤ 5

SAMPLER: Sam Graber  
Printed Name

[Signature]  
Signature



# SCS ENGINEERS

2405 140th ave NE #107

Bellevue, WA 98005

(425) 746-4600

## Groundwater Sampling Data Sheet

Project #: 04207033.13

Site: CSWF

Well ID: E15

Sample ID: 0520-17

Date: 5/18/2020

Weather: Sunny

Filtered?  Y  N

Locked?  Y  N

Water in Protector?  Y  N

Damage?  Y  N

Sample Containers:

1000 ml Poly	500 ml Poly	250 ml Poly	125 ml Poly
500 ml HNO3 x2	500 ml H2SO4 x2	40 ml VOA x3 x6	1000 ml Amber
125 ml NaOH			

Sampling Method: Dedicated 1.75" QED SamplePro Bail Peristaltic Grab Other

Meter: CONTROL SETTINGS: 1 ft water = 0.62L 1L = 0.26 gallons

MP-20 Refill 12.5 One Well Volume \_\_\_\_\_ Other: \_\_\_\_\_

YSI Discharge 7.5 (liters)

Pressure 80 Total Volume Bailed \_\_\_\_\_ Flow Setting: \_\_\_\_\_

Flow 350 mL/min (liters)

DTW 137.05

TOS \_\_\_\_\_

Intake \_\_\_\_\_

BOS \_\_\_\_\_

Total Depth \_\_\_\_\_

TIME	DTW	Temp.	Sp.Cond.	DO	pH	Eh	Turbidity	Q / Vol.
1726		12.6	1189	9.42	7.94	62	3.91	3474
1731		11.5	1183	7.88	7.15	48.4		
1734		11.4	1182	7.71	7.14	53.2	3.83	
1737		11.3	1181	7.67	7.14	56.0	3.37	
1740		11.3	1180	7.62	7.13	58.7	3.12	
1743		11.3	1180	7.60	7.13	60.1	3.07	
1746		11.3	1181	7.58	7.13	62.4	3.11	

Notes / Observations (color, odor, anomalies, etc):

Stabilization Parameters: pH/DO ± 0.2, SpC ± 10%, Temp ± 0.5°C, Turb. ± 10% or ≤ 5

SAMPLER: Travis Berndahl  
Printed Name

[Signature]  
Signature

# SCS ENGINEERS

2405 140th ave NE #107  
Bellevue, WA 98005

(425) 746-4600

## Groundwater Sampling Data Sheet

Project #: <u>04207033.13</u>	Sampling Method: <u>Dedicated</u>	1.75" QED SamplePro	Bail	Peristaltic	Grab	Other
Site: <u>CSWF</u>		DTW	CONTROL SETTINGS:		1 ft water = 0.62L	1L = 0.26 gallons
Well ID: <u>W1D</u>		TOS	Meter: <u>MP-20</u>	Refill <u>8</u>	One Well Volume (liters)	Other: _____
Sample ID: <u>0520-18</u>		Intake	<u>YSI</u>	Discharge <u>7</u>	Total Volume Bailed (liters)	Flow Setting: _____
Date: <u>5/19/2020</u>		BOS	Pressure <u>75</u>	Flow <u>700 mL/min</u>		
Weather: <u>cloudy</u>	Total Depth					
Filtered? <input checked="" type="checkbox"/> Y <input type="checkbox"/> N	Locked? <input checked="" type="checkbox"/> Y <input type="checkbox"/> N	Water in Protector? <input type="checkbox"/> Y <input checked="" type="checkbox"/> N	Damage? <input type="checkbox"/> Y <input checked="" type="checkbox"/> N			
Sample Containers:	1000 ml Poly	500 ml Poly	250 ml Poly	125 ml Poly		
	500 ml HNO3 x2	500 ml H2SO4 x2	40 ml VOA x3 x6	1000 ml Amber		
	125 ml NaOH					

TIME	DTW	Temp.	Sp.Cond.	DO	pH	Eh	Turbidity	Q / Vol.
1015		10.06	926		7.11	297.6		
1020		10.17	924	7.23	7.18	277.5		
1023		10.13	919	7.52	7.41	233.5		
1026		10.08	914	2.75	7.62	168.1		
1029		10.05	910	1.65	7.85	53.6		
1032		10.04	909	1.41	7.89	21.1		
1035	138.03	10.04	909	1.23	7.93	-2.4	0.30	

Notes / Observations (color, odor, anomalies, etc):

W1S DTW:

109.71

Stabilization Parameters: pH/DO ± 0.2, SpC ± 10%, Temp ± 0.5°C, Turb. ± 10% or ≤ 5

SAMPLER: Sam Graber  
Printed Name

[Signature]  
Signature

# SCS ENGINEERS

2405 140th ave NE #107  
Bellevue, WA 98005

(425) 746-4600

## Groundwater Sampling Data Sheet

Project #: 04207033.13  
Site: CSWF  
Well ID: ~~955~~ N5D  
Sample ID: 0520-19  
Date: 5/19/2020  
Weather: Cloudy



148.40 DTW  
TOS  
Intake  
BOS  
Total Depth

Sampling Method: Dedicated

1.75" QED SamplePro

Bail

Peristaltic

Grab

Other

Meter: CONTROL SETTINGS:

MP-20

YSI

rev 1.1

Refill 4.5 IS

Discharge 4.5 IS

Pressure 10 10

Flow 200 ml/min

1 ft water = 0.62L

1L = 0.26 gallons

One Well Volume (liters)

Total Volume Bailed (liters)

Other:

Flow Setting:

Filtered?  N Locked?  N Water in Protector?  N Damage? Y  N  
Sample Containers: 1000 ml Poly 500 ml Poly 250 ml Poly 125 ml Poly  
500 ml HNO3 x2 500 ml H2SO4 x2 40 ml VOA x3 x6 1000 ml Amber  
125 ml NaOH

Notes / Observations (color, odor, anomalies, etc):

TIME	DTW	Temp.	Sp.Cond.	DO	pH	Eh	Turbidity	Q / Vol.
941		10.3	1054	9.88	7.67	67.2	2.64	
946		10.2	1308	4.95	7.39	64.0		
949		10.3	1343	3.51	7.37	58.3		
952		10.3	1361	2.38	7.36	53.0		
955		10.3	1365	1.73	7.35	45.6		
958		10.3	1363	1.27	7.35	39.2	2.59	
1001		10.3	1361	1.05	7.35	34.3	2.67	

Stabilization Parameters: pH/DO ± 0.2, SpC ± 10%, Temp ± 0.5°C, Turb. ± 10% or ≤ 5

SAMPLER: Travis Berndahl  
Printed Name

[Signature]  
Signature

# SCS ENGINEERS

2405 140th ave NE #107  
Bellevue, WA 98005

(425) 746-4600

## Groundwater Sampling Data Sheet

Project #: 04207033.13  
 Site: CSWF  
 Well ID: E70  
 Sample ID: 0520-20  
 Date: 5/19/2020  
 Weather: cloudy

Sampling Method: Dedicated    1.75" QED SamplePro    Bail    Peristaltic    Grab    Other

Meter: MP-20    CONTROL SETTINGS:    1 ft water = 0.62L    1L = 0.26 gallons  
YSI    Refill: 10    One Well Volume (liters): \_\_\_\_\_    Other: \_\_\_\_\_  
 Discharge: 10    Total Volume Bailed (liters): \_\_\_\_\_  
 Pressure: 100    Flow Setting: \_\_\_\_\_  
 Flow: 100 mL/min

DTW: 144.83  
 TOS \_\_\_\_\_  
 Intake \_\_\_\_\_  
 BOS \_\_\_\_\_  
 Total Depth \_\_\_\_\_

Filtered?  N    Locked?  N    Water in Protector?  N    Damage?  N

Sample Containers:    1000 ml Poly    500 ml Poly    250 ml Poly    125 ml Poly  
 500 ml HNO3 x2    500 ml H2SO4 x2    40 ml VOA x3 x6    1000 ml Amber  
 125 ml NaOH

Notes / Observations (color, odor, anomalies, etc):

TIME	DTW	Temp.	Sp.Cond.	DO	pH	Eh	Turbidity	Q / Vol.
1125		15.42	1395	6.41	7.43	156.7		
1130		14.84	1559	4.48	7.26	160.4		
1133		14.76	1650	2.22	7.06	146.2		
1136		14.70	1771	1.58	6.91	129.3		
1139		14.71	1787	1.18	6.84	102.7		
1142		14.75	1788	1.03	6.83	90.1		
1145		14.80	1789	0.91	6.82	77.7	0.57	

Stabilization Parameters: pH/DO ± 0.2, SpC ± 10%, Temp ± 0.5°C, Turb. ± 10% or ≤ 5

SAMPLER: Sam Graber  
Printed Name

[Signature]  
Signature

# SCS ENGINEERS

2405 140th ave NE #107

Bellevue, WA 98005

(425) 746-4600

## Groundwater Sampling Data Sheet

Project #: 04207033.13

Site: CSWF

Well ID: N55

Sample ID: 0520-21

Date: 5/19/2020

Weather: Cloudy

Filtered?  Y  N

Sample Containers: 1000 ml Poly  
500 ml HNO3 x2  
125 ml NaOH

Locked?  Y  N

Water in Protector?  Y  N

1000 ml Poly  
 500 ml H2SO4 x2  
 250 ml Poly  
 40 ml VOA x3 x6  
 125 ml Poly  
 1000 ml Amber

Damage?  Y  N

Sampling Method: Dedicated

1.75" QED SamplePro

Bail

Peristaltic

Grab

Other

Meter: CONTROL SETTINGS:  
MP-20  
 YSI  
rental

Refill: 8

Discharge: 7

Pressure: 30

Flow: 250 ml/min

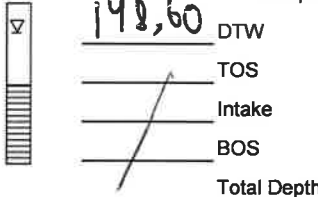
1 ft water = 0.62L  
 1L = 0.26 gallons

One Well Volume (liters): \_\_\_\_\_

Total Volume Bailed (liters): \_\_\_\_\_

Other: \_\_\_\_\_

Flow Setting: \_\_\_\_\_



TIME	DTW	Temp.	Sp.Cond.	DO	pH	Eh	Turbidity	Q / Vol.
1034		10.2	735	8.87	7.29	99.0	2.97	
1039		10.3	718	2.27	7.43	53.7	3.00	
1042		10.3	719	0.89	7.46	27.8		
1045		10.3	718	0.60	7.47	14.7		
1048		10.3	717	0.53	7.47	11.6	3.26	
1051		10.3	717	0.48	7.48	9.6		
1054		10.3	717	0.43	7.48	6.6	3.92	

Notes / Observations (color, odor, anomalies, etc):

Crystallized white substance on monitoring monument

Stabilization Parameters: pH/DO ± 0.2, SpC ± 10%, Temp ± 0.5°C, Turb. ± 10% or ≤ 5

SAMPLER: Travis Berndahl  
 Printed Name

[Signature]  
 Signature

# SCS ENGINEERS

2405 140th ave NE #107

Bellevue, WA 98005

(425) 746-4600

## Groundwater Sampling Data Sheet

Project #: 04207033.13  
 Site: CSWF  
 Well ID: S11D  
 Sample ID: 0520-22  
 Date: 5/19/2020  
 Weather: cloudy

Sampling Method: Dedicated 1.75" QED SamplePro Bail Peristaltic Grab Other  
 Meter: CONTROL SETTINGS: MP-20 YSI  
 Refill: 10 Discharge: 10 Pressure: 100 Flow: 250 ml/min  
 1 ft water = 0.62L 1L = 0.26 gallons  
 One Well Volume (liters) \_\_\_\_\_ Other: \_\_\_\_\_  
 Total Volume Bailed (liters) \_\_\_\_\_ Flow Setting: \_\_\_\_\_

DTW: 145.19  
 TOS: /  
 Intake: /  
 BOS: /  
 Total Depth: /

Filtered?  N Locked?  N Water in Protector?  N Damage? Y  N

Sample Containers: 1000 ml Poly 500 ml Poly 250 ml Poly 125 ml Poly  
 500 ml HNO3 x2 500 ml H2SO4 x2 40 ml VOA x3 x6 1000 ml Amber  
 125 ml NaOH

Notes / Observations (color, odor, anomalies, etc):

TIME	DTW	Temp.	Sp.Cond.	DO	pH	Eh	Turbidity	Q / Vol.
1257		15.71	884		8.27	146.1		
1302		10.04	878	4.05	7.81	80.3		
1305		9.95	873	2.81	7.81	37.2		
1308		9.92	870	1.96	7.81	-1.6		
1311		9.88	872	1.61	7.82	-19.8		
1314		9.86	875	1.42	7.84	-32.3		
1317		9.87	878	1.35	7.85	-38.9	3.39	

Stabilization Parameters: pH/DO ± 0.2, SpC ± 10%, Temp ± 0.5°C, Turb. ± 10% or ≤ 5

SAMPLER: Sam Gruber  
 Printed Name

[Signature]  
 Signature

# SCS ENGINEERS

2405 140th ave NE #107  
Bellevue, WA 98005

(425) 746-4600

## Groundwater Sampling Data Sheet

Project #: 04207033.13	Sampling Method: Dedicated	1.75" QED SamplePro	Bail	Peristaltic	<u>Gra</u>	Other
Site: CSWF	Meter: MP-20	CONTROL SETTINGS:		1 ft water = 0.62L	1L = 0.26 gallons	
Well ID: <u>STP</u>	YSI	Refill	Discharge	Pressure	Flow	One Well Volume (liters) _____
Sample ID: 0520-23	<u>refta1</u>					Other: _____
Date: 5/19/2020						Total Volume Bailed (liters) _____
Weather: <u>cloudy</u>						Flow Setting: _____
Filtered? <input checked="" type="checkbox"/> N	Locked? <input checked="" type="checkbox"/> N	Water in Protector? <input checked="" type="checkbox"/> N	Damage? <input checked="" type="checkbox"/> N			
Sample Containers:	1000 ml Poly	500 ml Poly	250 ml Poly	125 ml Poly		
	500 ml HNO3 x2	500 ml H2SO4 x2	40 ml VOA x3 x6	1000 ml Amber		
	125 ml NaOH					

TIME	DTW	Temp.	Sp.Cond.	DO	pH	Eh	Turbidity	Q / Vol.
1116	<u>Started purge</u>							
1126	<del>11.6</del>	14.7	545	0.87	9.24	-170.1	17.11	

Notes / Observations (color, odor, anomalies, etc):

---

---

---

---

---

---

---

---

---

---

---

---

---

---

---

---

---

---

---

---

---

---

---

---

---

---

Stabilization Parameters: pH/DO ± 0.2, SpC ± 10%, Temp ± 0.5°C, Turb. ± 10% or ≤ 5

SAMPLER: Travis Berndah  
Printed Name

[Signature]  
Signature

# SCS ENGINEERS

2405 140th ave NE #107  
Bellevue, WA 98005

(425) 746-4600

## Groundwater Sampling Data Sheet

Project #: 04207033.13

Site: CSWF

Well ID: S115

Sample ID: 0520-24

Date: 5/19/2020

Weather: cloudy

Filtered?  Y  N

Locked?  Y  N

Water in Protector?  Y  N

Damage?  Y  N

Sample Containers:

1000 ml Poly	500 ml Poly	250 ml Poly	125 ml Poly
500 ml HNO3 x2	500 ml H2SO4 x2	40 ml VOA x3 x6	1000 ml Amber
125 ml NaOH			

Sampling Method: Dedicated 1.75" QED SamplePro Bail Peristaltic Grab Other

Meter: MP-20 YSI

CONTROL SETTINGS:

1 ft water = 0.62L 1L = 0.26 gallons

Refill 13 One Well Volume \_\_\_\_\_ Other: \_\_\_\_\_

Discharge 7 (liters)

Pressure 90 Total Volume Bailed \_\_\_\_\_

Flow 300 mL/min (liters)

DTW 133.58

TOS \_\_\_\_\_

Intake \_\_\_\_\_

BOS \_\_\_\_\_

Total Depth \_\_\_\_\_

TIME	DTW	Temp.	Sp.Cond.	DO	pH	Eh	Turbidity	Q / Vol.
1345		9.90	822	7.40	7.67	-18.3		
1350		9.81	824	2.81	7.72	-38.7		
1353		9.74	827	0.57	7.79	-63.6		
1356		9.73	828	0.51	7.78	-55.4		
1359		9.70	826	0.48	7.78	-51.6		
1402		9.72	826	0.46	7.78	-49.4		
1405		9.73	829	0.44	7.78	-47.1	0.24	

Notes / Observations (color, odor, anomalies, etc):

Stabilization Parameters: pH/DO ± 0.2, SpC ± 10%, Temp ± 0.5°C, Turb. ± 10% or ≤ 5

SAMPLER: Sam Gruber  
Printed Name

[Signature]  
Signature

# SCS ENGINEERS

2405 140th ave NE #107

Bellevue, WA 98005

(425) 746-4600

## Groundwater Sampling Data Sheet

Project #: 04207033.13

Site: CSWF

Well ID: 5105

Sample ID: 0520-25

Date: 5/19/2020

Weather: Cloudy

Sampling Method: Dedicated

Meter: MP-20

Control Settings: YSI

1.75" QED SamplePro

Bail

Peristaltic

Grab

Other

DTW: 138.75

TOS

Intake

BOS

Total Depth

1 ft water = 0.62L

1L = 0.26 gallons

One Well Volume (liters)

Total Volume Bailed (liters)

Refill: 9.5

Discharge: 5.5

Pressure: 80

Flow: 200 ml/min.

Other: \_\_\_\_\_

Flow Setting: \_\_\_\_\_

Filtered?  Y  N

Locked?  Y  N

Water in Protector?  Y  N

Damage?  Y  N

Sample Containers:

1000 ml Poly	500 ml Poly	250 ml Poly	125 ml Poly
500 ml HNO3 x2	500 ml H2SO4 x2	40 ml VOA x3 x6	1000 ml Amber
125 ml NaOH			

TIME	DTW	Temp.	Sp. Cond.	DO	pH	Eh	Turbidity	Q / Vol.
1150		15.2	1061	8.49	7.57	26.6	2.90	
1155		15.1	1114	3.72	7.05	43.1		
1158		14.5	1099	2.49	7.01	39.8		
1201		14.6	1098	2.34	7.01	39.4		
1204		14.4	1096	2.36	7.01	39.9		
1207		14.4	1094	2.36	7.04	39.7		
1210		14.5	1093	2.22	7.01	39.2	3.98	

Notes / Observations (color, odor, anomalies, etc):

Stabilization Parameters: pH/DO ± 0.2, SpC ± 10%, Temp ± 0.5°C, Turb. ± 10% or ≤ 5

SAMPLER: Travis Berndahl  
Printed Name

[Signature]  
Signature

# SCS ENGINEERS

2405 140th ave NE #107

Bellevue, WA 98005

(425) 746-4600

## Groundwater Sampling Data Sheet

Project #: 04207033.13

Site: CSWF

Well ID: DNR

Sample ID: 0520-26

Date: 5/19/2020

Weather: cloudy

Filtered?  N

Locked?  N

Water in Protector? Y  N  NA

Damage? Y  N

Sample Containers:	1000 ml Poly	500 ml Poly	250 ml Poly	125 ml Poly
	500 ml HNO3 x2	500 ml H2SO4 x2	40 ml VOA x3 x6	1000 ml Amber
	125 ml NaOH			

Sampling Method:

Dedicated  1.75" QED SamplePro  Bail  Peristaltic  Grab  Other

Meter:

CONTROL SETTINGS:

1 ft water = 0.62L

1L = 0.26 gallons

Refill

One Well Volume

Other:

Discharge

(liters)

Flow

Pressure

Total Volume Bailed

Setting:

Flow

(liters)



DTW  
TOS  
Intake  
BOS  
Total Depth

Notes / Observations (color, odor, anomalies, etc):

TIME	DTW	Temp.	Sp.Cond.	DO	pH	Eh	Turbidity	Q / Vol.
1445		Turned pump on						
1455		12.51	823	2.31	7.56	97.0	1.65	

Stabilization Parameters: pH/DO ± 0.2, SpC ± 10%, Temp ± 0.5°C, Turb. ± 10% or ≤ 5

SAMPLER: Samy Gralzer  
Printed Name

[Signature]  
Signature

# SCS ENGINEERS

2405 140th ave NE #107  
Bellevue, WA 98005

(425) 746-4600

## Groundwater Sampling Data Sheet

Project #: 04207033.13

Site: CSWF

Well ID: E.10

Sample ID: 0520-27

Date: 5/19/2020

Weather: Partly Cloudy

Filtered?  N Locked?  N Water in Protector?  Y Damage?  Y

Sample Containers: 1000 ml Poly 500 ml Poly 250 ml Poly 125 ml Poly  
500 ml HNO3 x2 500 ml H2SO4 x2 40 ml VOA x3 x6 1000 ml Amber  
125 ml NaOH

Sampling Method: Dedicated 1.75" QED SamplePro Bail Peristaltic Grab Other

Meter: MP-20 (rental) YSI

CONTROL SETTINGS: Refill 8 Discharge 7 Pressure 85 Flow 225 ml/min

1 ft water = 0.62L 1L = 0.26 gallons

DTW: 136.80

TOS: /

Intake: /

BOS: /

Total Depth: /

One Well Volume (liters): \_\_\_\_\_ Other: \_\_\_\_\_

Total Volume Bailed (liters): \_\_\_\_\_ Flow Setting: \_\_\_\_\_

TIME	DTW	Temp.	Sp.Cond.	DO	pH	Eh	Turbidity	Q / Vol.
1243		12.1	1598	9.36	7.54	65.3	4.16	
1248		12.0	1510	8.73	7.38	67.3	3.88	
1251		12.1	1547	8.56	7.37	68.4		
1254		12.4	1545	8.56	7.38	68.3		
1257		11.6	1687	3.51	7.19	62.7	3.93	
1300		11.4	1700	1.27	7.13	48.2	4.12	
1303		11.3	1689	0.61	7.13	32.3	4.22	
1306		11.2	1686	0.45	7.13	24.7	4.20	

Notes / Observations (color, odor, anomalies, etc):

Turned pressure up to 95 @ 1257,  
Flow halted

Stabilization Parameters: pH/DO ± 0.2, SpC ± 10%, Temp ± 0.5°C, Turb. ± 10% or ≤ 5

SAMPLER: Travis Berndahl  
Printed Name

[Signature]  
Signature

# SCS ENGINEERS

2405 140th ave NE #107

Bellevue, WA 98005

(425) 746-4600

## Groundwater Sampling Data Sheet

Project #: 04207033.13

Site: CSWF

Well ID: E25

Sample ID: 0520-28

Date: 5/19/2020

Weather: Sunny

Sampling Method: Dedicated 1.75" QED SamplePro Bail Peristaltic Grab Other

Meter: YSI CONTROL SETTINGS: 1 ft water = 0.62L 1L = 0.26 gallons

MP-20 Refill 9 One Well Volume \_\_\_\_\_ Other: \_\_\_\_\_

Discharge 6 (liters)

Pressure 80 Total Volume Bailed \_\_\_\_\_ Flow Setting: \_\_\_\_\_

Flow 150 mL/min (liters)

DTW 136.63

TOS \_\_\_\_\_

Intake \_\_\_\_\_

BOS \_\_\_\_\_

Total Depth \_\_\_\_\_

Filtered?  N Locked?  N Water in Protector?  N Damage?  N

Sample Containers: 1000 ml Poly 500 ml Poly 250 ml Poly 125 ml Poly

500 ml HNO3 x2 500 ml H2SO4 x2 40 ml VOA x3 x6 1000 ml Amber

125 ml NaOH

TIME	DTW	Temp.	Sp.Cond.	DO	pH	Eh	Turbidity	Q / Vol.
1530		turned pump on, 5 mins to get to surface, 13 R 7 D to get water						
1535	13.02	12.08	2.36	7.01	153.3			
1540	12.84	1180	0.85	6.99	154.4			
<del>1545</del> 1543	12.83	1180	0.78	6.99	153.9			
1546	12.83	1179	0.71	7.00	152.7			
1549	12.83	1179	0.64	7.00	152.1			
1552	12.77	1179	0.59	7.00	151.5			
1555	12.84	1178	0.56	7.01	150.4	0.53		

Notes / Observations (color, odor, anomalies, etc):

Stabilization Parameters: pH/DO ± 0.2, SpC ± 10%, Temp ± 0.5°C, Turb. ± 10% or ≤ 5

SAMPLER: Sam Graber  
Printed Name

[Signature]  
Signature

# SCS ENGINEERS

2405 140th ave NE #107

Bellevue, WA 98005

(425) 746-4600

## Groundwater Sampling Data Sheet

Project #: 04207033.13  
 Site: CSWF  
 Well ID: ~~GWTR E60~~  
 Sample ID: 0520-29  
 Date: 5/19/2020  
 Weather: Cloudy

Sampling Method: Dedicated 1.75" QED SamplePro Bail Peristaltic Grab Other

Meter: CONTROL SETTINGS: MP-20 YSI rental  
 Refill: 10  
 Discharge: 10  
 Pressure: 100  
 Flow: 100 ml/min

1 ft water = 0.62L 1L = 0.26 gallons  
 One Well Volume (liters):  
 Total Volume Bailed (liters):

DTW: 146.90  
 TOS: /  
 Intake: /  
 BOS: /  
 Total Depth: /

Filtered?  N Locked?  N Water in Protector?  N Damage?  N

Sample Containers: 1000 ml Poly 500 ml Poly 250 ml Poly 125 ml Poly  
 500 ml HNO3 x2 500 ml H2SO4 x2 40 ml VOA x3 x6 1000 ml Amber  
 125 ml NaOH

TIME	DTW	Temp.	Sp.Cond.	DO	pH	Eh	Turbidity	Q:7 Vol.
1342		15.0	647	4.06	7.84	-121.7	3.49	
1347		14.5	618	1.01	7.85	-168.4	2.72	
1350		14.5	617	0.73	7.83	-168.3	2.71	
1353		14.4	617	0.68	7.82	-167.0		
1356		14.3	616	0.57	7.80	-164.6		
1359		14.3	616	0.51	7.79	-163.2	2.72	
1402		14.3	615	0.47	7.79	-162.5	2.71	

Notes / Observations (color, odor, anomalies, etc):

Stabilization Parameters: pH/DO ± 0.2, SpC ± 10%, Temp ± 0.5°C, Turb. ± 10% or ≤ 5

SAMPLER: Travis Berndahl  
 Printed Name

[Signature]  
 Signature

# SCS ENGINEERS

2405 140th ave NE #107

Bellevue, WA 98005

(425) 746-4600

## Groundwater Sampling Data Sheet

Project #: 04207033.13  
 Site: CSWF  
 Well ID: E20  
 Sample ID: 0520-30  
 Date: 5/19/2020  
 Weather: Sunny

Sampling Method: Dedicated 1.75" QED SamplePro Bail Peristaltic Grab Other  
 Meter: CONTROL SETTINGS: 1 ft water = 0.62L 1L = 0.26 gallons  
 MP-20 Refill 10.5 One Well Volume (liters) Other: \_\_\_\_\_  
 YSI Discharge 4.5 Flow Setting: \_\_\_\_\_  
 Pressure 100 Total Volume Bailed (liters) \_\_\_\_\_  
 Flow 50 mL/min

DTW 146.82  
 TOS  
 Intake  
 BOS  
 Total Depth

Filtered?  Y  N Locked?  Y  N Water in Protector?  Y  N Damage?  Y  N

Sample Containers:  
 1000 ml Poly 500 ml Poly 250 ml Poly 125 ml Poly  
 500 ml HNO3 x2 500 ml H2SO4 x2 40 ml VOA x3 x6 1000 ml Amber  
 125 ml NaOH

Notes / Observations (color, odor, anomalies, etc):

TIME	DTW	Temp.	Sp.Cond.	DO	pH	Eh	Turbidity	Q / Vol.
1627		13.94	1228	1.50	7.33	150.8		
1632		13.51	1355	1.72	7.12	160.1		
1635		13.07	1448	1.95	6.96	170.2		
1638		13.02	1423	1.95	6.88	169.9		
1641		12.99	1415	1.78	6.89	168.6		
1644		12.95	1419	1.55	6.88	168.1		
1647		12.92	1424	1.91	7.00	162.2	0.63	

Stabilization Parameters: pH/DO ± 0.2, SpC ± 10%, Temp ± 0.5°C, Turb. ± 10% or ≤ 5

SAMPLER: Sunny Gruber  
 Printed Name

[Signature]  
 Signature

# SCS ENGINEERS

2405 140th ave NE #107

Bellevue, WA 98005

(425) 746-4600

## Groundwater Sampling Data Sheet

Project #: 04207033.13

Site: CSWF

Well ID: DOT

Sample ID: 0520-31

Date: 5/19 /2020

Weather: \_\_\_\_\_

Sampling Method:  Dedicated  1.75" QED SamplePro  Bail  Peristaltic  Grab  Other

Meter: MP-20 (YSt) *rental*

CONTROL SETTINGS:  
 Refill: /  
 Discharge: /  
 Pressure: /  
 Flow: /

1 ft water = 0.62L      1L = 0.26 gallons  
 One Well Volume (liters) \_\_\_\_\_ Other: \_\_\_\_\_  
 Total Volume Bailed (liters) \_\_\_\_\_ Flow Setting: \_\_\_\_\_

Filtered?  Y  N      Locked?  Y  N      Water in Protector?  Y  N      Damage?  Y  N

Sample Containers:

1000 ml Poly	500 ml Poly	250 ml Poly	125 ml Poly
500 ml HNO3 x2	500 ml H2SO4 x2	40 ml VOA x3 x6	1000 ml Amber
125 ml NaOH			

TIME	DTW	Temp.	Sp.Cond.	DO	pH	Eh	Turbidity	Q / Vol.
1429	Started Purge							
1439		13.5	676	3.17	7.97	-117.8	1.68	

Notes / Observations (color, odor, anomalies, etc):

Meter reading: 011298

Stabilization Parameters: pH/DO  $\pm$  0.2, SpC  $\pm$  10%, Temp  $\pm$  0.5°C, Turb.  $\pm$  10% or  $\leq$  5

SAMPLER: Travis Berndahl  
 Printed Name

[Signature]  
 Signature

SCS ENGINEERS

2405 140th ave NE #107

Bellevue, WA 98005

(425) 746-4600

Groundwater Sampling Data Sheet

Project #: 04207033.13  
 Site: CSWF  
 Well ID: E10D  
 Sample ID: 0520-32  
 Date: 5/20/2020  
 Weather: cloudy

DTW: 162.10  
 TOS: /  
 Intake: /  
 BOS: /  
 Total Depth: /

Sampling Method: Dedicated  
 Meter: MP-20 YSI  
 1.75" QED SamplePro  
 1 ft water = 0.62L  
 1L = 0.26 gallons  
 Refill: 10  
 Discharge: 10  
 Pressure: 100  
 Flow: 150 mL/min

Peristaltic  
 Grab  
 Other

CONTROL SETTINGS:  
 One Well Volume (liters)  
 Total Volume Bailed (liters)  
 Flow Setting

Filtered?  Y  N  
 Locked?  Y  N  
 Water in Protector?  Y  N  
 Damage?  Y  N

Sample Containers:  
 1000 ml Poly  
 500 ml HNO3 x2  
 125 ml NaOH  
 500 ml Poly  
 500 ml H2SO4 x2  
 250 ml Poly  
 40 ml VOA x3 x6  
 125 ml Poly  
 1000 ml Amber

TIME	DTW	Temp.	Sp.Cond.	DO	pH	Eh	Turbidity	Q / Vol.
945		10.08	971	1.30	7.33	211.0		
950		9.77	1049	1.11	7.65	-43.9		
953		9.76	1011	1.02	7.63	-55.8		
956		9.75	964	0.91	7.60	-68.5		
959		9.77	967	0.72	7.59	-72.3		
1002		9.77	975	0.67	7.58	-74.0		
1005		9.77	982	0.63	7.58	-75.2	0.51	

Notes / Observations (color, odor, anomalies, etc):

---



---



---



---



---



---



---



---



---



---

Stabilization Parameters: pH/DO ± 0.2, SpC ± 10%, Temp ± 0.5°C, Turb. ± 10% or ≤ 5

SAMPLER: Sam Graber  
Printed Name

[Signature]  
Signature

# SCS ENGINEERS

2405 140th ave NE #107  
Bellevue, WA 98005

(425) 746-4600

## Groundwater Sampling Data Sheet

Project #: 04207033.13  
Site: CSWF  
Well ID: B80  
Sample ID: 0520-33  
Date: 5/19/2020  
Weather: cloudy

Sampling Method: Dedicated  
Meter: MP-20  
YSI  
rental

1.75" QED SamplePro  
Bail  
Peristaltic  
Grab  
Other

CONTROL SETTINGS:  
Refill: 10  
Discharge: 10  
Pressure: 100  
Flow: 100 ft<sup>3</sup>/min.

1 ft water = 0.62L  
1L = 0.26 gallons  
One Well Volume (liters)  
Total Volume Bailed (liters)

Other:  
Flow Setting:

Filtered?  N Locked?  N  
Water in Protector?  Y Damage?  Y

Sample Containers:	<u>1000 ml Poly</u>	<u>500 ml Poly</u>	<u>250 ml Poly</u>	<u>125 ml Poly</u>
	<u>500 ml HNO3 x2</u>	<u>500 ml H2SO4 x2</u>	<u>40 ml VOA x3 x6</u>	<u>1000 ml Amber</u>
	<u>125 ml NaOH</u>			

DTW: 147.71

TIME	DTW	Temp.	Sp. Cond.	DO	pH	Eh	Turbidity	Q / Vol.
1457		11.2	530	9.23	7.89	2.1	4.46	
1502		10.9	522	3.00	7.51	8.6		
1505		10.9	523	1.56	7.50	-1.1		
1508		10.9	523	1.17	7.50	-43.8		
1511		10.8	524	1.00	7.53	-22.5		
1514		10.8	523	0.89	7.58	-97.4	4.01	
1517		10.9	523	0.27	7.64	-114.7	3.61	

Notes / Observations (color, odor, anomalies, etc):

Stabilization Parameters: pH/DO ± 0.2, SpC ± 10%, Temp ± 0.5°C, Turb. ± 10% or ≤ 5

SAMPLER: Travis Berndahl  
Printed Name

[Signature]  
Signature


# SCS ENGINEERS

2405 140th ave NE #107

Bellevue, WA 98005

(425) 746-4600

## Groundwater Sampling Data Sheet

Project #: <u>04207033.13</u>	Sampling Method: <u>Dedicated</u>	1.75" QED SamplePro	Bail	Peristaltic	Grab	Other
Site: <u>CSWF</u>	 <u>160.76</u> DTW TOS Intake BOS Total Depth	Meter: <u>MP-20</u>	CONTROL SETTINGS:			
Well ID: <u>E9D</u>		<u>YSI</u>	1 ft water = 0.62L	1L = 0.26 gallons		
Sample ID: <u>0520-34</u>		Refill: <u>9</u>	One Well Volume (liters): _____		Other: _____	
Date: <u>5/20/2020</u>		Discharge: <u>11</u>	Total Volume Bailed (liters): _____		Flow Setting: _____	
Weather: <u>cloudy</u>		Pressure: <u>100</u>	Flow: <u>150 ml/min</u>			
Filtered? <input checked="" type="checkbox"/> N	Locked? <input checked="" type="checkbox"/> N	Water in Protector? <input checked="" type="checkbox"/> N	Damage? <input checked="" type="checkbox"/> N			
Sample Containers:	1000 ml Poly	500 ml Poly	250 ml Poly	125 ml Poly		
	500 ml HNO3 x2	500 ml H2SO4 x2	40 ml VOA x3 x6	1000 ml Amber		
	125 ml NaOH					

TIME	DTW	Temp.	Sp.Cond.	DO	pH	Eh	Turbidity	Q / Vol.
1045		11.23	563	1.25	8.00	94.0		
1050		10.10	547	1.17	7.91	65.3		
1053		10.08	547	1.11	8.22	5.8		
1056		10.07	546	1.06	8.42	-58.0		
1059		10.07	545	0.86	8.43	-83.1		
1102		10.08	544	0.83	8.41	-90.2		
1105		10.09	544	0.80	8.39	-98.9	1.33	

Notes / Observations (color, odor, anomalies, etc):

---



---



---



---



---



---



---



---



---



---



---



---



---



---



---



---



---



---



---



---



---




---



---

Stabilization Parameters: pH/DO ± 0.2, SpC ± 10%, Temp ± 0.5°C, Turb. ± 10% or ≤ 5

SAMPLER: Sam Graber  
 Printed Name

  
 Signature

# SCS ENGINEERS

2405 140th ave NE #107  
Bellevue, WA 98005

(425) 746-4600

## Groundwater Sampling Data Sheet

Project #: <u>04207033.13</u>	Sampling Method: <u>Dedicated</u>	1.75" QED SamplePro	Bail	Peristaltic	Grab	Other
Site: <u>CSWF</u>	Meter: <u>CONTROL SETTINGS:</u>	1 ft water = 0.62L		1L = 0.26 gallons		
Well ID: <u>E50</u>	MP-20	Refill: <u>10</u>	Discharge: <u>10</u>	Pressure: <u>100</u>	Flow: <u>100 ml/min</u>	Other: _____
Sample ID: <u>0520-35</u>	<u>(YSI)</u>	One Well Volume (liters) _____				Flow Setting: _____
Date: <u>5/19/2020</u>	Total Depth: _____	Total Volume Bailed (liters) _____				
Weather: <u>Cloudy</u>						
Filtered? <input checked="" type="checkbox"/> N	Locked? <input checked="" type="checkbox"/> N	Water in Protector? <input checked="" type="checkbox"/> N	Damage? <input checked="" type="checkbox"/> N			
Sample Containers:	1000 ml Poly	500 ml Poly	250 ml Poly	125 ml Poly		
	500 ml HNO3 x2	500 ml H2SO4 x2	40 ml VOA x3 x6	1000 ml Amber		
	125 ml NaOH					



143.85 DTW  
 TOS  
 Intake  
 BOS  
 Total Depth

1000 ml Poly	500 ml Poly	250 ml Poly	125 ml Poly
500 ml HNO3 x2	500 ml H2SO4 x2	40 ml VOA x3 x6	1000 ml Amber
125 ml NaOH			

Notes / Observations (color, odor, anomalies, etc):

---

---

---

---

---

---

---

---

---

---

---

---

---

---

---

---

---

---

---

---

---

---

---

---

---

TIME	DTW	Temp.	Sp.Cond.	DO	pH	Eh	Turbidity	Q / Vol.
1556		12.7	1085	9.36	7.58	68.1	3.12	
1601		12.1	1125	3.24	7.48	-70.2		
1604		12.0	1161	1.66	7.41	-88.2		
1607		12.0	1174	1.37	7.39	-91.0		
1610		11.9	1192	1.11	7.37	-93.8	4.21	
1613		11.9	1202	0.89	7.36	-95.5	4.01	
1616		11.8	1208	0.81	7.36	-97.1	3.97	

Stabilization Parameters: pH/DO ± 0.2, SpC ± 10%, Temp ± 0.5°C, Turb. ± 10% or ≤ 5

SAMPLER: Travis Bendah  
 Printed Name

[Signature]  
 Signature

# SCS ENGINEERS

2405 140th ave NE #107

Bellevue, WA 98005

(425) 746-4600

## Groundwater Sampling Data Sheet

Project #: 04207033.13	Sampling Method : <input type="checkbox"/> Dedicated <input checked="" type="checkbox"/> 1.75" QED SamplePro <input type="checkbox"/> Bail <input type="checkbox"/> Peristaltic <input checked="" type="checkbox"/> Grab <input type="checkbox"/> Other		
Site: CSWF	Meter: CONTROL SETTINGS:	1 ft water = 0.62L	1L = 0.26 gallons
Well ID: WR1	<input checked="" type="checkbox"/> MP-20	One Well Volume (liters) _____	Other : _____
Sample ID: 0520-36	<input checked="" type="checkbox"/> YSI	Discharge _____	Flow Setting : _____
Date: 5/20/2020		Pressure _____	Total Volume Bailed (liters) _____
Weather: Cloudy		Flow _____	
Filtered? <input checked="" type="checkbox"/> Y <input type="checkbox"/> N	Locked? <input type="checkbox"/> Y <input checked="" type="checkbox"/> N	Water in Protector? <input type="checkbox"/> Y <input checked="" type="checkbox"/> N	Damage? <input type="checkbox"/> Y <input checked="" type="checkbox"/> N
Sample Containers:	1000 ml Poly	500 ml Poly	250 ml Poly
	500 ml HNO3 x2	500 ml H2SO4 x2	40 ml VOA x3 x6
	125 ml NaOH		125 ml Amber

TIME	DTW	Temp.	Sp.Cond.	DO	pH	Eh	Turbidity	Q / Vol.
1208		turned pump on						
1218		11.10	906	2.96	7.40	117.7	0.94	

Notes / Observations (color, odor, anomalies, etc):

---



---



---



---



---



---



---



---



---



---



---

Stabilization Parameters: pH/DO ± 0.2, SpC ± 10%, Temp ± 0.5°C, Turb. ± 10% or ≤ 5

SAMPLER: Sam Graber  
 Printed Name

[Signature]  
 Signature

# SCS ENGINEERS

2405 140th ave NE #107  
Bellevue, WA 98005

(425) 746-4600

## Groundwater Sampling Data Sheet

Project #: 04207033.13	Sampling Method: <u>Dedicated</u>	1.75" QED SamplePro	Bail	Peristaltic	Grab	Other
Site: CSWF	Meter: <u>CONTROL SETTINGS:</u>	1 ft water = 0.62L		1L = 0.26 gallons		
Well ID: <u>W25</u>	MP-20	Refill: <u>8</u>	One Well Volume (liters)	Other: _____		
Sample ID: 0520- <u>37</u>	<u>YSI</u>	Discharge: <u>7</u>	Total Volume Bailed (liters)	Flow Setting: _____		
Date: <u>5/20/2020</u>	BOS	Pressure: <u>30</u>				
Weather: <u>Cloudy</u>	Total Depth	Flow: <u>150 mL/min</u>				

Filtered?  N    Locked?  N    Water in Protector?  N    Damage?  N  
 Sample Containers: 1000 ml Poly    500 ml Poly    250 ml Poly    125 ml Poly  
 500 ml HNO3 x2    500 ml H2SO4 x2    40 ml VOA x3 x6    1000 ml Amber  
 125 ml NaOH

TIME	DTW	Temp.	Sp.Cond.	DO	pH	Eh	Turbidity	Q / Vol.
1302		12.08	836	3.57	8.11	137.2		
1307		10.22	959	2.87	7.33	158.4		
1310		10.12	971	2.91	7.30	159.5		
1313		10.00	988	2.95	7.26	161.6		
1316		9.95	991	2.75	7.26	162.0		
1319		9.96	992	2.75	7.26	162.6		
1322		9.91	993	3.23	7.26	163.2	1.14	

Notes / Observations (color, odor, anomalies, etc):

---



---



---



---



---



---



---



---



---



---



---



---



---



---



---



---



---



---



---



---



---



---



---

Stabilization Parameters: pH/DO ± 0.2, SpC ± 10%, Temp ± 0.5°C, Turb. ± 10% or ≤ 5

SAMPLER: Sam Graber  
Printed Name

[Signature]  
Signature

## GROUNDWATER SAMPLING INSTRUMENT CALIBRATION DOCUMENTATION FORM

	Conductivity	pH4	pH 7	DO	Turbidity	Comments/Exceptions
Date	5/18/20					
Time	850					
Weather (sky or precip, temp)	Sunny					
Type of Calibration	Standard	Standard	Standard	Standard	Standard	
Standard Value	1413	4.01	7.00	100% or ~8.5	1000, 10, 0.2 800, 100, 20, <0.1	
Pre-Cal Reading	1360	3.91	7.03			
Post Cal Reading	1413	4.00	7.00	8.5		
Discrepancy	No					
Calib. Successful?	YES					
Calibration by	SEB					
Instrument Type, ID	MP20 / YSI 556 (rental)			MicoTPW / HACH2000		
Calibration Location	C5WF					

\* If Direct Reading is Unavailable, Assume pressure = 760 mm - 2.5 (altitude in ft/100)

## GROUNDWATER SAMPLING INSTRUMENT CALIBRATION DOCUMENTATION FORM

	Conductivity	pH4	pH 7	DO	Turbidity	Comments/Exceptions
Date	5/18/20					
Time	8:50					
Weather (sky or precip, temp)	partly cloudy					
Type of Calibration	Standard	Standard	Standard	Standard	Standard	
Standard Value	1413	4.01	7.00	100% or ~8.5	1000, 10, 0.2 800, 100, 20, <0.1	
Pre-Cal Reading	1340	3.90	6.98			
Post Cal Reading	1413	4.01	7.00	8.5		
Discrepancy	No					
Calib. Successful?	yes					
Calibration by	SEB					
Instrument Type, ID	MP20 / YSI 556			MicoTPW / HACH2000		
Calibration Location	CSWF					

\* If Direct Reading is Unavailable, Assume pressure = 760 mm - 2.5 (altitude in ft/100)

## GROUNDWATER SAMPLING INSTRUMENT CALIBRATION DOCUMENTATION FORM

	Conductivity	pH4	pH 7	DO	Turbidity	Comments/Exceptions
Date	5-19-20					
Time	737					
Weather (sky or precip, temp)	Cloudy					
Type of Calibration	Standard	Standard	Standard	Standard	Standard	
Standard Value	1413	4.01	7.00	100% or ~8.5	1000, 10, 0.2 800, 100, 20, <0.1	
Pre-Cal Reading	1504	4.05	7.01			
Post Cal Reading	1413	4.01	7.00	8.5	207, 101, 18, 0.0	
Discrepancy	No					
Calib. Successful?	Yes					
Calibration by	TAB					
Instrument Type, ID	MP20 / YSI 556			MicoTPW / HACH2000		
Calibration Location	Capeville					

\* If Direct Reading is Unavailable, Assume pressure = 760 mm - 2.5 (altitude in ft/100)

## GROUNDWATER SAMPLING INSTRUMENT CALIBRATION DOCUMENTATION FORM

	Conductivity	pH4	pH 7	DO	Turbidity	Comments/Exceptions
Date	5-19-20					
Time	737					
Weather (sky or precip, temp)	Cloudy					
Type of Calibration	Standard	Standard	Standard	Standard	Standard	
Standard Value	1413	4.01	7.00	100% or ~8.5	1000, 10, 0.2 800, 100, 20, <0.1	
Pre-Cal Reading	1519	3.97	6.98	92.5		
Post Cal Reading	1413	4.01	7.00	100%		
Discrepancy	No					
Calib. Successful?	Yes					
Calibration by	TAB					
Instrument Type, ID	MP20 / YSI 556 rental			MicoTPW / HACH2000		
Calibration Location	Covington					

\* If Direct Reading is Unavailable, Assume pressure = 760 mm - 2.5 (altitude in ft/100)

## GROUNDWATER SAMPLING INSTRUMENT CALIBRATION DOCUMENTATION FORM

	Conductivity	pH4	pH 7	DO	Turbidity	Comments/Exceptions
Date	5/20/20					
Time	900					
Weather (sky or precip, temp)	cloudy					
Type of Calibration	Standard	Standard	Standard	Standard	Standard	
Standard Value	1413	4.01	7.00	100% or ~8.5	1000, 10, 0.2 800, 100, 20, <0.1	
Pre-Cal Reading	1310	4.02	7.01			
Post Cal Reading	1413	4.00	7.00	8.5		
Discrepancy	No					
Calib. Successful?	yes					
Calibration by	SEB					
Instrument Type, ID	MP20 / YSI 556			MicoTPW / HACH2000		
Calibration Location	CSWF					

\* If Direct Reading is Unavailable, Assume pressure = 760 mm - 2.5 (altitude in ft/100)

# SCS FIELD SERVICES

# DAILY LOG

**JOB NO.** 04207033.11 **TASK NO.** 1,2,3 **DATE** 5-12-20 **PROJECT NAME** Island County Landfill  
**TEMP** 63 **BARO** 29.41 **WIND** 2 MPH S **WEATHER** Partly Cloudy

SCS-FS LABOR	HOURS	OT			HOURS	OT
Simon Garibaldo	8	2	Project Foreman		10	
				<b>DAILY TOTAL</b>	10	

EQUIP, SVCS, MTL, MLG	QTY	UNITS			QTY	UNITS
Service Truck	1	\$18.50 Hourly	SCS Field Service		10	\$185.00
Gem - 2000	1	\$185.00 Daily	SCS Field Service		1	\$185.00

INSTRUMENT CALIBRATION (CAL. GAS)		CH4 (%-VOL)	O2 (%-VOL)	CO2 (%-VOL)		
MODEL	S/N					
Gem - 2000	10772	50%	20.9%	35.0%		

Flare Station	Hours	Amps	Condensate Trap Level	Header	Capsuhelic Gauge	Valve Position
Blower # 1	73257	3.2	6.0"	SV	2.6"	50% Open
Blower # 2	3499	3.2		LFG	1.9"	50% Open

Propane Tank Level	Propane Line PSI					
62% Full	12					

<b>SUMMARY</b>	0718 SDG onsite to Monitoring the Extraction Wells, Gas Probes				
0730 Calibration of the Gem - 2000.					
0818 SDG Monitoring the Probes					
1044 SDG Monitoring the Extraction Wells.					

PREPARED BY: Simon Garibaldo ACCEPTED BY: \_\_\_\_\_

LANDFILL GAS MONITORING  
GEM 2000 CALIBRATION AND PERTINENT DATA

Date: 5-12-20

Site Name: Island County Landfill

Technician: Simon Garibaldo

Job No.04207033.11

**WEATHER OBSERVATIONS**

Wind Speed: 2 MPH Wind Direction: S Barometric Pressure: 29.41 Hg

Air Temperature: 63 F General Weather Conditions: Partly Cloudy

**CALIBRATION INFORMATION**

Pre-monitoring Calibration Precision Check

*Procedure: Calibrate the instrument. Make a total of three measurements by alternating zero air and the calibration gas. Record the readings and calculate the average algebraic difference between the instrument reading and the calibration gas as a percentage. The calibration precision must be less than or equal to 2% of the calibration gas value.*

Instrument Serial No. 10772

Calibration Gas: %CH4 - 50.0% %CO2 - 35.0% %O2 - 20.9%

Time	CH4	CO2	O2
07:30	50.0%	35.0%	20.9%

Post-monitoring Calibration Check

Time	CH4	CO2	O2
16:00	50.0%	35.0%	20.9%

**NOTES:**

---

---



LANDFILL GAS MONITORING  
GEM 2000 CALIBRATION AND PERTINENT DATA

Date: 6-26-20

Site Name: Island County Landfill

Technician: Simon Garibaldo

Job No.04207033.11

**WEATHER OBSERVATIONS**

Wind Speed: 2 MPH Wind Direction: S Barometric Pressure: 29.89 Hg

Air Temperature: 66 F General Weather Conditions: Clear

**CALIBRATION INFORMATION**

Pre-monitoring Calibration Precision Check

*Procedure: Calibrate the instrument. Make a total of three measurements by alternating zero air and the calibration gas. Record the readings and calculate the average algebraic difference between the instrument reading and the calibration gas as a percentage. The calibration precision must be less than or equal to 2% of the calibration gas value.*

Instrument Serial No. 10772

Calibration Gas: %CH4 - 50.0% %CO2 - 35.0% %O2 - 20.9%

Time	CH4	CO2	O2
07:05	50.0%	35.0%	20.9%

Post-monitoring Calibration Check

Time	CH4	CO2	O2
12:30	50.0%	35.0%	20.9%

**NOTES:**

---

---

July 30, 2020  
File No. 04207033.13

Subject: **Third Quarter 2020 Groundwater Monitoring Event  
Coupeville Solid Waste Facility, Island County, Washington**

---

**NOTES/SAMPLE DECODING:**

Event Dates: July 28-29, 2020

Field Staff: Sam Graber & Andres Lopez

- This was a quarterly sampling event.
- A duplicate sample was taken from water supply well DNR.
- The YSI Multiparameter meter was calibrated daily prior to sampling.
- Monitoring wells E2D and E4D were sampled for VOCs only.

Sample Date	Sample Number	Well ID
7/28/20	0720-01	N2D
7/28/20	0720-02	E4D
7/28/20	0720-03	E10D
7/28/20	0720-04	E9D
7/28/20	0720-05	E8D
7/28/20	0720-06	E6D
7/29/20	0720-07	E5D
7/29/20	0720-08	E7D
7/29/20	0720-09	E2D
7/29/20	0720-10	DNR
7/29/20	0720-11	DNR (Duplicate)
7/29/20	0720-12	WR1

# SCS ENGINEERS

2405 140th ave NE #107

Bellevue, WA 98005

(425) 746-4600

## Groundwater Sampling Data Sheet

Project #: 04207033.13

Site: Island Co.

Well ID: N2D

Sample ID: 0720-01

Date: 7/28/20

Weather: Sunny

Filtered?  Y  N

Locked?  Y  N

Water in Protector?  Y  N

Damage?  Y  N

Sample Containers:

1000 ml Poly	500 ml Poly	250 ml Poly	125 ml Poly
500 ml HNO3 x2	500 ml H2SO4 x2	40 ml VOA x3 x6	1000 ml Amber
125 ml NaOH			

Sampling Method: Dedicated 1.75" QED SamplePro Bail Peristaltic Grab Other

Meter: MP-20 YSI

CONTROL SETTINGS:

1 ft water = 0.62L 1L = 0.26 gallons

Refill 12 One Well Volume \_\_\_\_\_ Other: \_\_\_\_\_

Discharge 8 (liters)

Pressure 90 Total Volume Bailed \_\_\_\_\_ Flow Setting: \_\_\_\_\_

Flow 300 mL/min (liters)

DTW 146.85

TOS \_\_\_\_\_

Intake \_\_\_\_\_

BOS \_\_\_\_\_

Total Depth \_\_\_\_\_

TIME	DTW	Temp.	Sp.Cond.	DO	pH	Eh	Turbidity	Q / Vol.
1020		12.99	1212	2.79	6.89	227.9		
1025		12.64	1219	0.80	7.13	202.6		
1028		12.75	1220	0.71	7.14	194.8		
1031		12.88	1222	0.64	7.16	186.6		
1034		12.92	1224	0.63	7.18	176.2		
1037		12.94	1226	0.60	7.19	171.3		
1040		12.97	1228	0.54	7.19	172.4	0.46	

*water right away, took 3 minutes to purify*

Notes / Observations (color, odor, anomalies, etc):

Stabilization Parameters: pH/DO ± 0.2, SpC ± 10%, Temp ± 0.5°C, Turb. ± 10% or ≤ 5

SAMPLER: Sam Gruber  
Printed Name

[Signature]  
Signature

# SCS ENGINEERS

2405 140th ave NE #107  
Bellevue, WA 98005

(425) 746-4600

## Groundwater Sampling Data Sheet

Project #: 04207033.13	Sampling Method: <u>Dedicated</u>	1.75" QED SamplePro	Bail	Peristaltic	Grab	Other
Site: Island Co.	Meter: CONTROL SETTINGS:	1 ft water = 0.62L		1L = 0.26 gallons		
Well ID: <u>E4D</u>	MP-20	Refill: <u>10</u>	One Well Volume _____		Other: _____	
Sample ID: 0720-02	<u>YSI</u>	Discharge: <u>10</u>	(liters)		Flow Setting: _____	
Date: 7/28/20	BOS	Pressure: <u>100</u>	Total Volume Bailed _____		(liters)	
Weather: <u>Sunny</u>	Total Depth	Flow: <u>100 mL/min</u>				
Filtered? <input checked="" type="checkbox"/> N	Locked? <input checked="" type="checkbox"/> N	Water in Protector? <input checked="" type="checkbox"/> N	Damage? <input checked="" type="checkbox"/> N			
Sample Containers:	1000 ml Poly	500 ml Poly	250 ml Poly	125 ml Poly		
	500 ml HNO3 x2	500 ml H2SO4 x2	40 ml VOA x3 x6	1000 ml Amber		
	125 ml NaOH					

TIME	DTW	Temp.	Sp.Cond.	DO	pH	Eh	Turbidity	Q / Vol.
1130		16.03	602	8.5	7.49	132.8		
1135		12.25	597	5.08	7.17	135.8		
1138		12.02	571	2.50	7.33	52.1		
1141		11.88	562	1.81	7.75	-31.2		
1144		11.75	553	1.45	7.92	-76.0		
1147		11.72	552	1.30	7.98	-85.1		
1150		11.62	553	1.23	8.00	-88.7	4.87	

Notes / Observations (color, odor, anomalies, etc):

VOCs only

Stabilization Parameters: pH/DO ± 0.2, SpC ± 10%, Temp ± 0.5°C, Turb. ± 10% or ≤ 5

SAMPLER: Sam Gruber  
Printed Name

[Signature]  
Signature

# SCS ENGINEERS

2405 140th ave NE #107  
Bellevue, WA 98005

(425) 746-4600

## Groundwater Sampling Data Sheet

Project #: 04207033.13  
 Site: Island Co.  
 Well ID: E10D  
 Sample ID: 0720-03  
 Date: 7/28/20  
 Weather: Sunny

Sampling Method: Dedicated 1.75" QED SamplePro Bail Peristaltic Grab Other  
 Meter: CONTROL SETTINGS:  
 MP-20 Refill 10 One Well Volume \_\_\_\_\_ Other: \_\_\_\_\_  
 YSI Discharge 10 (liters)  
 Pressure 100 Total Volume Bailed \_\_\_\_\_ Flow Setting: \_\_\_\_\_  
 Flow 150 ml/min (liters)

DTW 161.95  
 TOS \_\_\_\_\_  
 Intake \_\_\_\_\_  
 BOS \_\_\_\_\_  
 Total Depth \_\_\_\_\_

Filtered?  Y  N Locked?  Y  N Water in Protector?  Y  N Damage?  Y  N

Sample Containers: 1000 ml Poly 500 ml Poly 250 ml Poly 125 ml Poly  
 500 ml HNO3 x2 500 ml H2SO4 x2 40 ml VOA x3 x6 1000 ml Amber  
 125 ml NaOH

Notes / Observations (color, odor, anomalies, etc):

TIME	DTW	Temp.	Sp.Cond.	DO	pH	Eh	Turbidity	Q / Vol.
1222		12.09	1045	1.90	7.95	-5.0		
1227		10.49	1053	1.55	7.65	-76.0		
1230		10.48	996	5.01	7.70	-80.2		
1233		10.45	973	0.89	7.65	-83.6		
1236		10.47	972	1.34	7.64	-85.4		
1239		10.44	979	2.07	7.63	-86.3		
1242	162.1	10.39	987	0.96	7.62	-87.3	0.80	

Stabilization Parameters: pH/DO ± 0.2, SpC ± 10%, Temp ± 0.5°C, Turb. ± 10% or ≤ 5

SAMPLER: ANDRES LOPEZ  
 Printed Name

[Signature]  
 Signature

# SCS ENGINEERS

2405 140th ave NE #107

Bellevue, WA 98005

(425) 746-4600

# Groundwater Sampling Data Sheet

Project #: 04207033.13

Site: Island Co.

Well ID: E9D

Sample ID: 0720-04

Date: 7/23/20

Weather: Sunny

Sampling Method: Dedicated   1.75" QED SamplePro   Bail   Peristaltic   Grab   Other

Meter: YSI   CONTROL SETTINGS:   1 ft water = 0.62L   1L = 0.26 gallons

MP-20   Refill 9.0   One Well Volume \_\_\_\_\_ Other: \_\_\_\_\_

Intake   Discharge 11.0   (liters)

BOS   Pressure 100   Total Volume Bailed \_\_\_\_\_

Total Depth   Flow 120 mL/min   (liters)

Filtered? (Y) N   Locked? (Y) N   Water in Protector? (Y) N   Damage? (Y) N

Sample Containers:

1000 ml Poly	500 ml Poly	250 ml Poly	125 ml Poly
500 ml HNO3 x2	500 ml H2SO4 x2	40 ml VOA x3 x6	1000 ml Amber
125 ml NaOH			


TIME	DTW	Temp.	Sp.Cond.	DO	pH	Eh	Turbidity	Q / Vol.
13:40		13.08	573	11.03	7.98	52.8		
13:45		12.77	550	6.35	7.74	71.5		
13:48		12.38	550	4.76	7.92	22.5		
13:52		11.34	549	2.96	8.08	-35.8		
13:54		11.22	549	2.26	8.25	-58.0		
13:57		11.19	548	2.89	8.32	-72.0		
14:00	160.50	11.20	547	2.59	8.32	-82.0	2.09	

Notes / Observations (color, odor, anomalies, etc):

Stabilization Parameters: pH/DO ± 0.2, SpC ± 10%, Temp ± 0.5°C, Turb. ± 10% or ≤ 5

SAMPLER: ANDRES LOPEZ

Printed Name




Signature

# SCS ENGINEERS

2405 140th ave NE #107  
Bellevue, WA 98005

(425) 746-4600

## Groundwater Sampling Data Sheet

Project #: <u>04207033.13</u>	Sampling Method: <u>Dedicated</u>	1.75" QED SamplePro	Bail	Peristaltic	Grab	Other
Site: <u>Island Co.</u>	 <u>147.61</u> DTW <del>    </del> TOS <del>    </del> Intake <del>    </del> BOS <del>    </del> Total Depth	Meter: <u>CONTROL SETTINGS:</u>		1 ft water = 0.62L		1L = 0.26 gallons
Well ID: <u>E8D</u>		MP-20 <input checked="" type="radio"/> YSI	Refill <u>10</u>	One Well Volume		Other: _____
Sample ID: <u>0720-05</u>			Discharge <u>10</u>	(liters)		Flow Setting: _____
Date: <u>7/28/20</u>		Pressure <u>200</u>	Total Volume Bailed			
Weather: <u>SUNNY</u>		Flow <u>100 ml/min</u>	(liters)			
Filtered? <input checked="" type="radio"/> Y <input type="radio"/> N	Locked? <input checked="" type="radio"/> Y <input type="radio"/> N	Water in Protector? <input checked="" type="radio"/> Y <input type="radio"/> N	Damage? <input checked="" type="radio"/> Y <input type="radio"/> N			
Sample Containers:		1000 ml Poly	500 ml Poly	250 ml Poly	125 ml Poly	
		500 ml HNO3 x2	500 ml H2SO4 x2	40 ml VOA x3 x6	1000 ml Amber	
		125 ml NaOH				

TIME	DTW	Temp.	Sp.Cond.	DO	pH	Eh	Turbidity	Q / Vol.
1505	1	18.13	302	9.48	8.25	62.4		
1510		13.59	572	9.67	7.90	85.3		
1513		13.01	571	9.00	7.60	97.5		
1516		12.85	571	6.54	7.43	104.2		
1519		12.74	571	4.91	7.40	103.8		
1522		12.72	571	3.69	7.40	100.4		
1525	147.82	12.60	572	2.83	7.41	95.5	2.17	

Notes / Observations (color, odor, anomalies, etc):

---



---



---



---



---



---



---



---



---



---



---

Stabilization Parameters: pH/DO ± 0.2, SpC ± 10%, Temp ± 0.5°C, Turb. ± 10% or ≤ 5

SAMPLER: ANDRES LOPEZ  
Printed Name

  
Signature

# SCS ENGINEERS

2405 140th ave NE #107  
Bellevue, WA 98005

(425) 746-4600

## Groundwater Sampling Data Sheet

Project #: 04207033.13		Sampling Method: <u>Dedicated</u>	1.75" QED SamplePro	Bail	Peristaltic	Grab	Other
Site: Island Co.		Meter: <u>CONTROL SETTINGS:</u>	1 ft water = 0.62L		1L = 0.26 gallons		
Well ID: <u>E6D</u>		MP-20	Refill: <u>10</u>	One Well Volume (liters)		Other: _____	
Sample ID: <u>0720-06</u>		<u>YSI</u>	Discharge: <u>10</u>	Total Volume Bailed (liters)		Flow Setting: _____	
Date: <u>7/28/20</u>			Pressure: <u>100</u>	Flow: <u>100 ml/min</u>			
Weather: <u>Sunny</u>		Total Depth: _____					
Filtered? <input checked="" type="checkbox"/> Y <input type="checkbox"/> N	Locked? <input type="checkbox"/> Y <input checked="" type="checkbox"/> N	* Water in Protector? <input type="checkbox"/> Y <input checked="" type="checkbox"/> N	Damage? <input type="checkbox"/> Y <input checked="" type="checkbox"/> N				
Sample Containers:	1000 ml Poly	500 ml Poly	250 ml Poly	125 ml Poly			
	500 ml HNO3 x2	500 ml H2SO4 x2	40 ml VOA x3 x6	1000 ml Amber			
	125 ml NaOH						

TIME	DTW	Temp.	Sp.Cond.	DO	pH	Eh	Turbidity	Q / Vol.
1640		19.74	356	8.50	7.87	2.7		
1645		16.00	680	1.50	7.76	-104.1		
1648		15.83	678	1.12	7.75	-111.2		
1651		15.70	678	0.93	7.75	-115.8		
1654		15.65	677	0.82	7.75	-118.6		
1657		15.63	677	0.77	7.76	-118.4		
1700		15.64	677	0.72	7.76	-119.4	0.54	

Notes / Observations (color, odor, anomalies, etc):

rusty looking  
\* sediment on well cap.

Stabilization Parameters: pH/DO ± 0.2, SpC ± 10%, Temp ± 0.5°C, Turb. ± 10% or ≤ 5

SAMPLER: Sam Gaber  
Printed Name

[Signature]  
Signature

# SCS ENGINEERS

2405 140th ave NE #107

Bellevue, WA 98005

(425) 746-4600

## Groundwater Sampling Data Sheet

Project #: 04207033.13

Site: Island Co.

Well ID: ESD

Sample ID: 0720-07

Date: 7/29/20

Weather: Sunny

Filtered?  Y  N

Sample Containers: 1000 ml Poly  
500 ml HNO3 x2  
125 ml NaOH

Locked?  Y  N

Water in Protector?  Y  N

1000 ml Poly  
 500 ml H2SO4 x2  
 125 ml NaOH

500 ml Poly  
 40 ml VOA x3 x6  
 125 ml Poly  
 1000 ml Amber

Sampling Method: Dedicated

Meter: MP-20  
YSI

CONTROL SETTINGS:  
 Refill 10  
 Discharge 10  
 Pressure 100  
 Flow 100 mL/min

1.75" QED SamplePro

Bail

Peristaltic

Grab

Other

1 ft water = 0.62L  
 1L = 0.26 gallons

DTW 143.94

TOS

Intake

BOS

Total Depth

One Well Volume (liters)

Total Volume Bailed (liters)

Other:

Flow Setting:

TIME	DTW	Temp.	Sp.Cond.	DO	pH	Eh	Turbidity	Q / Vol.
930		14.89	1046	8.04	7.23	203.9		
935		13.98	1223	5.61	7.42	185.4		
939		13.82	1235	3.67	7.41	78.8		
941		13.62	1246	2.04	7.39	-26.3		
944		13.54	1254	1.53	7.36	-44.4		
947		13.48	1263	1.40	7.35	-50.1		
950		13.50	1273	1.21	7.34	-54.7	1.47	

Notes / Observations (color, odor, anomalies, etc):

Stabilization Parameters: pH/DO ± 0.2, SpC ± 10%, Temp ± 0.5°C, Turb. ± 10% or ≤ 5

SAMPLER: Sam Greber  
 Printed Name

Signature [Signature]

# SCS ENGINEERS

2405 140th ave NE #107  
Bellevue, WA 98005

(425) 746-4600

## Groundwater Sampling Data Sheet

Project #: 04207033.13		Sampling Method: <u>Dedicated</u>	1.75" QED SamplePro	Bail	Peristaltic	Grab	Other
Site: Island Co.		Meter: <u>CONTROL SETTINGS:</u>	1 ft water = 0.62L		1L = 0.26 gallons		
Well ID: <u>ETD</u>		MP-20	Refill: <u>10</u>	One Well Volume (liters)		Other: _____	
Sample ID: <u>0720-08</u>		<u>YSI</u>	Discharge: <u>10</u>	Total Volume Bailed (liters)		Flow Setting: _____	
Date: <u>7/29/20</u>			Pressure: <u>100</u>				
Weather: <u>Sunny</u>		Total Depth	Flow: <u>100 mL/min</u>				
Filtered? <input checked="" type="checkbox"/> Y <input type="checkbox"/> N	Locked? Y <input type="checkbox"/> <input checked="" type="checkbox"/> N	Water in Protector? <input checked="" type="checkbox"/> Y <input type="checkbox"/> N	Damage? Y <input type="checkbox"/> <input checked="" type="checkbox"/> N				
Sample Containers:	1000 ml Poly	500 ml Poly	250 ml Poly	125 ml Poly			
	500 ml HNO3 x2	500 ml H2SO4 x2	40 ml VOA x3 x6	1000 ml Amber			
	125 ml NaOH						

TIME	DTW	Temp.	Sp.Cond.	DO	pH	Eh	Turbidity	Q / Vol.
1100		18.24	1627	6.50	7.42	112.0		
1105		15.94	1861	2.67	7.06	112.3		
1108		15.64	1917	1.08	6.95	101.3		
1111		15.55	1922	0.95	6.78	96.8		
1114		15.36	1920	0.71	6.77	91.4		
1117	144.75	15.49	1920	0.72	6.76	89.5		
1120		15.42	1920	0.62	6.76	86.5	0.48	

Notes / Observations (color, odor, anomalies, etc):

---



---



---



---



---



---



---



---



---



---



---

Stabilization Parameters: pH/DO ± 0.2, SpC ± 10%, Temp ± 0.5°C, Turb. ± 10% or ≤ 5

SAMPLER: Sam Gruber  
Printed Name

[Signature]  
Signature

# SCS ENGINEERS

2405 140th ave NE #107  
Bellevue, WA 98005

(425) 746-4600

## Groundwater Sampling Data Sheet

Project #: 04207033.13	▽	146.79	Sampling Method: <u>Dedicated</u>	1.75" QED SamplePro	Bail	Peristaltic	Grab	Other
Site: Island Co.			Meter: <u>CONTROL SETTINGS:</u>		1 ft water = 0.62L	1L = 0.26 gallons		
Well ID: <u>E20</u>			MP-20	Refill: <u>10</u>	One Well Volume (liters)		Other:	
Sample ID: 0720-09			<u>YSI</u>	Discharge: <u>10</u>			Flow Setting:	
Date: 7/29/20				Pressure: <u>100</u>	Total Volume Bailed (liters)			
Weather: <u>Sunny</u>				Flow: <u>250 mL/min</u>				
Filtered? <u>Y</u> <u>N</u>	Locked? <u>Y</u> <u>N</u>	Water in Protector? <u>Y</u> <u>N</u>	Damage? <u>Y</u> <u>N</u>					
Sample Containers:	1000 ml Poly	500 ml Poly	250 ml Poly	125 ml Poly				
	500 ml HNO3 x2	500 ml H2SO4 x2	40 ml VOA x3 x6	1000 ml Amber				
	125 ml NaOH							

TIME	DTW	Temp.	Sp.Cond.	DO	pH	Eh	Turbidity	Q / Vol.
1207		17.06	1298	8.50	7.82	90.9		
1212		13.48	1535	6.08	7.21	119.0		
1215		13.35	1537	3.55	7.04	87.9		
1218		13.22	1532	2.32	6.97	23.4		
1221		13.06	1506	1.46	6.91	23.2		
1224		13.15	1499	1.17	6.89	36.2		
1227	146.85	13.06	1501	1.06	6.88	51.1	0.47	

Notes / Observations (color, odor, anomalies, etc):

VOCs only

Stabilization Parameters: pH/DO ± 0.2, SpC ± 10%, Temp ± 0.5°C, Turb. ± 10% or ≤ 5

SAMPLER: Sam Graber  
Printed Name

[Signature]  
Signature

# SCS ENGINEERS

2405 140th ave NE #107  
Bellevue, WA 98005

(425) 746-4600

## Groundwater Sampling Data Sheet

Project #: 04207033.13	Sampling Method : Dedicated	1.75" QED SamplePro	Bail	Peristaltic	<u>Grab</u>	Other
Site: Island Co.	Meter: CONTROL SETTINGS:	1 ft water = 0.62L		1L = 0.26 gallons		
Well ID: <del>0720-10</del> DNR	MP-20	Refill	One Well Volume (liters)	Other :		
Sample ID: 0720-10	<u>YSI</u>	Discharge	Total Volume Bailed (liters)	Flow Setting :		
Date: 7/29/20	Total Depth	Pressure				
Weather: sunny		Flow				
Filtered? <u>Y</u> N	Locked? <u>Y</u> N	Water in Protector? Y N <u>NA</u>	Damage? Y <u>N</u>			
Sample Containers:	1000 ml Poly	500 ml Poly	250 ml Poly	125 ml Poly		
	500 ml HNO3 x2	500 ml H2SO4 x2	40 ml VOA x3 x6	1000 ml Amber		
	125 ml NaOH					

TIME	DTW	Temp.	Sp.Cond.	DO	pH	Eh	Turbidity	Q / Vol.
1320		13.50	850	4.30	6.87	173.1	1.43	

Notes / Observations (color, odor, anomalies, etc):

Dup collected at 0720-11 @ 1330

Stabilization Parameters: pH/DO ± 0.2, SpC ± 10%, Temp ± 0.5°C, Turb. ± 10% or ≤ 5

SAMPLER: Sam Graber  
Printed Name

Signature [Signature]

# SCS ENGINEERS

2405 140th ave NE #107

Bellevue, WA 98005

(425) 746-4600

## Groundwater Sampling Data Sheet

Project #: 04207033.13		Sampling Method: Dedicated		1.75" QED SamplePro	Bail	Peristaltic	<b>Grab</b>	Other	
Site: Island Co.		Meter: CONTROL SETTINGS:		1 ft water = 0.62L		1L = 0.26 gallons			
Well ID: WR1		MP-20		Refill	One Well Volume		Other :		
Sample ID: 0720-12		YSI		Discharge	(liters)		Flow		
Date: 7/29/20		Total Depth		Pressure	Total Volume Bailed		Setting :		
Weather: sunny				Flow	(liters)				
Filtered? <input checked="" type="checkbox"/> Y <input type="checkbox"/> N	Locked? <input type="checkbox"/> Y <input checked="" type="checkbox"/> N	Water in Protector? <input type="checkbox"/> Y <input checked="" type="checkbox"/> N	Damage? <input type="checkbox"/> Y <input checked="" type="checkbox"/> N						
Sample Containers:		1000 ml Poly	500 ml Poly	250 ml Poly	125 ml Poly				
		500 ml HNO3 x2	500 ml H2SO4 x2	40 ml VOA x3 x6	1000 ml Amber				
		125 ml NaOH							

TIME	DTW	Temp.	Sp.Cond.	DO	pH	Eh	Turbidity	Q / Vol.
1420		14.68	907	2.21	7.30	109.5	0.74	

Notes / Observations (color, odor, anomalies, etc):

---



---



---



---



---



---



---



---



---



---



---



---



---



---



---



---



---



---



---



---



---



---



---

Stabilization Parameters: pH/DO ± 0.2, SpC ± 10%, Temp ± 0.5°C, Turb. ± 10% or ≤ 5

SAMPLER: Sam Graber  
 Printed Name

[Signature]  
 Signature

## GROUNDWATER SAMPLING INSTRUMENT CALIBRATION DOCUMENTATION FORM

	Conductivity	pH4	pH 7	DO	Turbidity	Comments/Exceptions
Date	7/28/20					
Time	915					
Weather (sky or precip, temp)	sunny					
Type of Calibration	Standard	Standard	Standard	Standard	Standard	
Standard Value	1413	4.01	7.00	100% or ~8.5	1000, 10, 0.2 800, 100, 20, <0.1	
Pre-Cal Reading	1410	4.05	6.99			
Post Cal Reading	1413	4.00	7.00	8.5		
Discrepancy	No					
Calib. Successful?	yes					
Calibration by	SEB					
Instrument Type, ID	MP20 / YSI 556			MicoTPW / HACH2000		
Calibration Location	CSWF					

\* If Direct Reading is Unavailable, Assume pressure = 760 mm - 2.5 (altitude in ft/100)

## GROUNDWATER SAMPLING INSTRUMENT CALIBRATION DOCUMENTATION FORM

	Conductivity	pH4	pH 7	DO	Turbidity	Comments/Exceptions
Date	7/29/20					
Time	740					
Weather (sky or precip, temp)	cloudy					
Type of Calibration	Standard	Standard	Standard	Standard	Standard	
Standard Value	1413	4.00	7.00	100% or ~8.5	1000, 10, 0.2 800, 100, 20, <0.1	
Pre-Cal Reading	1410	4.03	7.02			
Post Cal Reading	1413	4.00	7.00	8.5		
Discrepancy	No					
Calib. Successful?	Yes					
Calibration by	SEB					
Instrument Type, ID	MP20 / YSI 556			MicoTPW / HACH2000		
Calibration Location	CSWF					

\* If Direct Reading is Unavailable, Assume pressure = 760 mm - 2.5 (altitude in ft/100)



LANDFILL GAS MONITORING  
GEM 2000 CALIBRATION AND PERTINENT DATA

Date: 8-12-20

Site Name: Island County Landfill

Technician: Simon Garibaldo

Job No.04207033.11

**WEATHER OBSERVATIONS**

Wind Speed: 3 MPH Wind Direction: W Barometric Pressure: 29.76 Hg

Air Temperature: 65 F General Weather Conditions: Clear

**CALIBRATION INFORMATION**

Pre-monitoring Calibration Precision Check

*Procedure: Calibrate the instrument. Make a total of three measurements by alternating zero air and the calibration gas. Record the readings and calculate the average algebraic difference between the instrument reading and the calibration gas as a percentage. The calibration precision must be less than or equal to 2% of the calibration gas value.*

Instrument Serial No. 10772

Calibration Gas: %CH4 - 50.0% %CO2 - 35.0% %O2 - 20.9%

Time	CH4	CO2	O2
11:40	50.0%	35.0%	20.9%

Post-monitoring Calibration Check

Time	CH4	CO2	O2
16:55	50.0%	35.0%	20.9%

**NOTES:**

---

---

# SCS FIELD SERVICES

# DAILY LOG

**JOB NO.** 04207033.11    **TASK NO.** 1,2,3    **DATE** 8-13-20    **PROJECT NAME** Island County Landfill  
**TEMP** 75    **BARO** 29.92    **WIND** 3 MPH W    **WEATHER** Clear

SCS-FS LABOR	HOURS	OT			HOURS	OT
Simon Garibaldo	8	2	Project Foreman		10	
					<b>DAILY TOTAL</b>	10
EQUIP, SVCS, MTLs, MLG	QTY	UNITS			QTY	UNITS
Service Truck	1	\$18.50 Hourly	SCS Field Service		10	\$185.00
Gem - 2000	1	\$185.00 Daily	SCS Field Service		1	\$185.00

INSTRUMENT CALIBRATION (CAL. GAS)		CH4 (%-VOL)	O2 (%-VOL)	CO2 (%-VOL)		
MODEL	S/N					
Gem - 2000	10772	50%	20.9%	35.0%		
Flare Station	Hours	Amps	Condensate Trap Level	Header	Capsuhelic Gauge	Valve Position
Blower # 1	73480	3.3	5.85"	SV	3.5"	50% Open
Blower # 2	4058	3.2		LFG	2.0"	50% Open
Propane Tank Level	Propane Line PSI					
60% Full	12					

<b>SUMMARY</b>	0630 SDG onsite to Monitor Gas Probes, Make Extraction Well Adjustments.
0645 Calibrated Gem - 2000	
0720 SDG Monitoring Gas Probes.	
0842 SDG completed monitoring.	
Adjustments:	
1-	VGW-2 - Reduce -0.3" to -0.2" H2O.
2-	HGW-1 Reduce -0.5" to -0.1" H2O
3-	Reduce HGW-4, 5, 6, to -0.1" H2O
4-	Increase VGW-5 -4.0" H2O to -6.0" H2O
1130 Post Calibration	

PREPARED BY: Simon Garibaldo      ACCEPTED BY: \_\_\_\_\_

LANDFILL GAS MONITORING  
GEM 2000 CALIBRATION AND PERTINENT DATA

Date: 8-13-20

Site Name: Island County Landfill

Technician: Simon Garibaldo

Job No.04207033.11

**WEATHER OBSERVATIONS**

Wind Speed: 3 MPH Wind Direction: W Barometric Pressure: 29.92 Hg

Air Temperature: 75 F General Weather Conditions: Clear

**CALIBRATION INFORMATION**

Pre-monitoring Calibration Precision Check

*Procedure: Calibrate the instrument. Make a total of three measurements by alternating zero air and the calibration gas. Record the readings and calculate the average algebraic difference between the instrument reading and the calibration gas as a percentage. The calibration precision must be less than or equal to 2% of the calibration gas value.*

Instrument Serial No. 10772

Calibration Gas: %CH4 - 50.0% %CO2 - 35.0% %O2 - 20.9%

Time	CH4	CO2	O2
06:45	50.0%	35.0%	20.9%

Post-monitoring Calibration Check

Time	CH4	CO2	O2
11:30	50.0%	35.0%	20.9%

**NOTES:**

---

---

# SCS FIELD SERVICES

# DAILY LOG

JOB NO. 04207033.11 TASK NO. 1,2,3 DATE 9-8-20 PROJECT NAME Island County Landfill  
TEMP 85 BARO 29.83 WIND 3 MPH W WEATHER Clear

SCS-FS LABOR	HOURS	OT	HOURS	OT
Simon Garibaldo	8	2	Project Foreman	10
			DAILY TOTAL	10

EQUIP, SVCS, MTLs, MLG	QTY	UNITS	QTY	UNITS
Service Truck	1	\$18.50 Hourly	10	\$185.00
Gem - 2000	1	\$185.00 Daily	1	\$185.00

INSTRUMENT CALIBRATION (CAL. GAS)		CH4 (%-VOL)	O2 (%-VOL)	CO2 (%-VOL)
MODEL	S/N			
Gem - 2000	10772	50%	20.9%	35.0%

Flare Station	Hours	Amps	Condensate Trap Level	Header	Capsuhelic Gauge	Valve Position
Blower # 1	73543	3.3	5.85"	SV	3.2"	50% Open
Blower # 2	4222	3.2		LFG	2.0"	50% Open

Propane Tank Level	Propane Line PSI
60% Full	12

<b>SUMMARY</b> 1230 SDG onsite to monitor the Gas Probes and the Extraction Wells.
1250 Calibrate the Gem - 2000
1315 Monitor the Probes.
1424 Monitor the Extraction Wells.
1600 Post Calibration of the Gem
1630 SDG offsite

PREPARED BY: Simon Garibaldo ACCEPTED BY: \_\_\_\_\_

LANDFILL GAS MONITORING  
GEM 2000 CALIBRATION AND PERTINENT DATA

Date: 9-8-20

Site Name: Island County Landfill

Technician: Simon Garibaldo

Job No.04207033.11

**WEATHER OBSERVATIONS**

Wind Speed: 3 MPH Wind Direction: W Barometric Pressure: 29.83 Hg

Air Temperature: 85 F General Weather Conditions: Clear

**CALIBRATION INFORMATION**

Pre-monitoring Calibration Precision Check

*Procedure: Calibrate the instrument. Make a total of three measurements by alternating zero air and the calibration gas. Record the readings and calculate the average algebraic difference between the instrument reading and the calibration gas as a percentage. The calibration precision must be less than or equal to 2% of the calibration gas value.*

Instrument Serial No. 10772

Calibration Gas: %CH4 - 50.0% %CO2 - 35.0% %O2 - 20.9%

Time	CH4	CO2	O2
12:50	50.0%	35.0%	20.9%

Post-monitoring Calibration Check

Time	CH4	CO2	O2
16:00	50.0%	35.0%	20.9%

**NOTES:**

---

---

October 30, 2020  
File No. 04207033.13

Subject: **Fourth Quarter 2020 Groundwater Monitoring Event  
Coupeville Solid Waste Facility, Island County, Washington**

---

**NOTES/SAMPLE DECODING:**

Event Dates: October 29-30, 2020

Field Staff: Sam Graber, Travis Berndahl & Andres Lopez

- This was a semi-annual monitoring event.
- Duplicate samples were taken from monitoring wells N2D and N3D.
- The YSI Multiparameter meter was calibrated daily prior to sampling.
- Monitoring well E1S was sampled for Nitrate only.

Sample Date	Sample Number	Well ID
10/30/2020	1020-01	DOT
10/29/2020	1020-02	E3D
10/29/2020	1020-03	E5D
10/29/2020	1020-04	E6D
10/29/2020	1020-05	E7D
10/29/2020	1020-06	E8D
10/29/2020	1020-07	E4S
10/29/2020	1020-08	E4D
10/30/2020	1020-09	NE1S
10/30/2020	1020-10	NE1D
10/30/2020	1020-11	N5D
10/29/2020	1020-12	S11D
10/29/2020	1020-13	S11S
10/29/2020	1020-14	S10S
10/30/2020	1020-15	DNR
10/29/2020	1020-16	N1D
10/29/2020	1020-17	N2D
10/29/2020	1020-18	N2S
10/29/2020	1020-19	N3D
10/29/2020	1020-20	N3S
10/29/2020	1020-21	E2D
10/29/2020	1020-22	E2S
10/29/2020	1020-23	E1D
10/29/2020	1020-24	E1S

10/30/2020	1020-25	WR1
10/29/2020	1020-26	E9D
10/29/2020	1020-27	E10D
10/29/2020	1020-28	N2D (Duplicate)
10/29/2020	1020-29	N3D (Duplicate)

# SCS ENGINEERS

2405 140th ave NE #107

Bellevue, WA 98005

(425) 746-4600

## Groundwater Sampling Data Sheet

Project #: 04207033.13

Site: CSWF

Well ID: Dot

Sample ID: 1020-01

Date: 10/30/2020

Weather: Sunny/windy

Filtered?  Y  N

Locked?  Y  N

Water in Protector?  Y  N

Damage?  Y  N

Sample Containers:

1000 ml Poly	500 ml Poly	250 ml Poly	125 ml Poly
500 ml HNO3 x2	500 ml H2SO4 x2	40 ml VOA x3 x6	1000 ml Amber
125 ml NaOH			

Sampling Method: Dedicated 1.75" QED SamplePro Bail Peristaltic Grab Other

Meter: MP-20 YSI retd

CONTROL SETTINGS: Refill \_\_\_\_\_ Discharge \_\_\_\_\_ Pressure \_\_\_\_\_ Flow \_\_\_\_\_

1 ft water = 0.62L 1L = 0.26 gallons

One Well Volume (liters) \_\_\_\_\_ Other: \_\_\_\_\_

Total Volume Bailed (liters) \_\_\_\_\_ Flow Setting: \_\_\_\_\_

TIME	DTW	Temp.	Sp.Cond.	DO	pH	Eh	Turbidity	Q / Vol.
1050	Started	Purge						
1100		11.3	735	1.94	7.83	-52.8	1.70	

Notes / Observations (color, odor, anomalies, etc):

Meter: 013266

Water Levels:

NYS = 121.84

WIS = 109.75

Stabilization Parameters: pH/DO ± 0.2, SpC ± 10%, Temp ± 0.5°C, Turb. ± 10% or ≤ 5

SAMPLER: Travis Berndahl  
Printed Name

[Signature]  
Signature

# SCS ENGINEERS

2405 140th ave NE #107  
Bellevue, WA 98005

(425) 746-4600

## Groundwater Sampling Data Sheet

Project #: 04207033.13	Sampling Method: <u>Dedicated</u>	1.75" QED SamplePro	Bail	Peristaltic	Grab	Other
Site: CSWF		Meter: CONTROL SETTINGS:	1 ft water = 0.62L		1L = 0.26 gallons	
Well ID: E3D		MP-20	Refill: <u>11</u>	One Well Volume _____ (liters)		Other: _____
Sample ID: 1020-02	Intake	<u>YSI</u>	Discharge: <u>4</u>	Total Volume Bailed _____ (liters)		Flow Setting: _____
Date: 10/29/2020	BOS	Pressure: <u>100</u>	Flow: <u>300 ml/min.</u>			
Weather: <u>cloudy</u>	Total Depth					

Filtered?  N    Locked?  N    Water in Protector?  N    Damage?  N

Sample Containers:	1000 ml Poly	500 ml Poly	250 ml Poly	125 ml Poly
	500 ml HNO3 x2	500 ml H2SO4 x2	40 ml VOA x3 x6	1000 ml Amber
	125 ml NaOH			

Notes / Observations (color, odor, anomalies, etc):

---



---



---



---



---



---



---



---



---



---



---



---



---



---



---



---



---



---



---



---



---



---



---

TIME	DTW	Temp.	Sp.Cond.	DO	pH	Eh	Turbidity	Q / Vol.
1048	<del>N/A</del>	12.8	579	10.47	7.89	255.7	2.56	
1053		11.4	713	10.65	7.82	238.6	2.54	
<del>1058</del> 1056		11.3	716	7.40	7.67	242.9	2.52	
<del>1100</del> 1059		11.3	715	5.20	7.61	243.1	2.53	
1102		11.2	710	3.02	7.65	219.9	2.52	
1105		11.2	712	1.47	7.75	94.3	2.16	
1108		11.2	713	1.22	7.78	68.7	2.60	

Stabilization Parameters: pH/DO ± 0.2, SpC ± 10%, Temp ± 0.5°C, Turb. ± 10% or ≤ 5

SAMPLER: Travis Berndahl  
Printed Name

[Signature]  
Signature

# SCS ENGINEERS

2405 140th ave NE #107

Bellevue, WA 98005

(425) 746-4600

## Groundwater Sampling Data Sheet

Project #: 04207033.13  
Site: CSWF  
Well ID: E50  
Sample ID: 1020-03  
Date: 10/29/2020  
Weather: cloudy

Sampling Method: Dedicated 1.75" QED SamplePro Bail Peristaltic Grab Other

Meter: CONTROL SETTINGS:  
MP-20 Refill 10  
YSI Discharge 10  
Pressure 100  
Flow 100 ml/min

1 ft water = 0.62L 1L = 0.26 gallons  
One Well Volume (liters) \_\_\_\_\_ Other: \_\_\_\_\_  
Total Volume Bailed (liters) \_\_\_\_\_ Flow Setting: \_\_\_\_\_

DTW 143.27  
TOS  
Intake  
BOS  
Total Depth

Filtered?  N Locked?  N Water in Protector?  Y Damage?  Y

Sample Containers: 1000 ml Poly 500 ml Poly 250 ml Poly 125 ml Poly  
500 ml HNO3 x2 500 ml H2SO4 x2 40 ml VOA x3 x6 1000 ml Amber  
125 ml NaOH

Notes / Observations (color, odor, anomalies, etc):

TIME	DTW	Temp.	Sp.Cond.	DO	pH	Eh	Turbidity	Q / Vol.
1135		13.5	1101	0.23	7.48	237.0	4.65	
1140		12.1	1169	3.49	7.32	6.0	3.51	
1143		12.1	1173	1.94	7.34	-34.1	3.10	
1148		12.0	1202	1.14	7.32	-64.6	2.96	
1149		12.0	1222	0.94	7.31	-60.2	2.75	
1152		12.0	1233	0.77	7.30	-65.3	2.68	
1155		12.0	1239	0.69	7.30	-69.0	2.61	

Stabilization Parameters: pH/DO ± 0.2, SpC ± 10%, Temp ± 0.5°C, Turb. ± 10% or ≤ 5

SAMPLER: Travis Bamdaji  
Printed Name

[Signature]  
Signature

# SCS ENGINEERS

2405 140th ave NE #107

Bellevue, WA 98005

(425) 746-4600

## Groundwater Sampling Data Sheet

Project #: 04207033.13		Sampling Method: <u>Dedicated</u>		1.75" QED SamplePro	Bail	Peristaltic	Grab	Other	
Site: CSWF			Meter: CONTROL SETTINGS:	1 ft water = 0.62L		1L = 0.26 gallons			
Well ID: <u>E60</u>			MP-20	Refill: <u>10</u>	One Well Volume _____		Other: _____		
Sample ID: 1020-04			Intake: <u>renjan</u>	Discharge: <u>10</u>	Total Volume Bailed _____		Flow Setting: _____		
Date: 10/29/2020			BOS: _____	Pressure: <u>100</u>	Total Volume Bailed _____				
Weather: <u>Cloudy</u>			Total Depth: _____	Flow: <u>100 ml/min.</u>	Total Volume Bailed _____				
Filtered? <input checked="" type="radio"/> Y <input type="radio"/> N	Locked? <input type="radio"/> Y <input checked="" type="radio"/> N	Water in Protector? <input type="radio"/> Y <input checked="" type="radio"/> N	Damage? <input type="radio"/> Y <input checked="" type="radio"/> N						
Sample Containers:		1000 ml Poly	500 ml Poly	250 ml Poly	125 ml Poly				
		500 ml HNO3 x2	500 ml H2SO4 x2	40 ml VOA x3 x6	1000 ml Amber				
		125 ml NaOH							

TIME	DTW	Temp.	Sp.Cond.	DO	pH	Eh	Turbidity	Q / Vol.
1446		15.2	640	3.05	7.84	-75.8	3.56	
1451		14.8	640	1.13	7.84	-150.3	2.58	
1454		14.8	640	0.95	7.84	-154.6	2.47	
1457		14.8	639	0.81	7.84	-157.5	2.38	
1500		14.8	639	0.71	7.83	-159.1	2.44	
1503		14.8	638	0.63	7.83	-160.0	2.40	
1506		14.8	638	0.58	7.83	-160.4	2.40	

Notes / Observations (color, odor, anomalies, etc):

Stabilization Parameters: pH/DO ± 0.2, SpC ± 10%, Temp ± 0.5°C, Turb. ± 10% or ≤ 5

SAMPLER: Travis Berndahl  
 Printed Name

[Signature]  
 Signature

# SCS ENGINEERS

2405 140th ave NE #107  
Bellevue, WA 98005

(425) 746-4600

## Groundwater Sampling Data Sheet

Project #: 04207033.13  
 Site: CSWF  
 Well ID: E70  
 Sample ID: 1020-05  
 Date: 10/29/2020  
 Weather: cloudy

Sampling Method: Dedicated    1.75" QED SamplePro    Bail    Peristaltic    Grab    Other  
 Meter: CONTROL SETTINGS:    1 ft water = 0.62L    1L = 0.26 gallons  
 MP-20    Refill: 10    One Well Volume (liters): \_\_\_\_\_    Other: \_\_\_\_\_  
 YSI    Discharge: 10    Total Volume Bailed (liters): \_\_\_\_\_    Flow Setting: \_\_\_\_\_  
 Pressure: 100  
 Flow: 100 mL/min.

DTW: 143.41  
 TOS: \_\_\_\_\_  
 Intake: \_\_\_\_\_  
 BOS: \_\_\_\_\_  
 Total Depth: \_\_\_\_\_

Filtered?  Y  N    Locked? Y  N    Water in Protector?  Y  N    Damage? Y  N

Sample Containers:    1000 ml Poly    500 ml Poly    250 ml Poly    125 ml Poly  
 500 ml HNO<sub>3</sub> x2    500 ml H<sub>2</sub>SO<sub>4</sub> x2    40 ml VOA x3 x6    1000 ml Amber  
 125 ml NaOH

TIME	DTW	Temp.	Sp.Cond.	DO	pH	Eh	Turbidity	Q / Vol.
1543		15.9	1486	7.92	7.52	172.7	2.64	
1548		14.8	1808	2.65	6.97	166.3	2.85	
1551		14.7	1846	1.31	6.88	158.5	2.84	
1554		14.6	1849	0.86	6.75	161.3	3.01	
1557		14.6	1849	0.66	6.74	158.7	2.43	
1600		14.5	1851	0.57	6.74	154.0	2.47	
1603		14.5	1850	0.64	6.74	149.4	2.38	

Notes / Observations (color, odor, anomalies, etc):

---



---



---



---



---



---



---



---



---



---



---



---



---



---



---



---



---



---



---



---




---



---

Stabilization Parameters: pH/DO ± 0.2, SpC ± 10%, Temp ± 0.5°C, Turb. ± 10% or ≤ 5

SAMPLER: Travis Berndahl  
Printed Name

  
Signature

# SCS ENGINEERS

2405 140th ave NE #107

Bellevue, WA 98005

(425) 746-4600

## Groundwater Sampling Data Sheet

Project #: 04207033.13

Site: CSWF

Well ID: EBD

Sample ID: 1020-6

Date: 10/29/2020

Weather: cloudy



147.61 DTW

TOS

Intake

BOS

Total Depth

Sampling Method: Dedicated

Meter: MP-20

YSL

control

Dedicated

1.75" QED SamplePro

Bail

Peristaltic

Grab

Other

CONTROL SETTINGS:

Refill 10

Discharge 10

Pressure 100

Flow 100 mL/min

1 ft water = 0.62L

1L = 0.26 gallons

One Well Volume (liters)

Total Volume Bailed (liters)

Other: \_\_\_\_\_

Flow Setting: \_\_\_\_\_

Filtered?  Y  N

Locked?  Y  N

Water in Protector?  Y  N

Damage?  Y  N

Sample Containers:

1000 ml Poly

500 ml Poly

250 ml Poly

125 ml Poly

500 ml HNO3 x2

500 ml H2SO4 x2

40 ml VOA x3 x6

1000 ml Amber

125 ml NaOH

Notes / Observations (color, odor, anomalies, etc):

TIME	DTW	Temp.	Sp.Cond.	DO	pH	Eh	Turbidity	Q / Vol.
944		11.1	515	10.63	7.70	303.5	4.81	
949		10.9	524	9.52	7.36	304.4	4.61	
952		10.8	526	2.64	7.33	264.7	4.51	
955		10.2	527	2.05	7.35	131.2	4.55	
958		10.8	528	1.73	7.36	44.0	4.52	
1001		10.8	528	1.37	7.41	-14.6	4.55	
1009		10.8	528	1.24	7.45	-40.2	4.40	

Stabilization Parameters: pH/DO ± 0.2, SpC ± 10%, Temp ± 0.5°C, Turb. ± 10% or ≤ 5

SAMPLER: Travis Berndahl

Printed Name

Signature

# SCS ENGINEERS

2405 140th ave NE #107  
Bellevue, WA 98005

(425) 746-4600

## Groundwater Sampling Data Sheet

Project #: <u>04207033.13</u>	Sampling Method: <u>Dedicated</u>	1.75" QED SamplePro	Bail	Peristaltic	Grab	Other
Site: <u>CSWF</u>	Meter: <u>CONTROL SETTINGS:</u> MP-20 <input checked="" type="checkbox"/> YSI	1 ft water = 0.62L		1L = 0.26 gallons		
Well ID: <u>E45</u>		Refill: <u>11</u>	One Well Volume (liters)		Other: _____	
Sample ID: <u>1020-07</u>		Discharge: <u>9</u>	Total Volume Bailed (liters)		Flow Setting: _____	
Date: <u>10/29/2020</u>		Pressure: <u>90</u>	Flow: <u>250 mL/min</u>			
Weather: <u>cloudy</u>	DTW: <u>140.41</u>	TOS	Intake	BOS	Total Depth	
Filtered? <input checked="" type="checkbox"/> N	Locked? <input checked="" type="checkbox"/> N	Water in Protector? <input checked="" type="checkbox"/> N	Damage? <input checked="" type="checkbox"/> N			
Sample Containers:	1000 ml Poly	500 ml Poly	250 ml Poly	125 ml Poly		
	500 ml HNO3 x2	500 ml H2SO4 x2	40 ml VOA x3 x6	1000 ml Amber		
	125 ml NaOH					

TIME	DTW	Temp.	Sp.Cond.	DO	pH	Eh	Turbidity	Q / Vol.
1125		10.63	733	3.50	7.57	66.2		
1130		10.14	892	3.87	7.12	81.8		
1133		10.12	919	2.91	7.11	81.5		
1136		10.09	954	2.43	7.11	81.3		
1139		10.09	961	2.28	7.11	81.3		
1142		10.09	968	2.19	7.11	81.4		
1145	140.82	10.10	981	2.11	7.11	82.3	1.46	

Notes / Observations (color, odor, anomalies, etc):

---



---



---



---



---



---



---



---



---



---



---



---



---



---



---



---



---



---



---



---



---



---



---

Stabilization Parameters: pH/DO ± 0.2, SpC ± 10%, Temp ± 0.5°C, Turb. ± 10% or ≤ 5

SAMPLER: Sam Gruber  
Printed Name

Signature: [Signature]

# SCS ENGINEERS

2405 140th ave NE #107  
Bellevue, WA 98005

(425) 746-4600

## Groundwater Sampling Data Sheet

Project #: 04207033.13

Site CSWF

Well ID: E41D

Sample ID: 1020-08

Date: 10/27/2020

Weather: CLOUDY



152.24 DTW  
TOS  
Intake  
BOS  
Total Depth

Sampling Method:

<input checked="" type="checkbox"/> Dedicated	<input type="checkbox"/> 1.75" QED SamplePro	<input type="checkbox"/> Bail	<input type="checkbox"/> Peristaltic	<input type="checkbox"/> Grab	<input type="checkbox"/> Other
---	--	-------------------------------	--------------------------------------	-------------------------------	--------------------------------

Meter:  
MP-20  
YSI

CONTROL SETTINGS:

Refill: 9  
Discharge: 11  
Pressure: 100  
Flow: 150 mL/min

1 ft water = 0.62L

1L = 0.26 gallons

One Well Volume (liters)

Total Volume Bailed (liters)

Other: \_\_\_\_\_  
Flow Setting: \_\_\_\_\_

Filtered? <input checked="" type="checkbox"/> Y <input type="checkbox"/> N	Locked? <input checked="" type="checkbox"/> Y <input type="checkbox"/> N	Water in Protector? <input type="checkbox"/> Y <input checked="" type="checkbox"/> N	Damage? <input type="checkbox"/> Y <input checked="" type="checkbox"/> N	
Sample Containers:	1000 ml Poly	500 ml Poly	250 ml Poly	125 ml Poly
	500 ml HNO3 x2	500 ml H2SO4 x2	40 ml VOA x3 x6	1000 ml Amber
	125 ml NaOH			

Notes / Observations (color, odor, anomalies, etc):

TIME	DTW	Temp.	Sp.Cond.	DO	pH	Eh	Turbidity	Q / Vol.
1138	152.34	12.0	0.734	7.89	7.20	172.5	6.19	
1143		11.6	0.732	5.06	7.23	167.0	6.91	
1146	152.35	11.6	0.725	3.76	7.33	158.0	5.14	
1149		11.6	0.718	2.96	7.48	142.3	4.25	
1152	152.33	11.6	0.711	2.37	7.62	125.2	3.37	
1155		11.7	0.706	1.99	7.71	105.8	3.77	
1158	152.39	11.7	0.702	1.54	7.82	88.5	3.42	

Stabilization Parameters: pH/DO ± 0.2, SpC ± 10%, Temp ± 0.5°C, Turb. ± 10% or ≤ 5

SAMPLER: Andres Lopez  
Printed Name

[Signature]  
Signature

# SCS ENGINEERS

2405 140th ave NE #107  
Bellevue, WA 98005

(425) 746-4600

## Groundwater Sampling Data Sheet

Project #: 04207033.13	Sampling Method: <u>Dedicated</u>	1.75" QED SamplePro	Bail	Peristaltic	Grab	Other
Site: CSWF	Meter: <u>CONTROL SETTINGS:</u>	1 ft water = 0.62L		1L = 0.26 gallons		
Well ID: <u>NE15</u>	MP-20	Refill: <u>10</u>	One Well Volume (liters)	Other: _____		
Sample ID: 1020-09	YSI <u>renew</u>	Discharge: <u>10</u>	Total Volume Bailed (liters)	Flow Setting: _____		
Date: 10/30/2020	Total Depth	Pressure: <u>90</u>				
Weather: <u>cloudy</u>		Flow: <u>125 ml/min.</u>				
Filtered? <input checked="" type="checkbox"/> N	Locked? <input checked="" type="checkbox"/> N	Water in Protector? <input checked="" type="checkbox"/> N	Damage? <input checked="" type="checkbox"/> N			
Sample Containers:	1000 ml Poly	500 ml Poly	250 ml Poly	125 ml Poly		
	500 ml HNO3 x2	500 ml H2SO4 x2	40 ml VOA x3 x6	1000 ml Amber		
	125 ml NaOH					



143.85 DTW  
TOS  
Intake  
BOS  
Total Depth

Notes / Observations (color, odor, anomalies, etc):

TIME	DTW	Temp.	Sp.Cond.	DO	pH	Eh	Turbidity	Q / Vol.
858		14.7	682	7.61	7.34	311.7	2.76	
903		13.7	901	6.59	6.97	310.8	2.87	
906		13.5	925	5.78	6.95	303.2	2.82	
909		13.5	928	5.70	6.96	306.3	2.67	
912		13.5	932	5.59	6.98	296.8	2.65	
915		13.4	933	5.54	7.00	293.9	2.67	
918		13.4	934	5.52	7.01	291.9	2.65	

Stabilization Parameters: pH/DO ± 0.2, SpC ± 10%, Temp ± 0.5°C, Turb. ± 10% or ≤ 5

SAMPLER: Travis Berndahl  
Printed Name

[Signature]  
Signature

# SCS ENGINEERS

2405 140th ave NE #107  
Bellevue, WA 98005

(425) 746-4600

## Groundwater Sampling Data Sheet

Project #: 04207033.13	Sampling Method : <u>Dedicated</u>	1.75" QED SamplePro	Bail	Peristaltic	Grab	Other
Site: CSWF	156.72 DTW TOS Intake BOS Total Depth	Meter: <u>CONTROL SETTINGS:</u>	1 ft water = 0.62L	1L = 0.26 gallons		
Well ID: <u>NEID</u>		MP-20	Refill: <u>9</u>	One Well Volume (liters)		Other :
Sample ID: <u>1020-10</u>	(YSI) <u>Very</u>	Discharge: <u>11</u>	Total Volume Bailed (liters)		Flow Setting :	
Date: <u>10/30/2020</u>		Pressure: <u>100</u>	Flow: <u>100 ml/min</u>			
Weather: <u>cloudy</u>						
Filtered? <input checked="" type="checkbox"/> Y <input type="checkbox"/> N	Locked? <input checked="" type="checkbox"/> Y <input type="checkbox"/> N	Water in Protector? <input checked="" type="checkbox"/> Y <input type="checkbox"/> N	Damage? <input checked="" type="checkbox"/> Y <input type="checkbox"/> N			
Sample Containers:	1000 ml Poly	500 ml Poly	250 ml Poly	125 ml Poly		
	500 ml HNO3 x2	500 ml H2SO4 x2	40 ml VOA x3 x6	1000 ml Amber		
	125 ml NaOH					

TIME	DTW	Temp.	Sp.Cond.	DO	pH	Eh	Turbidity	Q / Vol.
951		15.7	713	6.60	7.21	233	2.91	
958		14.3	706	4.70	7.19	235.4	2.52	
959		14.1	698	3.12	7.30	231.7	2.78	
1002		13.9	694	2.48	7.36	226.1	2.65	
1605		13.9	693	1.81	7.40	211.4	3.41	
1008		13.9	693	1.41	7.44	186.6	3.21	
1011		13.9	693	1.32	7.45	172.2	3.11	

Notes / Observations (color, odor, anomalies, etc):

---

---

---

---

---

---

---

---

---

---

---

---

---

---

---

---

---

---

---

---

---

---

---

---

---

---

---

Stabilization Parameters: pH/DO ± 0.2, SpC ± 10%, Temp ± 0.5°C, Turb. ± 10% or ≤ 5

SAMPLER: Travis Berndahl  
Printed Name

[Signature]  
Signature

# SCS ENGINEERS

2405 140th ave NE #107

Bellevue, WA 98005

(425) 746-4600

## Groundwater Sampling Data Sheet

Project #: 04207033.13		Sampling Method: <u>Dedicated</u>	1.75" QED SamplePro	Bail	Peristaltic	Grab	Other	
Site: CSWF		Meter: CONTROL SETTINGS:	1 ft water = 0.62L		1L = 0.26 gallons			
Well ID: <u>NSD</u>		MP-20	Refill	<u>15</u>	One Well Volume	Other:		
Sample ID: 1020-11		<u>YSI</u>	Discharge	<u>15</u>	(liters)	Flow Setting:		
Date: 10/30/2020			Pressure	<u>100</u>	Total Volume Bailed	(liters)		
Weather: <u>sunny</u>		Total Depth	Flow	<u>120 mL/min</u>				
Filtered? <input checked="" type="checkbox"/> Y <input type="checkbox"/> N	Locked? <input checked="" type="checkbox"/> Y <input type="checkbox"/> N *	Water in Protector? <input checked="" type="checkbox"/> Y <input type="checkbox"/> N	Damage? <input checked="" type="checkbox"/> Y <input type="checkbox"/> N					
Sample Containers:	1000 ml Poly	500 ml Poly	250 ml Poly	125 ml Poly				
	500 ml HNO3 x2	500 ml H2SO4 x2	40 ml VOA x3 x6	1000 ml Amber				
	125 ml NaOH							

TIME	DTW	Temp.	Sp.Cond.	DO	pH	Eh	Turbidity	Q / Vol.
1045		10.30	684	8.90	7.96	149.9		
1050		9.74	1359	3.86	7.44	161.8		
1053		9.75	1391	2.61	7.41	161.5		
1056		9.75	1426	2.07	7.37	161.2		
1059		9.78	1438	1.51	7.37	160.1		
1102		9.81	1452	1.31	7.37	158.8		
1105	148.31	9.84	1457	1.10	7.37	157.3	0.89	

Notes / Observations (color, odor, anomalies, etc):

\* Need new lock

Stabilization Parameters: pH/DO ± 0.2, SpC ± 10%, Temp ± 0.5°C, Turb. ± 10% or ≤ 5

SAMPLER: Sam Gabor  
Printed Name

[Signature]  
Signature

# SCS ENGINEERS

2405 140th ave NE #107  
Bellevue, WA 98005

(425) 746-4600

## Groundwater Sampling Data Sheet

Project #: 04207033.13

Site: CSWF

Well ID: S110 cell

Sample ID: 1020-12

Date: 10/29/2020

Weather: cloudy

Filtered?  Y  N

Locked?  Y  N

Water in Protector? Y  N

Damage? Y  N

Sample Containers:

1000 ml Poly	500 ml Poly	250 ml Poly	125 ml Poly
500 ml HNO3 x2	500 ml H2SO4 x2	40 ml VOA x3 x6	1000 ml Amber
125 ml NaOH			

Sampling Method: Dedicated 1.75" QED SamplePro Bail Peristaltic Grab Other

Meter: MP-20 (YSL)

CONTROL SETTINGS:

1 ft water = 0.62L 1L = 0.26 gallons

Refill 10 One Well Volume (liters) \_\_\_\_\_ Other: \_\_\_\_\_

Discharge 10 Total Volume Bailed (liters) \_\_\_\_\_

Pressure 100 Flow 250 mL/min

DTW 145.33

TOS \_\_\_\_\_

Intake \_\_\_\_\_

BOS \_\_\_\_\_

Total Depth \_\_\_\_\_

TIME	DTW	Temp.	Sp.Cond.	DO	pH	Eh	Turbidity	Q / Vol.
1010		9.75	910	8.50	7.35	211.2		
1015	147.01	9.59	905	2.39	7.54	120.7		
1018		9.60	905	2.21	7.62	21.2		
1021		9.62	905	1.86	7.71	-32.9		
1024		9.59	909	1.61	7.75	-50.9		
1027		9.56	912	1.44	7.78	-72.5		
1030	148.50	9.56	914	1.36	7.79	-78.2	<del>4.65</del> 4.65	

Notes / Observations (color, odor, anomalies, etc):

Stabilization Parameters: pH/DO ± 0.2, SpC ± 10%, Temp ± 0.5°C, Turb. ± 10% or ≤ 5

SAMPLER: Sam Graber  
Printed Name

[Signature]  
Signature

# SCS ENGINEERS

2405 140th ave NE #107  
Bellevue, WA 98005

(425) 746-4600

## Groundwater Sampling Data Sheet

Project #: 04207033.13		Sampling Method: <u>Dedicated</u>	1.75" QED SamplePro	Bail	Peristaltic	Grab	Other
Site: CSWF		Meter: <u>CONTROL SETTINGS:</u>	1 ft water = 0.62L		1L = 0.26 gallons		
Well ID: <u>SWMS 311S</u>		MP-20	Refill: <u>13</u>	One Well Volume _____ (liters)		Other: _____	
Sample ID: 1020-13		YSI	Discharge: <u>7</u>	Total Volume Bailed _____ (liters)		Flow Setting: _____	
Date: 10/29/2020			Pressure: <u>70</u>	Flow: <u>350 ml/min</u>			
Weather: <u>OVERCAST CLOUDY</u>		Total Depth: _____					
Filtered? <input checked="" type="checkbox"/> Y <input type="checkbox"/> N	Locked? <input checked="" type="checkbox"/> Y <input type="checkbox"/> N	Water in Protector? <input checked="" type="checkbox"/> Y <input type="checkbox"/> N	Damage? <input checked="" type="checkbox"/> Y <input type="checkbox"/> N				
Sample Containers:	1000 ml Poly	500 ml Poly	250 ml Poly	125 ml Poly			
	500 ml HNO3 x2	500 ml H2SO4 x2	40 ml VOA x3 x6	1000 ml Amber			
	125 ml NaOH						

TIME	DTW	Temp.	Sp.Cond.	DO	pH	Eh	Turbidity	Q / Vol.
1000	134.69 136	10.4	1.010	0.84	6.54	222.8	2.88	
1005		10.3	1.010	0.84	7.00	187.0	2.78	
1008	134.49	10.3	1.022	0.60	7.07	188.5	2.64	
1011		10.3	1.023	0.43	7.20	174.2	2.58	
1014	134.69	10.2	1.023	0.35	7.14	108.3	2.55	
1017		10.2	1.024	0.31	7.12	91.2	2.55	
1020	134.53	10.2	1.024	0.28	7.13	72.0	2.56	

Notes / Observations (color, odor, anomalies, etc):

PLASTIC PIECE FROM RENTAL  
PUMPING EQUIPMENT ON  
TUBING FOR FIRST COUPLE  
BOTTLES

Stabilization Parameters: pH/DO ± 0.2, SpC ± 10%, Temp ± 0.5°C, Turb. ± 10% or ≤ 5

SAMPLER: Andres Lopez  
Printed Name

[Signature]  
Signature

# SCS ENGINEERS

2405 140th ave NE #107

Bellevue, WA 98005

(425) 746-4600

## Groundwater Sampling Data Sheet

Project #: 04207033.13  
 Site: CSWF  
 Well ID: S105  
 Sample ID: 1020-14  
 Date: 10/29/2020  
 Weather: cloudy

Sampling Method: Dedicated 1.75" QED SamplePro Bail Peristaltic Grab Other  
 Meter: CONTROL SETTINGS: 1 ft water = 0.62L 1L = 0.26 gallons  
 MP-20 Refill 9.5 One Well Volume \_\_\_\_\_ Other: \_\_\_\_\_  
 YSI Discharge 5.5 (liters)  
 Pressure 80 Total Volume Bailed \_\_\_\_\_ Flow Setting: \_\_\_\_\_  
 Flow 150

DTW 134.94  
 TOS \_\_\_\_\_  
 Intake \_\_\_\_\_  
 BOS \_\_\_\_\_  
 Total Depth \_\_\_\_\_

Filtered?  N Locked?  N Water in Protector? Y  Damage? Y  N  
 Sample Containers: 1000 ml Poly 500 ml Poly 250 ml Poly 125 ml Poly  
 500 ml HNO3 x2 500 ml H2SO4 x2 40 ml VOA x3 x6 1000 ml Amber  
 125 ml NaOH

Notes / Observations (color, odor, anomalies, etc):

TIME	DTW	Temp.	Sp.Cond.	DO	pH	Eh	Turbidity	Q / Vol.
1739		15.2	1005	9.58	7.69	212.4	2.73	
1739		14.7	1145	4.34	7.10	225.7	3.10	
1742		14.9	1143	3.07	7.04	226.2	3.05	
1745		14.3	1144	3.03	7.03	226.6	<del>2.70</del>	
1748		14.3	1144	2.67	7.02	227.5	2.57	
1751		14.3	1146	2.62	7.02	228.8	2.68	
1754		14.2	1146	2.63	7.02	230.1	2.65	

Stabilization Parameters: pH/DO ± 0.2, SpC ± 10%, Temp ± 0.5°C, Turb. ± 10% or ≤ 5

SAMPLER: Travis Berndahl  
Printed Name

  
Signature



# SCS ENGINEERS

2405 140th ave NE #107

Bellevue, WA 98005

(425) 746-4600

## Groundwater Sampling Data Sheet

Project #: 04207033.13

Site: CSWF

Well ID: NID

Sample ID: 1020-16

Date: 10/29/2020

Weather: Cloudy

Filtered?  N

Locked?  N

Water in Protector?  N

Damage?  N

Sample Containers:

1000 ml Poly

500 ml Poly

250 ml Poly

125 ml Poly

500 ml HNO3 x2

500 ml H2SO4 x2

40 ml VOA x3 x6

1000 ml Amber

125 ml NaOH



137.92

DTW

TOS

Intake

BOS

Total Depth

Sampling Method: Dedicated

Meter: MP-20

YSI

rental

CONTROL SETTINGS:

Refill 8

Discharge 7

Pressure 95

Flow 300 rpm

1.75" QED SamplePro

Bail

Peristaltic

Grab

Other

1 ft water = 0.62L

1L = 0.26 gallons

One Well Volume (liters)

Other:

Total Volume Bailed (liters)

Flow Setting:

Notes / Observations (color, odor, anomalies, etc):

TIME	DTW	Temp.	Sp.Cond.	DO	pH	Eh	Turbidity	Q / Vol.
1648		13.9	1399	10.29	7.77	191.5	2.99	
1653		12.1	1348	2.31	7.40	78.9	3.50	
1656		12.0	1385	1.06	7.40	16.0	3.47	
1659		11.9	1397	0.55	7.40	-19.0	3.31	
1702		11.8	1397	0.42	7.40	-29.7	3.43	
1705		11.8	1397	0.35	7.40	-35.0	3.40	
1708		11.8	1397	0.32	7.40	-37.6	3.41	

Stabilization Parameters: pH/DO ± 0.2, SpC ± 10%, Temp ± 0.5°C, Turb. ± 10% or ≤ 5

SAMPLER: Travis Berndahl  
Printed Name

[Signature]  
Signature

# SCS ENGINEERS

2405 140th ave NE #107  
Bellevue, WA 98005

(425) 746-4600

## Groundwater Sampling Data Sheet

Project #: 04207033.13		Sampling Method: <u>Dedicated</u>	1.75" QED SamplePro	Bail	Peristaltic	Grab	Other	
Site: CSWF		Meter: <u>MP-20</u>	CONTROL SETTINGS:		1 ft water = 0.62L	1L = 0.26 gallons		
Well ID: <u>N2D</u>		<u>YSI</u>	Refill: <u>12</u>	Discharge: <u>8</u>	Pressure: <u>90</u>	Flow: <u>300 ml/min</u>	One Well Volume (liters): _____	
Sample ID: 1020-17		DTW	TOS	Intake	BOS	Total Depth	Total Volume Bailed (liters): _____	
Date: 10/29/2020							Other: _____	
Weather: <u>cloudy</u>							Flow Setting: _____	
Filtered? <input checked="" type="checkbox"/> N	Locked? <input checked="" type="checkbox"/> N	Water in Protector? <input checked="" type="checkbox"/> N	Damage? <input checked="" type="checkbox"/> N					
Sample Containers:	1000 ml Poly	500 ml Poly	250 ml Poly	125 ml Poly				
	500 ml HNO3 x2	500 ml H2SO4 x2	40 ml VOA x3 x6	1000 ml Amber				
	125 ml NaOH							

TIME	DTW	Temp.	Sp.Cond.	DO	pH	Eh	Turbidity	Q / Vol.
1355		12.46	1207	3.10	7.13	110.3		
1400		12.38	1208	1.11	7.14	105.8		
1403		12.30	1209	0.62	7.11	100.9		
1406		12.31	1211	0.59	7.11	98.8		
1409		12.31	1215	0.55	7.11	97.3		
1412		12.30	1214	0.56	7.12	96.5		
1415	146.75	12.29	1215	0.59	7.12	95.1	0.73	

Notes / Observations (color, odor, anomalies, etc):

Dup collected as 1020-28

@ 1420

Stabilization Parameters: pH/DO ± 0.2, SpC ± 10%, Temp ± 0.5°C, Turb. ± 10% or ≤ 5

SAMPLER: Sami braker  
Printed Name

[Signature]  
Signature

# SCS ENGINEERS

2405 140th ave NE #107  
Bellevue, WA 98005

(425) 746-4600

## Groundwater Sampling Data Sheet

Project #: 04207033.13		Sampling Method: <u>Dedicated</u>	1.75" QED SamplePro	Bail	Peristaltic	Grab	Other	
Site: CSWF		Meter: <u>CONTROL SETTINGS:</u>	1 ft water = 0.62L		1L = 0.26 gallons			
Well ID: <u>N25</u>		MP-20	Refill: <u>10</u>	One Well Volume (liters)		Other: _____		
Sample ID: 1020- <u>18</u>		<u>YSI</u>	Discharge: <u>5</u>	Total Volume Bailed (liters)		Flow Setting: _____		
Date: <u>10/9/2020</u>			Pressure: <u>95</u>					
Weather: <u>CLOUDY</u>		Total Depth	Flow: <u>200 mL/min</u>					
Filtered? <input checked="" type="checkbox"/> Y <input type="checkbox"/> N	Locked? <input checked="" type="checkbox"/> Y <input type="checkbox"/> N	Water in Protector? <input checked="" type="checkbox"/> Y <input type="checkbox"/> N	Damage? <input checked="" type="checkbox"/> Y <input type="checkbox"/> N					
Sample Containers:	1000 ml Poly	500 ml Poly	250 ml Poly	125 ml Poly				
	500 ml HNO3 x2	500 ml H2SO4 x2	40 ml VOA x3 x6	1000 ml Amber				
	125 ml NaOH							

TIME	DTW	Temp.	Sp.Cond.	DO	pH	Eh	Turbidity	Q / Vol.
1415	135.76	14.4	0.976	7.80	7.78	124.2	2.64	
1420		13.4	1.136	3.84	7.15	136.3	3.00	
1423		13.3	1.176	2.84	7.09	136.2	3.10	
1426		13.2	2.19 <sup>1.199</sup>		7.05	135.4	3.21	
1429		13.3	1.206	2.01	7.04	134.7	3.25	
1432		13.4	1.212	1.82	7.02	133.5	3.29	
<u>1435</u>		13.4	1.217 <sup>1.219</sup>	1.67	7.01	132.9	3.40	
1440		13.4	1.51	1.53	7.00	131.7	3.79	
1443		13.4	1.218	1.51	7.00	131.2	3.78	
1445								
1446		13.4	1.219	1.49	6.99	130.9	4.03	

Notes / Observations (color, odor, anomalies, etc):

DID NOT ~~DECON~~ DECON. WATER LEVEL METER BEFORE USING ON N25. PREVIOUS WELL: N135

1435 MARKED AS SAMPLE TIME ON BOTTLES & COC, BUT SAMPLES TAKEN @ 1446

Stabilization Parameters: pH/DO ± 0.2, SpC ± 10%, Temp ± 0.5°C, Turb. ± 10% or ≤ 5

SAMPLER: Andres Lopez  
Printed Name

Signature

# SCS ENGINEERS

2405 140th ave NE #107  
Bellevue, WA 98005

(425) 746-4600

## Groundwater Sampling Data Sheet

Project #: 04207033.13		Sampling Method: <u>Dedicated</u>	1.75" QED SamplePro	Bail	Peristaltic	Grab	Other
Site: CSWF		Meter: CONTROL SETTINGS:	1 ft water = 0.62L		1L = 0.26 gallons		
Well ID: N3D		MP-20	Refill: <u>8</u>	One Well Volume (liters)		Other: _____	
Sample ID: 1020-19		YSI	Discharge: <u>7</u>	Total Volume Bailed (liters)		Flow Setting: _____	
Date: 10/29/2020			Pressure: <u>80</u>				
Weather: <u>partly sunny</u>		Total Depth	Flow: <u>300 mL/min</u>				
Filtered? <input checked="" type="checkbox"/> N	Locked? <input checked="" type="checkbox"/> N	Water in Protector? <input checked="" type="checkbox"/> N	Damage? <input checked="" type="checkbox"/> N				
Sample Containers:	1000 ml Poly	500 ml Poly	250 ml Poly	125 ml Poly			
	500 ml HNO3 x2	500 ml H2SO4 x2	40 ml VOA x3 x6	1000 ml Amber			
	125 ml NaOH						

TIME	DTW	Temp.	Sp.Cond.	DO	pH	Eh	Turbidity	Q / Vol.
1235		14.77	670	8.72	7.30	109.6		
1240		13.71	670	7.51	7.02	115.8		
1243		13.29	669	7.07	6.76	123.5		
1246		12.62	676	3.43	7.05	95.5		
1249		12.41	684	2.13	7.33	80.9		
1252		12.30	681	1.67	7.46	73.8		
1255	149.02	12.22	675	1.38	7.56	63.0	3.46	

Notes / Observations (color, odor, anomalies, etc):

Dup collected @ 1310

1020-29

Stabilization Parameters: pH/DO ± 0.2, SpC ± 10%, Temp ± 0.5°C, Turb. ± 10% or ≤ 5

SAMPLER: Sum Graber  
Printed Name

Signature [Signature]

# SCS ENGINEERS

2405 140th ave NE #107

Bellevue, WA 98005

(425) 746-4600

## Groundwater Sampling Data Sheet

Project #: 04207033.13		Sampling Method: <u>Dedicated</u>	1.75" QED SamplePro	Bail	Peristaltic	Grab	Other	
Site: CSWF	▽	138.57 DTW	Meter: <u>CONTROL SETTINGS:</u>		1 ft water = 0.62L		1L = 0.26 gallons	
Well ID: <del>1020</del> - N35		/	MP-20	Refill: <u>10</u>	One Well Volume (liters):	Other: _____		
Sample ID: 1020-20		/	<u>YSI</u>	Discharge: <u>5</u>	Total Volume Bailed (liters):	Flow Setting: _____		
Date: 10/29/2020		/		Pressure: <u>80</u>				
Weather: <u>SUNNY</u>		/		Flow: <u>280 ml/min</u>				
Filtered? <input checked="" type="checkbox"/> Y <input type="checkbox"/> N	Locked? <input checked="" type="checkbox"/> Y <input type="checkbox"/> N	Water in Protector? <input checked="" type="checkbox"/> Y <input type="checkbox"/> N	Damage? <input type="checkbox"/> Y <input checked="" type="checkbox"/> N					
Sample Containers:	1000 ml Poly	500 ml Poly	250 ml Poly	125 ml Poly				
	500 ml HNO3 x2	500 ml H2SO4 x2	40 ml VOA x3 x6	1000 ml Amber				
	125 ml NaOH							

TIME	DTW	Temp.	Sp.Cond.	DO	pH	Eh	Turbidity	Q / Vol.
1310	137.99	12.9	1.158	6.08	7.42	119.5	2.96	
1315		13.3	1.148	6.04	7.28	99.7	4.18	
1318	137.99	13.2	1.146	6.07	7.27	97.4	6.46	
1321		13.3	1.136	6.01	7.25	98.9	<del>5.40</del>	
1324	137.99	13.1	1.138	6.19	7.24	101.0		
1327		13.0	1.137	6.17	7.24	102.8		
1330	137.99	12.9	1.134	6.12	7.23	104.9	2.34	

Notes / Observations (color, odor, anomalies, etc):

@1321 CHANGE REFILL TO 9,  
DISCHARGE TO 6, PRESSURE TO  
95

DID NOT DECON. WATER  
LEVEL METER AFTER NSS,  
POSSIBLE CONTAMINATION OF  
N25

Stabilization Parameters: pH/DO ± 0.2, SpC ± 10%, Temp ± 0.5°C, Turb. ± 10% or ≤ 5

SAMPLER: Andres Lopez  
Printed Name

  
Signature

# SCS ENGINEERS

2405 140th ave NE #107  
Bellevue, WA 98005

(425) 746-4600

## Groundwater Sampling Data Sheet

Project #: 04207033.13	Sampling Method: <u>Dedicated</u>	1.75" QED SamplePro	Bail	Peristaltic	Grab	Other
Site: CSWF	Meter: CONTROL SETTINGS:	1 ft water = 0.62L		1L = 0.26 gallons		
Well ID: <u>E2D</u>	MP-20	Refill: <u>10</u>	One Well Volume (liters)		Other: _____	
Sample ID: 1020-21	<u>YSI</u>	Discharge: <u>10</u>	Total Volume Bailed (liters)		Flow Setting: _____	
Date: 10/29/2020	Total Depth	Pressure: <u>100</u>	Total Volume Bailed (liters)		Flow Setting: _____	
Weather: <u>cloudy</u>		Flow: <u>100 ml/min</u>				
Filtered? <input checked="" type="checkbox"/> N	Locked? <input checked="" type="checkbox"/> N	Water in Protector? <input checked="" type="checkbox"/> N	Damage? <input checked="" type="checkbox"/> N			
Sample Containers:	1000 ml Poly	500 ml Poly	250 ml Poly	125 ml Poly		
	500 ml HNO3 x2	500 ml H2SO4 x2	40 ml VOA x3 x6	1000 ml Amber		
	125 ml NaOH					



46.70 DTW  
 / TOS  
 / Intake  
 / BOS  
 / Total Depth

TIME	DTW	Temp.	Sp.Cond.	DO	pH	Eh	Turbidity	Q / Vol.
1535		14.47	1313	9.00	7.38	117.9		
1540		13.16	1462	8.75	7.26	124.8		
1543		12.92	1499	8.15	7.17	128.4		
1546		12.74	1507	3.35	6.88	134.9		
1549		12.74	1507	3.61	6.89	134.8		
1542		12.72	1501	2.71	6.87	134.1		
1555		12.70	1493	2.48	6.84	133.9	0.79	

Notes / Observations (color, odor, anomalies, etc):

Stabilization Parameters: pH/DO ± 0.2, SpC ± 10%, Temp ± 0.5°C, Turb. ± 10% or ≤ 5

SAMPLER: Sam Graber  
 Printed Name

[Signature]  
 Signature


# SCS ENGINEERS

2405 140th ave NE #107

Bellevue, WA 98005

(425) 746-4600

## Groundwater Sampling Data Sheet

Project #: 04207033.13		Sampling Method: <u>Dedicated</u>	1.75" QED SamplePro	Bail	Peristaltic	Grab	Other
Site: CSWF	 136.61 DTW	Meter: CONTROL SETTINGS:	1 ft water = 0.62L		1L = 0.26 gallons		
Well ID: E25		MP-20	Refill: 9	One Well Volume (liters)		Other: _____	
Sample ID: 1020-22		YSI	Discharge: 6	Total Volume Bailed (liters)		Flow Setting: _____	
Date: 10/29/2020			Pressure: 90				
Weather: CLOUDY		Total Depth	Flow: 100mL/min				
Filtered? <input checked="" type="checkbox"/> Y <input type="checkbox"/> N	Locked? <input checked="" type="checkbox"/> Y <input type="checkbox"/> N	Water in Protector? <input checked="" type="checkbox"/> Y <input type="checkbox"/> N	Damage? <input checked="" type="checkbox"/> Y <input type="checkbox"/> N				
Sample Containers:	1000 ml Poly	500 ml Poly	250 ml Poly	125 ml Poly			
	500 ml HNO3 x2	500 ml H2SO4 x2	40 ml VOA x3 x6	1000 ml Amber			
	125 ml NaOH						

TIME	DTW	Temp.	Sp.Cond.	DO	pH	Eh	Turbidity	Q / Vol.
1540	136.68	13.7	1.323	2.84	7.10	178.5	3.58	
1545		13.6	1.320	1.52	6.97	175.5	3.35	
1548		13.6	1.320	1.25	6.95	171.0	2.91	
1551		13.8	1.320	1.26	6.93	167.1	2.98	
1554		14.0	1.321	1.26	6.93	163.3	2.88	
1557		14.2	1.321	1.26	6.93	160.5	2.96	
<del>1600</del>								
1612		14.1	1.322	1.84	6.96	87.2	3.31	
<del>1605</del>								
1615	136.60	14.3	1.323	1.89	6.91	112.5	3.34	

Notes / Observations (color, odor, anomalies, etc):

1600 MARKED AS SAMPLE TIME ON BOTTLES & COC, BUT SAMPLES TAKEN @ 1615

BAN OUT OF COMPRESSED NITROGEN @ 1557

CHANGED TO CPM3, 12-8 DURING SAMPLING, FLOW INCREASED TO 600mL/min. REDUCED PRESSURE TO 60psi TO LOWER FLOW

Stabilization Parameters: pH/DO ± 0.2, SpC ± 10%, Temp ± 0.5°C, Turb. ± 10% or ≤ 5

SAMPLER: Andres Lopez  
Printed Name

  
Signature

# SCS ENGINEERS

2405 140th ave NE #107

Bellevue, WA 98005

(425) 746-4600

## Groundwater Sampling Data Sheet

Project #: 04207033.13

Site: CSWF

Well ID: E1D

Sample ID: 1020-23

Date: 10/29/2020

Weather: partly sunny

Filtered?  Y  N

Locked?  Y  N

Water in Protector?  Y  N

Damage?  Y  N

Sample Containers:

1000 ml Poly	500 ml Poly	250 ml Poly	125 ml Poly
500 ml HNO3 x2	500 ml H2SO4 x2	40 ml VOA x3 x6	1000 ml Amber
125 ml NaOH			

Sampling Method: Dedicated 1.75" QED SamplePro Bail Peristaltic Grab Other

Meter: MP-20 YSI

CONTROL SETTINGS:

1 ft water = 0.62L 1L = 0.26 gallons

Refill 8 One Well Volume \_\_\_\_\_ Other: \_\_\_\_\_

Discharge 7 (liters)

Pressure 85 Total Volume Bailed \_\_\_\_\_ Flow Setting: \_\_\_\_\_

Flow 250 mL/min (liters)

DTW 136.75

TOS \_\_\_\_\_

Intake \_\_\_\_\_

BOS \_\_\_\_\_

Total Depth \_\_\_\_\_

TIME	DTW	Temp.	Sp.Cond.	DO	pH	Eh	Turbidity	Q / Vol.
1705		13.87	1406	9.00	7.69	119.3		
1710		11.40	1619	8.83	7.23	133.2		
1713		11.21	1681	5.12	7.18	135.6		
1716		11.13	1785	3.62	7.13	137.0		
1719		11.00	1804	1.65	7.08	136.3		
1722		10.95	1804	1.30	7.08	134.9		
1725		10.92	1804	1.08	7.08	133.6	0.94	

Notes / Observations (color, odor, anomalies, etc):

Stabilization Parameters: pH/DO ± 0.2, SpC ± 10%, Temp ± 0.5°C, Turb. ± 10% or ≤ 5

SAMPLER: Sam Graber  
Printed Name

[Signature]  
Signature

# SCS ENGINEERS

2405 140th ave NE #107  
Bellevue, WA 98005

(425) 746-4600

## Groundwater Sampling Data Sheet

Project #: <u>04207033.13</u>	Sampling Method: <u>Dedicated</u>	1.75" QED SamplePro	Bail	Peristaltic	Grab	Other
Site: <u>CSWF</u>		Meter: <u>MP-20</u>	CONTROL SETTINGS:			
Well ID: <u>E15</u>		<u>YSI</u>	1 ft water = 0.62L	1L = 0.26 gallons		
Sample ID: <u>1020-24</u>		Refill: <u>12.5</u>	One Well Volume (liters): _____	Other: _____		
Date: <u>10/29/2020</u>		Discharge: <u>7.5</u>	Total Volume Bailed (liters): _____	Flow Setting: _____		
Weather: <u>cloudy</u>	TOS: _____	Pressure: <u>80</u>	Flow: <u>300 mL/min</u>			
Filtered? Y <input checked="" type="checkbox"/> N	Locked? Y <input checked="" type="checkbox"/> N	Water in Protector? Y <input checked="" type="checkbox"/> N	Damage? Y <input checked="" type="checkbox"/> N			
Sample Containers:	1000 ml Poly	500 ml Poly	250 ml Poly	125 ml Poly		
	500 ml HNO3 x2	500 ml H2SO4 x2	40 ml VOA x3 x6	1000 ml Amber		
	125 ml NaOH					

TIME	DTW	Temp.	Sp.Cond.	DO	pH	Eh	Turbidity	Q / Vol.
1750		11.11	1032	9.56	7.42	112.1		
1755		10.80	975	8.08	7.01	130.1		
1758		10.75	963	8.01	7.00	133.4		
1801		10.72	964	7.88	7.00	137.3		
1804	137.26	10.72	956	7.00	7.00	138.9		
1807		10.69	958	7.61	6.99	140.9		
1810		10.67	961	<del>6.99</del> 7.83	6.99	143.2	1.07	

Notes / Observations (color, odor, anomalies, etc):

Nitrate only

Stabilization Parameters: pH/DO ± 0.2, SpC ± 10%, Temp ± 0.5°C, Turb. ± 10% or ≤ 5

SAMPLER: Sam Graber  
Printed Name

[Signature]  
Signature

# SCS ENGINEERS

2405 140th ave NE #107  
 Bellevue, WA 98005

(425) 746-4600

## Groundwater Sampling Data Sheet

Project #: <u>04207033.13</u>	Sampling Method: <u>Dedicated</u>		<u>1.75" QED SamplePro</u>	<u>Bail</u>	<u>Peristaltic</u>	<u>Grab</u>	<u>Other</u>
Site: <u>CSWF</u>		DTW	Meter: <u>CONTROL SETTINGS:</u>	1 ft water = 0.62L		1L = 0.26 gallons	
Well ID: <u>WR1</u>		TOS	<u>MP-20</u> <u>YSI</u> Refill _____ Discharge _____ Pressure _____ Flow _____	One Well Volume (liters)	Other: _____		
Sample ID: <u>1020-25</u>		Intake		Total Volume Bailed (liters)	Flow Setting: _____		
Date: <u>10/30/2020</u>		BOS					
Weather: <u>partly sunny</u>		Total Depth					
Filtered? <u>(Y)N</u>	Locked? <u>Y(N)</u>	Water in Protector? <u>Y(N)</u>	Damage? <u>Y(N)</u>				
Sample Containers:	1000 ml Poly	500 ml Poly	250 ml Poly	125 ml Poly			
	500 ml HNO3 x2	500 ml H2SO4 x2	40 ml VOA x3 x6	1000 ml Amber			
	125 ml NaOH						

TIME	DTW	Temp.	Sp.Cond.	DO	pH	Eh	Turbidity	Q / Vol.
915		9.63	894	2.55	7.15	198.1	1.02	

Notes / Observations (color, odor, anomalies, etc):

---



---



---



---



---



---



---



---



---



---



---



---

Stabilization Parameters: pH/DO ± 0.2, SpC ± 10%, Temp ± 0.5°C, Turb. ± 10% or ≤ 5

SAMPLER: Sam Graber  
 Printed Name

[Signature]  
 Signature

# SCS ENGINEERS

2405 140th ave NE #107

Bellevue, WA 98005

(425) 746-4600

## Groundwater Sampling Data Sheet

Project #: 04207033.13

Site: CSWF

Well ID: E90

Sample ID: 1020-26

Date: 10/29/2020

Weather: Cloudy

Sampling Method: Dedicated | 1.75" QED SamplePro | Bail | Peristaltic | Grab | Other

Meter: CONTROL SETTINGS: | 1 ft water = 0.62L | 1L = 0.26 gallons

MP-20 | Refill: 9 | One Well Volume (liters): \_\_\_\_\_ | Other: \_\_\_\_\_

YSI | Discharge: 11 | Total Volume Bailed (liters): \_\_\_\_\_ | Flow Setting: \_\_\_\_\_

Pressure: 100 | Flow: 150 ml/min.

DTW: 160.54

TOS: \_\_\_\_\_

Intake: \_\_\_\_\_

BOS: \_\_\_\_\_

Total Depth: \_\_\_\_\_

Filtered?  N | Locked?  N | Water in Protector?  N | Damage?  Y

Sample Containers:

1000 ml Poly	500 ml Poly	250 ml Poly	125 ml Poly
500 ml HNO3 x2	500 ml H2SO4 x2	40 ml VOA x3 x6	1000 ml Amber
125 ml NaOH			

Notes / Observations (color, odor, anomalies, etc):

TIME	DTW	Temp.	Sp.Cond.	DO	pH	Eh	Turbidity	Q / Vol.
1238		11.4	532	9.74	7.69	203.0	3.19	
1243		10.9	519	4.34	8.01	162.9	3.10	
1248		10.9	519	3.75	8.19	91.1	3.08	
1249		11.0	519	2.91	8.27	31.1	2.98	
1252		11.1	513	2.41	8.33	2.1	2.85	
1255		11.1	513	2.20	8.38	-17.7	2.60	
1258		11.1	512	<del>2.91</del>	8.40	-27.6	2.63	
1301		11.1	512	1.86	8.42	-38.9	2.68	

Stabilization Parameters: pH/DO ± 0.2, SpC ± 10%, Temp ± 0.5°C, Turb. ± 10% or ≤ 5

SAMPLER: Travis Berndahl  
Printed Name

[Signature]  
Signature

# SCS ENGINEERS

2405 140th ave NE #107  
 Bellevue, WA 98005

(425) 746-4600

## Groundwater Sampling Data Sheet

Project #: <u>04207033.13</u>	Sampling Method: <u>Dedicated</u>	1.75" QED SamplePro	Bail	Peristaltic	Grab	Other
Site: <u>CSWF</u>	Meter: <u>CONTROL SETTINGS:</u>	1 ft water = 0.62L	1L = 0.26 gallons			
Well ID: <u>E100</u>	MP-20	Refill: <u>10</u>	One Well Volume (liters)	Other: _____		
Sample ID: <u>1020-27</u>	YSI	Discharge: <u>10</u>	Total Volume Bailed (liters)	Flow Setting: _____		
Date: <u>10/29/2020</u>	rental	Pressure: <u>100</u>				
Weather: <u>cloudy</u>	Total Depth	Flow: <u>100 ml/min.</u>				

Filtered?  N Locked?  N Water in Protector?  Y Damage?  Y  
 Sample Containers: 1000 ml Poly 500 ml Poly 250 ml Poly 125 ml Poly  
 500 ml HNO3 x2 500 ml H2SO4 x2 40 ml VOA x3 x6 1000 ml Amber  
 125 ml NaOH

TIME	DTW	Temp.	Sp.Cond.	DO	pH	Eh	Turbidity	Q / Vol.
1350		11.8	929	10.70	8.10	175.4	3.60	
1355		10.6	1014	5.76	7.77	-55.6	4.10	
1358		10.5	956	2.76	7.71	-73.1	3.91	
1401		10.5	922	1.72	7.67	-82.2	3.41	
1404		10.5	920	1.39	7.65	-85.1	3.22	
1407		10.5	919	1.16	7.64	-87.5	3.01	
1410		10.5	927	0.89	7.62	-91.3	2.85	
1413		10.5	928	0.79	7.61	-92.5	2.71	

Notes / Observations (color, odor, anomalies, etc):

Stabilization Parameters: pH/DO ± 0.2, SpC ± 10%, Temp ± 0.5°C, Turb. ± 10% or ≤ 5

SAMPLER: Travis Berndahl  
 Printed Name

  
 Signature

## GROUNDWATER SAMPLING INSTRUMENT CALIBRATION DOCUMENTATION FORM

	Conductivity	pH4	pH 7	DO	Turbidity	Comments/Exceptions
Date	10/29/20					
Time	800					
Weather (sky or precip, temp)	cloudy					
Type of Calibration	Standard	Standard	Standard	Standard	Standard	
Standard Value	1413	4.01	7.00	100% or ~8.5	1000, 10, 0.2 800, 100, 20, <0.1	
Pre-Cal Reading	1407	4.05	7.03	99.8%		
Post Cal Reading	1413	4.01	7.00	100%		
Discrepancy	No					
Calib. Successful?	Yes					
Calibration by	TAB					
Instrument Type, ID	MP20 / YSI 556 (rental)			MicoTPW / HACH2000		
Calibration Location	CSWR					

\* If Direct Reading is Unavailable, Assume pressure = 760 mm - 2.5 (altitude in ft/100)

## GROUNDWATER SAMPLING INSTRUMENT CALIBRATION DOCUMENTATION FORM

	Conductivity	pH4	pH 7	DO	Turbidity	Comments/Exceptions
Date	10/29/20					
Time	800					
Weather (sky or precip, temp)	cloudy					
Type of Calibration	Standard	Standard	Standard	Standard	Standard	
Standard Value	1413	4.01	7.00	100% or ~8.5	1000, 10, 0.2 800, 100, 20, <0.1	
Pre-Cal Reading						
Post Cal Reading	1413	4.01	7.00	8.5		
Discrepancy	Had issues w/ pH cal, but resolved them.					
Calib. Successful?	yes					
Calibration by	SEG + AEL					
Instrument Type, ID	MP20 / YSI 556 (rentz)			MicoTPW / HACH2000		
Calibration Location	CSWF					

\* If Direct Reading is Unavailable, Assume pressure = 760 mm - 2.5 (altitude in ft/100)

MV - 50 & 50 for pH 7 = -15  
Should be closer to 0

pH  
MU 120 greater than  
Finish cal  
pH 7 cal.

GROUNDWATER SAMPLING INSTRUMENT CALIBRATION DOCUMENTATION FORM

	Conductivity	pH4	pH 7	DO	Turbidity	Comments/Exceptions
Date	10/29/20					
Time	800					
Weather (sky or precip, temp)	cloudy					
Type of Calibration	Standard	Standard	Standard	Standard	Standard	
Standard Value	1413	≈ -140 4.01	-19 7.00	100% or ~8.5	1000, 10, 0.2 800, 100, 20, 50.1	
Pre-Cal Reading	1361	3.91	6.98	10.01		
Post Cal Reading	1413	4.00	7.00	8.5		
Discrepancy	No					
Calib. Successful?	Yes					
Calibration by	SEB					
Instrument Type, ID	MP20 / YSI 556			MicoTPW / HACH2000		
Calibration Location	CSUF					

-15 + 120  
= 105  
at least  
reading at  
154.  
above 150  
for pH 4 is  
very good.  
130 is  
decent.

Change probes  
every 2  
years

\* If Direct Reading is Unavailable, Assume pressure = 760 mm - 2.5 (altitude in ft/100)

## GROUNDWATER SAMPLING INSTRUMENT CALIBRATION DOCUMENTATION FORM

	Conductivity	pH4	pH 7	DO	Turbidity	Comments/Exceptions
Date	10/30/20					
Time	805					
Weather (sky or precip, temp)	cloudy					
Type of Calibration	Standard	Standard	Standard	Standard	Standard	
Standard Value	1413	4.01	7.00	100% or ~8.5	1000, 10, 0.2 800, 100, 20, <0.1	
Pre-Cal Reading	1320	4.03	7.02			
Post Cal Reading	1413	4.01	7.00	8.5		
Discrepancy	No					
Calib. Successful?	yes					
Calibration by	SEB					
Instrument Type, ID	MP20 / YSI 556 (rental)			MicoTPW / HACH2000		
Calibration Location	CSWF					

\* If Direct Reading is Unavailable, Assume pressure = 760 mm - 2.5 (altitude in ft/100)

## GROUNDWATER SAMPLING INSTRUMENT CALIBRATION DOCUMENTATION FORM

	Conductivity	pH4	pH 7	DO	Turbidity	Comments/Exceptions
Date	10/30/20					
Time	805					
Weather (sky or precip, temp)	cloudy					
Type of Calibration	Standard	Standard	Standard	Standard	Standard	
Standard Value	1413	4.01	7.00	100% or ~8.5	1000, 10, 0.2 800, 100, 20, <0.1	
Pre-Cal Reading	1385	4.05				
Post Cal Reading	1413	4.01	7.00	8.5		
Discrepancy	No					
Calib. Successful?	yes					
Calibration by	SEB					
Instrument Type, ID	MP20 / YSI 556			MicoTPW / HACH2000		
Calibration Location	CSWF					

\* If Direct Reading is Unavailable, Assume pressure = 760 mm - 2.5 (altitude in ft/100)

# SCS FIELD SERVICES

# DAILY LOG

JOB NO. 04207033.11 TASK NO. 1,2,3 DATE 11-5-20 PROJECT NAME Island County Landfill  
 TEMP 48 BARO 29.81 WIND 5 MPH SW WEATHER Rain

SCS-FS LABOR	HOURS	OT			HOURS	OT
Simon Garibaldo	8	2	Project Foreman		10	
			DAILY TOTAL		10	
EQUIP, SVCS, MTLs, MLG	QTY	UNITS			QTY	UNITS
Service Truck	1	\$18.50 Hourly	SCS Field Service		10	\$185.00
Gem - 2000	1	\$185.00 Daily	SCS Field Service		1	\$185.00
INSTRUMENT CALIBRATION (CAL. GAS)		CH4 (%-VOL)	O2 (%-VOL)	CO2 (%-VOL)		
MODEL	S/N					
Gem - 2000	10772	50%	20.9%	35.0%		
Flare Station	Hours	Amps	Condensate Trap Level	Header	Capsuhelic Gauge	Valve Position
Blower # 1	73689	3.4	5.50"	SV	3.2"	50% Open
Blower # 2	4568	3.5		LFG	2.0"	50% Open
Propane Tank Level	Propane Line PSI					
56% Full	12					
<b>SUMMARY</b>	0630 SDG onsite to monitor the Gas Probes and the Extraction Wells.					
0700 Calibrate the Gem - 2000						
0712 Monitor the Probes.						
0835 Monitor the Extraction Wells.						
1609 Completed Monitoring.						
1625 Post Calibration						
1700 SDG offsite						

PREPARED BY: Simon Garibaldo ACCEPTED BY: \_\_\_\_\_

LANDFILL GAS MONITORING  
GEM 2000 CALIBRATION AND PERTINENT DATA

Date: 11-5-20

Site Name: Island County Landfill

Technician: Simon Garibaldo

Job No.04207033.11

**WEATHER OBSERVATIONS**

Wind Speed: 5 MPH Wind Direction: SW Barometric Pressure: 29.81 Hg

Air Temperature: 48 F General Weather Conditions: Rain

**CALIBRATION INFORMATION**

Pre-monitoring Calibration Precision Check

*Procedure: Calibrate the instrument. Make a total of three measurements by alternating zero air and the calibration gas. Record the readings and calculate the average algebraic difference between the instrument reading and the calibration gas as a percentage. The calibration precision must be less than or equal to 2% of the calibration gas value.*

Instrument Serial No. 10772

Calibration Gas: %CH4 - 50.0% %CO2 - 35.0% %O2 - 20.9%

Time	CH4	CO2	O2
07:00	50.0%	35.0%	20.9%

Post-monitoring Calibration Check

Time	CH4	CO2	O2
16:25	50.0%	35.0%	20.9%

**NOTES:**

---

---

# SCS FIELD SERVICES

# DAILY LOG

**JOB NO.** 04207033.11 **TASK NO.** 1,2,3 **DATE** 12-8-20 **PROJECT NAME** Island County Landfill  
**TEMP** 50 **BARO** 29.89 **WIND** 4 MPH SW **WEATHER** Rain

SCS-FS LABOR	HOURS	OT	HOURS	OT
Simon Garibaldo	8	2	Project Foreman	10
			<b>DAILY TOTAL</b>	10

EQUIP, SVCS, MTLs, MLG	QTY	UNITS	QTY	UNITS
Service Truck	1	\$18.50 Hourly	10	\$185.00
Gem - 2000	1	\$185.00 Daily	1	\$185.00

INSTRUMENT CALIBRATION (CAL. GAS)		CH4 (%-VOL)	O2 (%-VOL)	CO2 (%-VOL)
MODEL	S/N			
Gem - 2000	10772	50%	20.9%	35.0%

Flare Station	Hours	Amps	Condensate Trap Level	Header	Capsuhelic Gauge	Valve Position
Blower # 1	73781	3.4	5.40"	SV	3.4"	50% Open
Blower # 2	4766	3.6		LFG	2.0"	50% Open
Propane Tank Level	Propane Line PSI					
53% Full	12					

**SUMMARY** | 0745 SDG onsite to monitor the Gas Probes and the Extraction Wells.  
 0755 Calibrate the Gem - 2000  
 0825 Monitor the Probes.  
 0933 Monitor the Extraction Wells.  
 1131 Completed Monitoring.  
 1145 Post Calibration  
 1230 SDG offsite

PREPARED BY: Simon Garibaldo ACCEPTED BY: \_\_\_\_\_

LANDFILL GAS MONITORING  
GEM 2000 CALIBRATION AND PERTINENT DATA

Date: 12-8-20

Site Name: Island County Landfill

Technician: Simon Garibaldo

Job No.04207033.11

**WEATHER OBSERVATIONS**

Wind Speed: 4 MPH Wind Direction: SW Barometric Pressure: 29.89 Hg

Air Temperature: 50 F General Weather Conditions: Rain

**CALIBRATION INFORMATION**

Pre-monitoring Calibration Precision Check

*Procedure: Calibrate the instrument. Make a total of three measurements by alternating zero air and the calibration gas. Record the readings and calculate the average algebraic difference between the instrument reading and the calibration gas as a percentage. The calibration precision must be less than or equal to 2% of the calibration gas value.*

Instrument Serial No. 10772

Calibration Gas: %CH4 - 50.0% %CO2 - 35.0% %O2 - 20.9%

Time	CH4	CO2	O2
07:55	50.0%	35.0%	20.9%


Post-monitoring Calibration Check

Time	CH4	CO2	O2
11:45	50.0%	35.0%	20.9%

**NOTES:**

---

---



Appendix B  
2020 Analytical Data Validation  
& Laboratory Reports



## FIRST QTR. 2020 DATA VALIDATION REPORT – ISLAND CO. CSWF

### Project Details

<b>Project No.</b>	04207033.13	<b>Site Name</b>	Island County Coupeville SWF
<b>Data Validator</b>	Sam Graber	<b>Data Level</b>	Level 2
<b>Date</b>	3/30/20	<b>DV Tier</b>	Tier 1
<b>QA Document</b>	CSWF Groundwater Sampling, Analysis, and Quality Assurance Project Plan (Revised September 2007)		

### Sample Login Summary

Sample Group	Sample Login Comments	Analytical Lab (Primary)
580-92432-1	No comments	Test America – Seattle, WA

### Analytical Summary

Sample Group	Analyses					
	Metals	Ns, COD	VOCs	Ions/TDS	Alk	TOC
580-92432-1	X	X	X	X	X	X

Notes:

X = Analysis performed on at least one sample in sample group.

- = Analysis not performed on any sample in sample group.

### Laboratory Quality Assurance Samples

Lab QA Samples	Results	Comments
GC/MS VOA	Acceptable	<p>Method 8260C:</p> <p>Sample 0120-09 was diluted to bring the concentration of target analytes within calibration range. Elevated reporting limits are provided.</p> <p>The laboratory control sample (LCS) and laboratory control sample duplicate (LCSD) recovered outside control limits on a batch for another client for acetone. These analytes were biased high and in the LCSD and were not detected in the associated samples; Therefore, that data have been reported.</p> <p>The relative percent difference (RPD) of the LCS and LCSD for a batch from another client recovered outside control limits for acetone. Data have been qualified and reported.</p> <p>The continuing calibration verification (CCV) associated with a batch from another client recovered above the</p>



Lab QA Samples	Results	Comments
		<p>upper control limit for acetone. The samples associated with this CCV were non-detects for the affected analytes; therefore, data have been reported.</p> <p>The minimum response factor (RF) criteria for the CCV analyzed in a batch from another client was outside criteria for 4-methyl-2-pentanone, 2-hexanone and 2-butanone. Sample analysis may proceed; however, any detection or non-detection for the affected analytes is considered estimated.</p>
Metals	Acceptable	No Comments
General Chemistry	Acceptable	<p>Method 350.1: The matrix spike/ matrix spike duplicate (MS/MSD) recoveries for a preparation and analytical batch's from another client were outside control limits. Sample matrix interference are/or non-homogeneity are suspected because the associated LCS recovery was within acceptable limits.</p> <p>Method 353.2: The matrix spike/ matrix spike duplicate (MS/MSD) recoveries for an analytical batch from another client were outside control limits. Sample matrix interference are/or non-homogeneity are suspected because the associated LCS recovery was within acceptable limits.</p>

### Field Quality Assurance Samples

Field QA Samples	Sample Group	Analytes	Notes
Field Replicates	580-92432-1	See below	See detailed results below
Trip Blank	580-92432-1	N/A	No Detections

### Lab Quality Flags

Lab Qualifiers	Description	Lab Group
F1	MS and/or MSD Recovery is outside acceptance limits.	580-92432-1
*	LCS or LCSD is outside acceptance limits.	580-92432-1
4	MS, MSD: The analyte present in the original sample is greater than 4 times the matrix spike concentrations; therefore, control limits are not applicable.	580-92432-1

### Field Duplicate Evaluation

Analyte	Units	N2D (0120-07)	N2D DUP (0120-08)	RPD (%)
Alkalinity	mg/L	480	470	2.1
Arsenic	mg/L	0.0029	0.0031	6.7
Barium	mg/L	0.028	0.028	0.0
Bicarbonate	mg/L	480	470	2.1
Calcium	mg/L	110	110	0.0
Chloride	mg/L	14	67	130.9
Chromium	mg/L	0.0008 U	0.0015	60.9*
Magnesium	mg/L	77	77	0.0
Nickel	mg/L	0.0048	0.0047	2.1
Potassium	mg/L	8.4	8.5	1.2
Silver	mg/L	0.0004 U	0.0032	155.6*
Sodium	mg/L	41	42	2.4
Sulfate	mg/L	26	73	94.9
Total Dissolved Solids	mg/L	640	660	3.1
Total Organic Carbon	mg/L	2.5	2.4	4.1
Trichlorofluoromethane	ug/L	0.78	0.79	1.3
Vinyl chloride	ug/L	0.045	0.041	9.3

\* RPD based on result as compared to the Reporting Limit (RL) for a non-detection in the compared sample

U = Result was not detected at or above a concentration greater than the RL. Value provided is the RL for the given sample.

### Additional Data Flags

Flag	Description
U	Not detected above the method reporting limit.

### Qualified Data and Usability

Lab qualifiers are noted. All data, as qualified, are acceptable for use.



## ANALYTICAL REPORT

Eurofins TestAmerica, Seattle  
5755 8th Street East  
Tacoma, WA 98424  
Tel: (253)922-2310

Laboratory Job ID: 580-92432-1  
Client Project/Site: Coupeville 1Q20

For:  
SCS Engineers  
2405 140th Avenue NE  
Suite 107  
Bellevue, Washington 98005-1877

Attn: Mr. Dan Venchiarutti



Authorized for release by:  
2/14/2020 1:18:32 PM

Nathan Lewis, Project Manager I  
(253)922-2310  
[nathan.lewis@testamericainc.com](mailto:nathan.lewis@testamericainc.com)

### LINKS

Review your project  
results through  
**TotalAccess**

Have a Question?



Visit us at:  
[www.testamericainc.com](http://www.testamericainc.com)

*This report has been electronically signed and authorized by the signatory. Electronic signature is intended to be the legally binding equivalent of a traditionally handwritten signature.*

*Results relate only to the items tested and the sample(s) as received by the laboratory.*



# Table of Contents

Cover Page . . . . .	1
Table of Contents . . . . .	2
Case Narrative . . . . .	3
Definitions . . . . .	4
Client Sample Results . . . . .	5
QC Sample Results . . . . .	32
Chronicle . . . . .	47
Certification Summary . . . . .	52
Sample Summary . . . . .	53
Chain of Custody . . . . .	54
Receipt Checklists . . . . .	56

# Case Narrative

Client: SCS Engineers  
Project/Site: Coupeville 1Q20

Job ID: 580-92432-1

---

## Job ID: 580-92432-1

---

Laboratory: Eurofins TestAmerica, Seattle

---

### Narrative

---

#### Job Narrative 580-92432-1

#### Comments

No additional comments.

#### Receipt

The samples were received on 1/30/2020 8:15 AM; the samples arrived in good condition, properly preserved and, where required, on ice. The temperatures of the 4 coolers at receipt time were 1.6° C, 1.7° C, 3.0° C and 3.6° C.

#### GC/MS VOA

Method 8260C: The following sample was diluted to bring the concentration of target analytes within the calibration range: 0120-09 (580-92432-9). Elevated reporting limits (RLs) are provided.

Method 8260C: The laboratory control sample duplicate (LCSD) for analytical batch 580-321705 recovered outside control limits for the following analytes: Acetone. These analytes were biased high in the LCSD and were not detected in the associated samples; therefore, the data have been reported.

Method 8260C: The RPD of the laboratory control sample (LCS) and laboratory control sample duplicate (LCSD) for analytical batch 580-321705 recovered outside control limits for the following analytes: Acetone. Data have been qualified and reported.

Method 8260C: The continuing calibration verification (CCV) associated with batch 580-321705 recovered above the upper control limit for Acetone. The samples associated with this CCV were non-detects for the affected analytes; therefore, the data have been reported.

Method 8260C: The minimum response factor (RF) criteria for the continuing calibration verification (CCV) analyzed in batch 580-321705 was outside criteria for the following analyte(s): 4-Methyl-2-pentanone, 2-Hexanone and 2-Butanone. As indicated in the reference method, sample analysis may proceed; however, any detection or non-detection for the affected analyte(s) is considered estimated.

No additional analytical or quality issues were noted, other than those described above or in the Definitions/Glossary page.

#### Metals

No analytical or quality issues were noted, other than those described in the Definitions/Glossary page.

#### General Chemistry

Method 350.1: The matrix spike / matrix spike duplicate (MS/MSD) recoveries for preparation batch 580-321914 and analytical batch 580-321915 were outside control limits. Sample matrix interference and/or non-homogeneity are suspected because the associated laboratory control sample (LCS) recovery was within acceptance limits.

Method 353.2: The matrix spike / matrix spike duplicate (MS/MSD) recoveries for analytical batch 580-322500 were outside control limits. Sample matrix interference and/or non-homogeneity are suspected because the associated laboratory control sample (LCS) recovery was within acceptance limits.

No additional analytical or quality issues were noted, other than those described above or in the Definitions/Glossary page.

#### VOA Prep

No analytical or quality issues were noted, other than those described in the Definitions/Glossary page.

# Definitions/Glossary

Client: SCS Engineers  
Project/Site: Coupeville 1Q20

Job ID: 580-92432-1

## Qualifiers

### GC/MS VOA

Qualifier	Qualifier Description
*	LCS or LCSD is outside acceptance limits.
*	RPD of the LCS and LCSD exceeds the control limits

### Metals

Qualifier	Qualifier Description
4	MS, MSD: The analyte present in the original sample is greater than 4 times the matrix spike concentration; therefore, control limits are not applicable.

### General Chemistry

Qualifier	Qualifier Description
F1	MS and/or MSD Recovery is outside acceptance limits.

## Glossary

Abbreviation	These commonly used abbreviations may or may not be present in this report.
α	Listed under the "D" column to designate that the result is reported on a dry weight basis
%R	Percent Recovery
CFL	Contains Free Liquid
CNF	Contains No Free Liquid
DER	Duplicate Error Ratio (normalized absolute difference)
Dil Fac	Dilution Factor
DL	Detection Limit (DoD/DOE)
DL, RA, RE, IN	Indicates a Dilution, Re-analysis, Re-extraction, or additional Initial metals/anion analysis of the sample
DLC	Decision Level Concentration (Radiochemistry)
EDL	Estimated Detection Limit (Dioxin)
LOD	Limit of Detection (DoD/DOE)
LOQ	Limit of Quantitation (DoD/DOE)
MDA	Minimum Detectable Activity (Radiochemistry)
MDC	Minimum Detectable Concentration (Radiochemistry)
MDL	Method Detection Limit
ML	Minimum Level (Dioxin)
NC	Not Calculated
ND	Not Detected at the reporting limit (or MDL or EDL if shown)
PQL	Practical Quantitation Limit
QC	Quality Control
RER	Relative Error Ratio (Radiochemistry)
RL	Reporting Limit or Requested Limit (Radiochemistry)
RPD	Relative Percent Difference, a measure of the relative difference between two points
TEF	Toxicity Equivalent Factor (Dioxin)
TEQ	Toxicity Equivalent Quotient (Dioxin)

# Client Sample Results

Client: SCS Engineers  
Project/Site: Coupeville 1Q20

Job ID: 580-92432-1

**Client Sample ID: 0120-01**

**Lab Sample ID: 580-92432-1**

Date Collected: 01/28/20 10:22

Matrix: Water

Date Received: 01/30/20 08:15

**Method: 8260C - Volatile Organic Compounds (GC/MS)**

Analyte	Result	Qualifier	RL	MDL	Unit	D	Prepared	Analyzed	Dil Fac
1,1,1,2-Tetrachloroethane	ND		0.30		ug/L			01/30/20 21:05	1
1,1,1-Trichloroethane	ND		0.20		ug/L			01/30/20 21:05	1
1,1,2,2-Tetrachloroethane	ND		0.20		ug/L			01/30/20 21:05	1
1,1,2-Trichloroethane	ND		0.20		ug/L			01/30/20 21:05	1
1,1-Dichloroethane	ND		0.20		ug/L			01/30/20 21:05	1
1,1-Dichloroethene	ND		0.20		ug/L			01/30/20 21:05	1
1,2,3-Trichloropropane	ND		0.20		ug/L			01/30/20 21:05	1
1,2-Dibromo-3-Chloropropane	ND		2.0		ug/L			01/30/20 21:05	1
1,2-Dibromoethane	ND		0.10		ug/L			01/30/20 21:05	1
1,2-Dichlorobenzene	ND		0.30		ug/L			01/30/20 21:05	1
1,2-Dichloroethane	ND		0.20		ug/L			01/30/20 21:05	1
1,2-Dichloropropane	ND		0.20		ug/L			01/30/20 21:05	1
1,4-Dichlorobenzene	ND		0.30		ug/L			01/30/20 21:05	1
2-Butanone	ND		10		ug/L			01/30/20 21:05	1
2-Hexanone	ND		3.0		ug/L			01/30/20 21:05	1
4-Methyl-2-pentanone	ND		5.0		ug/L			01/30/20 21:05	1
Acetone	ND *		6.0		ug/L			01/30/20 21:05	1
Acrylonitrile	ND		10		ug/L			01/30/20 21:05	1
Benzene	ND		0.20		ug/L			01/30/20 21:05	1
Bromochloromethane	ND		0.20		ug/L			01/30/20 21:05	1
Bromodichloromethane	ND		0.20		ug/L			01/30/20 21:05	1
Bromoform	ND		0.50		ug/L			01/30/20 21:05	1
Bromomethane	ND		0.50		ug/L			01/30/20 21:05	1
Carbon disulfide	ND		0.30		ug/L			01/30/20 21:05	1
Carbon tetrachloride	ND		0.20		ug/L			01/30/20 21:05	1
Chlorobenzene	ND		0.20		ug/L			01/30/20 21:05	1
Chloroethane	ND		0.50		ug/L			01/30/20 21:05	1
Chloroform	ND		0.20		ug/L			01/30/20 21:05	1
Chloromethane	ND		0.50		ug/L			01/30/20 21:05	1
cis-1,2-Dichloroethene	ND		0.20		ug/L			01/30/20 21:05	1
cis-1,3-Dichloropropene	ND		0.20		ug/L			01/30/20 21:05	1
Dibromochloromethane	ND		0.20		ug/L			01/30/20 21:05	1
Dibromomethane	ND		0.20		ug/L			01/30/20 21:05	1
Ethylbenzene	ND		0.20		ug/L			01/30/20 21:05	1
m,p-Xylene	ND		0.50		ug/L			01/30/20 21:05	1
Methyl iodide	ND		0.50		ug/L			01/30/20 21:05	1
Methylene Chloride	ND		5.0		ug/L			01/30/20 21:05	1
o-Xylene	ND		0.50		ug/L			01/30/20 21:05	1
Styrene	ND		0.50		ug/L			01/30/20 21:05	1
Tetrachloroethene	ND		0.50		ug/L			01/30/20 21:05	1
Toluene	ND		0.20		ug/L			01/30/20 21:05	1
trans-1,2-Dichloroethene	ND		0.20		ug/L			01/30/20 21:05	1
trans-1,3-Dichloropropene	ND		0.20		ug/L			01/30/20 21:05	1
trans-1,4-Dichloro-2-butene	ND		2.0		ug/L			01/30/20 21:05	1
Trichloroethene	ND		0.20		ug/L			01/30/20 21:05	1
Trichlorofluoromethane	ND		0.50		ug/L			01/30/20 21:05	1
Vinyl acetate	ND		1.5		ug/L			01/30/20 21:05	1
Vinyl chloride	ND		0.020		ug/L			01/30/20 21:05	1

# Client Sample Results

Client: SCS Engineers  
Project/Site: Coupeville 1Q20

Job ID: 580-92432-1

**Client Sample ID: 0120-01**

**Lab Sample ID: 580-92432-1**

Date Collected: 01/28/20 10:22

Matrix: Water

Date Received: 01/30/20 08:15

Surrogate	%Recovery	Qualifier	Limits	Prepared	Analyzed	Dil Fac
1,2-Dichloroethane-d4 (Surr)	113		80 - 120		01/30/20 21:05	1
4-Bromofluorobenzene (Surr)	99		80 - 120		01/30/20 21:05	1
Dibromofluoromethane (Surr)	108		80 - 120		01/30/20 21:05	1
Toluene-d8 (Surr)	100		80 - 120		01/30/20 21:05	1
Trifluorotoluene (Surr)	101		80 - 120		01/30/20 21:05	1

### Method: 6010C - Metals (ICP) - Dissolved

Analyte	Result	Qualifier	RL	MDL	Unit	D	Prepared	Analyzed	Dil Fac
Calcium	110		1.1		mg/L		02/03/20 10:54	02/04/20 14:01	1
Iron	1.0		0.30		mg/L		02/03/20 10:54	02/04/20 14:01	1
Magnesium	62		1.1		mg/L		02/03/20 10:54	02/04/20 14:01	1
Manganese	0.083		0.020		mg/L		02/03/20 10:54	02/04/20 14:01	1
Potassium	7.6		3.3		mg/L		02/03/20 10:54	02/04/20 14:01	1
Sodium	31		2.0		mg/L		02/03/20 10:54	02/04/20 14:01	1

### Method: 6020A - Metals (ICP/MS) - Total Recoverable

Analyte	Result	Qualifier	RL	MDL	Unit	D	Prepared	Analyzed	Dil Fac
Antimony	ND		0.00080		mg/L		02/03/20 13:38	02/04/20 08:39	1
Arsenic	0.0059		0.0010		mg/L		02/03/20 13:38	02/04/20 08:39	1
Barium	0.046		0.0012		mg/L		02/03/20 13:38	02/04/20 08:39	1
Beryllium	ND		0.00040		mg/L		02/03/20 13:38	02/04/20 08:39	1
Cadmium	ND		0.00080		mg/L		02/03/20 13:38	02/04/20 08:39	1
Chromium	ND		0.00080		mg/L		02/03/20 13:38	02/04/20 08:39	1
Cobalt	ND		0.00040		mg/L		02/03/20 13:38	02/04/20 08:39	1
Copper	ND		0.0020		mg/L		02/03/20 13:38	02/04/20 08:39	1
Lead	ND		0.00080		mg/L		02/03/20 13:38	02/04/20 08:39	1
Nickel	ND		0.0030		mg/L		02/03/20 13:38	02/04/20 08:39	1
Selenium	ND		0.0080		mg/L		02/03/20 13:38	02/04/20 08:39	1
Silver	ND		0.00040		mg/L		02/03/20 13:38	02/04/20 08:39	1
Thallium	ND		0.0010		mg/L		02/03/20 13:38	02/04/20 08:39	1
Vanadium	ND		0.0040		mg/L		02/03/20 13:38	02/04/20 08:39	1
Zinc	ND		0.0070		mg/L		02/03/20 13:38	02/04/20 08:39	1

### General Chemistry

Analyte	Result	Qualifier	RL	MDL	Unit	D	Prepared	Analyzed	Dil Fac
Fluoride	ND		0.20		mg/L			01/30/20 15:26	1
Chloride	59		0.90		mg/L			01/30/20 15:26	1
Sulfate	47		1.2		mg/L			01/30/20 15:26	1
Ammonia	ND	F1	0.50		mg/L		02/03/20 18:43	02/03/20 18:46	1
Nitrate Nitrite as N	ND	F1	0.15		mg/L			02/11/20 14:29	1
Total Organic Carbon	1.5		1.5		mg/L			02/12/20 15:29	1
Analyte	Result	Qualifier	RL	RL	Unit	D	Prepared	Analyzed	Dil Fac
Alkalinity	410		5.0		mg/L			02/03/20 16:35	1
Bicarbonate Alkalinity as CaCO3	410		5.0		mg/L			02/03/20 16:35	1
Carbonate Alkalinity as CaCO3	ND		5.0		mg/L			02/03/20 16:35	1
Hydroxide Alkalinity as CaCO3	ND		5.0		mg/L			02/03/20 16:35	1
Total Dissolved Solids	540		10		mg/L			02/01/20 16:43	1
Chemical Oxygen Demand	ND		10		mg/L		02/01/20 15:00	02/01/20 15:00	1

Eurofins TestAmerica, Seattle

# Client Sample Results

Client: SCS Engineers  
Project/Site: Coupeville 1Q20

Job ID: 580-92432-1

**Client Sample ID: 0120-02**

**Lab Sample ID: 580-92432-2**

Date Collected: 01/28/20 11:23

Matrix: Water

Date Received: 01/30/20 08:15

**Method: 8260C - Volatile Organic Compounds (GC/MS)**

Analyte	Result	Qualifier	RL	MDL	Unit	D	Prepared	Analyzed	Dil Fac
1,1,1,2-Tetrachloroethane	ND		0.30		ug/L			01/30/20 21:32	1
1,1,1-Trichloroethane	ND		0.20		ug/L			01/30/20 21:32	1
1,1,2,2-Tetrachloroethane	ND		0.20		ug/L			01/30/20 21:32	1
1,1,2-Trichloroethane	ND		0.20		ug/L			01/30/20 21:32	1
1,1-Dichloroethane	ND		0.20		ug/L			01/30/20 21:32	1
1,1-Dichloroethene	ND		0.20		ug/L			01/30/20 21:32	1
1,2,3-Trichloropropane	ND		0.20		ug/L			01/30/20 21:32	1
1,2-Dibromo-3-Chloropropane	ND		2.0		ug/L			01/30/20 21:32	1
1,2-Dibromoethane	ND		0.10		ug/L			01/30/20 21:32	1
1,2-Dichlorobenzene	ND		0.30		ug/L			01/30/20 21:32	1
1,2-Dichloroethane	ND		0.20		ug/L			01/30/20 21:32	1
1,2-Dichloropropane	ND		0.20		ug/L			01/30/20 21:32	1
1,4-Dichlorobenzene	ND		0.30		ug/L			01/30/20 21:32	1
2-Butanone	ND		10		ug/L			01/30/20 21:32	1
2-Hexanone	ND		3.0		ug/L			01/30/20 21:32	1
4-Methyl-2-pentanone	ND		5.0		ug/L			01/30/20 21:32	1
Acetone	ND *		6.0		ug/L			01/30/20 21:32	1
Acrylonitrile	ND		10		ug/L			01/30/20 21:32	1
Benzene	ND		0.20		ug/L			01/30/20 21:32	1
Bromochloromethane	ND		0.20		ug/L			01/30/20 21:32	1
Bromodichloromethane	ND		0.20		ug/L			01/30/20 21:32	1
Bromoform	ND		0.50		ug/L			01/30/20 21:32	1
Bromomethane	ND		0.50		ug/L			01/30/20 21:32	1
Carbon disulfide	ND		0.30		ug/L			01/30/20 21:32	1
Carbon tetrachloride	ND		0.20		ug/L			01/30/20 21:32	1
Chlorobenzene	ND		0.20		ug/L			01/30/20 21:32	1
Chloroethane	ND		0.50		ug/L			01/30/20 21:32	1
Chloroform	ND		0.20		ug/L			01/30/20 21:32	1
Chloromethane	ND		0.50		ug/L			01/30/20 21:32	1
cis-1,2-Dichloroethene	ND		0.20		ug/L			01/30/20 21:32	1
cis-1,3-Dichloropropene	ND		0.20		ug/L			01/30/20 21:32	1
Dibromochloromethane	ND		0.20		ug/L			01/30/20 21:32	1
Dibromomethane	ND		0.20		ug/L			01/30/20 21:32	1
Ethylbenzene	ND		0.20		ug/L			01/30/20 21:32	1
m,p-Xylene	ND		0.50		ug/L			01/30/20 21:32	1
Methyl iodide	ND		0.50		ug/L			01/30/20 21:32	1
Methylene Chloride	ND		5.0		ug/L			01/30/20 21:32	1
o-Xylene	ND		0.50		ug/L			01/30/20 21:32	1
Styrene	ND		0.50		ug/L			01/30/20 21:32	1
Tetrachloroethene	ND		0.50		ug/L			01/30/20 21:32	1
Toluene	ND		0.20		ug/L			01/30/20 21:32	1
trans-1,2-Dichloroethene	ND		0.20		ug/L			01/30/20 21:32	1
trans-1,3-Dichloropropene	ND		0.20		ug/L			01/30/20 21:32	1
trans-1,4-Dichloro-2-butene	ND		2.0		ug/L			01/30/20 21:32	1
Trichloroethene	ND		0.20		ug/L			01/30/20 21:32	1
Trichlorofluoromethane	ND		0.50		ug/L			01/30/20 21:32	1
Vinyl acetate	ND		1.5		ug/L			01/30/20 21:32	1
Vinyl chloride	ND		0.020		ug/L			01/30/20 21:32	1

# Client Sample Results

Client: SCS Engineers  
Project/Site: Coupeville 1Q20

Job ID: 580-92432-1

**Client Sample ID: 0120-02**

**Lab Sample ID: 580-92432-2**

Date Collected: 01/28/20 11:23

Matrix: Water

Date Received: 01/30/20 08:15

Surrogate	%Recovery	Qualifier	Limits	Prepared	Analyzed	Dil Fac
1,2-Dichloroethane-d4 (Surr)	112		80 - 120		01/30/20 21:32	1
4-Bromofluorobenzene (Surr)	98		80 - 120		01/30/20 21:32	1
Dibromofluoromethane (Surr)	109		80 - 120		01/30/20 21:32	1
Toluene-d8 (Surr)	100		80 - 120		01/30/20 21:32	1
Trifluorotoluene (Surr)	103		80 - 120		01/30/20 21:32	1

### Method: 6010C - Metals (ICP) - Dissolved

Analyte	Result	Qualifier	RL	MDL	Unit	D	Prepared	Analyzed	Dil Fac
Calcium	32		1.1		mg/L		02/03/20 10:54	02/04/20 14:26	1
Iron	ND		0.30		mg/L		02/03/20 10:54	02/04/20 14:26	1
Magnesium	37		1.1		mg/L		02/03/20 10:54	02/04/20 14:26	1
Manganese	0.049		0.020		mg/L		02/03/20 10:54	02/04/20 14:26	1
Potassium	15		3.3		mg/L		02/03/20 10:54	02/04/20 14:26	1
Sodium	16		2.0		mg/L		02/03/20 10:54	02/04/20 14:26	1

### Method: 6020A - Metals (ICP/MS) - Total Recoverable

Analyte	Result	Qualifier	RL	MDL	Unit	D	Prepared	Analyzed	Dil Fac
Antimony	ND		0.00080		mg/L		02/03/20 13:38	02/04/20 09:08	1
Arsenic	0.020		0.0010		mg/L		02/03/20 13:38	02/04/20 09:08	1
Barium	0.026		0.0012		mg/L		02/03/20 13:38	02/04/20 09:08	1
Beryllium	ND		0.00040		mg/L		02/03/20 13:38	02/04/20 09:08	1
Cadmium	ND		0.00080		mg/L		02/03/20 13:38	02/04/20 09:08	1
Chromium	ND		0.00080		mg/L		02/03/20 13:38	02/04/20 09:08	1
Cobalt	ND		0.00040		mg/L		02/03/20 13:38	02/04/20 09:08	1
Copper	ND		0.0020		mg/L		02/03/20 13:38	02/04/20 09:08	1
Lead	ND		0.00080		mg/L		02/03/20 13:38	02/04/20 09:08	1
Nickel	ND		0.0030		mg/L		02/03/20 13:38	02/04/20 09:08	1
Selenium	ND		0.0080		mg/L		02/03/20 13:38	02/04/20 09:08	1
Silver	ND		0.00040		mg/L		02/03/20 13:38	02/04/20 09:08	1
Thallium	ND		0.0010		mg/L		02/03/20 13:38	02/04/20 09:08	1
Vanadium	ND		0.0040		mg/L		02/03/20 13:38	02/04/20 09:08	1
Zinc	ND		0.0070		mg/L		02/03/20 13:38	02/04/20 09:08	1

### General Chemistry

Analyte	Result	Qualifier	RL	MDL	Unit	D	Prepared	Analyzed	Dil Fac
Fluoride	ND		0.20		mg/L			01/30/20 15:37	1
Chloride	42		0.90		mg/L			01/30/20 15:37	1
Sulfate	19		1.2		mg/L			01/30/20 15:37	1
Ammonia	ND		0.50		mg/L		02/03/20 18:43	02/03/20 18:46	1
Nitrate Nitrite as N	ND		0.15		mg/L			02/11/20 14:34	1
Total Organic Carbon	ND		1.5		mg/L			02/12/20 16:32	1
Analyte	Result	Qualifier	RL	RL	Unit	D	Prepared	Analyzed	Dil Fac
Alkalinity	190		5.0		mg/L			02/03/20 16:35	1
Bicarbonate Alkalinity as CaCO3	190		5.0		mg/L			02/03/20 16:35	1
Carbonate Alkalinity as CaCO3	ND		5.0		mg/L			02/03/20 16:35	1
Hydroxide Alkalinity as CaCO3	ND		5.0		mg/L			02/03/20 16:35	1
Total Dissolved Solids	230		10		mg/L			02/01/20 16:43	1
Chemical Oxygen Demand	ND		10		mg/L		02/01/20 15:00	02/01/20 15:00	1

Eurofins TestAmerica, Seattle

# Client Sample Results

Client: SCS Engineers  
Project/Site: Coupeville 1Q20

Job ID: 580-92432-1

**Client Sample ID: 0120-03**

**Lab Sample ID: 580-92432-3**

Date Collected: 01/28/20 12:35

Matrix: Water

Date Received: 01/30/20 08:15

**Method: 8260C - Volatile Organic Compounds (GC/MS)**

Analyte	Result	Qualifier	RL	MDL	Unit	D	Prepared	Analyzed	Dil Fac
1,1,1,2-Tetrachloroethane	ND		0.30		ug/L			01/30/20 21:58	1
1,1,1-Trichloroethane	ND		0.20		ug/L			01/30/20 21:58	1
1,1,2,2-Tetrachloroethane	ND		0.20		ug/L			01/30/20 21:58	1
1,1,2-Trichloroethane	ND		0.20		ug/L			01/30/20 21:58	1
1,1-Dichloroethane	ND		0.20		ug/L			01/30/20 21:58	1
1,1-Dichloroethene	ND		0.20		ug/L			01/30/20 21:58	1
1,2,3-Trichloropropane	ND		0.20		ug/L			01/30/20 21:58	1
1,2-Dibromo-3-Chloropropane	ND		2.0		ug/L			01/30/20 21:58	1
1,2-Dibromoethane	ND		0.10		ug/L			01/30/20 21:58	1
1,2-Dichlorobenzene	ND		0.30		ug/L			01/30/20 21:58	1
1,2-Dichloroethane	ND		0.20		ug/L			01/30/20 21:58	1
1,2-Dichloropropane	ND		0.20		ug/L			01/30/20 21:58	1
1,4-Dichlorobenzene	ND		0.30		ug/L			01/30/20 21:58	1
2-Butanone	ND		10		ug/L			01/30/20 21:58	1
2-Hexanone	ND		3.0		ug/L			01/30/20 21:58	1
4-Methyl-2-pentanone	ND		5.0		ug/L			01/30/20 21:58	1
Acetone	ND *		6.0		ug/L			01/30/20 21:58	1
Acrylonitrile	ND		10		ug/L			01/30/20 21:58	1
Benzene	ND		0.20		ug/L			01/30/20 21:58	1
Bromochloromethane	ND		0.20		ug/L			01/30/20 21:58	1
Bromodichloromethane	ND		0.20		ug/L			01/30/20 21:58	1
Bromoform	ND		0.50		ug/L			01/30/20 21:58	1
Bromomethane	ND		0.50		ug/L			01/30/20 21:58	1
Carbon disulfide	ND		0.30		ug/L			01/30/20 21:58	1
Carbon tetrachloride	ND		0.20		ug/L			01/30/20 21:58	1
Chlorobenzene	ND		0.20		ug/L			01/30/20 21:58	1
Chloroethane	ND		0.50		ug/L			01/30/20 21:58	1
Chloroform	ND		0.20		ug/L			01/30/20 21:58	1
Chloromethane	ND		0.50		ug/L			01/30/20 21:58	1
cis-1,2-Dichloroethene	ND		0.20		ug/L			01/30/20 21:58	1
cis-1,3-Dichloropropene	ND		0.20		ug/L			01/30/20 21:58	1
Dibromochloromethane	ND		0.20		ug/L			01/30/20 21:58	1
Dibromomethane	ND		0.20		ug/L			01/30/20 21:58	1
Ethylbenzene	ND		0.20		ug/L			01/30/20 21:58	1
m,p-Xylene	ND		0.50		ug/L			01/30/20 21:58	1
Methyl iodide	ND		0.50		ug/L			01/30/20 21:58	1
Methylene Chloride	ND		5.0		ug/L			01/30/20 21:58	1
o-Xylene	ND		0.50		ug/L			01/30/20 21:58	1
Styrene	ND		0.50		ug/L			01/30/20 21:58	1
Tetrachloroethene	ND		0.50		ug/L			01/30/20 21:58	1
Toluene	ND		0.20		ug/L			01/30/20 21:58	1
trans-1,2-Dichloroethene	ND		0.20		ug/L			01/30/20 21:58	1
trans-1,3-Dichloropropene	ND		0.20		ug/L			01/30/20 21:58	1
trans-1,4-Dichloro-2-butene	ND		2.0		ug/L			01/30/20 21:58	1
Trichloroethene	ND		0.20		ug/L			01/30/20 21:58	1
Trichlorofluoromethane	ND		0.50		ug/L			01/30/20 21:58	1
Vinyl acetate	ND		1.5		ug/L			01/30/20 21:58	1
Vinyl chloride	ND		0.020		ug/L			01/30/20 21:58	1

# Client Sample Results

Client: SCS Engineers  
Project/Site: Coupeville 1Q20

Job ID: 580-92432-1

**Client Sample ID: 0120-03**  
**Date Collected: 01/28/20 12:35**  
**Date Received: 01/30/20 08:15**

**Lab Sample ID: 580-92432-3**  
**Matrix: Water**

<i>Surrogate</i>	<i>%Recovery</i>	<i>Qualifier</i>	<i>Limits</i>	<i>Prepared</i>	<i>Analyzed</i>	<i>Dil Fac</i>
1,2-Dichloroethane-d4 (Surr)	114		80 - 120		01/30/20 21:58	1
4-Bromofluorobenzene (Surr)	98		80 - 120		01/30/20 21:58	1
Dibromofluoromethane (Surr)	111		80 - 120		01/30/20 21:58	1
Toluene-d8 (Surr)	101		80 - 120		01/30/20 21:58	1
Trifluorotoluene (Surr)	103		80 - 120		01/30/20 21:58	1

# Client Sample Results

Client: SCS Engineers  
Project/Site: Coupeville 1Q20

Job ID: 580-92432-1

**Client Sample ID: 0120-04**

**Lab Sample ID: 580-92432-4**

Date Collected: 01/28/20 13:20

Matrix: Water

Date Received: 01/30/20 08:15

**Method: 8260C - Volatile Organic Compounds (GC/MS)**

Analyte	Result	Qualifier	RL	MDL	Unit	D	Prepared	Analyzed	Dil Fac
1,1,1,2-Tetrachloroethane	ND		0.30		ug/L			01/30/20 22:25	1
1,1,1-Trichloroethane	ND		0.20		ug/L			01/30/20 22:25	1
1,1,2,2-Tetrachloroethane	ND		0.20		ug/L			01/30/20 22:25	1
1,1,2-Trichloroethane	ND		0.20		ug/L			01/30/20 22:25	1
1,1-Dichloroethane	ND		0.20		ug/L			01/30/20 22:25	1
1,1-Dichloroethene	ND		0.20		ug/L			01/30/20 22:25	1
1,2,3-Trichloropropane	ND		0.20		ug/L			01/30/20 22:25	1
1,2-Dibromo-3-Chloropropane	ND		2.0		ug/L			01/30/20 22:25	1
1,2-Dibromoethane	ND		0.10		ug/L			01/30/20 22:25	1
1,2-Dichlorobenzene	ND		0.30		ug/L			01/30/20 22:25	1
1,2-Dichloroethane	ND		0.20		ug/L			01/30/20 22:25	1
1,2-Dichloropropane	ND		0.20		ug/L			01/30/20 22:25	1
1,4-Dichlorobenzene	ND		0.30		ug/L			01/30/20 22:25	1
2-Butanone	ND		10		ug/L			01/30/20 22:25	1
2-Hexanone	ND		3.0		ug/L			01/30/20 22:25	1
4-Methyl-2-pentanone	ND		5.0		ug/L			01/30/20 22:25	1
Acetone	ND *		6.0		ug/L			01/30/20 22:25	1
Acrylonitrile	ND		10		ug/L			01/30/20 22:25	1
Benzene	ND		0.20		ug/L			01/30/20 22:25	1
Bromochloromethane	ND		0.20		ug/L			01/30/20 22:25	1
Bromodichloromethane	ND		0.20		ug/L			01/30/20 22:25	1
Bromoform	ND		0.50		ug/L			01/30/20 22:25	1
Bromomethane	ND		0.50		ug/L			01/30/20 22:25	1
Carbon disulfide	ND		0.30		ug/L			01/30/20 22:25	1
Carbon tetrachloride	ND		0.20		ug/L			01/30/20 22:25	1
Chlorobenzene	ND		0.20		ug/L			01/30/20 22:25	1
Chloroethane	ND		0.50		ug/L			01/30/20 22:25	1
Chloroform	ND		0.20		ug/L			01/30/20 22:25	1
Chloromethane	ND		0.50		ug/L			01/30/20 22:25	1
cis-1,2-Dichloroethene	ND		0.20		ug/L			01/30/20 22:25	1
cis-1,3-Dichloropropene	ND		0.20		ug/L			01/30/20 22:25	1
Dibromochloromethane	ND		0.20		ug/L			01/30/20 22:25	1
Dibromomethane	ND		0.20		ug/L			01/30/20 22:25	1
Ethylbenzene	ND		0.20		ug/L			01/30/20 22:25	1
m,p-Xylene	ND		0.50		ug/L			01/30/20 22:25	1
Methyl iodide	ND		0.50		ug/L			01/30/20 22:25	1
Methylene Chloride	ND		5.0		ug/L			01/30/20 22:25	1
o-Xylene	ND		0.50		ug/L			01/30/20 22:25	1
Styrene	ND		0.50		ug/L			01/30/20 22:25	1
Tetrachloroethene	ND		0.50		ug/L			01/30/20 22:25	1
Toluene	ND		0.20		ug/L			01/30/20 22:25	1
trans-1,2-Dichloroethene	ND		0.20		ug/L			01/30/20 22:25	1
trans-1,3-Dichloropropene	ND		0.20		ug/L			01/30/20 22:25	1
trans-1,4-Dichloro-2-butene	ND		2.0		ug/L			01/30/20 22:25	1
Trichloroethene	ND		0.20		ug/L			01/30/20 22:25	1
Trichlorofluoromethane	ND		0.50		ug/L			01/30/20 22:25	1
Vinyl acetate	ND		1.5		ug/L			01/30/20 22:25	1
Vinyl chloride	ND		0.020		ug/L			01/30/20 22:25	1

# Client Sample Results

Client: SCS Engineers  
Project/Site: Coupeville 1Q20

Job ID: 580-92432-1

**Client Sample ID: 0120-04**

**Lab Sample ID: 580-92432-4**

**Date Collected: 01/28/20 13:20**

**Matrix: Water**

**Date Received: 01/30/20 08:15**

Surrogate	%Recovery	Qualifier	Limits	Prepared	Analyzed	Dil Fac
1,2-Dichloroethane-d4 (Surr)	114		80 - 120		01/30/20 22:25	1
4-Bromofluorobenzene (Surr)	97		80 - 120		01/30/20 22:25	1
Dibromofluoromethane (Surr)	110		80 - 120		01/30/20 22:25	1
Toluene-d8 (Surr)	100		80 - 120		01/30/20 22:25	1
Trifluorotoluene (Surr)	105		80 - 120		01/30/20 22:25	1

### Method: 6010C - Metals (ICP) - Dissolved

Analyte	Result	Qualifier	RL	MDL	Unit	D	Prepared	Analyzed	Dil Fac
Calcium	160		1.1		mg/L		02/03/20 10:54	02/04/20 14:29	1
Iron	1.9		0.30		mg/L		02/03/20 10:54	02/04/20 14:29	1
Magnesium	78		1.1		mg/L		02/03/20 10:54	02/04/20 14:29	1
Manganese	0.24		0.020		mg/L		02/03/20 10:54	02/04/20 14:29	1
Potassium	8.0		3.3		mg/L		02/03/20 10:54	02/04/20 14:29	1
Sodium	34		2.0		mg/L		02/03/20 10:54	02/04/20 14:29	1

### Method: 6020A - Metals (ICP/MS) - Total Recoverable

Analyte	Result	Qualifier	RL	MDL	Unit	D	Prepared	Analyzed	Dil Fac
Antimony	ND		0.00080		mg/L		02/03/20 13:38	02/04/20 09:11	1
Arsenic	ND		0.0010		mg/L		02/03/20 13:38	02/04/20 09:11	1
Barium	0.0086		0.0012		mg/L		02/03/20 13:38	02/04/20 09:11	1
Beryllium	ND		0.00040		mg/L		02/03/20 13:38	02/04/20 09:11	1
Cadmium	ND		0.00080		mg/L		02/03/20 13:38	02/04/20 09:11	1
Chromium	ND		0.00080		mg/L		02/03/20 13:38	02/04/20 09:11	1
Cobalt	ND		0.00040		mg/L		02/03/20 13:38	02/04/20 09:11	1
Copper	ND		0.0020		mg/L		02/03/20 13:38	02/04/20 09:11	1
Lead	ND		0.00080		mg/L		02/03/20 13:38	02/04/20 09:11	1
Nickel	ND		0.0030		mg/L		02/03/20 13:38	02/04/20 09:11	1
Selenium	ND		0.0080		mg/L		02/03/20 13:38	02/04/20 09:11	1
Silver	ND		0.00040		mg/L		02/03/20 13:38	02/04/20 09:11	1
Thallium	ND		0.0010		mg/L		02/03/20 13:38	02/04/20 09:11	1
Vanadium	ND		0.0040		mg/L		02/03/20 13:38	02/04/20 09:11	1
Zinc	ND		0.0070		mg/L		02/03/20 13:38	02/04/20 09:11	1

### General Chemistry

Analyte	Result	Qualifier	RL	MDL	Unit	D	Prepared	Analyzed	Dil Fac
Fluoride	ND		0.20		mg/L			01/30/20 13:05	1
Nitrate Nitrite as N	ND		0.40		mg/L			01/30/20 13:05	1
Chloride	22		0.90		mg/L			01/30/20 13:05	1
Sulfate	25		1.2		mg/L			01/30/20 13:05	1
Ammonia	ND		0.50		mg/L		02/03/20 18:43	02/03/20 18:46	1
Total Organic Carbon	2.2		1.5		mg/L			02/12/20 16:47	1
Analyte	Result	Qualifier	RL	RL	Unit	D	Prepared	Analyzed	Dil Fac
Alkalinity	660		5.0		mg/L			02/03/20 16:35	1
Bicarbonate Alkalinity as CaCO3	660		5.0		mg/L			02/03/20 16:35	1
Carbonate Alkalinity as CaCO3	ND		5.0		mg/L			02/03/20 16:35	1
Hydroxide Alkalinity as CaCO3	ND		5.0		mg/L			02/03/20 16:35	1
Total Dissolved Solids	660		10		mg/L			02/01/20 16:43	1
Chemical Oxygen Demand	ND		10		mg/L		02/01/20 15:00	02/01/20 15:00	1

Eurofins TestAmerica, Seattle

# Client Sample Results

Client: SCS Engineers  
Project/Site: Coupeville 1Q20

Job ID: 580-92432-1

**Client Sample ID: 0120-05**

**Lab Sample ID: 580-92432-5**

Date Collected: 01/28/20 14:35

Matrix: Water

Date Received: 01/30/20 08:15

**Method: 8260C - Volatile Organic Compounds (GC/MS)**

Analyte	Result	Qualifier	RL	MDL	Unit	D	Prepared	Analyzed	Dil Fac
1,1,1,2-Tetrachloroethane	ND		0.30		ug/L			01/30/20 22:51	1
1,1,1-Trichloroethane	ND		0.20		ug/L			01/30/20 22:51	1
1,1,2,2-Tetrachloroethane	ND		0.20		ug/L			01/30/20 22:51	1
1,1,2-Trichloroethane	ND		0.20		ug/L			01/30/20 22:51	1
1,1-Dichloroethane	ND		0.20		ug/L			01/30/20 22:51	1
1,1-Dichloroethene	ND		0.20		ug/L			01/30/20 22:51	1
1,2,3-Trichloropropane	ND		0.20		ug/L			01/30/20 22:51	1
1,2-Dibromo-3-Chloropropane	ND		2.0		ug/L			01/30/20 22:51	1
1,2-Dibromoethane	ND		0.10		ug/L			01/30/20 22:51	1
1,2-Dichlorobenzene	ND		0.30		ug/L			01/30/20 22:51	1
1,2-Dichloroethane	ND		0.20		ug/L			01/30/20 22:51	1
1,2-Dichloropropane	ND		0.20		ug/L			01/30/20 22:51	1
1,4-Dichlorobenzene	ND		0.30		ug/L			01/30/20 22:51	1
2-Butanone	ND		10		ug/L			01/30/20 22:51	1
2-Hexanone	ND		3.0		ug/L			01/30/20 22:51	1
4-Methyl-2-pentanone	ND		5.0		ug/L			01/30/20 22:51	1
Acetone	ND *		6.0		ug/L			01/30/20 22:51	1
Acrylonitrile	ND		10		ug/L			01/30/20 22:51	1
Benzene	ND		0.20		ug/L			01/30/20 22:51	1
Bromochloromethane	ND		0.20		ug/L			01/30/20 22:51	1
Bromodichloromethane	ND		0.20		ug/L			01/30/20 22:51	1
Bromoform	ND		0.50		ug/L			01/30/20 22:51	1
Bromomethane	ND		0.50		ug/L			01/30/20 22:51	1
Carbon disulfide	ND		0.30		ug/L			01/30/20 22:51	1
Carbon tetrachloride	ND		0.20		ug/L			01/30/20 22:51	1
Chlorobenzene	ND		0.20		ug/L			01/30/20 22:51	1
Chloroethane	ND		0.50		ug/L			01/30/20 22:51	1
Chloroform	ND		0.20		ug/L			01/30/20 22:51	1
Chloromethane	ND		0.50		ug/L			01/30/20 22:51	1
cis-1,2-Dichloroethene	ND		0.20		ug/L			01/30/20 22:51	1
cis-1,3-Dichloropropene	ND		0.20		ug/L			01/30/20 22:51	1
Dibromochloromethane	ND		0.20		ug/L			01/30/20 22:51	1
Dibromomethane	ND		0.20		ug/L			01/30/20 22:51	1
Ethylbenzene	ND		0.20		ug/L			01/30/20 22:51	1
m,p-Xylene	ND		0.50		ug/L			01/30/20 22:51	1
Methyl iodide	ND		0.50		ug/L			01/30/20 22:51	1
Methylene Chloride	ND		5.0		ug/L			01/30/20 22:51	1
o-Xylene	ND		0.50		ug/L			01/30/20 22:51	1
Styrene	ND		0.50		ug/L			01/30/20 22:51	1
Tetrachloroethene	ND		0.50		ug/L			01/30/20 22:51	1
Toluene	ND		0.20		ug/L			01/30/20 22:51	1
trans-1,2-Dichloroethene	ND		0.20		ug/L			01/30/20 22:51	1
trans-1,3-Dichloropropene	ND		0.20		ug/L			01/30/20 22:51	1
trans-1,4-Dichloro-2-butene	ND		2.0		ug/L			01/30/20 22:51	1
Trichloroethene	ND		0.20		ug/L			01/30/20 22:51	1
Trichlorofluoromethane	ND		0.50		ug/L			01/30/20 22:51	1
Vinyl acetate	ND		1.5		ug/L			01/30/20 22:51	1
Vinyl chloride	ND		0.020		ug/L			01/30/20 22:51	1

Eurofins TestAmerica, Seattle

# Client Sample Results

Client: SCS Engineers  
Project/Site: Coupeville 1Q20

Job ID: 580-92432-1

**Client Sample ID: 0120-05**

**Lab Sample ID: 580-92432-5**

Date Collected: 01/28/20 14:35

Matrix: Water

Date Received: 01/30/20 08:15

Surrogate	%Recovery	Qualifier	Limits	Prepared	Analyzed	Dil Fac
1,2-Dichloroethane-d4 (Surr)	116		80 - 120		01/30/20 22:51	1
4-Bromofluorobenzene (Surr)	99		80 - 120		01/30/20 22:51	1
Dibromofluoromethane (Surr)	110		80 - 120		01/30/20 22:51	1
Toluene-d8 (Surr)	101		80 - 120		01/30/20 22:51	1
Trifluorotoluene (Surr)	102		80 - 120		01/30/20 22:51	1

### Method: 6010C - Metals (ICP) - Dissolved

Analyte	Result	Qualifier	RL	MDL	Unit	D	Prepared	Analyzed	Dil Fac
Calcium	54		1.1		mg/L		02/03/20 10:54	02/04/20 14:32	1
Iron	1.4		0.30		mg/L		02/03/20 10:54	02/04/20 14:32	1
Magnesium	29		1.1		mg/L		02/03/20 10:54	02/04/20 14:32	1
Manganese	0.29		0.020		mg/L		02/03/20 10:54	02/04/20 14:32	1
Potassium	5.8		3.3		mg/L		02/03/20 10:54	02/04/20 14:32	1
Sodium	26		2.0		mg/L		02/03/20 10:54	02/04/20 14:32	1

### Method: 6020A - Metals (ICP/MS) - Total Recoverable

Analyte	Result	Qualifier	RL	MDL	Unit	D	Prepared	Analyzed	Dil Fac
Antimony	ND		0.00080		mg/L		02/03/20 13:38	02/04/20 09:14	1
Arsenic	0.0043		0.0010		mg/L		02/03/20 13:38	02/04/20 09:14	1
Barium	0.069		0.0012		mg/L		02/03/20 13:38	02/04/20 09:14	1
Beryllium	ND		0.00040		mg/L		02/03/20 13:38	02/04/20 09:14	1
Cadmium	ND		0.00080		mg/L		02/03/20 13:38	02/04/20 09:14	1
Chromium	ND		0.00080		mg/L		02/03/20 13:38	02/04/20 09:14	1
Cobalt	ND		0.00040		mg/L		02/03/20 13:38	02/04/20 09:14	1
Copper	ND		0.0020		mg/L		02/03/20 13:38	02/04/20 09:14	1
Lead	ND		0.00080		mg/L		02/03/20 13:38	02/04/20 09:14	1
Nickel	ND		0.0030		mg/L		02/03/20 13:38	02/04/20 09:14	1
Selenium	ND		0.0080		mg/L		02/03/20 13:38	02/04/20 09:14	1
Silver	ND		0.00040		mg/L		02/03/20 13:38	02/04/20 09:14	1
Thallium	ND		0.0010		mg/L		02/03/20 13:38	02/04/20 09:14	1
Vanadium	ND		0.0040		mg/L		02/03/20 13:38	02/04/20 09:14	1
Zinc	ND		0.0070		mg/L		02/03/20 13:38	02/04/20 09:14	1

### General Chemistry

Analyte	Result	Qualifier	RL	MDL	Unit	D	Prepared	Analyzed	Dil Fac
Fluoride	ND		0.20		mg/L			01/30/20 13:17	1
Nitrate Nitrite as N	ND		0.40		mg/L			01/30/20 13:17	1
Chloride	14		0.90		mg/L			01/30/20 13:17	1
Sulfate	26		1.2		mg/L			01/30/20 13:17	1
Ammonia	ND		0.50		mg/L		02/03/20 18:43	02/03/20 18:46	1
Total Organic Carbon	ND		1.5		mg/L			02/12/20 17:03	1

Analyte	Result	Qualifier	RL	RL	Unit	D	Prepared	Analyzed	Dil Fac
Alkalinity	240		5.0		mg/L			02/03/20 16:35	1
Bicarbonate Alkalinity as CaCO3	240		5.0		mg/L			02/03/20 16:35	1
Carbonate Alkalinity as CaCO3	ND		5.0		mg/L			02/03/20 16:35	1
Hydroxide Alkalinity as CaCO3	ND		5.0		mg/L			02/03/20 16:35	1
Total Dissolved Solids	260		10		mg/L			02/01/20 16:43	1
Chemical Oxygen Demand	ND		10		mg/L		02/01/20 15:00	02/01/20 15:00	1

Eurofins TestAmerica, Seattle

# Client Sample Results

Client: SCS Engineers  
Project/Site: Coupeville 1Q20

Job ID: 580-92432-1

**Client Sample ID: 0120-06**

**Lab Sample ID: 580-92432-6**

Date Collected: 01/28/20 15:53

Matrix: Water

Date Received: 01/30/20 08:15

**Method: 8260C - Volatile Organic Compounds (GC/MS)**

Analyte	Result	Qualifier	RL	MDL	Unit	D	Prepared	Analyzed	Dil Fac
1,1,1,2-Tetrachloroethane	ND		0.30		ug/L			01/30/20 23:18	1
<b>1,1,1-Trichloroethane</b>	<b>0.46</b>		0.20		ug/L			01/30/20 23:18	1
1,1,2,2-Tetrachloroethane	ND		0.20		ug/L			01/30/20 23:18	1
1,1,2-Trichloroethane	ND		0.20		ug/L			01/30/20 23:18	1
1,1-Dichloroethane	ND		0.20		ug/L			01/30/20 23:18	1
1,1-Dichloroethene	ND		0.20		ug/L			01/30/20 23:18	1
1,2,3-Trichloropropane	ND		0.20		ug/L			01/30/20 23:18	1
1,2-Dibromo-3-Chloropropane	ND		2.0		ug/L			01/30/20 23:18	1
1,2-Dibromoethane	ND		0.10		ug/L			01/30/20 23:18	1
1,2-Dichlorobenzene	ND		0.30		ug/L			01/30/20 23:18	1
1,2-Dichloroethane	ND		0.20		ug/L			01/30/20 23:18	1
1,2-Dichloropropane	ND		0.20		ug/L			01/30/20 23:18	1
1,4-Dichlorobenzene	ND		0.30		ug/L			01/30/20 23:18	1
2-Butanone	ND		10		ug/L			01/30/20 23:18	1
2-Hexanone	ND		3.0		ug/L			01/30/20 23:18	1
4-Methyl-2-pentanone	ND		5.0		ug/L			01/30/20 23:18	1
Acetone	ND *		6.0		ug/L			01/30/20 23:18	1
Acrylonitrile	ND		10		ug/L			01/30/20 23:18	1
Benzene	ND		0.20		ug/L			01/30/20 23:18	1
Bromochloromethane	ND		0.20		ug/L			01/30/20 23:18	1
Bromodichloromethane	ND		0.20		ug/L			01/30/20 23:18	1
Bromoform	ND		0.50		ug/L			01/30/20 23:18	1
Bromomethane	ND		0.50		ug/L			01/30/20 23:18	1
Carbon disulfide	ND		0.30		ug/L			01/30/20 23:18	1
Carbon tetrachloride	ND		0.20		ug/L			01/30/20 23:18	1
Chlorobenzene	ND		0.20		ug/L			01/30/20 23:18	1
Chloroethane	ND		0.50		ug/L			01/30/20 23:18	1
Chloroform	ND		0.20		ug/L			01/30/20 23:18	1
Chloromethane	ND		0.50		ug/L			01/30/20 23:18	1
cis-1,2-Dichloroethene	ND		0.20		ug/L			01/30/20 23:18	1
cis-1,3-Dichloropropene	ND		0.20		ug/L			01/30/20 23:18	1
Dibromochloromethane	ND		0.20		ug/L			01/30/20 23:18	1
Dibromomethane	ND		0.20		ug/L			01/30/20 23:18	1
Ethylbenzene	ND		0.20		ug/L			01/30/20 23:18	1
m,p-Xylene	ND		0.50		ug/L			01/30/20 23:18	1
Methyl iodide	ND		0.50		ug/L			01/30/20 23:18	1
Methylene Chloride	ND		5.0		ug/L			01/30/20 23:18	1
o-Xylene	ND		0.50		ug/L			01/30/20 23:18	1
Styrene	ND		0.50		ug/L			01/30/20 23:18	1
Tetrachloroethene	ND		0.50		ug/L			01/30/20 23:18	1
Toluene	ND		0.20		ug/L			01/30/20 23:18	1
trans-1,2-Dichloroethene	ND		0.20		ug/L			01/30/20 23:18	1
trans-1,3-Dichloropropene	ND		0.20		ug/L			01/30/20 23:18	1
trans-1,4-Dichloro-2-butene	ND		2.0		ug/L			01/30/20 23:18	1
Trichloroethene	ND		0.20		ug/L			01/30/20 23:18	1
<b>Trichlorofluoromethane</b>	<b>3.6</b>		0.50		ug/L			01/30/20 23:18	1
Vinyl acetate	ND		1.5		ug/L			01/30/20 23:18	1
<b>Vinyl chloride</b>	<b>26</b>		0.020		ug/L			01/30/20 23:18	1

# Client Sample Results

Client: SCS Engineers  
Project/Site: Coupeville 1Q20

Job ID: 580-92432-1

**Client Sample ID: 0120-06**  
**Date Collected: 01/28/20 15:53**  
**Date Received: 01/30/20 08:15**

**Lab Sample ID: 580-92432-6**  
**Matrix: Water**

<i>Surrogate</i>	<i>%Recovery</i>	<i>Qualifier</i>	<i>Limits</i>	<i>Prepared</i>	<i>Analyzed</i>	<i>Dil Fac</i>
1,2-Dichloroethane-d4 (Surr)	116		80 - 120		01/30/20 23:18	1
4-Bromofluorobenzene (Surr)	95		80 - 120		01/30/20 23:18	1
Dibromofluoromethane (Surr)	113		80 - 120		01/30/20 23:18	1
Toluene-d8 (Surr)	101		80 - 120		01/30/20 23:18	1
Trifluorotoluene (Surr)	105		80 - 120		01/30/20 23:18	1

# Client Sample Results

Client: SCS Engineers  
Project/Site: Coupeville 1Q20

Job ID: 580-92432-1

**Client Sample ID: 0120-07**

**Lab Sample ID: 580-92432-7**

Date Collected: 01/28/20 16:42

Matrix: Water

Date Received: 01/30/20 08:15

**Method: 8260C - Volatile Organic Compounds (GC/MS)**

Analyte	Result	Qualifier	RL	MDL	Unit	D	Prepared	Analyzed	Dil Fac
1,1,1,2-Tetrachloroethane	ND		0.30		ug/L			01/30/20 23:44	1
1,1,1-Trichloroethane	ND		0.20		ug/L			01/30/20 23:44	1
1,1,2,2-Tetrachloroethane	ND		0.20		ug/L			01/30/20 23:44	1
1,1,2-Trichloroethane	ND		0.20		ug/L			01/30/20 23:44	1
1,1-Dichloroethane	ND		0.20		ug/L			01/30/20 23:44	1
1,1-Dichloroethene	ND		0.20		ug/L			01/30/20 23:44	1
1,2,3-Trichloropropane	ND		0.20		ug/L			01/30/20 23:44	1
1,2-Dibromo-3-Chloropropane	ND		2.0		ug/L			01/30/20 23:44	1
1,2-Dibromoethane	ND		0.10		ug/L			01/30/20 23:44	1
1,2-Dichlorobenzene	ND		0.30		ug/L			01/30/20 23:44	1
1,2-Dichloroethane	ND		0.20		ug/L			01/30/20 23:44	1
1,2-Dichloropropane	ND		0.20		ug/L			01/30/20 23:44	1
1,4-Dichlorobenzene	ND		0.30		ug/L			01/30/20 23:44	1
2-Butanone	ND		10		ug/L			01/30/20 23:44	1
2-Hexanone	ND		3.0		ug/L			01/30/20 23:44	1
4-Methyl-2-pentanone	ND		5.0		ug/L			01/30/20 23:44	1
Acetone	ND *		6.0		ug/L			01/30/20 23:44	1
Acrylonitrile	ND		10		ug/L			01/30/20 23:44	1
Benzene	ND		0.20		ug/L			01/30/20 23:44	1
Bromochloromethane	ND		0.20		ug/L			01/30/20 23:44	1
Bromodichloromethane	ND		0.20		ug/L			01/30/20 23:44	1
Bromoform	ND		0.50		ug/L			01/30/20 23:44	1
Bromomethane	ND		0.50		ug/L			01/30/20 23:44	1
Carbon disulfide	ND		0.30		ug/L			01/30/20 23:44	1
Carbon tetrachloride	ND		0.20		ug/L			01/30/20 23:44	1
Chlorobenzene	ND		0.20		ug/L			01/30/20 23:44	1
Chloroethane	ND		0.50		ug/L			01/30/20 23:44	1
Chloroform	ND		0.20		ug/L			01/30/20 23:44	1
Chloromethane	ND		0.50		ug/L			01/30/20 23:44	1
cis-1,2-Dichloroethene	ND		0.20		ug/L			01/30/20 23:44	1
cis-1,3-Dichloropropene	ND		0.20		ug/L			01/30/20 23:44	1
Dibromochloromethane	ND		0.20		ug/L			01/30/20 23:44	1
Dibromomethane	ND		0.20		ug/L			01/30/20 23:44	1
Ethylbenzene	ND		0.20		ug/L			01/30/20 23:44	1
m,p-Xylene	ND		0.50		ug/L			01/30/20 23:44	1
Methyl iodide	ND		0.50		ug/L			01/30/20 23:44	1
Methylene Chloride	ND		5.0		ug/L			01/30/20 23:44	1
o-Xylene	ND		0.50		ug/L			01/30/20 23:44	1
Styrene	ND		0.50		ug/L			01/30/20 23:44	1
Tetrachloroethene	ND		0.50		ug/L			01/30/20 23:44	1
Toluene	ND		0.20		ug/L			01/30/20 23:44	1
trans-1,2-Dichloroethene	ND		0.20		ug/L			01/30/20 23:44	1
trans-1,3-Dichloropropene	ND		0.20		ug/L			01/30/20 23:44	1
trans-1,4-Dichloro-2-butene	ND		2.0		ug/L			01/30/20 23:44	1
Trichloroethene	ND		0.20		ug/L			01/30/20 23:44	1
<b>Trichlorofluoromethane</b>	<b>0.78</b>		0.50		ug/L			01/30/20 23:44	1
Vinyl acetate	ND		1.5		ug/L			01/30/20 23:44	1
<b>Vinyl chloride</b>	<b>0.045</b>		0.020		ug/L			01/30/20 23:44	1

# Client Sample Results

Client: SCS Engineers  
Project/Site: Coupeville 1Q20

Job ID: 580-92432-1

**Client Sample ID: 0120-07**

**Lab Sample ID: 580-92432-7**

Date Collected: 01/28/20 16:42

Matrix: Water

Date Received: 01/30/20 08:15

Surrogate	%Recovery	Qualifier	Limits	Prepared	Analyzed	Dil Fac
1,2-Dichloroethane-d4 (Surr)	115		80 - 120		01/30/20 23:44	1
4-Bromofluorobenzene (Surr)	97		80 - 120		01/30/20 23:44	1
Dibromofluoromethane (Surr)	111		80 - 120		01/30/20 23:44	1
Toluene-d8 (Surr)	100		80 - 120		01/30/20 23:44	1
Trifluorotoluene (Surr)	103		80 - 120		01/30/20 23:44	1

### Method: 6010C - Metals (ICP) - Dissolved

Analyte	Result	Qualifier	RL	MDL	Unit	D	Prepared	Analyzed	Dil Fac
Calcium	110		1.1		mg/L		02/03/20 10:54	02/04/20 14:36	1
Iron	ND		0.30		mg/L		02/03/20 10:54	02/04/20 14:36	1
Magnesium	77		1.1		mg/L		02/03/20 10:54	02/04/20 14:36	1
Manganese	ND		0.020		mg/L		02/03/20 10:54	02/04/20 14:36	1
Potassium	8.4		3.3		mg/L		02/03/20 10:54	02/04/20 14:36	1
Sodium	41		2.0		mg/L		02/03/20 10:54	02/04/20 14:36	1

### Method: 6020A - Metals (ICP/MS) - Total Recoverable

Analyte	Result	Qualifier	RL	MDL	Unit	D	Prepared	Analyzed	Dil Fac
Antimony	ND		0.00080		mg/L		02/03/20 13:38	02/04/20 09:17	1
Arsenic	0.0029		0.0010		mg/L		02/03/20 13:38	02/04/20 09:17	1
Barium	0.028		0.0012		mg/L		02/03/20 13:38	02/04/20 09:17	1
Beryllium	ND		0.00040		mg/L		02/03/20 13:38	02/04/20 09:17	1
Cadmium	ND		0.00080		mg/L		02/03/20 13:38	02/04/20 09:17	1
Chromium	ND		0.00080		mg/L		02/03/20 13:38	02/04/20 09:17	1
Cobalt	ND		0.00040		mg/L		02/03/20 13:38	02/04/20 09:17	1
Copper	ND		0.0020		mg/L		02/03/20 13:38	02/04/20 09:17	1
Lead	ND		0.00080		mg/L		02/03/20 13:38	02/04/20 09:17	1
Nickel	0.0048		0.0030		mg/L		02/03/20 13:38	02/04/20 09:17	1
Selenium	ND		0.0080		mg/L		02/03/20 13:38	02/04/20 09:17	1
Silver	ND		0.00040		mg/L		02/03/20 13:38	02/04/20 09:17	1
Thallium	ND		0.0010		mg/L		02/03/20 13:38	02/04/20 09:17	1
Vanadium	ND		0.0040		mg/L		02/03/20 13:38	02/04/20 09:17	1
Zinc	ND		0.0070		mg/L		02/03/20 13:38	02/04/20 09:17	1

### General Chemistry

Analyte	Result	Qualifier	RL	MDL	Unit	D	Prepared	Analyzed	Dil Fac
Fluoride	ND		0.20		mg/L			01/30/20 13:29	1
Nitrate Nitrite as N	ND		0.40		mg/L			01/30/20 13:29	1
Chloride	14		0.90		mg/L			01/30/20 13:29	1
Sulfate	26		1.2		mg/L			01/30/20 13:29	1
Ammonia	ND		0.50		mg/L		02/03/20 18:43	02/03/20 18:46	1
Total Organic Carbon	2.5		1.5		mg/L			02/12/20 17:50	1
Analyte	Result	Qualifier	RL	RL	Unit	D	Prepared	Analyzed	Dil Fac
Alkalinity	480		5.0		mg/L			02/03/20 16:35	1
Bicarbonate Alkalinity as CaCO3	480		5.0		mg/L			02/03/20 16:35	1
Carbonate Alkalinity as CaCO3	ND		5.0		mg/L			02/03/20 16:35	1
Hydroxide Alkalinity as CaCO3	ND		5.0		mg/L			02/03/20 16:35	1
Total Dissolved Solids	640		10		mg/L			02/01/20 16:43	1
Chemical Oxygen Demand	ND		10		mg/L		02/01/20 15:00	02/01/20 15:00	1

Eurofins TestAmerica, Seattle

# Client Sample Results

Client: SCS Engineers  
Project/Site: Coupeville 1Q20

Job ID: 580-92432-1

**Client Sample ID: 0120-08**

**Lab Sample ID: 580-92432-8**

Date Collected: 01/28/20 17:00

Matrix: Water

Date Received: 01/30/20 08:15

**Method: 8260C - Volatile Organic Compounds (GC/MS)**

Analyte	Result	Qualifier	RL	MDL	Unit	D	Prepared	Analyzed	Dil Fac
1,1,1,2-Tetrachloroethane	ND		0.30		ug/L			01/31/20 00:11	1
1,1,1-Trichloroethane	ND		0.20		ug/L			01/31/20 00:11	1
1,1,2,2-Tetrachloroethane	ND		0.20		ug/L			01/31/20 00:11	1
1,1,2-Trichloroethane	ND		0.20		ug/L			01/31/20 00:11	1
1,1-Dichloroethane	ND		0.20		ug/L			01/31/20 00:11	1
1,1-Dichloroethene	ND		0.20		ug/L			01/31/20 00:11	1
1,2,3-Trichloropropane	ND		0.20		ug/L			01/31/20 00:11	1
1,2-Dibromo-3-Chloropropane	ND		2.0		ug/L			01/31/20 00:11	1
1,2-Dibromoethane	ND		0.10		ug/L			01/31/20 00:11	1
1,2-Dichlorobenzene	ND		0.30		ug/L			01/31/20 00:11	1
1,2-Dichloroethane	ND		0.20		ug/L			01/31/20 00:11	1
1,2-Dichloropropane	ND		0.20		ug/L			01/31/20 00:11	1
1,4-Dichlorobenzene	ND		0.30		ug/L			01/31/20 00:11	1
2-Butanone	ND		10		ug/L			01/31/20 00:11	1
2-Hexanone	ND		3.0		ug/L			01/31/20 00:11	1
4-Methyl-2-pentanone	ND		5.0		ug/L			01/31/20 00:11	1
Acetone	ND *		6.0		ug/L			01/31/20 00:11	1
Acrylonitrile	ND		10		ug/L			01/31/20 00:11	1
Benzene	ND		0.20		ug/L			01/31/20 00:11	1
Bromochloromethane	ND		0.20		ug/L			01/31/20 00:11	1
Bromodichloromethane	ND		0.20		ug/L			01/31/20 00:11	1
Bromoform	ND		0.50		ug/L			01/31/20 00:11	1
Bromomethane	ND		0.50		ug/L			01/31/20 00:11	1
Carbon disulfide	ND		0.30		ug/L			01/31/20 00:11	1
Carbon tetrachloride	ND		0.20		ug/L			01/31/20 00:11	1
Chlorobenzene	ND		0.20		ug/L			01/31/20 00:11	1
Chloroethane	ND		0.50		ug/L			01/31/20 00:11	1
Chloroform	ND		0.20		ug/L			01/31/20 00:11	1
Chloromethane	ND		0.50		ug/L			01/31/20 00:11	1
cis-1,2-Dichloroethene	ND		0.20		ug/L			01/31/20 00:11	1
cis-1,3-Dichloropropene	ND		0.20		ug/L			01/31/20 00:11	1
Dibromochloromethane	ND		0.20		ug/L			01/31/20 00:11	1
Dibromomethane	ND		0.20		ug/L			01/31/20 00:11	1
Ethylbenzene	ND		0.20		ug/L			01/31/20 00:11	1
m,p-Xylene	ND		0.50		ug/L			01/31/20 00:11	1
Methyl iodide	ND		0.50		ug/L			01/31/20 00:11	1
Methylene Chloride	ND		5.0		ug/L			01/31/20 00:11	1
o-Xylene	ND		0.50		ug/L			01/31/20 00:11	1
Styrene	ND		0.50		ug/L			01/31/20 00:11	1
Tetrachloroethene	ND		0.50		ug/L			01/31/20 00:11	1
Toluene	ND		0.20		ug/L			01/31/20 00:11	1
trans-1,2-Dichloroethene	ND		0.20		ug/L			01/31/20 00:11	1
trans-1,3-Dichloropropene	ND		0.20		ug/L			01/31/20 00:11	1
trans-1,4-Dichloro-2-butene	ND		2.0		ug/L			01/31/20 00:11	1
Trichloroethene	ND		0.20		ug/L			01/31/20 00:11	1
<b>Trichlorofluoromethane</b>	<b>0.79</b>		0.50		ug/L			01/31/20 00:11	1
Vinyl acetate	ND		1.5		ug/L			01/31/20 00:11	1
<b>Vinyl chloride</b>	<b>0.041</b>		0.020		ug/L			01/31/20 00:11	1

# Client Sample Results

Client: SCS Engineers  
Project/Site: Coupeville 1Q20

Job ID: 580-92432-1

**Client Sample ID: 0120-08**

**Lab Sample ID: 580-92432-8**

**Date Collected: 01/28/20 17:00**

**Matrix: Water**

**Date Received: 01/30/20 08:15**

Surrogate	%Recovery	Qualifier	Limits	Prepared	Analyzed	Dil Fac
1,2-Dichloroethane-d4 (Surr)	112		80 - 120		01/31/20 00:11	1
4-Bromofluorobenzene (Surr)	98		80 - 120		01/31/20 00:11	1
Dibromofluoromethane (Surr)	111		80 - 120		01/31/20 00:11	1
Toluene-d8 (Surr)	101		80 - 120		01/31/20 00:11	1
Trifluorotoluene (Surr)	105		80 - 120		01/31/20 00:11	1

### Method: 6010C - Metals (ICP) - Dissolved

Analyte	Result	Qualifier	RL	MDL	Unit	D	Prepared	Analyzed	Dil Fac
Calcium	110		1.1		mg/L		02/03/20 10:54	02/04/20 14:39	1
Iron	ND		0.30		mg/L		02/03/20 10:54	02/04/20 14:39	1
Magnesium	77		1.1		mg/L		02/03/20 10:54	02/04/20 14:39	1
Manganese	ND		0.020		mg/L		02/03/20 10:54	02/04/20 14:39	1
Potassium	8.5		3.3		mg/L		02/03/20 10:54	02/04/20 14:39	1
Sodium	42		2.0		mg/L		02/03/20 10:54	02/04/20 14:39	1

### Method: 6020A - Metals (ICP/MS) - Total Recoverable

Analyte	Result	Qualifier	RL	MDL	Unit	D	Prepared	Analyzed	Dil Fac
Antimony	ND		0.00080		mg/L		02/03/20 13:38	02/04/20 09:19	1
Arsenic	0.0031		0.0010		mg/L		02/03/20 13:38	02/04/20 09:19	1
Barium	0.028		0.0012		mg/L		02/03/20 13:38	02/04/20 09:19	1
Beryllium	ND		0.00040		mg/L		02/03/20 13:38	02/04/20 09:19	1
Cadmium	ND		0.00080		mg/L		02/03/20 13:38	02/04/20 09:19	1
Chromium	0.0015		0.00080		mg/L		02/03/20 13:38	02/04/20 09:19	1
Cobalt	ND		0.00040		mg/L		02/03/20 13:38	02/04/20 09:19	1
Copper	ND		0.0020		mg/L		02/03/20 13:38	02/04/20 09:19	1
Lead	ND		0.00080		mg/L		02/03/20 13:38	02/04/20 09:19	1
Nickel	0.0047		0.0030		mg/L		02/03/20 13:38	02/04/20 09:19	1
Selenium	ND		0.0080		mg/L		02/03/20 13:38	02/04/20 09:19	1
Silver	0.0032		0.00040		mg/L		02/03/20 13:38	02/04/20 09:19	1
Thallium	ND		0.0010		mg/L		02/03/20 13:38	02/04/20 09:19	1
Vanadium	ND		0.0040		mg/L		02/03/20 13:38	02/04/20 09:19	1
Zinc	ND		0.0070		mg/L		02/03/20 13:38	02/04/20 09:19	1

### General Chemistry

Analyte	Result	Qualifier	RL	MDL	Unit	D	Prepared	Analyzed	Dil Fac
Fluoride	ND		0.20		mg/L			01/30/20 13:41	1
Nitrate Nitrite as N	ND		0.40		mg/L			01/30/20 13:41	1
Chloride	67		0.90		mg/L			01/30/20 13:41	1
Sulfate	73		1.2		mg/L			01/30/20 13:41	1
Ammonia	ND		0.50		mg/L		02/03/20 18:43	02/03/20 18:46	1
Total Organic Carbon	2.4		1.5		mg/L			02/12/20 18:06	1
Analyte	Result	Qualifier	RL	RL	Unit	D	Prepared	Analyzed	Dil Fac
Alkalinity	470		5.0		mg/L			02/03/20 16:35	1
Bicarbonate Alkalinity as CaCO3	470		5.0		mg/L			02/03/20 16:35	1
Carbonate Alkalinity as CaCO3	ND		5.0		mg/L			02/03/20 16:35	1
Hydroxide Alkalinity as CaCO3	ND		5.0		mg/L			02/03/20 16:35	1
Total Dissolved Solids	660		10		mg/L			02/01/20 16:43	1
Chemical Oxygen Demand	ND		10		mg/L		02/01/20 15:00	02/01/20 15:00	1

Eurofins TestAmerica, Seattle

# Client Sample Results

Client: SCS Engineers  
Project/Site: Coupeville 1Q20

Job ID: 580-92432-1

**Client Sample ID: 0120-09**

**Lab Sample ID: 580-92432-9**

Date Collected: 01/29/20 09:10

Matrix: Water

Date Received: 01/30/20 08:15

**Method: 8260C - Volatile Organic Compounds (GC/MS)**

Analyte	Result	Qualifier	RL	MDL	Unit	D	Prepared	Analyzed	Dil Fac
1,1,1,2-Tetrachloroethane	ND		0.30		ug/L			01/31/20 00:37	1
<b>1,1,1-Trichloroethane</b>	<b>0.82</b>		0.20		ug/L			01/31/20 00:37	1
1,1,2,2-Tetrachloroethane	ND		0.20		ug/L			01/31/20 00:37	1
1,1,2-Trichloroethane	ND		0.20		ug/L			01/31/20 00:37	1
<b>1,1-Dichloroethane</b>	<b>3.5</b>		0.20		ug/L			01/31/20 00:37	1
1,1-Dichloroethene	ND		0.20		ug/L			01/31/20 00:37	1
1,2,3-Trichloropropane	ND		0.20		ug/L			01/31/20 00:37	1
1,2-Dibromo-3-Chloropropane	ND		2.0		ug/L			01/31/20 00:37	1
1,2-Dibromoethane	ND		0.10		ug/L			01/31/20 00:37	1
1,2-Dichlorobenzene	ND		0.30		ug/L			01/31/20 00:37	1
1,2-Dichloroethane	ND		0.20		ug/L			01/31/20 00:37	1
1,2-Dichloropropane	ND		0.20		ug/L			01/31/20 00:37	1
1,4-Dichlorobenzene	ND		0.30		ug/L			01/31/20 00:37	1
2-Butanone	ND		10		ug/L			01/31/20 00:37	1
2-Hexanone	ND		3.0		ug/L			01/31/20 00:37	1
4-Methyl-2-pentanone	ND		5.0		ug/L			01/31/20 00:37	1
Acetone	ND *		6.0		ug/L			01/31/20 00:37	1
Acrylonitrile	ND		10		ug/L			01/31/20 00:37	1
Benzene	ND		0.20		ug/L			01/31/20 00:37	1
Bromochloromethane	ND		0.20		ug/L			01/31/20 00:37	1
Bromodichloromethane	ND		0.20		ug/L			01/31/20 00:37	1
Bromoform	ND		0.50		ug/L			01/31/20 00:37	1
Bromomethane	ND		0.50		ug/L			01/31/20 00:37	1
Carbon disulfide	ND		0.30		ug/L			01/31/20 00:37	1
Carbon tetrachloride	ND		0.20		ug/L			01/31/20 00:37	1
Chlorobenzene	ND		0.20		ug/L			01/31/20 00:37	1
Chloroethane	ND		0.50		ug/L			01/31/20 00:37	1
Chloroform	ND		0.20		ug/L			01/31/20 00:37	1
Chloromethane	ND		0.50		ug/L			01/31/20 00:37	1
cis-1,2-Dichloroethene	ND		0.20		ug/L			01/31/20 00:37	1
cis-1,3-Dichloropropene	ND		0.20		ug/L			01/31/20 00:37	1
Dibromochloromethane	ND		0.20		ug/L			01/31/20 00:37	1
Dibromomethane	ND		0.20		ug/L			01/31/20 00:37	1
Ethylbenzene	ND		0.20		ug/L			01/31/20 00:37	1
m,p-Xylene	ND		0.50		ug/L			01/31/20 00:37	1
Methyl iodide	ND		0.50		ug/L			01/31/20 00:37	1
Methylene Chloride	ND		5.0		ug/L			01/31/20 00:37	1
o-Xylene	ND		0.50		ug/L			01/31/20 00:37	1
Styrene	ND		0.50		ug/L			01/31/20 00:37	1
Tetrachloroethene	ND		0.50		ug/L			01/31/20 00:37	1
Toluene	ND		0.20		ug/L			01/31/20 00:37	1
trans-1,2-Dichloroethene	ND		0.20		ug/L			01/31/20 00:37	1
trans-1,3-Dichloropropene	ND		0.20		ug/L			01/31/20 00:37	1
trans-1,4-Dichloro-2-butene	ND		2.0		ug/L			01/31/20 00:37	1
Trichloroethene	ND		0.20		ug/L			01/31/20 00:37	1
Vinyl acetate	ND		1.5		ug/L			01/31/20 00:37	1
<b>Vinyl chloride</b>	<b>3.6</b>		0.020		ug/L			01/31/20 00:37	1

Surrogate	%Recovery	Qualifier	Limits	Prepared	Analyzed	Dil Fac
1,2-Dichloroethane-d4 (Surr)	112		80 - 120		01/31/20 00:37	1

Eurofins TestAmerica, Seattle

# Client Sample Results

Client: SCS Engineers  
Project/Site: Coupeville 1Q20

Job ID: 580-92432-1

**Client Sample ID: 0120-09**

**Lab Sample ID: 580-92432-9**

Date Collected: 01/29/20 09:10

Matrix: Water

Date Received: 01/30/20 08:15

## Method: 8260C - Volatile Organic Compounds (GC/MS) (Continued)

Surrogate	%Recovery	Qualifier	Limits	Prepared	Analyzed	Dil Fac
4-Bromofluorobenzene (Surr)	100		80 - 120		01/31/20 00:37	1
Dibromofluoromethane (Surr)	109		80 - 120		01/31/20 00:37	1
Toluene-d8 (Surr)	99		80 - 120		01/31/20 00:37	1
Trifluorotoluene (Surr)	101		80 - 120		01/31/20 00:37	1

## Method: 8260C - Volatile Organic Compounds (GC/MS) - DL

Analyte	Result	Qualifier	RL	MDL	Unit	D	Prepared	Analyzed	Dil Fac
Trichlorofluoromethane	80		2.5		ug/L			02/05/20 16:27	5

Surrogate	%Recovery	Qualifier	Limits	Prepared	Analyzed	Dil Fac
1,2-Dichloroethane-d4 (Surr)	105		80 - 120		02/05/20 16:27	5
4-Bromofluorobenzene (Surr)	100		80 - 120		02/05/20 16:27	5
Dibromofluoromethane (Surr)	108		80 - 120		02/05/20 16:27	5
Toluene-d8 (Surr)	99		80 - 120		02/05/20 16:27	5
Trifluorotoluene (Surr)	107		80 - 120		02/05/20 16:27	5

## Method: 6010C - Metals (ICP) - Dissolved

Analyte	Result	Qualifier	RL	MDL	Unit	D	Prepared	Analyzed	Dil Fac
Calcium	250		1.1		mg/L		02/03/20 10:54	02/04/20 14:42	1
Iron	ND		0.30		mg/L		02/03/20 10:54	02/04/20 14:42	1
Magnesium	110		1.1		mg/L		02/03/20 10:54	02/04/20 14:42	1
Manganese	0.69		0.020		mg/L		02/03/20 10:54	02/04/20 14:42	1
Potassium	9.3		3.3		mg/L		02/03/20 10:54	02/04/20 14:42	1
Sodium	35		2.0		mg/L		02/03/20 10:54	02/04/20 14:42	1

## Method: 6020A - Metals (ICP/MS) - Total Recoverable

Analyte	Result	Qualifier	RL	MDL	Unit	D	Prepared	Analyzed	Dil Fac
Antimony	ND		0.00080		mg/L		02/03/20 13:38	02/04/20 09:22	1
Arsenic	0.0023		0.0010		mg/L		02/03/20 13:38	02/04/20 09:22	1
Barium	0.063		0.0012		mg/L		02/03/20 13:38	02/04/20 09:22	1
Beryllium	ND		0.00040		mg/L		02/03/20 13:38	02/04/20 09:22	1
Cadmium	ND		0.00080		mg/L		02/03/20 13:38	02/04/20 09:22	1
Chromium	0.0051		0.00080		mg/L		02/03/20 13:38	02/04/20 09:22	1
Cobalt	0.0027		0.00040		mg/L		02/03/20 13:38	02/04/20 09:22	1
Copper	ND		0.0020		mg/L		02/03/20 13:38	02/04/20 09:22	1
Lead	ND		0.00080		mg/L		02/03/20 13:38	02/04/20 09:22	1
Nickel	0.027		0.0030		mg/L		02/03/20 13:38	02/04/20 09:22	1
Selenium	ND		0.0080		mg/L		02/03/20 13:38	02/04/20 09:22	1
Silver	0.0027		0.00040		mg/L		02/03/20 13:38	02/04/20 09:22	1
Thallium	ND		0.0010		mg/L		02/03/20 13:38	02/04/20 09:22	1
Vanadium	0.0048		0.0040		mg/L		02/03/20 13:38	02/04/20 09:22	1
Zinc	ND		0.0070		mg/L		02/03/20 13:38	02/04/20 09:22	1

## General Chemistry

Analyte	Result	Qualifier	RL	MDL	Unit	D	Prepared	Analyzed	Dil Fac
Fluoride	ND		0.20		mg/L			01/30/20 13:52	1
Nitrate Nitrite as N	ND		0.40		mg/L			01/30/20 13:52	1
Chloride	44		0.90		mg/L			01/30/20 13:52	1
Sulfate	210		6.0		mg/L			01/30/20 16:13	5
Ammonia	ND		0.50		mg/L		02/03/20 18:43	02/03/20 18:46	1

Eurofins TestAmerica, Seattle

# Client Sample Results

Client: SCS Engineers  
 Project/Site: Coupeville 1Q20

Job ID: 580-92432-1

**Client Sample ID: 0120-09**

**Lab Sample ID: 580-92432-9**

Date Collected: 01/29/20 09:10

Matrix: Water

Date Received: 01/30/20 08:15

## General Chemistry (Continued)

Analyte	Result	Qualifier	RL	MDL	Unit	D	Prepared	Analyzed	Dil Fac
<b>Total Organic Carbon</b>	<b>19</b>		1.5		mg/L			02/12/20 18:22	1
Analyte	Result	Qualifier	RL	RL	Unit	D	Prepared	Analyzed	Dil Fac
<b>Alkalinity</b>	<b>820</b>		5.0		mg/L			02/03/20 16:35	1
<b>Bicarbonate Alkalinity as CaCO3</b>	<b>820</b>		5.0		mg/L			02/03/20 16:35	1
Carbonate Alkalinity as CaCO3	ND		5.0		mg/L			02/03/20 16:35	1
Hydroxide Alkalinity as CaCO3	ND		5.0		mg/L			02/03/20 16:35	1
<b>Total Dissolved Solids</b>	<b>1200</b>		10		mg/L			02/01/20 16:43	1
<b>Chemical Oxygen Demand</b>	<b>46</b>		10		mg/L		02/07/20 11:22	02/07/20 12:50	1

# Client Sample Results

Client: SCS Engineers  
Project/Site: Coupeville 1Q20

Job ID: 580-92432-1

**Client Sample ID: 0120-10**

**Lab Sample ID: 580-92432-10**

**Date Collected: 01/29/20 10:33**

**Matrix: Water**

**Date Received: 01/30/20 08:15**

**Method: 8260C - Volatile Organic Compounds (GC/MS)**

Analyte	Result	Qualifier	RL	MDL	Unit	D	Prepared	Analyzed	Dil Fac
1,1,1,2-Tetrachloroethane	ND		0.30		ug/L			01/31/20 01:04	1
1,1,1-Trichloroethane	ND		0.20		ug/L			01/31/20 01:04	1
1,1,2,2-Tetrachloroethane	ND		0.20		ug/L			01/31/20 01:04	1
1,1,2-Trichloroethane	ND		0.20		ug/L			01/31/20 01:04	1
1,1-Dichloroethane	ND		0.20		ug/L			01/31/20 01:04	1
1,1-Dichloroethene	ND		0.20		ug/L			01/31/20 01:04	1
1,2,3-Trichloropropane	ND		0.20		ug/L			01/31/20 01:04	1
1,2-Dibromo-3-Chloropropane	ND		2.0		ug/L			01/31/20 01:04	1
1,2-Dibromoethane	ND		0.10		ug/L			01/31/20 01:04	1
1,2-Dichlorobenzene	ND		0.30		ug/L			01/31/20 01:04	1
1,2-Dichloroethane	ND		0.20		ug/L			01/31/20 01:04	1
1,2-Dichloropropane	ND		0.20		ug/L			01/31/20 01:04	1
1,4-Dichlorobenzene	ND		0.30		ug/L			01/31/20 01:04	1
2-Butanone	ND		10		ug/L			01/31/20 01:04	1
2-Hexanone	ND		3.0		ug/L			01/31/20 01:04	1
4-Methyl-2-pentanone	ND		5.0		ug/L			01/31/20 01:04	1
Acetone	ND *		6.0		ug/L			01/31/20 01:04	1
Acrylonitrile	ND		10		ug/L			01/31/20 01:04	1
Benzene	ND		0.20		ug/L			01/31/20 01:04	1
Bromochloromethane	ND		0.20		ug/L			01/31/20 01:04	1
Bromodichloromethane	ND		0.20		ug/L			01/31/20 01:04	1
Bromoform	ND		0.50		ug/L			01/31/20 01:04	1
Bromomethane	ND		0.50		ug/L			01/31/20 01:04	1
Carbon disulfide	ND		0.30		ug/L			01/31/20 01:04	1
Carbon tetrachloride	ND		0.20		ug/L			01/31/20 01:04	1
Chlorobenzene	ND		0.20		ug/L			01/31/20 01:04	1
Chloroethane	ND		0.50		ug/L			01/31/20 01:04	1
Chloroform	ND		0.20		ug/L			01/31/20 01:04	1
Chloromethane	ND		0.50		ug/L			01/31/20 01:04	1
cis-1,2-Dichloroethene	ND		0.20		ug/L			01/31/20 01:04	1
cis-1,3-Dichloropropene	ND		0.20		ug/L			01/31/20 01:04	1
Dibromochloromethane	ND		0.20		ug/L			01/31/20 01:04	1
Dibromomethane	ND		0.20		ug/L			01/31/20 01:04	1
Ethylbenzene	ND		0.20		ug/L			01/31/20 01:04	1
m,p-Xylene	ND		0.50		ug/L			01/31/20 01:04	1
Methyl iodide	ND		0.50		ug/L			01/31/20 01:04	1
Methylene Chloride	ND		5.0		ug/L			01/31/20 01:04	1
o-Xylene	ND		0.50		ug/L			01/31/20 01:04	1
Styrene	ND		0.50		ug/L			01/31/20 01:04	1
Tetrachloroethene	ND		0.50		ug/L			01/31/20 01:04	1
Toluene	ND		0.20		ug/L			01/31/20 01:04	1
trans-1,2-Dichloroethene	ND		0.20		ug/L			01/31/20 01:04	1
trans-1,3-Dichloropropene	ND		0.20		ug/L			01/31/20 01:04	1
trans-1,4-Dichloro-2-butene	ND		2.0		ug/L			01/31/20 01:04	1
Trichloroethene	ND		0.20		ug/L			01/31/20 01:04	1
Trichlorofluoromethane	ND		0.50		ug/L			01/31/20 01:04	1
Vinyl acetate	ND		1.5		ug/L			01/31/20 01:04	1
<b>Vinyl chloride</b>	<b>0.037</b>		0.020		ug/L			01/31/20 01:04	1

# Client Sample Results

Client: SCS Engineers  
Project/Site: Coupeville 1Q20

Job ID: 580-92432-1

**Client Sample ID: 0120-10**

**Lab Sample ID: 580-92432-10**

Date Collected: 01/29/20 10:33

Matrix: Water

Date Received: 01/30/20 08:15

Surrogate	%Recovery	Qualifier	Limits	Prepared	Analyzed	Dil Fac
1,2-Dichloroethane-d4 (Surr)	114		80 - 120		01/31/20 01:04	1
4-Bromofluorobenzene (Surr)	96		80 - 120		01/31/20 01:04	1
Dibromofluoromethane (Surr)	112		80 - 120		01/31/20 01:04	1
Toluene-d8 (Surr)	101		80 - 120		01/31/20 01:04	1
Trifluorotoluene (Surr)	106		80 - 120		01/31/20 01:04	1

**Method: 6010C - Metals (ICP) - Dissolved**

Analyte	Result	Qualifier	RL	MDL	Unit	D	Prepared	Analyzed	Dil Fac
Calcium	61		1.1		mg/L		02/03/20 10:54	02/04/20 14:45	1
Iron	1.2		0.30		mg/L		02/03/20 10:54	02/04/20 14:45	1
Magnesium	32		1.1		mg/L		02/03/20 10:54	02/04/20 14:45	1
Manganese	0.57		0.020		mg/L		02/03/20 10:54	02/04/20 14:45	1
Potassium	5.9		3.3		mg/L		02/03/20 10:54	02/04/20 14:45	1
Sodium	35		2.0		mg/L		02/03/20 10:54	02/04/20 14:45	1

**Method: 6020A - Metals (ICP/MS) - Total Recoverable**

Analyte	Result	Qualifier	RL	MDL	Unit	D	Prepared	Analyzed	Dil Fac
Antimony	ND		0.00080		mg/L		02/03/20 13:38	02/04/20 09:25	1
Arsenic	0.0014		0.0010		mg/L		02/03/20 13:38	02/04/20 09:25	1
Barium	0.083		0.0012		mg/L		02/03/20 13:38	02/04/20 09:25	1
Beryllium	ND		0.00040		mg/L		02/03/20 13:38	02/04/20 09:25	1
Cadmium	ND		0.00080		mg/L		02/03/20 13:38	02/04/20 09:25	1
Chromium	ND		0.00080		mg/L		02/03/20 13:38	02/04/20 09:25	1
Cobalt	ND		0.00040		mg/L		02/03/20 13:38	02/04/20 09:25	1
Copper	ND		0.0020		mg/L		02/03/20 13:38	02/04/20 09:25	1
Lead	ND		0.00080		mg/L		02/03/20 13:38	02/04/20 09:25	1
Nickel	ND		0.0030		mg/L		02/03/20 13:38	02/04/20 09:25	1
Selenium	ND		0.0080		mg/L		02/03/20 13:38	02/04/20 09:25	1
Silver	ND		0.00040		mg/L		02/03/20 13:38	02/04/20 09:25	1
Thallium	ND		0.0010		mg/L		02/03/20 13:38	02/04/20 09:25	1
Vanadium	ND		0.0040		mg/L		02/03/20 13:38	02/04/20 09:25	1
Zinc	ND		0.0070		mg/L		02/03/20 13:38	02/04/20 09:25	1

**General Chemistry**

Analyte	Result	Qualifier	RL	MDL	Unit	D	Prepared	Analyzed	Dil Fac
Fluoride	ND		0.20		mg/L			01/30/20 14:04	1
Nitrate Nitrite as N	ND		0.40		mg/L			01/30/20 14:04	1
Chloride	20		0.90		mg/L			01/30/20 14:04	1
Sulfate	32		1.2		mg/L			01/30/20 14:04	1
Ammonia	ND		0.50		mg/L		02/03/20 18:43	02/03/20 18:46	1
Total Organic Carbon	19		1.5		mg/L			02/12/20 18:37	1

Analyte	Result	Qualifier	RL	RL	Unit	D	Prepared	Analyzed	Dil Fac
Alkalinity	260		5.0		mg/L			02/03/20 16:35	1
Bicarbonate Alkalinity as CaCO3	260		5.0		mg/L			02/03/20 16:35	1
Carbonate Alkalinity as CaCO3	ND		5.0		mg/L			02/03/20 16:35	1
Hydroxide Alkalinity as CaCO3	ND		5.0		mg/L			02/03/20 16:35	1
Total Dissolved Solids	320		10		mg/L			02/01/20 16:43	1
Chemical Oxygen Demand	ND		10		mg/L		02/07/20 11:29	02/07/20 12:50	1

Eurofins TestAmerica, Seattle

# Client Sample Results

Client: SCS Engineers  
Project/Site: Coupeville 1Q20

Job ID: 580-92432-1

**Client Sample ID: 0120-11**

**Lab Sample ID: 580-92432-11**

**Date Collected: 01/29/20 12:15**

**Matrix: Water**

**Date Received: 01/30/20 08:15**

**Method: 8260C - Volatile Organic Compounds (GC/MS)**

Analyte	Result	Qualifier	RL	MDL	Unit	D	Prepared	Analyzed	Dil Fac
1,1,1,2-Tetrachloroethane	ND		0.30		ug/L			01/31/20 01:30	1
1,1,1-Trichloroethane	ND		0.20		ug/L			01/31/20 01:30	1
1,1,2,2-Tetrachloroethane	ND		0.20		ug/L			01/31/20 01:30	1
1,1,2-Trichloroethane	ND		0.20		ug/L			01/31/20 01:30	1
1,1-Dichloroethane	ND		0.20		ug/L			01/31/20 01:30	1
1,1-Dichloroethene	ND		0.20		ug/L			01/31/20 01:30	1
1,2,3-Trichloropropane	ND		0.20		ug/L			01/31/20 01:30	1
1,2-Dibromo-3-Chloropropane	ND		2.0		ug/L			01/31/20 01:30	1
1,2-Dibromoethane	ND		0.10		ug/L			01/31/20 01:30	1
1,2-Dichlorobenzene	ND		0.30		ug/L			01/31/20 01:30	1
1,2-Dichloroethane	ND		0.20		ug/L			01/31/20 01:30	1
1,2-Dichloropropane	ND		0.20		ug/L			01/31/20 01:30	1
1,4-Dichlorobenzene	ND		0.30		ug/L			01/31/20 01:30	1
2-Butanone	ND		10		ug/L			01/31/20 01:30	1
2-Hexanone	ND		3.0		ug/L			01/31/20 01:30	1
4-Methyl-2-pentanone	ND		5.0		ug/L			01/31/20 01:30	1
Acetone	ND *		6.0		ug/L			01/31/20 01:30	1
Acrylonitrile	ND		10		ug/L			01/31/20 01:30	1
Benzene	ND		0.20		ug/L			01/31/20 01:30	1
Bromochloromethane	ND		0.20		ug/L			01/31/20 01:30	1
Bromodichloromethane	ND		0.20		ug/L			01/31/20 01:30	1
Bromoform	ND		0.50		ug/L			01/31/20 01:30	1
Bromomethane	ND		0.50		ug/L			01/31/20 01:30	1
Carbon disulfide	ND		0.30		ug/L			01/31/20 01:30	1
Carbon tetrachloride	ND		0.20		ug/L			01/31/20 01:30	1
Chlorobenzene	ND		0.20		ug/L			01/31/20 01:30	1
Chloroethane	ND		0.50		ug/L			01/31/20 01:30	1
Chloroform	ND		0.20		ug/L			01/31/20 01:30	1
Chloromethane	ND		0.50		ug/L			01/31/20 01:30	1
cis-1,2-Dichloroethene	ND		0.20		ug/L			01/31/20 01:30	1
cis-1,3-Dichloropropene	ND		0.20		ug/L			01/31/20 01:30	1
Dibromochloromethane	ND		0.20		ug/L			01/31/20 01:30	1
Dibromomethane	ND		0.20		ug/L			01/31/20 01:30	1
Ethylbenzene	ND		0.20		ug/L			01/31/20 01:30	1
m,p-Xylene	ND		0.50		ug/L			01/31/20 01:30	1
Methyl iodide	ND		0.50		ug/L			01/31/20 01:30	1
Methylene Chloride	ND		5.0		ug/L			01/31/20 01:30	1
o-Xylene	ND		0.50		ug/L			01/31/20 01:30	1
Styrene	ND		0.50		ug/L			01/31/20 01:30	1
Tetrachloroethene	ND		0.50		ug/L			01/31/20 01:30	1
Toluene	ND		0.20		ug/L			01/31/20 01:30	1
trans-1,2-Dichloroethene	ND		0.20		ug/L			01/31/20 01:30	1
trans-1,3-Dichloropropene	ND		0.20		ug/L			01/31/20 01:30	1
trans-1,4-Dichloro-2-butene	ND		2.0		ug/L			01/31/20 01:30	1
Trichloroethene	ND		0.20		ug/L			01/31/20 01:30	1
Trichlorofluoromethane	ND		0.50		ug/L			01/31/20 01:30	1
Vinyl acetate	ND		1.5		ug/L			01/31/20 01:30	1
Vinyl chloride	ND		0.020		ug/L			01/31/20 01:30	1

# Client Sample Results

Client: SCS Engineers  
Project/Site: Coupeville 1Q20

Job ID: 580-92432-1

**Client Sample ID: 0120-11**

**Lab Sample ID: 580-92432-11**

Date Collected: 01/29/20 12:15

Matrix: Water

Date Received: 01/30/20 08:15

Surrogate	%Recovery	Qualifier	Limits	Prepared	Analyzed	Dil Fac
1,2-Dichloroethane-d4 (Surr)	116		80 - 120		01/31/20 01:30	1
4-Bromofluorobenzene (Surr)	96		80 - 120		01/31/20 01:30	1
Dibromofluoromethane (Surr)	112		80 - 120		01/31/20 01:30	1
Toluene-d8 (Surr)	100		80 - 120		01/31/20 01:30	1
Trifluorotoluene (Surr)	104		80 - 120		01/31/20 01:30	1

## Method: 6010C - Metals (ICP) - Dissolved

Analyte	Result	Qualifier	RL	MDL	Unit	D	Prepared	Analyzed	Dil Fac
Calcium	84		1.1		mg/L		02/03/20 10:54	02/04/20 14:49	1
Iron	ND		0.30		mg/L		02/03/20 10:54	02/04/20 14:49	1
Magnesium	50		1.1		mg/L		02/03/20 10:54	02/04/20 14:49	1
Manganese	ND		0.020		mg/L		02/03/20 10:54	02/04/20 14:49	1
Potassium	5.5		3.3		mg/L		02/03/20 10:54	02/04/20 14:49	1
Sodium	33		2.0		mg/L		02/03/20 10:54	02/04/20 14:49	1

## Method: 6020A - Metals (ICP/MS) - Total Recoverable

Analyte	Result	Qualifier	RL	MDL	Unit	D	Prepared	Analyzed	Dil Fac
Antimony	ND		0.00080		mg/L		02/03/20 13:38	02/04/20 09:27	1
Arsenic	0.0037		0.0010		mg/L		02/03/20 13:38	02/04/20 09:27	1
Barium	0.024		0.0012		mg/L		02/03/20 13:38	02/04/20 09:27	1
Beryllium	ND		0.00040		mg/L		02/03/20 13:38	02/04/20 09:27	1
Cadmium	ND		0.00080		mg/L		02/03/20 13:38	02/04/20 09:27	1
Chromium	0.0022		0.00080		mg/L		02/03/20 13:38	02/04/20 09:27	1
Cobalt	ND		0.00040		mg/L		02/03/20 13:38	02/04/20 09:27	1
Copper	0.037		0.0020		mg/L		02/03/20 13:38	02/04/20 09:27	1
Lead	ND		0.00080		mg/L		02/03/20 13:38	02/04/20 09:27	1
Nickel	ND		0.0030		mg/L		02/03/20 13:38	02/04/20 09:27	1
Selenium	ND		0.0080		mg/L		02/03/20 13:38	02/04/20 09:27	1
Silver	ND		0.00040		mg/L		02/03/20 13:38	02/04/20 09:27	1
Thallium	ND		0.0010		mg/L		02/03/20 13:38	02/04/20 09:27	1
Vanadium	ND		0.0040		mg/L		02/03/20 13:38	02/04/20 09:27	1
Zinc	0.041		0.0070		mg/L		02/03/20 13:38	02/04/20 09:27	1

## General Chemistry

Analyte	Result	Qualifier	RL	MDL	Unit	D	Prepared	Analyzed	Dil Fac
Fluoride	ND		0.20		mg/L			01/30/20 14:16	1
Nitrate Nitrite as N	ND		0.40		mg/L			01/30/20 14:16	1
Chloride	56		0.90		mg/L			01/30/20 14:16	1
Sulfate	45		1.2		mg/L			01/30/20 14:16	1
Ammonia	ND		0.50		mg/L		02/03/20 18:43	02/03/20 18:46	1
Total Organic Carbon	19		1.5		mg/L			02/12/20 18:53	1
Analyte	Result	Qualifier	RL	RL	Unit	D	Prepared	Analyzed	Dil Fac
Alkalinity	330		5.0		mg/L			02/03/20 16:35	1
Bicarbonate Alkalinity as CaCO3	330		5.0		mg/L			02/03/20 16:35	1
Carbonate Alkalinity as CaCO3	ND		5.0		mg/L			02/03/20 16:35	1
Hydroxide Alkalinity as CaCO3	ND		5.0		mg/L			02/03/20 16:35	1
Total Dissolved Solids	460		10		mg/L			02/01/20 16:43	1
Chemical Oxygen Demand	ND		10		mg/L		02/07/20 11:29	02/07/20 12:50	1

Eurofins TestAmerica, Seattle

# Client Sample Results

Client: SCS Engineers  
Project/Site: Coupeville 1Q20

Job ID: 580-92432-1

**Client Sample ID: 0120-12**

**Lab Sample ID: 580-92432-12**

**Date Collected: 01/29/20 12:50**

**Matrix: Water**

**Date Received: 01/30/20 08:15**

**Method: 8260C - Volatile Organic Compounds (GC/MS)**

Analyte	Result	Qualifier	RL	MDL	Unit	D	Prepared	Analyzed	Dil Fac
1,1,1,2-Tetrachloroethane	ND		0.30		ug/L			01/31/20 01:56	1
1,1,1-Trichloroethane	ND		0.20		ug/L			01/31/20 01:56	1
1,1,2,2-Tetrachloroethane	ND		0.20		ug/L			01/31/20 01:56	1
1,1,2-Trichloroethane	ND		0.20		ug/L			01/31/20 01:56	1
1,1-Dichloroethane	ND		0.20		ug/L			01/31/20 01:56	1
1,1-Dichloroethene	ND		0.20		ug/L			01/31/20 01:56	1
1,2,3-Trichloropropane	ND		0.20		ug/L			01/31/20 01:56	1
1,2-Dibromo-3-Chloropropane	ND		2.0		ug/L			01/31/20 01:56	1
1,2-Dibromoethane	ND		0.10		ug/L			01/31/20 01:56	1
1,2-Dichlorobenzene	ND		0.30		ug/L			01/31/20 01:56	1
1,2-Dichloroethane	ND		0.20		ug/L			01/31/20 01:56	1
1,2-Dichloropropane	ND		0.20		ug/L			01/31/20 01:56	1
1,4-Dichlorobenzene	ND		0.30		ug/L			01/31/20 01:56	1
2-Butanone	ND		10		ug/L			01/31/20 01:56	1
2-Hexanone	ND		3.0		ug/L			01/31/20 01:56	1
4-Methyl-2-pentanone	ND		5.0		ug/L			01/31/20 01:56	1
Acetone	ND *		6.0		ug/L			01/31/20 01:56	1
Acrylonitrile	ND		10		ug/L			01/31/20 01:56	1
Benzene	ND		0.20		ug/L			01/31/20 01:56	1
Bromochloromethane	ND		0.20		ug/L			01/31/20 01:56	1
Bromodichloromethane	ND		0.20		ug/L			01/31/20 01:56	1
Bromoform	ND		0.50		ug/L			01/31/20 01:56	1
Bromomethane	ND		0.50		ug/L			01/31/20 01:56	1
Carbon disulfide	ND		0.30		ug/L			01/31/20 01:56	1
Carbon tetrachloride	ND		0.20		ug/L			01/31/20 01:56	1
Chlorobenzene	ND		0.20		ug/L			01/31/20 01:56	1
Chloroethane	ND		0.50		ug/L			01/31/20 01:56	1
Chloroform	ND		0.20		ug/L			01/31/20 01:56	1
Chloromethane	ND		0.50		ug/L			01/31/20 01:56	1
cis-1,2-Dichloroethene	ND		0.20		ug/L			01/31/20 01:56	1
cis-1,3-Dichloropropene	ND		0.20		ug/L			01/31/20 01:56	1
Dibromochloromethane	ND		0.20		ug/L			01/31/20 01:56	1
Dibromomethane	ND		0.20		ug/L			01/31/20 01:56	1
Ethylbenzene	ND		0.20		ug/L			01/31/20 01:56	1
m,p-Xylene	ND		0.50		ug/L			01/31/20 01:56	1
Methyl iodide	ND		0.50		ug/L			01/31/20 01:56	1
Methylene Chloride	ND		5.0		ug/L			01/31/20 01:56	1
o-Xylene	ND		0.50		ug/L			01/31/20 01:56	1
Styrene	ND		0.50		ug/L			01/31/20 01:56	1
Tetrachloroethene	ND		0.50		ug/L			01/31/20 01:56	1
Toluene	ND		0.20		ug/L			01/31/20 01:56	1
trans-1,2-Dichloroethene	ND		0.20		ug/L			01/31/20 01:56	1
trans-1,3-Dichloropropene	ND		0.20		ug/L			01/31/20 01:56	1
trans-1,4-Dichloro-2-butene	ND		2.0		ug/L			01/31/20 01:56	1
Trichloroethene	ND		0.20		ug/L			01/31/20 01:56	1
Trichlorofluoromethane	ND		0.50		ug/L			01/31/20 01:56	1
Vinyl acetate	ND		1.5		ug/L			01/31/20 01:56	1
Vinyl chloride	ND		0.020		ug/L			01/31/20 01:56	1

# Client Sample Results

Client: SCS Engineers  
Project/Site: Coupeville 1Q20

Job ID: 580-92432-1

**Client Sample ID: 0120-12**

**Lab Sample ID: 580-92432-12**

Date Collected: 01/29/20 12:50

Matrix: Water

Date Received: 01/30/20 08:15

Surrogate	%Recovery	Qualifier	Limits	Prepared	Analyzed	Dil Fac
1,2-Dichloroethane-d4 (Surr)	117		80 - 120		01/31/20 01:56	1
4-Bromofluorobenzene (Surr)	99		80 - 120		01/31/20 01:56	1
Dibromofluoromethane (Surr)	112		80 - 120		01/31/20 01:56	1
Toluene-d8 (Surr)	100		80 - 120		01/31/20 01:56	1
Trifluorotoluene (Surr)	101		80 - 120		01/31/20 01:56	1

### Method: 6010C - Metals (ICP) - Dissolved

Analyte	Result	Qualifier	RL	MDL	Unit	D	Prepared	Analyzed	Dil Fac
Calcium	82		1.1		mg/L		02/03/20 10:54	02/04/20 14:52	1
Iron	ND		0.30		mg/L		02/03/20 10:54	02/04/20 14:52	1
Magnesium	48		1.1		mg/L		02/03/20 10:54	02/04/20 14:52	1
Manganese	ND		0.020		mg/L		02/03/20 10:54	02/04/20 14:52	1
Potassium	5.6		3.3		mg/L		02/03/20 10:54	02/04/20 14:52	1
Sodium	30		2.0		mg/L		02/03/20 10:54	02/04/20 14:52	1

### Method: 6020A - Metals (ICP/MS) - Total Recoverable

Analyte	Result	Qualifier	RL	MDL	Unit	D	Prepared	Analyzed	Dil Fac
Antimony	ND		0.00080		mg/L		02/03/20 13:38	02/04/20 09:30	1
Arsenic	0.0040		0.0010		mg/L		02/03/20 13:38	02/04/20 09:30	1
Barium	0.020		0.0012		mg/L		02/03/20 13:38	02/04/20 09:30	1
Beryllium	ND		0.00040		mg/L		02/03/20 13:38	02/04/20 09:30	1
Cadmium	ND		0.00080		mg/L		02/03/20 13:38	02/04/20 09:30	1
Chromium	0.0027		0.00080		mg/L		02/03/20 13:38	02/04/20 09:30	1
Cobalt	ND		0.00040		mg/L		02/03/20 13:38	02/04/20 09:30	1
Copper	0.0045		0.0020		mg/L		02/03/20 13:38	02/04/20 09:30	1
Lead	ND		0.00080		mg/L		02/03/20 13:38	02/04/20 09:30	1
Nickel	ND		0.0030		mg/L		02/03/20 13:38	02/04/20 09:30	1
Selenium	ND		0.0080		mg/L		02/03/20 13:38	02/04/20 09:30	1
Silver	0.00048		0.00040		mg/L		02/03/20 13:38	02/04/20 09:30	1
Thallium	ND		0.0010		mg/L		02/03/20 13:38	02/04/20 09:30	1
Vanadium	0.0063		0.0040		mg/L		02/03/20 13:38	02/04/20 09:30	1
Zinc	0.014		0.0070		mg/L		02/03/20 13:38	02/04/20 09:30	1

### General Chemistry

Analyte	Result	Qualifier	RL	MDL	Unit	D	Prepared	Analyzed	Dil Fac
Fluoride	ND		0.20		mg/L			01/30/20 14:27	1
Nitrate Nitrite as N	ND		0.40		mg/L			01/30/20 14:27	1
Chloride	67		0.90		mg/L			01/30/20 14:27	1
Sulfate	56		1.2		mg/L			01/30/20 14:27	1
Ammonia	ND		0.50		mg/L		02/03/20 18:43	02/03/20 18:46	1
Total Organic Carbon	20		1.5		mg/L			02/12/20 19:09	1
Analyte	Result	Qualifier	RL	RL	Unit	D	Prepared	Analyzed	Dil Fac
Alkalinity	300		5.0		mg/L			02/03/20 16:35	1
Bicarbonate Alkalinity as CaCO3	300		5.0		mg/L			02/03/20 16:35	1
Carbonate Alkalinity as CaCO3	ND		5.0		mg/L			02/03/20 16:35	1
Hydroxide Alkalinity as CaCO3	ND		5.0		mg/L			02/03/20 16:35	1
Total Dissolved Solids	480		10		mg/L			02/01/20 16:43	1
Chemical Oxygen Demand	ND		10		mg/L		02/07/20 11:29	02/07/20 12:50	1

Eurofins TestAmerica, Seattle

# Client Sample Results

Client: SCS Engineers  
Project/Site: Coupeville 1Q20

Job ID: 580-92432-1

**Client Sample ID: Trip Blank**

**Lab Sample ID: 580-92432-13**

Date Collected: 01/29/20 00:01

Matrix: Water

Date Received: 01/30/20 08:15

**Method: 8260C - Volatile Organic Compounds (GC/MS)**

Analyte	Result	Qualifier	RL	MDL	Unit	D	Prepared	Analyzed	Dil Fac
1,1,1,2-Tetrachloroethane	ND		0.30		ug/L			01/30/20 20:39	1
1,1,1-Trichloroethane	ND		0.20		ug/L			01/30/20 20:39	1
1,1,2,2-Tetrachloroethane	ND		0.20		ug/L			01/30/20 20:39	1
1,1,2-Trichloroethane	ND		0.20		ug/L			01/30/20 20:39	1
1,1-Dichloroethane	ND		0.20		ug/L			01/30/20 20:39	1
1,1-Dichloroethene	ND		0.20		ug/L			01/30/20 20:39	1
1,2,3-Trichloropropane	ND		0.20		ug/L			01/30/20 20:39	1
1,2-Dibromo-3-Chloropropane	ND		2.0		ug/L			01/30/20 20:39	1
1,2-Dibromoethane	ND		0.10		ug/L			01/30/20 20:39	1
1,2-Dichlorobenzene	ND		0.30		ug/L			01/30/20 20:39	1
1,2-Dichloroethane	ND		0.20		ug/L			01/30/20 20:39	1
1,2-Dichloropropane	ND		0.20		ug/L			01/30/20 20:39	1
1,4-Dichlorobenzene	ND		0.30		ug/L			01/30/20 20:39	1
2-Butanone	ND		10		ug/L			01/30/20 20:39	1
2-Hexanone	ND		3.0		ug/L			01/30/20 20:39	1
4-Methyl-2-pentanone	ND		5.0		ug/L			01/30/20 20:39	1
Acetone	ND *		6.0		ug/L			01/30/20 20:39	1
Acrylonitrile	ND		10		ug/L			01/30/20 20:39	1
Benzene	ND		0.20		ug/L			01/30/20 20:39	1
Bromochloromethane	ND		0.20		ug/L			01/30/20 20:39	1
Bromodichloromethane	ND		0.20		ug/L			01/30/20 20:39	1
Bromoform	ND		0.50		ug/L			01/30/20 20:39	1
Bromomethane	ND		0.50		ug/L			01/30/20 20:39	1
Carbon disulfide	ND		0.30		ug/L			01/30/20 20:39	1
Carbon tetrachloride	ND		0.20		ug/L			01/30/20 20:39	1
Chlorobenzene	ND		0.20		ug/L			01/30/20 20:39	1
Chloroethane	ND		0.50		ug/L			01/30/20 20:39	1
Chloroform	ND		0.20		ug/L			01/30/20 20:39	1
Chloromethane	ND		0.50		ug/L			01/30/20 20:39	1
cis-1,2-Dichloroethene	ND		0.20		ug/L			01/30/20 20:39	1
cis-1,3-Dichloropropene	ND		0.20		ug/L			01/30/20 20:39	1
Dibromochloromethane	ND		0.20		ug/L			01/30/20 20:39	1
Dibromomethane	ND		0.20		ug/L			01/30/20 20:39	1
Ethylbenzene	ND		0.20		ug/L			01/30/20 20:39	1
m,p-Xylene	ND		0.50		ug/L			01/30/20 20:39	1
Methyl iodide	ND		0.50		ug/L			01/30/20 20:39	1
Methylene Chloride	ND		5.0		ug/L			01/30/20 20:39	1
o-Xylene	ND		0.50		ug/L			01/30/20 20:39	1
Styrene	ND		0.50		ug/L			01/30/20 20:39	1
Tetrachloroethene	ND		0.50		ug/L			01/30/20 20:39	1
Toluene	ND		0.20		ug/L			01/30/20 20:39	1
trans-1,2-Dichloroethene	ND		0.20		ug/L			01/30/20 20:39	1
trans-1,3-Dichloropropene	ND		0.20		ug/L			01/30/20 20:39	1
trans-1,4-Dichloro-2-butene	ND		2.0		ug/L			01/30/20 20:39	1
Trichloroethene	ND		0.20		ug/L			01/30/20 20:39	1
Trichlorofluoromethane	ND		0.50		ug/L			01/30/20 20:39	1
Vinyl acetate	ND		1.5		ug/L			01/30/20 20:39	1
Vinyl chloride	ND		0.020		ug/L			01/30/20 20:39	1

# Client Sample Results

Client: SCS Engineers  
Project/Site: Coupeville 1Q20

Job ID: 580-92432-1

**Client Sample ID: Trip Blank**

**Lab Sample ID: 580-92432-13**

**Date Collected: 01/29/20 00:01**

**Matrix: Water**

**Date Received: 01/30/20 08:15**

<i>Surrogate</i>	<i>%Recovery</i>	<i>Qualifier</i>	<i>Limits</i>	<i>Prepared</i>	<i>Analyzed</i>	<i>Dil Fac</i>
1,2-Dichloroethane-d4 (Surr)	112		80 - 120		01/30/20 20:39	1
4-Bromofluorobenzene (Surr)	98		80 - 120		01/30/20 20:39	1
Dibromofluoromethane (Surr)	108		80 - 120		01/30/20 20:39	1
Toluene-d8 (Surr)	99		80 - 120		01/30/20 20:39	1
Trifluorotoluene (Surr)	102		80 - 120		01/30/20 20:39	1

# QC Sample Results

Client: SCS Engineers  
Project/Site: Coupeville 1Q20

Job ID: 580-92432-1

## Method: 8260C - Volatile Organic Compounds (GC/MS)

**Lab Sample ID: MB 580-321705/8**  
**Matrix: Water**  
**Analysis Batch: 321705**

**Client Sample ID: Method Blank**  
**Prep Type: Total/NA**

Analyte	MB	MB	RL	MDL	Unit	D	Prepared	Analyzed	Dil Fac
	Result	Qualifier							
1,1,1,2-Tetrachloroethane	ND		0.30		ug/L			01/30/20 20:12	1
1,1,1-Trichloroethane	ND		0.20		ug/L			01/30/20 20:12	1
1,1,2,2-Tetrachloroethane	ND		0.20		ug/L			01/30/20 20:12	1
1,1,2-Trichloroethane	ND		0.20		ug/L			01/30/20 20:12	1
1,1-Dichloroethane	ND		0.20		ug/L			01/30/20 20:12	1
1,1-Dichloroethene	ND		0.20		ug/L			01/30/20 20:12	1
1,2,3-Trichloropropane	ND		0.20		ug/L			01/30/20 20:12	1
1,2-Dibromo-3-Chloropropane	ND		2.0		ug/L			01/30/20 20:12	1
1,2-Dibromoethane	ND		0.10		ug/L			01/30/20 20:12	1
1,2-Dichlorobenzene	ND		0.30		ug/L			01/30/20 20:12	1
1,2-Dichloroethane	ND		0.20		ug/L			01/30/20 20:12	1
1,2-Dichloropropane	ND		0.20		ug/L			01/30/20 20:12	1
1,4-Dichlorobenzene	ND		0.30		ug/L			01/30/20 20:12	1
2-Butanone	ND		10		ug/L			01/30/20 20:12	1
2-Hexanone	ND		3.0		ug/L			01/30/20 20:12	1
4-Methyl-2-pentanone	ND		5.0		ug/L			01/30/20 20:12	1
Acetone	ND		6.0		ug/L			01/30/20 20:12	1
Acrylonitrile	ND		10		ug/L			01/30/20 20:12	1
Benzene	ND		0.20		ug/L			01/30/20 20:12	1
Bromochloromethane	ND		0.20		ug/L			01/30/20 20:12	1
Bromodichloromethane	ND		0.20		ug/L			01/30/20 20:12	1
Bromoform	ND		0.50		ug/L			01/30/20 20:12	1
Bromomethane	ND		0.50		ug/L			01/30/20 20:12	1
Carbon disulfide	ND		0.30		ug/L			01/30/20 20:12	1
Carbon tetrachloride	ND		0.20		ug/L			01/30/20 20:12	1
Chlorobenzene	ND		0.20		ug/L			01/30/20 20:12	1
Chloroethane	ND		0.50		ug/L			01/30/20 20:12	1
Chloroform	ND		0.20		ug/L			01/30/20 20:12	1
Chloromethane	ND		0.50		ug/L			01/30/20 20:12	1
cis-1,2-Dichloroethene	ND		0.20		ug/L			01/30/20 20:12	1
cis-1,3-Dichloropropene	ND		0.20		ug/L			01/30/20 20:12	1
Dibromochloromethane	ND		0.20		ug/L			01/30/20 20:12	1
Dibromomethane	ND		0.20		ug/L			01/30/20 20:12	1
Ethylbenzene	ND		0.20		ug/L			01/30/20 20:12	1
m,p-Xylene	ND		0.50		ug/L			01/30/20 20:12	1
Methyl iodide	ND		0.50		ug/L			01/30/20 20:12	1
Methylene Chloride	ND		5.0		ug/L			01/30/20 20:12	1
o-Xylene	ND		0.50		ug/L			01/30/20 20:12	1
Styrene	ND		0.50		ug/L			01/30/20 20:12	1
Tetrachloroethene	ND		0.50		ug/L			01/30/20 20:12	1
Toluene	ND		0.20		ug/L			01/30/20 20:12	1
trans-1,2-Dichloroethene	ND		0.20		ug/L			01/30/20 20:12	1
trans-1,3-Dichloropropene	ND		0.20		ug/L			01/30/20 20:12	1
trans-1,4-Dichloro-2-butene	ND		2.0		ug/L			01/30/20 20:12	1
Trichloroethene	ND		0.20		ug/L			01/30/20 20:12	1
Trichlorofluoromethane	ND		0.50		ug/L			01/30/20 20:12	1
Vinyl acetate	ND		1.5		ug/L			01/30/20 20:12	1
Vinyl chloride	ND		0.020		ug/L			01/30/20 20:12	1

Eurofins TestAmerica, Seattle

# QC Sample Results

Client: SCS Engineers  
Project/Site: Coupeville 1Q20

Job ID: 580-92432-1

## Method: 8260C - Volatile Organic Compounds (GC/MS) (Continued)

**Lab Sample ID: MB 580-321705/8**  
**Matrix: Water**  
**Analysis Batch: 321705**

**Client Sample ID: Method Blank**  
**Prep Type: Total/NA**

Surrogate	MB MB		Limits	Prepared	Analyzed	Dil Fac
	%Recovery	Qualifier				
1,2-Dichloroethane-d4 (Surr)	109		80 - 120		01/30/20 20:12	1
4-Bromofluorobenzene (Surr)	96		80 - 120		01/30/20 20:12	1
Dibromofluoromethane (Surr)	105		80 - 120		01/30/20 20:12	1
Toluene-d8 (Surr)	101		80 - 120		01/30/20 20:12	1
Trifluorotoluene (Surr)	111		80 - 120		01/30/20 20:12	1

**Lab Sample ID: LCS 580-321705/5**  
**Matrix: Water**  
**Analysis Batch: 321705**

**Client Sample ID: Lab Control Sample**  
**Prep Type: Total/NA**

Analyte	Spike Added	LCS Result	LCS Qualifier	Unit	D	%Rec	%Rec.
							Limits
1,1,1,2-Tetrachloroethane	5.00	5.19		ug/L		104	79 - 127
1,1,1-Trichloroethane	5.00	5.26		ug/L		105	74 - 128
1,1,2,2-Tetrachloroethane	5.00	4.91		ug/L		98	69 - 139
1,1,2-Trichloroethane	5.00	5.11		ug/L		102	80 - 127
1,1-Dichloroethane	5.00	5.13		ug/L		103	74 - 135
1,1-Dichloroethene	5.00	4.82		ug/L		96	71 - 126
1,2,3-Trichloropropane	5.00	5.24		ug/L		105	80 - 127
1,2-Dibromo-3-Chloropropane	5.00	4.81		ug/L		96	69 - 130
1,2-Dibromoethane	5.00	5.29		ug/L		106	80 - 126
1,2-Dichlorobenzene	5.00	5.01		ug/L		100	80 - 129
1,2-Dichloroethane	5.00	5.02		ug/L		100	74 - 130
1,2-Dichloropropane	5.00	5.10		ug/L		102	80 - 130
1,4-Dichlorobenzene	5.00	4.63		ug/L		93	80 - 129
2-Butanone	25.0	25.7		ug/L		103	64 - 136
2-Hexanone	25.0	25.9		ug/L		104	67 - 144
4-Methyl-2-pentanone	25.0	25.3		ug/L		101	65 - 137
Acetone	25.0	28.3		ug/L		113	49 - 150
Acrylonitrile	50.0	54.8		ug/L		110	78 - 126
Benzene	5.00	5.15		ug/L		103	73 - 133
Bromochloromethane	5.00	5.26		ug/L		105	79 - 131
Bromodichloromethane	5.00	5.22		ug/L		104	74 - 131
Bromoform	5.00	5.21		ug/L		104	69 - 137
Bromomethane	5.00	5.05		ug/L		101	68 - 120
Carbon disulfide	5.00	4.76		ug/L		95	65 - 128
Carbon tetrachloride	5.00	5.23		ug/L		105	71 - 132
Chlorobenzene	5.00	4.91		ug/L		98	80 - 123
Chloroethane	5.00	5.10		ug/L		102	49 - 135
Chloroform	5.00	5.12		ug/L		102	80 - 130
Chloromethane	5.00	4.74		ug/L		95	32 - 143
cis-1,2-Dichloroethene	5.00	5.30		ug/L		106	72 - 130
cis-1,3-Dichloropropene	5.00	4.62		ug/L		92	66 - 141
Dibromochloromethane	5.00	4.82		ug/L		96	76 - 131
Dibromomethane	5.00	5.15		ug/L		103	65 - 141
Ethylbenzene	5.00	5.47		ug/L		109	80 - 130
m,p-Xylene	5.00	5.56		ug/L		111	78 - 130
Methyl iodide	5.00	4.94		ug/L		99	60 - 133
Methylene Chloride	5.00	5.44		ug/L		109	75 - 134

Eurofins TestAmerica, Seattle

# QC Sample Results

Client: SCS Engineers  
Project/Site: Coupeville 1Q20

Job ID: 580-92432-1

## Method: 8260C - Volatile Organic Compounds (GC/MS) (Continued)

**Lab Sample ID: LCS 580-321705/5**  
**Matrix: Water**  
**Analysis Batch: 321705**

**Client Sample ID: Lab Control Sample**  
**Prep Type: Total/NA**

Analyte	Spike Added	LCS Result	LCS Qualifier	Unit	D	%Rec	%Rec. Limits
o-Xylene	5.00	4.54		ug/L		91	80 - 139
Styrene	5.00	5.13		ug/L		103	74 - 136
Tetrachloroethene	5.00	4.95		ug/L		99	75 - 131
Toluene	5.00	5.10		ug/L		102	80 - 126
trans-1,2-Dichloroethene	5.00	5.20		ug/L		104	63 - 133
trans-1,3-Dichloropropene	5.00	4.98		ug/L		100	71 - 128
trans-1,4-Dichloro-2-butene	5.00	4.58		ug/L		92	45 - 144
Trichloroethene	5.00	5.03		ug/L		101	72 - 136
Trichlorofluoromethane	5.00	4.94		ug/L		99	60 - 132
Vinyl acetate	12.5	11.6		ug/L		93	50 - 150
Vinyl chloride	5.00	5.00		ug/L		100	52 - 128

Surrogate	LCS %Recovery	LCS Qualifier	Limits
1,2-Dichloroethane-d4 (Surr)	103		80 - 120
4-Bromofluorobenzene (Surr)	103		80 - 120
Dibromofluoromethane (Surr)	100		80 - 120
Toluene-d8 (Surr)	102		80 - 120
Trifluorotoluene (Surr)	95		80 - 120

**Lab Sample ID: LCSD 580-321705/6**  
**Matrix: Water**  
**Analysis Batch: 321705**

**Client Sample ID: Lab Control Sample Dup**  
**Prep Type: Total/NA**

Analyte	Spike Added	LCSD Result	LCSD Qualifier	Unit	D	%Rec	%Rec. Limits	RPD	RPD Limit
1,1,1,2-Tetrachloroethane	5.00	5.20		ug/L		104	79 - 127	0	20
1,1,1-Trichloroethane	5.00	5.19		ug/L		104	74 - 128	1	14
1,1,1,2-Tetrachloroethane	5.00	5.02		ug/L		100	69 - 139	2	22
1,1,2-Trichloroethane	5.00	5.16		ug/L		103	80 - 127	1	19
1,1-Dichloroethane	5.00	5.07		ug/L		101	74 - 135	1	20
1,1-Dichloroethene	5.00	4.80		ug/L		96	71 - 126	0	17
1,2,3-Trichloropropane	5.00	5.26		ug/L		105	80 - 127	0	20
1,2-Dibromo-3-Chloropropane	5.00	4.99		ug/L		100	69 - 130	4	26
1,2-Dibromoethane	5.00	5.43		ug/L		109	80 - 126	3	20
1,2-Dichlorobenzene	5.00	5.09		ug/L		102	80 - 129	1	14
1,2-Dichloroethane	5.00	5.06		ug/L		101	74 - 130	1	15
1,2-Dichloropropane	5.00	5.16		ug/L		103	80 - 130	1	14
1,4-Dichlorobenzene	5.00	4.70		ug/L		94	80 - 129	1	11
2-Butanone	25.0	29.6		ug/L		118	64 - 136	14	23
2-Hexanone	25.0	29.9		ug/L		119	67 - 144	14	21
4-Methyl-2-pentanone	25.0	26.6		ug/L		106	65 - 137	5	24
Acetone	25.0	37.7	*	ug/L		151	49 - 150	28	24
Acrylonitrile	50.0	55.8		ug/L		112	78 - 126	2	14
Benzene	5.00	5.13		ug/L		103	73 - 133	0	20
Bromochloromethane	5.00	5.26		ug/L		105	79 - 131	0	20
Bromodichloromethane	5.00	5.25		ug/L		105	74 - 131	1	20
Bromoform	5.00	5.19		ug/L		104	69 - 137	0	20
Bromomethane	5.00	5.02		ug/L		100	68 - 120	1	18
Carbon disulfide	5.00	4.72		ug/L		94	65 - 128	1	23

Eurofins TestAmerica, Seattle

# QC Sample Results

Client: SCS Engineers  
Project/Site: Coupeville 1Q20

Job ID: 580-92432-1

## Method: 8260C - Volatile Organic Compounds (GC/MS) (Continued)

**Lab Sample ID: LCSD 580-321705/6**  
**Matrix: Water**  
**Analysis Batch: 321705**

**Client Sample ID: Lab Control Sample Dup**  
**Prep Type: Total/NA**

Analyte	Spike Added	LCSD Result	LCSD Qualifier	Unit	D	%Rec	%Rec. Limits	RPD	RPD Limit
Carbon tetrachloride	5.00	5.19		ug/L		104	71 - 132	1	15
Chlorobenzene	5.00	4.87		ug/L		97	80 - 123	1	12
Chloroethane	5.00	5.02		ug/L		100	49 - 135	2	27
Chloroform	5.00	5.13		ug/L		103	80 - 130	0	20
Chloromethane	5.00	4.58		ug/L		92	32 - 143	3	23
cis-1,2-Dichloroethene	5.00	5.26		ug/L		105	72 - 130	1	20
cis-1,3-Dichloropropene	5.00	4.73		ug/L		95	66 - 141	2	22
Dibromochloromethane	5.00	4.90		ug/L		98	76 - 131	2	20
Dibromomethane	5.00	5.12		ug/L		102	65 - 141	1	20
Ethylbenzene	5.00	5.50		ug/L		110	80 - 130	0	20
m,p-Xylene	5.00	5.59		ug/L		112	78 - 130	1	20
Methyl iodide	5.00	4.98		ug/L		100	60 - 133	1	15
Methylene Chloride	5.00	5.44		ug/L		109	75 - 134	0	18
o-Xylene	5.00	4.54		ug/L		91	80 - 139	0	20
Styrene	5.00	5.16		ug/L		103	74 - 136	0	20
Tetrachloroethene	5.00	4.87		ug/L		97	75 - 131	2	20
Toluene	5.00	5.09		ug/L		102	80 - 126	0	20
trans-1,2-Dichloroethene	5.00	5.17		ug/L		103	63 - 133	1	17
trans-1,3-Dichloropropene	5.00	5.16		ug/L		103	71 - 128	4	21
trans-1,4-Dichloro-2-butene	5.00	4.76		ug/L		95	45 - 144	4	31
Trichloroethene	5.00	5.09		ug/L		102	72 - 136	1	14
Trichlorofluoromethane	5.00	4.93		ug/L		99	60 - 132	0	20
Vinyl acetate	12.5	11.5		ug/L		92	50 - 150	1	29
Vinyl chloride	5.00	4.87		ug/L		97	52 - 128	3	21

Surrogate	LCSD %Recovery	LCSD Qualifier	LCSD Limits
1,2-Dichloroethane-d4 (Surr)	103		80 - 120
4-Bromofluorobenzene (Surr)	102		80 - 120
Dibromofluoromethane (Surr)	102		80 - 120
Toluene-d8 (Surr)	102		80 - 120
Trifluorotoluene (Surr)	97		80 - 120

**Lab Sample ID: MB 580-322015/8**  
**Matrix: Water**  
**Analysis Batch: 322015**

**Client Sample ID: Method Blank**  
**Prep Type: Total/NA**

Analyte	MB Result	MB Qualifier	RL	MDL	Unit	D	Prepared	Analyzed	Dil Fac
Trichlorofluoromethane	ND		0.50		ug/L			02/05/20 13:22	1

Surrogate	MB %Recovery	MB Qualifier	MB Limits	Prepared	Analyzed	Dil Fac
1,2-Dichloroethane-d4 (Surr)	113		80 - 120		02/05/20 13:22	1
4-Bromofluorobenzene (Surr)	99		80 - 120		02/05/20 13:22	1
Dibromofluoromethane (Surr)	113		80 - 120		02/05/20 13:22	1
Toluene-d8 (Surr)	100		80 - 120		02/05/20 13:22	1
Trifluorotoluene (Surr)	106		80 - 120		02/05/20 13:22	1

Eurofins TestAmerica, Seattle

# QC Sample Results

Client: SCS Engineers  
Project/Site: Coupeville 1Q20

Job ID: 580-92432-1

## Method: 8260C - Volatile Organic Compounds (GC/MS) (Continued)

**Lab Sample ID: LCS 580-322015/5**  
**Matrix: Water**  
**Analysis Batch: 322015**

**Client Sample ID: Lab Control Sample**  
**Prep Type: Total/NA**

Analyte	Spike Added	LCS Result	LCS Qualifier	Unit	D	%Rec	%Rec. Limits
Trichlorofluoromethane	5.00	5.00		ug/L		100	60 - 132
<b>LCS LCS</b>							
<b>Surrogate</b>	<b>%Recovery</b>	<b>Qualifier</b>	<b>Limits</b>				
1,2-Dichloroethane-d4 (Surr)	103		80 - 120				
4-Bromofluorobenzene (Surr)	101		80 - 120				
Dibromofluoromethane (Surr)	102		80 - 120				
Toluene-d8 (Surr)	101		80 - 120				
Trifluorotoluene (Surr)	99		80 - 120				

**Lab Sample ID: LCSD 580-322015/6**  
**Matrix: Water**  
**Analysis Batch: 322015**

**Client Sample ID: Lab Control Sample Dup**  
**Prep Type: Total/NA**

Analyte	Spike Added	LCSD Result	LCSD Qualifier	Unit	D	%Rec	%Rec. Limits	RPD	RPD Limit
Trichlorofluoromethane	5.00	4.90		ug/L		98	60 - 132	2	20
<b>LCSD LCSD</b>									
<b>Surrogate</b>	<b>%Recovery</b>	<b>Qualifier</b>	<b>Limits</b>						
1,2-Dichloroethane-d4 (Surr)	104		80 - 120						
4-Bromofluorobenzene (Surr)	101		80 - 120						
Dibromofluoromethane (Surr)	102		80 - 120						
Toluene-d8 (Surr)	101		80 - 120						
Trifluorotoluene (Surr)	97		80 - 120						

## Method: 6010C - Metals (ICP)

**Lab Sample ID: MB 580-321855/24-A**  
**Matrix: Water**  
**Analysis Batch: 322043**

**Client Sample ID: Method Blank**  
**Prep Type: Total Recoverable**  
**Prep Batch: 321855**

Analyte	MB Result	MB Qualifier	RL	MDL	Unit	D	Prepared	Analyzed	Dil Fac
Calcium	ND		1.1		mg/L		02/03/20 10:54	02/04/20 13:52	1
Iron	ND		0.30		mg/L		02/03/20 10:54	02/04/20 13:52	1
Magnesium	ND		1.1		mg/L		02/03/20 10:54	02/04/20 13:52	1
Manganese	ND		0.020		mg/L		02/03/20 10:54	02/04/20 13:52	1
Potassium	ND		3.3		mg/L		02/03/20 10:54	02/04/20 13:52	1
Sodium	ND		2.0		mg/L		02/03/20 10:54	02/04/20 13:52	1

**Lab Sample ID: LCS 580-321855/25-A**  
**Matrix: Water**  
**Analysis Batch: 322043**

**Client Sample ID: Lab Control Sample**  
**Prep Type: Total Recoverable**  
**Prep Batch: 321855**

Analyte	Spike Added	LCS Result	LCS Qualifier	Unit	D	%Rec	%Rec. Limits
Calcium	20.0	20.2		mg/L		101	80 - 120
Iron	20.0	20.4		mg/L		102	80 - 120
Magnesium	20.0	20.8		mg/L		104	80 - 120
Manganese	1.00	0.945		mg/L		95	80 - 120
Potassium	20.0	19.4		mg/L		97	80 - 120
Sodium	20.0	20.3		mg/L		101	80 - 120

Eurofins TestAmerica, Seattle

# QC Sample Results

Client: SCS Engineers  
Project/Site: Coupeville 1Q20

Job ID: 580-92432-1

## Method: 6010C - Metals (ICP) (Continued)

**Lab Sample ID: LCSD 580-321855/26-A**  
**Matrix: Water**  
**Analysis Batch: 322043**

**Client Sample ID: Lab Control Sample Dup**  
**Prep Type: Total Recoverable**  
**Prep Batch: 321855**

Analyte	Spike Added	LCSD Result	LCSD Qualifier	Unit	D	%Rec	Limits	RPD	RPD Limit	
									%Rec.	RPD
Calcium	20.0	20.2		mg/L		101	80 - 120	0	20	
Iron	20.0	20.2		mg/L		101	80 - 120	1	20	
Magnesium	20.0	20.8		mg/L		104	80 - 120	0	20	
Manganese	1.00	0.960		mg/L		96	80 - 120	2	20	
Potassium	20.0	19.3		mg/L		97	80 - 120	0	20	
Sodium	20.0	20.1		mg/L		101	80 - 120	1	20	

**Lab Sample ID: 580-92432-1 MS**  
**Matrix: Water**  
**Analysis Batch: 322043**

**Client Sample ID: 0120-01**  
**Prep Type: Dissolved**  
**Prep Batch: 321855**

Analyte	Sample Result	Sample Qualifier	Spike Added	MS Result	MS Qualifier	Unit	D	%Rec	Limits	RPD Limit	
										%Rec.	RPD
Calcium	110		20.0	127	4	mg/L		102	75 - 125		
Iron	1.0		20.0	21.8		mg/L		104	75 - 125		
Magnesium	62		20.0	82.1		mg/L		103	75 - 125		
Manganese	0.083		1.00	1.04		mg/L		96	75 - 125		
Potassium	7.6		20.0	27.6		mg/L		100	75 - 125		
Sodium	31		20.0	51.4		mg/L		102	75 - 125		

**Lab Sample ID: 580-92432-1 MSD**  
**Matrix: Water**  
**Analysis Batch: 322043**

**Client Sample ID: 0120-01**  
**Prep Type: Dissolved**  
**Prep Batch: 321855**

Analyte	Sample Result	Sample Qualifier	Spike Added	MSD Result	MSD Qualifier	Unit	D	%Rec	Limits	RPD Limit	
										%Rec.	RPD
Calcium	110		20.0	122	4	mg/L		79	75 - 125	4	20
Iron	1.0		20.0	20.6		mg/L		98	75 - 125	6	20
Magnesium	62		20.0	78.4		mg/L		84	75 - 125	5	20
Manganese	0.083		1.00	1.05		mg/L		97	75 - 125	1	20
Potassium	7.6		20.0	26.1		mg/L		93	75 - 125	6	20
Sodium	31		20.0	48.8		mg/L		89	75 - 125	5	20

**Lab Sample ID: 580-92432-1 DU**  
**Matrix: Water**  
**Analysis Batch: 322043**

**Client Sample ID: 0120-01**  
**Prep Type: Dissolved**  
**Prep Batch: 321855**

Analyte	Sample Result	Sample Qualifier	DU Result	DU Qualifier	Unit	D	RPD	RPD Limit	
								RPD	Limit
Calcium	110		108		mg/L		1	20	
Iron	1.0		1.08		mg/L		4	20	
Magnesium	62		62.5		mg/L		2	20	
Manganese	0.083		0.0812		mg/L		2	20	
Potassium	7.6		7.62		mg/L		0.8	20	
Sodium	31		31.3		mg/L		1	20	

# QC Sample Results

Client: SCS Engineers  
Project/Site: Coupeville 1Q20

Job ID: 580-92432-1

## Method: 6020A - Metals (ICP/MS)

**Lab Sample ID: MB 580-321885/18-A**  
**Matrix: Water**  
**Analysis Batch: 321933**

**Client Sample ID: Method Blank**  
**Prep Type: Total Recoverable**  
**Prep Batch: 321885**

Analyte	MB Result	MB Qualifier	RL	MDL	Unit	D	Prepared	Analyzed	Dil Fac
Antimony	ND		0.00080		mg/L		02/03/20 13:38	02/04/20 08:31	1
Arsenic	ND		0.0010		mg/L		02/03/20 13:38	02/04/20 08:31	1
Barium	ND		0.0012		mg/L		02/03/20 13:38	02/04/20 08:31	1
Beryllium	ND		0.00040		mg/L		02/03/20 13:38	02/04/20 08:31	1
Cadmium	ND		0.00080		mg/L		02/03/20 13:38	02/04/20 08:31	1
Chromium	ND		0.00080		mg/L		02/03/20 13:38	02/04/20 08:31	1
Cobalt	ND		0.00040		mg/L		02/03/20 13:38	02/04/20 08:31	1
Copper	ND		0.0020		mg/L		02/03/20 13:38	02/04/20 08:31	1
Lead	ND		0.00080		mg/L		02/03/20 13:38	02/04/20 08:31	1
Nickel	ND		0.0030		mg/L		02/03/20 13:38	02/04/20 08:31	1
Selenium	ND		0.0080		mg/L		02/03/20 13:38	02/04/20 08:31	1
Silver	ND		0.00040		mg/L		02/03/20 13:38	02/04/20 08:31	1
Thallium	ND		0.0010		mg/L		02/03/20 13:38	02/04/20 08:31	1
Vanadium	ND		0.0040		mg/L		02/03/20 13:38	02/04/20 08:31	1
Zinc	ND		0.0070		mg/L		02/03/20 13:38	02/04/20 08:31	1

**Lab Sample ID: LCS 580-321885/19-A**  
**Matrix: Water**  
**Analysis Batch: 321933**

**Client Sample ID: Lab Control Sample**  
**Prep Type: Total Recoverable**  
**Prep Batch: 321885**

Analyte	Spike Added	LCS Result	LCS Qualifier	Unit	D	%Rec	%Rec. Limits
Antimony	1.00	1.02		mg/L		102	80 - 120
Arsenic	1.00	0.993		mg/L		99	80 - 120
Barium	1.00	0.962		mg/L		96	80 - 120
Beryllium	1.00	0.948		mg/L		95	80 - 120
Cadmium	1.00	0.983		mg/L		98	80 - 120
Chromium	1.00	0.985		mg/L		99	80 - 120
Cobalt	1.00	1.00		mg/L		100	80 - 120
Copper	1.00	1.00		mg/L		100	80 - 120
Lead	1.00	0.935		mg/L		93	80 - 120
Nickel	1.00	0.989		mg/L		99	80 - 120
Selenium	1.00	0.983		mg/L		98	80 - 120
Silver	1.00	0.998		mg/L		100	80 - 120
Thallium	1.00	0.944		mg/L		94	80 - 120
Vanadium	1.00	0.984		mg/L		98	80 - 120
Zinc	1.00	1.01		mg/L		101	80 - 120

**Lab Sample ID: LCSD 580-321885/20-A**  
**Matrix: Water**  
**Analysis Batch: 321933**

**Client Sample ID: Lab Control Sample Dup**  
**Prep Type: Total Recoverable**  
**Prep Batch: 321885**

Analyte	Spike Added	LCSD Result	LCSD Qualifier	Unit	D	%Rec	%Rec. Limits	RPD	Limit
Antimony	1.00	1.05		mg/L		105	80 - 120	2	20
Arsenic	1.00	0.991		mg/L		99	80 - 120	0	20
Barium	1.00	0.968		mg/L		97	80 - 120	1	20
Beryllium	1.00	0.952		mg/L		95	80 - 120	0	20
Cadmium	1.00	1.03		mg/L		103	80 - 120	5	20
Chromium	1.00	0.985		mg/L		99	80 - 120	0	20
Cobalt	1.00	0.994		mg/L		99	80 - 120	1	20

Eurofins TestAmerica, Seattle

# QC Sample Results

Client: SCS Engineers  
Project/Site: Coupeville 1Q20

Job ID: 580-92432-1

## Method: 6020A - Metals (ICP/MS) (Continued)

**Lab Sample ID: LCSD 580-321885/20-A**  
**Matrix: Water**  
**Analysis Batch: 321933**

**Client Sample ID: Lab Control Sample Dup**  
**Prep Type: Total Recoverable**  
**Prep Batch: 321885**

Analyte	Spike Added	LCSD Result	LCSD Qualifier	Unit	D	%Rec	%Rec. Limits	RPD	RPD Limit
Copper	1.00	0.988		mg/L		99	80 - 120	1	20
Lead	1.00	0.943		mg/L		94	80 - 120	1	20
Nickel	1.00	0.985		mg/L		99	80 - 120	0	20
Selenium	1.00	0.998		mg/L		100	80 - 120	2	20
Silver	1.00	1.01		mg/L		101	80 - 120	2	20
Thallium	1.00	0.952		mg/L		95	80 - 120	1	20
Vanadium	1.00	0.974		mg/L		97	80 - 120	1	20
Zinc	1.00	0.996		mg/L		100	80 - 120	1	20

**Lab Sample ID: 580-92432-1 MS**  
**Matrix: Water**  
**Analysis Batch: 321933**

**Client Sample ID: 0120-01**  
**Prep Type: Total Recoverable**  
**Prep Batch: 321885**

Analyte	Sample Result	Sample Qualifier	Spike Added	MS Result	MS Qualifier	Unit	D	%Rec	%Rec. Limits
Antimony	ND		1.00	1.04		mg/L		104	80 - 120
Arsenic	0.0059		1.00	1.03		mg/L		102	80 - 120
Barium	0.046		1.00	1.02		mg/L		97	80 - 120
Beryllium	ND		1.00	0.962		mg/L		96	80 - 120
Cadmium	ND		1.00	1.02		mg/L		102	80 - 120
Chromium	ND		1.00	1.02		mg/L		102	80 - 120
Cobalt	ND		1.00	1.02		mg/L		102	80 - 120
Copper	ND		1.00	1.01		mg/L		101	80 - 120
Lead	ND		1.00	0.953		mg/L		95	80 - 120
Nickel	ND		1.00	1.01		mg/L		101	80 - 120
Selenium	ND		1.00	0.994		mg/L		99	80 - 120
Silver	ND		1.00	1.01		mg/L		101	80 - 120
Thallium	ND		1.00	0.963		mg/L		96	80 - 120
Vanadium	ND		1.00	1.02		mg/L		102	80 - 120
Zinc	ND		1.00	1.02		mg/L		102	80 - 120

**Lab Sample ID: 580-92432-1 MSD**  
**Matrix: Water**  
**Analysis Batch: 321933**

**Client Sample ID: 0120-01**  
**Prep Type: Total Recoverable**  
**Prep Batch: 321885**

Analyte	Sample Result	Sample Qualifier	Spike Added	MSD Result	MSD Qualifier	Unit	D	%Rec	%Rec. Limits	RPD	RPD Limit
Antimony	ND		1.00	1.02		mg/L		102	80 - 120	2	20
Arsenic	0.0059		1.00	0.999		mg/L		99	80 - 120	3	20
Barium	0.046		1.00	1.02		mg/L		97	80 - 120	0	20
Beryllium	ND		1.00	0.938		mg/L		94	80 - 120	3	20
Cadmium	ND		1.00	0.980		mg/L		98	80 - 120	4	20
Chromium	ND		1.00	0.968		mg/L		97	80 - 120	5	20
Cobalt	ND		1.00	0.980		mg/L		98	80 - 120	4	20
Copper	ND		1.00	0.973		mg/L		97	80 - 120	4	20
Lead	ND		1.00	0.943		mg/L		94	80 - 120	1	20
Nickel	ND		1.00	0.978		mg/L		98	80 - 120	3	20
Selenium	ND		1.00	0.972		mg/L		97	80 - 120	2	20
Silver	ND		1.00	0.991		mg/L		99	80 - 120	2	20
Thallium	ND		1.00	0.951		mg/L		95	80 - 120	1	20
Vanadium	ND		1.00	0.982		mg/L		98	80 - 120	4	20

Eurofins TestAmerica, Seattle

# QC Sample Results

Client: SCS Engineers  
Project/Site: Coupeville 1Q20

Job ID: 580-92432-1

## Method: 6020A - Metals (ICP/MS) (Continued)

**Lab Sample ID: 580-92432-1 MSD**  
**Matrix: Water**  
**Analysis Batch: 321933**

**Client Sample ID: 0120-01**  
**Prep Type: Total Recoverable**  
**Prep Batch: 321885**

Analyte	Sample Result	Sample Qualifier	Spike Added	MSD Result	MSD Qualifier	Unit	D	%Rec	%Rec. Limits	RPD	RPD Limit
Zinc	ND		1.00	1.07		mg/L		107	80 - 120	4	20

**Lab Sample ID: 580-92432-1 DU**  
**Matrix: Water**  
**Analysis Batch: 321933**

**Client Sample ID: 0120-01**  
**Prep Type: Total Recoverable**  
**Prep Batch: 321885**

Analyte	Sample Result	Sample Qualifier	DU Result	DU Qualifier	Unit	D	RPD	RPD Limit
Antimony	ND		ND		mg/L		NC	20
Arsenic	0.0059		0.00604		mg/L		3	20
Barium	0.046		0.0457		mg/L		0	20
Beryllium	ND		ND		mg/L		NC	20
Cadmium	ND		ND		mg/L		NC	20
Chromium	ND		ND		mg/L		NC	20
Cobalt	ND		ND		mg/L		NC	20
Copper	ND		ND		mg/L		NC	20
Lead	ND		ND		mg/L		NC	20
Nickel	ND		ND		mg/L		NC	20
Selenium	ND		ND		mg/L		NC	20
Silver	ND		ND		mg/L		NC	20
Thallium	ND		ND		mg/L		NC	20
Vanadium	ND		ND		mg/L		NC	20
Zinc	ND		ND		mg/L		NC	20

## Method: 300.0 - Anions, Ion Chromatography

**Lab Sample ID: MB 580-321746/3**  
**Matrix: Water**  
**Analysis Batch: 321746**

**Client Sample ID: Method Blank**  
**Prep Type: Total/NA**

Analyte	MB Result	MB Qualifier	RL	MDL	Unit	D	Prepared	Analyzed	Dil Fac
Nitrate Nitrite as N	ND		0.40		mg/L			01/30/20 11:30	1

**Lab Sample ID: LCS 580-321746/4**  
**Matrix: Water**  
**Analysis Batch: 321746**

**Client Sample ID: Lab Control Sample**  
**Prep Type: Total/NA**

Analyte	Spike Added	LCS Result	LCS Qualifier	Unit	D	%Rec	%Rec. Limits
Nitrate Nitrite as N	10.0	9.93		mg/L		99	90 - 110

**Lab Sample ID: LCSD 580-321746/5**  
**Matrix: Water**  
**Analysis Batch: 321746**

**Client Sample ID: Lab Control Sample Dup**  
**Prep Type: Total/NA**

Analyte	Spike Added	LCSD Result	LCSD Qualifier	Unit	D	%Rec	%Rec. Limits	RPD	RPD Limit
Nitrate Nitrite as N	10.0	9.94		mg/L		99	90 - 110	0	15

# QC Sample Results

Client: SCS Engineers  
Project/Site: Coupeville 1Q20

Job ID: 580-92432-1

## Method: 300.0 - Anions, Ion Chromatography (Continued)

**Lab Sample ID: 580-92432-12 MS**  
**Matrix: Water**  
**Analysis Batch: 321746**

**Client Sample ID: 0120-12**  
**Prep Type: Total/NA**

Analyte	Sample Result	Sample Qualifier	Spike Added	MS Result	MS Qualifier	Unit	D	%Rec	%Rec. Limits
Nitrate Nitrite as N	ND		10.0	10.0		mg/L		97	90 - 110

**Lab Sample ID: 580-92432-12 MSD**  
**Matrix: Water**  
**Analysis Batch: 321746**

**Client Sample ID: 0120-12**  
**Prep Type: Total/NA**

Analyte	Sample Result	Sample Qualifier	Spike Added	MSD Result	MSD Qualifier	Unit	D	%Rec	%Rec. Limits	RPD	RPD Limit
Nitrate Nitrite as N	ND		10.0	10.1		mg/L		98	90 - 110	1	15

**Lab Sample ID: MB 580-321747/3**  
**Matrix: Water**  
**Analysis Batch: 321747**

**Client Sample ID: Method Blank**  
**Prep Type: Total/NA**

Analyte	MB Result	MB Qualifier	RL	MDL	Unit	D	Prepared	Analyzed	Dil Fac
Fluoride	ND		0.20		mg/L			01/30/20 11:30	1
Chloride	ND		0.90		mg/L			01/30/20 11:30	1
Sulfate	ND		1.2		mg/L			01/30/20 11:30	1

**Lab Sample ID: LCS 580-321747/4**  
**Matrix: Water**  
**Analysis Batch: 321747**

**Client Sample ID: Lab Control Sample**  
**Prep Type: Total/NA**

Analyte	Spike Added	LCS Result	LCS Qualifier	Unit	D	%Rec	%Rec. Limits
Fluoride	5.00	5.00		mg/L		100	90 - 110
Chloride	50.0	51.9		mg/L		104	90 - 110
Sulfate	50.0	50.3		mg/L		101	90 - 110

**Lab Sample ID: LCSD 580-321747/5**  
**Matrix: Water**  
**Analysis Batch: 321747**

**Client Sample ID: Lab Control Sample Dup**  
**Prep Type: Total/NA**

Analyte	Spike Added	LCSD Result	LCSD Qualifier	Unit	D	%Rec	%Rec. Limits	RPD	RPD Limit
Fluoride	5.00	5.08		mg/L		102	90 - 110	2	15
Chloride	50.0	52.0		mg/L		104	90 - 110	0	15
Sulfate	50.0	50.3		mg/L		101	90 - 110	0	15

**Lab Sample ID: 580-92432-12 MS**  
**Matrix: Water**  
**Analysis Batch: 321747**

**Client Sample ID: 0120-12**  
**Prep Type: Total/NA**

Analyte	Sample Result	Sample Qualifier	Spike Added	MS Result	MS Qualifier	Unit	D	%Rec	%Rec. Limits
Fluoride	ND		5.00	4.85		mg/L		96	90 - 110
Chloride	67		50.0	112		mg/L		91	90 - 110
Sulfate	56		50.0	106		mg/L		101	90 - 110

# QC Sample Results

Client: SCS Engineers  
Project/Site: Coupeville 1Q20

Job ID: 580-92432-1

## Method: 300.0 - Anions, Ion Chromatography (Continued)

**Lab Sample ID: 580-92432-12 MSD**  
**Matrix: Water**  
**Analysis Batch: 321747**

**Client Sample ID: 0120-12**  
**Prep Type: Total/NA**

Analyte	Sample Result	Sample Qualifier	Spike Added	MSD Result	MSD Qualifier	Unit	D	%Rec	%Rec. Limits	RPD	RPD Limit
Fluoride	ND		5.00	4.94		mg/L		98	90 - 110	2	15
Chloride	67		50.0	113		mg/L		93	90 - 110	1	15
Sulfate	56		50.0	107		mg/L		103	90 - 110	1	15

## Method: 350.1 - Nitrogen, Ammonia

**Lab Sample ID: MB 580-321914/1-A**  
**Matrix: Water**  
**Analysis Batch: 321915**

**Client Sample ID: Method Blank**  
**Prep Type: Total/NA**  
**Prep Batch: 321914**

Analyte	MB Result	MB Qualifier	RL	MDL	Unit	D	Prepared	Analyzed	Dil Fac
Ammonia	ND		0.50		mg/L		02/03/20 18:43	02/03/20 18:46	1

**Lab Sample ID: LCS 580-321914/2-A**  
**Matrix: Water**  
**Analysis Batch: 321915**

**Client Sample ID: Lab Control Sample**  
**Prep Type: Total/NA**  
**Prep Batch: 321914**

Analyte	Spike Added	LCS Result	LCS Qualifier	Unit	D	%Rec	%Rec. Limits
Ammonia	2.00	2.03		mg/L		102	90 - 110

**Lab Sample ID: 580-92432-1 MS**  
**Matrix: Water**  
**Analysis Batch: 321915**

**Client Sample ID: 0120-01**  
**Prep Type: Total/NA**  
**Prep Batch: 321914**

Analyte	Sample Result	Sample Qualifier	Spike Added	MS Result	MS Qualifier	Unit	D	%Rec	%Rec. Limits
Ammonia	ND	F1	2.00	2.48	F1	mg/L		124	90 - 110

**Lab Sample ID: 580-92432-1 MSD**  
**Matrix: Water**  
**Analysis Batch: 321915**

**Client Sample ID: 0120-01**  
**Prep Type: Total/NA**  
**Prep Batch: 321914**

Analyte	Sample Result	Sample Qualifier	Spike Added	MSD Result	MSD Qualifier	Unit	D	%Rec	%Rec. Limits	RPD	RPD Limit
Ammonia	ND	F1	2.00	2.53	F1	mg/L		127	90 - 110	2	20

**Lab Sample ID: 580-92432-1 DU**  
**Matrix: Water**  
**Analysis Batch: 321915**

**Client Sample ID: 0120-01**  
**Prep Type: Total/NA**  
**Prep Batch: 321914**

Analyte	Sample Result	Sample Qualifier	DU Result	DU Qualifier	Unit	D	RPD	RPD Limit
Ammonia	ND	F1	ND		mg/L		NC	20

## Method: 353.2 - Nitrogen, Nitrate-Nitrite

**Lab Sample ID: MB 580-322500/12**  
**Matrix: Water**  
**Analysis Batch: 322500**

**Client Sample ID: Method Blank**  
**Prep Type: Total/NA**

Analyte	MB Result	MB Qualifier	RL	MDL	Unit	D	Prepared	Analyzed	Dil Fac
Nitrate Nitrite as N	ND		0.15		mg/L			02/11/20 14:25	1

Eurofins TestAmerica, Seattle

# QC Sample Results

Client: SCS Engineers  
Project/Site: Coupeville 1Q20

Job ID: 580-92432-1

## Method: 353.2 - Nitrogen, Nitrate-Nitrite (Continued)

**Lab Sample ID: LCS 580-322500/13**  
**Matrix: Water**  
**Analysis Batch: 322500**

**Client Sample ID: Lab Control Sample**  
**Prep Type: Total/NA**

Analyte	Spike Added	LCS Result	LCS Qualifier	Unit	D	%Rec	%Rec. Limits
Nitrate Nitrite as N	1.00	1.03		mg/L		103	90 - 110

**Lab Sample ID: LCSD 580-322500/14**  
**Matrix: Water**  
**Analysis Batch: 322500**

**Client Sample ID: Lab Control Sample Dup**  
**Prep Type: Total/NA**

Analyte	Spike Added	LCSD Result	LCSD Qualifier	Unit	D	%Rec	%Rec. Limits	RPD	RPD Limit
Nitrate Nitrite as N	1.00	0.999		mg/L		100	90 - 110	3	20

**Lab Sample ID: 580-92432-1 MS**  
**Matrix: Water**  
**Analysis Batch: 322500**

**Client Sample ID: 0120-01**  
**Prep Type: Total/NA**

Analyte	Sample Result	Sample Qualifier	Spike Added	MS Result	MS Qualifier	Unit	D	%Rec	%Rec. Limits
Nitrate Nitrite as N	ND	F1	0.500	0.863	F1	mg/L		173	90 - 110

**Lab Sample ID: 580-92432-1 MSD**  
**Matrix: Water**  
**Analysis Batch: 322500**

**Client Sample ID: 0120-01**  
**Prep Type: Total/NA**

Analyte	Sample Result	Sample Qualifier	Spike Added	MSD Result	MSD Qualifier	Unit	D	%Rec	%Rec. Limits	RPD	RPD Limit
Nitrate Nitrite as N	ND	F1	0.500	0.828	F1	mg/L		166	90 - 110	4	20

**Lab Sample ID: 580-92432-1 DU**  
**Matrix: Water**  
**Analysis Batch: 322500**

**Client Sample ID: 0120-01**  
**Prep Type: Total/NA**

Analyte	Sample Result	Sample Qualifier	Spike Added	DU Result	DU Qualifier	Unit	D	%Rec	%Rec. Limits	RPD	RPD Limit
Nitrate Nitrite as N	ND	F1		ND		mg/L				NC	20

## Method: SM 2320B - Alkalinity

**Lab Sample ID: LCS 580-321910/2**  
**Matrix: Water**  
**Analysis Batch: 321910**

**Client Sample ID: Lab Control Sample**  
**Prep Type: Total/NA**

Analyte	Spike Added	LCS Result	LCS Qualifier	Unit	D	%Rec	%Rec. Limits
Alkalinity	100	94.0		mg/L		94	85 - 115

## Method: SM 2540C - Solids, Total Dissolved (TDS)

**Lab Sample ID: MB 580-321830/1**  
**Matrix: Water**  
**Analysis Batch: 321830**

**Client Sample ID: Method Blank**  
**Prep Type: Total/NA**

Analyte	MB Result	MB Qualifier	RL	RL	Unit	D	Prepared	Analyzed	Dil Fac
Total Dissolved Solids	ND		10		mg/L			02/01/20 16:43	1

# QC Sample Results

Client: SCS Engineers  
Project/Site: Coupeville 1Q20

Job ID: 580-92432-1

## Method: SM 2540C - Solids, Total Dissolved (TDS) (Continued)

Lab Sample ID: LCS 580-321830/2  
Matrix: Water  
Analysis Batch: 321830

Client Sample ID: Lab Control Sample  
Prep Type: Total/NA

Analyte	Spike Added	LCS Result	LCS Qualifier	Unit	D	%Rec	%Rec. Limits
Total Dissolved Solids	1000	973		mg/L		97	80 - 120

## Method: SM 5220D - COD

Lab Sample ID: MB 580-321831/3-A  
Matrix: Water  
Analysis Batch: 321832

Client Sample ID: Method Blank  
Prep Type: Total/NA  
Prep Batch: 321831

Analyte	MB Result	MB Qualifier	RL	RL	Unit	D	Prepared	Analyzed	Dil Fac
Chemical Oxygen Demand	ND		10		mg/L		02/01/20 15:00	02/01/20 15:00	1

Lab Sample ID: LCS 580-321831/4-A  
Matrix: Water  
Analysis Batch: 321832

Client Sample ID: Lab Control Sample  
Prep Type: Total/NA  
Prep Batch: 321831

Analyte	Spike Added	LCS Result	LCS Qualifier	Unit	D	%Rec	%Rec. Limits
Chemical Oxygen Demand	75.0	78.0		mg/L		104	80 - 120

Lab Sample ID: LCSD 580-321831/5-A  
Matrix: Water  
Analysis Batch: 321832

Client Sample ID: Lab Control Sample Dup  
Prep Type: Total/NA  
Prep Batch: 321831

Analyte	Spike Added	LCSD Result	LCSD Qualifier	Unit	D	%Rec	%Rec. Limits	RPD	Limit
Chemical Oxygen Demand	75.0	72.3		mg/L		96	80 - 120	8	20

Lab Sample ID: 580-92432-1 MS  
Matrix: Water  
Analysis Batch: 321832

Client Sample ID: 0120-01  
Prep Type: Total/NA  
Prep Batch: 321831

Analyte	Sample Result	Sample Qualifier	Spike Added	MS Result	MS Qualifier	Unit	D	%Rec	%Rec. Limits
Chemical Oxygen Demand	ND		25.0	23.1		mg/L		92	75 - 125

Lab Sample ID: 580-92432-1 DU  
Matrix: Water  
Analysis Batch: 321832

Client Sample ID: 0120-01  
Prep Type: Total/NA  
Prep Batch: 321831

Analyte	Sample Result	Sample Qualifier	DU Result	DU Qualifier	Unit	D	RPD	Limit
Chemical Oxygen Demand	ND		ND		mg/L		NC	20

Lab Sample ID: MB 580-322277/3-A  
Matrix: Water  
Analysis Batch: 322311

Client Sample ID: Method Blank  
Prep Type: Total/NA  
Prep Batch: 322277

Analyte	MB Result	MB Qualifier	RL	RL	Unit	D	Prepared	Analyzed	Dil Fac
Chemical Oxygen Demand	ND		10		mg/L		02/07/20 11:22	02/07/20 12:50	1

# QC Sample Results

Client: SCS Engineers  
Project/Site: Coupeville 1Q20

Job ID: 580-92432-1

## Method: SM 5220D - COD (Continued)

**Lab Sample ID: LCS 580-322277/4-A**  
**Matrix: Water**  
**Analysis Batch: 322311**

**Client Sample ID: Lab Control Sample**  
**Prep Type: Total/NA**  
**Prep Batch: 322277**  
**%Rec.**

Analyte	Spike Added	LCS Result	LCS Qualifier	Unit	D	%Rec	Limits
Chemical Oxygen Demand	75.0	75.2		mg/L		100	80 - 120

**Lab Sample ID: LCSD 580-322277/5-A**  
**Matrix: Water**  
**Analysis Batch: 322311**

**Client Sample ID: Lab Control Sample Dup**  
**Prep Type: Total/NA**  
**Prep Batch: 322277**  
**%Rec.**

Analyte	Spike Added	LCSD Result	LCSD Qualifier	Unit	D	%Rec	Limits	RPD	Limit
Chemical Oxygen Demand	75.0	74.4		mg/L		99	80 - 120	1	20

**Lab Sample ID: 580-92432-9 MS**  
**Matrix: Water**  
**Analysis Batch: 322311**

**Client Sample ID: 0120-09**  
**Prep Type: Total/NA**  
**Prep Batch: 322277**  
**%Rec.**

Analyte	Sample Result	Sample Qualifier	Spike Added	MS Result	MS Qualifier	Unit	D	%Rec	Limits
Chemical Oxygen Demand	46		25.0	73.4		mg/L		110	75 - 125

**Lab Sample ID: 580-92432-9 DU**  
**Matrix: Water**  
**Analysis Batch: 322311**

**Client Sample ID: 0120-09**  
**Prep Type: Total/NA**  
**Prep Batch: 322277**  
**%Rec.**

Analyte	Sample Result	Sample Qualifier	Spike Added	DU Result	DU Qualifier	Unit	D	%Rec	Limits	RPD	Limit
Chemical Oxygen Demand	46		25.0	37.6		mg/L		110	75 - 125	20	20

## Method: SM 5310B - Organic Carbon, Total (TOC)

**Lab Sample ID: MB 580-322655/3**  
**Matrix: Water**  
**Analysis Batch: 322655**

**Client Sample ID: Method Blank**  
**Prep Type: Total/NA**

Analyte	MB Result	MB Qualifier	RL	MDL	Unit	D	Prepared	Analyzed	Dil Fac
Total Organic Carbon	ND		1.5		mg/L			02/12/20 14:42	1

**Lab Sample ID: LCS 580-322655/4**  
**Matrix: Water**  
**Analysis Batch: 322655**

**Client Sample ID: Lab Control Sample**  
**Prep Type: Total/NA**

Analyte	Spike Added	LCS Result	LCS Qualifier	Unit	D	%Rec	Limits
Total Organic Carbon	10.0	9.54		mg/L		95	85 - 115

**Lab Sample ID: LCSD 580-322655/5**  
**Matrix: Water**  
**Analysis Batch: 322655**

**Client Sample ID: Lab Control Sample Dup**  
**Prep Type: Total/NA**

Analyte	Spike Added	LCSD Result	LCSD Qualifier	Unit	D	%Rec	Limits	RPD	Limit
Total Organic Carbon	10.0	9.46		mg/L		95	85 - 115	1	20

# QC Sample Results

Client: SCS Engineers  
Project/Site: Coupeville 1Q20

Job ID: 580-92432-1

## Method: SM 5310B - Organic Carbon, Total (TOC) (Continued)

**Lab Sample ID: 580-92432-1 MS**  
**Matrix: Water**  
**Analysis Batch: 322655**

**Client Sample ID: 0120-01**  
**Prep Type: Total/NA**

Analyte	Sample Result	Sample Qualifier	Spike Added	MS Result	MS Qualifier	Unit	D	%Rec	%Rec. Limits
Total Organic Carbon	1.5		10.0	11.2		mg/L		96	85 - 115

**Lab Sample ID: 580-92432-1 MSD**  
**Matrix: Water**  
**Analysis Batch: 322655**

**Client Sample ID: 0120-01**  
**Prep Type: Total/NA**

Analyte	Sample Result	Sample Qualifier	Spike Added	MSD Result	MSD Qualifier	Unit	D	%Rec	%Rec. Limits	RPD	RPD Limit
Total Organic Carbon	1.5		10.0	11.1		mg/L		95	85 - 115	1	20

**Lab Sample ID: 580-92432-1 DU**  
**Matrix: Water**  
**Analysis Batch: 322655**

**Client Sample ID: 0120-01**  
**Prep Type: Total/NA**

Analyte	Sample Result	Sample Qualifier	DU Result	DU Qualifier	Unit	D	RPD	RPD Limit
Total Organic Carbon	1.5		ND		mg/L		NC	20

# Lab Chronicle

Client: SCS Engineers  
Project/Site: Coupeville 1Q20

Job ID: 580-92432-1

**Client Sample ID: 0120-01**

**Lab Sample ID: 580-92432-1**

**Date Collected: 01/28/20 10:22**

**Matrix: Water**

**Date Received: 01/30/20 08:15**

Prep Type	Batch Type	Batch Method	Run	Dilution Factor	Batch Number	Prepared or Analyzed	Analyst	Lab
Total/NA	Analysis	8260C		1	321705	01/30/20 21:05	DCV	TAL SEA
Dissolved	Prep	3005A			321855	02/03/20 10:54	ART	TAL SEA
Dissolved	Analysis	6010C		1	322043	02/04/20 14:01	T1H	TAL SEA
Total Recoverable	Prep	3005A			321885	02/03/20 13:38	ART	TAL SEA
Total Recoverable	Analysis	6020A		1	321933	02/04/20 08:39	FCW	TAL SEA
Total/NA	Analysis	300.0		1	321747	01/30/20 15:26	AAC	TAL SEA
Total/NA	Prep	Distill/Ammonia			321914	02/03/20 18:43	AAC	TAL SEA
Total/NA	Analysis	350.1		1	321915	02/03/20 18:46	AAC	TAL SEA
Total/NA	Analysis	353.2		1	322500	02/11/20 14:29	R1K	TAL SEA
Total/NA	Analysis	SM 2320B		1	321910	02/03/20 16:35	ESB	TAL SEA
Total/NA	Analysis	SM 2540C		1	321830	02/01/20 16:43	R1K	TAL SEA
Total/NA	Prep	SM 5220			321831	02/01/20 15:00	R1K	TAL SEA
Total/NA	Analysis	SM 5220D		1	321832	02/01/20 15:00	R1K	TAL SEA
Total/NA	Analysis	SM 5310B		1	322655	02/12/20 15:29	R1K	TAL SEA

**Client Sample ID: 0120-02**

**Lab Sample ID: 580-92432-2**

**Date Collected: 01/28/20 11:23**

**Matrix: Water**

**Date Received: 01/30/20 08:15**

Prep Type	Batch Type	Batch Method	Run	Dilution Factor	Batch Number	Prepared or Analyzed	Analyst	Lab
Total/NA	Analysis	8260C		1	321705	01/30/20 21:32	DCV	TAL SEA
Dissolved	Prep	3005A			321855	02/03/20 10:54	ART	TAL SEA
Dissolved	Analysis	6010C		1	322043	02/04/20 14:26	T1H	TAL SEA
Total Recoverable	Prep	3005A			321885	02/03/20 13:38	ART	TAL SEA
Total Recoverable	Analysis	6020A		1	321933	02/04/20 09:08	FCW	TAL SEA
Total/NA	Analysis	300.0		1	321747	01/30/20 15:37	AAC	TAL SEA
Total/NA	Prep	Distill/Ammonia			321914	02/03/20 18:43	AAC	TAL SEA
Total/NA	Analysis	350.1		1	321915	02/03/20 18:46	AAC	TAL SEA
Total/NA	Analysis	353.2		1	322500	02/11/20 14:34	R1K	TAL SEA
Total/NA	Analysis	SM 2320B		1	321910	02/03/20 16:35	ESB	TAL SEA
Total/NA	Analysis	SM 2540C		1	321830	02/01/20 16:43	R1K	TAL SEA
Total/NA	Prep	SM 5220			321831	02/01/20 15:00	R1K	TAL SEA
Total/NA	Analysis	SM 5220D		1	321832	02/01/20 15:00	R1K	TAL SEA
Total/NA	Analysis	SM 5310B		1	322655	02/12/20 16:32	R1K	TAL SEA

**Client Sample ID: 0120-03**

**Lab Sample ID: 580-92432-3**

**Date Collected: 01/28/20 12:35**

**Matrix: Water**

**Date Received: 01/30/20 08:15**

Prep Type	Batch Type	Batch Method	Run	Dilution Factor	Batch Number	Prepared or Analyzed	Analyst	Lab
Total/NA	Analysis	8260C		1	321705	01/30/20 21:58	DCV	TAL SEA

# Lab Chronicle

Client: SCS Engineers  
Project/Site: Coupeville 1Q20

Job ID: 580-92432-1

**Client Sample ID: 0120-04**

**Lab Sample ID: 580-92432-4**

**Date Collected: 01/28/20 13:20**

**Matrix: Water**

**Date Received: 01/30/20 08:15**

Prep Type	Batch Type	Batch Method	Run	Dilution Factor	Batch Number	Prepared or Analyzed	Analyst	Lab
Total/NA	Analysis	8260C		1	321705	01/30/20 22:25	DCV	TAL SEA
Dissolved	Prep	3005A			321855	02/03/20 10:54	ART	TAL SEA
Dissolved	Analysis	6010C		1	322043	02/04/20 14:29	T1H	TAL SEA
Total Recoverable	Prep	3005A			321885	02/03/20 13:38	ART	TAL SEA
Total Recoverable	Analysis	6020A		1	321933	02/04/20 09:11	FCW	TAL SEA
Total/NA	Analysis	300.0		1	321746	01/30/20 13:05	AAC	TAL SEA
Total/NA	Analysis	300.0		1	321747	01/30/20 13:05	AAC	TAL SEA
Total/NA	Prep	Distill/Ammonia			321914	02/03/20 18:43	AAC	TAL SEA
Total/NA	Analysis	350.1		1	321915	02/03/20 18:46	AAC	TAL SEA
Total/NA	Analysis	SM 2320B		1	321910	02/03/20 16:35	ESB	TAL SEA
Total/NA	Analysis	SM 2540C		1	321830	02/01/20 16:43	R1K	TAL SEA
Total/NA	Prep	SM 5220			321831	02/01/20 15:00	R1K	TAL SEA
Total/NA	Analysis	SM 5220D		1	321832	02/01/20 15:00	R1K	TAL SEA
Total/NA	Analysis	SM 5310B		1	322655	02/12/20 16:47	R1K	TAL SEA

**Client Sample ID: 0120-05**

**Lab Sample ID: 580-92432-5**

**Date Collected: 01/28/20 14:35**

**Matrix: Water**

**Date Received: 01/30/20 08:15**

Prep Type	Batch Type	Batch Method	Run	Dilution Factor	Batch Number	Prepared or Analyzed	Analyst	Lab
Total/NA	Analysis	8260C		1	321705	01/30/20 22:51	DCV	TAL SEA
Dissolved	Prep	3005A			321855	02/03/20 10:54	ART	TAL SEA
Dissolved	Analysis	6010C		1	322043	02/04/20 14:32	T1H	TAL SEA
Total Recoverable	Prep	3005A			321885	02/03/20 13:38	ART	TAL SEA
Total Recoverable	Analysis	6020A		1	321933	02/04/20 09:14	FCW	TAL SEA
Total/NA	Analysis	300.0		1	321746	01/30/20 13:17	AAC	TAL SEA
Total/NA	Analysis	300.0		1	321747	01/30/20 13:17	AAC	TAL SEA
Total/NA	Prep	Distill/Ammonia			321914	02/03/20 18:43	AAC	TAL SEA
Total/NA	Analysis	350.1		1	321915	02/03/20 18:46	AAC	TAL SEA
Total/NA	Analysis	SM 2320B		1	321910	02/03/20 16:35	ESB	TAL SEA
Total/NA	Analysis	SM 2540C		1	321830	02/01/20 16:43	R1K	TAL SEA
Total/NA	Prep	SM 5220			321831	02/01/20 15:00	R1K	TAL SEA
Total/NA	Analysis	SM 5220D		1	321832	02/01/20 15:00	R1K	TAL SEA
Total/NA	Analysis	SM 5310B		1	322655	02/12/20 17:03	R1K	TAL SEA

**Client Sample ID: 0120-06**

**Lab Sample ID: 580-92432-6**

**Date Collected: 01/28/20 15:53**

**Matrix: Water**

**Date Received: 01/30/20 08:15**

Prep Type	Batch Type	Batch Method	Run	Dilution Factor	Batch Number	Prepared or Analyzed	Analyst	Lab
Total/NA	Analysis	8260C		1	321705	01/30/20 23:18	DCV	TAL SEA

# Lab Chronicle

Client: SCS Engineers  
Project/Site: Coupeville 1Q20

Job ID: 580-92432-1

**Client Sample ID: 0120-07**

**Date Collected: 01/28/20 16:42**

**Date Received: 01/30/20 08:15**

**Lab Sample ID: 580-92432-7**

**Matrix: Water**

Prep Type	Batch Type	Batch Method	Run	Dilution Factor	Batch Number	Prepared or Analyzed	Analyst	Lab
Total/NA	Analysis	8260C		1	321705	01/30/20 23:44	DCV	TAL SEA
Dissolved	Prep	3005A			321855	02/03/20 10:54	ART	TAL SEA
Dissolved	Analysis	6010C		1	322043	02/04/20 14:36	T1H	TAL SEA
Total Recoverable	Prep	3005A			321885	02/03/20 13:38	ART	TAL SEA
Total Recoverable	Analysis	6020A		1	321933	02/04/20 09:17	FCW	TAL SEA
Total/NA	Analysis	300.0		1	321746	01/30/20 13:29	AAC	TAL SEA
Total/NA	Analysis	300.0		1	321747	01/30/20 13:29	AAC	TAL SEA
Total/NA	Prep	Distill/Ammonia			321914	02/03/20 18:43	AAC	TAL SEA
Total/NA	Analysis	350.1		1	321915	02/03/20 18:46	AAC	TAL SEA
Total/NA	Analysis	SM 2320B		1	321910	02/03/20 16:35	ESB	TAL SEA
Total/NA	Analysis	SM 2540C		1	321830	02/01/20 16:43	R1K	TAL SEA
Total/NA	Prep	SM 5220			321831	02/01/20 15:00	R1K	TAL SEA
Total/NA	Analysis	SM 5220D		1	321832	02/01/20 15:00	R1K	TAL SEA
Total/NA	Analysis	SM 5310B		1	322655	02/12/20 17:50	R1K	TAL SEA

**Client Sample ID: 0120-08**

**Date Collected: 01/28/20 17:00**

**Date Received: 01/30/20 08:15**

**Lab Sample ID: 580-92432-8**

**Matrix: Water**

Prep Type	Batch Type	Batch Method	Run	Dilution Factor	Batch Number	Prepared or Analyzed	Analyst	Lab
Total/NA	Analysis	8260C		1	321705	01/31/20 00:11	DCV	TAL SEA
Dissolved	Prep	3005A			321855	02/03/20 10:54	ART	TAL SEA
Dissolved	Analysis	6010C		1	322043	02/04/20 14:39	T1H	TAL SEA
Total Recoverable	Prep	3005A			321885	02/03/20 13:38	ART	TAL SEA
Total Recoverable	Analysis	6020A		1	321933	02/04/20 09:19	FCW	TAL SEA
Total/NA	Analysis	300.0		1	321746	01/30/20 13:41	AAC	TAL SEA
Total/NA	Analysis	300.0		1	321747	01/30/20 13:41	AAC	TAL SEA
Total/NA	Prep	Distill/Ammonia			321914	02/03/20 18:43	AAC	TAL SEA
Total/NA	Analysis	350.1		1	321915	02/03/20 18:46	AAC	TAL SEA
Total/NA	Analysis	SM 2320B		1	321910	02/03/20 16:35	ESB	TAL SEA
Total/NA	Analysis	SM 2540C		1	321830	02/01/20 16:43	R1K	TAL SEA
Total/NA	Prep	SM 5220			321831	02/01/20 15:00	R1K	TAL SEA
Total/NA	Analysis	SM 5220D		1	321832	02/01/20 15:00	R1K	TAL SEA
Total/NA	Analysis	SM 5310B		1	322655	02/12/20 18:06	R1K	TAL SEA

**Client Sample ID: 0120-09**

**Date Collected: 01/29/20 09:10**

**Date Received: 01/30/20 08:15**

**Lab Sample ID: 580-92432-9**

**Matrix: Water**

Prep Type	Batch Type	Batch Method	Run	Dilution Factor	Batch Number	Prepared or Analyzed	Analyst	Lab
Total/NA	Analysis	8260C		1	321705	01/31/20 00:37	DCV	TAL SEA
Total/NA	Analysis	8260C	DL	5	322015	02/05/20 16:27	DCV	TAL SEA

# Lab Chronicle

Client: SCS Engineers  
Project/Site: Coupeville 1Q20

Job ID: 580-92432-1

**Client Sample ID: 0120-09**

**Lab Sample ID: 580-92432-9**

**Date Collected: 01/29/20 09:10**

**Matrix: Water**

**Date Received: 01/30/20 08:15**

Prep Type	Batch Type	Batch Method	Run	Dilution Factor	Batch Number	Prepared or Analyzed	Analyst	Lab
Dissolved	Prep	3005A			321855	02/03/20 10:54	ART	TAL SEA
Dissolved	Analysis	6010C		1	322043	02/04/20 14:42	T1H	TAL SEA
Total Recoverable	Prep	3005A			321885	02/03/20 13:38	ART	TAL SEA
Total Recoverable	Analysis	6020A		1	321933	02/04/20 09:22	FCW	TAL SEA
Total/NA	Analysis	300.0		1	321746	01/30/20 13:52	AAC	TAL SEA
Total/NA	Analysis	300.0		1	321747	01/30/20 13:52	AAC	TAL SEA
Total/NA	Analysis	300.0		5	321747	01/30/20 16:13	AAC	TAL SEA
Total/NA	Prep	Distill/Ammonia			321914	02/03/20 18:43	AAC	TAL SEA
Total/NA	Analysis	350.1		1	321915	02/03/20 18:46	AAC	TAL SEA
Total/NA	Analysis	SM 2320B		1	321910	02/03/20 16:35	ESB	TAL SEA
Total/NA	Analysis	SM 2540C		1	321830	02/01/20 16:43	R1K	TAL SEA
Total/NA	Prep	SM 5220			322277	02/07/20 11:22	ESB	TAL SEA
Total/NA	Analysis	SM 5220D		1	322311	02/07/20 12:50	ESB	TAL SEA
Total/NA	Analysis	SM 5310B		1	322655	02/12/20 18:22	R1K	TAL SEA

**Client Sample ID: 0120-10**

**Lab Sample ID: 580-92432-10**

**Date Collected: 01/29/20 10:33**

**Matrix: Water**

**Date Received: 01/30/20 08:15**

Prep Type	Batch Type	Batch Method	Run	Dilution Factor	Batch Number	Prepared or Analyzed	Analyst	Lab
Total/NA	Analysis	8260C		1	321705	01/31/20 01:04	DCV	TAL SEA
Dissolved	Prep	3005A			321855	02/03/20 10:54	ART	TAL SEA
Dissolved	Analysis	6010C		1	322043	02/04/20 14:45	T1H	TAL SEA
Total Recoverable	Prep	3005A			321885	02/03/20 13:38	ART	TAL SEA
Total Recoverable	Analysis	6020A		1	321933	02/04/20 09:25	FCW	TAL SEA
Total/NA	Analysis	300.0		1	321746	01/30/20 14:04	AAC	TAL SEA
Total/NA	Analysis	300.0		1	321747	01/30/20 14:04	AAC	TAL SEA
Total/NA	Prep	Distill/Ammonia			321914	02/03/20 18:43	AAC	TAL SEA
Total/NA	Analysis	350.1		1	321915	02/03/20 18:46	AAC	TAL SEA
Total/NA	Analysis	SM 2320B		1	321910	02/03/20 16:35	ESB	TAL SEA
Total/NA	Analysis	SM 2540C		1	321830	02/01/20 16:43	R1K	TAL SEA
Total/NA	Prep	SM 5220			322277	02/07/20 11:29	ESB	TAL SEA
Total/NA	Analysis	SM 5220D		1	322311	02/07/20 12:50	ESB	TAL SEA
Total/NA	Analysis	SM 5310B		1	322655	02/12/20 18:37	R1K	TAL SEA

**Client Sample ID: 0120-11**

**Lab Sample ID: 580-92432-11**

**Date Collected: 01/29/20 12:15**

**Matrix: Water**

**Date Received: 01/30/20 08:15**

Prep Type	Batch Type	Batch Method	Run	Dilution Factor	Batch Number	Prepared or Analyzed	Analyst	Lab
Total/NA	Analysis	8260C		1	321705	01/31/20 01:30	DCV	TAL SEA
Dissolved	Prep	3005A			321855	02/03/20 10:54	ART	TAL SEA
Dissolved	Analysis	6010C		1	322043	02/04/20 14:49	T1H	TAL SEA

# Lab Chronicle

Client: SCS Engineers  
Project/Site: Coupeville 1Q20

Job ID: 580-92432-1

**Client Sample ID: 0120-11**

**Lab Sample ID: 580-92432-11**

**Date Collected: 01/29/20 12:15**

**Matrix: Water**

**Date Received: 01/30/20 08:15**

Prep Type	Batch Type	Batch Method	Run	Dilution Factor	Batch Number	Prepared or Analyzed	Analyst	Lab
Total Recoverable	Prep	3005A			321885	02/03/20 13:38	ART	TAL SEA
Total Recoverable	Analysis	6020A		1	321933	02/04/20 09:27	FCW	TAL SEA
Total/NA	Analysis	300.0		1	321746	01/30/20 14:16	AAC	TAL SEA
Total/NA	Analysis	300.0		1	321747	01/30/20 14:16	AAC	TAL SEA
Total/NA	Prep	Distill/Ammonia			321914	02/03/20 18:43	AAC	TAL SEA
Total/NA	Analysis	350.1		1	321915	02/03/20 18:46	AAC	TAL SEA
Total/NA	Analysis	SM 2320B		1	321910	02/03/20 16:35	ESB	TAL SEA
Total/NA	Analysis	SM 2540C		1	321830	02/01/20 16:43	R1K	TAL SEA
Total/NA	Prep	SM 5220			322277	02/07/20 11:29	ESB	TAL SEA
Total/NA	Analysis	SM 5220D		1	322311	02/07/20 12:50	ESB	TAL SEA
Total/NA	Analysis	SM 5310B		1	322655	02/12/20 18:53	R1K	TAL SEA

**Client Sample ID: 0120-12**

**Lab Sample ID: 580-92432-12**

**Date Collected: 01/29/20 12:50**

**Matrix: Water**

**Date Received: 01/30/20 08:15**

Prep Type	Batch Type	Batch Method	Run	Dilution Factor	Batch Number	Prepared or Analyzed	Analyst	Lab
Total/NA	Analysis	8260C		1	321705	01/31/20 01:56	DCV	TAL SEA
Dissolved	Prep	3005A			321855	02/03/20 10:54	ART	TAL SEA
Dissolved	Analysis	6010C		1	322043	02/04/20 14:52	T1H	TAL SEA
Total Recoverable	Prep	3005A			321885	02/03/20 13:38	ART	TAL SEA
Total Recoverable	Analysis	6020A		1	321933	02/04/20 09:30	FCW	TAL SEA
Total/NA	Analysis	300.0		1	321746	01/30/20 14:27	AAC	TAL SEA
Total/NA	Analysis	300.0		1	321747	01/30/20 14:27	AAC	TAL SEA
Total/NA	Prep	Distill/Ammonia			321914	02/03/20 18:43	AAC	TAL SEA
Total/NA	Analysis	350.1		1	321915	02/03/20 18:46	AAC	TAL SEA
Total/NA	Analysis	SM 2320B		1	321910	02/03/20 16:35	ESB	TAL SEA
Total/NA	Analysis	SM 2540C		1	321830	02/01/20 16:43	R1K	TAL SEA
Total/NA	Prep	SM 5220			322277	02/07/20 11:29	ESB	TAL SEA
Total/NA	Analysis	SM 5220D		1	322311	02/07/20 12:50	ESB	TAL SEA
Total/NA	Analysis	SM 5310B		1	322655	02/12/20 19:09	R1K	TAL SEA

**Client Sample ID: Trip Blank**

**Lab Sample ID: 580-92432-13**

**Date Collected: 01/29/20 00:01**

**Matrix: Water**

**Date Received: 01/30/20 08:15**

Prep Type	Batch Type	Batch Method	Run	Dilution Factor	Batch Number	Prepared or Analyzed	Analyst	Lab
Total/NA	Analysis	8260C		1	321705	01/30/20 20:39	DCV	TAL SEA

**Laboratory References:**

TAL SEA = Eurofins TestAmerica, Seattle, 5755 8th Street East, Tacoma, WA 98424, TEL (253)922-2310

# Accreditation/Certification Summary

Client: SCS Engineers  
 Project/Site: Coupeville 1Q20

Job ID: 580-92432-1

## Laboratory: Eurofins TestAmerica, Seattle

Unless otherwise noted, all analytes for this laboratory were covered under each accreditation/certification below.

Authority	Program	Identification Number	Expiration Date
Washington	State	C553	02-17-20

The following analytes are included in this report, but the laboratory is not certified by the governing authority. This list may include analytes for which the agency does not offer certification.

Analysis Method	Prep Method	Matrix	Analyte
300.0		Water	Chloride
300.0		Water	Fluoride
300.0		Water	Nitrate Nitrite as N
300.0		Water	Sulfate
6010C	3005A	Water	Calcium
6010C	3005A	Water	Iron
6010C	3005A	Water	Magnesium
6010C	3005A	Water	Manganese
6010C	3005A	Water	Potassium
6010C	3005A	Water	Sodium
6020A	3005A	Water	Antimony
6020A	3005A	Water	Arsenic
6020A	3005A	Water	Barium
6020A	3005A	Water	Beryllium
6020A	3005A	Water	Cadmium
6020A	3005A	Water	Chromium
6020A	3005A	Water	Cobalt
6020A	3005A	Water	Copper
6020A	3005A	Water	Lead
6020A	3005A	Water	Nickel
6020A	3005A	Water	Selenium
6020A	3005A	Water	Silver
6020A	3005A	Water	Thallium
6020A	3005A	Water	Vanadium
6020A	3005A	Water	Zinc
SM 2320B		Water	Alkalinity
SM 2320B		Water	Bicarbonate Alkalinity as CaCO <sub>3</sub>
SM 2320B		Water	Carbonate Alkalinity as CaCO <sub>3</sub>
SM 2320B		Water	Hydroxide Alkalinity as CaCO <sub>3</sub>
SM 2540C		Water	Total Dissolved Solids
SM 5310B		Water	Total Organic Carbon

# Sample Summary

Client: SCS Engineers  
Project/Site: Coupeville 1Q20

Job ID: 580-92432-1

Lab Sample ID	Client Sample ID	Matrix	Collected	Received	Asset ID
580-92432-1	0120-01	Water	01/28/20 10:22	01/30/20 08:15	
580-92432-2	0120-02	Water	01/28/20 11:23	01/30/20 08:15	
580-92432-3	0120-03	Water	01/28/20 12:35	01/30/20 08:15	
580-92432-4	0120-04	Water	01/28/20 13:20	01/30/20 08:15	
580-92432-5	0120-05	Water	01/28/20 14:35	01/30/20 08:15	
580-92432-6	0120-06	Water	01/28/20 15:53	01/30/20 08:15	
580-92432-7	0120-07	Water	01/28/20 16:42	01/30/20 08:15	
580-92432-8	0120-08	Water	01/28/20 17:00	01/30/20 08:15	
580-92432-9	0120-09	Water	01/29/20 09:10	01/30/20 08:15	
580-92432-10	0120-10	Water	01/29/20 10:33	01/30/20 08:15	
580-92432-11	0120-11	Water	01/29/20 12:15	01/30/20 08:15	
580-92432-12	0120-12	Water	01/29/20 12:50	01/30/20 08:15	
580-92432-13	Trip Blank	Water	01/29/20 00:01	01/30/20 08:15	

**Eurofins TestAmerica, Seattle**

5755 8th Street East  
Tacoma, WA 98424  
Phone (253) 922-2310 Fax (253) 922-5047

**Chain of Custody Record**

eurofins Environment Testing  
TestAmerica

<b>Client Information</b>	Sampler: <u>Sam G.</u>	Lab PM: Lewis, Nathan A	Carrier Tracking No(s):	COC No: 580-37322-11941.2
Client Contact: Mr. Sam Graber	Phone: <u>425-766-3362</u>	E-Mail: nathan.lewis@testamericainc.com		Page: Page 2 of 2

Company: SCS Engineers	<b>Analysis Requested</b>			Job #: <u>04207033.13</u>
Address: 2405 140th Avenue NE Suite 107	Due Date Requested: <u>Standard</u>			Preservation Codes: A - HCL M - Hexane B - NaOH N - None C - Zn Acetate O - AsNaO2 D - Nitric Acid P - Na2O4S E - NaHSO4 Q - Na2SO3 F - MeOH R - Na2S2O3 G - Amchlor S - H2SO4 H - Ascorbic Acid T - TSP Dodecahydrate I - Ice U - Acetone J - DI Water V - MCAA K - EDTA W - pH 4-5 L - EDA Z - other (specify)
City: Bellevue	TAT Requested (days): <u>4</u>			
State, Zip: WA, 98005-1877	PO #: Purchase Order not required			Other:
Phone: 425-289-5455(Tel)	WO #:			
Email: SGrabr@scsengineers.com	Project #: 58009563			
Project Name: Coupeville 1Q20	SSOW#:			
Site: Washington				

Sample Identification	Sample Date	Sample Time	Sample Type (C=comp, G=grab)	Matrix (W=water, S=solid, O=waste/oil, BT=Tissue, A=Al)	Field Filtered Sample (Yes or No)	Perform MS/MSD (Yes or No)	Analysis Requested													Total Number of Containers	Special Instructions/Note:		
							5220D - COD	2320B - Alkalinity	6020A_LL - Total Metals	6010C - Field Filtered Metals (Ca, Fe, Mg, Mn, K, Na)	350.1 - Nitrogen, Ammonia	SM6310_TOC_B - Organic Carbon, Total (TOC)	8290C_LL - Volatiles, custom list, low level	2540C - Solids, Total Dissolved (TDS)	300.0_2BD - Chloride, Sulfate, Fluoride	300_48HR - Nitrate, Nitrite							
0120-01	1/28/20	1022	G	W	Y	N	X	X	X	X	X	X	X	X	X	X	X	X	X	X	X	10	
0120-02		1123			Y		X	X	X	X	X	X	X	X	X	X	X	X	X	X	X	10	
0120-03		1235			Y								X									3	
0120-04		1320			Y		X	X	X	X	X	X	X	X	X	X	X	X	X	X	X	10	
0120-05		1435			Y		X	X	X	X	X	X	X	X	X	X	X	X	X	X	X	10	
0120-06		1553			N								X									3	
0120-07		1642			Y		X	X	X	X	X	X	X	X	X	X	X	X	X	X	X	10	
0120-08		1700			Y																	10	
0120-09	1/29/20	910			Y																	10	
0120-10		1033			Y																	10	
0120-11		1215			Y																	10	

<b>Possible Hazard Identification</b>	<b>Sample Disposal (A fee may be assessed if samples are retained longer than 1 month)</b>
<input type="checkbox"/> Non-Hazard <input type="checkbox"/> Flammable <input type="checkbox"/> Skin Irritant <input type="checkbox"/> Poison B <input checked="" type="checkbox"/> Unknown <input type="checkbox"/> Radiological	<input type="checkbox"/> Return To Client <input checked="" type="checkbox"/> Disposal By Lab <input type="checkbox"/> Archive For _____ Months
Deliverable Requested: I, II, III, IV, Other (specify)	Special Instructions/QC Requirements:

Empty Kit Relinquished by:	Date:	Time:	Method of Shipment:
Relinquished by: <u>[Signature]</u>	Date/Time: <u>1/20/20 0:15</u>	Company: <u>SCS</u>	Received by: <u>[Signature]</u>
Relinquished by: <u>[Signature]</u>	Date/Time: <u>1:30:20 0815</u>	Company: <u>SCS</u>	Received by: <u>[Signature]</u>

Therm. ID: <u>7</u> Cor: <u>3.6</u> ° Unc: <u>3.9</u>	Therm. ID: <u>7</u> Cor: <u>1.9</u> ° Unc: <u>2.2</u>	Therm. ID: <u>A2</u> Cor: <u>3.0</u> ° Unc: <u>3.2</u>	Therm. ID: <u>7</u> Cor: <u>1.6</u> ° Unc: <u>1.9</u>
Cooler Dsc: <u>LB</u>	Cooler Dsc: <u>LB</u>	Cooler Dsc: <u>LB</u>	Cooler Dsc: <u>LP</u>
Packing: <u>B2B</u>	Packing: <u>B2B</u>	Packing: <u>B2B</u>	Packing: <u>B2B</u>
Cust. Seal: Yes <u>No</u>	Cust. Seal: Yes <u>No</u>	Cust. Seal: Yes <u>No</u>	Cust. Seal: Yes <u>No</u>
Blue Ice: <u>0</u> , Dry, None	Blue Ice: <u>0</u> , Dry, None	Blue Ice: <u>0</u> , Dry, None	Blue Ice: <u>0</u> , Dry, None
FedEx: _____	FedEx: _____	FedEx: _____	FedEx: _____
UPS: _____	UPS: _____	UPS: _____	UPS: _____
Lab Cour: _____	Lab Cour: _____	Lab Cour: _____	Lab Cour: _____
Other: <u>CP</u>	Other: <u>CP</u>	Other: <u>CP</u>	Other: <u>CP</u>



580-92432 Chain of Custody





## Login Sample Receipt Checklist

Client: SCS Engineers

Job Number: 580-92432-1

**Login Number: 92432**

**List Source: Eurofins TestAmerica, Seattle**

**List Number: 1**

**Creator: Blankinship, Tom X**

Question	Answer	Comment
Radioactivity wasn't checked or is <math>\leq</math> background as measured by a survey meter.	True	
The cooler's custody seal, if present, is intact.	True	
Sample custody seals, if present, are intact.	True	
The cooler or samples do not appear to have been compromised or tampered with.	True	
Samples were received on ice.	True	
Cooler Temperature is acceptable.	True	
Cooler Temperature is recorded.	True	
COC is present.	True	
COC is filled out in ink and legible.	True	
COC is filled out with all pertinent information.	True	
Is the Field Sampler's name present on COC?	True	
There are no discrepancies between the containers received and the COC.	True	
Samples are received within Holding Time (excluding tests with immediate HTs)	False	Refer to Job Narrative for details.
Sample containers have legible labels.	True	
Containers are not broken or leaking.	True	
Sample collection date/times are provided.	True	
Appropriate sample containers are used.	True	
Sample bottles are completely filled.	True	
Sample Preservation Verified.	True	
There is sufficient vol. for all requested analyses, incl. any requested MS/MSDs	True	
Containers requiring zero headspace have no headspace or bubble is <math><6\text{mm}</math> (1/4").	True	
Multiphasic samples are not present.	True	
Samples do not require splitting or compositing.	True	
Residual Chlorine Checked.	N/A	

## SECOND QTR. 2020 DATA VALIDATION REPORT – ISLAND CO. CSWF

### Project Details

<b>Project No.</b>	04207033.13	<b>Site Name</b>	Island County Coupeville SWF
<b>Data Validator</b>	Sam Graber	<b>Data Level</b>	Level 2
<b>Date</b>	7/22/2020	<b>DV Tier</b>	Tier 1
<b>QA Document</b>	CSWF Groundwater Sampling, Analysis, and Quality Assurance Project Plan (Revised September 2007)		

### Sample Login Summary

Sample Group	Sample Login Comments	Analytical Lab (Primary)
580-94785-1	Original report was revised. Revised report explains that there was suspected carry over for cis-1,2-dichloroethylene, trichloroethylene and vinyl chloride in samples "-01" and "-02" and the results may be biased high. These results were qualified to reflect this anomaly.	Test America – Seattle, WA
580-94815-1	Samples 0520-19, 0520-21, 0520-23, 0520-25, 0520-27 and 0520-29 received outside required temperature criteria.	Test America – Seattle, WA
580-94839-1	No comments	Test America – Seattle, WA

### Analytical Summary

Sample Group	Analyses					
	Metals	Ns, COD	VOCs	Ions/TDS	Alk	TOC
580-94785-1	X	X	X	X	X	X
580-94815-1	X	X	X	X	X	X
580-94839-1	X	X	X	X	X	X

Notes:

X = Analysis performed on at least one sample in sample group.

- = Analysis not performed on any sample in sample group.

### Laboratory Quality Assurance Samples

Lab QA Samples	Results	Comments
GC/MS VOA	Acceptable	Method 8260C: (580-94785-1) Carry over is suspected for cis-1,2-dichloroethylene, trichloroethylene and vinyl chloride for samples 0520-01 and 0520-02. Results may be biased high.



Lab QA Samples	Results	Comments
		(580-94785-1) Sample 0520-01 was analyzed with significant headspace. Significant headspace is defined as having a bubble greater than 6 mm in diameter. See case narrative for additional details.
Metals	Acceptable	See case narrative for additional details.
General Chemistry	Acceptable	Method 300.0: (580-94839-1) Sample 0520-32 was prepared outside of preparation hold time due to instrument malfunction. See case narrative for additional details.

### Field Quality Assurance Samples

Field QA Samples	Sample Group	Analytes	Notes
Field Replicates	580-94785-1	N/A	See detailed results below
Trip Blank	580-94839-1	N/A	Not analyzed due to laboratory oversight

### Lab Quality Flags

Lab Qualifiers	Description	Lab Group
F1	MS and/or MSD Recovery is outside acceptance limits.	580-94785-1, 580-94815-1, 580-94839-1
J	Result is less than the RL but greater than or equal to the MDL and the concentration is an approximate value.	580-94785-1, 580-94815-1, 580-94839-1
H	Sample was prepped or analyzed beyond specified holding time.	580-94839-1
*	LCS or LCSD is outside acceptance limits.	580-94785-1, 580-94815-1, 580-94839-1
*1	LCS/LCSD RPD exceeds control limits.	580-94815-1
4	MS, MSD: The analyte present in the original sample is greater than 4 times the matrix spike concentrations; therefore, control limits are not applicable.	580-94785-1, 580-94839-1
X	Surrogate recovery exceeds control limits	580-94815-1

**Field Duplicate Evaluation**

Analyte	Units	C1S (0520-10)	C1S DUP (0520-12)	RPD (%)	N3S (0520-13)	N3S DUP (0520-15)	RPD (%)
1,1,1-Trichloroethane	ug/L	0.68	0.58	15.9	0.2 U	0.2 U	0.0*
Alkalinity	mg/L	420	410	2.4	420	440	4.7
Arsenic, Total	mg/L	0.0012	0.0012	0.0	0.0025	0.0025	0.0
Barium, Total	mg/L	0.045	0.045	0.0	0.034	0.034	0.0
Bicarbonate	mg/L	420	410	2.4	420	440	4.7
Calcium, Dissolved	mg/L	160	160	0.0	130	130	0.0
Chemical Oxygen Demand	mg/L	21	10 U	71.0*	10 U	10 U	0.0*
Chloride	mg/L	5	5.1	2.0	34	34	0.0
Chromium, Total	mg/L	0.0079	0.0079	0.0	0.011	0.011	0.0
Magnesium, Dissolved	mg/L	64	62	3.2	47	48	2.1
Nickel, Total	mg/L	0.0082	0.0089	8.2	0.003 U	0.003 U	0.0*
Nitrate Nitrite as N	mg/L	6.2	6.2	0.0	7.6	7.7	1.3
Potassium, Dissolved	mg/L	5.6	5.5	1.8	6.1	6.2	1.6
Sodium, Dissolved	mg/L	25	26	3.9	29	29	0.0
Sulfate	mg/L	260	240	8.0	42	43	2.4
Total Dissolved Solids	mg/L	780	780	0.0	500	520	3.9
Total Organic Carbon	mg/L	52	62	17.5	51	61	17.9
Trichloroethene	ug/L	0.27	0.27	0.0	0.2 U	0.2 U	0.0*
Trichlorofluoromethane	ug/L	6.8	6	12.5	1.7	1.6	6.1
Vanadium, Total	mg/L	0.004 U	0.004 U	0.0*	0.0057	0.0057	0.0

\* RPD based on result as compared to the Reporting Limit (RL) for a non-detection in the compared sample

U = Result was not detected at or above a concentration greater than the RL. Value provided is the RL for the given sample.

**Additional Data Flags**

Flag	Description
U	Not detected above the method reporting limit.

**Qualified Data and Usability**

Lab qualifiers are noted. All data, as qualified, are acceptable for use.



## ANALYTICAL REPORT

Eurofins TestAmerica, Seattle  
5755 8th Street East  
Tacoma, WA 98424  
Tel: (253)922-2310

Laboratory Job ID: 580-94785-1

Client Project/Site: Coupeville Solid Waste Facility Groundwa  
Revision: 1

For:  
SCS Engineers  
2405 140th Avenue NE  
Suite 107  
Bellevue, Washington 98005-1877

Attn: Mr. Dan Venchiarutti



Authorized for release by:  
7/22/2020 11:26:00 AM

Nathan Lewis, Project Manager I  
(253)922-2310  
[Nathan.Lewis@Eurofinset.com](mailto:Nathan.Lewis@Eurofinset.com)

### LINKS

Review your project  
results through  
**TotalAccess**

Have a Question?



Visit us at:

[www.eurofinsus.com/Env](http://www.eurofinsus.com/Env)

*This report has been electronically signed and authorized by the signatory. Electronic signature is intended to be the legally binding equivalent of a traditionally handwritten signature.*

*Results relate only to the items tested and the sample(s) as received by the laboratory.*



# Table of Contents

Cover Page . . . . .	1
Table of Contents . . . . .	2
Case Narrative . . . . .	3
Definitions . . . . .	5
Client Sample Results . . . . .	6
QC Sample Results . . . . .	40
Chronicle . . . . .	58
Certification Summary . . . . .	67
Sample Summary . . . . .	69
Chain of Custody . . . . .	70
Receipt Checklists . . . . .	72

# Case Narrative

Client: SCS Engineers  
Project/Site: Coupeville Solid Waste Facility Groundwa

Job ID: 580-94785-1

**Job ID: 580-94785-1**

**Laboratory: Eurofins TestAmerica, Seattle**

## Narrative

### Job Narrative 580-94785-1

#### Comments

This report has been revised to include narrative comment about carryover issues for several 8260 analytes.

#### Receipt

The samples were received on 5/19/2020 3:20 PM; the samples arrived in good condition, properly preserved and, where required, on ice. The temperatures of the 5 coolers at receipt time were 1.5° C, 3.2° C, 11.2° C, 12.1° C and 13.6° C.

#### GC/MS VOA

Method 8260C LL: Carryover is suspected for cis-1,2-Dichloroethene, Trichloroethene and Vinyl chloride for samples 0520-01 (580-94785-1) and 0520-02 (580-94785-2). Results may be biased high.

Method 8260C LL: The continuing calibration verification (CCV) associated with batch 580-328818 recovered above the upper control limit for Chlorobenzene, Chlorodibromomethane, Styrene and tert-Butylbenzene. The samples associated with this CCV were non-detects for the affected analytes; therefore, the data have been reported.

Method 8260C LL: The CCV for analytical batch 580-328821 recovered outside control limits for the following analyte(s): Acetone and 4-Methyl-2-pentanone (MIBK). Acetone and 4-Methyl-2-pentanone (MIBK) have been identified as a poor performing analyte when analyzed using this method; therefore, re-extraction/re-analysis was not performed. These results have been reported and qualified.

Method 8260C LL: The minimum response factor (RF) criteria for the continuing calibration verification (CCV) analyzed in batch 580-328818 was outside criteria for the following analyte(s): 2-Butanone, 2-Hexanone, 4-Methyl-2-pentanone, Acetone and Chloroethane. As indicated in the reference method, sample analysis may proceed; however, any detection or non-detection for the affected analyte(s) is considered estimated.

Method 8260C LL: The minimum response factor (RF) criteria for the continuing calibration verification (CCV) analyzed in batch 580-328821 was outside criteria for the following analyte(s): Chloroethane, 2-Hexanone, 4-Methyl-2-pentanone (MIBK) and 2-Butanone (MEK). As indicated in the reference method, sample analysis may proceed; however, any detection or non-detection for the affected analyte(s) is considered estimated.

Method 8260C LL: The laboratory control sample and laboratory control sample duplicate (LCS/LCSD) for analytical batch 580-328821 recovered outside control limits for Acetone. Acetone has been identified as a poor performing analyte when analyzed using this method; therefore, re-extraction/re-analysis was not performed. These results have been reported and qualified.

Method 8260C LL: The ICV for analytical batch 580-328787 recovered outside control limits for the following analyte(s): Acetone. Acetone has been identified as a poor performing analyte when analyzed using this method; therefore, re-extraction/re-analysis was not performed. These results have been reported and qualified.

Method 8260C LL: The following volatile sample was analyzed with significant headspace in the sample container(s): 0520-01 (580-94785-1). Significant headspace is defined as a bubble greater than 6 mm in diameter.

No additional analytical or quality issues were noted, other than those described above or in the Definitions/Glossary page.

#### Metals

No analytical or quality issues were noted, other than those described in the Definitions/Glossary page.

#### General Chemistry

Method 350.1: The matrix spike / matrix spike duplicate (MS/MSD) recoveries for preparation batch 580-329369 and analytical batch 580-329371 were outside control limits. Sample matrix interference and/or non-homogeneity are suspected because the associated laboratory control sample (LCS) recovery was within acceptance limits.

Method SM 5310B: Due to the high concentration of organic carbon, the matrix spike / matrix spike duplicate (MS/MSD) for analytical batch 580-328768 could not be evaluated for accuracy and precision. The associated laboratory control sample (LCS) met acceptance criteria.

# Case Narrative

Client: SCS Engineers  
Project/Site: Coupeville Solid Waste Facility Groundwa

Job ID: 580-94785-1

---

## Job ID: 580-94785-1 (Continued)

---

### Laboratory: Eurofins TestAmerica, Seattle (Continued)

Method SM 5310B: The matrix spike / matrix spike duplicate (MS/MSD) recoveries for analytical batch 580-329013 were outside control limits. Sample matrix interference and/or non-homogeneity are suspected because the associated laboratory control sample (LCS) recovery was within acceptance limits.

No additional analytical or quality issues were noted, other than those described above or in the Definitions/Glossary page.

#### VOA Prep

No analytical or quality issues were noted, other than those described in the Definitions/Glossary page.



# Definitions/Glossary

Client: SCS Engineers  
 Project/Site: Coupeville Solid Waste Facility Groundwa

Job ID: 580-94785-1

## Qualifiers

### GC/MS VOA

Qualifier	Qualifier Description
*	LCS or LCSD is outside acceptance limits.
J	Result is less than the RL but greater than or equal to the MDL and the concentration is an approximate value.

### General Chemistry

Qualifier	Qualifier Description
4	MS, MSD: The analyte present in the original sample is greater than 4 times the matrix spike concentration; therefore, control limits are not applicable.
F1	MS and/or MSD recovery exceeds control limits.

## Glossary

Abbreviation	These commonly used abbreviations may or may not be present in this report.
α	Listed under the "D" column to designate that the result is reported on a dry weight basis
%R	Percent Recovery
CFL	Contains Free Liquid
CFU	Colony Forming Unit
CNF	Contains No Free Liquid
DER	Duplicate Error Ratio (normalized absolute difference)
Dil Fac	Dilution Factor
DL	Detection Limit (DoD/DOE)
DL, RA, RE, IN	Indicates a Dilution, Re-analysis, Re-extraction, or additional Initial metals/anion analysis of the sample
DLC	Decision Level Concentration (Radiochemistry)
EDL	Estimated Detection Limit (Dioxin)
LOD	Limit of Detection (DoD/DOE)
LOQ	Limit of Quantitation (DoD/DOE)
MCL	EPA recommended "Maximum Contaminant Level"
MDA	Minimum Detectable Activity (Radiochemistry)
MDC	Minimum Detectable Concentration (Radiochemistry)
MDL	Method Detection Limit
ML	Minimum Level (Dioxin)
MPN	Most Probable Number
MQL	Method Quantitation Limit
NC	Not Calculated
ND	Not Detected at the reporting limit (or MDL or EDL if shown)
NEG	Negative / Absent
POS	Positive / Present
PQL	Practical Quantitation Limit
PRES	Presumptive
QC	Quality Control
RER	Relative Error Ratio (Radiochemistry)
RL	Reporting Limit or Requested Limit (Radiochemistry)
RPD	Relative Percent Difference, a measure of the relative difference between two points
TEF	Toxicity Equivalent Factor (Dioxin)
TEQ	Toxicity Equivalent Quotient (Dioxin)
TNTC	Too Numerous To Count

# Client Sample Results

Client: SCS Engineers  
 Project/Site: Coupeville Solid Waste Facility Groundwa

Job ID: 580-94785-1

**Client Sample ID: 0520-01**

**Lab Sample ID: 580-94785-1**

**Date Collected: 05/18/20 10:41**

**Matrix: Water**

**Date Received: 05/19/20 15:20**

**Method: 8260C LL - Volatile Organic Compounds by GC/MS**

Analyte	Result	Qualifier	RL	MDL	Unit	D	Prepared	Analyzed	Dil Fac
1,1,1,2-Tetrachloroethane	ND		0.30		ug/L			05/21/20 20:44	1
1,1,1-Trichloroethane	ND		0.20		ug/L			05/21/20 20:44	1
1,1,2,2-Tetrachloroethane	ND		0.20		ug/L			05/21/20 20:44	1
1,1,2-Trichloroethane	ND		0.20		ug/L			05/21/20 20:44	1
1,1-Dichloroethane	ND		0.20		ug/L			05/21/20 20:44	1
1,1-Dichloroethene	ND		0.20		ug/L			05/21/20 20:44	1
1,2,3-Trichloropropane	ND		0.20		ug/L			05/21/20 20:44	1
1,2-Dibromo-3-Chloropropane	ND		2.0		ug/L			05/21/20 20:44	1
1,2-Dibromoethane	ND		0.10		ug/L			05/21/20 20:44	1
1,2-Dichlorobenzene	ND		0.30		ug/L			05/21/20 20:44	1
1,2-Dichloroethane	ND		0.20		ug/L			05/21/20 20:44	1
1,2-Dichloropropane	ND		0.20		ug/L			05/21/20 20:44	1
1,4-Dichlorobenzene	ND		0.30		ug/L			05/21/20 20:44	1
2-Butanone	ND		10		ug/L			05/21/20 20:44	1
2-Hexanone	ND		3.0		ug/L			05/21/20 20:44	1
4-Methyl-2-pentanone	ND		10		ug/L			05/21/20 20:44	1
Acetone	ND		10		ug/L			05/21/20 20:44	1
Acrylonitrile	ND		10		ug/L			05/21/20 20:44	1
Benzene	ND		0.20		ug/L			05/21/20 20:44	1
Bromochloromethane	ND		0.20		ug/L			05/21/20 20:44	1
Bromodichloromethane	ND		0.20		ug/L			05/21/20 20:44	1
Bromoform	ND		0.50		ug/L			05/21/20 20:44	1
Bromomethane	ND		0.50		ug/L			05/21/20 20:44	1
Carbon disulfide	ND		0.30		ug/L			05/21/20 20:44	1
Carbon tetrachloride	ND		0.20		ug/L			05/21/20 20:44	1
Chlorobenzene	ND		0.20		ug/L			05/21/20 20:44	1
Chloroethane	ND		0.50		ug/L			05/21/20 20:44	1
Chloroform	ND		0.20		ug/L			05/21/20 20:44	1
Chloromethane	ND		0.50		ug/L			05/21/20 20:44	1
<b>cis-1,2-Dichloroethene</b>	<b>5.4</b>	<b>J</b>	0.20		ug/L			05/21/20 20:44	1
cis-1,3-Dichloropropene	ND		0.20		ug/L			05/21/20 20:44	1
Dibromochloromethane	ND		0.20		ug/L			05/21/20 20:44	1
Dibromomethane	ND		0.20		ug/L			05/21/20 20:44	1
Ethylbenzene	ND		0.20		ug/L			05/21/20 20:44	1
m,p-Xylene	ND		0.50		ug/L			05/21/20 20:44	1
Methyl iodide	ND		0.50		ug/L			05/21/20 20:44	1
Methylene Chloride	ND		5.0		ug/L			05/21/20 20:44	1
o-Xylene	ND		0.50		ug/L			05/21/20 20:44	1
Styrene	ND		1.0		ug/L			05/21/20 20:44	1
Tetrachloroethene	ND		0.50		ug/L			05/21/20 20:44	1
Toluene	ND		0.20		ug/L			05/21/20 20:44	1
trans-1,2-Dichloroethene	ND		0.20		ug/L			05/21/20 20:44	1
trans-1,3-Dichloropropene	ND		0.20		ug/L			05/21/20 20:44	1
trans-1,4-Dichloro-2-butene	ND		2.0		ug/L			05/21/20 20:44	1
<b>Trichloroethene</b>	<b>17</b>	<b>J</b>	0.20		ug/L			05/21/20 20:44	1
Trichlorofluoromethane	ND		0.50		ug/L			05/21/20 20:44	1
Vinyl acetate	ND		2.0		ug/L			05/21/20 20:44	1
<b>Vinyl chloride</b>	<b>0.52</b>	<b>J</b>	0.020		ug/L			05/21/20 20:44	1

# Client Sample Results

Client: SCS Engineers  
Project/Site: Coupeville Solid Waste Facility Groundwa

Job ID: 580-94785-1

**Client Sample ID: 0520-01**

**Lab Sample ID: 580-94785-1**

**Date Collected: 05/18/20 10:41**

**Matrix: Water**

**Date Received: 05/19/20 15:20**

Surrogate	%Recovery	Qualifier	Limits	Prepared	Analyzed	Dil Fac
1,2-Dichloroethane-d4 (Surr)	101		80 - 120		05/21/20 20:44	1
4-Bromofluorobenzene (Surr)	104		80 - 120		05/21/20 20:44	1
Dibromofluoromethane (Surr)	98		80 - 120		05/21/20 20:44	1
Toluene-d8 (Surr)	97		80 - 120		05/21/20 20:44	1
Trifluorotoluene (Surr)					05/21/20 20:44	1

### Method: 6010C - Metals (ICP) - Dissolved

Analyte	Result	Qualifier	RL	MDL	Unit	D	Prepared	Analyzed	Dil Fac
Calcium	160		1.1		mg/L		05/20/20 08:26	05/20/20 16:23	1
Iron	ND		0.30		mg/L		05/20/20 08:26	05/20/20 16:23	1
Magnesium	62		1.1		mg/L		05/20/20 08:26	05/20/20 16:23	1
Manganese	ND		0.020		mg/L		05/20/20 08:26	05/20/20 16:23	1
Potassium	6.7		3.3		mg/L		05/20/20 08:26	05/21/20 12:48	1
Sodium	31		2.0		mg/L		05/20/20 08:26	05/20/20 16:23	1

### Method: 6020A - Metals (ICP/MS) - Total Recoverable

Analyte	Result	Qualifier	RL	MDL	Unit	D	Prepared	Analyzed	Dil Fac
Antimony	ND		0.00080		mg/L		05/20/20 08:54	05/22/20 09:50	1
Arsenic	0.0026		0.0010		mg/L		05/20/20 08:54	05/22/20 09:50	1
Barium	0.051		0.0012		mg/L		05/20/20 08:54	05/22/20 09:50	1
Beryllium	ND		0.00040		mg/L		05/20/20 08:54	05/22/20 09:50	1
Cadmium	ND		0.00080		mg/L		05/20/20 08:54	05/22/20 09:50	1
Chromium	0.0059		0.00080		mg/L		05/20/20 08:54	05/22/20 09:50	1
Cobalt	ND		0.00040		mg/L		05/20/20 08:54	05/22/20 09:50	1
Copper	ND		0.0020		mg/L		05/20/20 08:54	05/22/20 09:50	1
Lead	ND		0.00080		mg/L		05/20/20 08:54	05/22/20 09:50	1
Nickel	ND		0.0030		mg/L		05/20/20 08:54	05/22/20 09:50	1
Selenium	ND		0.0080		mg/L		05/20/20 08:54	05/22/20 09:50	1
Silver	ND		0.00040		mg/L		05/20/20 08:54	05/22/20 09:50	1
Thallium	ND		0.0010		mg/L		05/20/20 08:54	05/22/20 09:50	1
Vanadium	0.0064		0.0040		mg/L		05/20/20 08:54	05/22/20 09:50	1
Zinc	ND		0.0070		mg/L		05/20/20 08:54	05/22/20 09:50	1

### General Chemistry

Analyte	Result	Qualifier	RL	MDL	Unit	D	Prepared	Analyzed	Dil Fac
Fluoride	ND		0.20		mg/L			05/20/20 09:24	1
Nitrate Nitrite as N	4.0		0.40		mg/L			05/20/20 09:24	1
Chloride	35		0.90		mg/L			05/20/20 09:24	1
Sulfate	39		1.2		mg/L			05/20/20 09:24	1
Ammonia	ND		0.50		mg/L		05/20/20 11:50	05/20/20 11:55	1
Total Organic Carbon	52		1.5		mg/L			05/20/20 13:44	1
Analyte	Result	Qualifier	RL	RL	Unit	D	Prepared	Analyzed	Dil Fac
Alkalinity	580		5.0		mg/L			05/26/20 16:43	1
Bicarbonate Alkalinity as CaCO3	580		5.0		mg/L			05/26/20 16:43	1
Carbonate Alkalinity as CaCO3	ND		5.0		mg/L			05/26/20 16:43	1
Hydroxide Alkalinity as CaCO3	ND		5.0		mg/L			05/26/20 16:43	1
Total Dissolved Solids	510		10		mg/L			05/20/20 12:54	1
Chemical Oxygen Demand	ND		10		mg/L		05/20/20 11:12	05/20/20 12:31	1

Eurofins TestAmerica, Seattle

# Client Sample Results

Client: SCS Engineers  
 Project/Site: Coupeville Solid Waste Facility Groundwa

Job ID: 580-94785-1

**Client Sample ID: 0520-02**

**Lab Sample ID: 580-94785-2**

Date Collected: 05/18/20 11:11

Matrix: Water

Date Received: 05/19/20 15:20

**Method: 8260C LL - Volatile Organic Compounds by GC/MS**

Analyte	Result	Qualifier	RL	MDL	Unit	D	Prepared	Analyzed	Dil Fac
1,1,1,2-Tetrachloroethane	ND		0.30		ug/L			05/21/20 21:11	1
1,1,1-Trichloroethane	ND		0.20		ug/L			05/21/20 21:11	1
1,1,2,2-Tetrachloroethane	ND		0.20		ug/L			05/21/20 21:11	1
1,1,2-Trichloroethane	ND		0.20		ug/L			05/21/20 21:11	1
1,1-Dichloroethane	ND		0.20		ug/L			05/21/20 21:11	1
1,1-Dichloroethene	ND		0.20		ug/L			05/21/20 21:11	1
1,2,3-Trichloropropane	ND		0.20		ug/L			05/21/20 21:11	1
1,2-Dibromo-3-Chloropropane	ND		2.0		ug/L			05/21/20 21:11	1
1,2-Dibromoethane	ND		0.10		ug/L			05/21/20 21:11	1
1,2-Dichlorobenzene	ND		0.30		ug/L			05/21/20 21:11	1
1,2-Dichloroethane	ND		0.20		ug/L			05/21/20 21:11	1
1,2-Dichloropropane	ND		0.20		ug/L			05/21/20 21:11	1
1,4-Dichlorobenzene	ND		0.30		ug/L			05/21/20 21:11	1
2-Butanone	ND		10		ug/L			05/21/20 21:11	1
2-Hexanone	ND		3.0		ug/L			05/21/20 21:11	1
4-Methyl-2-pentanone	ND		10		ug/L			05/21/20 21:11	1
Acetone	ND		10		ug/L			05/21/20 21:11	1
Acrylonitrile	ND		10		ug/L			05/21/20 21:11	1
Benzene	ND		0.20		ug/L			05/21/20 21:11	1
Bromochloromethane	ND		0.20		ug/L			05/21/20 21:11	1
Bromodichloromethane	ND		0.20		ug/L			05/21/20 21:11	1
Bromoform	ND		0.50		ug/L			05/21/20 21:11	1
Bromomethane	ND		0.50		ug/L			05/21/20 21:11	1
Carbon disulfide	ND		0.30		ug/L			05/21/20 21:11	1
Carbon tetrachloride	ND		0.20		ug/L			05/21/20 21:11	1
Chlorobenzene	ND		0.20		ug/L			05/21/20 21:11	1
Chloroethane	ND		0.50		ug/L			05/21/20 21:11	1
Chloroform	ND		0.20		ug/L			05/21/20 21:11	1
Chloromethane	ND		0.50		ug/L			05/21/20 21:11	1
<b>cis-1,2-Dichloroethene</b>	<b>3.2 J</b>		0.20		ug/L			05/21/20 21:11	1
cis-1,3-Dichloropropene	ND		0.20		ug/L			05/21/20 21:11	1
Dibromochloromethane	ND		0.20		ug/L			05/21/20 21:11	1
Dibromomethane	ND		0.20		ug/L			05/21/20 21:11	1
Ethylbenzene	ND		0.20		ug/L			05/21/20 21:11	1
m,p-Xylene	ND		0.50		ug/L			05/21/20 21:11	1
Methyl iodide	ND		0.50		ug/L			05/21/20 21:11	1
Methylene Chloride	ND		5.0		ug/L			05/21/20 21:11	1
o-Xylene	ND		0.50		ug/L			05/21/20 21:11	1
Styrene	ND		1.0		ug/L			05/21/20 21:11	1
Tetrachloroethene	ND		0.50		ug/L			05/21/20 21:11	1
Toluene	ND		0.20		ug/L			05/21/20 21:11	1
trans-1,2-Dichloroethene	ND		0.20		ug/L			05/21/20 21:11	1
trans-1,3-Dichloropropene	ND		0.20		ug/L			05/21/20 21:11	1
trans-1,4-Dichloro-2-butene	ND		2.0		ug/L			05/21/20 21:11	1
<b>Trichloroethene</b>	<b>11 J</b>		0.20		ug/L			05/21/20 21:11	1
Trichlorofluoromethane	ND		0.50		ug/L			05/21/20 21:11	1
Vinyl acetate	ND		2.0		ug/L			05/21/20 21:11	1
<b>Vinyl chloride</b>	<b>0.18 J</b>		0.020		ug/L			05/21/20 21:11	1

# Client Sample Results

Client: SCS Engineers  
 Project/Site: Coupeville Solid Waste Facility Groundwa

Job ID: 580-94785-1

**Client Sample ID: 0520-02**

**Lab Sample ID: 580-94785-2**

**Date Collected: 05/18/20 11:11**

**Matrix: Water**

**Date Received: 05/19/20 15:20**

Surrogate	%Recovery	Qualifier	Limits	Prepared	Analyzed	Dil Fac
1,2-Dichloroethane-d4 (Surr)	102		80 - 120		05/21/20 21:11	1
4-Bromofluorobenzene (Surr)	101		80 - 120		05/21/20 21:11	1
Dibromofluoromethane (Surr)	97		80 - 120		05/21/20 21:11	1
Toluene-d8 (Surr)	99		80 - 120		05/21/20 21:11	1
Trifluorotoluene (Surr)					05/21/20 21:11	1

**Method: 6010C - Metals (ICP) - Dissolved**

Analyte	Result	Qualifier	RL	MDL	Unit	D	Prepared	Analyzed	Dil Fac
Calcium	71		1.1		mg/L		05/20/20 08:26	05/20/20 16:27	1
Iron	ND		0.30		mg/L		05/20/20 08:26	05/20/20 16:27	1
Magnesium	63		1.1		mg/L		05/20/20 08:26	05/20/20 16:27	1
Manganese	0.19		0.020		mg/L		05/20/20 08:26	05/20/20 16:27	1
Potassium	8.0		3.3		mg/L		05/20/20 08:26	05/21/20 12:51	1
Sodium	35		2.0		mg/L		05/20/20 08:26	05/20/20 16:27	1

**Method: 6020A - Metals (ICP/MS) - Total Recoverable**

Analyte	Result	Qualifier	RL	MDL	Unit	D	Prepared	Analyzed	Dil Fac
Antimony	ND		0.00080		mg/L		05/20/20 08:54	05/22/20 10:24	1
Arsenic	0.011		0.0010		mg/L		05/20/20 08:54	05/22/20 10:24	1
Barium	0.046		0.0012		mg/L		05/20/20 08:54	05/22/20 10:24	1
Beryllium	ND		0.00040		mg/L		05/20/20 08:54	05/22/20 10:24	1
Cadmium	ND		0.00080		mg/L		05/20/20 08:54	05/22/20 10:24	1
Chromium	ND		0.00080		mg/L		05/20/20 08:54	05/22/20 10:24	1
Cobalt	ND		0.00040		mg/L		05/20/20 08:54	05/22/20 10:24	1
Copper	ND		0.0020		mg/L		05/20/20 08:54	05/22/20 10:24	1
Lead	ND		0.00080		mg/L		05/20/20 08:54	05/22/20 10:24	1
Nickel	ND		0.0030		mg/L		05/20/20 08:54	05/22/20 10:24	1
Selenium	ND		0.0080		mg/L		05/20/20 08:54	05/22/20 10:24	1
Silver	ND		0.00040		mg/L		05/20/20 08:54	05/22/20 10:24	1
Thallium	ND		0.0010		mg/L		05/20/20 08:54	05/22/20 10:24	1
Vanadium	ND		0.0040		mg/L		05/20/20 08:54	05/22/20 10:24	1
Zinc	ND		0.0070		mg/L		05/20/20 08:54	05/22/20 10:24	1

**General Chemistry**

Analyte	Result	Qualifier	RL	MDL	Unit	D	Prepared	Analyzed	Dil Fac
Fluoride	ND		0.20		mg/L			05/20/20 09:59	1
Nitrate Nitrite as N	0.58		0.40		mg/L			05/20/20 09:59	1
Chloride	69		0.90		mg/L			05/20/20 09:59	1
Sulfate	27		1.2		mg/L			05/20/20 09:59	1
Ammonia	ND		0.50		mg/L		05/20/20 11:50	05/20/20 11:55	1
Total Organic Carbon	38	F1	1.5		mg/L			05/22/20 15:56	1
Analyte	Result	Qualifier	RL	RL	Unit	D	Prepared	Analyzed	Dil Fac
Alkalinity	360		5.0		mg/L			05/26/20 16:43	1
Bicarbonate Alkalinity as CaCO3	360		5.0		mg/L			05/26/20 16:43	1
Carbonate Alkalinity as CaCO3	ND		5.0		mg/L			05/26/20 16:43	1
Hydroxide Alkalinity as CaCO3	ND		5.0		mg/L			05/26/20 16:43	1
Total Dissolved Solids	400		10		mg/L			05/20/20 12:54	1
Chemical Oxygen Demand	ND		10		mg/L		05/20/20 11:12	05/20/20 12:31	1

Eurofins TestAmerica, Seattle

# Client Sample Results

Client: SCS Engineers  
 Project/Site: Coupeville Solid Waste Facility Groundwa

Job ID: 580-94785-1

**Client Sample ID: 0520-03**

**Lab Sample ID: 580-94785-3**

Date Collected: 05/18/20 11:38

Matrix: Water

Date Received: 05/19/20 15:20

**Method: 8260C LL - Volatile Organic Compounds by GC/MS**

Analyte	Result	Qualifier	RL	MDL	Unit	D	Prepared	Analyzed	Dil Fac
1,1,1,2-Tetrachloroethane	ND		0.30		ug/L			05/21/20 19:27	1
1,1,1-Trichloroethane	ND		0.20		ug/L			05/21/20 19:27	1
1,1,2,2-Tetrachloroethane	ND		0.20		ug/L			05/21/20 19:27	1
1,1,2-Trichloroethane	ND		0.20		ug/L			05/21/20 19:27	1
1,1-Dichloroethane	ND		0.20		ug/L			05/21/20 19:27	1
1,1-Dichloroethene	ND		0.20		ug/L			05/21/20 19:27	1
1,2,3-Trichloropropane	ND		0.20		ug/L			05/21/20 19:27	1
1,2-Dibromo-3-Chloropropane	ND		2.0		ug/L			05/21/20 19:27	1
1,2-Dibromoethane	ND		0.10		ug/L			05/21/20 19:27	1
1,2-Dichlorobenzene	ND		0.30		ug/L			05/21/20 19:27	1
1,2-Dichloroethane	ND		0.20		ug/L			05/21/20 19:27	1
1,2-Dichloropropane	ND		0.20		ug/L			05/21/20 19:27	1
1,4-Dichlorobenzene	ND		0.30		ug/L			05/21/20 19:27	1
2-Butanone	ND		10		ug/L			05/21/20 19:27	1
2-Hexanone	ND		3.0		ug/L			05/21/20 19:27	1
4-Methyl-2-pentanone	ND		10		ug/L			05/21/20 19:27	1
Acetone	ND *		10		ug/L			05/21/20 19:27	1
Acrylonitrile	ND		10		ug/L			05/21/20 19:27	1
Benzene	ND		0.20		ug/L			05/21/20 19:27	1
Bromochloromethane	ND		0.20		ug/L			05/21/20 19:27	1
Bromodichloromethane	ND		0.20		ug/L			05/21/20 19:27	1
Bromoform	ND		0.50		ug/L			05/21/20 19:27	1
Bromomethane	ND		0.50		ug/L			05/21/20 19:27	1
Carbon disulfide	ND		0.30		ug/L			05/21/20 19:27	1
Carbon tetrachloride	ND		0.20		ug/L			05/21/20 19:27	1
Chlorobenzene	ND		0.20		ug/L			05/21/20 19:27	1
Chloroethane	ND		0.50		ug/L			05/21/20 19:27	1
Chloroform	ND		0.20		ug/L			05/21/20 19:27	1
Chloromethane	ND		0.50		ug/L			05/21/20 19:27	1
cis-1,2-Dichloroethene	ND		0.20		ug/L			05/21/20 19:27	1
cis-1,3-Dichloropropene	ND		0.20		ug/L			05/21/20 19:27	1
Dibromochloromethane	ND		0.20		ug/L			05/21/20 19:27	1
Dibromomethane	ND		0.20		ug/L			05/21/20 19:27	1
Ethylbenzene	ND		0.20		ug/L			05/21/20 19:27	1
m,p-Xylene	ND		0.50		ug/L			05/21/20 19:27	1
Methyl iodide	ND		0.50		ug/L			05/21/20 19:27	1
Methylene Chloride	ND		5.0		ug/L			05/21/20 19:27	1
o-Xylene	ND		0.50		ug/L			05/21/20 19:27	1
Styrene	ND		1.0		ug/L			05/21/20 19:27	1
Tetrachloroethene	ND		0.50		ug/L			05/21/20 19:27	1
Toluene	ND		0.20		ug/L			05/21/20 19:27	1
trans-1,2-Dichloroethene	ND		0.20		ug/L			05/21/20 19:27	1
trans-1,3-Dichloropropene	ND		0.20		ug/L			05/21/20 19:27	1
trans-1,4-Dichloro-2-butene	ND		2.0		ug/L			05/21/20 19:27	1
Trichloroethene	ND		0.20		ug/L			05/21/20 19:27	1
Trichlorofluoromethane	ND		0.50		ug/L			05/21/20 19:27	1
Vinyl acetate	ND		2.0		ug/L			05/21/20 19:27	1
Vinyl chloride	ND		0.020		ug/L			05/21/20 19:27	1

# Client Sample Results

Client: SCS Engineers  
Project/Site: Coupeville Solid Waste Facility Groundwa

Job ID: 580-94785-1

**Client Sample ID: 0520-03**

**Lab Sample ID: 580-94785-3**

Date Collected: 05/18/20 11:38

Matrix: Water

Date Received: 05/19/20 15:20

Surrogate	%Recovery	Qualifier	Limits	Prepared	Analyzed	Dil Fac
1,2-Dichloroethane-d4 (Surr)	108		80 - 120		05/21/20 19:27	1
4-Bromofluorobenzene (Surr)	100		80 - 120		05/21/20 19:27	1
Dibromofluoromethane (Surr)	110		80 - 120		05/21/20 19:27	1
Toluene-d8 (Surr)	97		80 - 120		05/21/20 19:27	1

### Method: 6010C - Metals (ICP) - Dissolved

Analyte	Result	Qualifier	RL	MDL	Unit	D	Prepared	Analyzed	Dil Fac
Calcium	42		1.1		mg/L		05/20/20 08:26	05/20/20 16:30	1
Iron	ND		0.30		mg/L		05/20/20 08:26	05/20/20 16:30	1
Magnesium	29		1.1		mg/L		05/20/20 08:26	05/20/20 16:30	1
Manganese	0.073		0.020		mg/L		05/20/20 08:26	05/20/20 16:30	1
Potassium	11		3.3		mg/L		05/20/20 08:26	05/21/20 12:55	1
Sodium	30		2.0		mg/L		05/20/20 08:26	05/20/20 16:30	1

### Method: 6020A - Metals (ICP/MS) - Total Recoverable

Analyte	Result	Qualifier	RL	MDL	Unit	D	Prepared	Analyzed	Dil Fac
Antimony	ND		0.00080		mg/L		05/20/20 08:54	05/22/20 10:27	1
Arsenic	0.017		0.0010		mg/L		05/20/20 08:54	05/22/20 10:27	1
Barium	0.034		0.0012		mg/L		05/20/20 08:54	05/22/20 10:27	1
Beryllium	ND		0.00040		mg/L		05/20/20 08:54	05/22/20 10:27	1
Cadmium	ND		0.00080		mg/L		05/20/20 08:54	05/22/20 10:27	1
Chromium	ND		0.00080		mg/L		05/20/20 08:54	05/22/20 10:27	1
Cobalt	ND		0.00040		mg/L		05/20/20 08:54	05/22/20 10:27	1
Copper	ND		0.0020		mg/L		05/20/20 08:54	05/22/20 10:27	1
Lead	ND		0.00080		mg/L		05/20/20 08:54	05/22/20 10:27	1
Nickel	ND		0.0030		mg/L		05/20/20 08:54	05/22/20 10:27	1
Selenium	ND		0.0080		mg/L		05/20/20 08:54	05/22/20 10:27	1
Silver	ND		0.00040		mg/L		05/20/20 08:54	05/22/20 10:27	1
Thallium	ND		0.0010		mg/L		05/20/20 08:54	05/22/20 10:27	1
Vanadium	ND		0.0040		mg/L		05/20/20 08:54	05/22/20 10:27	1
Zinc	ND		0.0070		mg/L		05/20/20 08:54	05/22/20 10:27	1

### General Chemistry

Analyte	Result	Qualifier	RL	MDL	Unit	D	Prepared	Analyzed	Dil Fac
Fluoride	ND		0.20		mg/L			05/20/20 10:11	1
Nitrate Nitrite as N	ND		0.40		mg/L			05/20/20 10:11	1
Chloride	34		0.90		mg/L			05/20/20 10:11	1
Sulfate	13		1.2		mg/L			05/20/20 10:11	1
Ammonia	ND		0.50		mg/L		05/20/20 11:50	05/20/20 11:55	1
Total Organic Carbon	26		1.5		mg/L			05/22/20 16:59	1

Analyte	Result	Qualifier	RL	RL	Unit	D	Prepared	Analyzed	Dil Fac
Alkalinity	220		5.0		mg/L			05/26/20 16:43	1
Bicarbonate Alkalinity as CaCO3	220		5.0		mg/L			05/26/20 16:43	1
Carbonate Alkalinity as CaCO3	ND		5.0		mg/L			05/26/20 16:43	1
Hydroxide Alkalinity as CaCO3	ND		5.0		mg/L			05/26/20 16:43	1
Total Dissolved Solids	460		10		mg/L			05/20/20 12:54	1
Chemical Oxygen Demand	ND		10		mg/L		05/20/20 11:12	05/20/20 12:31	1

Eurofins TestAmerica, Seattle

# Client Sample Results

Client: SCS Engineers  
 Project/Site: Coupeville Solid Waste Facility Groundwa

Job ID: 580-94785-1

**Client Sample ID: 0520-04**

**Lab Sample ID: 580-94785-4**

**Date Collected: 05/18/20 12:05**

**Matrix: Water**

**Date Received: 05/19/20 15:20**

**Method: 8260C LL - Volatile Organic Compounds by GC/MS**

Analyte	Result	Qualifier	RL	MDL	Unit	D	Prepared	Analyzed	Dil Fac
1,1,1,2-Tetrachloroethane	ND		0.30		ug/L			05/21/20 19:54	1
1,1,1-Trichloroethane	ND		0.20		ug/L			05/21/20 19:54	1
1,1,2,2-Tetrachloroethane	ND		0.20		ug/L			05/21/20 19:54	1
1,1,2-Trichloroethane	ND		0.20		ug/L			05/21/20 19:54	1
1,1-Dichloroethane	ND		0.20		ug/L			05/21/20 19:54	1
1,1-Dichloroethene	ND		0.20		ug/L			05/21/20 19:54	1
1,2,3-Trichloropropane	ND		0.20		ug/L			05/21/20 19:54	1
1,2-Dibromo-3-Chloropropane	ND		2.0		ug/L			05/21/20 19:54	1
1,2-Dibromoethane	ND		0.10		ug/L			05/21/20 19:54	1
1,2-Dichlorobenzene	ND		0.30		ug/L			05/21/20 19:54	1
1,2-Dichloroethane	ND		0.20		ug/L			05/21/20 19:54	1
1,2-Dichloropropane	ND		0.20		ug/L			05/21/20 19:54	1
1,4-Dichlorobenzene	ND		0.30		ug/L			05/21/20 19:54	1
2-Butanone	ND		10		ug/L			05/21/20 19:54	1
2-Hexanone	ND		3.0		ug/L			05/21/20 19:54	1
4-Methyl-2-pentanone	ND		10		ug/L			05/21/20 19:54	1
Acetone	ND *		10		ug/L			05/21/20 19:54	1
Acrylonitrile	ND		10		ug/L			05/21/20 19:54	1
Benzene	ND		0.20		ug/L			05/21/20 19:54	1
Bromochloromethane	ND		0.20		ug/L			05/21/20 19:54	1
Bromodichloromethane	ND		0.20		ug/L			05/21/20 19:54	1
Bromoform	ND		0.50		ug/L			05/21/20 19:54	1
Bromomethane	ND		0.50		ug/L			05/21/20 19:54	1
Carbon disulfide	ND		0.30		ug/L			05/21/20 19:54	1
Carbon tetrachloride	ND		0.20		ug/L			05/21/20 19:54	1
Chlorobenzene	ND		0.20		ug/L			05/21/20 19:54	1
Chloroethane	ND		0.50		ug/L			05/21/20 19:54	1
Chloroform	ND		0.20		ug/L			05/21/20 19:54	1
Chloromethane	ND		0.50		ug/L			05/21/20 19:54	1
cis-1,2-Dichloroethene	ND		0.20		ug/L			05/21/20 19:54	1
cis-1,3-Dichloropropene	ND		0.20		ug/L			05/21/20 19:54	1
Dibromochloromethane	ND		0.20		ug/L			05/21/20 19:54	1
Dibromomethane	ND		0.20		ug/L			05/21/20 19:54	1
Ethylbenzene	ND		0.20		ug/L			05/21/20 19:54	1
m,p-Xylene	ND		0.50		ug/L			05/21/20 19:54	1
Methyl iodide	ND		0.50		ug/L			05/21/20 19:54	1
Methylene Chloride	ND		5.0		ug/L			05/21/20 19:54	1
o-Xylene	ND		0.50		ug/L			05/21/20 19:54	1
Styrene	ND		1.0		ug/L			05/21/20 19:54	1
Tetrachloroethene	ND		0.50		ug/L			05/21/20 19:54	1
Toluene	ND		0.20		ug/L			05/21/20 19:54	1
trans-1,2-Dichloroethene	ND		0.20		ug/L			05/21/20 19:54	1
trans-1,3-Dichloropropene	ND		0.20		ug/L			05/21/20 19:54	1
trans-1,4-Dichloro-2-butene	ND		2.0		ug/L			05/21/20 19:54	1
Trichloroethene	ND		0.20		ug/L			05/21/20 19:54	1
Trichlorofluoromethane	ND		0.50		ug/L			05/21/20 19:54	1
Vinyl acetate	ND		2.0		ug/L			05/21/20 19:54	1
Vinyl chloride	ND		0.020		ug/L			05/21/20 19:54	1

Eurofins TestAmerica, Seattle

# Client Sample Results

Client: SCS Engineers  
 Project/Site: Coupeville Solid Waste Facility Groundwa

Job ID: 580-94785-1

**Client Sample ID: 0520-04**

**Lab Sample ID: 580-94785-4**

**Date Collected: 05/18/20 12:05**

**Matrix: Water**

**Date Received: 05/19/20 15:20**

Surrogate	%Recovery	Qualifier	Limits	Prepared	Analyzed	Dil Fac
1,2-Dichloroethane-d4 (Surr)	110		80 - 120		05/21/20 19:54	1
4-Bromofluorobenzene (Surr)	96		80 - 120		05/21/20 19:54	1
Dibromofluoromethane (Surr)	107		80 - 120		05/21/20 19:54	1
Toluene-d8 (Surr)	98		80 - 120		05/21/20 19:54	1

### Method: 6010C - Metals (ICP) - Dissolved

Analyte	Result	Qualifier	RL	MDL	Unit	D	Prepared	Analyzed	Dil Fac
Calcium	77		1.1		mg/L		05/20/20 08:26	05/20/20 16:33	1
Iron	ND		0.30		mg/L		05/20/20 08:26	05/20/20 16:33	1
Magnesium	50		1.1		mg/L		05/20/20 08:26	05/20/20 16:33	1
Manganese	ND		0.020		mg/L		05/20/20 08:26	05/20/20 16:33	1
Potassium	5.9		3.3		mg/L		05/20/20 08:26	05/21/20 12:58	1
Sodium	32		2.0		mg/L		05/20/20 08:26	05/20/20 16:33	1

### Method: 6020A - Metals (ICP/MS) - Total Recoverable

Analyte	Result	Qualifier	RL	MDL	Unit	D	Prepared	Analyzed	Dil Fac
Antimony	ND		0.00080		mg/L		05/20/20 08:54	05/22/20 10:30	1
Arsenic	0.0057		0.0010		mg/L		05/20/20 08:54	05/22/20 10:30	1
Barium	0.025		0.0012		mg/L		05/20/20 08:54	05/22/20 10:30	1
Beryllium	ND		0.00040		mg/L		05/20/20 08:54	05/22/20 10:30	1
Cadmium	ND		0.00080		mg/L		05/20/20 08:54	05/22/20 10:30	1
Chromium	0.0069		0.00080		mg/L		05/20/20 08:54	05/22/20 10:30	1
Cobalt	ND		0.00040		mg/L		05/20/20 08:54	05/22/20 10:30	1
Copper	ND		0.0020		mg/L		05/20/20 08:54	05/22/20 10:30	1
Lead	ND		0.00080		mg/L		05/20/20 08:54	05/22/20 10:30	1
Nickel	ND		0.0030		mg/L		05/20/20 08:54	05/22/20 10:30	1
Selenium	ND		0.0080		mg/L		05/20/20 08:54	05/22/20 10:30	1
Silver	ND		0.00040		mg/L		05/20/20 08:54	05/22/20 10:30	1
Thallium	ND		0.0010		mg/L		05/20/20 08:54	05/22/20 10:30	1
Vanadium	0.0049		0.0040		mg/L		05/20/20 08:54	05/22/20 10:30	1
Zinc	ND		0.0070		mg/L		05/20/20 08:54	05/22/20 10:30	1

### General Chemistry

Analyte	Result	Qualifier	RL	MDL	Unit	D	Prepared	Analyzed	Dil Fac
Fluoride	ND		0.20		mg/L			05/20/20 10:22	1
Nitrate Nitrite as N	1.5		0.40		mg/L			05/20/20 10:22	1
Chloride	63		0.90		mg/L			05/20/20 10:22	1
Sulfate	41		1.2		mg/L			05/20/20 10:22	1
Ammonia	ND		0.50		mg/L		05/20/20 11:50	05/20/20 11:55	1
Total Organic Carbon	36		1.5		mg/L			05/22/20 17:15	1

Analyte	Result	Qualifier	RL	RL	Unit	D	Prepared	Analyzed	Dil Fac
Alkalinity	310		5.0		mg/L			05/26/20 16:43	1
Bicarbonate Alkalinity as CaCO3	310		5.0		mg/L			05/26/20 16:43	1
Carbonate Alkalinity as CaCO3	ND		5.0		mg/L			05/26/20 16:43	1
Hydroxide Alkalinity as CaCO3	ND		5.0		mg/L			05/26/20 16:43	1
Total Dissolved Solids	280		10		mg/L			05/20/20 12:54	1
Chemical Oxygen Demand	ND		10		mg/L		05/20/20 11:12	05/20/20 12:31	1

Eurofins TestAmerica, Seattle

# Client Sample Results

Client: SCS Engineers  
 Project/Site: Coupeville Solid Waste Facility Groundwa

Job ID: 580-94785-1

**Client Sample ID: 0520-05**

**Lab Sample ID: 580-94785-5**

**Date Collected: 05/18/20 12:50**

**Matrix: Water**

**Date Received: 05/19/20 15:20**

**Method: 8260C LL - Volatile Organic Compounds by GC/MS**

Analyte	Result	Qualifier	RL	MDL	Unit	D	Prepared	Analyzed	Dil Fac
1,1,1,2-Tetrachloroethane	ND		0.30		ug/L			05/21/20 20:20	1
1,1,1-Trichloroethane	ND		0.20		ug/L			05/21/20 20:20	1
1,1,2,2-Tetrachloroethane	ND		0.20		ug/L			05/21/20 20:20	1
1,1,2-Trichloroethane	ND		0.20		ug/L			05/21/20 20:20	1
1,1-Dichloroethane	ND		0.20		ug/L			05/21/20 20:20	1
1,1-Dichloroethene	ND		0.20		ug/L			05/21/20 20:20	1
1,2,3-Trichloropropane	ND		0.20		ug/L			05/21/20 20:20	1
1,2-Dibromo-3-Chloropropane	ND		2.0		ug/L			05/21/20 20:20	1
1,2-Dibromoethane	ND		0.10		ug/L			05/21/20 20:20	1
1,2-Dichlorobenzene	ND		0.30		ug/L			05/21/20 20:20	1
1,2-Dichloroethane	ND		0.20		ug/L			05/21/20 20:20	1
1,2-Dichloropropane	ND		0.20		ug/L			05/21/20 20:20	1
1,4-Dichlorobenzene	ND		0.30		ug/L			05/21/20 20:20	1
2-Butanone	ND		10		ug/L			05/21/20 20:20	1
2-Hexanone	ND		3.0		ug/L			05/21/20 20:20	1
4-Methyl-2-pentanone	ND		10		ug/L			05/21/20 20:20	1
Acetone	ND *		10		ug/L			05/21/20 20:20	1
Acrylonitrile	ND		10		ug/L			05/21/20 20:20	1
Benzene	ND		0.20		ug/L			05/21/20 20:20	1
Bromochloromethane	ND		0.20		ug/L			05/21/20 20:20	1
Bromodichloromethane	ND		0.20		ug/L			05/21/20 20:20	1
Bromoform	ND		0.50		ug/L			05/21/20 20:20	1
Bromomethane	ND		0.50		ug/L			05/21/20 20:20	1
Carbon disulfide	ND		0.30		ug/L			05/21/20 20:20	1
Carbon tetrachloride	ND		0.20		ug/L			05/21/20 20:20	1
Chlorobenzene	ND		0.20		ug/L			05/21/20 20:20	1
Chloroethane	ND		0.50		ug/L			05/21/20 20:20	1
Chloroform	ND		0.20		ug/L			05/21/20 20:20	1
Chloromethane	ND		0.50		ug/L			05/21/20 20:20	1
cis-1,2-Dichloroethene	ND		0.20		ug/L			05/21/20 20:20	1
cis-1,3-Dichloropropene	ND		0.20		ug/L			05/21/20 20:20	1
Dibromochloromethane	ND		0.20		ug/L			05/21/20 20:20	1
Dibromomethane	ND		0.20		ug/L			05/21/20 20:20	1
Ethylbenzene	ND		0.20		ug/L			05/21/20 20:20	1
m,p-Xylene	ND		0.50		ug/L			05/21/20 20:20	1
Methyl iodide	ND		0.50		ug/L			05/21/20 20:20	1
Methylene Chloride	ND		5.0		ug/L			05/21/20 20:20	1
o-Xylene	ND		0.50		ug/L			05/21/20 20:20	1
Styrene	ND		1.0		ug/L			05/21/20 20:20	1
Tetrachloroethene	ND		0.50		ug/L			05/21/20 20:20	1
Toluene	ND		0.20		ug/L			05/21/20 20:20	1
trans-1,2-Dichloroethene	ND		0.20		ug/L			05/21/20 20:20	1
trans-1,3-Dichloropropene	ND		0.20		ug/L			05/21/20 20:20	1
trans-1,4-Dichloro-2-butene	ND		2.0		ug/L			05/21/20 20:20	1
Trichloroethene	ND		0.20		ug/L			05/21/20 20:20	1
Trichlorofluoromethane	ND		0.50		ug/L			05/21/20 20:20	1
Vinyl acetate	ND		2.0		ug/L			05/21/20 20:20	1
Vinyl chloride	ND		0.020		ug/L			05/21/20 20:20	1

# Client Sample Results

Client: SCS Engineers  
 Project/Site: Coupeville Solid Waste Facility Groundwa

Job ID: 580-94785-1

**Client Sample ID: 0520-05**

**Lab Sample ID: 580-94785-5**

Date Collected: 05/18/20 12:50

Matrix: Water

Date Received: 05/19/20 15:20

Surrogate	%Recovery	Qualifier	Limits	Prepared	Analyzed	Dil Fac
1,2-Dichloroethane-d4 (Surr)	105		80 - 120		05/21/20 20:20	1
4-Bromofluorobenzene (Surr)	99		80 - 120		05/21/20 20:20	1
Dibromofluoromethane (Surr)	105		80 - 120		05/21/20 20:20	1
Toluene-d8 (Surr)	102		80 - 120		05/21/20 20:20	1

### Method: 6010C - Metals (ICP) - Dissolved

Analyte	Result	Qualifier	RL	MDL	Unit	D	Prepared	Analyzed	Dil Fac
Calcium	120		1.1		mg/L		05/20/20 08:26	05/20/20 16:37	1
Iron	ND		0.30		mg/L		05/20/20 08:26	05/20/20 16:37	1
Magnesium	39		1.1		mg/L		05/20/20 08:26	05/20/20 16:37	1
Manganese	ND		0.020		mg/L		05/20/20 08:26	05/20/20 16:37	1
Potassium	5.7		3.3		mg/L		05/20/20 08:26	05/21/20 13:01	1
Sodium	19		2.0		mg/L		05/20/20 08:26	05/20/20 16:37	1

### Method: 6020A - Metals (ICP/MS) - Total Recoverable

Analyte	Result	Qualifier	RL	MDL	Unit	D	Prepared	Analyzed	Dil Fac
Antimony	ND		0.00080		mg/L		05/20/20 08:54	05/22/20 10:33	1
Arsenic	0.0025		0.0010		mg/L		05/20/20 08:54	05/22/20 10:33	1
Barium	0.035		0.0012		mg/L		05/20/20 08:54	05/22/20 10:33	1
Beryllium	ND		0.00040		mg/L		05/20/20 08:54	05/22/20 10:33	1
Cadmium	ND		0.00080		mg/L		05/20/20 08:54	05/22/20 10:33	1
Chromium	0.0043		0.00080		mg/L		05/20/20 08:54	05/22/20 10:33	1
Cobalt	ND		0.00040		mg/L		05/20/20 08:54	05/22/20 10:33	1
Copper	0.0033		0.0020		mg/L		05/20/20 08:54	05/22/20 10:33	1
Lead	ND		0.00080		mg/L		05/20/20 08:54	05/22/20 10:33	1
Nickel	0.0054		0.0030		mg/L		05/20/20 08:54	05/22/20 10:33	1
Selenium	ND		0.0080		mg/L		05/20/20 08:54	05/22/20 10:33	1
Silver	ND		0.00040		mg/L		05/20/20 08:54	05/22/20 10:33	1
Thallium	ND		0.0010		mg/L		05/20/20 08:54	05/22/20 10:33	1
Vanadium	0.0052		0.0040		mg/L		05/20/20 08:54	05/22/20 10:33	1
Zinc	ND		0.0070		mg/L		05/20/20 08:54	05/22/20 10:33	1

### General Chemistry

Analyte	Result	Qualifier	RL	MDL	Unit	D	Prepared	Analyzed	Dil Fac
Fluoride	ND		0.20		mg/L			05/20/20 10:34	1
Nitrate Nitrite as N	7.5		0.40		mg/L			05/20/20 10:34	1
Chloride	23		0.90		mg/L			05/20/20 10:34	1
Sulfate	ND		1.2		mg/L			05/20/20 10:34	1
Ammonia	ND		0.50		mg/L		05/20/20 11:50	05/20/20 11:55	1
Total Organic Carbon	38		1.5		mg/L			05/22/20 17:31	1
Analyte	Result	Qualifier	RL	RL	Unit	D	Prepared	Analyzed	Dil Fac
Alkalinity	320		5.0		mg/L			05/26/20 16:43	1
Bicarbonate Alkalinity as CaCO3	320		5.0		mg/L			05/26/20 16:43	1
Carbonate Alkalinity as CaCO3	ND		5.0		mg/L			05/26/20 16:43	1
Hydroxide Alkalinity as CaCO3	ND		5.0		mg/L			05/26/20 16:43	1
Total Dissolved Solids	540		10		mg/L			05/20/20 12:54	1
Chemical Oxygen Demand	ND		10		mg/L		05/20/20 11:12	05/20/20 12:31	1

Eurofins TestAmerica, Seattle

# Client Sample Results

Client: SCS Engineers  
 Project/Site: Coupeville Solid Waste Facility Groundwa

Job ID: 580-94785-1

**Client Sample ID: 0520-06**

**Lab Sample ID: 580-94785-6**

**Date Collected: 05/18/20 13:20**

**Matrix: Water**

**Date Received: 05/19/20 15:20**

**Method: 8260C LL - Volatile Organic Compounds by GC/MS**

Analyte	Result	Qualifier	RL	MDL	Unit	D	Prepared	Analyzed	Dil Fac
1,1,1,2-Tetrachloroethane	ND		0.30		ug/L			05/21/20 20:47	1
1,1,1-Trichloroethane	ND		0.20		ug/L			05/21/20 20:47	1
1,1,2,2-Tetrachloroethane	ND		0.20		ug/L			05/21/20 20:47	1
1,1,2-Trichloroethane	ND		0.20		ug/L			05/21/20 20:47	1
1,1-Dichloroethane	ND		0.20		ug/L			05/21/20 20:47	1
1,1-Dichloroethene	ND		0.20		ug/L			05/21/20 20:47	1
1,2,3-Trichloropropane	ND		0.20		ug/L			05/21/20 20:47	1
1,2-Dibromo-3-Chloropropane	ND		2.0		ug/L			05/21/20 20:47	1
1,2-Dibromoethane	ND		0.10		ug/L			05/21/20 20:47	1
1,2-Dichlorobenzene	ND		0.30		ug/L			05/21/20 20:47	1
1,2-Dichloroethane	ND		0.20		ug/L			05/21/20 20:47	1
1,2-Dichloropropane	ND		0.20		ug/L			05/21/20 20:47	1
1,4-Dichlorobenzene	ND		0.30		ug/L			05/21/20 20:47	1
2-Butanone	ND		10		ug/L			05/21/20 20:47	1
2-Hexanone	ND		3.0		ug/L			05/21/20 20:47	1
4-Methyl-2-pentanone	ND		10		ug/L			05/21/20 20:47	1
Acetone	ND *		10		ug/L			05/21/20 20:47	1
Acrylonitrile	ND		10		ug/L			05/21/20 20:47	1
Benzene	ND		0.20		ug/L			05/21/20 20:47	1
Bromochloromethane	ND		0.20		ug/L			05/21/20 20:47	1
Bromodichloromethane	ND		0.20		ug/L			05/21/20 20:47	1
Bromoform	ND		0.50		ug/L			05/21/20 20:47	1
Bromomethane	ND		0.50		ug/L			05/21/20 20:47	1
Carbon disulfide	ND		0.30		ug/L			05/21/20 20:47	1
Carbon tetrachloride	ND		0.20		ug/L			05/21/20 20:47	1
Chlorobenzene	ND		0.20		ug/L			05/21/20 20:47	1
Chloroethane	ND		0.50		ug/L			05/21/20 20:47	1
Chloroform	ND		0.20		ug/L			05/21/20 20:47	1
Chloromethane	ND		0.50		ug/L			05/21/20 20:47	1
cis-1,2-Dichloroethene	ND		0.20		ug/L			05/21/20 20:47	1
cis-1,3-Dichloropropene	ND		0.20		ug/L			05/21/20 20:47	1
Dibromochloromethane	ND		0.20		ug/L			05/21/20 20:47	1
Dibromomethane	ND		0.20		ug/L			05/21/20 20:47	1
Ethylbenzene	ND		0.20		ug/L			05/21/20 20:47	1
m,p-Xylene	ND		0.50		ug/L			05/21/20 20:47	1
Methyl iodide	ND		0.50		ug/L			05/21/20 20:47	1
Methylene Chloride	ND		5.0		ug/L			05/21/20 20:47	1
o-Xylene	ND		0.50		ug/L			05/21/20 20:47	1
Styrene	ND		1.0		ug/L			05/21/20 20:47	1
Tetrachloroethene	ND		0.50		ug/L			05/21/20 20:47	1
Toluene	ND		0.20		ug/L			05/21/20 20:47	1
trans-1,2-Dichloroethene	ND		0.20		ug/L			05/21/20 20:47	1
trans-1,3-Dichloropropene	ND		0.20		ug/L			05/21/20 20:47	1
trans-1,4-Dichloro-2-butene	ND		2.0		ug/L			05/21/20 20:47	1
Trichloroethene	ND		0.20		ug/L			05/21/20 20:47	1
Trichlorofluoromethane	ND		0.50		ug/L			05/21/20 20:47	1
Vinyl acetate	ND		2.0		ug/L			05/21/20 20:47	1
Vinyl chloride	ND		0.020		ug/L			05/21/20 20:47	1

Eurofins TestAmerica, Seattle

# Client Sample Results

Client: SCS Engineers  
Project/Site: Coupeville Solid Waste Facility Groundwa

Job ID: 580-94785-1

**Client Sample ID: 0520-06**

**Lab Sample ID: 580-94785-6**

Date Collected: 05/18/20 13:20

Matrix: Water

Date Received: 05/19/20 15:20

Surrogate	%Recovery	Qualifier	Limits	Prepared	Analyzed	Dil Fac
1,2-Dichloroethane-d4 (Surr)	112		80 - 120		05/21/20 20:47	1
4-Bromofluorobenzene (Surr)	94		80 - 120		05/21/20 20:47	1
Dibromofluoromethane (Surr)	109		80 - 120		05/21/20 20:47	1
Toluene-d8 (Surr)	99		80 - 120		05/21/20 20:47	1

## Method: 6010C - Metals (ICP) - Dissolved

Analyte	Result	Qualifier	RL	MDL	Unit	D	Prepared	Analyzed	Dil Fac
Calcium	25		1.1		mg/L		05/20/20 08:26	05/20/20 16:40	1
Iron	ND		0.30		mg/L		05/20/20 08:26	05/20/20 16:40	1
Magnesium	24		1.1		mg/L		05/20/20 08:26	05/20/20 16:40	1
Manganese	ND		0.020		mg/L		05/20/20 08:26	05/20/20 16:40	1
Potassium	ND		3.3		mg/L		05/20/20 08:26	05/21/20 13:04	1
Sodium	6.8		2.0		mg/L		05/20/20 08:26	05/20/20 16:40	1

## Method: 6020A - Metals (ICP/MS) - Total Recoverable

Analyte	Result	Qualifier	RL	MDL	Unit	D	Prepared	Analyzed	Dil Fac
Antimony	ND		0.00080		mg/L		05/20/20 08:54	05/22/20 10:37	1
Arsenic	0.0019		0.0010		mg/L		05/20/20 08:54	05/22/20 10:37	1
Barium	0.010		0.0012		mg/L		05/20/20 08:54	05/22/20 10:37	1
Beryllium	ND		0.00040		mg/L		05/20/20 08:54	05/22/20 10:37	1
Cadmium	ND		0.00080		mg/L		05/20/20 08:54	05/22/20 10:37	1
Chromium	0.0018		0.00080		mg/L		05/20/20 08:54	05/22/20 10:37	1
Cobalt	ND		0.00040		mg/L		05/20/20 08:54	05/22/20 10:37	1
Copper	ND		0.0020		mg/L		05/20/20 08:54	05/22/20 10:37	1
Lead	ND		0.00080		mg/L		05/20/20 08:54	05/22/20 10:37	1
Nickel	0.0062		0.0030		mg/L		05/20/20 08:54	05/22/20 10:37	1
Selenium	ND		0.0080		mg/L		05/20/20 08:54	05/22/20 10:37	1
Silver	ND		0.00040		mg/L		05/20/20 08:54	05/22/20 10:37	1
Thallium	ND		0.0010		mg/L		05/20/20 08:54	05/22/20 10:37	1
Vanadium	ND		0.0040		mg/L		05/20/20 08:54	05/22/20 10:37	1
Zinc	ND		0.0070		mg/L		05/20/20 08:54	05/22/20 10:37	1

## General Chemistry

Analyte	Result	Qualifier	RL	MDL	Unit	D	Prepared	Analyzed	Dil Fac
Fluoride	ND		0.20		mg/L			05/20/20 10:46	1
Nitrate Nitrite as N	1.2		0.40		mg/L			05/20/20 10:46	1
Chloride	3.7		0.90		mg/L			05/20/20 10:46	1
Sulfate	7.1		1.2		mg/L			05/20/20 10:46	1
Ammonia	ND		0.50		mg/L		05/29/20 09:30	05/29/20 09:32	1
Total Organic Carbon	26		1.5		mg/L			05/22/20 18:18	1
Analyte	Result	Qualifier	RL	RL	Unit	D	Prepared	Analyzed	Dil Fac
Alkalinity	150		5.0		mg/L			05/26/20 16:43	1
Bicarbonate Alkalinity as CaCO3	150		5.0		mg/L			05/26/20 16:43	1
Carbonate Alkalinity as CaCO3	ND		5.0		mg/L			05/26/20 16:43	1
Hydroxide Alkalinity as CaCO3	ND		5.0		mg/L			05/26/20 16:43	1
Total Dissolved Solids	140		10		mg/L			05/20/20 12:54	1
Chemical Oxygen Demand	ND		10		mg/L		05/20/20 11:12	05/20/20 12:31	1

Eurofins TestAmerica, Seattle

# Client Sample Results

Client: SCS Engineers  
 Project/Site: Coupeville Solid Waste Facility Groundwa

Job ID: 580-94785-1

**Client Sample ID: 0520-07**

**Lab Sample ID: 580-94785-7**

**Date Collected: 05/18/20 13:44**

**Matrix: Water**

**Date Received: 05/19/20 15:20**

**Method: 8260C LL - Volatile Organic Compounds by GC/MS**

Analyte	Result	Qualifier	RL	MDL	Unit	D	Prepared	Analyzed	Dil Fac
1,1,1,2-Tetrachloroethane	ND		0.30		ug/L			05/21/20 21:14	1
1,1,1-Trichloroethane	ND		0.20		ug/L			05/21/20 21:14	1
1,1,2,2-Tetrachloroethane	ND		0.20		ug/L			05/21/20 21:14	1
1,1,2-Trichloroethane	ND		0.20		ug/L			05/21/20 21:14	1
1,1-Dichloroethane	ND		0.20		ug/L			05/21/20 21:14	1
1,1-Dichloroethene	ND		0.20		ug/L			05/21/20 21:14	1
1,2,3-Trichloropropane	ND		0.20		ug/L			05/21/20 21:14	1
1,2-Dibromo-3-Chloropropane	ND		2.0		ug/L			05/21/20 21:14	1
1,2-Dibromoethane	ND		0.10		ug/L			05/21/20 21:14	1
1,2-Dichlorobenzene	ND		0.30		ug/L			05/21/20 21:14	1
1,2-Dichloroethane	ND		0.20		ug/L			05/21/20 21:14	1
1,2-Dichloropropane	ND		0.20		ug/L			05/21/20 21:14	1
1,4-Dichlorobenzene	ND		0.30		ug/L			05/21/20 21:14	1
2-Butanone	ND		10		ug/L			05/21/20 21:14	1
2-Hexanone	ND		3.0		ug/L			05/21/20 21:14	1
4-Methyl-2-pentanone	ND		10		ug/L			05/21/20 21:14	1
Acetone	ND *		10		ug/L			05/21/20 21:14	1
Acrylonitrile	ND		10		ug/L			05/21/20 21:14	1
Benzene	ND		0.20		ug/L			05/21/20 21:14	1
Bromochloromethane	ND		0.20		ug/L			05/21/20 21:14	1
Bromodichloromethane	ND		0.20		ug/L			05/21/20 21:14	1
Bromoform	ND		0.50		ug/L			05/21/20 21:14	1
Bromomethane	ND		0.50		ug/L			05/21/20 21:14	1
Carbon disulfide	ND		0.30		ug/L			05/21/20 21:14	1
Carbon tetrachloride	ND		0.20		ug/L			05/21/20 21:14	1
Chlorobenzene	ND		0.20		ug/L			05/21/20 21:14	1
Chloroethane	ND		0.50		ug/L			05/21/20 21:14	1
Chloroform	ND		0.20		ug/L			05/21/20 21:14	1
Chloromethane	ND		0.50		ug/L			05/21/20 21:14	1
cis-1,2-Dichloroethene	ND		0.20		ug/L			05/21/20 21:14	1
cis-1,3-Dichloropropene	ND		0.20		ug/L			05/21/20 21:14	1
Dibromochloromethane	ND		0.20		ug/L			05/21/20 21:14	1
Dibromomethane	ND		0.20		ug/L			05/21/20 21:14	1
Ethylbenzene	ND		0.20		ug/L			05/21/20 21:14	1
m,p-Xylene	ND		0.50		ug/L			05/21/20 21:14	1
Methyl iodide	ND		0.50		ug/L			05/21/20 21:14	1
Methylene Chloride	ND		5.0		ug/L			05/21/20 21:14	1
o-Xylene	ND		0.50		ug/L			05/21/20 21:14	1
Styrene	ND		1.0		ug/L			05/21/20 21:14	1
Tetrachloroethene	ND		0.50		ug/L			05/21/20 21:14	1
Toluene	ND		0.20		ug/L			05/21/20 21:14	1
trans-1,2-Dichloroethene	ND		0.20		ug/L			05/21/20 21:14	1
trans-1,3-Dichloropropene	ND		0.20		ug/L			05/21/20 21:14	1
trans-1,4-Dichloro-2-butene	ND		2.0		ug/L			05/21/20 21:14	1
Trichloroethene	ND		0.20		ug/L			05/21/20 21:14	1
Trichlorofluoromethane	ND		0.50		ug/L			05/21/20 21:14	1
Vinyl acetate	ND		2.0		ug/L			05/21/20 21:14	1
Vinyl chloride	ND		0.020		ug/L			05/21/20 21:14	1

# Client Sample Results

Client: SCS Engineers  
 Project/Site: Coupeville Solid Waste Facility Groundwa

Job ID: 580-94785-1

**Client Sample ID: 0520-07**

**Lab Sample ID: 580-94785-7**

**Date Collected: 05/18/20 13:44**

**Matrix: Water**

**Date Received: 05/19/20 15:20**

Surrogate	%Recovery	Qualifier	Limits	Prepared	Analyzed	Dil Fac
1,2-Dichloroethane-d4 (Surr)	110		80 - 120		05/21/20 21:14	1
4-Bromofluorobenzene (Surr)	98		80 - 120		05/21/20 21:14	1
Dibromofluoromethane (Surr)	110		80 - 120		05/21/20 21:14	1
Toluene-d8 (Surr)	101		80 - 120		05/21/20 21:14	1

## Method: 6010C - Metals (ICP) - Dissolved

Analyte	Result	Qualifier	RL	MDL	Unit	D	Prepared	Analyzed	Dil Fac
Calcium	60		1.1		mg/L		05/20/20 08:26	05/20/20 16:43	1
Iron	ND		0.30		mg/L		05/20/20 08:26	05/20/20 16:43	1
Magnesium	36		1.1		mg/L		05/20/20 08:26	05/20/20 16:43	1
Manganese	ND		0.020		mg/L		05/20/20 08:26	05/20/20 16:43	1
Potassium	6.1		3.3		mg/L		05/20/20 08:26	05/21/20 13:08	1
Sodium	26		2.0		mg/L		05/20/20 08:26	05/20/20 16:43	1

## Method: 6020A - Metals (ICP/MS) - Total Recoverable

Analyte	Result	Qualifier	RL	MDL	Unit	D	Prepared	Analyzed	Dil Fac
Antimony	ND		0.00080		mg/L		05/20/20 08:54	05/22/20 10:40	1
Arsenic	0.0078		0.0010		mg/L		05/20/20 08:54	05/22/20 10:40	1
Barium	0.018		0.0012		mg/L		05/20/20 08:54	05/22/20 10:40	1
Beryllium	ND		0.00040		mg/L		05/20/20 08:54	05/22/20 10:40	1
Cadmium	ND		0.00080		mg/L		05/20/20 08:54	05/22/20 10:40	1
Chromium	ND		0.00080		mg/L		05/20/20 08:54	05/22/20 10:40	1
Cobalt	ND		0.00040		mg/L		05/20/20 08:54	05/22/20 10:40	1
Copper	ND		0.0020		mg/L		05/20/20 08:54	05/22/20 10:40	1
Lead	ND		0.00080		mg/L		05/20/20 08:54	05/22/20 10:40	1
Nickel	ND		0.0030		mg/L		05/20/20 08:54	05/22/20 10:40	1
Selenium	ND		0.0080		mg/L		05/20/20 08:54	05/22/20 10:40	1
Silver	ND		0.00040		mg/L		05/20/20 08:54	05/22/20 10:40	1
Thallium	ND		0.0010		mg/L		05/20/20 08:54	05/22/20 10:40	1
Vanadium	ND		0.0040		mg/L		05/20/20 08:54	05/22/20 10:40	1
Zinc	ND		0.0070		mg/L		05/20/20 08:54	05/22/20 10:40	1

## General Chemistry

Analyte	Result	Qualifier	RL	MDL	Unit	D	Prepared	Analyzed	Dil Fac
Fluoride	ND		0.20		mg/L			05/20/20 10:58	1
Nitrate Nitrite as N	ND		0.40		mg/L			05/20/20 10:58	1
Chloride	38		0.90		mg/L			05/20/20 10:58	1
Sulfate	38		1.2		mg/L			05/20/20 10:58	1
Ammonia	ND		0.50		mg/L		05/29/20 09:30	05/29/20 09:32	1
Total Organic Carbon	26		1.5		mg/L			05/22/20 18:34	1
Analyte	Result	Qualifier	RL	RL	Unit	D	Prepared	Analyzed	Dil Fac
Alkalinity	270		5.0		mg/L			05/26/20 16:43	1
Bicarbonate Alkalinity as CaCO3	270		5.0		mg/L			05/26/20 16:43	1
Carbonate Alkalinity as CaCO3	ND		5.0		mg/L			05/26/20 16:43	1
Hydroxide Alkalinity as CaCO3	ND		5.0		mg/L			05/26/20 16:43	1
Total Dissolved Solids	350		10		mg/L			05/20/20 12:54	1
Chemical Oxygen Demand	ND		10		mg/L		05/20/20 11:12	05/20/20 12:31	1

Eurofins TestAmerica, Seattle

# Client Sample Results

Client: SCS Engineers  
 Project/Site: Coupeville Solid Waste Facility Groundwa

Job ID: 580-94785-1

**Client Sample ID: 0520-08**

**Lab Sample ID: 580-94785-8**

Date Collected: 05/18/20 14:07

Matrix: Water

Date Received: 05/19/20 15:20

**Method: 8260C LL - Volatile Organic Compounds by GC/MS**

Analyte	Result	Qualifier	RL	MDL	Unit	D	Prepared	Analyzed	Dil Fac
1,1,1,2-Tetrachloroethane	ND		0.30		ug/L			05/21/20 21:40	1
1,1,1-Trichloroethane	ND		0.20		ug/L			05/21/20 21:40	1
1,1,2,2-Tetrachloroethane	ND		0.20		ug/L			05/21/20 21:40	1
1,1,2-Trichloroethane	ND		0.20		ug/L			05/21/20 21:40	1
1,1-Dichloroethane	ND		0.20		ug/L			05/21/20 21:40	1
1,1-Dichloroethene	ND		0.20		ug/L			05/21/20 21:40	1
1,2,3-Trichloropropane	ND		0.20		ug/L			05/21/20 21:40	1
1,2-Dibromo-3-Chloropropane	ND		2.0		ug/L			05/21/20 21:40	1
1,2-Dibromoethane	ND		0.10		ug/L			05/21/20 21:40	1
1,2-Dichlorobenzene	ND		0.30		ug/L			05/21/20 21:40	1
1,2-Dichloroethane	ND		0.20		ug/L			05/21/20 21:40	1
1,2-Dichloropropane	ND		0.20		ug/L			05/21/20 21:40	1
1,4-Dichlorobenzene	ND		0.30		ug/L			05/21/20 21:40	1
2-Butanone	ND		10		ug/L			05/21/20 21:40	1
2-Hexanone	ND		3.0		ug/L			05/21/20 21:40	1
4-Methyl-2-pentanone	ND		10		ug/L			05/21/20 21:40	1
Acetone	ND *		10		ug/L			05/21/20 21:40	1
Acrylonitrile	ND		10		ug/L			05/21/20 21:40	1
Benzene	ND		0.20		ug/L			05/21/20 21:40	1
Bromochloromethane	ND		0.20		ug/L			05/21/20 21:40	1
Bromodichloromethane	ND		0.20		ug/L			05/21/20 21:40	1
Bromoform	ND		0.50		ug/L			05/21/20 21:40	1
Bromomethane	ND		0.50		ug/L			05/21/20 21:40	1
Carbon disulfide	ND		0.30		ug/L			05/21/20 21:40	1
Carbon tetrachloride	ND		0.20		ug/L			05/21/20 21:40	1
Chlorobenzene	ND		0.20		ug/L			05/21/20 21:40	1
Chloroethane	ND		0.50		ug/L			05/21/20 21:40	1
Chloroform	ND		0.20		ug/L			05/21/20 21:40	1
Chloromethane	ND		0.50		ug/L			05/21/20 21:40	1
cis-1,2-Dichloroethene	ND		0.20		ug/L			05/21/20 21:40	1
cis-1,3-Dichloropropene	ND		0.20		ug/L			05/21/20 21:40	1
Dibromochloromethane	ND		0.20		ug/L			05/21/20 21:40	1
Dibromomethane	ND		0.20		ug/L			05/21/20 21:40	1
Ethylbenzene	ND		0.20		ug/L			05/21/20 21:40	1
m,p-Xylene	ND		0.50		ug/L			05/21/20 21:40	1
Methyl iodide	ND		0.50		ug/L			05/21/20 21:40	1
Methylene Chloride	ND		5.0		ug/L			05/21/20 21:40	1
o-Xylene	ND		0.50		ug/L			05/21/20 21:40	1
Styrene	ND		1.0		ug/L			05/21/20 21:40	1
Tetrachloroethene	ND		0.50		ug/L			05/21/20 21:40	1
Toluene	ND		0.20		ug/L			05/21/20 21:40	1
trans-1,2-Dichloroethene	ND		0.20		ug/L			05/21/20 21:40	1
trans-1,3-Dichloropropene	ND		0.20		ug/L			05/21/20 21:40	1
trans-1,4-Dichloro-2-butene	ND		2.0		ug/L			05/21/20 21:40	1
Trichloroethene	ND		0.20		ug/L			05/21/20 21:40	1
Trichlorofluoromethane	ND		0.50		ug/L			05/21/20 21:40	1
Vinyl acetate	ND		2.0		ug/L			05/21/20 21:40	1
Vinyl chloride	ND		0.020		ug/L			05/21/20 21:40	1

# Client Sample Results

Client: SCS Engineers  
 Project/Site: Coupeville Solid Waste Facility Groundwa

Job ID: 580-94785-1

**Client Sample ID: 0520-08**

**Lab Sample ID: 580-94785-8**

Date Collected: 05/18/20 14:07

Matrix: Water

Date Received: 05/19/20 15:20

Surrogate	%Recovery	Qualifier	Limits	Prepared	Analyzed	Dil Fac
1,2-Dichloroethane-d4 (Surr)	109		80 - 120		05/21/20 21:40	1
4-Bromofluorobenzene (Surr)	95		80 - 120		05/21/20 21:40	1
Dibromofluoromethane (Surr)	107		80 - 120		05/21/20 21:40	1
Toluene-d8 (Surr)	99		80 - 120		05/21/20 21:40	1

### Method: 6010C - Metals (ICP) - Dissolved

Analyte	Result	Qualifier	RL	MDL	Unit	D	Prepared	Analyzed	Dil Fac
Calcium	120		1.1		mg/L		05/20/20 08:26	05/20/20 16:46	1
Iron	0.34		0.30		mg/L		05/20/20 08:26	05/20/20 16:46	1
Magnesium	99		1.1		mg/L		05/20/20 08:26	05/20/20 16:46	1
Manganese	0.32		0.020		mg/L		05/20/20 08:26	05/20/20 16:46	1
Potassium	9.9		3.3		mg/L		05/20/20 08:26	05/21/20 13:11	1
Sodium	47		2.0		mg/L		05/20/20 08:26	05/20/20 16:46	1

### Method: 6020A - Metals (ICP/MS) - Total Recoverable

Analyte	Result	Qualifier	RL	MDL	Unit	D	Prepared	Analyzed	Dil Fac
Antimony	ND		0.00080		mg/L		05/20/20 08:54	05/22/20 10:43	1
Arsenic	0.0057		0.0010		mg/L		05/20/20 08:54	05/22/20 10:43	1
Barium	0.11		0.0012		mg/L		05/20/20 08:54	05/22/20 10:43	1
Beryllium	ND		0.00040		mg/L		05/20/20 08:54	05/22/20 10:43	1
Cadmium	ND		0.00080		mg/L		05/20/20 08:54	05/22/20 10:43	1
Chromium	ND		0.00080		mg/L		05/20/20 08:54	05/22/20 10:43	1
Cobalt	ND		0.00040		mg/L		05/20/20 08:54	05/22/20 10:43	1
Copper	ND		0.0020		mg/L		05/20/20 08:54	05/22/20 10:43	1
Lead	ND		0.00080		mg/L		05/20/20 08:54	05/22/20 10:43	1
Nickel	0.0092		0.0030		mg/L		05/20/20 08:54	05/22/20 10:43	1
Selenium	ND		0.0080		mg/L		05/20/20 08:54	05/22/20 10:43	1
Silver	ND		0.00040		mg/L		05/20/20 08:54	05/22/20 10:43	1
Thallium	ND		0.0010		mg/L		05/20/20 08:54	05/22/20 10:43	1
Vanadium	ND		0.0040		mg/L		05/20/20 08:54	05/22/20 10:43	1
Zinc	ND		0.0070		mg/L		05/20/20 08:54	05/22/20 10:43	1

### General Chemistry

Analyte	Result	Qualifier	RL	MDL	Unit	D	Prepared	Analyzed	Dil Fac
Fluoride	ND		0.20		mg/L			05/20/20 11:09	1
Nitrate Nitrite as N	0.77		0.40		mg/L			05/20/20 11:09	1
Chloride	130		9.0		mg/L			05/20/20 20:19	10
Sulfate	150		12		mg/L			05/20/20 20:19	10
Ammonia	ND		0.50		mg/L		05/29/20 09:30	05/29/20 09:32	1
Total Organic Carbon	55		1.5		mg/L			05/22/20 18:50	1
Analyte	Result	Qualifier	RL	RL	Unit	D	Prepared	Analyzed	Dil Fac
Alkalinity	480		5.0		mg/L			05/26/20 16:43	1
Bicarbonate Alkalinity as CaCO3	480		5.0		mg/L			05/26/20 16:43	1
Carbonate Alkalinity as CaCO3	ND		5.0		mg/L			05/26/20 16:43	1
Hydroxide Alkalinity as CaCO3	ND		5.0		mg/L			05/26/20 16:43	1
Total Dissolved Solids	760		10		mg/L			05/20/20 12:54	1
Chemical Oxygen Demand	ND		10		mg/L		05/20/20 11:12	05/20/20 12:31	1

Eurofins TestAmerica, Seattle

# Client Sample Results

Client: SCS Engineers  
 Project/Site: Coupeville Solid Waste Facility Groundwa

Job ID: 580-94785-1

**Client Sample ID: 0520-09**

**Lab Sample ID: 580-94785-9**

**Date Collected: 05/18/20 14:47**

**Matrix: Water**

**Date Received: 05/19/20 15:20**

**Method: 8260C LL - Volatile Organic Compounds by GC/MS**

Analyte	Result	Qualifier	RL	MDL	Unit	D	Prepared	Analyzed	Dil Fac
1,1,1,2-Tetrachloroethane	ND		0.30		ug/L			05/21/20 22:07	1
1,1,1-Trichloroethane	ND		0.20		ug/L			05/21/20 22:07	1
1,1,2,2-Tetrachloroethane	ND		0.20		ug/L			05/21/20 22:07	1
1,1,2-Trichloroethane	ND		0.20		ug/L			05/21/20 22:07	1
1,1-Dichloroethane	ND		0.20		ug/L			05/21/20 22:07	1
1,1-Dichloroethene	ND		0.20		ug/L			05/21/20 22:07	1
1,2,3-Trichloropropane	ND		0.20		ug/L			05/21/20 22:07	1
1,2-Dibromo-3-Chloropropane	ND		2.0		ug/L			05/21/20 22:07	1
1,2-Dibromoethane	ND		0.10		ug/L			05/21/20 22:07	1
1,2-Dichlorobenzene	ND		0.30		ug/L			05/21/20 22:07	1
1,2-Dichloroethane	ND		0.20		ug/L			05/21/20 22:07	1
1,2-Dichloropropane	ND		0.20		ug/L			05/21/20 22:07	1
1,4-Dichlorobenzene	ND		0.30		ug/L			05/21/20 22:07	1
2-Butanone	ND		10		ug/L			05/21/20 22:07	1
2-Hexanone	ND		3.0		ug/L			05/21/20 22:07	1
4-Methyl-2-pentanone	ND		10		ug/L			05/21/20 22:07	1
Acetone	ND *		10		ug/L			05/21/20 22:07	1
Acrylonitrile	ND		10		ug/L			05/21/20 22:07	1
Benzene	ND		0.20		ug/L			05/21/20 22:07	1
Bromochloromethane	ND		0.20		ug/L			05/21/20 22:07	1
Bromodichloromethane	ND		0.20		ug/L			05/21/20 22:07	1
Bromoform	ND		0.50		ug/L			05/21/20 22:07	1
Bromomethane	ND		0.50		ug/L			05/21/20 22:07	1
Carbon disulfide	ND		0.30		ug/L			05/21/20 22:07	1
Carbon tetrachloride	ND		0.20		ug/L			05/21/20 22:07	1
Chlorobenzene	ND		0.20		ug/L			05/21/20 22:07	1
Chloroethane	ND		0.50		ug/L			05/21/20 22:07	1
Chloroform	ND		0.20		ug/L			05/21/20 22:07	1
Chloromethane	ND		0.50		ug/L			05/21/20 22:07	1
cis-1,2-Dichloroethene	ND		0.20		ug/L			05/21/20 22:07	1
cis-1,3-Dichloropropene	ND		0.20		ug/L			05/21/20 22:07	1
Dibromochloromethane	ND		0.20		ug/L			05/21/20 22:07	1
Dibromomethane	ND		0.20		ug/L			05/21/20 22:07	1
Ethylbenzene	ND		0.20		ug/L			05/21/20 22:07	1
m,p-Xylene	ND		0.50		ug/L			05/21/20 22:07	1
Methyl iodide	ND		0.50		ug/L			05/21/20 22:07	1
Methylene Chloride	ND		5.0		ug/L			05/21/20 22:07	1
o-Xylene	ND		0.50		ug/L			05/21/20 22:07	1
Styrene	ND		1.0		ug/L			05/21/20 22:07	1
Tetrachloroethene	ND		0.50		ug/L			05/21/20 22:07	1
Toluene	ND		0.20		ug/L			05/21/20 22:07	1
trans-1,2-Dichloroethene	ND		0.20		ug/L			05/21/20 22:07	1
trans-1,3-Dichloropropene	ND		0.20		ug/L			05/21/20 22:07	1
trans-1,4-Dichloro-2-butene	ND		2.0		ug/L			05/21/20 22:07	1
Trichloroethene	ND		0.20		ug/L			05/21/20 22:07	1
Trichlorofluoromethane	ND		0.50		ug/L			05/21/20 22:07	1
Vinyl acetate	ND		2.0		ug/L			05/21/20 22:07	1
Vinyl chloride	ND		0.020		ug/L			05/21/20 22:07	1

# Client Sample Results

Client: SCS Engineers  
 Project/Site: Coupeville Solid Waste Facility Groundwa

Job ID: 580-94785-1

**Client Sample ID: 0520-09**

**Lab Sample ID: 580-94785-9**

**Date Collected: 05/18/20 14:47**

**Matrix: Water**

**Date Received: 05/19/20 15:20**

Surrogate	%Recovery	Qualifier	Limits	Prepared	Analyzed	Dil Fac
1,2-Dichloroethane-d4 (Surr)	108		80 - 120		05/21/20 22:07	1
4-Bromofluorobenzene (Surr)	97		80 - 120		05/21/20 22:07	1
Dibromofluoromethane (Surr)	107		80 - 120		05/21/20 22:07	1
Toluene-d8 (Surr)	100		80 - 120		05/21/20 22:07	1

### Method: 6010C - Metals (ICP) - Dissolved

Analyte	Result	Qualifier	RL	MDL	Unit	D	Prepared	Analyzed	Dil Fac
Calcium	68		1.1		mg/L		05/20/20 08:26	05/20/20 16:50	1
Iron	ND		0.30		mg/L		05/20/20 08:26	05/20/20 16:50	1
Magnesium	43		1.1		mg/L		05/20/20 08:26	05/20/20 16:50	1
Manganese	0.27		0.020		mg/L		05/20/20 08:26	05/20/20 16:50	1
Potassium	6.6		3.3		mg/L		05/20/20 08:26	05/21/20 13:14	1
Sodium	26		2.0		mg/L		05/20/20 08:26	05/20/20 16:50	1

### Method: 6020A - Metals (ICP/MS) - Total Recoverable

Analyte	Result	Qualifier	RL	MDL	Unit	D	Prepared	Analyzed	Dil Fac
Antimony	ND		0.00080		mg/L		05/20/20 08:54	05/22/20 10:46	1
Arsenic	0.0065		0.0010		mg/L		05/20/20 08:54	05/22/20 10:46	1
Barium	0.029		0.0012		mg/L		05/20/20 08:54	05/22/20 10:46	1
Beryllium	ND		0.00040		mg/L		05/20/20 08:54	05/22/20 10:46	1
Cadmium	ND		0.00080		mg/L		05/20/20 08:54	05/22/20 10:46	1
Chromium	0.0013		0.00080		mg/L		05/20/20 08:54	05/22/20 10:46	1
Cobalt	ND		0.00040		mg/L		05/20/20 08:54	05/22/20 10:46	1
Copper	ND		0.0020		mg/L		05/20/20 08:54	05/22/20 10:46	1
Lead	ND		0.00080		mg/L		05/20/20 08:54	05/22/20 10:46	1
Nickel	ND		0.0030		mg/L		05/20/20 08:54	05/22/20 10:46	1
Selenium	ND		0.0080		mg/L		05/20/20 08:54	05/22/20 10:46	1
Silver	ND		0.00040		mg/L		05/20/20 08:54	05/22/20 10:46	1
Thallium	ND		0.0010		mg/L		05/20/20 08:54	05/22/20 10:46	1
Vanadium	ND		0.0040		mg/L		05/20/20 08:54	05/22/20 10:46	1
Zinc	ND		0.0070		mg/L		05/20/20 08:54	05/22/20 10:46	1

### General Chemistry

Analyte	Result	Qualifier	RL	MDL	Unit	D	Prepared	Analyzed	Dil Fac
Fluoride	ND		0.20		mg/L			05/20/20 11:44	1
Nitrate Nitrite as N	0.55		0.40		mg/L			05/20/20 11:44	1
Chloride	36		0.90		mg/L			05/20/20 11:44	1
Sulfate	16		1.2		mg/L			05/20/20 11:44	1
Ammonia	ND		0.50		mg/L		05/29/20 09:30	05/29/20 09:32	1
Total Organic Carbon	34		1.5		mg/L			05/22/20 19:06	1
Analyte	Result	Qualifier	RL	RL	Unit	D	Prepared	Analyzed	Dil Fac
Alkalinity	320		5.0		mg/L			05/26/20 16:43	1
Bicarbonate Alkalinity as CaCO3	320		5.0		mg/L			05/26/20 16:43	1
Carbonate Alkalinity as CaCO3	ND		5.0		mg/L			05/26/20 16:43	1
Hydroxide Alkalinity as CaCO3	ND		5.0		mg/L			05/26/20 16:43	1
Total Dissolved Solids	380		10		mg/L			05/20/20 12:54	1
Chemical Oxygen Demand	ND		10		mg/L		05/20/20 11:12	05/20/20 12:31	1

Eurofins TestAmerica, Seattle

# Client Sample Results

Client: SCS Engineers  
 Project/Site: Coupeville Solid Waste Facility Groundwa

Job ID: 580-94785-1

**Client Sample ID: 0520-10**

**Lab Sample ID: 580-94785-10**

**Date Collected: 05/18/20 15:10**

**Matrix: Water**

**Date Received: 05/19/20 15:20**

**Method: 8260C LL - Volatile Organic Compounds by GC/MS**

Analyte	Result	Qualifier	RL	MDL	Unit	D	Prepared	Analyzed	Dil Fac
1,1,1,2-Tetrachloroethane	ND		0.30		ug/L			05/21/20 22:34	1
<b>1,1,1-Trichloroethane</b>	<b>0.68</b>		0.20		ug/L			05/21/20 22:34	1
1,1,2,2-Tetrachloroethane	ND		0.20		ug/L			05/21/20 22:34	1
1,1,2-Trichloroethane	ND		0.20		ug/L			05/21/20 22:34	1
1,1-Dichloroethane	ND		0.20		ug/L			05/21/20 22:34	1
1,1-Dichloroethene	ND		0.20		ug/L			05/21/20 22:34	1
1,2,3-Trichloropropane	ND		0.20		ug/L			05/21/20 22:34	1
1,2-Dibromo-3-Chloropropane	ND		2.0		ug/L			05/21/20 22:34	1
1,2-Dibromoethane	ND		0.10		ug/L			05/21/20 22:34	1
1,2-Dichlorobenzene	ND		0.30		ug/L			05/21/20 22:34	1
1,2-Dichloroethane	ND		0.20		ug/L			05/21/20 22:34	1
1,2-Dichloropropane	ND		0.20		ug/L			05/21/20 22:34	1
1,4-Dichlorobenzene	ND		0.30		ug/L			05/21/20 22:34	1
2-Butanone	ND		10		ug/L			05/21/20 22:34	1
2-Hexanone	ND		3.0		ug/L			05/21/20 22:34	1
4-Methyl-2-pentanone	ND		10		ug/L			05/21/20 22:34	1
Acetone	ND *		10		ug/L			05/21/20 22:34	1
Acrylonitrile	ND		10		ug/L			05/21/20 22:34	1
Benzene	ND		0.20		ug/L			05/21/20 22:34	1
Bromochloromethane	ND		0.20		ug/L			05/21/20 22:34	1
Bromodichloromethane	ND		0.20		ug/L			05/21/20 22:34	1
Bromoform	ND		0.50		ug/L			05/21/20 22:34	1
Bromomethane	ND		0.50		ug/L			05/21/20 22:34	1
Carbon disulfide	ND		0.30		ug/L			05/21/20 22:34	1
Carbon tetrachloride	ND		0.20		ug/L			05/21/20 22:34	1
Chlorobenzene	ND		0.20		ug/L			05/21/20 22:34	1
Chloroethane	ND		0.50		ug/L			05/21/20 22:34	1
Chloroform	ND		0.20		ug/L			05/21/20 22:34	1
Chloromethane	ND		0.50		ug/L			05/21/20 22:34	1
cis-1,2-Dichloroethene	ND		0.20		ug/L			05/21/20 22:34	1
cis-1,3-Dichloropropene	ND		0.20		ug/L			05/21/20 22:34	1
Dibromochloromethane	ND		0.20		ug/L			05/21/20 22:34	1
Dibromomethane	ND		0.20		ug/L			05/21/20 22:34	1
Ethylbenzene	ND		0.20		ug/L			05/21/20 22:34	1
m,p-Xylene	ND		0.50		ug/L			05/21/20 22:34	1
Methyl iodide	ND		0.50		ug/L			05/21/20 22:34	1
Methylene Chloride	ND		5.0		ug/L			05/21/20 22:34	1
o-Xylene	ND		0.50		ug/L			05/21/20 22:34	1
Styrene	ND		1.0		ug/L			05/21/20 22:34	1
Tetrachloroethene	ND		0.50		ug/L			05/21/20 22:34	1
Toluene	ND		0.20		ug/L			05/21/20 22:34	1
trans-1,2-Dichloroethene	ND		0.20		ug/L			05/21/20 22:34	1
trans-1,3-Dichloropropene	ND		0.20		ug/L			05/21/20 22:34	1
trans-1,4-Dichloro-2-butene	ND		2.0		ug/L			05/21/20 22:34	1
<b>Trichloroethene</b>	<b>0.27</b>		0.20		ug/L			05/21/20 22:34	1
<b>Trichlorofluoromethane</b>	<b>6.8</b>		0.50		ug/L			05/21/20 22:34	1
Vinyl acetate	ND		2.0		ug/L			05/21/20 22:34	1
Vinyl chloride	ND		0.020		ug/L			05/21/20 22:34	1

# Client Sample Results

Client: SCS Engineers  
Project/Site: Coupeville Solid Waste Facility Groundwa

Job ID: 580-94785-1

**Client Sample ID: 0520-10**

**Lab Sample ID: 580-94785-10**

**Date Collected: 05/18/20 15:10**

**Matrix: Water**

**Date Received: 05/19/20 15:20**

Surrogate	%Recovery	Qualifier	Limits	Prepared	Analyzed	Dil Fac
1,2-Dichloroethane-d4 (Surr)	114		80 - 120		05/21/20 22:34	1
4-Bromofluorobenzene (Surr)	99		80 - 120		05/21/20 22:34	1
Dibromofluoromethane (Surr)	114		80 - 120		05/21/20 22:34	1
Toluene-d8 (Surr)	99		80 - 120		05/21/20 22:34	1

## Method: 6010C - Metals (ICP) - Dissolved

Analyte	Result	Qualifier	RL	MDL	Unit	D	Prepared	Analyzed	Dil Fac
Calcium	160		1.1		mg/L		05/20/20 08:26	05/20/20 16:53	1
Iron	ND		0.30		mg/L		05/20/20 08:26	05/20/20 16:53	1
Magnesium	64		1.1		mg/L		05/20/20 08:26	05/20/20 16:53	1
Manganese	ND		0.020		mg/L		05/20/20 08:26	05/20/20 16:53	1
Potassium	5.6		3.3		mg/L		05/20/20 08:26	05/21/20 13:24	1
Sodium	25		2.0		mg/L		05/20/20 08:26	05/20/20 16:53	1

## Method: 6020A - Metals (ICP/MS) - Total Recoverable

Analyte	Result	Qualifier	RL	MDL	Unit	D	Prepared	Analyzed	Dil Fac
Antimony	ND		0.00080		mg/L		05/20/20 08:54	05/22/20 10:49	1
Arsenic	0.0012		0.0010		mg/L		05/20/20 08:54	05/22/20 10:49	1
Barium	0.045		0.0012		mg/L		05/20/20 08:54	05/22/20 10:49	1
Beryllium	ND		0.00040		mg/L		05/20/20 08:54	05/22/20 10:49	1
Cadmium	ND		0.00080		mg/L		05/20/20 08:54	05/22/20 10:49	1
Chromium	0.0079		0.00080		mg/L		05/20/20 08:54	05/22/20 10:49	1
Cobalt	ND		0.00040		mg/L		05/20/20 08:54	05/22/20 10:49	1
Copper	ND		0.0020		mg/L		05/20/20 08:54	05/22/20 10:49	1
Lead	ND		0.00080		mg/L		05/20/20 08:54	05/22/20 10:49	1
Nickel	0.0082		0.0030		mg/L		05/20/20 08:54	05/22/20 10:49	1
Selenium	ND		0.0080		mg/L		05/20/20 08:54	05/22/20 10:49	1
Silver	ND		0.00040		mg/L		05/20/20 08:54	05/22/20 10:49	1
Thallium	ND		0.0010		mg/L		05/20/20 08:54	05/22/20 10:49	1
Vanadium	ND		0.0040		mg/L		05/20/20 08:54	05/22/20 10:49	1
Zinc	ND		0.0070		mg/L		05/20/20 08:54	05/22/20 10:49	1

## General Chemistry

Analyte	Result	Qualifier	RL	MDL	Unit	D	Prepared	Analyzed	Dil Fac
Fluoride	ND		0.20		mg/L			05/20/20 11:56	1
Nitrate Nitrite as N	6.2		0.40		mg/L			05/20/20 11:56	1
Chloride	5.0		0.90		mg/L			05/20/20 11:56	1
Sulfate	260		12		mg/L			05/20/20 20:31	10
Ammonia	ND		0.50		mg/L		05/29/20 09:30	05/29/20 09:32	1
Total Organic Carbon	52		1.5		mg/L			05/22/20 19:22	1
Analyte	Result	Qualifier	RL	RL	Unit	D	Prepared	Analyzed	Dil Fac
Alkalinity	420		5.0		mg/L			05/26/20 16:43	1
Bicarbonate Alkalinity as CaCO3	420		5.0		mg/L			05/26/20 16:43	1
Carbonate Alkalinity as CaCO3	ND		5.0		mg/L			05/26/20 16:43	1
Hydroxide Alkalinity as CaCO3	ND		5.0		mg/L			05/26/20 16:43	1
Total Dissolved Solids	780		10		mg/L			05/20/20 12:54	1
Chemical Oxygen Demand	21		10		mg/L		05/20/20 11:12	05/20/20 12:31	1

Eurofins TestAmerica, Seattle

# Client Sample Results

Client: SCS Engineers  
 Project/Site: Coupeville Solid Waste Facility Groundwa

Job ID: 580-94785-1

**Client Sample ID: 0520-11**

**Lab Sample ID: 580-94785-11**

**Date Collected: 05/18/20 15:54**

**Matrix: Water**

**Date Received: 05/19/20 15:20**

**Method: 8260C LL - Volatile Organic Compounds by GC/MS**

Analyte	Result	Qualifier	RL	MDL	Unit	D	Prepared	Analyzed	Dil Fac
1,1,1,2-Tetrachloroethane	ND		0.30		ug/L			05/21/20 23:01	1
1,1,1-Trichloroethane	ND		0.20		ug/L			05/21/20 23:01	1
1,1,2,2-Tetrachloroethane	ND		0.20		ug/L			05/21/20 23:01	1
1,1,2-Trichloroethane	ND		0.20		ug/L			05/21/20 23:01	1
1,1-Dichloroethane	ND		0.20		ug/L			05/21/20 23:01	1
1,1-Dichloroethene	ND		0.20		ug/L			05/21/20 23:01	1
1,2,3-Trichloropropane	ND		0.20		ug/L			05/21/20 23:01	1
1,2-Dibromo-3-Chloropropane	ND		2.0		ug/L			05/21/20 23:01	1
1,2-Dibromoethane	ND		0.10		ug/L			05/21/20 23:01	1
1,2-Dichlorobenzene	ND		0.30		ug/L			05/21/20 23:01	1
1,2-Dichloroethane	ND		0.20		ug/L			05/21/20 23:01	1
1,2-Dichloropropane	ND		0.20		ug/L			05/21/20 23:01	1
1,4-Dichlorobenzene	ND		0.30		ug/L			05/21/20 23:01	1
2-Butanone	ND		10		ug/L			05/21/20 23:01	1
2-Hexanone	ND		3.0		ug/L			05/21/20 23:01	1
4-Methyl-2-pentanone	ND		10		ug/L			05/21/20 23:01	1
Acetone	ND *		10		ug/L			05/21/20 23:01	1
Acrylonitrile	ND		10		ug/L			05/21/20 23:01	1
Benzene	ND		0.20		ug/L			05/21/20 23:01	1
Bromochloromethane	ND		0.20		ug/L			05/21/20 23:01	1
Bromodichloromethane	ND		0.20		ug/L			05/21/20 23:01	1
Bromoform	ND		0.50		ug/L			05/21/20 23:01	1
Bromomethane	ND		0.50		ug/L			05/21/20 23:01	1
Carbon disulfide	ND		0.30		ug/L			05/21/20 23:01	1
Carbon tetrachloride	ND		0.20		ug/L			05/21/20 23:01	1
Chlorobenzene	ND		0.20		ug/L			05/21/20 23:01	1
Chloroethane	ND		0.50		ug/L			05/21/20 23:01	1
Chloroform	ND		0.20		ug/L			05/21/20 23:01	1
Chloromethane	ND		0.50		ug/L			05/21/20 23:01	1
cis-1,2-Dichloroethene	ND		0.20		ug/L			05/21/20 23:01	1
cis-1,3-Dichloropropene	ND		0.20		ug/L			05/21/20 23:01	1
Dibromochloromethane	ND		0.20		ug/L			05/21/20 23:01	1
Dibromomethane	ND		0.20		ug/L			05/21/20 23:01	1
Ethylbenzene	ND		0.20		ug/L			05/21/20 23:01	1
m,p-Xylene	ND		0.50		ug/L			05/21/20 23:01	1
Methyl iodide	ND		0.50		ug/L			05/21/20 23:01	1
Methylene Chloride	ND		5.0		ug/L			05/21/20 23:01	1
o-Xylene	ND		0.50		ug/L			05/21/20 23:01	1
Styrene	ND		1.0		ug/L			05/21/20 23:01	1
Tetrachloroethene	ND		0.50		ug/L			05/21/20 23:01	1
Toluene	ND		0.20		ug/L			05/21/20 23:01	1
trans-1,2-Dichloroethene	ND		0.20		ug/L			05/21/20 23:01	1
trans-1,3-Dichloropropene	ND		0.20		ug/L			05/21/20 23:01	1
trans-1,4-Dichloro-2-butene	ND		2.0		ug/L			05/21/20 23:01	1
Trichloroethene	ND		0.20		ug/L			05/21/20 23:01	1
Trichlorofluoromethane	ND		0.50		ug/L			05/21/20 23:01	1
Vinyl acetate	ND		2.0		ug/L			05/21/20 23:01	1
Vinyl chloride	ND		0.020		ug/L			05/21/20 23:01	1

# Client Sample Results

Client: SCS Engineers  
Project/Site: Coupeville Solid Waste Facility Groundwa

Job ID: 580-94785-1

**Client Sample ID: 0520-11**

**Lab Sample ID: 580-94785-11**

**Date Collected: 05/18/20 15:54**

**Matrix: Water**

**Date Received: 05/19/20 15:20**

Surrogate	%Recovery	Qualifier	Limits	Prepared	Analyzed	Dil Fac
1,2-Dichloroethane-d4 (Surr)	108		80 - 120		05/21/20 23:01	1
4-Bromofluorobenzene (Surr)	98		80 - 120		05/21/20 23:01	1
Dibromofluoromethane (Surr)	110		80 - 120		05/21/20 23:01	1
Toluene-d8 (Surr)	101		80 - 120		05/21/20 23:01	1

### Method: 6010C - Metals (ICP) - Dissolved

Analyte	Result	Qualifier	RL	MDL	Unit	D	Prepared	Analyzed	Dil Fac
Calcium	75		1.1		mg/L		05/20/20 08:26	05/20/20 17:03	1
Iron	ND		0.30		mg/L		05/20/20 08:26	05/20/20 17:03	1
Magnesium	28		1.1		mg/L		05/20/20 08:26	05/20/20 17:03	1
Manganese	0.032		0.020		mg/L		05/20/20 08:26	05/20/20 17:03	1
Potassium	6.4		3.3		mg/L		05/20/20 08:26	05/21/20 13:27	1
Sodium	22		2.0		mg/L		05/20/20 08:26	05/20/20 17:03	1

### Method: 6020A - Metals (ICP/MS) - Total Recoverable

Analyte	Result	Qualifier	RL	MDL	Unit	D	Prepared	Analyzed	Dil Fac
Antimony	ND		0.00080		mg/L		05/20/20 08:54	05/22/20 11:05	1
Arsenic	0.0082		0.0010		mg/L		05/20/20 08:54	05/22/20 11:05	1
Barium	0.031		0.0012		mg/L		05/20/20 08:54	05/22/20 11:05	1
Beryllium	ND		0.00040		mg/L		05/20/20 08:54	05/22/20 11:05	1
Cadmium	ND		0.00080		mg/L		05/20/20 08:54	05/22/20 11:05	1
Chromium	ND		0.00080		mg/L		05/20/20 08:54	05/22/20 11:05	1
Cobalt	ND		0.00040		mg/L		05/20/20 08:54	05/22/20 11:05	1
Copper	ND		0.0020		mg/L		05/20/20 08:54	05/22/20 11:05	1
Lead	ND		0.00080		mg/L		05/20/20 08:54	05/22/20 11:05	1
Nickel	ND		0.0030		mg/L		05/20/20 08:54	05/22/20 11:05	1
Selenium	ND		0.0080		mg/L		05/20/20 08:54	05/22/20 11:05	1
Silver	ND		0.00040		mg/L		05/20/20 08:54	05/22/20 11:05	1
Thallium	ND		0.0010		mg/L		05/20/20 08:54	05/22/20 11:05	1
Vanadium	ND		0.0040		mg/L		05/20/20 08:54	05/22/20 11:05	1
Zinc	ND		0.0070		mg/L		05/20/20 08:54	05/22/20 11:05	1

### General Chemistry

Analyte	Result	Qualifier	RL	MDL	Unit	D	Prepared	Analyzed	Dil Fac
Fluoride	ND		0.20		mg/L			05/20/20 12:08	1
Nitrate Nitrite as N	ND		0.40		mg/L			05/20/20 12:08	1
Chloride	40		0.90		mg/L			05/20/20 12:08	1
Sulfate	26		1.2		mg/L			05/20/20 12:08	1
Ammonia	ND		0.50		mg/L		05/29/20 09:30	05/29/20 09:32	1
Total Organic Carbon	24		1.5		mg/L			05/22/20 19:37	1
Analyte	Result	Qualifier	RL	RL	Unit	D	Prepared	Analyzed	Dil Fac
Alkalinity	250		5.0		mg/L			05/26/20 16:43	1
Bicarbonate Alkalinity as CaCO3	250		5.0		mg/L			05/26/20 16:43	1
Carbonate Alkalinity as CaCO3	ND		5.0		mg/L			05/26/20 16:43	1
Hydroxide Alkalinity as CaCO3	ND		5.0		mg/L			05/26/20 16:43	1
Total Dissolved Solids	360		10		mg/L			05/20/20 12:54	1
Chemical Oxygen Demand	ND		10		mg/L		05/20/20 11:12	05/20/20 12:31	1

Eurofins TestAmerica, Seattle

# Client Sample Results

Client: SCS Engineers  
 Project/Site: Coupeville Solid Waste Facility Groundwa

Job ID: 580-94785-1

**Client Sample ID: 0520-12**

**Lab Sample ID: 580-94785-12**

**Date Collected: 05/18/20 15:30**

**Matrix: Water**

**Date Received: 05/19/20 15:20**

**Method: 8260C LL - Volatile Organic Compounds by GC/MS**

Analyte	Result	Qualifier	RL	MDL	Unit	D	Prepared	Analyzed	Dil Fac
1,1,1,2-Tetrachloroethane	ND		0.30		ug/L			05/21/20 23:27	1
<b>1,1,1-Trichloroethane</b>	<b>0.58</b>		0.20		ug/L			05/21/20 23:27	1
1,1,2,2-Tetrachloroethane	ND		0.20		ug/L			05/21/20 23:27	1
1,1,2-Trichloroethane	ND		0.20		ug/L			05/21/20 23:27	1
1,1-Dichloroethane	ND		0.20		ug/L			05/21/20 23:27	1
1,1-Dichloroethene	ND		0.20		ug/L			05/21/20 23:27	1
1,2,3-Trichloropropane	ND		0.20		ug/L			05/21/20 23:27	1
1,2-Dibromo-3-Chloropropane	ND		2.0		ug/L			05/21/20 23:27	1
1,2-Dibromoethane	ND		0.10		ug/L			05/21/20 23:27	1
1,2-Dichlorobenzene	ND		0.30		ug/L			05/21/20 23:27	1
1,2-Dichloroethane	ND		0.20		ug/L			05/21/20 23:27	1
1,2-Dichloropropane	ND		0.20		ug/L			05/21/20 23:27	1
1,4-Dichlorobenzene	ND		0.30		ug/L			05/21/20 23:27	1
2-Butanone	ND		10		ug/L			05/21/20 23:27	1
2-Hexanone	ND		3.0		ug/L			05/21/20 23:27	1
4-Methyl-2-pentanone	ND		10		ug/L			05/21/20 23:27	1
Acetone	ND *		10		ug/L			05/21/20 23:27	1
Acrylonitrile	ND		10		ug/L			05/21/20 23:27	1
Benzene	ND		0.20		ug/L			05/21/20 23:27	1
Bromochloromethane	ND		0.20		ug/L			05/21/20 23:27	1
Bromodichloromethane	ND		0.20		ug/L			05/21/20 23:27	1
Bromoform	ND		0.50		ug/L			05/21/20 23:27	1
Bromomethane	ND		0.50		ug/L			05/21/20 23:27	1
Carbon disulfide	ND		0.30		ug/L			05/21/20 23:27	1
Carbon tetrachloride	ND		0.20		ug/L			05/21/20 23:27	1
Chlorobenzene	ND		0.20		ug/L			05/21/20 23:27	1
Chloroethane	ND		0.50		ug/L			05/21/20 23:27	1
Chloroform	ND		0.20		ug/L			05/21/20 23:27	1
Chloromethane	ND		0.50		ug/L			05/21/20 23:27	1
cis-1,2-Dichloroethene	ND		0.20		ug/L			05/21/20 23:27	1
cis-1,3-Dichloropropene	ND		0.20		ug/L			05/21/20 23:27	1
Dibromochloromethane	ND		0.20		ug/L			05/21/20 23:27	1
Dibromomethane	ND		0.20		ug/L			05/21/20 23:27	1
Ethylbenzene	ND		0.20		ug/L			05/21/20 23:27	1
m,p-Xylene	ND		0.50		ug/L			05/21/20 23:27	1
Methyl iodide	ND		0.50		ug/L			05/21/20 23:27	1
Methylene Chloride	ND		5.0		ug/L			05/21/20 23:27	1
o-Xylene	ND		0.50		ug/L			05/21/20 23:27	1
Styrene	ND		1.0		ug/L			05/21/20 23:27	1
Tetrachloroethene	ND		0.50		ug/L			05/21/20 23:27	1
Toluene	ND		0.20		ug/L			05/21/20 23:27	1
trans-1,2-Dichloroethene	ND		0.20		ug/L			05/21/20 23:27	1
trans-1,3-Dichloropropene	ND		0.20		ug/L			05/21/20 23:27	1
trans-1,4-Dichloro-2-butene	ND		2.0		ug/L			05/21/20 23:27	1
<b>Trichloroethene</b>	<b>0.27</b>		0.20		ug/L			05/21/20 23:27	1
<b>Trichlorofluoromethane</b>	<b>6.0</b>		0.50		ug/L			05/21/20 23:27	1
Vinyl acetate	ND		2.0		ug/L			05/21/20 23:27	1
Vinyl chloride	ND		0.020		ug/L			05/21/20 23:27	1

# Client Sample Results

Client: SCS Engineers  
 Project/Site: Coupeville Solid Waste Facility Groundwa

Job ID: 580-94785-1

**Client Sample ID: 0520-12**

**Lab Sample ID: 580-94785-12**

**Date Collected: 05/18/20 15:30**

**Matrix: Water**

**Date Received: 05/19/20 15:20**

Surrogate	%Recovery	Qualifier	Limits	Prepared	Analyzed	Dil Fac
1,2-Dichloroethane-d4 (Surr)	114		80 - 120		05/21/20 23:27	1
4-Bromofluorobenzene (Surr)	95		80 - 120		05/21/20 23:27	1
Dibromofluoromethane (Surr)	109		80 - 120		05/21/20 23:27	1
Toluene-d8 (Surr)	100		80 - 120		05/21/20 23:27	1

## Method: 6010C - Metals (ICP) - Dissolved

Analyte	Result	Qualifier	RL	MDL	Unit	D	Prepared	Analyzed	Dil Fac
Calcium	160		1.1		mg/L		05/20/20 08:26	05/20/20 17:06	1
Iron	ND		0.30		mg/L		05/20/20 08:26	05/20/20 17:06	1
Magnesium	62		1.1		mg/L		05/20/20 08:26	05/20/20 17:06	1
Manganese	ND		0.020		mg/L		05/20/20 08:26	05/20/20 17:06	1
Potassium	5.5		3.3		mg/L		05/20/20 08:26	05/21/20 13:31	1
Sodium	26		2.0		mg/L		05/20/20 08:26	05/20/20 17:06	1

## Method: 6020A - Metals (ICP/MS) - Total Recoverable

Analyte	Result	Qualifier	RL	MDL	Unit	D	Prepared	Analyzed	Dil Fac
Antimony	ND		0.00080		mg/L		05/20/20 08:54	05/22/20 11:08	1
Arsenic	0.0012		0.0010		mg/L		05/20/20 08:54	05/22/20 11:08	1
Barium	0.045		0.0012		mg/L		05/20/20 08:54	05/22/20 11:08	1
Beryllium	ND		0.00040		mg/L		05/20/20 08:54	05/22/20 11:08	1
Cadmium	ND		0.00080		mg/L		05/20/20 08:54	05/22/20 11:08	1
Chromium	0.0079		0.00080		mg/L		05/20/20 08:54	05/22/20 11:08	1
Cobalt	ND		0.00040		mg/L		05/20/20 08:54	05/22/20 11:08	1
Copper	ND		0.0020		mg/L		05/20/20 08:54	05/22/20 11:08	1
Lead	ND		0.00080		mg/L		05/20/20 08:54	05/22/20 11:08	1
Nickel	0.0089		0.0030		mg/L		05/20/20 08:54	05/22/20 11:08	1
Selenium	ND		0.0080		mg/L		05/20/20 08:54	05/22/20 11:08	1
Silver	ND		0.00040		mg/L		05/20/20 08:54	05/22/20 11:08	1
Thallium	ND		0.0010		mg/L		05/20/20 08:54	05/22/20 11:08	1
Vanadium	ND		0.0040		mg/L		05/20/20 08:54	05/22/20 11:08	1
Zinc	ND		0.0070		mg/L		05/20/20 08:54	05/22/20 11:08	1

## General Chemistry

Analyte	Result	Qualifier	RL	MDL	Unit	D	Prepared	Analyzed	Dil Fac
Fluoride	ND		0.20		mg/L			05/20/20 12:19	1
Nitrate Nitrite as N	6.2		0.40		mg/L			05/20/20 12:19	1
Chloride	5.1		0.90		mg/L			05/20/20 12:19	1
Sulfate	240		12		mg/L			05/20/20 20:43	10
Ammonia	ND		0.50		mg/L		05/29/20 09:30	05/29/20 09:32	1
Total Organic Carbon	62		1.5		mg/L			05/22/20 19:48	1
Analyte	Result	Qualifier	RL	RL	Unit	D	Prepared	Analyzed	Dil Fac
Alkalinity	410		5.0		mg/L			05/27/20 15:37	1
Bicarbonate Alkalinity as CaCO3	410		5.0		mg/L			05/27/20 15:37	1
Carbonate Alkalinity as CaCO3	ND		5.0		mg/L			05/27/20 15:37	1
Hydroxide Alkalinity as CaCO3	ND		5.0		mg/L			05/27/20 15:37	1
Total Dissolved Solids	780		10		mg/L			05/20/20 12:54	1
Chemical Oxygen Demand	ND		10		mg/L		05/20/20 11:12	05/20/20 12:31	1

Eurofins TestAmerica, Seattle

# Client Sample Results

Client: SCS Engineers  
 Project/Site: Coupeville Solid Waste Facility Groundwa

Job ID: 580-94785-1

**Client Sample ID: 0520-13**

**Lab Sample ID: 580-94785-13**

**Date Collected: 05/18/20 16:40**

**Matrix: Water**

**Date Received: 05/19/20 15:20**

**Method: 8260C LL - Volatile Organic Compounds by GC/MS**

Analyte	Result	Qualifier	RL	MDL	Unit	D	Prepared	Analyzed	Dil Fac
1,1,1,2-Tetrachloroethane	ND		0.30		ug/L			05/21/20 23:54	1
1,1,1-Trichloroethane	ND		0.20		ug/L			05/21/20 23:54	1
1,1,2,2-Tetrachloroethane	ND		0.20		ug/L			05/21/20 23:54	1
1,1,2-Trichloroethane	ND		0.20		ug/L			05/21/20 23:54	1
1,1-Dichloroethane	ND		0.20		ug/L			05/21/20 23:54	1
1,1-Dichloroethene	ND		0.20		ug/L			05/21/20 23:54	1
1,2,3-Trichloropropane	ND		0.20		ug/L			05/21/20 23:54	1
1,2-Dibromo-3-Chloropropane	ND		2.0		ug/L			05/21/20 23:54	1
1,2-Dibromoethane	ND		0.10		ug/L			05/21/20 23:54	1
1,2-Dichlorobenzene	ND		0.30		ug/L			05/21/20 23:54	1
1,2-Dichloroethane	ND		0.20		ug/L			05/21/20 23:54	1
1,2-Dichloropropane	ND		0.20		ug/L			05/21/20 23:54	1
1,4-Dichlorobenzene	ND		0.30		ug/L			05/21/20 23:54	1
2-Butanone	ND		10		ug/L			05/21/20 23:54	1
2-Hexanone	ND		3.0		ug/L			05/21/20 23:54	1
4-Methyl-2-pentanone	ND		10		ug/L			05/21/20 23:54	1
Acetone	ND *		10		ug/L			05/21/20 23:54	1
Acrylonitrile	ND		10		ug/L			05/21/20 23:54	1
Benzene	ND		0.20		ug/L			05/21/20 23:54	1
Bromochloromethane	ND		0.20		ug/L			05/21/20 23:54	1
Bromodichloromethane	ND		0.20		ug/L			05/21/20 23:54	1
Bromoform	ND		0.50		ug/L			05/21/20 23:54	1
Bromomethane	ND		0.50		ug/L			05/21/20 23:54	1
Carbon disulfide	ND		0.30		ug/L			05/21/20 23:54	1
Carbon tetrachloride	ND		0.20		ug/L			05/21/20 23:54	1
Chlorobenzene	ND		0.20		ug/L			05/21/20 23:54	1
Chloroethane	ND		0.50		ug/L			05/21/20 23:54	1
Chloroform	ND		0.20		ug/L			05/21/20 23:54	1
Chloromethane	ND		0.50		ug/L			05/21/20 23:54	1
cis-1,2-Dichloroethene	ND		0.20		ug/L			05/21/20 23:54	1
cis-1,3-Dichloropropene	ND		0.20		ug/L			05/21/20 23:54	1
Dibromochloromethane	ND		0.20		ug/L			05/21/20 23:54	1
Dibromomethane	ND		0.20		ug/L			05/21/20 23:54	1
Ethylbenzene	ND		0.20		ug/L			05/21/20 23:54	1
m,p-Xylene	ND		0.50		ug/L			05/21/20 23:54	1
Methyl iodide	ND		0.50		ug/L			05/21/20 23:54	1
Methylene Chloride	ND		5.0		ug/L			05/21/20 23:54	1
o-Xylene	ND		0.50		ug/L			05/21/20 23:54	1
Styrene	ND		1.0		ug/L			05/21/20 23:54	1
Tetrachloroethene	ND		0.50		ug/L			05/21/20 23:54	1
Toluene	ND		0.20		ug/L			05/21/20 23:54	1
trans-1,2-Dichloroethene	ND		0.20		ug/L			05/21/20 23:54	1
trans-1,3-Dichloropropene	ND		0.20		ug/L			05/21/20 23:54	1
trans-1,4-Dichloro-2-butene	ND		2.0		ug/L			05/21/20 23:54	1
Trichloroethene	ND		0.20		ug/L			05/21/20 23:54	1
<b>Trichlorofluoromethane</b>	<b>1.7</b>		0.50		ug/L			05/21/20 23:54	1
Vinyl acetate	ND		2.0		ug/L			05/21/20 23:54	1
Vinyl chloride	ND		0.020		ug/L			05/21/20 23:54	1

Eurofins TestAmerica, Seattle

# Client Sample Results

Client: SCS Engineers  
Project/Site: Coupeville Solid Waste Facility Groundwa

Job ID: 580-94785-1

**Client Sample ID: 0520-13**

**Lab Sample ID: 580-94785-13**

Date Collected: 05/18/20 16:40

Matrix: Water

Date Received: 05/19/20 15:20

Surrogate	%Recovery	Qualifier	Limits	Prepared	Analyzed	Dil Fac
1,2-Dichloroethane-d4 (Surr)	113		80 - 120		05/21/20 23:54	1
4-Bromofluorobenzene (Surr)	95		80 - 120		05/21/20 23:54	1
Dibromofluoromethane (Surr)	110		80 - 120		05/21/20 23:54	1
Toluene-d8 (Surr)	99		80 - 120		05/21/20 23:54	1

### Method: 6010C - Metals (ICP) - Dissolved

Analyte	Result	Qualifier	RL	MDL	Unit	D	Prepared	Analyzed	Dil Fac
Calcium	130		1.1		mg/L		05/20/20 08:26	05/20/20 17:10	1
Iron	ND		0.30		mg/L		05/20/20 08:26	05/20/20 17:10	1
Magnesium	47		1.1		mg/L		05/20/20 08:26	05/20/20 17:10	1
Manganese	ND		0.020		mg/L		05/20/20 08:26	05/20/20 17:10	1
Potassium	6.1		3.3		mg/L		05/20/20 08:26	05/21/20 13:34	1
Sodium	29		2.0		mg/L		05/20/20 08:26	05/20/20 17:10	1

### Method: 6020A - Metals (ICP/MS) - Total Recoverable

Analyte	Result	Qualifier	RL	MDL	Unit	D	Prepared	Analyzed	Dil Fac
Antimony	ND		0.00080		mg/L		05/20/20 08:54	05/22/20 11:11	1
Arsenic	0.0025		0.0010		mg/L		05/20/20 08:54	05/22/20 11:11	1
Barium	0.034		0.0012		mg/L		05/20/20 08:54	05/22/20 11:11	1
Beryllium	ND		0.00040		mg/L		05/20/20 08:54	05/22/20 11:11	1
Cadmium	ND		0.00080		mg/L		05/20/20 08:54	05/22/20 11:11	1
Chromium	0.011		0.00080		mg/L		05/20/20 08:54	05/22/20 11:11	1
Cobalt	ND		0.00040		mg/L		05/20/20 08:54	05/22/20 11:11	1
Copper	ND		0.0020		mg/L		05/20/20 08:54	05/22/20 11:11	1
Lead	ND		0.00080		mg/L		05/20/20 08:54	05/22/20 11:11	1
Nickel	ND		0.0030		mg/L		05/20/20 08:54	05/22/20 11:11	1
Selenium	ND		0.0080		mg/L		05/20/20 08:54	05/22/20 11:11	1
Silver	ND		0.00040		mg/L		05/20/20 08:54	05/22/20 11:11	1
Thallium	ND		0.0010		mg/L		05/20/20 08:54	05/22/20 11:11	1
Vanadium	0.0057		0.0040		mg/L		05/20/20 08:54	05/22/20 11:11	1
Zinc	ND		0.0070		mg/L		05/20/20 08:54	05/22/20 11:11	1

### General Chemistry

Analyte	Result	Qualifier	RL	MDL	Unit	D	Prepared	Analyzed	Dil Fac
Fluoride	ND		0.20		mg/L			05/20/20 12:31	1
Nitrate Nitrite as N	7.6		0.40		mg/L			05/20/20 12:31	1
Chloride	34		0.90		mg/L			05/20/20 12:31	1
Sulfate	42		1.2		mg/L			05/20/20 12:31	1
Ammonia	ND		0.50		mg/L		05/29/20 09:30	05/29/20 09:32	1
Total Organic Carbon	51		1.5		mg/L			05/22/20 20:10	1
Analyte	Result	Qualifier	RL	RL	Unit	D	Prepared	Analyzed	Dil Fac
Alkalinity	420		5.0		mg/L			05/27/20 15:37	1
Bicarbonate Alkalinity as CaCO3	420		5.0		mg/L			05/27/20 15:37	1
Carbonate Alkalinity as CaCO3	ND		5.0		mg/L			05/27/20 15:37	1
Hydroxide Alkalinity as CaCO3	ND		5.0		mg/L			05/27/20 15:37	1
Total Dissolved Solids	500		10		mg/L			05/20/20 12:54	1
Chemical Oxygen Demand	ND		10		mg/L		05/20/20 11:12	05/20/20 12:31	1

Eurofins TestAmerica, Seattle

# Client Sample Results

Client: SCS Engineers  
 Project/Site: Coupeville Solid Waste Facility Groundwa

Job ID: 580-94785-1

**Client Sample ID: 0520-14**

**Lab Sample ID: 580-94785-14**

**Date Collected: 05/18/20 16:35**

**Matrix: Water**

**Date Received: 05/19/20 15:20**

**Method: 8260C LL - Volatile Organic Compounds by GC/MS**

Analyte	Result	Qualifier	RL	MDL	Unit	D	Prepared	Analyzed	Dil Fac
1,1,1,2-Tetrachloroethane	ND		0.30		ug/L			05/22/20 00:21	1
<b>1,1,1-Trichloroethane</b>	<b>0.49</b>		0.20		ug/L			05/22/20 00:21	1
1,1,2,2-Tetrachloroethane	ND		0.20		ug/L			05/22/20 00:21	1
1,1,2-Trichloroethane	ND		0.20		ug/L			05/22/20 00:21	1
<b>1,1-Dichloroethane</b>	<b>0.43</b>		0.20		ug/L			05/22/20 00:21	1
1,1-Dichloroethene	ND		0.20		ug/L			05/22/20 00:21	1
1,2,3-Trichloropropane	ND		0.20		ug/L			05/22/20 00:21	1
1,2-Dibromo-3-Chloropropane	ND		2.0		ug/L			05/22/20 00:21	1
1,2-Dibromoethane	ND		0.10		ug/L			05/22/20 00:21	1
1,2-Dichlorobenzene	ND		0.30		ug/L			05/22/20 00:21	1
1,2-Dichloroethane	ND		0.20		ug/L			05/22/20 00:21	1
1,2-Dichloropropane	ND		0.20		ug/L			05/22/20 00:21	1
1,4-Dichlorobenzene	ND		0.30		ug/L			05/22/20 00:21	1
2-Butanone	ND		10		ug/L			05/22/20 00:21	1
2-Hexanone	ND		3.0		ug/L			05/22/20 00:21	1
4-Methyl-2-pentanone	ND		10		ug/L			05/22/20 00:21	1
Acetone	ND *		10		ug/L			05/22/20 00:21	1
Acrylonitrile	ND		10		ug/L			05/22/20 00:21	1
Benzene	ND		0.20		ug/L			05/22/20 00:21	1
Bromochloromethane	ND		0.20		ug/L			05/22/20 00:21	1
Bromodichloromethane	ND		0.20		ug/L			05/22/20 00:21	1
Bromoform	ND		0.50		ug/L			05/22/20 00:21	1
Bromomethane	ND		0.50		ug/L			05/22/20 00:21	1
Carbon disulfide	ND		0.30		ug/L			05/22/20 00:21	1
Carbon tetrachloride	ND		0.20		ug/L			05/22/20 00:21	1
Chlorobenzene	ND		0.20		ug/L			05/22/20 00:21	1
Chloroethane	ND		0.50		ug/L			05/22/20 00:21	1
Chloroform	ND		0.20		ug/L			05/22/20 00:21	1
Chloromethane	ND		0.50		ug/L			05/22/20 00:21	1
cis-1,2-Dichloroethene	ND		0.20		ug/L			05/22/20 00:21	1
cis-1,3-Dichloropropene	ND		0.20		ug/L			05/22/20 00:21	1
Dibromochloromethane	ND		0.20		ug/L			05/22/20 00:21	1
Dibromomethane	ND		0.20		ug/L			05/22/20 00:21	1
Ethylbenzene	ND		0.20		ug/L			05/22/20 00:21	1
m,p-Xylene	ND		0.50		ug/L			05/22/20 00:21	1
Methyl iodide	ND		0.50		ug/L			05/22/20 00:21	1
Methylene Chloride	ND		5.0		ug/L			05/22/20 00:21	1
o-Xylene	ND		0.50		ug/L			05/22/20 00:21	1
Styrene	ND		1.0		ug/L			05/22/20 00:21	1
Tetrachloroethene	ND		0.50		ug/L			05/22/20 00:21	1
Toluene	ND		0.20		ug/L			05/22/20 00:21	1
trans-1,2-Dichloroethene	ND		0.20		ug/L			05/22/20 00:21	1
trans-1,3-Dichloropropene	ND		0.20		ug/L			05/22/20 00:21	1
trans-1,4-Dichloro-2-butene	ND		2.0		ug/L			05/22/20 00:21	1
Trichloroethene	ND		0.20		ug/L			05/22/20 00:21	1
<b>Trichlorofluoromethane</b>	<b>5.3</b>		0.50		ug/L			05/22/20 00:21	1
Vinyl acetate	ND		2.0		ug/L			05/22/20 00:21	1
Vinyl chloride	ND		0.020		ug/L			05/22/20 00:21	1

# Client Sample Results

Client: SCS Engineers  
 Project/Site: Coupeville Solid Waste Facility Groundwa

Job ID: 580-94785-1

**Client Sample ID: 0520-14**

**Lab Sample ID: 580-94785-14**

**Date Collected: 05/18/20 16:35**

**Matrix: Water**

**Date Received: 05/19/20 15:20**

Surrogate	%Recovery	Qualifier	Limits	Prepared	Analyzed	Dil Fac
1,2-Dichloroethane-d4 (Surr)	112		80 - 120		05/22/20 00:21	1
4-Bromofluorobenzene (Surr)	94		80 - 120		05/22/20 00:21	1
Dibromofluoromethane (Surr)	112		80 - 120		05/22/20 00:21	1
Toluene-d8 (Surr)	99		80 - 120		05/22/20 00:21	1

### Method: 6010C - Metals (ICP) - Dissolved

Analyte	Result	Qualifier	RL	MDL	Unit	D	Prepared	Analyzed	Dil Fac
Calcium	130		1.1		mg/L		05/20/20 08:26	05/20/20 17:13	1
Iron	ND		0.30		mg/L		05/20/20 08:26	05/20/20 17:13	1
Magnesium	66		1.1		mg/L		05/20/20 08:26	05/20/20 17:13	1
Manganese	ND		0.020		mg/L		05/20/20 08:26	05/20/20 17:13	1
Potassium	9.2		3.3		mg/L		05/20/20 08:26	05/21/20 13:37	1
Sodium	28		2.0		mg/L		05/20/20 08:26	05/20/20 17:13	1

### Method: 6020A - Metals (ICP/MS) - Total Recoverable

Analyte	Result	Qualifier	RL	MDL	Unit	D	Prepared	Analyzed	Dil Fac
Antimony	ND		0.00080		mg/L		05/20/20 08:54	05/22/20 11:14	1
Arsenic	0.0011		0.0010		mg/L		05/20/20 08:54	05/22/20 11:14	1
Barium	0.040		0.0012		mg/L		05/20/20 08:54	05/22/20 11:14	1
Beryllium	ND		0.00040		mg/L		05/20/20 08:54	05/22/20 11:14	1
Cadmium	ND		0.00080		mg/L		05/20/20 08:54	05/22/20 11:14	1
Chromium	0.0018		0.00080		mg/L		05/20/20 08:54	05/22/20 11:14	1
Cobalt	ND		0.00040		mg/L		05/20/20 08:54	05/22/20 11:14	1
Copper	ND		0.0020		mg/L		05/20/20 08:54	05/22/20 11:14	1
Lead	ND		0.00080		mg/L		05/20/20 08:54	05/22/20 11:14	1
Nickel	0.0034		0.0030		mg/L		05/20/20 08:54	05/22/20 11:14	1
Selenium	ND		0.0080		mg/L		05/20/20 08:54	05/22/20 11:14	1
Silver	ND		0.00040		mg/L		05/20/20 08:54	05/22/20 11:14	1
Thallium	ND		0.0010		mg/L		05/20/20 08:54	05/22/20 11:14	1
Vanadium	ND		0.0040		mg/L		05/20/20 08:54	05/22/20 11:14	1
Zinc	ND		0.0070		mg/L		05/20/20 08:54	05/22/20 11:14	1

### General Chemistry

Analyte	Result	Qualifier	RL	MDL	Unit	D	Prepared	Analyzed	Dil Fac
Fluoride	ND		0.20		mg/L			05/20/20 12:43	1
Nitrate Nitrite as N	8.1		0.40		mg/L			05/20/20 12:43	1
Chloride	23		0.90		mg/L			05/20/20 12:43	1
Sulfate	49		1.2		mg/L			05/20/20 12:43	1
Ammonia	ND		0.50		mg/L		05/29/20 09:30	05/29/20 09:32	1
Total Organic Carbon	64		1.5		mg/L			05/22/20 20:26	1

Analyte	Result	Qualifier	RL	RL	Unit	D	Prepared	Analyzed	Dil Fac
Alkalinity	490		5.0		mg/L			05/27/20 15:37	1
Bicarbonate Alkalinity as CaCO3	490		5.0		mg/L			05/27/20 15:37	1
Carbonate Alkalinity as CaCO3	ND		5.0		mg/L			05/27/20 15:37	1
Hydroxide Alkalinity as CaCO3	ND		5.0		mg/L			05/27/20 15:37	1
Total Dissolved Solids	620		10		mg/L			05/20/20 12:54	1
Chemical Oxygen Demand	ND		10		mg/L		05/20/20 11:12	05/20/20 12:31	1

Eurofins TestAmerica, Seattle

# Client Sample Results

Client: SCS Engineers  
 Project/Site: Coupeville Solid Waste Facility Groundwa

Job ID: 580-94785-1

**Client Sample ID: 0520-15**

**Lab Sample ID: 580-94785-15**

**Date Collected: 05/18/20 16:50**

**Matrix: Water**

**Date Received: 05/19/20 15:20**

**Method: 8260C LL - Volatile Organic Compounds by GC/MS**

Analyte	Result	Qualifier	RL	MDL	Unit	D	Prepared	Analyzed	Dil Fac
1,1,1,2-Tetrachloroethane	ND		0.30		ug/L			05/22/20 00:48	1
1,1,1-Trichloroethane	ND		0.20		ug/L			05/22/20 00:48	1
1,1,2,2-Tetrachloroethane	ND		0.20		ug/L			05/22/20 00:48	1
1,1,2-Trichloroethane	ND		0.20		ug/L			05/22/20 00:48	1
1,1-Dichloroethane	ND		0.20		ug/L			05/22/20 00:48	1
1,1-Dichloroethene	ND		0.20		ug/L			05/22/20 00:48	1
1,2,3-Trichloropropane	ND		0.20		ug/L			05/22/20 00:48	1
1,2-Dibromo-3-Chloropropane	ND		2.0		ug/L			05/22/20 00:48	1
1,2-Dibromoethane	ND		0.10		ug/L			05/22/20 00:48	1
1,2-Dichlorobenzene	ND		0.30		ug/L			05/22/20 00:48	1
1,2-Dichloroethane	ND		0.20		ug/L			05/22/20 00:48	1
1,2-Dichloropropane	ND		0.20		ug/L			05/22/20 00:48	1
1,4-Dichlorobenzene	ND		0.30		ug/L			05/22/20 00:48	1
2-Butanone	ND		10		ug/L			05/22/20 00:48	1
2-Hexanone	ND		3.0		ug/L			05/22/20 00:48	1
4-Methyl-2-pentanone	ND		10		ug/L			05/22/20 00:48	1
Acetone	ND *		10		ug/L			05/22/20 00:48	1
Acrylonitrile	ND		10		ug/L			05/22/20 00:48	1
Benzene	ND		0.20		ug/L			05/22/20 00:48	1
Bromochloromethane	ND		0.20		ug/L			05/22/20 00:48	1
Bromodichloromethane	ND		0.20		ug/L			05/22/20 00:48	1
Bromoform	ND		0.50		ug/L			05/22/20 00:48	1
Bromomethane	ND		0.50		ug/L			05/22/20 00:48	1
Carbon disulfide	ND		0.30		ug/L			05/22/20 00:48	1
Carbon tetrachloride	ND		0.20		ug/L			05/22/20 00:48	1
Chlorobenzene	ND		0.20		ug/L			05/22/20 00:48	1
Chloroethane	ND		0.50		ug/L			05/22/20 00:48	1
Chloroform	ND		0.20		ug/L			05/22/20 00:48	1
Chloromethane	ND		0.50		ug/L			05/22/20 00:48	1
cis-1,2-Dichloroethene	ND		0.20		ug/L			05/22/20 00:48	1
cis-1,3-Dichloropropene	ND		0.20		ug/L			05/22/20 00:48	1
Dibromochloromethane	ND		0.20		ug/L			05/22/20 00:48	1
Dibromomethane	ND		0.20		ug/L			05/22/20 00:48	1
Ethylbenzene	ND		0.20		ug/L			05/22/20 00:48	1
m,p-Xylene	ND		0.50		ug/L			05/22/20 00:48	1
Methyl iodide	ND		0.50		ug/L			05/22/20 00:48	1
Methylene Chloride	ND		5.0		ug/L			05/22/20 00:48	1
o-Xylene	ND		0.50		ug/L			05/22/20 00:48	1
Styrene	ND		1.0		ug/L			05/22/20 00:48	1
Tetrachloroethene	ND		0.50		ug/L			05/22/20 00:48	1
Toluene	ND		0.20		ug/L			05/22/20 00:48	1
trans-1,2-Dichloroethene	ND		0.20		ug/L			05/22/20 00:48	1
trans-1,3-Dichloropropene	ND		0.20		ug/L			05/22/20 00:48	1
trans-1,4-Dichloro-2-butene	ND		2.0		ug/L			05/22/20 00:48	1
Trichloroethene	ND		0.20		ug/L			05/22/20 00:48	1
<b>Trichlorofluoromethane</b>	<b>1.6</b>		0.50		ug/L			05/22/20 00:48	1
Vinyl acetate	ND		2.0		ug/L			05/22/20 00:48	1
Vinyl chloride	ND		0.020		ug/L			05/22/20 00:48	1

# Client Sample Results

Client: SCS Engineers  
 Project/Site: Coupeville Solid Waste Facility Groundwa

Job ID: 580-94785-1

**Client Sample ID: 0520-15**

**Lab Sample ID: 580-94785-15**

Date Collected: 05/18/20 16:50

Matrix: Water

Date Received: 05/19/20 15:20

Surrogate	%Recovery	Qualifier	Limits	Prepared	Analyzed	Dil Fac
1,2-Dichloroethane-d4 (Surr)	108		80 - 120		05/22/20 00:48	1
4-Bromofluorobenzene (Surr)	91		80 - 120		05/22/20 00:48	1
Dibromofluoromethane (Surr)	106		80 - 120		05/22/20 00:48	1
Toluene-d8 (Surr)	98		80 - 120		05/22/20 00:48	1

### Method: 6010C - Metals (ICP) - Dissolved

Analyte	Result	Qualifier	RL	MDL	Unit	D	Prepared	Analyzed	Dil Fac
Calcium	130		1.1		mg/L		05/20/20 08:26	05/20/20 17:16	1
Iron	ND		0.30		mg/L		05/20/20 08:26	05/20/20 17:16	1
Magnesium	48		1.1		mg/L		05/20/20 08:26	05/20/20 17:16	1
Manganese	ND		0.020		mg/L		05/20/20 08:26	05/20/20 17:16	1
Potassium	6.2		3.3		mg/L		05/20/20 08:26	05/21/20 13:41	1
Sodium	29		2.0		mg/L		05/20/20 08:26	05/20/20 17:16	1

### Method: 6020A - Metals (ICP/MS) - Total Recoverable

Analyte	Result	Qualifier	RL	MDL	Unit	D	Prepared	Analyzed	Dil Fac
Antimony	ND		0.00080		mg/L		05/20/20 08:54	05/22/20 11:17	1
Arsenic	0.0025		0.0010		mg/L		05/20/20 08:54	05/22/20 11:17	1
Barium	0.034		0.0012		mg/L		05/20/20 08:54	05/22/20 11:17	1
Beryllium	ND		0.00040		mg/L		05/20/20 08:54	05/22/20 11:17	1
Cadmium	ND		0.00080		mg/L		05/20/20 08:54	05/22/20 11:17	1
Chromium	0.011		0.00080		mg/L		05/20/20 08:54	05/22/20 11:17	1
Cobalt	ND		0.00040		mg/L		05/20/20 08:54	05/22/20 11:17	1
Copper	ND		0.0020		mg/L		05/20/20 08:54	05/22/20 11:17	1
Lead	ND		0.00080		mg/L		05/20/20 08:54	05/22/20 11:17	1
Nickel	ND		0.0030		mg/L		05/20/20 08:54	05/22/20 11:17	1
Selenium	ND		0.0080		mg/L		05/20/20 08:54	05/22/20 11:17	1
Silver	ND		0.00040		mg/L		05/20/20 08:54	05/22/20 11:17	1
Thallium	ND		0.0010		mg/L		05/20/20 08:54	05/22/20 11:17	1
Vanadium	0.0057		0.0040		mg/L		05/20/20 08:54	05/22/20 11:17	1
Zinc	ND		0.0070		mg/L		05/20/20 08:54	05/22/20 11:17	1

### General Chemistry

Analyte	Result	Qualifier	RL	MDL	Unit	D	Prepared	Analyzed	Dil Fac
Fluoride	ND		0.20		mg/L			05/20/20 12:55	1
Nitrate Nitrite as N	7.7		0.40		mg/L			05/20/20 12:55	1
Chloride	34		0.90		mg/L			05/20/20 12:55	1
Sulfate	43		1.2		mg/L			05/20/20 12:55	1
Ammonia	ND		0.50		mg/L		05/29/20 09:30	05/29/20 09:32	1
Total Organic Carbon	61		1.5		mg/L			05/22/20 20:44	1
Analyte	Result	Qualifier	RL	RL	Unit	D	Prepared	Analyzed	Dil Fac
Alkalinity	440		5.0		mg/L			05/27/20 15:37	1
Bicarbonate Alkalinity as CaCO3	440		5.0		mg/L			05/27/20 15:37	1
Carbonate Alkalinity as CaCO3	ND		5.0		mg/L			05/27/20 15:37	1
Hydroxide Alkalinity as CaCO3	ND		5.0		mg/L			05/27/20 15:37	1
Total Dissolved Solids	520		10		mg/L			05/20/20 12:54	1
Chemical Oxygen Demand	ND		10		mg/L		05/20/20 11:12	05/20/20 12:31	1

Eurofins TestAmerica, Seattle

# Client Sample Results

Client: SCS Engineers  
 Project/Site: Coupeville Solid Waste Facility Groundwa

Job ID: 580-94785-1

**Client Sample ID: 0520-16**

**Lab Sample ID: 580-94785-16**

Date Collected: 05/18/20 17:42

Matrix: Water

Date Received: 05/19/20 15:20

**Method: 8260C LL - Volatile Organic Compounds by GC/MS**

Analyte	Result	Qualifier	RL	MDL	Unit	D	Prepared	Analyzed	Dil Fac
1,1,1,2-Tetrachloroethane	ND		0.30		ug/L			05/22/20 01:14	1
1,1,1-Trichloroethane	ND		0.20		ug/L			05/22/20 01:14	1
1,1,2,2-Tetrachloroethane	ND		0.20		ug/L			05/22/20 01:14	1
1,1,2-Trichloroethane	ND		0.20		ug/L			05/22/20 01:14	1
1,1-Dichloroethane	ND		0.20		ug/L			05/22/20 01:14	1
1,1-Dichloroethene	ND		0.20		ug/L			05/22/20 01:14	1
1,2,3-Trichloropropane	ND		0.20		ug/L			05/22/20 01:14	1
1,2-Dibromo-3-Chloropropane	ND		2.0		ug/L			05/22/20 01:14	1
1,2-Dibromoethane	ND		0.10		ug/L			05/22/20 01:14	1
1,2-Dichlorobenzene	ND		0.30		ug/L			05/22/20 01:14	1
1,2-Dichloroethane	ND		0.20		ug/L			05/22/20 01:14	1
1,2-Dichloropropane	ND		0.20		ug/L			05/22/20 01:14	1
1,4-Dichlorobenzene	ND		0.30		ug/L			05/22/20 01:14	1
2-Butanone	ND		10		ug/L			05/22/20 01:14	1
2-Hexanone	ND		3.0		ug/L			05/22/20 01:14	1
4-Methyl-2-pentanone	ND		10		ug/L			05/22/20 01:14	1
Acetone	ND *		10		ug/L			05/22/20 01:14	1
Acrylonitrile	ND		10		ug/L			05/22/20 01:14	1
Benzene	ND		0.20		ug/L			05/22/20 01:14	1
Bromochloromethane	ND		0.20		ug/L			05/22/20 01:14	1
Bromodichloromethane	ND		0.20		ug/L			05/22/20 01:14	1
Bromoform	ND		0.50		ug/L			05/22/20 01:14	1
Bromomethane	ND		0.50		ug/L			05/22/20 01:14	1
Carbon disulfide	ND		0.30		ug/L			05/22/20 01:14	1
Carbon tetrachloride	ND		0.20		ug/L			05/22/20 01:14	1
Chlorobenzene	ND		0.20		ug/L			05/22/20 01:14	1
Chloroethane	ND		0.50		ug/L			05/22/20 01:14	1
Chloroform	ND		0.20		ug/L			05/22/20 01:14	1
Chloromethane	ND		0.50		ug/L			05/22/20 01:14	1
cis-1,2-Dichloroethene	ND		0.20		ug/L			05/22/20 01:14	1
cis-1,3-Dichloropropene	ND		0.20		ug/L			05/22/20 01:14	1
Dibromochloromethane	ND		0.20		ug/L			05/22/20 01:14	1
Dibromomethane	ND		0.20		ug/L			05/22/20 01:14	1
Ethylbenzene	ND		0.20		ug/L			05/22/20 01:14	1
m,p-Xylene	ND		0.50		ug/L			05/22/20 01:14	1
Methyl iodide	ND		0.50		ug/L			05/22/20 01:14	1
Methylene Chloride	ND		5.0		ug/L			05/22/20 01:14	1
o-Xylene	ND		0.50		ug/L			05/22/20 01:14	1
Styrene	ND		1.0		ug/L			05/22/20 01:14	1
Tetrachloroethene	ND		0.50		ug/L			05/22/20 01:14	1
Toluene	ND		0.20		ug/L			05/22/20 01:14	1
trans-1,2-Dichloroethene	ND		0.20		ug/L			05/22/20 01:14	1
trans-1,3-Dichloropropene	ND		0.20		ug/L			05/22/20 01:14	1
trans-1,4-Dichloro-2-butene	ND		2.0		ug/L			05/22/20 01:14	1
Trichloroethene	ND		0.20		ug/L			05/22/20 01:14	1
<b>Trichlorofluoromethane</b>	<b>0.82</b>		0.50		ug/L			05/22/20 01:14	1
Vinyl acetate	ND		2.0		ug/L			05/22/20 01:14	1
Vinyl chloride	ND		0.020		ug/L			05/22/20 01:14	1

Eurofins TestAmerica, Seattle

# Client Sample Results

Client: SCS Engineers  
Project/Site: Coupeville Solid Waste Facility Groundwa

Job ID: 580-94785-1

**Client Sample ID: 0520-16**

**Lab Sample ID: 580-94785-16**

Date Collected: 05/18/20 17:42

Matrix: Water

Date Received: 05/19/20 15:20

Surrogate	%Recovery	Qualifier	Limits	Prepared	Analyzed	Dil Fac
1,2-Dichloroethane-d4 (Surr)	113		80 - 120		05/22/20 01:14	1
4-Bromofluorobenzene (Surr)	96		80 - 120		05/22/20 01:14	1
Dibromofluoromethane (Surr)	112		80 - 120		05/22/20 01:14	1
Toluene-d8 (Surr)	99		80 - 120		05/22/20 01:14	1

### Method: 6010C - Metals (ICP) - Dissolved

Analyte	Result	Qualifier	RL	MDL	Unit	D	Prepared	Analyzed	Dil Fac
Calcium	110		1.1		mg/L		05/20/20 08:26	05/20/20 17:19	1
Iron	ND		0.30		mg/L		05/20/20 08:26	05/20/20 17:19	1
Magnesium	74		1.1		mg/L		05/20/20 08:26	05/20/20 17:19	1
Manganese	ND		0.020		mg/L		05/20/20 08:26	05/20/20 17:19	1
Potassium	8.6		3.3		mg/L		05/20/20 08:26	05/21/20 13:44	1
Sodium	41		2.0		mg/L		05/20/20 08:26	05/20/20 17:19	1

### Method: 6020A - Metals (ICP/MS) - Total Recoverable

Analyte	Result	Qualifier	RL	MDL	Unit	D	Prepared	Analyzed	Dil Fac
Antimony	ND		0.00080		mg/L		05/20/20 08:54	05/22/20 11:20	1
Arsenic	0.0031		0.0010		mg/L		05/20/20 08:54	05/22/20 11:20	1
Barium	0.030		0.0012		mg/L		05/20/20 08:54	05/22/20 11:20	1
Beryllium	ND		0.00040		mg/L		05/20/20 08:54	05/22/20 11:20	1
Cadmium	ND		0.00080		mg/L		05/20/20 08:54	05/22/20 11:20	1
Chromium	ND		0.00080		mg/L		05/20/20 08:54	05/22/20 11:20	1
Cobalt	ND		0.00040		mg/L		05/20/20 08:54	05/22/20 11:20	1
Copper	ND		0.0020		mg/L		05/20/20 08:54	05/22/20 11:20	1
Lead	ND		0.00080		mg/L		05/20/20 08:54	05/22/20 11:20	1
Nickel	0.0051		0.0030		mg/L		05/20/20 08:54	05/22/20 11:20	1
Selenium	ND		0.0080		mg/L		05/20/20 08:54	05/22/20 11:20	1
Silver	ND		0.00040		mg/L		05/20/20 08:54	05/22/20 11:20	1
Thallium	ND		0.0010		mg/L		05/20/20 08:54	05/22/20 11:20	1
Vanadium	ND		0.0040		mg/L		05/20/20 08:54	05/22/20 11:20	1
Zinc	ND		0.0070		mg/L		05/20/20 08:54	05/22/20 11:20	1

### General Chemistry

Analyte	Result	Qualifier	RL	MDL	Unit	D	Prepared	Analyzed	Dil Fac
Fluoride	ND		0.20		mg/L			05/20/20 13:06	1
Nitrate Nitrite as N	4.5		0.40		mg/L			05/20/20 13:06	1
Chloride	68		0.90		mg/L			05/20/20 13:06	1
Sulfate	70		1.2		mg/L			05/20/20 13:06	1
Ammonia	ND		0.50		mg/L		05/29/20 09:30	05/29/20 09:32	1
Total Organic Carbon	58		1.5		mg/L			05/22/20 21:32	1
Analyte	Result	Qualifier	RL	RL	Unit	D	Prepared	Analyzed	Dil Fac
Alkalinity	470		5.0		mg/L			05/27/20 15:37	1
Bicarbonate Alkalinity as CaCO3	470		5.0		mg/L			05/27/20 15:37	1
Carbonate Alkalinity as CaCO3	ND		5.0		mg/L			05/27/20 15:37	1
Hydroxide Alkalinity as CaCO3	ND		5.0		mg/L			05/27/20 15:37	1
Total Dissolved Solids	620		10		mg/L			05/20/20 12:54	1
Chemical Oxygen Demand	ND		10		mg/L		05/20/20 11:12	05/20/20 12:31	1

Eurofins TestAmerica, Seattle

# Client Sample Results

Client: SCS Engineers  
 Project/Site: Coupeville Solid Waste Facility Groundwa

Job ID: 580-94785-1

**Client Sample ID: 0520-17**

**Lab Sample ID: 580-94785-17**

Date Collected: 05/18/20 17:46

Matrix: Water

Date Received: 05/19/20 15:20

**Method: 8260C LL - Volatile Organic Compounds by GC/MS**

Analyte	Result	Qualifier	RL	MDL	Unit	D	Prepared	Analyzed	Dil Fac
1,1,1,2-Tetrachloroethane	ND		0.30		ug/L			05/22/20 01:41	1
<b>1,1,1-Trichloroethane</b>	<b>0.29</b>		0.20		ug/L			05/22/20 01:41	1
1,1,2,2-Tetrachloroethane	ND		0.20		ug/L			05/22/20 01:41	1
1,1,2-Trichloroethane	ND		0.20		ug/L			05/22/20 01:41	1
1,1-Dichloroethane	ND		0.20		ug/L			05/22/20 01:41	1
1,1-Dichloroethene	ND		0.20		ug/L			05/22/20 01:41	1
1,2,3-Trichloropropane	ND		0.20		ug/L			05/22/20 01:41	1
1,2-Dibromo-3-Chloropropane	ND		2.0		ug/L			05/22/20 01:41	1
1,2-Dibromoethane	ND		0.10		ug/L			05/22/20 01:41	1
1,2-Dichlorobenzene	ND		0.30		ug/L			05/22/20 01:41	1
1,2-Dichloroethane	ND		0.20		ug/L			05/22/20 01:41	1
1,2-Dichloropropane	ND		0.20		ug/L			05/22/20 01:41	1
1,4-Dichlorobenzene	ND		0.30		ug/L			05/22/20 01:41	1
2-Butanone	ND		10		ug/L			05/22/20 01:41	1
2-Hexanone	ND		3.0		ug/L			05/22/20 01:41	1
4-Methyl-2-pentanone	ND		10		ug/L			05/22/20 01:41	1
Acetone	ND *		10		ug/L			05/22/20 01:41	1
Acrylonitrile	ND		10		ug/L			05/22/20 01:41	1
Benzene	ND		0.20		ug/L			05/22/20 01:41	1
Bromochloromethane	ND		0.20		ug/L			05/22/20 01:41	1
Bromodichloromethane	ND		0.20		ug/L			05/22/20 01:41	1
Bromoform	ND		0.50		ug/L			05/22/20 01:41	1
Bromomethane	ND		0.50		ug/L			05/22/20 01:41	1
Carbon disulfide	ND		0.30		ug/L			05/22/20 01:41	1
Carbon tetrachloride	ND		0.20		ug/L			05/22/20 01:41	1
Chlorobenzene	ND		0.20		ug/L			05/22/20 01:41	1
Chloroethane	ND		0.50		ug/L			05/22/20 01:41	1
Chloroform	ND		0.20		ug/L			05/22/20 01:41	1
Chloromethane	ND		0.50		ug/L			05/22/20 01:41	1
cis-1,2-Dichloroethene	ND		0.20		ug/L			05/22/20 01:41	1
cis-1,3-Dichloropropene	ND		0.20		ug/L			05/22/20 01:41	1
Dibromochloromethane	ND		0.20		ug/L			05/22/20 01:41	1
Dibromomethane	ND		0.20		ug/L			05/22/20 01:41	1
Ethylbenzene	ND		0.20		ug/L			05/22/20 01:41	1
m,p-Xylene	ND		0.50		ug/L			05/22/20 01:41	1
Methyl iodide	ND		0.50		ug/L			05/22/20 01:41	1
Methylene Chloride	ND		5.0		ug/L			05/22/20 01:41	1
o-Xylene	ND		0.50		ug/L			05/22/20 01:41	1
Styrene	ND		1.0		ug/L			05/22/20 01:41	1
Tetrachloroethene	ND		0.50		ug/L			05/22/20 01:41	1
Toluene	ND		0.20		ug/L			05/22/20 01:41	1
trans-1,2-Dichloroethene	ND		0.20		ug/L			05/22/20 01:41	1
trans-1,3-Dichloropropene	ND		0.20		ug/L			05/22/20 01:41	1
trans-1,4-Dichloro-2-butene	ND		2.0		ug/L			05/22/20 01:41	1
Trichloroethene	ND		0.20		ug/L			05/22/20 01:41	1
<b>Trichlorofluoromethane</b>	<b>2.6</b>		0.50		ug/L			05/22/20 01:41	1
Vinyl acetate	ND		2.0		ug/L			05/22/20 01:41	1
Vinyl chloride	ND		0.020		ug/L			05/22/20 01:41	1

# Client Sample Results

Client: SCS Engineers  
 Project/Site: Coupeville Solid Waste Facility Groundwa

Job ID: 580-94785-1

**Client Sample ID: 0520-17**

**Lab Sample ID: 580-94785-17**

**Date Collected: 05/18/20 17:46**

**Matrix: Water**

**Date Received: 05/19/20 15:20**

Surrogate	%Recovery	Qualifier	Limits	Prepared	Analyzed	Dil Fac
1,2-Dichloroethane-d4 (Surr)	112		80 - 120		05/22/20 01:41	1
4-Bromofluorobenzene (Surr)	98		80 - 120		05/22/20 01:41	1
Dibromofluoromethane (Surr)	116		80 - 120		05/22/20 01:41	1
Toluene-d8 (Surr)	101		80 - 120		05/22/20 01:41	1

### Method: 6010C - Metals (ICP) - Dissolved

Analyte	Result	Qualifier	RL	MDL	Unit	D	Prepared	Analyzed	Dil Fac
Calcium	140		1.1		mg/L		05/20/20 08:26	05/20/20 17:23	1
Iron	ND		0.30		mg/L		05/20/20 08:26	05/20/20 17:23	1
Magnesium	53		1.1		mg/L		05/20/20 08:26	05/20/20 17:23	1
Manganese	ND		0.020		mg/L		05/20/20 08:26	05/20/20 17:23	1
Potassium	6.6		3.3		mg/L		05/20/20 08:26	05/21/20 13:47	1
Sodium	29		2.0		mg/L		05/20/20 08:26	05/20/20 17:23	1

### Method: 6020A - Metals (ICP/MS) - Total Recoverable

Analyte	Result	Qualifier	RL	MDL	Unit	D	Prepared	Analyzed	Dil Fac
Antimony	ND		0.00080		mg/L		05/20/20 08:54	05/22/20 11:23	1
Arsenic	0.0015		0.0010		mg/L		05/20/20 08:54	05/22/20 11:23	1
Barium	0.037		0.0012		mg/L		05/20/20 08:54	05/22/20 11:23	1
Beryllium	ND		0.00040		mg/L		05/20/20 08:54	05/22/20 11:23	1
Cadmium	ND		0.00080		mg/L		05/20/20 08:54	05/22/20 11:23	1
Chromium	0.014		0.00080		mg/L		05/20/20 08:54	05/22/20 11:23	1
Cobalt	ND		0.00040		mg/L		05/20/20 08:54	05/22/20 11:23	1
Copper	ND		0.0020		mg/L		05/20/20 08:54	05/22/20 11:23	1
Lead	ND		0.00080		mg/L		05/20/20 08:54	05/22/20 11:23	1
Nickel	0.0039		0.0030		mg/L		05/20/20 08:54	05/22/20 11:23	1
Selenium	ND		0.0080		mg/L		05/20/20 08:54	05/22/20 11:23	1
Silver	ND		0.00040		mg/L		05/20/20 08:54	05/22/20 11:23	1
Thallium	ND		0.0010		mg/L		05/20/20 08:54	05/22/20 11:23	1
Vanadium	ND		0.0040		mg/L		05/20/20 08:54	05/22/20 11:23	1
Zinc	ND		0.0070		mg/L		05/20/20 08:54	05/22/20 11:23	1

### General Chemistry

Analyte	Result	Qualifier	RL	MDL	Unit	D	Prepared	Analyzed	Dil Fac
Fluoride	ND		0.20		mg/L			05/20/20 13:18	1
Nitrate Nitrite as N	12		0.80		mg/L			05/20/20 17:24	2
Chloride	100		0.90		mg/L			05/20/20 13:18	1
Sulfate	41		1.2		mg/L			05/20/20 13:18	1
Ammonia	ND	F1	0.50		mg/L		05/29/20 09:30	05/29/20 09:32	1
Total Organic Carbon	43		1.5		mg/L			05/22/20 21:48	1
Analyte	Result	Qualifier	RL	RL	Unit	D	Prepared	Analyzed	Dil Fac
Alkalinity	350		5.0		mg/L			05/27/20 15:37	1
Bicarbonate Alkalinity as CaCO3	350		5.0		mg/L			05/27/20 15:37	1
Carbonate Alkalinity as CaCO3	ND		5.0		mg/L			05/27/20 15:37	1
Hydroxide Alkalinity as CaCO3	ND		5.0		mg/L			05/27/20 15:37	1
Total Dissolved Solids	680		10		mg/L			05/20/20 12:55	1
Chemical Oxygen Demand	ND		10		mg/L		05/20/20 11:12	05/20/20 12:31	1

Eurofins TestAmerica, Seattle

# QC Sample Results

Client: SCS Engineers  
 Project/Site: Coupeville Solid Waste Facility Groundwa

Job ID: 580-94785-1

## Method: 8260C LL - Volatile Organic Compounds by GC/MS

**Lab Sample ID: MB 580-328818/7**  
**Matrix: Water**  
**Analysis Batch: 328818**

**Client Sample ID: Method Blank**  
**Prep Type: Total/NA**

Analyte	MB Result	MB Qualifier	RL	MDL	Unit	D	Prepared	Analyzed	Dil Fac
1,1,1,2-Tetrachloroethane	ND		0.30		ug/L			05/21/20 12:20	1
1,1,1-Trichloroethane	ND		0.20		ug/L			05/21/20 12:20	1
1,1,2,2-Tetrachloroethane	ND		0.20		ug/L			05/21/20 12:20	1
1,1,2-Trichloroethane	ND		0.20		ug/L			05/21/20 12:20	1
1,1-Dichloroethane	ND		0.20		ug/L			05/21/20 12:20	1
1,1-Dichloroethene	ND		0.20		ug/L			05/21/20 12:20	1
1,2,3-Trichloropropane	ND		0.20		ug/L			05/21/20 12:20	1
1,2-Dibromo-3-Chloropropane	ND		2.0		ug/L			05/21/20 12:20	1
1,2-Dibromoethane	ND		0.10		ug/L			05/21/20 12:20	1
1,2-Dichlorobenzene	ND		0.30		ug/L			05/21/20 12:20	1
1,2-Dichloroethane	ND		0.20		ug/L			05/21/20 12:20	1
1,2-Dichloropropane	ND		0.20		ug/L			05/21/20 12:20	1
1,4-Dichlorobenzene	ND		0.30		ug/L			05/21/20 12:20	1
2-Butanone	ND		10		ug/L			05/21/20 12:20	1
2-Hexanone	ND		3.0		ug/L			05/21/20 12:20	1
4-Methyl-2-pentanone	ND		10		ug/L			05/21/20 12:20	1
Acetone	ND		10		ug/L			05/21/20 12:20	1
Acrylonitrile	ND		10		ug/L			05/21/20 12:20	1
Benzene	ND		0.20		ug/L			05/21/20 12:20	1
Bromochloromethane	ND		0.20		ug/L			05/21/20 12:20	1
Bromodichloromethane	ND		0.20		ug/L			05/21/20 12:20	1
Bromoform	ND		0.50		ug/L			05/21/20 12:20	1
Bromomethane	ND		0.50		ug/L			05/21/20 12:20	1
Carbon disulfide	ND		0.30		ug/L			05/21/20 12:20	1
Carbon tetrachloride	ND		0.20		ug/L			05/21/20 12:20	1
Chlorobenzene	ND		0.20		ug/L			05/21/20 12:20	1
Chloroethane	ND		0.50		ug/L			05/21/20 12:20	1
Chloroform	ND		0.20		ug/L			05/21/20 12:20	1
Chloromethane	ND		0.50		ug/L			05/21/20 12:20	1
cis-1,2-Dichloroethene	ND		0.20		ug/L			05/21/20 12:20	1
cis-1,3-Dichloropropene	ND		0.20		ug/L			05/21/20 12:20	1
Dibromochloromethane	ND		0.20		ug/L			05/21/20 12:20	1
Dibromomethane	ND		0.20		ug/L			05/21/20 12:20	1
Ethylbenzene	ND		0.20		ug/L			05/21/20 12:20	1
m,p-Xylene	ND		0.50		ug/L			05/21/20 12:20	1
Methyl iodide	ND		0.50		ug/L			05/21/20 12:20	1
Methylene Chloride	ND		5.0		ug/L			05/21/20 12:20	1
o-Xylene	ND		0.50		ug/L			05/21/20 12:20	1
Styrene	ND		1.0		ug/L			05/21/20 12:20	1
Tetrachloroethene	ND		0.50		ug/L			05/21/20 12:20	1
Toluene	ND		0.20		ug/L			05/21/20 12:20	1
trans-1,2-Dichloroethene	ND		0.20		ug/L			05/21/20 12:20	1
trans-1,3-Dichloropropene	ND		0.20		ug/L			05/21/20 12:20	1
trans-1,4-Dichloro-2-butene	ND		2.0		ug/L			05/21/20 12:20	1
Trichloroethene	ND		0.20		ug/L			05/21/20 12:20	1
Trichlorofluoromethane	ND		0.50		ug/L			05/21/20 12:20	1
Vinyl acetate	ND		2.0		ug/L			05/21/20 12:20	1
Vinyl chloride	ND		0.020		ug/L			05/21/20 12:20	1

Eurofins TestAmerica, Seattle

# QC Sample Results

Client: SCS Engineers  
 Project/Site: Coupeville Solid Waste Facility Groundwa

Job ID: 580-94785-1

## Method: 8260C LL - Volatile Organic Compounds by GC/MS (Continued)

**Lab Sample ID: MB 580-328818/7**  
**Matrix: Water**  
**Analysis Batch: 328818**

**Client Sample ID: Method Blank**  
**Prep Type: Total/NA**

Surrogate	MB %Recovery	MB Qualifier	Limits	Prepared	Analyzed	Dil Fac
1,2-Dichloroethane-d4 (Surr)	100		80 - 120		05/21/20 12:20	1
4-Bromofluorobenzene (Surr)	100		80 - 120		05/21/20 12:20	1
Dibromofluoromethane (Surr)	95		80 - 120		05/21/20 12:20	1
Toluene-d8 (Surr)	98		80 - 120		05/21/20 12:20	1

**Lab Sample ID: LCS 580-328818/4**  
**Matrix: Water**  
**Analysis Batch: 328818**

**Client Sample ID: Lab Control Sample**  
**Prep Type: Total/NA**

Analyte	Spike Added	LCS Result	LCS Qualifier	Unit	D	%Rec	%Rec. Limits
1,1,1,2-Tetrachloroethane	5.00	5.39		ug/L		108	79 - 127
1,1,1-Trichloroethane	5.00	4.79		ug/L		96	74 - 128
1,1,2,2-Tetrachloroethane	5.00	5.73		ug/L		115	69 - 139
1,1,2-Trichloroethane	5.00	5.72		ug/L		114	80 - 127
1,1-Dichloroethane	5.00	4.85		ug/L		97	74 - 135
1,1-Dichloroethene	5.00	5.17		ug/L		103	71 - 126
1,2,3-Trichloropropane	5.00	5.66		ug/L		113	80 - 127
1,2-Dibromo-3-Chloropropane	5.00	5.10		ug/L		102	69 - 130
1,2-Dibromoethane	5.00	5.94		ug/L		119	80 - 126
1,2-Dichlorobenzene	5.00	5.65		ug/L		113	80 - 129
1,2-Dichloroethane	5.00	5.28		ug/L		106	74 - 130
1,2-Dichloropropane	5.00	5.38		ug/L		108	80 - 130
1,4-Dichlorobenzene	5.00	5.59		ug/L		112	80 - 129
2-Butanone	25.0	26.6		ug/L		106	64 - 136
2-Hexanone	25.0	29.4		ug/L		118	67 - 144
4-Methyl-2-pentanone	25.0	28.2		ug/L		113	65 - 137
Acetone	25.0	23.3		ug/L		93	49 - 150
Acrylonitrile	50.0	50.4		ug/L		101	78 - 126
Benzene	5.00	5.25		ug/L		105	73 - 133
Bromochloromethane	5.00	5.29		ug/L		106	79 - 131
Bromodichloromethane	5.00	5.55		ug/L		111	74 - 131
Bromoform	5.00	5.36		ug/L		107	69 - 137
Bromomethane	5.00	4.73		ug/L		95	68 - 120
Carbon disulfide	5.00	4.73		ug/L		95	65 - 128
Carbon tetrachloride	5.00	4.76		ug/L		95	71 - 132
Chlorobenzene	5.00	6.03		ug/L		121	80 - 123
Chloroethane	5.00	4.61		ug/L		92	49 - 135
Chloroform	5.00	5.13		ug/L		103	80 - 130
Chloromethane	5.00	4.69		ug/L		94	32 - 143
cis-1,2-Dichloroethene	5.00	5.04		ug/L		101	72 - 130
cis-1,3-Dichloropropene	5.00	5.61		ug/L		112	66 - 141
Dibromochloromethane	5.00	6.06		ug/L		121	76 - 131
Dibromomethane	5.00	5.35		ug/L		107	65 - 141
Ethylbenzene	5.00	5.03		ug/L		101	80 - 130
m,p-Xylene	5.00	5.23		ug/L		105	78 - 130
Methyl iodide	5.00	4.91		ug/L		98	60 - 133
Methylene Chloride	5.00	5.27		ug/L		105	75 - 134
o-Xylene	5.00	5.92		ug/L		118	80 - 139

Eurofins TestAmerica, Seattle

# QC Sample Results

Client: SCS Engineers  
Project/Site: Coupeville Solid Waste Facility Groundwa

Job ID: 580-94785-1

## Method: 8260C LL - Volatile Organic Compounds by GC/MS (Continued)

**Lab Sample ID: LCS 580-328818/4**  
**Matrix: Water**  
**Analysis Batch: 328818**

**Client Sample ID: Lab Control Sample**  
**Prep Type: Total/NA**

Analyte	Spike Added	LCS Result	LCS Qualifier	Unit	D	%Rec	%Rec. Limits
Styrene	5.00	6.21		ug/L		124	74 - 136
Tetrachloroethene	5.00	5.21		ug/L		104	75 - 131
Toluene	5.00	5.03		ug/L		101	80 - 126
trans-1,2-Dichloroethene	5.00	5.16		ug/L		103	63 - 133
trans-1,3-Dichloropropene	5.00	5.57		ug/L		111	71 - 128
trans-1,4-Dichloro-2-butene	5.00	5.48		ug/L		110	45 - 144
Trichloroethene	5.00	5.31		ug/L		106	72 - 136
Trichlorofluoromethane	5.00	5.03		ug/L		101	60 - 132
Vinyl acetate	12.5	14.8		ug/L		119	50 - 150
Vinyl chloride	5.00	4.56		ug/L		91	52 - 128

Surrogate	LCS %Recovery	LCS Qualifier	Limits
1,2-Dichloroethane-d4 (Surr)	100		80 - 120
4-Bromofluorobenzene (Surr)	99		80 - 120
Dibromofluoromethane (Surr)	98		80 - 120
Toluene-d8 (Surr)	99		80 - 120

**Lab Sample ID: LCSD 580-328818/5**  
**Matrix: Water**  
**Analysis Batch: 328818**

**Client Sample ID: Lab Control Sample Dup**  
**Prep Type: Total/NA**

Analyte	Spike Added	LCSD Result	LCSD Qualifier	Unit	D	%Rec	%Rec. Limits	RPD	RPD Limit
1,1,1,2-Tetrachloroethane	5.00	5.57		ug/L		111	79 - 127	3	20
1,1,1-Trichloroethane	5.00	5.02		ug/L		100	74 - 128	5	14
1,1,2,2-Tetrachloroethane	5.00	5.62		ug/L		112	69 - 139	2	22
1,1,2-Trichloroethane	5.00	5.40		ug/L		108	80 - 127	6	19
1,1-Dichloroethane	5.00	5.07		ug/L		101	74 - 135	4	20
1,1-Dichloroethene	5.00	5.50		ug/L		110	71 - 126	6	17
1,2,3-Trichloropropane	5.00	5.54		ug/L		111	80 - 127	2	20
1,2-Dibromo-3-Chloropropane	5.00	5.23		ug/L		105	69 - 130	2	26
1,2-Dibromoethane	5.00	5.69		ug/L		114	80 - 126	4	20
1,2-Dichlorobenzene	5.00	5.80		ug/L		116	80 - 129	3	14
1,2-Dichloroethane	5.00	5.08		ug/L		102	74 - 130	4	15
1,2-Dichloropropane	5.00	5.12		ug/L		102	80 - 130	5	14
1,4-Dichlorobenzene	5.00	5.63		ug/L		113	80 - 129	1	11
2-Butanone	25.0	24.0		ug/L		96	64 - 136	10	23
2-Hexanone	25.0	27.0		ug/L		108	67 - 144	9	21
4-Methyl-2-pentanone	25.0	27.0		ug/L		108	65 - 137	4	24
Acetone	25.0	24.1		ug/L		96	49 - 150	3	24
Acrylonitrile	50.0	50.7		ug/L		101	78 - 126	1	14
Benzene	5.00	5.19		ug/L		104	73 - 133	1	20
Bromochloromethane	5.00	5.46		ug/L		109	79 - 131	3	20
Bromodichloromethane	5.00	5.34		ug/L		107	74 - 131	4	20
Bromoform	5.00	5.25		ug/L		105	69 - 137	2	20
Bromomethane	5.00	5.09		ug/L		102	68 - 120	7	18
Carbon disulfide	5.00	4.98		ug/L		100	65 - 128	5	23
Carbon tetrachloride	5.00	5.01		ug/L		100	71 - 132	5	15
Chlorobenzene	5.00	5.98		ug/L		120	80 - 123	1	12

Eurofins TestAmerica, Seattle

# QC Sample Results

Client: SCS Engineers  
Project/Site: Coupeville Solid Waste Facility Groundwa

Job ID: 580-94785-1

## Method: 8260C LL - Volatile Organic Compounds by GC/MS (Continued)

**Lab Sample ID: LCSD 580-328818/5**  
**Matrix: Water**  
**Analysis Batch: 328818**

**Client Sample ID: Lab Control Sample Dup**  
**Prep Type: Total/NA**

Analyte	Spike Added	LCSD Result	LCSD Qualifier	Unit	D	%Rec	%Rec. Limits	RPD	RPD Limit
Chloroethane	5.00	5.12		ug/L		102	49 - 135	11	27
Chloroform	5.00	5.31		ug/L		106	80 - 130	3	20
Chloromethane	5.00	5.27		ug/L		105	32 - 143	12	23
cis-1,2-Dichloroethene	5.00	5.26		ug/L		105	72 - 130	4	20
cis-1,3-Dichloropropene	5.00	5.32		ug/L		106	66 - 141	5	22
Dibromochloromethane	5.00	5.81		ug/L		116	76 - 131	4	20
Dibromomethane	5.00	5.14		ug/L		103	65 - 141	4	20
Ethylbenzene	5.00	5.20		ug/L		104	80 - 130	3	20
m,p-Xylene	5.00	5.41		ug/L		108	78 - 130	3	20
Methyl iodide	5.00	5.24		ug/L		105	60 - 133	6	15
Methylene Chloride	5.00	5.59		ug/L		112	75 - 134	6	18
o-Xylene	5.00	6.18		ug/L		124	80 - 139	4	20
Styrene	5.00	6.22		ug/L		124	74 - 136	0	20
Tetrachloroethene	5.00	5.28		ug/L		106	75 - 131	1	20
Toluene	5.00	5.05		ug/L		101	80 - 126	0	20
trans-1,2-Dichloroethene	5.00	5.55		ug/L		111	63 - 133	7	17
trans-1,3-Dichloropropene	5.00	5.13		ug/L		103	71 - 128	8	21
trans-1,4-Dichloro-2-butene	5.00	5.14		ug/L		103	45 - 144	6	31
Trichloroethene	5.00	5.33		ug/L		107	72 - 136	0	14
Trichlorofluoromethane	5.00	5.23		ug/L		105	60 - 132	4	20
Vinyl acetate	12.5	13.2		ug/L		105	50 - 150	12	29
Vinyl chloride	5.00	5.12		ug/L		102	52 - 128	12	21

Surrogate	LCSD %Recovery	LCSD Qualifier	Limits
1,2-Dichloroethane-d4 (Surr)	97		80 - 120
4-Bromofluorobenzene (Surr)	99		80 - 120
Dibromofluoromethane (Surr)	101		80 - 120
Toluene-d8 (Surr)	100		80 - 120

**Lab Sample ID: MB 580-328821/7**  
**Matrix: Water**  
**Analysis Batch: 328821**

**Client Sample ID: Method Blank**  
**Prep Type: Total/NA**

Analyte	MB Result	MB Qualifier	RL	MDL	Unit	D	Prepared	Analyzed	Dil Fac
1,1,1,2-Tetrachloroethane	ND		0.30		ug/L			05/21/20 18:06	1
1,1,1-Trichloroethane	ND		0.20		ug/L			05/21/20 18:06	1
1,1,2,2-Tetrachloroethane	ND		0.20		ug/L			05/21/20 18:06	1
1,1,2-Trichloroethane	ND		0.20		ug/L			05/21/20 18:06	1
1,1-Dichloroethane	ND		0.20		ug/L			05/21/20 18:06	1
1,1-Dichloroethene	ND		0.20		ug/L			05/21/20 18:06	1
1,2,3-Trichloropropane	ND		0.20		ug/L			05/21/20 18:06	1
1,2-Dibromo-3-Chloropropane	ND		2.0		ug/L			05/21/20 18:06	1
1,2-Dibromoethane	ND		0.10		ug/L			05/21/20 18:06	1
1,2-Dichlorobenzene	ND		0.30		ug/L			05/21/20 18:06	1
1,2-Dichloroethane	ND		0.20		ug/L			05/21/20 18:06	1
1,2-Dichloropropane	ND		0.20		ug/L			05/21/20 18:06	1
1,4-Dichlorobenzene	ND		0.30		ug/L			05/21/20 18:06	1
2-Butanone	ND		10		ug/L			05/21/20 18:06	1

Eurofins TestAmerica, Seattle

# QC Sample Results

Client: SCS Engineers  
Project/Site: Coupeville Solid Waste Facility Groundwa

Job ID: 580-94785-1

## Method: 8260C LL - Volatile Organic Compounds by GC/MS (Continued)

**Lab Sample ID: MB 580-328821/7**  
**Matrix: Water**  
**Analysis Batch: 328821**

**Client Sample ID: Method Blank**  
**Prep Type: Total/NA**

Analyte	MB Result	MB Qualifier	RL	MDL	Unit	D	Prepared	Analyzed	Dil Fac
2-Hexanone	ND		3.0		ug/L			05/21/20 18:06	1
4-Methyl-2-pentanone	ND		10		ug/L			05/21/20 18:06	1
Acetone	ND		10		ug/L			05/21/20 18:06	1
Acrylonitrile	ND		10		ug/L			05/21/20 18:06	1
Benzene	ND		0.20		ug/L			05/21/20 18:06	1
Bromochloromethane	ND		0.20		ug/L			05/21/20 18:06	1
Bromodichloromethane	ND		0.20		ug/L			05/21/20 18:06	1
Bromoform	ND		0.50		ug/L			05/21/20 18:06	1
Bromomethane	ND		0.50		ug/L			05/21/20 18:06	1
Carbon disulfide	ND		0.30		ug/L			05/21/20 18:06	1
Carbon tetrachloride	ND		0.20		ug/L			05/21/20 18:06	1
Chlorobenzene	ND		0.20		ug/L			05/21/20 18:06	1
Chloroethane	ND		0.50		ug/L			05/21/20 18:06	1
Chloroform	ND		0.20		ug/L			05/21/20 18:06	1
Chloromethane	ND		0.50		ug/L			05/21/20 18:06	1
cis-1,2-Dichloroethene	ND		0.20		ug/L			05/21/20 18:06	1
cis-1,3-Dichloropropene	ND		0.20		ug/L			05/21/20 18:06	1
Dibromochloromethane	ND		0.20		ug/L			05/21/20 18:06	1
Dibromomethane	ND		0.20		ug/L			05/21/20 18:06	1
Ethylbenzene	ND		0.20		ug/L			05/21/20 18:06	1
m,p-Xylene	ND		0.50		ug/L			05/21/20 18:06	1
Methyl iodide	ND		0.50		ug/L			05/21/20 18:06	1
Methylene Chloride	ND		5.0		ug/L			05/21/20 18:06	1
o-Xylene	ND		0.50		ug/L			05/21/20 18:06	1
Styrene	ND		1.0		ug/L			05/21/20 18:06	1
Tetrachloroethene	ND		0.50		ug/L			05/21/20 18:06	1
Toluene	ND		0.20		ug/L			05/21/20 18:06	1
trans-1,2-Dichloroethene	ND		0.20		ug/L			05/21/20 18:06	1
trans-1,3-Dichloropropene	ND		0.20		ug/L			05/21/20 18:06	1
trans-1,4-Dichloro-2-butene	ND		2.0		ug/L			05/21/20 18:06	1
Trichloroethene	ND		0.20		ug/L			05/21/20 18:06	1
Trichlorofluoromethane	ND		0.50		ug/L			05/21/20 18:06	1
Vinyl acetate	ND		2.0		ug/L			05/21/20 18:06	1
Vinyl chloride	ND		0.020		ug/L			05/21/20 18:06	1

Surrogate	MB %Recovery	MB Qualifier	Limits	Prepared	Analyzed	Dil Fac
1,2-Dichloroethane-d4 (Surr)	97		80 - 120		05/21/20 18:06	1
4-Bromofluorobenzene (Surr)	98		80 - 120		05/21/20 18:06	1
Dibromofluoromethane (Surr)	102		80 - 120		05/21/20 18:06	1
Toluene-d8 (Surr)	101		80 - 120		05/21/20 18:06	1

**Lab Sample ID: LCS 580-328821/4**  
**Matrix: Water**  
**Analysis Batch: 328821**

**Client Sample ID: Lab Control Sample**  
**Prep Type: Total/NA**

Analyte	Spike Added	LCS Result	LCS Qualifier	Unit	D	%Rec	%Rec. Limits
1,1,1,2-Tetrachloroethane	5.00	5.00		ug/L		100	79 - 127
1,1,1-Trichloroethane	5.00	4.70		ug/L		94	74 - 128

Eurofins TestAmerica, Seattle

# QC Sample Results

Client: SCS Engineers  
 Project/Site: Coupeville Solid Waste Facility Groundwa

Job ID: 580-94785-1

## Method: 8260C LL - Volatile Organic Compounds by GC/MS (Continued)

**Lab Sample ID: LCS 580-328821/4**  
**Matrix: Water**  
**Analysis Batch: 328821**

**Client Sample ID: Lab Control Sample**  
**Prep Type: Total/NA**

Analyte	Spike Added	LCS Result	LCS Qualifier	Unit	D	%Rec	%Rec. Limits
1,1,2,2-Tetrachloroethane	5.00	5.44		ug/L		109	69 - 139
1,1,2-Trichloroethane	5.00	5.21		ug/L		104	80 - 127
1,1-Dichloroethane	5.00	4.94		ug/L		99	74 - 135
1,1-Dichloroethene	5.00	4.94		ug/L		99	71 - 126
1,2,3-Trichloropropane	5.00	5.84		ug/L		117	80 - 127
1,2-Dibromo-3-Chloropropane	5.00	5.07		ug/L		101	69 - 130
1,2-Dibromoethane	5.00	5.20		ug/L		104	80 - 126
1,2-Dichlorobenzene	5.00	5.37		ug/L		107	80 - 129
1,2-Dichloroethane	5.00	5.01		ug/L		100	74 - 130
1,2-Dichloropropane	5.00	5.39		ug/L		108	80 - 130
1,4-Dichlorobenzene	5.00	5.44		ug/L		109	80 - 129
2-Butanone	25.0	26.6		ug/L		106	64 - 136
2-Hexanone	25.0	28.5		ug/L		114	67 - 144
4-Methyl-2-pentanone	25.0	28.5		ug/L		114	65 - 137
Acetone	25.0	4.62	J *	ug/L		18	49 - 150
Acrylonitrile	50.0	52.4		ug/L		105	78 - 126
Benzene	5.00	5.28		ug/L		106	73 - 133
Bromochloromethane	5.00	4.97		ug/L		99	79 - 131
Bromodichloromethane	5.00	5.13		ug/L		103	74 - 131
Bromoform	5.00	5.37		ug/L		107	69 - 137
Bromomethane	5.00	4.92		ug/L		98	68 - 120
Carbon disulfide	5.00	5.17		ug/L		103	65 - 128
Carbon tetrachloride	5.00	4.78		ug/L		96	71 - 132
Chlorobenzene	5.00	5.20		ug/L		104	80 - 123
Chloroethane	5.00	5.89		ug/L		118	49 - 135
Chloroform	5.00	5.05		ug/L		101	80 - 130
Chloromethane	5.00	5.22		ug/L		104	32 - 143
cis-1,2-Dichloroethene	5.00	5.15		ug/L		103	72 - 130
cis-1,3-Dichloropropene	5.00	5.37		ug/L		107	66 - 141
Dibromochloromethane	5.00	5.21		ug/L		104	76 - 131
Dibromomethane	5.00	5.23		ug/L		105	65 - 141
Ethylbenzene	5.00	5.60		ug/L		112	80 - 130
m,p-Xylene	5.00	5.56		ug/L		111	78 - 130
Methyl iodide	5.00	4.66		ug/L		93	60 - 133
Methylene Chloride	5.00	3.98	J	ug/L		80	75 - 134
o-Xylene	5.00	5.68		ug/L		114	80 - 139
Styrene	5.00	5.95		ug/L		119	74 - 136
Tetrachloroethene	5.00	5.05		ug/L		101	75 - 131
Toluene	5.00	5.22		ug/L		104	80 - 126
trans-1,2-Dichloroethene	5.00	4.56		ug/L		91	63 - 133
trans-1,3-Dichloropropene	5.00	5.33		ug/L		107	71 - 128
trans-1,4-Dichloro-2-butene	5.00	5.41		ug/L		108	45 - 144
Trichloroethene	5.00	5.14		ug/L		103	72 - 136
Trichlorofluoromethane	5.00	5.05		ug/L		101	60 - 132
Vinyl acetate	12.5	9.51		ug/L		76	50 - 150
Vinyl chloride	5.00	4.74		ug/L		95	52 - 128

Eurofins TestAmerica, Seattle

# QC Sample Results

Client: SCS Engineers  
 Project/Site: Coupeville Solid Waste Facility Groundwa

Job ID: 580-94785-1

## Method: 8260C LL - Volatile Organic Compounds by GC/MS (Continued)

**Lab Sample ID: LCS 580-328821/4**  
**Matrix: Water**  
**Analysis Batch: 328821**

**Client Sample ID: Lab Control Sample**  
**Prep Type: Total/NA**

Surrogate	LCS LCS		Limits
	%Recovery	Qualifier	
1,2-Dichloroethane-d4 (Surr)	93		80 - 120
4-Bromofluorobenzene (Surr)	102		80 - 120
Dibromofluoromethane (Surr)	92		80 - 120
Toluene-d8 (Surr)	101		80 - 120

**Lab Sample ID: LCSD 580-328821/5**  
**Matrix: Water**  
**Analysis Batch: 328821**

**Client Sample ID: Lab Control Sample Dup**  
**Prep Type: Total/NA**

Analyte	Spike Added	LCSD Result	LCSD Qualifier	Unit	D	%Rec	%Rec. Limits	RPD	RPD
									Limit
1,1,1,2-Tetrachloroethane	5.00	5.35		ug/L		107	79 - 127	7	20
1,1,1-Trichloroethane	5.00	4.75		ug/L		95	74 - 128	1	14
1,1,2,2-Tetrachloroethane	5.00	5.71		ug/L		114	69 - 139	5	22
1,1,2-Trichloroethane	5.00	5.39		ug/L		108	80 - 127	3	19
1,1-Dichloroethane	5.00	4.98		ug/L		100	74 - 135	1	20
1,1-Dichloroethene	5.00	4.68		ug/L		94	71 - 126	5	17
1,2,3-Trichloropropane	5.00	5.51		ug/L		110	80 - 127	6	20
1,2-Dibromo-3-Chloropropane	5.00	5.35		ug/L		107	69 - 130	5	26
1,2-Dibromoethane	5.00	5.35		ug/L		107	80 - 126	3	20
1,2-Dichlorobenzene	5.00	5.59		ug/L		112	80 - 129	4	14
1,2-Dichloroethane	5.00	5.06		ug/L		101	74 - 130	1	15
1,2-Dichloropropane	5.00	5.15		ug/L		103	80 - 130	5	14
1,4-Dichlorobenzene	5.00	5.49		ug/L		110	80 - 129	1	11
2-Butanone	25.0	23.5		ug/L		94	64 - 136	12	23
2-Hexanone	25.0	29.3		ug/L		117	67 - 144	3	21
4-Methyl-2-pentanone	25.0	30.4		ug/L		122	65 - 137	7	24
Acetone	25.0	4.06	J *	ug/L		16	49 - 150	13	24
Acrylonitrile	50.0	50.2		ug/L		100	78 - 126	4	14
Benzene	5.00	5.30		ug/L		106	73 - 133	0	20
Bromochloromethane	5.00	5.11		ug/L		102	79 - 131	3	20
Bromodichloromethane	5.00	4.93		ug/L		99	74 - 131	4	20
Bromoform	5.00	5.42		ug/L		108	69 - 137	1	20
Bromomethane	5.00	4.82		ug/L		96	68 - 120	2	18
Carbon disulfide	5.00	5.32		ug/L		106	65 - 128	3	23
Carbon tetrachloride	5.00	4.93		ug/L		99	71 - 132	3	15
Chlorobenzene	5.00	5.18		ug/L		104	80 - 123	0	12
Chloroethane	5.00	5.59		ug/L		112	49 - 135	5	27
Chloroform	5.00	5.41		ug/L		108	80 - 130	7	20
Chloromethane	5.00	5.18		ug/L		104	32 - 143	1	23
cis-1,2-Dichloroethene	5.00	5.37		ug/L		107	72 - 130	4	20
cis-1,3-Dichloropropene	5.00	5.52		ug/L		110	66 - 141	3	22
Dibromochloromethane	5.00	5.31		ug/L		106	76 - 131	2	20
Dibromomethane	5.00	5.06		ug/L		101	65 - 141	3	20
Ethylbenzene	5.00	5.58		ug/L		112	80 - 130	0	20
m,p-Xylene	5.00	5.70		ug/L		114	78 - 130	2	20
Methyl iodide	5.00	4.88		ug/L		98	60 - 133	5	15
Methylene Chloride	5.00	4.58	J	ug/L		92	75 - 134	14	18
o-Xylene	5.00	5.78		ug/L		116	80 - 139	2	20

Eurofins TestAmerica, Seattle

# QC Sample Results

Client: SCS Engineers  
Project/Site: Coupeville Solid Waste Facility Groundwa

Job ID: 580-94785-1

## Method: 8260C LL - Volatile Organic Compounds by GC/MS (Continued)

**Lab Sample ID: LCSD 580-328821/5**  
**Matrix: Water**  
**Analysis Batch: 328821**

**Client Sample ID: Lab Control Sample Dup**  
**Prep Type: Total/NA**

Analyte	Spike Added	LCSD Result	LCSD Qualifier	Unit	D	%Rec	%Rec. Limits	RPD	RPD Limit
Styrene	5.00	5.84		ug/L		117	74 - 136	2	20
Tetrachloroethene	5.00	5.08		ug/L		102	75 - 131	1	20
Toluene	5.00	5.27		ug/L		105	80 - 126	1	20
trans-1,2-Dichloroethene	5.00	4.79		ug/L		96	63 - 133	5	17
trans-1,3-Dichloropropene	5.00	5.17		ug/L		103	71 - 128	3	21
trans-1,4-Dichloro-2-butene	5.00	4.89		ug/L		98	45 - 144	10	31
Trichloroethene	5.00	5.24		ug/L		105	72 - 136	2	14
Trichlorofluoromethane	5.00	5.45		ug/L		109	60 - 132	8	20
Vinyl acetate	12.5	11.2		ug/L		89	50 - 150	16	29
Vinyl chloride	5.00	4.81		ug/L		96	52 - 128	1	21

Surrogate	LCSD %Recovery	LCSD Qualifier	LCSD Limits
1,2-Dichloroethane-d4 (Surr)	93		80 - 120
4-Bromofluorobenzene (Surr)	101		80 - 120
Dibromofluoromethane (Surr)	97		80 - 120
Toluene-d8 (Surr)	102		80 - 120

## Method: 6010C - Metals (ICP)

**Lab Sample ID: MB 580-328642/24-A**  
**Matrix: Water**  
**Analysis Batch: 328769**

**Client Sample ID: Method Blank**  
**Prep Type: Total Recoverable**  
**Prep Batch: 328642**

Analyte	MB Result	MB Qualifier	RL	MDL	Unit	D	Prepared	Analyzed	Dil Fac
Calcium	ND		1.1		mg/L		05/20/20 08:26	05/20/20 15:45	1
Iron	ND		0.30		mg/L		05/20/20 08:26	05/20/20 15:45	1
Magnesium	ND		1.1		mg/L		05/20/20 08:26	05/20/20 15:45	1
Manganese	ND		0.020		mg/L		05/20/20 08:26	05/20/20 15:45	1
Sodium	ND		2.0		mg/L		05/20/20 08:26	05/20/20 15:45	1

**Lab Sample ID: MB 580-328642/24-A**  
**Matrix: Water**  
**Analysis Batch: 328882**

**Client Sample ID: Method Blank**  
**Prep Type: Total Recoverable**  
**Prep Batch: 328642**

Analyte	MB Result	MB Qualifier	RL	MDL	Unit	D	Prepared	Analyzed	Dil Fac
Potassium	ND		3.3		mg/L		05/20/20 08:26	05/21/20 12:10	1

**Lab Sample ID: LCS 580-328642/25-A**  
**Matrix: Water**  
**Analysis Batch: 328769**

**Client Sample ID: Lab Control Sample**  
**Prep Type: Total Recoverable**  
**Prep Batch: 328642**

Analyte	Spike Added	LCS Result	LCS Qualifier	Unit	D	%Rec	%Rec. Limits
Calcium	20.0	19.5		mg/L		97	80 - 120
Iron	20.0	19.1		mg/L		95	80 - 120
Magnesium	20.0	19.5		mg/L		97	80 - 120
Manganese	1.00	0.955		mg/L		96	80 - 120
Sodium	20.0	19.0		mg/L		95	80 - 120

Eurofins TestAmerica, Seattle

# QC Sample Results

Client: SCS Engineers  
 Project/Site: Coupeville Solid Waste Facility Groundwa

Job ID: 580-94785-1

## Method: 6010C - Metals (ICP) (Continued)

**Lab Sample ID: LCS 580-328642/25-A**  
**Matrix: Water**  
**Analysis Batch: 328882**

**Client Sample ID: Lab Control Sample**  
**Prep Type: Total Recoverable**  
**Prep Batch: 328642**  
**%Rec.**

Analyte	Spike Added	LCS Result	LCS Qualifier	Unit	D	%Rec	Limits
Potassium	20.0	18.7		mg/L		93	80 - 120

**Lab Sample ID: LCSD 580-328642/26-A**  
**Matrix: Water**  
**Analysis Batch: 328769**

**Client Sample ID: Lab Control Sample Dup**  
**Prep Type: Total Recoverable**  
**Prep Batch: 328642**  
**%Rec.**  
**RPD**

Analyte	Spike Added	LCSD Result	LCSD Qualifier	Unit	D	%Rec	Limits	RPD	Limit
Calcium	20.0	19.3		mg/L		96	80 - 120	1	20
Iron	20.0	18.8		mg/L		94	80 - 120	1	20
Magnesium	20.0	19.1		mg/L		95	80 - 120	2	20
Manganese	1.00	0.927		mg/L		93	80 - 120	3	20
Sodium	20.0	18.6		mg/L		93	80 - 120	3	20

**Lab Sample ID: LCSD 580-328642/26-A**  
**Matrix: Water**  
**Analysis Batch: 328882**

**Client Sample ID: Lab Control Sample Dup**  
**Prep Type: Total Recoverable**  
**Prep Batch: 328642**  
**%Rec.**  
**RPD**

Analyte	Spike Added	LCSD Result	LCSD Qualifier	Unit	D	%Rec	Limits	RPD	Limit
Potassium	20.0	18.9		mg/L		95	80 - 120	1	20

## Method: 6020A - Metals (ICP/MS)

**Lab Sample ID: MB 580-328653/21-A**  
**Matrix: Water**  
**Analysis Batch: 329008**

**Client Sample ID: Method Blank**  
**Prep Type: Total Recoverable**  
**Prep Batch: 328653**

Analyte	MB Result	MB Qualifier	RL	MDL	Unit	D	Prepared	Analyzed	Dil Fac
Antimony	ND		0.00080		mg/L		05/20/20 08:54	05/22/20 09:47	1
Arsenic	ND		0.0010		mg/L		05/20/20 08:54	05/22/20 09:47	1
Barium	ND		0.0012		mg/L		05/20/20 08:54	05/22/20 09:47	1
Beryllium	ND		0.00040		mg/L		05/20/20 08:54	05/22/20 09:47	1
Cadmium	ND		0.00080		mg/L		05/20/20 08:54	05/22/20 09:47	1
Chromium	ND		0.00080		mg/L		05/20/20 08:54	05/22/20 09:47	1
Cobalt	ND		0.00040		mg/L		05/20/20 08:54	05/22/20 09:47	1
Copper	ND		0.0020		mg/L		05/20/20 08:54	05/22/20 09:47	1
Lead	ND		0.00080		mg/L		05/20/20 08:54	05/22/20 09:47	1
Nickel	ND		0.0030		mg/L		05/20/20 08:54	05/22/20 09:47	1
Selenium	ND		0.0080		mg/L		05/20/20 08:54	05/22/20 09:47	1
Silver	ND		0.00040		mg/L		05/20/20 08:54	05/22/20 09:47	1
Thallium	ND		0.0010		mg/L		05/20/20 08:54	05/22/20 09:47	1
Vanadium	ND		0.0040		mg/L		05/20/20 08:54	05/22/20 09:47	1
Zinc	ND		0.0070		mg/L		05/20/20 08:54	05/22/20 09:47	1

**Lab Sample ID: LCS 580-328653/22-A**  
**Matrix: Water**  
**Analysis Batch: 329008**

**Client Sample ID: Lab Control Sample**  
**Prep Type: Total Recoverable**  
**Prep Batch: 328653**  
**%Rec.**

Analyte	Spike Added	LCS Result	LCS Qualifier	Unit	D	%Rec	Limits
Antimony	1.00	0.996		mg/L		100	80 - 120
Arsenic	1.00	0.992		mg/L		99	80 - 120

Eurofins TestAmerica, Seattle

# QC Sample Results

Client: SCS Engineers  
 Project/Site: Coupeville Solid Waste Facility Groundwa

Job ID: 580-94785-1

## Method: 6020A - Metals (ICP/MS) (Continued)

**Lab Sample ID: LCS 580-328653/22-A**  
**Matrix: Water**  
**Analysis Batch: 329008**

**Client Sample ID: Lab Control Sample**  
**Prep Type: Total Recoverable**  
**Prep Batch: 328653**

Analyte	Spike Added	LCS Result	LCS Qualifier	Unit	D	%Rec	%Rec. Limits
Barium	1.00	0.994		mg/L		99	80 - 120
Beryllium	1.00	0.982		mg/L		98	80 - 120
Cadmium	1.00	0.961		mg/L		96	80 - 120
Chromium	1.00	0.987		mg/L		99	80 - 120
Cobalt	1.00	0.976		mg/L		98	80 - 120
Copper	1.00	0.977		mg/L		98	80 - 120
Lead	1.00	0.951		mg/L		95	80 - 120
Nickel	1.00	0.981		mg/L		98	80 - 120
Selenium	1.00	0.995		mg/L		99	80 - 120
Silver	1.00	0.981		mg/L		98	80 - 120
Thallium	1.00	0.996		mg/L		100	80 - 120
Vanadium	1.00	0.985		mg/L		99	80 - 120
Zinc	1.00	0.993		mg/L		99	80 - 120

**Lab Sample ID: LCSD 580-328653/23-A**  
**Matrix: Water**  
**Analysis Batch: 329008**

**Client Sample ID: Lab Control Sample Dup**  
**Prep Type: Total Recoverable**  
**Prep Batch: 328653**

Analyte	Spike Added	LCSD Result	LCSD Qualifier	Unit	D	%Rec	%Rec. Limits	RPD	RPD Limit
Antimony	1.00	0.991		mg/L		99	80 - 120	0	20
Arsenic	1.00	1.00		mg/L		100	80 - 120	1	20
Barium	1.00	1.00		mg/L		100	80 - 120	1	20
Beryllium	1.00	1.00		mg/L		100	80 - 120	2	20
Cadmium	1.00	1.01		mg/L		101	80 - 120	5	20
Chromium	1.00	0.981		mg/L		98	80 - 120	1	20
Cobalt	1.00	0.985		mg/L		99	80 - 120	1	20
Copper	1.00	0.998		mg/L		100	80 - 120	2	20
Lead	1.00	0.954		mg/L		95	80 - 120	0	20
Nickel	1.00	0.988		mg/L		99	80 - 120	1	20
Selenium	1.00	0.985		mg/L		99	80 - 120	1	20
Silver	1.00	0.988		mg/L		99	80 - 120	1	20
Thallium	1.00	0.989		mg/L		99	80 - 120	1	20
Vanadium	1.00	0.990		mg/L		99	80 - 120	0	20
Zinc	1.00	1.00		mg/L		100	80 - 120	1	20

**Lab Sample ID: 580-94785-1 MS**  
**Matrix: Water**  
**Analysis Batch: 329008**

**Client Sample ID: 0520-01**  
**Prep Type: Total Recoverable**  
**Prep Batch: 328653**

Analyte	Sample Result	Sample Qualifier	Spike Added	MS Result	MS Qualifier	Unit	D	%Rec	%Rec. Limits
Antimony	ND		1.00	1.03		mg/L		103	80 - 120
Arsenic	0.0026		1.00	0.955		mg/L		95	80 - 120
Barium	0.051		1.00	1.05		mg/L		100	80 - 120
Beryllium	ND		1.00	0.974		mg/L		97	80 - 120
Cadmium	ND		1.00	0.972		mg/L		97	80 - 120
Chromium	0.0059		1.00	0.959		mg/L		95	80 - 120
Cobalt	ND		1.00	0.937		mg/L		94	80 - 120
Copper	ND		1.00	0.951		mg/L		95	80 - 120
Lead	ND		1.00	0.919		mg/L		92	80 - 120

Eurofins TestAmerica, Seattle

# QC Sample Results

Client: SCS Engineers  
 Project/Site: Coupeville Solid Waste Facility Groundwa

Job ID: 580-94785-1

## Method: 6020A - Metals (ICP/MS) (Continued)

**Lab Sample ID: 580-94785-1 MS**  
**Matrix: Water**  
**Analysis Batch: 329008**

**Client Sample ID: 0520-01**  
**Prep Type: Total Recoverable**  
**Prep Batch: 328653**

Analyte	Sample Result	Sample Qualifier	Spike Added	MS Result	MS Qualifier	Unit	D	%Rec	%Rec. Limits
Nickel	ND		1.00	0.936		mg/L		93	80 - 120
Selenium	ND		1.00	0.948		mg/L		95	80 - 120
Silver	ND		1.00	0.966		mg/L		97	80 - 120
Thallium	ND		1.00	0.961		mg/L		96	80 - 120
Vanadium	0.0064		1.00	0.960		mg/L		95	80 - 120
Zinc	ND		1.00	0.957		mg/L		95	80 - 120

**Lab Sample ID: 580-94785-1 MSD**  
**Matrix: Water**  
**Analysis Batch: 329008**

**Client Sample ID: 0520-01**  
**Prep Type: Total Recoverable**  
**Prep Batch: 328653**

Analyte	Sample Result	Sample Qualifier	Spike Added	MSD Result	MSD Qualifier	Unit	D	%Rec	%Rec. Limits	RPD	Limit
Antimony	ND		1.00	1.04		mg/L		104	80 - 120	2	20
Arsenic	0.0026		1.00	0.976		mg/L		97	80 - 120	2	20
Barium	0.051		1.00	1.05		mg/L		100	80 - 120	1	20
Beryllium	ND		1.00	0.976		mg/L		98	80 - 120	0	20
Cadmium	ND		1.00	0.986		mg/L		99	80 - 120	1	20
Chromium	0.0059		1.00	0.973		mg/L		97	80 - 120	1	20
Cobalt	ND		1.00	0.948		mg/L		95	80 - 120	1	20
Copper	ND		1.00	0.960		mg/L		96	80 - 120	1	20
Lead	ND		1.00	0.925		mg/L		93	80 - 120	1	20
Nickel	ND		1.00	0.956		mg/L		95	80 - 120	2	20
Selenium	ND		1.00	0.959		mg/L		96	80 - 120	1	20
Silver	ND		1.00	0.954		mg/L		95	80 - 120	1	20
Thallium	ND		1.00	0.987		mg/L		99	80 - 120	3	20
Vanadium	0.0064		1.00	0.986		mg/L		98	80 - 120	3	20
Zinc	ND		1.00	0.951		mg/L		95	80 - 120	1	20

**Lab Sample ID: 580-94785-1 DU**  
**Matrix: Water**  
**Analysis Batch: 329008**

**Client Sample ID: 0520-01**  
**Prep Type: Total Recoverable**  
**Prep Batch: 328653**

Analyte	Sample Result	Sample Qualifier	DU Result	DU Qualifier	Unit	D	RPD	Limit
Antimony	ND		ND		mg/L		NC	20
Arsenic	0.0026		0.00265		mg/L		1	20
Barium	0.051		0.0516		mg/L		0.9	20
Beryllium	ND		ND		mg/L		NC	20
Cadmium	ND		ND		mg/L		NC	20
Chromium	0.0059		0.00591		mg/L		0.6	20
Cobalt	ND		ND		mg/L		NC	20
Copper	ND		ND		mg/L		NC	20
Lead	ND		ND		mg/L		NC	20
Nickel	ND		ND		mg/L		NC	20
Selenium	ND		ND		mg/L		NC	20
Silver	ND		ND		mg/L		NC	20
Thallium	ND		ND		mg/L		NC	20
Vanadium	0.0064		0.00640		mg/L		0.4	20
Zinc	ND		ND		mg/L		NC	20

Eurofins TestAmerica, Seattle

# QC Sample Results

Client: SCS Engineers  
 Project/Site: Coupeville Solid Waste Facility Groundwa

Job ID: 580-94785-1

## Method: 300.0 - Anions, Ion Chromatography

**Lab Sample ID: MB 580-328728/3**  
**Matrix: Water**  
**Analysis Batch: 328728**

**Client Sample ID: Method Blank**  
**Prep Type: Total/NA**

Analyte	MB Result	MB Qualifier	RL	MDL	Unit	D	Prepared	Analyzed	Dil Fac
Nitrate Nitrite as N	ND		0.40		mg/L			05/19/20 16:27	1

**Lab Sample ID: LCS 580-328728/4**  
**Matrix: Water**  
**Analysis Batch: 328728**

**Client Sample ID: Lab Control Sample**  
**Prep Type: Total/NA**

Analyte	Spike Added	LCS Result	LCS Qualifier	Unit	D	%Rec	%Rec. Limits
Nitrate Nitrite as N	10.0	9.82		mg/L		98	90 - 110

**Lab Sample ID: LCSD 580-328728/5**  
**Matrix: Water**  
**Analysis Batch: 328728**

**Client Sample ID: Lab Control Sample Dup**  
**Prep Type: Total/NA**

Analyte	Spike Added	LCSD Result	LCSD Qualifier	Unit	D	%Rec	%Rec. Limits	RPD	RPD Limit
Nitrate Nitrite as N	10.0	9.95		mg/L		99	90 - 110	1	15

**Lab Sample ID: 580-94785-1 MS**  
**Matrix: Water**  
**Analysis Batch: 328728**

**Client Sample ID: 0520-01**  
**Prep Type: Total/NA**

Analyte	Sample Result	Sample Qualifier	Spike Added	MS Result	MS Qualifier	Unit	D	%Rec	%Rec. Limits
Nitrate Nitrite as N	4.0		10.0	13.9		mg/L		99	90 - 110

**Lab Sample ID: 580-94785-1 MSD**  
**Matrix: Water**  
**Analysis Batch: 328728**

**Client Sample ID: 0520-01**  
**Prep Type: Total/NA**

Analyte	Sample Result	Sample Qualifier	Spike Added	MSD Result	MSD Qualifier	Unit	D	%Rec	%Rec. Limits	RPD	RPD Limit
Nitrate Nitrite as N	4.0		10.0	13.9		mg/L		100	90 - 110	0	15

**Lab Sample ID: MB 580-328751/3**  
**Matrix: Water**  
**Analysis Batch: 328751**

**Client Sample ID: Method Blank**  
**Prep Type: Total/NA**

Analyte	MB Result	MB Qualifier	RL	MDL	Unit	D	Prepared	Analyzed	Dil Fac
Fluoride	ND		0.20		mg/L			05/19/20 16:27	1
Chloride	ND		0.90		mg/L			05/19/20 16:27	1
Sulfate	ND		1.2		mg/L			05/19/20 16:27	1

**Lab Sample ID: LCS 580-328751/4**  
**Matrix: Water**  
**Analysis Batch: 328751**

**Client Sample ID: Lab Control Sample**  
**Prep Type: Total/NA**

Analyte	Spike Added	LCS Result	LCS Qualifier	Unit	D	%Rec	%Rec. Limits
Fluoride	5.00	4.89		mg/L		98	90 - 110
Chloride	50.0	51.5		mg/L		103	90 - 110
Sulfate	50.0	50.1		mg/L		100	90 - 110

Eurofins TestAmerica, Seattle

# QC Sample Results

Client: SCS Engineers  
 Project/Site: Coupeville Solid Waste Facility Groundwa

Job ID: 580-94785-1

## Method: 300.0 - Anions, Ion Chromatography (Continued)

**Lab Sample ID: LCSD 580-328751/5**  
**Matrix: Water**  
**Analysis Batch: 328751**

**Client Sample ID: Lab Control Sample Dup**  
**Prep Type: Total/NA**

Analyte	Spike Added	LCSD Result	LCSD Qualifier	Unit	D	%Rec	%Rec. Limits	RPD	RPD Limit
Fluoride	5.00	4.99		mg/L		100	90 - 110	2	15
Chloride	50.0	51.5		mg/L		103	90 - 110	0	15
Sulfate	50.0	49.7		mg/L		99	90 - 110	1	15

**Lab Sample ID: 580-94785-1 MS**  
**Matrix: Water**  
**Analysis Batch: 328751**

**Client Sample ID: 0520-01**  
**Prep Type: Total/NA**

Analyte	Sample Result	Sample Qualifier	Spike Added	MS Result	MS Qualifier	Unit	D	%Rec	%Rec. Limits
Fluoride	ND		5.00	4.52		mg/L		90	90 - 110
Chloride	35		50.0	83.4		mg/L		97	90 - 110
Sulfate	39		50.0	90.3		mg/L		103	90 - 110

**Lab Sample ID: 580-94785-1 MSD**  
**Matrix: Water**  
**Analysis Batch: 328751**

**Client Sample ID: 0520-01**  
**Prep Type: Total/NA**

Analyte	Sample Result	Sample Qualifier	Spike Added	MSD Result	MSD Qualifier	Unit	D	%Rec	%Rec. Limits	RPD	RPD Limit
Fluoride	ND		5.00	4.61		mg/L		92	90 - 110	2	15
Chloride	35		50.0	83.5		mg/L		97	90 - 110	0	15
Sulfate	39		50.0	90.9		mg/L		104	90 - 110	1	15

## Method: 350.1 - Nitrogen, Ammonia

**Lab Sample ID: MB 580-328694/1-A**  
**Matrix: Water**  
**Analysis Batch: 328695**

**Client Sample ID: Method Blank**  
**Prep Type: Total/NA**  
**Prep Batch: 328694**

Analyte	MB Result	MB Qualifier	RL	MDL	Unit	D	Prepared	Analyzed	Dil Fac
Ammonia	ND		0.50		mg/L		05/20/20 11:50	05/20/20 11:55	1

**Lab Sample ID: LCS 580-328694/2-A**  
**Matrix: Water**  
**Analysis Batch: 328695**

**Client Sample ID: Lab Control Sample**  
**Prep Type: Total/NA**  
**Prep Batch: 328694**

Analyte	Spike Added	LCS Result	LCS Qualifier	Unit	D	%Rec	%Rec. Limits
Ammonia	2.00	2.05		mg/L		102	90 - 110

**Lab Sample ID: 580-94785-3 MS**  
**Matrix: Water**  
**Analysis Batch: 328695**

**Client Sample ID: 0520-03**  
**Prep Type: Total/NA**  
**Prep Batch: 328694**

Analyte	Sample Result	Sample Qualifier	Spike Added	MS Result	MS Qualifier	Unit	D	%Rec	%Rec. Limits
Ammonia	ND		2.00	2.08		mg/L		104	90 - 110

# QC Sample Results

Client: SCS Engineers  
 Project/Site: Coupeville Solid Waste Facility Groundwa

Job ID: 580-94785-1

## Method: 350.1 - Nitrogen, Ammonia (Continued)

**Lab Sample ID: 580-94785-3 MSD**  
**Matrix: Water**  
**Analysis Batch: 328695**

**Client Sample ID: 0520-03**  
**Prep Type: Total/NA**  
**Prep Batch: 328694**

Analyte	Sample Result	Sample Qualifier	Spike Added	MSD Result	MSD Qualifier	Unit	D	%Rec	Limits	RPD	Limit
Ammonia	ND		2.00	2.11		mg/L		105	90 - 110	1	20

**Lab Sample ID: 580-94785-3 DU**  
**Matrix: Water**  
**Analysis Batch: 328695**

**Client Sample ID: 0520-03**  
**Prep Type: Total/NA**  
**Prep Batch: 328694**

Analyte	Sample Result	Sample Qualifier	DU Result	DU Qualifier	Unit	D	RPD	Limit
Ammonia	ND		ND		mg/L		NC	20

**Lab Sample ID: MB 580-329369/1-A**  
**Matrix: Water**  
**Analysis Batch: 329371**

**Client Sample ID: Method Blank**  
**Prep Type: Total/NA**  
**Prep Batch: 329369**

Analyte	MB Result	MB Qualifier	RL	MDL	Unit	D	Prepared	Analyzed	Dil Fac
Ammonia	ND		0.50		mg/L		05/29/20 09:30	05/29/20 09:32	1

**Lab Sample ID: LCS 580-329369/2-A**  
**Matrix: Water**  
**Analysis Batch: 329371**

**Client Sample ID: Lab Control Sample**  
**Prep Type: Total/NA**  
**Prep Batch: 329369**

Analyte	Spike Added	LCS Result	LCS Qualifier	Unit	D	%Rec	Limits
Ammonia	2.00	1.88		mg/L		94	90 - 110

**Lab Sample ID: 580-94785-17 MS**  
**Matrix: Water**  
**Analysis Batch: 329371**

**Client Sample ID: 0520-17**  
**Prep Type: Total/NA**  
**Prep Batch: 329369**

Analyte	Sample Result	Sample Qualifier	Spike Added	MS Result	MS Qualifier	Unit	D	%Rec	Limits
Ammonia	ND	F1	2.00	1.59	F1	mg/L		79	90 - 110

**Lab Sample ID: 580-94785-17 MSD**  
**Matrix: Water**  
**Analysis Batch: 329371**

**Client Sample ID: 0520-17**  
**Prep Type: Total/NA**  
**Prep Batch: 329369**

Analyte	Sample Result	Sample Qualifier	Spike Added	MSD Result	MSD Qualifier	Unit	D	%Rec	Limits	RPD	Limit
Ammonia	ND	F1	2.00	1.75	F1	mg/L		87	90 - 110	10	20

**Lab Sample ID: 580-94785-17 DU**  
**Matrix: Water**  
**Analysis Batch: 329371**

**Client Sample ID: 0520-17**  
**Prep Type: Total/NA**  
**Prep Batch: 329369**

Analyte	Sample Result	Sample Qualifier	DU Result	DU Qualifier	Unit	D	RPD	Limit
Ammonia	ND	F1	ND		mg/L		NC	20

# QC Sample Results

Client: SCS Engineers  
Project/Site: Coupeville Solid Waste Facility Groundwa

Job ID: 580-94785-1

## Method: SM 2320B - Alkalinity

**Lab Sample ID: LCS 580-329103/2**  
**Matrix: Water**  
**Analysis Batch: 329103**

**Client Sample ID: Lab Control Sample**  
**Prep Type: Total/NA**

Analyte	Spike Added	LCS Result	LCS Qualifier	Unit	D	%Rec	%Rec. Limits
Alkalinity	100	93.4		mg/L		93	85 - 115

**Lab Sample ID: 580-94785-1 DU**  
**Matrix: Water**  
**Analysis Batch: 329103**

**Client Sample ID: 0520-01**  
**Prep Type: Total/NA**

Analyte	Sample Result	Sample Qualifier	DU Result	DU Qualifier	Unit	D	RPD	RPD Limit
Alkalinity	580		595		mg/L		3	17
Bicarbonate Alkalinity as CaCO3	580		595		mg/L		3	20
Carbonate Alkalinity as CaCO3	ND		ND		mg/L		NC	20
Hydroxide Alkalinity as CaCO3	ND		ND		mg/L		NC	20

**Lab Sample ID: LCS 580-329205/2**  
**Matrix: Water**  
**Analysis Batch: 329205**

**Client Sample ID: Lab Control Sample**  
**Prep Type: Total/NA**

Analyte	Spike Added	LCS Result	LCS Qualifier	Unit	D	%Rec	%Rec. Limits
Alkalinity	100	95.9		mg/L		96	85 - 115

**Lab Sample ID: 580-94785-12 DU**  
**Matrix: Water**  
**Analysis Batch: 329205**

**Client Sample ID: 0520-12**  
**Prep Type: Total/NA**

Analyte	Sample Result	Sample Qualifier	DU Result	DU Qualifier	Unit	D	RPD	RPD Limit
Alkalinity	410		431		mg/L		4	17
Bicarbonate Alkalinity as CaCO3	410		431		mg/L		4	20
Carbonate Alkalinity as CaCO3	ND		ND		mg/L		NC	20
Hydroxide Alkalinity as CaCO3	ND		ND		mg/L		NC	20

## Method: SM 2540C - Solids, Total Dissolved (TDS)

**Lab Sample ID: MB 580-328709/1**  
**Matrix: Water**  
**Analysis Batch: 328709**

**Client Sample ID: Method Blank**  
**Prep Type: Total/NA**

Analyte	MB Result	MB Qualifier	RL	RL	Unit	D	Prepared	Analyzed	Dil Fac
Total Dissolved Solids	ND		10		mg/L			05/20/20 12:54	1

**Lab Sample ID: LCS 580-328709/2**  
**Matrix: Water**  
**Analysis Batch: 328709**

**Client Sample ID: Lab Control Sample**  
**Prep Type: Total/NA**

Analyte	Spike Added	LCS Result	LCS Qualifier	Unit	D	%Rec	%Rec. Limits
Total Dissolved Solids	1000	962		mg/L		96	80 - 120

Eurofins TestAmerica, Seattle

# QC Sample Results

Client: SCS Engineers  
 Project/Site: Coupeville Solid Waste Facility Groundwa

Job ID: 580-94785-1

## Method: SM 2540C - Solids, Total Dissolved (TDS) (Continued)

Lab Sample ID: 580-94785-1 DU  
 Matrix: Water  
 Analysis Batch: 328709

Client Sample ID: 0520-01  
 Prep Type: Total/NA

Analyte	Sample Result	Sample Qualifier	DU Result	DU Qualifier	Unit	D	RPD	RPD Limit
Total Dissolved Solids	510		483		mg/L		6	20

Lab Sample ID: 580-94785-11 DU  
 Matrix: Water  
 Analysis Batch: 328709

Client Sample ID: 0520-11  
 Prep Type: Total/NA

Analyte	Sample Result	Sample Qualifier	DU Result	DU Qualifier	Unit	D	RPD	RPD Limit
Total Dissolved Solids	360		305		mg/L		16	20

## Method: SM 5220D - COD

Lab Sample ID: MB 580-328687/3-A  
 Matrix: Water  
 Analysis Batch: 328701

Client Sample ID: Method Blank  
 Prep Type: Total/NA  
 Prep Batch: 328687

Analyte	MB Result	MB Qualifier	RL	RL	Unit	D	Prepared	Analyzed	Dil Fac
Chemical Oxygen Demand	ND		10		mg/L		05/20/20 11:12	05/20/20 12:31	1

Lab Sample ID: LCS 580-328687/4-A  
 Matrix: Water  
 Analysis Batch: 328701

Client Sample ID: Lab Control Sample  
 Prep Type: Total/NA  
 Prep Batch: 328687  
 %Rec. Limits

Analyte	Spike Added	LCS Result	LCS Qualifier	Unit	D	%Rec	Limits
Chemical Oxygen Demand	75.0	78.3		mg/L		104	80 - 120

Lab Sample ID: LCSD 580-328687/5-A  
 Matrix: Water  
 Analysis Batch: 328701

Client Sample ID: Lab Control Sample Dup  
 Prep Type: Total/NA  
 Prep Batch: 328687  
 %Rec. RPD Limits

Analyte	Spike Added	LCSD Result	LCSD Qualifier	Unit	D	%Rec	Limits	RPD	Limit
Chemical Oxygen Demand	75.0	80.5		mg/L		107	80 - 120	3	20

Lab Sample ID: 580-94785-1 MS  
 Matrix: Water  
 Analysis Batch: 328701

Client Sample ID: 0520-01  
 Prep Type: Total/NA  
 Prep Batch: 328687  
 %Rec. Limits

Analyte	Sample Result	Sample Qualifier	Spike Added	MS Result	MS Qualifier	Unit	D	%Rec	Limits
Chemical Oxygen Demand	ND		25.0	24.9		mg/L		99	75 - 125

Lab Sample ID: 580-94785-1 DU  
 Matrix: Water  
 Analysis Batch: 328701

Client Sample ID: 0520-01  
 Prep Type: Total/NA  
 Prep Batch: 328687

Analyte	Sample Result	Sample Qualifier	DU Result	DU Qualifier	Unit	D	RPD	RPD Limit
Chemical Oxygen Demand	ND		ND		mg/L		NC	20

# QC Sample Results

Client: SCS Engineers  
 Project/Site: Coupeville Solid Waste Facility Groundwa

Job ID: 580-94785-1

## Method: SM 5310B - Organic Carbon, Total (TOC)

**Lab Sample ID: MB 580-328768/3**  
**Matrix: Water**  
**Analysis Batch: 328768**

**Client Sample ID: Method Blank**  
**Prep Type: Total/NA**

Analyte	MB Result	MB Qualifier	RL	MDL	Unit	D	Prepared	Analyzed	Dil Fac
Total Organic Carbon	ND		1.5		mg/L			05/20/20 12:57	1

**Lab Sample ID: LCS 580-328768/4**  
**Matrix: Water**  
**Analysis Batch: 328768**

**Client Sample ID: Lab Control Sample**  
**Prep Type: Total/NA**

Analyte	Spike Added	LCS Result	LCS Qualifier	Unit	D	%Rec	%Rec. Limits
Total Organic Carbon	10.0	9.19		mg/L		92	85 - 115

**Lab Sample ID: LCSD 580-328768/5**  
**Matrix: Water**  
**Analysis Batch: 328768**

**Client Sample ID: Lab Control Sample Dup**  
**Prep Type: Total/NA**

Analyte	Spike Added	LCSD Result	LCSD Qualifier	Unit	D	%Rec	%Rec. Limits	RPD	RPD Limit
Total Organic Carbon	10.0	9.01		mg/L		90	85 - 115	2	20

**Lab Sample ID: 580-94785-1 MS**  
**Matrix: Water**  
**Analysis Batch: 328768**

**Client Sample ID: 0520-01**  
**Prep Type: Total/NA**

Analyte	Sample Result	Sample Qualifier	Spike Added	MS Result	MS Qualifier	Unit	D	%Rec	%Rec. Limits
Total Organic Carbon	52		10.0	49.0	4	mg/L		-34	85 - 115

**Lab Sample ID: 580-94785-1 MSD**  
**Matrix: Water**  
**Analysis Batch: 328768**

**Client Sample ID: 0520-01**  
**Prep Type: Total/NA**

Analyte	Sample Result	Sample Qualifier	Spike Added	MSD Result	MSD Qualifier	Unit	D	%Rec	%Rec. Limits	RPD	RPD Limit
Total Organic Carbon	52		10.0	47.6	4	mg/L		-48	85 - 115	3	20

**Lab Sample ID: 580-94785-1 DU**  
**Matrix: Water**  
**Analysis Batch: 328768**

**Client Sample ID: 0520-01**  
**Prep Type: Total/NA**

Analyte	Sample Result	Sample Qualifier	DU Result	DU Qualifier	Unit	D	RPD	RPD Limit
Total Organic Carbon	52		50.2		mg/L		4	20

**Lab Sample ID: MB 580-329013/3**  
**Matrix: Water**  
**Analysis Batch: 329013**

**Client Sample ID: Method Blank**  
**Prep Type: Total/NA**

Analyte	MB Result	MB Qualifier	RL	MDL	Unit	D	Prepared	Analyzed	Dil Fac
Total Organic Carbon	ND		1.5		mg/L			05/22/20 15:09	1

**Lab Sample ID: LCS 580-329013/4**  
**Matrix: Water**  
**Analysis Batch: 329013**

**Client Sample ID: Lab Control Sample**  
**Prep Type: Total/NA**

Analyte	Spike Added	LCS Result	LCS Qualifier	Unit	D	%Rec	%Rec. Limits
Total Organic Carbon	10.0	8.51		mg/L		85	85 - 115

Eurofins TestAmerica, Seattle

# QC Sample Results

Client: SCS Engineers  
 Project/Site: Coupeville Solid Waste Facility Groundwa

Job ID: 580-94785-1

## Method: SM 5310B - Organic Carbon, Total (TOC)

**Lab Sample ID: LCSD 580-329013/5**  
**Matrix: Water**  
**Analysis Batch: 329013**

**Client Sample ID: Lab Control Sample Dup**  
**Prep Type: Total/NA**

Analyte	Spike Added	LCSD Result	LCSD Qualifier	Unit	D	%Rec	%Rec. Limits	RPD	RPD Limit
Total Organic Carbon	10.0	8.62		mg/L		86	85 - 115	1	20

**Lab Sample ID: 580-94785-2 MS**  
**Matrix: Water**  
**Analysis Batch: 329013**

**Client Sample ID: 0520-02**  
**Prep Type: Total/NA**

Analyte	Sample Result	Sample Qualifier	Spike Added	MS Result	MS Qualifier	Unit	D	%Rec	%Rec. Limits	RPD	RPD Limit
Total Organic Carbon	38	F1	10.0	38.7	F1	mg/L		9	85 - 115		

**Lab Sample ID: 580-94785-2 MSD**  
**Matrix: Water**  
**Analysis Batch: 329013**

**Client Sample ID: 0520-02**  
**Prep Type: Total/NA**

Analyte	Sample Result	Sample Qualifier	Spike Added	MSD Result	MSD Qualifier	Unit	D	%Rec	%Rec. Limits	RPD	RPD Limit
Total Organic Carbon	38	F1	10.0	36.9	F1	mg/L		-9	85 - 115	5	20

**Lab Sample ID: 580-94785-2 DU**  
**Matrix: Water**  
**Analysis Batch: 329013**

**Client Sample ID: 0520-02**  
**Prep Type: Total/NA**

Analyte	Sample Result	Sample Qualifier	Spike Added	DU Result	DU Qualifier	Unit	D	%Rec	%Rec. Limits	RPD	RPD Limit
Total Organic Carbon	38	F1	10.0	37.3		mg/L				1	20

# Lab Chronicle

Client: SCS Engineers  
 Project/Site: Coupeville Solid Waste Facility Groundwa

Job ID: 580-94785-1

**Client Sample ID: 0520-01**

**Lab Sample ID: 580-94785-1**

**Date Collected: 05/18/20 10:41**

**Matrix: Water**

**Date Received: 05/19/20 15:20**

Prep Type	Batch Type	Batch Method	Run	Dilution Factor	Batch Number	Prepared or Analyzed	Analyst	Lab
Total/NA	Analysis	8260C LL		1	328818	05/21/20 20:44	CJ	TAL SEA
Dissolved	Prep	3005A			328642	05/20/20 08:26	A1B	TAL SEA
Dissolved	Analysis	6010C		1	328769	05/20/20 16:23	TMH	TAL SEA
Dissolved	Prep	3005A			328642	05/20/20 08:26	A1B	TAL SEA
Dissolved	Analysis	6010C		1	328882	05/21/20 12:48	TMH	TAL SEA
Total Recoverable	Prep	3005A			328653	05/20/20 08:54	A1B	TAL SEA
Total Recoverable	Analysis	6020A		1	329008	05/22/20 09:50	FCW	TAL SEA
Total/NA	Analysis	300.0		1	328728	05/20/20 09:24	AAC	TAL SEA
Total/NA	Analysis	300.0		1	328751	05/20/20 09:24	AAC	TAL SEA
Total/NA	Prep	Distill/Ammonia			328694	05/20/20 11:50	AAC	TAL SEA
Total/NA	Analysis	350.1		1	328695	05/20/20 11:55	AAC	TAL SEA
Total/NA	Analysis	SM 2320B		1	329103	05/26/20 16:43	AAC	TAL SEA
Total/NA	Analysis	SM 2540C		1	328709	05/20/20 12:54	MLT	TAL SEA
Total/NA	Prep	SM 5220			328687	05/20/20 11:12	MLT	TAL SEA
Total/NA	Analysis	SM 5220D		1	328701	05/20/20 12:31	MLT	TAL SEA
Total/NA	Analysis	SM 5310B		1	328768	05/20/20 13:44	R1K	TAL SEA

**Client Sample ID: 0520-02**

**Lab Sample ID: 580-94785-2**

**Date Collected: 05/18/20 11:11**

**Matrix: Water**

**Date Received: 05/19/20 15:20**

Prep Type	Batch Type	Batch Method	Run	Dilution Factor	Batch Number	Prepared or Analyzed	Analyst	Lab
Total/NA	Analysis	8260C LL		1	328818	05/21/20 21:11	CJ	TAL SEA
Dissolved	Prep	3005A			328642	05/20/20 08:26	A1B	TAL SEA
Dissolved	Analysis	6010C		1	328769	05/20/20 16:27	TMH	TAL SEA
Dissolved	Prep	3005A			328642	05/20/20 08:26	A1B	TAL SEA
Dissolved	Analysis	6010C		1	328882	05/21/20 12:51	TMH	TAL SEA
Total Recoverable	Prep	3005A			328653	05/20/20 08:54	A1B	TAL SEA
Total Recoverable	Analysis	6020A		1	329008	05/22/20 10:24	FCW	TAL SEA
Total/NA	Analysis	300.0		1	328728	05/20/20 09:59	AAC	TAL SEA
Total/NA	Analysis	300.0		1	328751	05/20/20 09:59	AAC	TAL SEA
Total/NA	Prep	Distill/Ammonia			328694	05/20/20 11:50	AAC	TAL SEA
Total/NA	Analysis	350.1		1	328695	05/20/20 11:55	AAC	TAL SEA
Total/NA	Analysis	SM 2320B		1	329103	05/26/20 16:43	AAC	TAL SEA
Total/NA	Analysis	SM 2540C		1	328709	05/20/20 12:54	MLT	TAL SEA
Total/NA	Prep	SM 5220			328687	05/20/20 11:12	MLT	TAL SEA
Total/NA	Analysis	SM 5220D		1	328701	05/20/20 12:31	MLT	TAL SEA
Total/NA	Analysis	SM 5310B		1	329013	05/22/20 15:56	R1K	TAL SEA

# Lab Chronicle

Client: SCS Engineers  
 Project/Site: Coupeville Solid Waste Facility Groundwa

Job ID: 580-94785-1

**Client Sample ID: 0520-03**

**Lab Sample ID: 580-94785-3**

**Date Collected: 05/18/20 11:38**

**Matrix: Water**

**Date Received: 05/19/20 15:20**

Prep Type	Batch Type	Batch Method	Run	Dilution Factor	Batch Number	Prepared or Analyzed	Analyst	Lab
Total/NA	Analysis	8260C LL		1	328821	05/21/20 19:27	W1T	TAL SEA
Dissolved	Prep	3005A			328642	05/20/20 08:26	A1B	TAL SEA
Dissolved	Analysis	6010C		1	328769	05/20/20 16:30	TMH	TAL SEA
Dissolved	Prep	3005A			328642	05/20/20 08:26	A1B	TAL SEA
Dissolved	Analysis	6010C		1	328882	05/21/20 12:55	TMH	TAL SEA
Total Recoverable	Prep	3005A			328653	05/20/20 08:54	A1B	TAL SEA
Total Recoverable	Analysis	6020A		1	329008	05/22/20 10:27	FCW	TAL SEA
Total/NA	Analysis	300.0		1	328728	05/20/20 10:11	AAC	TAL SEA
Total/NA	Analysis	300.0		1	328751	05/20/20 10:11	AAC	TAL SEA
Total/NA	Prep	Distill/Ammonia			328694	05/20/20 11:50	AAC	TAL SEA
Total/NA	Analysis	350.1		1	328695	05/20/20 11:55	AAC	TAL SEA
Total/NA	Analysis	SM 2320B		1	329103	05/26/20 16:43	AAC	TAL SEA
Total/NA	Analysis	SM 2540C		1	328709	05/20/20 12:54	MLT	TAL SEA
Total/NA	Prep	SM 5220			328687	05/20/20 11:12	MLT	TAL SEA
Total/NA	Analysis	SM 5220D		1	328701	05/20/20 12:31	MLT	TAL SEA
Total/NA	Analysis	SM 5310B		1	329013	05/22/20 16:59	R1K	TAL SEA

**Client Sample ID: 0520-04**

**Lab Sample ID: 580-94785-4**

**Date Collected: 05/18/20 12:05**

**Matrix: Water**

**Date Received: 05/19/20 15:20**

Prep Type	Batch Type	Batch Method	Run	Dilution Factor	Batch Number	Prepared or Analyzed	Analyst	Lab
Total/NA	Analysis	8260C LL		1	328821	05/21/20 19:54	W1T	TAL SEA
Dissolved	Prep	3005A			328642	05/20/20 08:26	A1B	TAL SEA
Dissolved	Analysis	6010C		1	328769	05/20/20 16:33	TMH	TAL SEA
Dissolved	Prep	3005A			328642	05/20/20 08:26	A1B	TAL SEA
Dissolved	Analysis	6010C		1	328882	05/21/20 12:58	TMH	TAL SEA
Total Recoverable	Prep	3005A			328653	05/20/20 08:54	A1B	TAL SEA
Total Recoverable	Analysis	6020A		1	329008	05/22/20 10:30	FCW	TAL SEA
Total/NA	Analysis	300.0		1	328728	05/20/20 10:22	AAC	TAL SEA
Total/NA	Analysis	300.0		1	328751	05/20/20 10:22	AAC	TAL SEA
Total/NA	Prep	Distill/Ammonia			328694	05/20/20 11:50	AAC	TAL SEA
Total/NA	Analysis	350.1		1	328695	05/20/20 11:55	AAC	TAL SEA
Total/NA	Analysis	SM 2320B		1	329103	05/26/20 16:43	AAC	TAL SEA
Total/NA	Analysis	SM 2540C		1	328709	05/20/20 12:54	MLT	TAL SEA
Total/NA	Prep	SM 5220			328687	05/20/20 11:12	MLT	TAL SEA
Total/NA	Analysis	SM 5220D		1	328701	05/20/20 12:31	MLT	TAL SEA
Total/NA	Analysis	SM 5310B		1	329013	05/22/20 17:15	R1K	TAL SEA

# Lab Chronicle

Client: SCS Engineers  
 Project/Site: Coupeville Solid Waste Facility Groundwa

Job ID: 580-94785-1

**Client Sample ID: 0520-05**

**Lab Sample ID: 580-94785-5**

**Date Collected: 05/18/20 12:50**

**Matrix: Water**

**Date Received: 05/19/20 15:20**

Prep Type	Batch Type	Batch Method	Run	Dilution Factor	Batch Number	Prepared or Analyzed	Analyst	Lab
Total/NA	Analysis	8260C LL		1	328821	05/21/20 20:20	W1T	TAL SEA
Dissolved	Prep	3005A			328642	05/20/20 08:26	A1B	TAL SEA
Dissolved	Analysis	6010C		1	328769	05/20/20 16:37	TMH	TAL SEA
Dissolved	Prep	3005A			328642	05/20/20 08:26	A1B	TAL SEA
Dissolved	Analysis	6010C		1	328882	05/21/20 13:01	TMH	TAL SEA
Total Recoverable	Prep	3005A			328653	05/20/20 08:54	A1B	TAL SEA
Total Recoverable	Analysis	6020A		1	329008	05/22/20 10:33	FCW	TAL SEA
Total/NA	Analysis	300.0		1	328728	05/20/20 10:34	AAC	TAL SEA
Total/NA	Analysis	300.0		1	328751	05/20/20 10:34	AAC	TAL SEA
Total/NA	Prep	Distill/Ammonia			328694	05/20/20 11:50	AAC	TAL SEA
Total/NA	Analysis	350.1		1	328695	05/20/20 11:55	AAC	TAL SEA
Total/NA	Analysis	SM 2320B		1	329103	05/26/20 16:43	AAC	TAL SEA
Total/NA	Analysis	SM 2540C		1	328709	05/20/20 12:54	MLT	TAL SEA
Total/NA	Prep	SM 5220			328687	05/20/20 11:12	MLT	TAL SEA
Total/NA	Analysis	SM 5220D		1	328701	05/20/20 12:31	MLT	TAL SEA
Total/NA	Analysis	SM 5310B		1	329013	05/22/20 17:31	R1K	TAL SEA

**Client Sample ID: 0520-06**

**Lab Sample ID: 580-94785-6**

**Date Collected: 05/18/20 13:20**

**Matrix: Water**

**Date Received: 05/19/20 15:20**

Prep Type	Batch Type	Batch Method	Run	Dilution Factor	Batch Number	Prepared or Analyzed	Analyst	Lab
Total/NA	Analysis	8260C LL		1	328821	05/21/20 20:47	W1T	TAL SEA
Dissolved	Prep	3005A			328642	05/20/20 08:26	A1B	TAL SEA
Dissolved	Analysis	6010C		1	328769	05/20/20 16:40	TMH	TAL SEA
Dissolved	Prep	3005A			328642	05/20/20 08:26	A1B	TAL SEA
Dissolved	Analysis	6010C		1	328882	05/21/20 13:04	TMH	TAL SEA
Total Recoverable	Prep	3005A			328653	05/20/20 08:54	A1B	TAL SEA
Total Recoverable	Analysis	6020A		1	329008	05/22/20 10:37	FCW	TAL SEA
Total/NA	Analysis	300.0		1	328728	05/20/20 10:46	AAC	TAL SEA
Total/NA	Analysis	300.0		1	328751	05/20/20 10:46	AAC	TAL SEA
Total/NA	Prep	Distill/Ammonia			329369	05/29/20 09:30	AAC	TAL SEA
Total/NA	Analysis	350.1		1	329371	05/29/20 09:32	AAC	TAL SEA
Total/NA	Analysis	SM 2320B		1	329103	05/26/20 16:43	AAC	TAL SEA
Total/NA	Analysis	SM 2540C		1	328709	05/20/20 12:54	MLT	TAL SEA
Total/NA	Prep	SM 5220			328687	05/20/20 11:12	MLT	TAL SEA
Total/NA	Analysis	SM 5220D		1	328701	05/20/20 12:31	MLT	TAL SEA
Total/NA	Analysis	SM 5310B		1	329013	05/22/20 18:18	R1K	TAL SEA

# Lab Chronicle

Client: SCS Engineers  
 Project/Site: Coupeville Solid Waste Facility Groundwa

Job ID: 580-94785-1

**Client Sample ID: 0520-07**

**Lab Sample ID: 580-94785-7**

**Date Collected: 05/18/20 13:44**

**Matrix: Water**

**Date Received: 05/19/20 15:20**

Prep Type	Batch Type	Batch Method	Run	Dilution Factor	Batch Number	Prepared or Analyzed	Analyst	Lab
Total/NA	Analysis	8260C LL		1	328821	05/21/20 21:14	W1T	TAL SEA
Dissolved	Prep	3005A			328642	05/20/20 08:26	A1B	TAL SEA
Dissolved	Analysis	6010C		1	328769	05/20/20 16:43	TMH	TAL SEA
Dissolved	Prep	3005A			328642	05/20/20 08:26	A1B	TAL SEA
Dissolved	Analysis	6010C		1	328882	05/21/20 13:08	TMH	TAL SEA
Total Recoverable	Prep	3005A			328653	05/20/20 08:54	A1B	TAL SEA
Total Recoverable	Analysis	6020A		1	329008	05/22/20 10:40	FCW	TAL SEA
Total/NA	Analysis	300.0		1	328728	05/20/20 10:58	AAC	TAL SEA
Total/NA	Analysis	300.0		1	328751	05/20/20 10:58	AAC	TAL SEA
Total/NA	Prep	Distill/Ammonia			329369	05/29/20 09:30	AAC	TAL SEA
Total/NA	Analysis	350.1		1	329371	05/29/20 09:32	AAC	TAL SEA
Total/NA	Analysis	SM 2320B		1	329103	05/26/20 16:43	AAC	TAL SEA
Total/NA	Analysis	SM 2540C		1	328709	05/20/20 12:54	MLT	TAL SEA
Total/NA	Prep	SM 5220			328687	05/20/20 11:12	MLT	TAL SEA
Total/NA	Analysis	SM 5220D		1	328701	05/20/20 12:31	MLT	TAL SEA
Total/NA	Analysis	SM 5310B		1	329013	05/22/20 18:34	R1K	TAL SEA

**Client Sample ID: 0520-08**

**Lab Sample ID: 580-94785-8**

**Date Collected: 05/18/20 14:07**

**Matrix: Water**

**Date Received: 05/19/20 15:20**

Prep Type	Batch Type	Batch Method	Run	Dilution Factor	Batch Number	Prepared or Analyzed	Analyst	Lab
Total/NA	Analysis	8260C LL		1	328821	05/21/20 21:40	W1T	TAL SEA
Dissolved	Prep	3005A			328642	05/20/20 08:26	A1B	TAL SEA
Dissolved	Analysis	6010C		1	328769	05/20/20 16:46	TMH	TAL SEA
Dissolved	Prep	3005A			328642	05/20/20 08:26	A1B	TAL SEA
Dissolved	Analysis	6010C		1	328882	05/21/20 13:11	TMH	TAL SEA
Total Recoverable	Prep	3005A			328653	05/20/20 08:54	A1B	TAL SEA
Total Recoverable	Analysis	6020A		1	329008	05/22/20 10:43	FCW	TAL SEA
Total/NA	Analysis	300.0		1	328728	05/20/20 11:09	AAC	TAL SEA
Total/NA	Analysis	300.0		1	328751	05/20/20 11:09	AAC	TAL SEA
Total/NA	Analysis	300.0		10	328751	05/20/20 20:19	AAC	TAL SEA
Total/NA	Prep	Distill/Ammonia			329369	05/29/20 09:30	AAC	TAL SEA
Total/NA	Analysis	350.1		1	329371	05/29/20 09:32	AAC	TAL SEA
Total/NA	Analysis	SM 2320B		1	329103	05/26/20 16:43	AAC	TAL SEA
Total/NA	Analysis	SM 2540C		1	328709	05/20/20 12:54	MLT	TAL SEA
Total/NA	Prep	SM 5220			328687	05/20/20 11:12	MLT	TAL SEA
Total/NA	Analysis	SM 5220D		1	328701	05/20/20 12:31	MLT	TAL SEA
Total/NA	Analysis	SM 5310B		1	329013	05/22/20 18:50	R1K	TAL SEA

Eurofins TestAmerica, Seattle

# Lab Chronicle

Client: SCS Engineers  
 Project/Site: Coupeville Solid Waste Facility Groundwa

Job ID: 580-94785-1

**Client Sample ID: 0520-09**

**Lab Sample ID: 580-94785-9**

**Date Collected: 05/18/20 14:47**

**Matrix: Water**

**Date Received: 05/19/20 15:20**

Prep Type	Batch Type	Batch Method	Run	Dilution Factor	Batch Number	Prepared or Analyzed	Analyst	Lab
Total/NA	Analysis	8260C LL		1	328821	05/21/20 22:07	W1T	TAL SEA
Dissolved	Prep	3005A			328642	05/20/20 08:26	A1B	TAL SEA
Dissolved	Analysis	6010C		1	328769	05/20/20 16:50	TMH	TAL SEA
Dissolved	Prep	3005A			328642	05/20/20 08:26	A1B	TAL SEA
Dissolved	Analysis	6010C		1	328882	05/21/20 13:14	TMH	TAL SEA
Total Recoverable	Prep	3005A			328653	05/20/20 08:54	A1B	TAL SEA
Total Recoverable	Analysis	6020A		1	329008	05/22/20 10:46	FCW	TAL SEA
Total/NA	Analysis	300.0		1	328728	05/20/20 11:44	AAC	TAL SEA
Total/NA	Analysis	300.0		1	328751	05/20/20 11:44	AAC	TAL SEA
Total/NA	Prep	Distill/Ammonia			329369	05/29/20 09:30	AAC	TAL SEA
Total/NA	Analysis	350.1		1	329371	05/29/20 09:32	AAC	TAL SEA
Total/NA	Analysis	SM 2320B		1	329103	05/26/20 16:43	AAC	TAL SEA
Total/NA	Analysis	SM 2540C		1	328709	05/20/20 12:54	MLT	TAL SEA
Total/NA	Prep	SM 5220			328687	05/20/20 11:12	MLT	TAL SEA
Total/NA	Analysis	SM 5220D		1	328701	05/20/20 12:31	MLT	TAL SEA
Total/NA	Analysis	SM 5310B		1	329013	05/22/20 19:06	R1K	TAL SEA

**Client Sample ID: 0520-10**

**Lab Sample ID: 580-94785-10**

**Date Collected: 05/18/20 15:10**

**Matrix: Water**

**Date Received: 05/19/20 15:20**

Prep Type	Batch Type	Batch Method	Run	Dilution Factor	Batch Number	Prepared or Analyzed	Analyst	Lab
Total/NA	Analysis	8260C LL		1	328821	05/21/20 22:34	W1T	TAL SEA
Dissolved	Prep	3005A			328642	05/20/20 08:26	A1B	TAL SEA
Dissolved	Analysis	6010C		1	328769	05/20/20 16:53	TMH	TAL SEA
Dissolved	Prep	3005A			328642	05/20/20 08:26	A1B	TAL SEA
Dissolved	Analysis	6010C		1	328882	05/21/20 13:24	TMH	TAL SEA
Total Recoverable	Prep	3005A			328653	05/20/20 08:54	A1B	TAL SEA
Total Recoverable	Analysis	6020A		1	329008	05/22/20 10:49	FCW	TAL SEA
Total/NA	Analysis	300.0		1	328728	05/20/20 11:56	AAC	TAL SEA
Total/NA	Analysis	300.0		1	328751	05/20/20 11:56	AAC	TAL SEA
Total/NA	Analysis	300.0		10	328751	05/20/20 20:31	AAC	TAL SEA
Total/NA	Prep	Distill/Ammonia			329369	05/29/20 09:30	AAC	TAL SEA
Total/NA	Analysis	350.1		1	329371	05/29/20 09:32	AAC	TAL SEA
Total/NA	Analysis	SM 2320B		1	329103	05/26/20 16:43	AAC	TAL SEA
Total/NA	Analysis	SM 2540C		1	328709	05/20/20 12:54	MLT	TAL SEA
Total/NA	Prep	SM 5220			328687	05/20/20 11:12	MLT	TAL SEA
Total/NA	Analysis	SM 5220D		1	328701	05/20/20 12:31	MLT	TAL SEA
Total/NA	Analysis	SM 5310B		1	329013	05/22/20 19:22	R1K	TAL SEA

# Lab Chronicle

Client: SCS Engineers  
 Project/Site: Coupeville Solid Waste Facility Groundwa

Job ID: 580-94785-1

**Client Sample ID: 0520-11**

**Lab Sample ID: 580-94785-11**

**Date Collected: 05/18/20 15:54**

**Matrix: Water**

**Date Received: 05/19/20 15:20**

Prep Type	Batch Type	Batch Method	Run	Dilution Factor	Batch Number	Prepared or Analyzed	Analyst	Lab
Total/NA	Analysis	8260C LL		1	328821	05/21/20 23:01	W1T	TAL SEA
Dissolved	Prep	3005A			328642	05/20/20 08:26	A1B	TAL SEA
Dissolved	Analysis	6010C		1	328769	05/20/20 17:03	TMH	TAL SEA
Dissolved	Prep	3005A			328642	05/20/20 08:26	A1B	TAL SEA
Dissolved	Analysis	6010C		1	328882	05/21/20 13:27	TMH	TAL SEA
Total Recoverable	Prep	3005A			328653	05/20/20 08:54	A1B	TAL SEA
Total Recoverable	Analysis	6020A		1	329008	05/22/20 11:05	FCW	TAL SEA
Total/NA	Analysis	300.0		1	328728	05/20/20 12:08	AAC	TAL SEA
Total/NA	Analysis	300.0		1	328751	05/20/20 12:08	AAC	TAL SEA
Total/NA	Prep	Distill/Ammonia			329369	05/29/20 09:30	AAC	TAL SEA
Total/NA	Analysis	350.1		1	329371	05/29/20 09:32	AAC	TAL SEA
Total/NA	Analysis	SM 2320B		1	329103	05/26/20 16:43	AAC	TAL SEA
Total/NA	Analysis	SM 2540C		1	328709	05/20/20 12:54	MLT	TAL SEA
Total/NA	Prep	SM 5220			328687	05/20/20 11:12	MLT	TAL SEA
Total/NA	Analysis	SM 5220D		1	328701	05/20/20 12:31	MLT	TAL SEA
Total/NA	Analysis	SM 5310B		1	329013	05/22/20 19:37	R1K	TAL SEA

**Client Sample ID: 0520-12**

**Lab Sample ID: 580-94785-12**

**Date Collected: 05/18/20 15:30**

**Matrix: Water**

**Date Received: 05/19/20 15:20**

Prep Type	Batch Type	Batch Method	Run	Dilution Factor	Batch Number	Prepared or Analyzed	Analyst	Lab
Total/NA	Analysis	8260C LL		1	328821	05/21/20 23:27	W1T	TAL SEA
Dissolved	Prep	3005A			328642	05/20/20 08:26	A1B	TAL SEA
Dissolved	Analysis	6010C		1	328769	05/20/20 17:06	TMH	TAL SEA
Dissolved	Prep	3005A			328642	05/20/20 08:26	A1B	TAL SEA
Dissolved	Analysis	6010C		1	328882	05/21/20 13:31	TMH	TAL SEA
Total Recoverable	Prep	3005A			328653	05/20/20 08:54	A1B	TAL SEA
Total Recoverable	Analysis	6020A		1	329008	05/22/20 11:08	FCW	TAL SEA
Total/NA	Analysis	300.0		1	328728	05/20/20 12:19	AAC	TAL SEA
Total/NA	Analysis	300.0		1	328751	05/20/20 12:19	AAC	TAL SEA
Total/NA	Analysis	300.0		10	328751	05/20/20 20:43	AAC	TAL SEA
Total/NA	Prep	Distill/Ammonia			329369	05/29/20 09:30	AAC	TAL SEA
Total/NA	Analysis	350.1		1	329371	05/29/20 09:32	AAC	TAL SEA
Total/NA	Analysis	SM 2320B		1	329205	05/27/20 15:37	AAC	TAL SEA
Total/NA	Analysis	SM 2540C		1	328709	05/20/20 12:54	MLT	TAL SEA
Total/NA	Prep	SM 5220			328687	05/20/20 11:12	MLT	TAL SEA
Total/NA	Analysis	SM 5220D		1	328701	05/20/20 12:31	MLT	TAL SEA
Total/NA	Analysis	SM 5310B		1	329013	05/22/20 19:48	R1K	TAL SEA

Eurofins TestAmerica, Seattle

# Lab Chronicle

Client: SCS Engineers  
 Project/Site: Coupeville Solid Waste Facility Groundwa

Job ID: 580-94785-1

**Client Sample ID: 0520-13**

**Lab Sample ID: 580-94785-13**

**Date Collected: 05/18/20 16:40**

**Matrix: Water**

**Date Received: 05/19/20 15:20**

Prep Type	Batch Type	Batch Method	Run	Dilution Factor	Batch Number	Prepared or Analyzed	Analyst	Lab
Total/NA	Analysis	8260C LL		1	328821	05/21/20 23:54	W1T	TAL SEA
Dissolved	Prep	3005A			328642	05/20/20 08:26	A1B	TAL SEA
Dissolved	Analysis	6010C		1	328769	05/20/20 17:10	TMH	TAL SEA
Dissolved	Prep	3005A			328642	05/20/20 08:26	A1B	TAL SEA
Dissolved	Analysis	6010C		1	328882	05/21/20 13:34	TMH	TAL SEA
Total Recoverable	Prep	3005A			328653	05/20/20 08:54	A1B	TAL SEA
Total Recoverable	Analysis	6020A		1	329008	05/22/20 11:11	FCW	TAL SEA
Total/NA	Analysis	300.0		1	328728	05/20/20 12:31	AAC	TAL SEA
Total/NA	Analysis	300.0		1	328751	05/20/20 12:31	AAC	TAL SEA
Total/NA	Prep	Distill/Ammonia			329369	05/29/20 09:30	AAC	TAL SEA
Total/NA	Analysis	350.1		1	329371	05/29/20 09:32	AAC	TAL SEA
Total/NA	Analysis	SM 2320B		1	329205	05/27/20 15:37	AAC	TAL SEA
Total/NA	Analysis	SM 2540C		1	328709	05/20/20 12:54	MLT	TAL SEA
Total/NA	Prep	SM 5220			328687	05/20/20 11:12	MLT	TAL SEA
Total/NA	Analysis	SM 5220D		1	328701	05/20/20 12:31	MLT	TAL SEA
Total/NA	Analysis	SM 5310B		1	329013	05/22/20 20:10	R1K	TAL SEA

**Client Sample ID: 0520-14**

**Lab Sample ID: 580-94785-14**

**Date Collected: 05/18/20 16:35**

**Matrix: Water**

**Date Received: 05/19/20 15:20**

Prep Type	Batch Type	Batch Method	Run	Dilution Factor	Batch Number	Prepared or Analyzed	Analyst	Lab
Total/NA	Analysis	8260C LL		1	328821	05/22/20 00:21	W1T	TAL SEA
Dissolved	Prep	3005A			328642	05/20/20 08:26	A1B	TAL SEA
Dissolved	Analysis	6010C		1	328769	05/20/20 17:13	TMH	TAL SEA
Dissolved	Prep	3005A			328642	05/20/20 08:26	A1B	TAL SEA
Dissolved	Analysis	6010C		1	328882	05/21/20 13:37	TMH	TAL SEA
Total Recoverable	Prep	3005A			328653	05/20/20 08:54	A1B	TAL SEA
Total Recoverable	Analysis	6020A		1	329008	05/22/20 11:14	FCW	TAL SEA
Total/NA	Analysis	300.0		1	328728	05/20/20 12:43	AAC	TAL SEA
Total/NA	Analysis	300.0		1	328751	05/20/20 12:43	AAC	TAL SEA
Total/NA	Prep	Distill/Ammonia			329369	05/29/20 09:30	AAC	TAL SEA
Total/NA	Analysis	350.1		1	329371	05/29/20 09:32	AAC	TAL SEA
Total/NA	Analysis	SM 2320B		1	329205	05/27/20 15:37	AAC	TAL SEA
Total/NA	Analysis	SM 2540C		1	328709	05/20/20 12:54	MLT	TAL SEA
Total/NA	Prep	SM 5220			328687	05/20/20 11:12	MLT	TAL SEA
Total/NA	Analysis	SM 5220D		1	328701	05/20/20 12:31	MLT	TAL SEA
Total/NA	Analysis	SM 5310B		1	329013	05/22/20 20:26	R1K	TAL SEA

# Lab Chronicle

Client: SCS Engineers  
 Project/Site: Coupeville Solid Waste Facility Groundwa

Job ID: 580-94785-1

**Client Sample ID: 0520-15**

**Lab Sample ID: 580-94785-15**

**Date Collected: 05/18/20 16:50**

**Matrix: Water**

**Date Received: 05/19/20 15:20**

Prep Type	Batch Type	Batch Method	Run	Dilution Factor	Batch Number	Prepared or Analyzed	Analyst	Lab
Total/NA	Analysis	8260C LL		1	328821	05/22/20 00:48	W1T	TAL SEA
Dissolved	Prep	3005A			328642	05/20/20 08:26	A1B	TAL SEA
Dissolved	Analysis	6010C		1	328769	05/20/20 17:16	TMH	TAL SEA
Dissolved	Prep	3005A			328642	05/20/20 08:26	A1B	TAL SEA
Dissolved	Analysis	6010C		1	328882	05/21/20 13:41	TMH	TAL SEA
Total Recoverable	Prep	3005A			328653	05/20/20 08:54	A1B	TAL SEA
Total Recoverable	Analysis	6020A		1	329008	05/22/20 11:17	FCW	TAL SEA
Total/NA	Analysis	300.0		1	328728	05/20/20 12:55	AAC	TAL SEA
Total/NA	Analysis	300.0		1	328751	05/20/20 12:55	AAC	TAL SEA
Total/NA	Prep	Distill/Ammonia			329369	05/29/20 09:30	AAC	TAL SEA
Total/NA	Analysis	350.1		1	329371	05/29/20 09:32	AAC	TAL SEA
Total/NA	Analysis	SM 2320B		1	329205	05/27/20 15:37	AAC	TAL SEA
Total/NA	Analysis	SM 2540C		1	328709	05/20/20 12:54	MLT	TAL SEA
Total/NA	Prep	SM 5220			328687	05/20/20 11:12	MLT	TAL SEA
Total/NA	Analysis	SM 5220D		1	328701	05/20/20 12:31	MLT	TAL SEA
Total/NA	Analysis	SM 5310B		1	329013	05/22/20 20:44	R1K	TAL SEA

**Client Sample ID: 0520-16**

**Lab Sample ID: 580-94785-16**

**Date Collected: 05/18/20 17:42**

**Matrix: Water**

**Date Received: 05/19/20 15:20**

Prep Type	Batch Type	Batch Method	Run	Dilution Factor	Batch Number	Prepared or Analyzed	Analyst	Lab
Total/NA	Analysis	8260C LL		1	328821	05/22/20 01:14	W1T	TAL SEA
Dissolved	Prep	3005A			328642	05/20/20 08:26	A1B	TAL SEA
Dissolved	Analysis	6010C		1	328769	05/20/20 17:19	TMH	TAL SEA
Dissolved	Prep	3005A			328642	05/20/20 08:26	A1B	TAL SEA
Dissolved	Analysis	6010C		1	328882	05/21/20 13:44	TMH	TAL SEA
Total Recoverable	Prep	3005A			328653	05/20/20 08:54	A1B	TAL SEA
Total Recoverable	Analysis	6020A		1	329008	05/22/20 11:20	FCW	TAL SEA
Total/NA	Analysis	300.0		1	328728	05/20/20 13:06	AAC	TAL SEA
Total/NA	Analysis	300.0		1	328751	05/20/20 13:06	AAC	TAL SEA
Total/NA	Prep	Distill/Ammonia			329369	05/29/20 09:30	AAC	TAL SEA
Total/NA	Analysis	350.1		1	329371	05/29/20 09:32	AAC	TAL SEA
Total/NA	Analysis	SM 2320B		1	329205	05/27/20 15:37	AAC	TAL SEA
Total/NA	Analysis	SM 2540C		1	328709	05/20/20 12:54	MLT	TAL SEA
Total/NA	Prep	SM 5220			328687	05/20/20 11:12	MLT	TAL SEA
Total/NA	Analysis	SM 5220D		1	328701	05/20/20 12:31	MLT	TAL SEA
Total/NA	Analysis	SM 5310B		1	329013	05/22/20 21:32	R1K	TAL SEA

# Lab Chronicle

Client: SCS Engineers  
 Project/Site: Coupeville Solid Waste Facility Groundwa

Job ID: 580-94785-1

**Client Sample ID: 0520-17**

**Lab Sample ID: 580-94785-17**

**Date Collected: 05/18/20 17:46**

**Matrix: Water**

**Date Received: 05/19/20 15:20**

Prep Type	Batch Type	Batch Method	Run	Dilution Factor	Batch Number	Prepared or Analyzed	Analyst	Lab
Total/NA	Analysis	8260C LL		1	328821	05/22/20 01:41	W1T	TAL SEA
Dissolved	Prep	3005A			328642	05/20/20 08:26	A1B	TAL SEA
Dissolved	Analysis	6010C		1	328769	05/20/20 17:23	TMH	TAL SEA
Dissolved	Prep	3005A			328642	05/20/20 08:26	A1B	TAL SEA
Dissolved	Analysis	6010C		1	328882	05/21/20 13:47	TMH	TAL SEA
Total Recoverable	Prep	3005A			328653	05/20/20 08:54	A1B	TAL SEA
Total Recoverable	Analysis	6020A		1	329008	05/22/20 11:23	FCW	TAL SEA
Total/NA	Analysis	300.0		1	328751	05/20/20 13:18	AAC	TAL SEA
Total/NA	Analysis	300.0		2	328728	05/20/20 17:24	AAC	TAL SEA
Total/NA	Prep	Distill/Ammonia			329369	05/29/20 09:30	AAC	TAL SEA
Total/NA	Analysis	350.1		1	329371	05/29/20 09:32	AAC	TAL SEA
Total/NA	Analysis	SM 2320B		1	329205	05/27/20 15:37	AAC	TAL SEA
Total/NA	Analysis	SM 2540C		1	328709	05/20/20 12:55	MLT	TAL SEA
Total/NA	Prep	SM 5220			328687	05/20/20 11:12	MLT	TAL SEA
Total/NA	Analysis	SM 5220D		1	328701	05/20/20 12:31	MLT	TAL SEA
Total/NA	Analysis	SM 5310B		1	329013	05/22/20 21:48	R1K	TAL SEA

**Laboratory References:**

TAL SEA = Eurofins TestAmerica, Seattle, 5755 8th Street East, Tacoma, WA 98424, TEL (253)922-2310

# Accreditation/Certification Summary

Client: SCS Engineers  
 Project/Site: Coupeville Solid Waste Facility Groundwa

Job ID: 580-94785-1

## Laboratory: Eurofins TestAmerica, Seattle

Unless otherwise noted, all analytes for this laboratory were covered under each accreditation/certification below.

Authority	Program	Identification Number	Expiration Date
Washington	State	C553	02-18-21

The following analytes are included in this report, but the laboratory is not certified by the governing authority. This list may include analytes for which the agency does not offer certification.

Analysis Method	Prep Method	Matrix	Analyte
300.0		Water	Chloride
300.0		Water	Fluoride
300.0		Water	Nitrate Nitrite as N
300.0		Water	Sulfate
6010C	3005A	Water	Calcium
6010C	3005A	Water	Iron
6010C	3005A	Water	Magnesium
6010C	3005A	Water	Manganese
6010C	3005A	Water	Potassium
6010C	3005A	Water	Sodium
6020A	3005A	Water	Antimony
6020A	3005A	Water	Arsenic
6020A	3005A	Water	Barium
6020A	3005A	Water	Beryllium
6020A	3005A	Water	Cadmium
6020A	3005A	Water	Chromium
6020A	3005A	Water	Cobalt
6020A	3005A	Water	Copper
6020A	3005A	Water	Lead
6020A	3005A	Water	Nickel
6020A	3005A	Water	Selenium
6020A	3005A	Water	Silver
6020A	3005A	Water	Thallium
6020A	3005A	Water	Vanadium
6020A	3005A	Water	Zinc
8260C LL		Water	1,1,1,2-Tetrachloroethane
8260C LL		Water	1,1,1-Trichloroethane
8260C LL		Water	1,1,2,2-Tetrachloroethane
8260C LL		Water	1,1,2-Trichloroethane
8260C LL		Water	1,1-Dichloroethane
8260C LL		Water	1,1-Dichloroethene
8260C LL		Water	1,2,3-Trichloropropane
8260C LL		Water	1,2-Dibromo-3-Chloropropane
8260C LL		Water	1,2-Dibromoethane
8260C LL		Water	1,2-Dichlorobenzene
8260C LL		Water	1,2-Dichloroethane
8260C LL		Water	1,2-Dichloropropane
8260C LL		Water	1,4-Dichlorobenzene
8260C LL		Water	2-Butanone
8260C LL		Water	2-Hexanone
8260C LL		Water	4-Methyl-2-pentanone
8260C LL		Water	Acetone
8260C LL		Water	Acrylonitrile
8260C LL		Water	Benzene
8260C LL		Water	Bromochloromethane

# Accreditation/Certification Summary

Client: SCS Engineers  
 Project/Site: Coupeville Solid Waste Facility Groundwa

Job ID: 580-94785-1

## Laboratory: Eurofins TestAmerica, Seattle (Continued)

Unless otherwise noted, all analytes for this laboratory were covered under each accreditation/certification below.

Authority	Program	Identification Number	Expiration Date
Washington	State	C553	02-18-21
8260C LL	Water	Bromodichloromethane	
8260C LL	Water	Bromoform	
8260C LL	Water	Bromomethane	
8260C LL	Water	Carbon disulfide	
8260C LL	Water	Carbon tetrachloride	
8260C LL	Water	Chlorobenzene	
8260C LL	Water	Chloroethane	
8260C LL	Water	Chloroform	
8260C LL	Water	Chloromethane	
8260C LL	Water	cis-1,2-Dichloroethene	
8260C LL	Water	cis-1,3-Dichloropropene	
8260C LL	Water	Dibromochloromethane	
8260C LL	Water	Dibromomethane	
8260C LL	Water	Ethylbenzene	
8260C LL	Water	m,p-Xylene	
8260C LL	Water	Methyl iodide	
8260C LL	Water	Methylene Chloride	
8260C LL	Water	o-Xylene	
8260C LL	Water	Styrene	
8260C LL	Water	Tetrachloroethene	
8260C LL	Water	Toluene	
8260C LL	Water	trans-1,2-Dichloroethene	
8260C LL	Water	trans-1,3-Dichloropropene	
8260C LL	Water	trans-1,4-Dichloro-2-butene	
8260C LL	Water	Trichloroethene	
8260C LL	Water	Trichlorofluoromethane	
8260C LL	Water	Vinyl acetate	
8260C LL	Water	Vinyl chloride	
SM 2320B	Water	Alkalinity	
SM 2320B	Water	Bicarbonate Alkalinity as CaCO <sub>3</sub>	
SM 2320B	Water	Carbonate Alkalinity as CaCO <sub>3</sub>	
SM 2320B	Water	Hydroxide Alkalinity as CaCO <sub>3</sub>	
SM 2540C	Water	Total Dissolved Solids	
SM 5310B	Water	Total Organic Carbon	

# Sample Summary

Client: SCS Engineers  
Project/Site: Coupeville Solid Waste Facility Groundwa

Job ID: 580-94785-1

Lab Sample ID	Client Sample ID	Matrix	Collected	Received	Asset ID
580-94785-1	0520-01	Water	05/18/20 10:41	05/19/20 15:20	
580-94785-2	0520-02	Water	05/18/20 11:11	05/19/20 15:20	
580-94785-3	0520-03	Water	05/18/20 11:38	05/19/20 15:20	
580-94785-4	0520-04	Water	05/18/20 12:05	05/19/20 15:20	
580-94785-5	0520-05	Water	05/18/20 12:50	05/19/20 15:20	
580-94785-6	0520-06	Water	05/18/20 13:20	05/19/20 15:20	
580-94785-7	0520-07	Water	05/18/20 13:44	05/19/20 15:20	
580-94785-8	0520-08	Water	05/18/20 14:07	05/19/20 15:20	
580-94785-9	0520-09	Water	05/18/20 14:47	05/19/20 15:20	
580-94785-10	0520-10	Water	05/18/20 15:10	05/19/20 15:20	
580-94785-11	0520-11	Water	05/18/20 15:54	05/19/20 15:20	
580-94785-12	0520-12	Water	05/18/20 15:30	05/19/20 15:20	
580-94785-13	0520-13	Water	05/18/20 16:40	05/19/20 15:20	
580-94785-14	0520-14	Water	05/18/20 16:35	05/19/20 15:20	
580-94785-15	0520-15	Water	05/18/20 16:50	05/19/20 15:20	
580-94785-16	0520-16	Water	05/18/20 17:42	05/19/20 15:20	
580-94785-17	0520-17	Water	05/18/20 17:46	05/19/20 15:20	

**Eurofins TestAmerica, Seattle**

5755 8th Street East  
Tacoma, WA 98424  
Phone (253) 922-2310 Fax (253) 922-5047

**Chain of Custody Record**



Environment Testing  
America

<b>Client Information</b>	Sampler: <u>Sam G. &amp; TB</u>	Lab PM: Lewis, Nathan A	Carrier Tracking No(s):	COC No: 580-38558-12318.1
Client Contact: Mr. Sam Graber	Phone: <u>425-766-3362</u>	E-Mail: nathan.lewis@testamericainc.com		Page: <u>1</u> of <u>2</u>
Company: SCS Engineers				Job #: <u>04207033.13</u>

Address: 2405 140th Avenue NE Suite 107	Due Date Requested: <u>Standard</u>	<b>Analysis Requested</b> 5310C - Total Organic Carbon (TOC) 5220D - COD 2320B - Alkalinity 6020A_I.L. - Total Metals 6010C - Field Filtered Metals (Ca, Fe, Mg, Mn, K, Na) 350.1 - Nitrogen, Ammonia 8260C_I.L. - Volatiles, custom list, low level 2540C - Solids, Total Dissolved (TDS) 300.0 - Cl, SO4F 300.0 - Nitrate, Nitrite	Preservation Codes:
City: Bellevue	TAT Requested (days):		Therm. ID: <u>A2</u> Cor: <u>3.2</u> ° Unc: <u>3.4</u> °
State, Zip: WA, 98005-1877	PO #: Purchase Order not required		Cooler Dsc: <u>LB</u> FedEx: _____
Phone: 425-289-5455(Tel)	WO #:		Packing: <u>Bubb</u> UPS: _____
Email: SGrabers@scsengineers.com	Project #: 58009563	Cust. Seal: Yes <u>No</u> Lab Cour: <u>✓</u>	Blue Ice, Wet, Dry, None Other: _____
Project Name: Coupeville Solid Waste Facility Groundwa	SSOW#:		Loc: 580
Site: Washington			<b>94785</b>

Sample Identification	Sample Date	Sample Time	Sample Type (C=Comp, G=grab)	Matrix (W=water, S=solid, O=wastewater, ST=Tissue, A=Air)	5310C - Total Organic Carbon (TOC)	5220D - COD	2320B - Alkalinity	6020A_I.L. - Total Metals	6010C - Field Filtered Metals (Ca, Fe, Mg, Mn, K, Na)	350.1 - Nitrogen, Ammonia	8260C_I.L. - Volatiles, custom list, low level	2540C - Solids, Total Dissolved (TDS)	300.0 - Cl, SO4F	300.0 - Nitrate, Nitrite	Special Ir
0520-01	1041	5/18/20	6	Water	Y	N	X	X	X	X	X	X	X	X	
0520-02		1111		Water											
0520-03		1138		Water											
0520-04		1205		Water											
0520-05		1250		Water											
0520-06		1320		Water											
0520-07		1344		Water											
0520-08		1407		Water											
0520-09	1447	1456		Water											
0520-10		1510		Water											
0520-11		1554		Water											



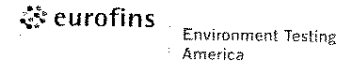
<b>Possible Hazard Identification</b>	<b>Sample Disposal (A fee may be assessed if samples are retained longer than 1 month)</b>
<input type="checkbox"/> Non-Hazard <input type="checkbox"/> Flammable <input type="checkbox"/> Skin Irritant <input type="checkbox"/> Poison B <input checked="" type="checkbox"/> Unknown <input type="checkbox"/> Radiological	<input type="checkbox"/> Return To Client <input checked="" type="checkbox"/> Disposal By Lab <input type="checkbox"/> Archive For _____ Months
Deliverable Requested: I, II, III, IV, Other (specify)	Special Instructions/QC Requirements:
Empty Kit Relinquished by: _____ Date: _____ Time: _____ Method of Shipment: _____	
Relinquished by: <u>[Signature]</u> Date/Time: <u>5/19/20 930</u> Company: <u>SCS</u> Received by: <u>[Signature]</u> Date/Time: <u>5-19-20 1620</u> Company: <u>T/Heed</u>	

Therm. ID: <u>A2</u> Cor: <u>13.6</u> ° Unc: <u>13.8</u> °	Therm. ID: <u>A2</u> Cor: <u>12.1</u> ° Unc: <u>12.3</u> °	Therm. ID: <u>A2</u> Cor: <u>1.5</u> ° Unc: <u>1.7</u> °	Therm. ID: <u>186</u> Cor: <u>12.2</u> ° Unc: <u>10.4</u> °
Cooler Dsc: <u>LB</u>	Cooler Dsc: <u>LB</u>	Cooler Dsc: <u>LB</u>	Cooler Dsc: <u>LB</u>
Packing: <u>Bubb</u>	Packing: <u>Bubb</u>	Packing: <u>Bubb</u>	Packing: <u>Bubb</u>
Cust. Seal: Yes <u>No</u>	Cust. Seal: Yes <u>No</u>	Cust. Seal: Yes <u>No</u>	Cust. Seal: Yes <u>No</u>
Blue Ice, Wet, Dry, None	Blue Ice, Wet, Dry, None	Blue Ice, Wet, Dry, None	Blue Ice, Wet, Dry, None

**Eurofins TestAmerica, Seattle**

5755 8th Street East  
Tacoma, WA 98424  
Phone (253) 922-2310 Fax (253) 922-5047

**Chain of Custody Record**



<b>Client Information</b>			Sampler: <u>SG + TB</u>		Lab PM: <u>Lewis, Nathan A</u>		Carrier Tracking No(s):		COC No: <u>580-38558-12318.1</u>																									
Client Contact: Mr. Sam Graber			Phone: <u>425-766-3362</u>		E-Mail: <u>nathan.lewis@testamericainc.com</u>				Page: <u>2 of 2</u>																									
Company: SCS Engineers									Job #: <u>04207033.13</u>																									
Address: 2405 140th Avenue NE Suite 107			Due Date Requested: <u>Standard</u>		<b>Analysis Requested</b>							Preservation Codes: A - HCL                      M - Hexane B - NaOH                    N - None C - Zn Acetate              O - AsNaO2 D - Nitric Acid              P - Na2O4S E - NaHSO4                 Q - Na2SO3 F - MeOH                    R - Na2S2O3 G - Amchlor                S - H2SO4 H - Ascorbic Acid         T - TSP Dodecahydrate I - Ice                         U - Acetone J - DI Water                V - MCAA K - EDTA                    W - pH 4-5 L - EDA                      Z - other (specify)																						
City: Bellevue			TAT Requested (days):																															
State, Zip: WA, 98005-1877																																		
Phone: 425-289-5455(Tel)			PO #: Purchase Order not required																															
Email: SGrabr@scsengineers.com			WO #:																															
Project Name: Coupeville Solid Waste Facility Groundwa			Project #: 58009563																															
Site: Washington			SSOW#:																															
<b>Sample Identification</b>			<b>Sample Date</b>		<b>Sample Time</b>		<b>Sample Type</b> (C=Comp, G=grab)		<b>Matrix</b> (W=water, S=solid, O=waste/oil, BT=Tissue, AA=Air)		<b>Field Filtered Sample (Yes or No)</b>		<b>Perform. Assessed (Yes or No)</b>		<b>Total Number of Containers</b>		<b>Special Instructions/Note:</b>																	
											S		S		N		D		D		S		A		N		N		N					
<u>0520-12</u>			<u>5/18/20</u>		<u>1530</u>		<u>G</u>		<u>Water</u>		Y		N		X		X		X		X		X		X		X		X		10			
<u>0520-13</u>					<u>1640</u>				<u>Water</u>																									
<u>0520-14</u>					<u>1635</u>				<u>Water</u>																									
<u>0520-15</u>					<u>1650</u>				<u>Water</u>																									
<u>0520-16</u>					<u>1742</u>				<u>Water</u>																									
<u>0520-17</u>			<u>Y</u>		<u>1746</u>		<u>↓</u>		<u>Water</u>																									
<u>Trip blank</u>			<u>↓</u>		<u>-</u>		<u>-</u>		<u>Water</u>																									
									<u>Water</u>																									
									<u>Water</u>																									
									<u>Water</u>																									
									<u>Water</u>																									
									<u>Water</u>																									
									<u>Water</u>																									
									<u>Water</u>																									
									<u>Water</u>																									
<b>Possible Hazard Identification</b>			<input type="checkbox"/> Non-Hazard <input type="checkbox"/> Flammable <input type="checkbox"/> Skin Irritant <input type="checkbox"/> Poison B <input checked="" type="checkbox"/> Unknown <input type="checkbox"/> Radiological		<b>Sample Disposal ( A fee may be assessed if samples are retained longer than 1 month)</b>																													
Deliverable Requested: I, II, III, IV, Other (specify)					<input type="checkbox"/> Return To Client <input checked="" type="checkbox"/> Disposal By Lab <input type="checkbox"/> Archive For _____ Months							Special Instructions/QC Requirements:																						
Empty Kit Relinquished by:			Date:		Time:		Method of Shipment:																											
Relinquished by: <u>[Signature]</u>			Date/Time: <u>5/19/20 830</u>		Company: <u>SCS</u>		Received by: <u>[Signature]</u>		Date/Time: <u>5:19:20 1520</u>		Company: <u>TABed</u>																							
Relinquished by:			Date/Time:		Company:		Received by:		Date/Time:		Company:																							
Relinquished by:			Date/Time:		Company:		Received by:		Date/Time:		Company:																							
Custody Seals Intact: <input checked="" type="checkbox"/> Yes <input type="checkbox"/> No			Custody Seal No.:		Cooler Temperature(s) °C and Other Remarks:																													

# Login Sample Receipt Checklist

Client: SCS Engineers

Job Number: 580-94785-1

**Login Number: 94785**

**List Number: 1**

**Creator: Hobbs, Kenneth F**

**List Source: Eurofins TestAmerica, Seattle**

Question	Answer	Comment
Radioactivity wasn't checked or is $\leq$ background as measured by a survey meter.	N/A	
The cooler's custody seal, if present, is intact.	True	
Sample custody seals, if present, are intact.	True	
The cooler or samples do not appear to have been compromised or tampered with.	True	
Samples were received on ice.	True	
Cooler Temperature is acceptable.	False	
Cooler Temperature is recorded.	True	
COC is present.	True	
COC is filled out in ink and legible.	True	
COC is filled out with all pertinent information.	True	
Is the Field Sampler's name present on COC?	True	
There are no discrepancies between the containers received and the COC.	True	
Samples are received within Holding Time (excluding tests with immediate HTs)	True	
Sample containers have legible labels.	True	
Containers are not broken or leaking.	True	
Sample collection date/times are provided.	True	
Appropriate sample containers are used.	True	
Sample bottles are completely filled.	True	
Sample Preservation Verified.	True	
There is sufficient vol. for all requested analyses, incl. any requested MS/MSDs	True	
Containers requiring zero headspace have no headspace or bubble is $<6\text{mm}$ (1/4").	True	
Multiphasic samples are not present.	True	
Samples do not require splitting or compositing.	True	
Residual Chlorine Checked.	N/A	

## ANALYTICAL REPORT

Eurofins TestAmerica, Seattle  
5755 8th Street East  
Tacoma, WA 98424  
Tel: (253)922-2310

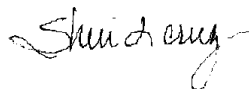
Laboratory Job ID: 580-94815-1

Client Project/Site: Coupeville Solid Waste Facility Groundwa

**For:**

SCS Engineers  
2405 140th Avenue NE  
Suite 107  
Bellevue, Washington 98005-1877

Attn: Mr. Dan Venchiarutti



*Authorized for release by:*

*6/4/2020 12:20:24 PM*

Sheri Cruz, Project Manager I  
(253)922-2310

[sheri.cruz@testamericainc.com](mailto:sheri.cruz@testamericainc.com)

Designee for

Nathan Lewis, Project Manager I  
(253)922-2310

[nathan.lewis@testamericainc.com](mailto:nathan.lewis@testamericainc.com)

### LINKS

Review your project  
results through

**TotalAccess**

Have a Question?



Visit us at:

[www.eurofinsus.com/Env](http://www.eurofinsus.com/Env)

*This report has been electronically signed and authorized by the signatory. Electronic signature is intended to be the legally binding equivalent of a traditionally handwritten signature.*

*Results relate only to the items tested and the sample(s) as received by the laboratory.*



# Table of Contents

Cover Page . . . . .	1
Table of Contents . . . . .	2
Case Narrative . . . . .	3
Definitions . . . . .	6
Client Sample Results . . . . .	7
QC Sample Results . . . . .	55
Chronicle . . . . .	82
Certification Summary . . . . .	90
Sample Summary . . . . .	92
Chain of Custody . . . . .	93
Receipt Checklists . . . . .	95

# Case Narrative

Client: SCS Engineers  
Project/Site: Coupeville Solid Waste Facility Groundwa

Job ID: 580-94815-1

**Job ID: 580-94815-1**

**Laboratory: Eurofins TestAmerica, Seattle**

## Narrative

### Job Narrative 580-94815-1

#### Comments

No additional comments.

#### Receipt

The samples were received on 5/20/2020 3:15 PM; the samples arrived in good condition. The temperatures of the 6 coolers at receipt time were 2.7° C, 4.1° C, 5.1° C, 6.3° C, 8.1° C and 9.3° C.

#### Receipt Exceptions

The following samples were received at the laboratory outside the required temperature criteria: 0520-19 (580-94815-2), 0520-21 (580-94815-4), 0520-23 (580-94815-6), 0520-25 (580-94815-8), 0520-27 (580-94815-10) and 0520-29 (580-94815-12).

#### GC/MS VOA

Methods 8260C LL, 8260D: The continuing calibration verification (CCV) associated with batch 580-328859 recovered outside acceptance criteria, low biased, for Vinyl chloride and 2,2-Dichloropropane. A reporting limit (RL) standard was analyzed, and the target analyte was detected. Since the associated samples were non-detect for this analyte, the data have been reported.

Methods 8260C LL, 8260D: The CCVIS for analytical batch 580-328859 recovered outside control limits for the following analyte(s): Acetone, 2-Butanone (MEK) and 4-Methyl-2-pentanone (MIBK). Acetone, 2-Butanone (MEK) and 4-Methyl-2-pentanone (MIBK) has been identified as a poor performing analyte when analyzed using this method; therefore, re-extraction/re-analysis was not performed. These results have been reported and qualified.

Methods 8260C LL, 8260D: The minimum response factor (RF) criteria for the continuing calibration verification (CCV) analyzed in batch 580-328859 was outside criteria for the following analyte(s): Chloroethane. As indicated in the reference method, sample analysis may proceed; however, any detection or non-detection for the affected analyte(s) is considered estimated.

Methods 8260C LL, 8260D: The RPD of the laboratory control sample (LCS) and laboratory control sample duplicate (LCSD) for analytical batch 580-328859 recovered outside control limits for the following analytes: 2-Butanone (MEK).

Methods 8260C LL, 8260D: The continuing calibration verification (CCV) associated with batch 580-328926 recovered outside acceptance criteria, low biased, for Carbon disulfide and Dichlorodifluoromethane. A reporting limit (RL) standard was analyzed, and the target analyte was detected. Since the associated samples were non-detect for this analyte, the data have been reported.

Methods 8260C LL, 8260D: The minimum response factor (RF) criteria for the continuing calibration verification (CCV) analyzed in batch 580-328926 was outside criteria for the following analyte(s): 2-Hexanone, Acetone, Chloroethane, 2-Butanone (MEK) and 4-Methyl-2-pentanone (MIBK). As indicated in the reference method, sample analysis may proceed; however, any detection or non-detection for the affected analyte(s) is considered estimated.

Method 8260C LL: The method blank for analytical batch 580-328926 contained Trichloroethene above the reporting limit (RL). Associated sample(s) were not re-extracted and/or re-analyzed because results were greater than 10X the value found in the method blank.

Methods 8260C LL, 8260D: The continuing calibration verification (CCV) associated with batch 580-329022 recovered above the upper control limit for Chlorobenzene, Chlorodibromomethane, o-Xylene, Styrene and Trichloroethene. The samples associated with this CCV were non-detects for the affected analytes; therefore, the data have been reported. The associated sample is impacted: (CCVIS 580-329022/3).

Methods 8260C LL, 8260D: The continuing calibration verification (CCV) associated with batch 580-329022 recovered outside acceptance criteria, low biased, for Chloromethane and Vinyl chloride. A reporting limit (RL) standard was analyzed, and the target analyte was detected. Since the associated samples were non-detect for this analyte, the data have been reported.

Methods 8260C LL, 8260D: The minimum response factor (RF) criteria for the continuing calibration verification (CCV) analyzed in batch 580-329022 was outside criteria for the following analyte(s): 2-Hexanone, 4-Methyl-2-pentanone, 2-Butanone, Acetone and Chloroethane.

# Case Narrative

Client: SCS Engineers  
Project/Site: Coupeville Solid Waste Facility Groundwa

Job ID: 580-94815-1

## Job ID: 580-94815-1 (Continued)

### Laboratory: Eurofins TestAmerica, Seattle (Continued)

As indicated in the reference method, sample analysis may proceed; however, any detection or non-detection for the affected analyte(s) is considered estimated.

Methods 8260C LL, 8260D: The continuing calibration verification (CCV) associated with batch 580-329263 recovered above the upper control limit for acetone. The samples associated with this CCV were non-detects for the affected analytes; therefore, the data have been reported.

Methods 8260C LL, 8260D: The laboratory control sample (LCS) and laboratory control sample duplicate (LCSD) for analytical batch 580-329263 recovered outside control limits for the following analytes: acetone. These analytes were biased high in the LCS and were not detected in the associated samples; therefore, the data have been reported.

Methods 8260C LL, 8260D: Surrogate recovery was outside control limits for the following sample: 0520-18 (580-94815-1), 0520-19 (580-94815-2), 0520-20 (580-94815-3), 0520-21 (580-94815-4), 0520-22 (580-94815-5) and (MB 580-329263/7). Bromofluorobenzene is not chemically associated with the reported analytes.

Methods 8260C LL, 8260D: The continuing calibration verification (CCV) associated with batch 580-329346 recovered above the upper control limit for Acetone. The samples associated with this CCV were non-detects for the affected analytes; therefore, the data have been reported. The associated samples are impacted: 0520-24 (580-94815-7), 0520-25 (580-94815-8), 0520-26 (580-94815-9), 0520-29 (580-94815-12) and (CCVIS 580-329346/3).

Method 8260C LL: The method blank for preparation batch 580-329346 contained Trichloroethene above the reporting limit (RL). None of the samples associated with this method blank contained the target compound; therefore, re-extraction and re-analysis of samples were not performed.

Methods 8260C LL, 8260D: The laboratory control sample (LCS) for analytical batch 580-329346 recovered outside control limits for the following analyte: Acetone. This analyte was biased high in the LCS and was not detected in the associated samples; therefore, the data have been reported.

Method 8260C LL: The RPD of the laboratory control sample (LCS) and laboratory control sample duplicate (LCSD) for analytical batch 580-329346 recovered outside control limits for the following analyte: Trichloroethene.

Method 8260C LL: The minimum response factor (RF) criteria for the continuing calibration verification (CCV) analyzed in batch 580-329532 was outside criteria for the following analytes: Chloroethane, Acetone, 4-Methyl-2-pentanone, 2-Hexanone and 2-Butanone (MEK). As indicated in the reference method, sample analysis may proceed; however, any detection or non-detection for the affected analyte(s) is considered estimated.

Method 8260C LL: The container used for reanalysis of the following samples contained headspace: 0520-24 (580-94815-7), 0520-25 (580-94815-8), 0520-26 (580-94815-9), 0520-29 (580-94815-12), 0520-30 (580-94815-13), 0520-31 (580-94815-14), 0520-33 (580-94815-15) and 0520-35 (580-94815-16). The method used for analysis requires that the sample does not contain headspace. Significant headspace is defined as a bubble greater than 6 mm in diameter.

Method 8260C LL: The following samples were reanalyzed due to carry over: 0520-18 (580-94815-1), 0520-19 (580-94815-2), 0520-20 (580-94815-3), 0520-21 (580-94815-4), 0520-22 (580-94815-5), 0520-31 (580-94815-14) and 0520-33 (580-94815-15).

Methods 8260C LL, 8260D: Surrogate recovery for the following sample was outside the upper control limit: 0520-18 (580-94815-1). This sample did not contain any target analytes; therefore, re-extraction and/or re-analysis was not performed.

No additional analytical or quality issues were noted, other than those described above or in the Definitions/Glossary page.

### Metals

No analytical or quality issues were noted, other than those described in the Definitions/Glossary page.

### General Chemistry

Method 300.0: The matrix spike / matrix spike duplicate (MS/MSD) recoveries for analytical batch 580-328834 were outside control limits. Sample matrix interference and/or non-homogeneity are suspected because the associated laboratory control sample (LCS) recovery was

# Case Narrative

Client: SCS Engineers  
Project/Site: Coupeville Solid Waste Facility Groundwa

Job ID: 580-94815-1

---

## Job ID: 580-94815-1 (Continued)

---

### Laboratory: Eurofins TestAmerica, Seattle (Continued)

within acceptance limits.

Method 350.1: The matrix spike / matrix spike duplicate (MS/MSD) recoveries for preparation batch 580-329397 and analytical batch 580-329398 were outside control limits. Sample matrix interference and/or non-homogeneity are suspected because the associated laboratory control sample (LCS) recovery was within acceptance limits.

Method SM 5220D: The sample duplicate (DUP) precision for preparation batch 580-328803 and analytical batch 580-328811 was outside control limits. Sample matrix interference is suspected.

Method SM 5310B: The matrix spike / matrix spike duplicate (MS/MSD) recoveries for analytical batch 580-329013 were outside control limits. Sample matrix interference and/or non-homogeneity are suspected because the associated laboratory control sample (LCS) recovery was within acceptance limits.

No additional analytical or quality issues were noted, other than those described above or in the Definitions/Glossary page.

### VOA Prep

No analytical or quality issues were noted, other than those described in the Definitions/Glossary page.



# Definitions/Glossary

Client: SCS Engineers  
Project/Site: Coupeville Solid Waste Facility Groundwa

Job ID: 580-94815-1

## Qualifiers

### GC/MS VOA

Qualifier	Qualifier Description
*	LCS or LCSD is outside acceptance limits.
*1	LCS/LCSD RPD exceeds control limits.
J	Result is less than the RL but greater than or equal to the MDL and the concentration is an approximate value.
X	Surrogate recovery exceeds control limits

### General Chemistry

Qualifier	Qualifier Description
F1	MS and/or MSD recovery exceeds control limits.

## Glossary

Abbreviation	These commonly used abbreviations may or may not be present in this report.
α	Listed under the "D" column to designate that the result is reported on a dry weight basis
%R	Percent Recovery
CFL	Contains Free Liquid
CNF	Contains No Free Liquid
DER	Duplicate Error Ratio (normalized absolute difference)
Dil Fac	Dilution Factor
DL	Detection Limit (DoD/DOE)
DL, RA, RE, IN	Indicates a Dilution, Re-analysis, Re-extraction, or additional Initial metals/anion analysis of the sample
DLC	Decision Level Concentration (Radiochemistry)
EDL	Estimated Detection Limit (Dioxin)
LOD	Limit of Detection (DoD/DOE)
LOQ	Limit of Quantitation (DoD/DOE)
MDA	Minimum Detectable Activity (Radiochemistry)
MDC	Minimum Detectable Concentration (Radiochemistry)
MDL	Method Detection Limit
ML	Minimum Level (Dioxin)
MQL	Method Quantitation Limit
NC	Not Calculated
ND	Not Detected at the reporting limit (or MDL or EDL if shown)
PQL	Practical Quantitation Limit
QC	Quality Control
RER	Relative Error Ratio (Radiochemistry)
RL	Reporting Limit or Requested Limit (Radiochemistry)
RPD	Relative Percent Difference, a measure of the relative difference between two points
TEF	Toxicity Equivalent Factor (Dioxin)
TEQ	Toxicity Equivalent Quotient (Dioxin)

# Client Sample Results

Client: SCS Engineers  
 Project/Site: Coupeville Solid Waste Facility Groundwa

Job ID: 580-94815-1

**Client Sample ID: 0520-18**

**Lab Sample ID: 580-94815-1**

Date Collected: 05/19/20 10:35

Matrix: Water

Date Received: 05/20/20 15:15

**Method: 8260C LL - Volatile Organic Compounds by GC/MS**

Analyte	Result	Qualifier	RL	MDL	Unit	D	Prepared	Analyzed	Dil Fac
1,1,1,2-Tetrachloroethane	ND		0.30		ug/L			05/22/20 07:02	1
1,1,1-Trichloroethane	ND		0.20		ug/L			05/22/20 07:02	1
1,1,2,2-Tetrachloroethane	ND		0.20		ug/L			05/22/20 07:02	1
1,1,2-Trichloroethane	ND		0.20		ug/L			05/22/20 07:02	1
1,1-Dichloroethane	ND		0.20		ug/L			05/22/20 07:02	1
1,1-Dichloroethene	ND		0.20		ug/L			05/22/20 07:02	1
1,2,3-Trichloropropane	ND		0.20		ug/L			05/22/20 07:02	1
1,2-Dibromo-3-Chloropropane	ND		2.0		ug/L			05/22/20 07:02	1
1,2-Dibromoethane	ND		0.10		ug/L			05/22/20 07:02	1
1,2-Dichlorobenzene	ND		0.30		ug/L			05/22/20 07:02	1
1,2-Dichloroethane	ND		0.20		ug/L			05/22/20 07:02	1
1,2-Dichloropropane	ND		0.20		ug/L			05/22/20 07:02	1
1,4-Dichlorobenzene	ND		0.30		ug/L			05/22/20 07:02	1
2-Butanone	ND	*1	10		ug/L			05/22/20 07:02	1
2-Hexanone	ND		3.0		ug/L			05/22/20 07:02	1
4-Methyl-2-pentanone	ND		10		ug/L			05/22/20 07:02	1
Acrylonitrile	ND		10		ug/L			05/22/20 07:02	1
Benzene	ND		0.20		ug/L			05/22/20 07:02	1
Bromochloromethane	ND		0.20		ug/L			05/22/20 07:02	1
Bromodichloromethane	ND		0.20		ug/L			05/22/20 07:02	1
Bromoform	ND		0.50		ug/L			05/22/20 07:02	1
Bromomethane	ND		0.50		ug/L			05/22/20 07:02	1
Carbon disulfide	ND		0.30		ug/L			05/22/20 07:02	1
Carbon tetrachloride	ND		0.20		ug/L			05/22/20 07:02	1
Chlorobenzene	ND		0.20		ug/L			05/22/20 07:02	1
Chloroethane	ND		0.50		ug/L			05/22/20 07:02	1
Chloroform	ND		0.20		ug/L			05/22/20 07:02	1
Chloromethane	ND		0.50		ug/L			05/22/20 07:02	1
cis-1,2-Dichloroethene	ND		0.20		ug/L			05/22/20 07:02	1
cis-1,3-Dichloropropene	ND		0.20		ug/L			05/22/20 07:02	1
Dibromochloromethane	ND		0.20		ug/L			05/22/20 07:02	1
Dibromomethane	ND		0.20		ug/L			05/22/20 07:02	1
Ethylbenzene	ND		0.20		ug/L			05/22/20 07:02	1
m,p-Xylene	ND		0.50		ug/L			05/22/20 07:02	1
Methyl iodide	ND		0.50		ug/L			05/22/20 07:02	1
Methylene Chloride	ND		5.0		ug/L			05/22/20 07:02	1
o-Xylene	ND		0.50		ug/L			05/22/20 07:02	1
Styrene	ND		1.0		ug/L			05/22/20 07:02	1
Tetrachloroethene	ND		0.50		ug/L			05/22/20 07:02	1
Toluene	ND		0.20		ug/L			05/22/20 07:02	1
trans-1,2-Dichloroethene	ND		0.20		ug/L			05/22/20 07:02	1
trans-1,3-Dichloropropene	ND		0.20		ug/L			05/22/20 07:02	1
trans-1,4-Dichloro-2-butene	ND		2.0		ug/L			05/22/20 07:02	1
Trichloroethene	ND		0.20		ug/L			05/22/20 07:02	1
Trichlorofluoromethane	ND		0.50		ug/L			05/22/20 07:02	1
Vinyl acetate	ND		2.0		ug/L			05/22/20 07:02	1
Vinyl chloride	ND		0.020		ug/L			05/22/20 07:02	1

Surrogate	%Recovery	Qualifier	Limits	Prepared	Analyzed	Dil Fac
1,2-Dichloroethane-d4 (Surr)	114		80 - 120		05/22/20 07:02	1

Eurofins TestAmerica, Seattle

# Client Sample Results

Client: SCS Engineers  
 Project/Site: Coupeville Solid Waste Facility Groundwa

Job ID: 580-94815-1

**Client Sample ID: 0520-18**

**Lab Sample ID: 580-94815-1**

Date Collected: 05/19/20 10:35

Matrix: Water

Date Received: 05/20/20 15:15

**Method: 8260C LL - Volatile Organic Compounds by GC/MS (Continued)**

Surrogate	%Recovery	Qualifier	Limits	Prepared	Analyzed	Dil Fac
4-Bromofluorobenzene (Surr)	93		80 - 120		05/22/20 07:02	1
Dibromofluoromethane (Surr)	122	X	80 - 120		05/22/20 07:02	1
Toluene-d8 (Surr)	98		80 - 120		05/22/20 07:02	1

**Method: 8260C LL - Volatile Organic Compounds by GC/MS - RA**

Analyte	Result	Qualifier	RL	MDL	Unit	D	Prepared	Analyzed	Dil Fac
Acetone	ND	*	10		ug/L			05/28/20 16:43	1

Surrogate	%Recovery	Qualifier	Limits	Prepared	Analyzed	Dil Fac
1,2-Dichloroethane-d4 (Surr)	97		80 - 120		05/28/20 16:43	1
4-Bromofluorobenzene (Surr)	72	X	80 - 120		05/28/20 16:43	1
Dibromofluoromethane (Surr)	108		80 - 120		05/28/20 16:43	1
Toluene-d8 (Surr)	102		80 - 120		05/28/20 16:43	1

**Method: 6010C - Metals (ICP) - Dissolved**

Analyte	Result	Qualifier	RL	MDL	Unit	D	Prepared	Analyzed	Dil Fac
Calcium	56		1.1		mg/L		05/21/20 07:56	05/21/20 14:09	1
Iron	ND		0.30		mg/L		05/21/20 07:56	05/21/20 14:09	1
Magnesium	70		1.1		mg/L		05/21/20 07:56	05/21/20 14:09	1
Manganese	0.13		0.020		mg/L		05/21/20 07:56	05/21/20 14:09	1
Potassium	9.3		3.3		mg/L		05/21/20 07:56	05/21/20 14:09	1
Sodium	41		2.0		mg/L		05/21/20 07:56	05/21/20 14:09	1

**Method: 6020A - Metals (ICP/MS) - Total Recoverable**

Analyte	Result	Qualifier	RL	MDL	Unit	D	Prepared	Analyzed	Dil Fac
Antimony	ND		0.00080		mg/L		05/21/20 08:15	05/22/20 11:42	1
Arsenic	0.0084		0.0010		mg/L		05/21/20 08:15	05/22/20 11:42	1
Barium	0.061		0.0012		mg/L		05/21/20 08:15	05/22/20 11:42	1
Beryllium	ND		0.00040		mg/L		05/21/20 08:15	05/22/20 11:42	1
Cadmium	ND		0.00080		mg/L		05/21/20 08:15	05/22/20 11:42	1
Chromium	ND		0.00080		mg/L		05/21/20 08:15	05/22/20 11:42	1
Cobalt	ND		0.00040		mg/L		05/21/20 08:15	05/22/20 11:42	1
Copper	ND		0.0020		mg/L		05/21/20 08:15	05/22/20 11:42	1
Lead	ND		0.00080		mg/L		05/21/20 08:15	05/22/20 11:42	1
Nickel	ND		0.0030		mg/L		05/21/20 08:15	05/22/20 11:42	1
Selenium	ND		0.0080		mg/L		05/21/20 08:15	05/22/20 11:42	1
Silver	ND		0.00040		mg/L		05/21/20 08:15	05/22/20 11:42	1
Thallium	ND		0.0010		mg/L		05/21/20 08:15	05/22/20 11:42	1
Vanadium	ND		0.0040		mg/L		05/21/20 08:15	05/22/20 11:42	1
Zinc	ND		0.0070		mg/L		05/21/20 08:15	05/22/20 11:42	1

**General Chemistry**

Analyte	Result	Qualifier	RL	MDL	Unit	D	Prepared	Analyzed	Dil Fac
Fluoride	ND		0.20		mg/L			05/21/20 00:26	1
Nitrate Nitrite as N	ND		0.40		mg/L			05/21/20 00:26	1
Chloride	66	F1	0.90		mg/L			05/21/20 00:26	1
Sulfate	39		1.2		mg/L			05/21/20 00:26	1
Ammonia	ND		0.50		mg/L		05/29/20 09:30	05/29/20 09:32	1
Total Organic Carbon	35	F1	1.5		mg/L			05/23/20 00:10	1

Eurofins TestAmerica, Seattle

# Client Sample Results

Client: SCS Engineers  
Project/Site: Coupeville Solid Waste Facility Groundwa

Job ID: 580-94815-1

**Client Sample ID: 0520-18**  
**Date Collected: 05/19/20 10:35**  
**Date Received: 05/20/20 15:15**

**Lab Sample ID: 580-94815-1**  
**Matrix: Water**

Analyte	Result	Qualifier	RL	RL	Unit	D	Prepared	Analyzed	Dil Fac
<b>Alkalinity</b>	<b>380</b>		5.0		mg/L			05/22/20 08:52	1
<b>Bicarbonate Alkalinity as CaCO3</b>	<b>380</b>		5.0		mg/L			05/22/20 08:52	1
Carbonate Alkalinity as CaCO3	ND		5.0		mg/L			05/22/20 08:52	1
Hydroxide Alkalinity as CaCO3	ND		5.0		mg/L			05/22/20 08:52	1
<b>Total Dissolved Solids</b>	<b>420</b>		10		mg/L			05/21/20 14:11	1
Chemical Oxygen Demand	ND		10		mg/L		05/21/20 11:08	05/21/20 12:08	1

# Client Sample Results

Client: SCS Engineers  
 Project/Site: Coupeville Solid Waste Facility Groundwa

Job ID: 580-94815-1

**Client Sample ID: 0520-19**

**Lab Sample ID: 580-94815-2**

Date Collected: 05/19/20 10:01

Matrix: Water

Date Received: 05/20/20 15:15

**Method: 8260C LL - Volatile Organic Compounds by GC/MS**

Analyte	Result	Qualifier	RL	MDL	Unit	D	Prepared	Analyzed	Dil Fac
1,1,1,2-Tetrachloroethane	ND		0.30		ug/L			05/22/20 06:35	1
1,1,1-Trichloroethane	ND		0.20		ug/L			05/22/20 06:35	1
1,1,2,2-Tetrachloroethane	ND		0.20		ug/L			05/22/20 06:35	1
1,1,2-Trichloroethane	ND		0.20		ug/L			05/22/20 06:35	1
1,1-Dichloroethane	ND		0.20		ug/L			05/22/20 06:35	1
1,1-Dichloroethene	ND		0.20		ug/L			05/22/20 06:35	1
1,2,3-Trichloropropane	ND		0.20		ug/L			05/22/20 06:35	1
1,2-Dibromo-3-Chloropropane	ND		2.0		ug/L			05/22/20 06:35	1
1,2-Dibromoethane	ND		0.10		ug/L			05/22/20 06:35	1
1,2-Dichlorobenzene	ND		0.30		ug/L			05/22/20 06:35	1
1,2-Dichloroethane	ND		0.20		ug/L			05/22/20 06:35	1
1,2-Dichloropropane	ND		0.20		ug/L			05/22/20 06:35	1
1,4-Dichlorobenzene	ND		0.30		ug/L			05/22/20 06:35	1
2-Butanone	ND	*1	10		ug/L			05/22/20 06:35	1
2-Hexanone	ND		3.0		ug/L			05/22/20 06:35	1
4-Methyl-2-pentanone	ND		10		ug/L			05/22/20 06:35	1
Acrylonitrile	ND		10		ug/L			05/22/20 06:35	1
Benzene	ND		0.20		ug/L			05/22/20 06:35	1
Bromochloromethane	ND		0.20		ug/L			05/22/20 06:35	1
Bromodichloromethane	ND		0.20		ug/L			05/22/20 06:35	1
Bromoform	ND		0.50		ug/L			05/22/20 06:35	1
Bromomethane	ND		0.50		ug/L			05/22/20 06:35	1
Carbon disulfide	ND		0.30		ug/L			05/22/20 06:35	1
Carbon tetrachloride	ND		0.20		ug/L			05/22/20 06:35	1
Chlorobenzene	ND		0.20		ug/L			05/22/20 06:35	1
Chloroethane	ND		0.50		ug/L			05/22/20 06:35	1
Chloroform	ND		0.20		ug/L			05/22/20 06:35	1
Chloromethane	ND		0.50		ug/L			05/22/20 06:35	1
cis-1,2-Dichloroethene	ND		0.20		ug/L			05/22/20 06:35	1
cis-1,3-Dichloropropene	ND		0.20		ug/L			05/22/20 06:35	1
Dibromochloromethane	ND		0.20		ug/L			05/22/20 06:35	1
Dibromomethane	ND		0.20		ug/L			05/22/20 06:35	1
Ethylbenzene	ND		0.20		ug/L			05/22/20 06:35	1
m,p-Xylene	ND		0.50		ug/L			05/22/20 06:35	1
Methyl iodide	ND		0.50		ug/L			05/22/20 06:35	1
Methylene Chloride	ND		5.0		ug/L			05/22/20 06:35	1
o-Xylene	ND		0.50		ug/L			05/22/20 06:35	1
Styrene	ND		1.0		ug/L			05/22/20 06:35	1
Tetrachloroethene	ND		0.50		ug/L			05/22/20 06:35	1
Toluene	ND		0.20		ug/L			05/22/20 06:35	1
trans-1,2-Dichloroethene	ND		0.20		ug/L			05/22/20 06:35	1
trans-1,3-Dichloropropene	ND		0.20		ug/L			05/22/20 06:35	1
trans-1,4-Dichloro-2-butene	ND		2.0		ug/L			05/22/20 06:35	1
Trichloroethene	ND		0.20		ug/L			05/22/20 06:35	1
Trichlorofluoromethane	ND		0.50		ug/L			05/22/20 06:35	1
Vinyl acetate	ND		2.0		ug/L			05/22/20 06:35	1
Vinyl chloride	ND		0.020		ug/L			05/22/20 06:35	1

Surrogate	%Recovery	Qualifier	Limits	Prepared	Analyzed	Dil Fac
1,2-Dichloroethane-d4 (Surr)	106		80 - 120		05/22/20 06:35	1

Eurofins TestAmerica, Seattle

# Client Sample Results

Client: SCS Engineers  
 Project/Site: Coupeville Solid Waste Facility Groundwa

Job ID: 580-94815-1

**Client Sample ID: 0520-19**

**Lab Sample ID: 580-94815-2**

Date Collected: 05/19/20 10:01

Matrix: Water

Date Received: 05/20/20 15:15

**Method: 8260C LL - Volatile Organic Compounds by GC/MS (Continued)**

Surrogate	%Recovery	Qualifier	Limits	Prepared	Analyzed	Dil Fac
4-Bromofluorobenzene (Surr)	91		80 - 120		05/22/20 06:35	1
Dibromofluoromethane (Surr)	105		80 - 120		05/22/20 06:35	1
Toluene-d8 (Surr)	100		80 - 120		05/22/20 06:35	1

**Method: 8260C LL - Volatile Organic Compounds by GC/MS - RA**

Analyte	Result	Qualifier	RL	MDL	Unit	D	Prepared	Analyzed	Dil Fac
Acetone	ND	*	10		ug/L			05/28/20 17:10	1

Surrogate	%Recovery	Qualifier	Limits	Prepared	Analyzed	Dil Fac
1,2-Dichloroethane-d4 (Surr)	95		80 - 120		05/28/20 17:10	1
4-Bromofluorobenzene (Surr)	71	X	80 - 120		05/28/20 17:10	1
Dibromofluoromethane (Surr)	106		80 - 120		05/28/20 17:10	1
Toluene-d8 (Surr)	102		80 - 120		05/28/20 17:10	1

**Method: 6010C - Metals (ICP) - Dissolved**

Analyte	Result	Qualifier	RL	MDL	Unit	D	Prepared	Analyzed	Dil Fac
Calcium	120		1.1		mg/L		05/21/20 07:56	05/21/20 14:34	1
Iron	ND		0.30		mg/L		05/21/20 07:56	05/21/20 14:34	1
Magnesium	92		1.1		mg/L		05/21/20 07:56	05/21/20 14:34	1
Manganese	0.16		0.020		mg/L		05/21/20 07:56	05/21/20 14:34	1
Potassium	9.9		3.3		mg/L		05/21/20 07:56	05/21/20 14:34	1
Sodium	47		2.0		mg/L		05/21/20 07:56	05/21/20 14:34	1

**Method: 6020A - Metals (ICP/MS) - Total Recoverable**

Analyte	Result	Qualifier	RL	MDL	Unit	D	Prepared	Analyzed	Dil Fac
Antimony	ND		0.00080		mg/L		05/21/20 08:15	05/22/20 12:17	1
Arsenic	0.0034		0.0010		mg/L		05/21/20 08:15	05/22/20 12:17	1
Barium	0.085		0.0012		mg/L		05/21/20 08:15	05/22/20 12:17	1
Beryllium	ND		0.00040		mg/L		05/21/20 08:15	05/22/20 12:17	1
Cadmium	ND		0.00080		mg/L		05/21/20 08:15	05/22/20 12:17	1
Chromium	ND		0.00080		mg/L		05/21/20 08:15	05/22/20 12:17	1
Cobalt	ND		0.00040		mg/L		05/21/20 08:15	05/22/20 12:17	1
Copper	ND		0.0020		mg/L		05/21/20 08:15	05/22/20 12:17	1
Lead	ND		0.00080		mg/L		05/21/20 08:15	05/22/20 12:17	1
Nickel	0.0088		0.0030		mg/L		05/21/20 08:15	05/22/20 12:17	1
Selenium	ND		0.0080		mg/L		05/21/20 08:15	05/22/20 12:17	1
Silver	ND		0.00040		mg/L		05/21/20 08:15	05/22/20 12:17	1
Thallium	ND		0.0010		mg/L		05/21/20 08:15	05/22/20 12:17	1
Vanadium	0.0040		0.0040		mg/L		05/21/20 08:15	05/22/20 12:17	1
Zinc	0.0073		0.0070		mg/L		05/21/20 08:15	05/22/20 12:17	1

**General Chemistry**

Analyte	Result	Qualifier	RL	MDL	Unit	D	Prepared	Analyzed	Dil Fac
Fluoride	ND		0.20		mg/L			05/21/20 01:01	1
Nitrate Nitrite as N	0.91		0.40		mg/L			05/21/20 01:01	1
Chloride	95		0.90		mg/L			05/21/20 01:01	1
Sulfate	75		1.2		mg/L			05/21/20 01:01	1
Ammonia	ND		0.50		mg/L		05/29/20 09:30	05/29/20 09:32	1
Total Organic Carbon	56		1.5		mg/L			05/23/20 01:14	1

Eurofins TestAmerica, Seattle

# Client Sample Results

Client: SCS Engineers  
 Project/Site: Coupeville Solid Waste Facility Groundwa

Job ID: 580-94815-1

**Client Sample ID: 0520-19**  
**Date Collected: 05/19/20 10:01**  
**Date Received: 05/20/20 15:15**

**Lab Sample ID: 580-94815-2**  
**Matrix: Water**

Analyte	Result	Qualifier	RL	RL	Unit	D	Prepared	Analyzed	Dil Fac
<b>Alkalinity</b>	<b>550</b>		5.0		mg/L			05/22/20 08:52	1
<b>Bicarbonate Alkalinity as CaCO3</b>	<b>550</b>		5.0		mg/L			05/22/20 08:52	1
Carbonate Alkalinity as CaCO3	ND		5.0		mg/L			05/22/20 08:52	1
Hydroxide Alkalinity as CaCO3	ND		5.0		mg/L			05/22/20 08:52	1
<b>Total Dissolved Solids</b>	<b>730</b>		10		mg/L			05/21/20 14:11	1
Chemical Oxygen Demand	ND		10		mg/L		05/21/20 11:08	05/21/20 12:08	1

# Client Sample Results

Client: SCS Engineers  
 Project/Site: Coupeville Solid Waste Facility Groundwa

Job ID: 580-94815-1

**Client Sample ID: 0520-20**

**Lab Sample ID: 580-94815-3**

Date Collected: 05/19/20 11:45

Matrix: Water

Date Received: 05/20/20 15:15

**Method: 8260C LL - Volatile Organic Compounds by GC/MS**

Analyte	Result	Qualifier	RL	MDL	Unit	D	Prepared	Analyzed	Dil Fac
1,1,1,2-Tetrachloroethane	ND		0.30		ug/L			05/24/20 23:36	1
<b>1,1,1-Trichloroethane</b>	<b>0.64</b>		0.20		ug/L			05/24/20 23:36	1
1,1,2,2-Tetrachloroethane	ND		0.20		ug/L			05/24/20 23:36	1
1,1,2-Trichloroethane	ND		0.20		ug/L			05/24/20 23:36	1
<b>1,1-Dichloroethane</b>	<b>3.0</b>		0.20		ug/L			05/24/20 23:36	1
1,1-Dichloroethene	ND		0.20		ug/L			05/24/20 23:36	1
1,2,3-Trichloropropane	ND		0.20		ug/L			05/24/20 23:36	1
1,2-Dibromo-3-Chloropropane	ND		2.0		ug/L			05/24/20 23:36	1
1,2-Dibromoethane	ND		0.10		ug/L			05/24/20 23:36	1
1,2-Dichlorobenzene	ND		0.30		ug/L			05/24/20 23:36	1
1,2-Dichloroethane	ND		0.20		ug/L			05/24/20 23:36	1
1,2-Dichloropropane	ND		0.20		ug/L			05/24/20 23:36	1
1,4-Dichlorobenzene	ND		0.30		ug/L			05/24/20 23:36	1
2-Butanone	ND		10		ug/L			05/24/20 23:36	1
2-Hexanone	ND		3.0		ug/L			05/24/20 23:36	1
4-Methyl-2-pentanone	ND		10		ug/L			05/24/20 23:36	1
Acetone	ND		10		ug/L			05/24/20 23:36	1
Acrylonitrile	ND		10		ug/L			05/24/20 23:36	1
Benzene	ND		0.20		ug/L			05/24/20 23:36	1
Bromochloromethane	ND		0.20		ug/L			05/24/20 23:36	1
Bromodichloromethane	ND		0.20		ug/L			05/24/20 23:36	1
Bromoform	ND		0.50		ug/L			05/24/20 23:36	1
Bromomethane	ND		0.50		ug/L			05/24/20 23:36	1
Carbon disulfide	ND		0.30		ug/L			05/24/20 23:36	1
Carbon tetrachloride	ND		0.20		ug/L			05/24/20 23:36	1
Chlorobenzene	ND		0.20		ug/L			05/24/20 23:36	1
Chloroethane	ND		0.50		ug/L			05/24/20 23:36	1
Chloroform	ND		0.20		ug/L			05/24/20 23:36	1
Chloromethane	ND		0.50		ug/L			05/24/20 23:36	1
cis-1,3-Dichloropropene	ND		0.20		ug/L			05/24/20 23:36	1
Dibromochloromethane	ND		0.20		ug/L			05/24/20 23:36	1
Dibromomethane	ND		0.20		ug/L			05/24/20 23:36	1
Ethylbenzene	ND		0.20		ug/L			05/24/20 23:36	1
m,p-Xylene	ND		0.50		ug/L			05/24/20 23:36	1
Methyl iodide	ND		0.50		ug/L			05/24/20 23:36	1
Methylene Chloride	ND		5.0		ug/L			05/24/20 23:36	1
o-Xylene	ND		0.50		ug/L			05/24/20 23:36	1
Styrene	ND		1.0		ug/L			05/24/20 23:36	1
Tetrachloroethene	ND		0.50		ug/L			05/24/20 23:36	1
Toluene	ND		0.20		ug/L			05/24/20 23:36	1
trans-1,2-Dichloroethene	ND		0.20		ug/L			05/24/20 23:36	1
trans-1,3-Dichloropropene	ND		0.20		ug/L			05/24/20 23:36	1
trans-1,4-Dichloro-2-butene	ND		2.0		ug/L			05/24/20 23:36	1
<b>Trichlorofluoromethane</b>	<b>86</b>		0.50		ug/L			05/24/20 23:36	1
Vinyl acetate	ND		2.0		ug/L			05/24/20 23:36	1

Surrogate	%Recovery	Qualifier	Limits	Prepared	Analyzed	Dil Fac
1,2-Dichloroethane-d4 (Surr)	98		80 - 120		05/24/20 23:36	1
4-Bromofluorobenzene (Surr)	104		80 - 120		05/24/20 23:36	1
Dibromofluoromethane (Surr)	98		80 - 120		05/24/20 23:36	1

Eurofins TestAmerica, Seattle

# Client Sample Results

Client: SCS Engineers  
Project/Site: Coupeville Solid Waste Facility Groundwa

Job ID: 580-94815-1

**Client Sample ID: 0520-20**

**Lab Sample ID: 580-94815-3**

Date Collected: 05/19/20 11:45

Matrix: Water

Date Received: 05/20/20 15:15

## Method: 8260C LL - Volatile Organic Compounds by GC/MS (Continued)

Surrogate	%Recovery	Qualifier	Limits	Prepared	Analyzed	Dil Fac
Toluene-d8 (Surr)	98		80 - 120		05/24/20 23:36	1
Trifluorotoluene (Surr)					05/24/20 23:36	1

## Method: 8260C LL - Volatile Organic Compounds by GC/MS - RA

Analyte	Result	Qualifier	RL	MDL	Unit	D	Prepared	Analyzed	Dil Fac
cis-1,2-Dichloroethene	ND		0.20		ug/L			05/28/20 17:36	1
Trichloroethene	ND		0.20		ug/L			06/01/20 17:03	1
<b>Vinyl chloride</b>	<b>3.0</b>		0.020		ug/L			06/01/20 17:03	1

Surrogate	%Recovery	Qualifier	Limits	Prepared	Analyzed	Dil Fac
1,2-Dichloroethane-d4 (Surr)	90		80 - 120		05/28/20 17:36	1
1,2-Dichloroethane-d4 (Surr)	105		80 - 120		06/01/20 17:03	1
4-Bromofluorobenzene (Surr)	70	X	80 - 120		05/28/20 17:36	1
4-Bromofluorobenzene (Surr)	99		80 - 120		06/01/20 17:03	1
Dibromofluoromethane (Surr)	101		80 - 120		05/28/20 17:36	1
Dibromofluoromethane (Surr)	99		80 - 120		06/01/20 17:03	1
Toluene-d8 (Surr)	103		80 - 120		05/28/20 17:36	1
Toluene-d8 (Surr)	99		80 - 120		06/01/20 17:03	1

## Method: 6010C - Metals (ICP) - Dissolved

Analyte	Result	Qualifier	RL	MDL	Unit	D	Prepared	Analyzed	Dil Fac
<b>Calcium</b>	<b>260</b>		1.1		mg/L		05/21/20 07:56	05/21/20 14:38	1
Iron	ND		0.30		mg/L		05/21/20 07:56	05/21/20 14:38	1
<b>Magnesium</b>	<b>110</b>		1.1		mg/L		05/21/20 07:56	05/21/20 14:38	1
<b>Manganese</b>	<b>0.74</b>		0.020		mg/L		05/21/20 07:56	05/21/20 14:38	1
<b>Potassium</b>	<b>9.3</b>		3.3		mg/L		05/21/20 07:56	05/21/20 14:38	1
<b>Sodium</b>	<b>36</b>		2.0		mg/L		05/21/20 07:56	05/21/20 14:38	1

## Method: 6020A - Metals (ICP/MS) - Total Recoverable

Analyte	Result	Qualifier	RL	MDL	Unit	D	Prepared	Analyzed	Dil Fac
Antimony	ND		0.00080		mg/L		05/21/20 08:15	05/22/20 12:20	1
<b>Arsenic</b>	<b>0.0019</b>		0.0010		mg/L		05/21/20 08:15	05/22/20 12:20	1
<b>Barium</b>	<b>0.063</b>		0.0012		mg/L		05/21/20 08:15	05/22/20 12:20	1
Beryllium	ND		0.00040		mg/L		05/21/20 08:15	05/22/20 12:20	1
Cadmium	ND		0.00080		mg/L		05/21/20 08:15	05/22/20 12:20	1
Chromium	ND		0.00080		mg/L		05/21/20 08:15	05/22/20 12:20	1
<b>Cobalt</b>	<b>0.0028</b>		0.00040		mg/L		05/21/20 08:15	05/22/20 12:20	1
Copper	ND		0.0020		mg/L		05/21/20 08:15	05/22/20 12:20	1
Lead	ND		0.00080		mg/L		05/21/20 08:15	05/22/20 12:20	1
<b>Nickel</b>	<b>0.026</b>		0.0030		mg/L		05/21/20 08:15	05/22/20 12:20	1
Selenium	ND		0.0080		mg/L		05/21/20 08:15	05/22/20 12:20	1
Silver	ND		0.00040		mg/L		05/21/20 08:15	05/22/20 12:20	1
Thallium	ND		0.0010		mg/L		05/21/20 08:15	05/22/20 12:20	1
<b>Vanadium</b>	<b>0.0046</b>		0.0040		mg/L		05/21/20 08:15	05/22/20 12:20	1
Zinc	ND		0.0070		mg/L		05/21/20 08:15	05/22/20 12:20	1

## General Chemistry

Analyte	Result	Qualifier	RL	MDL	Unit	D	Prepared	Analyzed	Dil Fac
Fluoride	ND		0.20		mg/L			05/21/20 01:12	1
Nitrate Nitrite as N	ND		0.40		mg/L			05/21/20 01:12	1

Eurofins TestAmerica, Seattle

# Client Sample Results

Client: SCS Engineers  
 Project/Site: Coupeville Solid Waste Facility Groundwa

Job ID: 580-94815-1

**Client Sample ID: 0520-20**

**Lab Sample ID: 580-94815-3**

Date Collected: 05/19/20 11:45

Matrix: Water

Date Received: 05/20/20 15:15

## General Chemistry (Continued)

Analyte	Result	Qualifier	RL	MDL	Unit	D	Prepared	Analyzed	Dil Fac
Chloride	50		0.90		mg/L			05/21/20 01:12	1
Sulfate	240		12		mg/L			05/21/20 10:07	10
Ammonia	ND		0.50		mg/L		05/29/20 09:30	05/29/20 09:32	1
Total Organic Carbon	36		7.5		mg/L			05/30/20 11:01	5
Analyte	Result	Qualifier	RL	RL	Unit	D	Prepared	Analyzed	Dil Fac
Alkalinity	800		5.0		mg/L			05/22/20 08:52	1
Bicarbonate Alkalinity as CaCO3	800		5.0		mg/L			05/22/20 08:52	1
Carbonate Alkalinity as CaCO3	ND		5.0		mg/L			05/22/20 08:52	1
Hydroxide Alkalinity as CaCO3	ND		5.0		mg/L			05/22/20 08:52	1
Total Dissolved Solids	1100		10		mg/L			05/21/20 14:11	1
Chemical Oxygen Demand	48		10		mg/L		05/21/20 11:08	05/21/20 12:08	1

# Client Sample Results

Client: SCS Engineers  
 Project/Site: Coupeville Solid Waste Facility Groundwa

Job ID: 580-94815-1

**Client Sample ID: 0520-21**

**Lab Sample ID: 580-94815-4**

**Date Collected: 05/19/20 10:54**

**Matrix: Water**

**Date Received: 05/20/20 15:15**

**Method: 8260C LL - Volatile Organic Compounds by GC/MS**

Analyte	Result	Qualifier	RL	MDL	Unit	D	Prepared	Analyzed	Dil Fac
1,1,1,2-Tetrachloroethane	ND		0.30		ug/L			05/24/20 23:10	1
1,1,1-Trichloroethane	ND		0.20		ug/L			05/24/20 23:10	1
1,1,2,2-Tetrachloroethane	ND		0.20		ug/L			05/24/20 23:10	1
1,1,2-Trichloroethane	ND		0.20		ug/L			05/24/20 23:10	1
1,1-Dichloroethane	ND		0.20		ug/L			05/24/20 23:10	1
1,1-Dichloroethene	ND		0.20		ug/L			05/24/20 23:10	1
1,2,3-Trichloropropane	ND		0.20		ug/L			05/24/20 23:10	1
1,2-Dibromo-3-Chloropropane	ND		2.0		ug/L			05/24/20 23:10	1
1,2-Dibromoethane	ND		0.10		ug/L			05/24/20 23:10	1
1,2-Dichlorobenzene	ND		0.30		ug/L			05/24/20 23:10	1
1,2-Dichloroethane	ND		0.20		ug/L			05/24/20 23:10	1
1,2-Dichloropropane	ND		0.20		ug/L			05/24/20 23:10	1
1,4-Dichlorobenzene	ND		0.30		ug/L			05/24/20 23:10	1
2-Butanone	ND		10		ug/L			05/24/20 23:10	1
2-Hexanone	ND		3.0		ug/L			05/24/20 23:10	1
4-Methyl-2-pentanone	ND		10		ug/L			05/24/20 23:10	1
Acetone	ND		10		ug/L			05/24/20 23:10	1
Acrylonitrile	ND		10		ug/L			05/24/20 23:10	1
Benzene	ND		0.20		ug/L			05/24/20 23:10	1
Bromochloromethane	ND		0.20		ug/L			05/24/20 23:10	1
Bromodichloromethane	ND		0.20		ug/L			05/24/20 23:10	1
Bromoform	ND		0.50		ug/L			05/24/20 23:10	1
Bromomethane	ND		0.50		ug/L			05/24/20 23:10	1
Carbon disulfide	ND		0.30		ug/L			05/24/20 23:10	1
Carbon tetrachloride	ND		0.20		ug/L			05/24/20 23:10	1
Chlorobenzene	ND		0.20		ug/L			05/24/20 23:10	1
Chloroethane	ND		0.50		ug/L			05/24/20 23:10	1
Chloroform	ND		0.20		ug/L			05/24/20 23:10	1
Chloromethane	ND		0.50		ug/L			05/24/20 23:10	1
cis-1,3-Dichloropropene	ND		0.20		ug/L			05/24/20 23:10	1
Dibromochloromethane	ND		0.20		ug/L			05/24/20 23:10	1
Dibromomethane	ND		0.20		ug/L			05/24/20 23:10	1
Ethylbenzene	ND		0.20		ug/L			05/24/20 23:10	1
m,p-Xylene	ND		0.50		ug/L			05/24/20 23:10	1
Methyl iodide	ND		0.50		ug/L			05/24/20 23:10	1
Methylene Chloride	ND		5.0		ug/L			05/24/20 23:10	1
o-Xylene	ND		0.50		ug/L			05/24/20 23:10	1
Styrene	ND		1.0		ug/L			05/24/20 23:10	1
Tetrachloroethene	ND		0.50		ug/L			05/24/20 23:10	1
Toluene	ND		0.20		ug/L			05/24/20 23:10	1
trans-1,2-Dichloroethene	ND		0.20		ug/L			05/24/20 23:10	1
trans-1,3-Dichloropropene	ND		0.20		ug/L			05/24/20 23:10	1
trans-1,4-Dichloro-2-butene	ND		2.0		ug/L			05/24/20 23:10	1
Trichlorofluoromethane	ND		0.50		ug/L			05/24/20 23:10	1
Vinyl acetate	ND		2.0		ug/L			05/24/20 23:10	1
Vinyl chloride	ND		0.020		ug/L			05/24/20 23:10	1

Surrogate	%Recovery	Qualifier	Limits	Prepared	Analyzed	Dil Fac
1,2-Dichloroethane-d4 (Surr)	98		80 - 120		05/24/20 23:10	1
4-Bromofluorobenzene (Surr)	104		80 - 120		05/24/20 23:10	1

Eurofins TestAmerica, Seattle

# Client Sample Results

Client: SCS Engineers  
 Project/Site: Coupeville Solid Waste Facility Groundwa

Job ID: 580-94815-1

**Client Sample ID: 0520-21**

**Lab Sample ID: 580-94815-4**

Date Collected: 05/19/20 10:54

Matrix: Water

Date Received: 05/20/20 15:15

### Method: 8260C LL - Volatile Organic Compounds by GC/MS (Continued)

Surrogate	%Recovery	Qualifier	Limits	Prepared	Analyzed	Dil Fac
Dibromofluoromethane (Surr)	97		80 - 120		05/24/20 23:10	1
Toluene-d8 (Surr)	97		80 - 120		05/24/20 23:10	1
Trifluorotoluene (Surr)					05/24/20 23:10	1

### Method: 8260C LL - Volatile Organic Compounds by GC/MS - RA

Analyte	Result	Qualifier	RL	MDL	Unit	D	Prepared	Analyzed	Dil Fac
cis-1,2-Dichloroethene	ND		0.20		ug/L			05/28/20 18:29	1
Trichloroethene	ND		0.20		ug/L			06/01/20 17:29	1

Surrogate	%Recovery	Qualifier	Limits	Prepared	Analyzed	Dil Fac
1,2-Dichloroethane-d4 (Surr)	95		80 - 120		05/28/20 18:29	1
1,2-Dichloroethane-d4 (Surr)	101		80 - 120		06/01/20 17:29	1
4-Bromofluorobenzene (Surr)	71	X	80 - 120		05/28/20 18:29	1
4-Bromofluorobenzene (Surr)	99		80 - 120		06/01/20 17:29	1
Dibromofluoromethane (Surr)	103		80 - 120		05/28/20 18:29	1
Dibromofluoromethane (Surr)	98		80 - 120		06/01/20 17:29	1
Toluene-d8 (Surr)	104		80 - 120		05/28/20 18:29	1
Toluene-d8 (Surr)	100		80 - 120		06/01/20 17:29	1

### Method: 6010C - Metals (ICP) - Dissolved

Analyte	Result	Qualifier	RL	MDL	Unit	D	Prepared	Analyzed	Dil Fac
Calcium	68		1.1		mg/L		05/21/20 07:56	05/21/20 14:41	1
Iron	ND		0.30		mg/L		05/21/20 07:56	05/21/20 14:41	1
Magnesium	43		1.1		mg/L		05/21/20 07:56	05/21/20 14:41	1
Manganese	ND		0.020		mg/L		05/21/20 07:56	05/21/20 14:41	1
Potassium	6.5		3.3		mg/L		05/21/20 07:56	05/21/20 14:41	1
Sodium	28		2.0		mg/L		05/21/20 07:56	05/21/20 14:41	1

### Method: 6020A - Metals (ICP/MS) - Total Recoverable

Analyte	Result	Qualifier	RL	MDL	Unit	D	Prepared	Analyzed	Dil Fac
Antimony	ND		0.00080		mg/L		05/21/20 08:15	05/22/20 12:23	1
Arsenic	0.0031		0.0010		mg/L		05/21/20 08:15	05/22/20 12:23	1
Barium	0.028		0.0012		mg/L		05/21/20 08:15	05/22/20 12:23	1
Beryllium	ND		0.00040		mg/L		05/21/20 08:15	05/22/20 12:23	1
Cadmium	ND		0.00080		mg/L		05/21/20 08:15	05/22/20 12:23	1
Chromium	ND		0.00080		mg/L		05/21/20 08:15	05/22/20 12:23	1
Cobalt	ND		0.00040		mg/L		05/21/20 08:15	05/22/20 12:23	1
Copper	ND		0.0020		mg/L		05/21/20 08:15	05/22/20 12:23	1
Lead	ND		0.00080		mg/L		05/21/20 08:15	05/22/20 12:23	1
Nickel	ND		0.0030		mg/L		05/21/20 08:15	05/22/20 12:23	1
Selenium	ND		0.0080		mg/L		05/21/20 08:15	05/22/20 12:23	1
Silver	ND		0.00040		mg/L		05/21/20 08:15	05/22/20 12:23	1
Thallium	ND		0.0010		mg/L		05/21/20 08:15	05/22/20 12:23	1
Vanadium	ND		0.0040		mg/L		05/21/20 08:15	05/22/20 12:23	1
Zinc	ND		0.0070		mg/L		05/21/20 08:15	05/22/20 12:23	1

### General Chemistry

Analyte	Result	Qualifier	RL	MDL	Unit	D	Prepared	Analyzed	Dil Fac
Fluoride	ND		0.20		mg/L			05/21/20 01:24	1
Nitrate Nitrite as N	ND		0.40		mg/L			05/21/20 01:24	1

Eurofins TestAmerica, Seattle

# Client Sample Results

Client: SCS Engineers  
 Project/Site: Coupeville Solid Waste Facility Groundwa

Job ID: 580-94815-1

**Client Sample ID: 0520-21**

**Lab Sample ID: 580-94815-4**

**Date Collected: 05/19/20 10:54**

**Matrix: Water**

**Date Received: 05/20/20 15:15**

## General Chemistry (Continued)

Analyte	Result	Qualifier	RL	MDL	Unit	D	Prepared	Analyzed	Dil Fac
<b>Chloride</b>	<b>52</b>		0.90		mg/L			05/21/20 01:24	1
<b>Sulfate</b>	<b>44</b>		1.2		mg/L			05/21/20 01:24	1
Ammonia	ND		0.50		mg/L		05/29/20 09:30	05/29/20 09:32	1
<b>Total Organic Carbon</b>	<b>31</b>		1.5		mg/L			05/23/20 01:46	1
Analyte	Result	Qualifier	RL	RL	Unit	D	Prepared	Analyzed	Dil Fac
<b>Alkalinity</b>	<b>260</b>		5.0		mg/L			05/22/20 08:52	1
<b>Bicarbonate Alkalinity as CaCO3</b>	<b>260</b>		5.0		mg/L			05/22/20 08:52	1
Carbonate Alkalinity as CaCO3	ND		5.0		mg/L			05/22/20 08:52	1
Hydroxide Alkalinity as CaCO3	ND		5.0		mg/L			05/22/20 08:52	1
<b>Total Dissolved Solids</b>	<b>300</b>		10		mg/L			05/21/20 14:11	1
Chemical Oxygen Demand	ND		10		mg/L		05/21/20 11:08	05/21/20 12:08	1

# Client Sample Results

Client: SCS Engineers  
 Project/Site: Coupeville Solid Waste Facility Groundwa

Job ID: 580-94815-1

**Client Sample ID: 0520-22**

**Lab Sample ID: 580-94815-5**

Date Collected: 05/19/20 13:17

Matrix: Water

Date Received: 05/20/20 15:15

**Method: 8260C LL - Volatile Organic Compounds by GC/MS**

Analyte	Result	Qualifier	RL	MDL	Unit	D	Prepared	Analyzed	Dil Fac
1,1,1,2-Tetrachloroethane	ND		0.30		ug/L			05/24/20 22:43	1
1,1,1-Trichloroethane	ND		0.20		ug/L			05/24/20 22:43	1
1,1,2,2-Tetrachloroethane	ND		0.20		ug/L			05/24/20 22:43	1
1,1,2-Trichloroethane	ND		0.20		ug/L			05/24/20 22:43	1
1,1-Dichloroethane	ND		0.20		ug/L			05/24/20 22:43	1
1,1-Dichloroethene	ND		0.20		ug/L			05/24/20 22:43	1
1,2,3-Trichloropropane	ND		0.20		ug/L			05/24/20 22:43	1
1,2-Dibromo-3-Chloropropane	ND		2.0		ug/L			05/24/20 22:43	1
1,2-Dibromoethane	ND		0.10		ug/L			05/24/20 22:43	1
1,2-Dichlorobenzene	ND		0.30		ug/L			05/24/20 22:43	1
1,2-Dichloroethane	ND		0.20		ug/L			05/24/20 22:43	1
1,2-Dichloropropane	ND		0.20		ug/L			05/24/20 22:43	1
1,4-Dichlorobenzene	ND		0.30		ug/L			05/24/20 22:43	1
2-Butanone	ND		10		ug/L			05/24/20 22:43	1
2-Hexanone	ND		3.0		ug/L			05/24/20 22:43	1
4-Methyl-2-pentanone	ND		10		ug/L			05/24/20 22:43	1
Acetone	ND		10		ug/L			05/24/20 22:43	1
Acrylonitrile	ND		10		ug/L			05/24/20 22:43	1
Benzene	ND		0.20		ug/L			05/24/20 22:43	1
Bromochloromethane	ND		0.20		ug/L			05/24/20 22:43	1
Bromodichloromethane	ND		0.20		ug/L			05/24/20 22:43	1
Bromoform	ND		0.50		ug/L			05/24/20 22:43	1
Bromomethane	ND		0.50		ug/L			05/24/20 22:43	1
Carbon disulfide	ND		0.30		ug/L			05/24/20 22:43	1
Carbon tetrachloride	ND		0.20		ug/L			05/24/20 22:43	1
Chlorobenzene	ND		0.20		ug/L			05/24/20 22:43	1
Chloroethane	ND		0.50		ug/L			05/24/20 22:43	1
Chloroform	ND		0.20		ug/L			05/24/20 22:43	1
Chloromethane	ND		0.50		ug/L			05/24/20 22:43	1
cis-1,3-Dichloropropene	ND		0.20		ug/L			05/24/20 22:43	1
Dibromochloromethane	ND		0.20		ug/L			05/24/20 22:43	1
Dibromomethane	ND		0.20		ug/L			05/24/20 22:43	1
Ethylbenzene	ND		0.20		ug/L			05/24/20 22:43	1
m,p-Xylene	ND		0.50		ug/L			05/24/20 22:43	1
Methyl iodide	ND		0.50		ug/L			05/24/20 22:43	1
Methylene Chloride	ND		5.0		ug/L			05/24/20 22:43	1
o-Xylene	ND		0.50		ug/L			05/24/20 22:43	1
Styrene	ND		1.0		ug/L			05/24/20 22:43	1
Tetrachloroethene	ND		0.50		ug/L			05/24/20 22:43	1
Toluene	ND		0.20		ug/L			05/24/20 22:43	1
trans-1,2-Dichloroethene	ND		0.20		ug/L			05/24/20 22:43	1
trans-1,3-Dichloropropene	ND		0.20		ug/L			05/24/20 22:43	1
trans-1,4-Dichloro-2-butene	ND		2.0		ug/L			05/24/20 22:43	1
Trichlorofluoromethane	ND		0.50		ug/L			05/24/20 22:43	1
Vinyl acetate	ND		2.0		ug/L			05/24/20 22:43	1
Vinyl chloride	ND		0.020		ug/L			05/24/20 22:43	1

Surrogate	%Recovery	Qualifier	Limits	Prepared	Analyzed	Dil Fac
1,2-Dichloroethane-d4 (Surr)	97		80 - 120		05/24/20 22:43	1
4-Bromofluorobenzene (Surr)	105		80 - 120		05/24/20 22:43	1

Eurofins TestAmerica, Seattle

# Client Sample Results

Client: SCS Engineers  
 Project/Site: Coupeville Solid Waste Facility Groundwa

Job ID: 580-94815-1

**Client Sample ID: 0520-22**

**Lab Sample ID: 580-94815-5**

Date Collected: 05/19/20 13:17

Matrix: Water

Date Received: 05/20/20 15:15

## Method: 8260C LL - Volatile Organic Compounds by GC/MS (Continued)

Surrogate	%Recovery	Qualifier	Limits	Prepared	Analyzed	Dil Fac
Dibromofluoromethane (Surr)	98		80 - 120		05/24/20 22:43	1
Toluene-d8 (Surr)	97		80 - 120		05/24/20 22:43	1
Trifluorotoluene (Surr)					05/24/20 22:43	1

## Method: 8260C LL - Volatile Organic Compounds by GC/MS - RA

Analyte	Result	Qualifier	RL	MDL	Unit	D	Prepared	Analyzed	Dil Fac
cis-1,2-Dichloroethene	ND		0.20		ug/L			05/28/20 18:03	1
Trichloroethene	ND		0.20		ug/L			06/01/20 17:56	1

Surrogate	%Recovery	Qualifier	Limits	Prepared	Analyzed	Dil Fac
1,2-Dichloroethane-d4 (Surr)	96		80 - 120		05/28/20 18:03	1
1,2-Dichloroethane-d4 (Surr)	104		80 - 120		06/01/20 17:56	1
4-Bromofluorobenzene (Surr)	72	X	80 - 120		05/28/20 18:03	1
4-Bromofluorobenzene (Surr)	103		80 - 120		06/01/20 17:56	1
Dibromofluoromethane (Surr)	100		80 - 120		05/28/20 18:03	1
Dibromofluoromethane (Surr)	97		80 - 120		06/01/20 17:56	1
Toluene-d8 (Surr)	103		80 - 120		05/28/20 18:03	1
Toluene-d8 (Surr)	97		80 - 120		06/01/20 17:56	1

## Method: 6010C - Metals (ICP) - Dissolved

Analyte	Result	Qualifier	RL	MDL	Unit	D	Prepared	Analyzed	Dil Fac
Calcium	77		1.1		mg/L		05/21/20 07:56	05/21/20 14:44	1
Iron	ND		0.30		mg/L		05/21/20 07:56	05/21/20 14:44	1
Magnesium	55		1.1		mg/L		05/21/20 07:56	05/21/20 14:44	1
Manganese	0.15		0.020		mg/L		05/21/20 07:56	05/21/20 14:44	1
Potassium	7.3		3.3		mg/L		05/21/20 07:56	05/21/20 14:44	1
Sodium	36		2.0		mg/L		05/21/20 07:56	05/21/20 14:44	1

## Method: 6020A - Metals (ICP/MS) - Total Recoverable

Analyte	Result	Qualifier	RL	MDL	Unit	D	Prepared	Analyzed	Dil Fac
Antimony	ND		0.00080		mg/L		05/21/20 08:15	05/22/20 12:26	1
Arsenic	0.0079		0.0010		mg/L		05/21/20 08:15	05/22/20 12:26	1
Barium	0.042		0.0012		mg/L		05/21/20 08:15	05/22/20 12:26	1
Beryllium	ND		0.00040		mg/L		05/21/20 08:15	05/22/20 12:26	1
Cadmium	ND		0.00080		mg/L		05/21/20 08:15	05/22/20 12:26	1
Chromium	ND		0.00080		mg/L		05/21/20 08:15	05/22/20 12:26	1
Cobalt	ND		0.00040		mg/L		05/21/20 08:15	05/22/20 12:26	1
Copper	ND		0.0020		mg/L		05/21/20 08:15	05/22/20 12:26	1
Lead	ND		0.00080		mg/L		05/21/20 08:15	05/22/20 12:26	1
Nickel	ND		0.0030		mg/L		05/21/20 08:15	05/22/20 12:26	1
Selenium	ND		0.0080		mg/L		05/21/20 08:15	05/22/20 12:26	1
Silver	ND		0.00040		mg/L		05/21/20 08:15	05/22/20 12:26	1
Thallium	ND		0.0010		mg/L		05/21/20 08:15	05/22/20 12:26	1
Vanadium	ND		0.0040		mg/L		05/21/20 08:15	05/22/20 12:26	1
Zinc	ND		0.0070		mg/L		05/21/20 08:15	05/22/20 12:26	1

## General Chemistry

Analyte	Result	Qualifier	RL	MDL	Unit	D	Prepared	Analyzed	Dil Fac
Fluoride	ND		0.20		mg/L			05/21/20 01:36	1
Nitrate Nitrite as N	ND		0.40		mg/L			05/21/20 01:36	1

Eurofins TestAmerica, Seattle

# Client Sample Results

Client: SCS Engineers  
 Project/Site: Coupeville Solid Waste Facility Groundwa

Job ID: 580-94815-1

**Client Sample ID: 0520-22**

**Lab Sample ID: 580-94815-5**

Date Collected: 05/19/20 13:17

Matrix: Water

Date Received: 05/20/20 15:15

## General Chemistry (Continued)

Analyte	Result	Qualifier	RL	MDL	Unit	D	Prepared	Analyzed	Dil Fac
<b>Chloride</b>	<b>73</b>		0.90		mg/L			05/21/20 01:36	1
<b>Sulfate</b>	<b>32</b>		1.2		mg/L			05/21/20 01:36	1
Ammonia	ND		0.50		mg/L		05/29/20 09:30	05/29/20 09:32	1
<b>Total Organic Carbon</b>	<b>39</b>		1.5		mg/L			05/23/20 02:34	1
Analyte	Result	Qualifier	RL	RL	Unit	D	Prepared	Analyzed	Dil Fac
<b>Alkalinity</b>	<b>340</b>		5.0		mg/L			05/22/20 08:52	1
<b>Bicarbonate Alkalinity as CaCO3</b>	<b>340</b>		5.0		mg/L			05/22/20 08:52	1
Carbonate Alkalinity as CaCO3	ND		5.0		mg/L			05/22/20 08:52	1
Hydroxide Alkalinity as CaCO3	ND		5.0		mg/L			05/22/20 08:52	1
<b>Total Dissolved Solids</b>	<b>450</b>		10		mg/L			05/21/20 14:11	1
Chemical Oxygen Demand	ND		10		mg/L		05/21/20 11:08	05/21/20 12:08	1

# Client Sample Results

Client: SCS Engineers  
 Project/Site: Coupeville Solid Waste Facility Groundwa

Job ID: 580-94815-1

**Client Sample ID: 0520-23**

**Lab Sample ID: 580-94815-6**

Date Collected: 05/19/20 11:26

Matrix: Water

Date Received: 05/20/20 15:15

**Method: 8260C LL - Volatile Organic Compounds by GC/MS**

Analyte	Result	Qualifier	RL	MDL	Unit	D	Prepared	Analyzed	Dil Fac
1,1,1,2-Tetrachloroethane	ND		0.30		ug/L			05/22/20 13:16	1
1,1,1-Trichloroethane	ND		0.20		ug/L			05/22/20 13:16	1
1,1,2,2-Tetrachloroethane	ND		0.20		ug/L			05/22/20 13:16	1
1,1,2-Trichloroethane	ND		0.20		ug/L			05/22/20 13:16	1
1,1-Dichloroethane	ND		0.20		ug/L			05/22/20 13:16	1
1,1-Dichloroethene	ND		0.20		ug/L			05/22/20 13:16	1
1,2,3-Trichloropropane	ND		0.20		ug/L			05/22/20 13:16	1
1,2-Dibromo-3-Chloropropane	ND		2.0		ug/L			05/22/20 13:16	1
1,2-Dibromoethane	ND		0.10		ug/L			05/22/20 13:16	1
1,2-Dichlorobenzene	ND		0.30		ug/L			05/22/20 13:16	1
1,2-Dichloroethane	ND		0.20		ug/L			05/22/20 13:16	1
1,2-Dichloropropane	ND		0.20		ug/L			05/22/20 13:16	1
1,4-Dichlorobenzene	ND		0.30		ug/L			05/22/20 13:16	1
2-Butanone	ND	*1	10		ug/L			05/22/20 13:16	1
2-Hexanone	ND		3.0		ug/L			05/22/20 13:16	1
4-Methyl-2-pentanone	ND		10		ug/L			05/22/20 13:16	1
Acrylonitrile	ND		10		ug/L			05/22/20 13:16	1
Benzene	ND		0.20		ug/L			05/22/20 13:16	1
Bromochloromethane	ND		0.20		ug/L			05/22/20 13:16	1
Bromodichloromethane	ND		0.20		ug/L			05/22/20 13:16	1
Bromoform	ND		0.50		ug/L			05/22/20 13:16	1
Bromomethane	ND		0.50		ug/L			05/22/20 13:16	1
Carbon disulfide	ND		0.30		ug/L			05/22/20 13:16	1
Carbon tetrachloride	ND		0.20		ug/L			05/22/20 13:16	1
Chlorobenzene	ND		0.20		ug/L			05/22/20 13:16	1
Chloroethane	ND		0.50		ug/L			05/22/20 13:16	1
Chloroform	ND		0.20		ug/L			05/22/20 13:16	1
Chloromethane	ND		0.50		ug/L			05/22/20 13:16	1
cis-1,2-Dichloroethene	ND		0.20		ug/L			05/22/20 13:16	1
cis-1,3-Dichloropropene	ND		0.20		ug/L			05/22/20 13:16	1
Dibromochloromethane	ND		0.20		ug/L			05/22/20 13:16	1
Dibromomethane	ND		0.20		ug/L			05/22/20 13:16	1
Ethylbenzene	ND		0.20		ug/L			05/22/20 13:16	1
m,p-Xylene	ND		0.50		ug/L			05/22/20 13:16	1
Methyl iodide	ND		0.50		ug/L			05/22/20 13:16	1
Methylene Chloride	ND		5.0		ug/L			05/22/20 13:16	1
o-Xylene	ND		0.50		ug/L			05/22/20 13:16	1
Styrene	ND		1.0		ug/L			05/22/20 13:16	1
Tetrachloroethene	ND		0.50		ug/L			05/22/20 13:16	1
Toluene	ND		0.20		ug/L			05/22/20 13:16	1
trans-1,2-Dichloroethene	ND		0.20		ug/L			05/22/20 13:16	1
trans-1,3-Dichloropropene	ND		0.20		ug/L			05/22/20 13:16	1
trans-1,4-Dichloro-2-butene	ND		2.0		ug/L			05/22/20 13:16	1
Trichloroethene	ND		0.20		ug/L			05/22/20 13:16	1
Trichlorofluoromethane	ND		0.50		ug/L			05/22/20 13:16	1
Vinyl acetate	ND		2.0		ug/L			05/22/20 13:16	1
Vinyl chloride	ND		0.020		ug/L			05/22/20 13:16	1

Surrogate	%Recovery	Qualifier	Limits	Prepared	Analyzed	Dil Fac
1,2-Dichloroethane-d4 (Surr)	111		80 - 120		05/22/20 13:16	1

Eurofins TestAmerica, Seattle

# Client Sample Results

Client: SCS Engineers  
 Project/Site: Coupeville Solid Waste Facility Groundwa

Job ID: 580-94815-1

**Client Sample ID: 0520-23**

**Lab Sample ID: 580-94815-6**

Date Collected: 05/19/20 11:26

Matrix: Water

Date Received: 05/20/20 15:15

**Method: 8260C LL - Volatile Organic Compounds by GC/MS (Continued)**

Surrogate	%Recovery	Qualifier	Limits	Prepared	Analyzed	Dil Fac
4-Bromofluorobenzene (Surr)	91		80 - 120		05/22/20 13:16	1
Dibromofluoromethane (Surr)	109		80 - 120		05/22/20 13:16	1
Toluene-d8 (Surr)	104		80 - 120		05/22/20 13:16	1

**Method: 8260C LL - Volatile Organic Compounds by GC/MS - RA**

Analyte	Result	Qualifier	RL	MDL	Unit	D	Prepared	Analyzed	Dil Fac
Acetone	ND	*	10		ug/L			05/29/20 23:49	1

Surrogate	%Recovery	Qualifier	Limits	Prepared	Analyzed	Dil Fac
1,2-Dichloroethane-d4 (Surr)	110		80 - 120		05/29/20 23:49	1
4-Bromofluorobenzene (Surr)	84		80 - 120		05/29/20 23:49	1
Dibromofluoromethane (Surr)	104		80 - 120		05/29/20 23:49	1
Toluene-d8 (Surr)	98		80 - 120		05/29/20 23:49	1
Trifluorotoluene (Surr)					05/29/20 23:49	1

**Method: 6010C - Metals (ICP) - Dissolved**

Analyte	Result	Qualifier	RL	MDL	Unit	D	Prepared	Analyzed	Dil Fac
Calcium	45		1.1		mg/L		05/21/20 07:56	05/21/20 14:47	1
Iron	0.70		0.30		mg/L		05/21/20 07:56	05/21/20 14:47	1
Magnesium	35		1.1		mg/L		05/21/20 07:56	05/21/20 14:47	1
Manganese	0.10		0.020		mg/L		05/21/20 07:56	05/21/20 14:47	1
Potassium	10		3.3		mg/L		05/21/20 07:56	05/21/20 14:47	1
Sodium	23		2.0		mg/L		05/21/20 07:56	05/21/20 14:47	1

**Method: 6020A - Metals (ICP/MS) - Total Recoverable**

Analyte	Result	Qualifier	RL	MDL	Unit	D	Prepared	Analyzed	Dil Fac
Antimony	ND		0.00080		mg/L		05/21/20 08:15	05/22/20 12:29	1
Arsenic	0.012		0.0010		mg/L		05/21/20 08:15	05/22/20 12:29	1
Barium	0.027		0.0012		mg/L		05/21/20 08:15	05/22/20 12:29	1
Beryllium	ND		0.00040		mg/L		05/21/20 08:15	05/22/20 12:29	1
Cadmium	ND		0.00080		mg/L		05/21/20 08:15	05/22/20 12:29	1
Chromium	0.0026		0.00080		mg/L		05/21/20 08:15	05/22/20 12:29	1
Cobalt	ND		0.00040		mg/L		05/21/20 08:15	05/22/20 12:29	1
Copper	ND		0.0020		mg/L		05/21/20 08:15	05/22/20 12:29	1
Lead	0.0014		0.00080		mg/L		05/21/20 08:15	05/22/20 12:29	1
Nickel	ND		0.0030		mg/L		05/21/20 08:15	05/22/20 12:29	1
Selenium	ND		0.0080		mg/L		05/21/20 08:15	05/22/20 12:29	1
Silver	ND		0.00040		mg/L		05/21/20 08:15	05/22/20 12:29	1
Thallium	ND		0.0010		mg/L		05/21/20 08:15	05/22/20 12:29	1
Vanadium	ND		0.0040		mg/L		05/21/20 08:15	05/22/20 12:29	1
Zinc	0.51		0.0070		mg/L		05/21/20 08:15	05/22/20 12:29	1

**General Chemistry**

Analyte	Result	Qualifier	RL	MDL	Unit	D	Prepared	Analyzed	Dil Fac
Fluoride	ND		0.20		mg/L			05/21/20 02:11	1
Nitrate Nitrite as N	ND		0.40		mg/L			05/21/20 02:11	1
Chloride	37		0.90		mg/L			05/21/20 02:11	1
Sulfate	11		1.2		mg/L			05/21/20 02:11	1
Ammonia	ND		0.50		mg/L		05/29/20 11:38	05/29/20 11:41	1
Total Organic Carbon	23		1.5		mg/L			05/23/20 02:50	1

Eurofins TestAmerica, Seattle

# Client Sample Results

Client: SCS Engineers  
 Project/Site: Coupeville Solid Waste Facility Groundwa

Job ID: 580-94815-1

**Client Sample ID: 0520-23**  
**Date Collected: 05/19/20 11:26**  
**Date Received: 05/20/20 15:15**

**Lab Sample ID: 580-94815-6**  
**Matrix: Water**

Analyte	Result	Qualifier	RL	RL	Unit	D	Prepared	Analyzed	Dil Fac
<b>Alkalinity</b>	<b>240</b>		5.0		mg/L			05/22/20 08:52	1
<b>Bicarbonate Alkalinity as CaCO3</b>	<b>240</b>		5.0		mg/L			05/22/20 08:52	1
Carbonate Alkalinity as CaCO3	ND		5.0		mg/L			05/22/20 08:52	1
Hydroxide Alkalinity as CaCO3	ND		5.0		mg/L			05/22/20 08:52	1
<b>Total Dissolved Solids</b>	<b>200</b>		10		mg/L			05/21/20 14:11	1
Chemical Oxygen Demand	ND		10		mg/L		05/21/20 11:08	05/21/20 12:08	1



# Client Sample Results

Client: SCS Engineers  
 Project/Site: Coupeville Solid Waste Facility Groundwa

Job ID: 580-94815-1

**Client Sample ID: 0520-24**

**Lab Sample ID: 580-94815-7**

**Date Collected: 05/19/20 14:05**

**Matrix: Water**

**Date Received: 05/20/20 15:15**

**Method: 8260C LL - Volatile Organic Compounds by GC/MS**

Analyte	Result	Qualifier	RL	MDL	Unit	D	Prepared	Analyzed	Dil Fac
1,1,1,2-Tetrachloroethane	ND		0.30		ug/L			05/22/20 12:49	1
1,1,1-Trichloroethane	ND		0.20		ug/L			05/22/20 12:49	1
1,1,2,2-Tetrachloroethane	ND		0.20		ug/L			05/22/20 12:49	1
1,1,2-Trichloroethane	ND		0.20		ug/L			05/22/20 12:49	1
1,1-Dichloroethane	ND		0.20		ug/L			05/22/20 12:49	1
1,1-Dichloroethene	ND		0.20		ug/L			05/22/20 12:49	1
1,2,3-Trichloropropane	ND		0.20		ug/L			05/22/20 12:49	1
1,2-Dibromo-3-Chloropropane	ND		2.0		ug/L			05/22/20 12:49	1
1,2-Dibromoethane	ND		0.10		ug/L			05/22/20 12:49	1
1,2-Dichlorobenzene	ND		0.30		ug/L			05/22/20 12:49	1
1,2-Dichloroethane	ND		0.20		ug/L			05/22/20 12:49	1
1,2-Dichloropropane	ND		0.20		ug/L			05/22/20 12:49	1
1,4-Dichlorobenzene	ND		0.30		ug/L			05/22/20 12:49	1
2-Butanone	ND	*1	10		ug/L			05/22/20 12:49	1
2-Hexanone	ND		3.0		ug/L			05/22/20 12:49	1
4-Methyl-2-pentanone	ND		10		ug/L			05/22/20 12:49	1
Acrylonitrile	ND		10		ug/L			05/22/20 12:49	1
Benzene	ND		0.20		ug/L			05/22/20 12:49	1
Bromochloromethane	ND		0.20		ug/L			05/22/20 12:49	1
Bromodichloromethane	ND		0.20		ug/L			05/22/20 12:49	1
Bromoform	ND		0.50		ug/L			05/22/20 12:49	1
Bromomethane	ND		0.50		ug/L			05/22/20 12:49	1
Carbon disulfide	ND		0.30		ug/L			05/22/20 12:49	1
Carbon tetrachloride	ND		0.20		ug/L			05/22/20 12:49	1
Chlorobenzene	ND		0.20		ug/L			05/22/20 12:49	1
Chloroethane	ND		0.50		ug/L			05/22/20 12:49	1
Chloroform	ND		0.20		ug/L			05/22/20 12:49	1
Chloromethane	ND		0.50		ug/L			05/22/20 12:49	1
cis-1,2-Dichloroethene	ND		0.20		ug/L			05/22/20 12:49	1
cis-1,3-Dichloropropene	ND		0.20		ug/L			05/22/20 12:49	1
Dibromochloromethane	ND		0.20		ug/L			05/22/20 12:49	1
Dibromomethane	ND		0.20		ug/L			05/22/20 12:49	1
Ethylbenzene	ND		0.20		ug/L			05/22/20 12:49	1
m,p-Xylene	ND		0.50		ug/L			05/22/20 12:49	1
Methyl iodide	ND		0.50		ug/L			05/22/20 12:49	1
Methylene Chloride	ND		5.0		ug/L			05/22/20 12:49	1
o-Xylene	ND		0.50		ug/L			05/22/20 12:49	1
Styrene	ND		1.0		ug/L			05/22/20 12:49	1
Tetrachloroethene	ND		0.50		ug/L			05/22/20 12:49	1
Toluene	ND		0.20		ug/L			05/22/20 12:49	1
trans-1,2-Dichloroethene	ND		0.20		ug/L			05/22/20 12:49	1
trans-1,3-Dichloropropene	ND		0.20		ug/L			05/22/20 12:49	1
trans-1,4-Dichloro-2-butene	ND		2.0		ug/L			05/22/20 12:49	1
Trichloroethene	ND		0.20		ug/L			05/22/20 12:49	1
Trichlorofluoromethane	ND		0.50		ug/L			05/22/20 12:49	1
Vinyl acetate	ND		2.0		ug/L			05/22/20 12:49	1
Vinyl chloride	ND		0.020		ug/L			05/22/20 12:49	1

Surrogate	%Recovery	Qualifier	Limits	Prepared	Analyzed	Dil Fac
1,2-Dichloroethane-d4 (Surr)	110		80 - 120		05/22/20 12:49	1

Eurofins TestAmerica, Seattle

# Client Sample Results

Client: SCS Engineers  
 Project/Site: Coupeville Solid Waste Facility Groundwa

Job ID: 580-94815-1

**Client Sample ID: 0520-24**

**Lab Sample ID: 580-94815-7**

Date Collected: 05/19/20 14:05

Matrix: Water

Date Received: 05/20/20 15:15

**Method: 8260C LL - Volatile Organic Compounds by GC/MS (Continued)**

Surrogate	%Recovery	Qualifier	Limits	Prepared	Analyzed	Dil Fac
4-Fluorobenzene (Surr)	90		80 - 120		05/22/20 12:49	1
Dibromofluoromethane (Surr)	109		80 - 120		05/22/20 12:49	1
Toluene-d8 (Surr)	103		80 - 120		05/22/20 12:49	1

**Method: 8260C LL - Volatile Organic Compounds by GC/MS - RA**

Analyte	Result	Qualifier	RL	MDL	Unit	D	Prepared	Analyzed	Dil Fac
Acetone	ND	*	10		ug/L			05/29/20 17:10	1

Surrogate	%Recovery	Qualifier	Limits	Prepared	Analyzed	Dil Fac
1,2-Dichloroethane-d4 (Surr)	101		80 - 120		05/29/20 17:10	1
4-Bromofluorobenzene (Surr)	86		80 - 120		05/29/20 17:10	1
Dibromofluoromethane (Surr)	101		80 - 120		05/29/20 17:10	1
Toluene-d8 (Surr)	99		80 - 120		05/29/20 17:10	1

**Method: 6010C - Metals (ICP) - Dissolved**

Analyte	Result	Qualifier	RL	MDL	Unit	D	Prepared	Analyzed	Dil Fac
Calcium	81		1.1		mg/L		05/21/20 07:56	05/21/20 14:51	1
Iron	ND		0.30		mg/L		05/21/20 07:56	05/21/20 14:51	1
Magnesium	54		1.1		mg/L		05/21/20 07:56	05/21/20 14:51	1
Manganese	0.19		0.020		mg/L		05/21/20 07:56	05/21/20 14:51	1
Potassium	6.4		3.3		mg/L		05/21/20 07:56	05/21/20 14:51	1
Sodium	35		2.0		mg/L		05/21/20 07:56	05/21/20 14:51	1

**Method: 6020A - Metals (ICP/MS) - Total Recoverable**

Analyte	Result	Qualifier	RL	MDL	Unit	D	Prepared	Analyzed	Dil Fac
Antimony	ND		0.00080		mg/L		05/21/20 08:15	05/22/20 12:32	1
Arsenic	0.0057		0.0010		mg/L		05/21/20 08:15	05/22/20 12:32	1
Barium	0.032		0.0012		mg/L		05/21/20 08:15	05/22/20 12:32	1
Beryllium	ND		0.00040		mg/L		05/21/20 08:15	05/22/20 12:32	1
Cadmium	ND		0.00080		mg/L		05/21/20 08:15	05/22/20 12:32	1
Chromium	ND		0.00080		mg/L		05/21/20 08:15	05/22/20 12:32	1
Cobalt	ND		0.00040		mg/L		05/21/20 08:15	05/22/20 12:32	1
Copper	ND		0.0020		mg/L		05/21/20 08:15	05/22/20 12:32	1
Lead	ND		0.00080		mg/L		05/21/20 08:15	05/22/20 12:32	1
Nickel	ND		0.0030		mg/L		05/21/20 08:15	05/22/20 12:32	1
Selenium	ND		0.0080		mg/L		05/21/20 08:15	05/22/20 12:32	1
Silver	ND		0.00040		mg/L		05/21/20 08:15	05/22/20 12:32	1
Thallium	ND		0.0010		mg/L		05/21/20 08:15	05/22/20 12:32	1
Vanadium	ND		0.0040		mg/L		05/21/20 08:15	05/22/20 12:32	1
Zinc	ND		0.0070		mg/L		05/21/20 08:15	05/22/20 12:32	1

**General Chemistry**

Analyte	Result	Qualifier	RL	MDL	Unit	D	Prepared	Analyzed	Dil Fac
Fluoride	ND		0.20		mg/L			05/21/20 02:23	1
Nitrate Nitrite as N	ND		0.40		mg/L			05/21/20 02:23	1
Chloride	61		0.90		mg/L			05/21/20 02:23	1
Sulfate	31		1.2		mg/L			05/21/20 02:23	1
Ammonia	ND		0.50		mg/L		05/29/20 11:38	05/29/20 11:41	1
Total Organic Carbon	39		1.5		mg/L			05/23/20 03:05	1

Eurofins TestAmerica, Seattle

# Client Sample Results

Client: SCS Engineers  
 Project/Site: Coupeville Solid Waste Facility Groundwa

Job ID: 580-94815-1

**Client Sample ID: 0520-24**  
**Date Collected: 05/19/20 14:05**  
**Date Received: 05/20/20 15:15**

**Lab Sample ID: 580-94815-7**  
**Matrix: Water**

Analyte	Result	Qualifier	RL	RL	Unit	D	Prepared	Analyzed	Dil Fac
<b>Alkalinity</b>	<b>350</b>		5.0		mg/L			05/22/20 08:58	1
<b>Bicarbonate Alkalinity as CaCO3</b>	<b>350</b>		5.0		mg/L			05/22/20 08:58	1
Carbonate Alkalinity as CaCO3	ND		5.0		mg/L			05/22/20 08:58	1
Hydroxide Alkalinity as CaCO3	ND		5.0		mg/L			05/22/20 08:58	1
<b>Total Dissolved Solids</b>	<b>440</b>		10		mg/L			05/21/20 14:11	1
Chemical Oxygen Demand	ND		10		mg/L		05/21/20 11:08	05/21/20 12:08	1

# Client Sample Results

Client: SCS Engineers  
Project/Site: Coupeville Solid Waste Facility Groundwa

Job ID: 580-94815-1

**Client Sample ID: 0520-25**

**Lab Sample ID: 580-94815-8**

Date Collected: 05/19/20 12:10

Matrix: Water

Date Received: 05/20/20 15:15

**Method: 8260C LL - Volatile Organic Compounds by GC/MS**

Analyte	Result	Qualifier	RL	MDL	Unit	D	Prepared	Analyzed	Dil Fac
1,1,1,2-Tetrachloroethane	ND		0.30		ug/L			05/22/20 12:23	1
<b>1,1,1-Trichloroethane</b>	<b>0.44</b>		0.20		ug/L			05/22/20 12:23	1
1,1,2,2-Tetrachloroethane	ND		0.20		ug/L			05/22/20 12:23	1
1,1,2-Trichloroethane	ND		0.20		ug/L			05/22/20 12:23	1
1,1-Dichloroethane	ND		0.20		ug/L			05/22/20 12:23	1
1,1-Dichloroethene	ND		0.20		ug/L			05/22/20 12:23	1
1,2,3-Trichloropropane	ND		0.20		ug/L			05/22/20 12:23	1
1,2-Dibromo-3-Chloropropane	ND		2.0		ug/L			05/22/20 12:23	1
1,2-Dibromoethane	ND		0.10		ug/L			05/22/20 12:23	1
1,2-Dichlorobenzene	ND		0.30		ug/L			05/22/20 12:23	1
1,2-Dichloroethane	ND		0.20		ug/L			05/22/20 12:23	1
1,2-Dichloropropane	ND		0.20		ug/L			05/22/20 12:23	1
1,4-Dichlorobenzene	ND		0.30		ug/L			05/22/20 12:23	1
2-Butanone	ND	*1	10		ug/L			05/22/20 12:23	1
2-Hexanone	ND		3.0		ug/L			05/22/20 12:23	1
4-Methyl-2-pentanone	ND		10		ug/L			05/22/20 12:23	1
Acrylonitrile	ND		10		ug/L			05/22/20 12:23	1
Benzene	ND		0.20		ug/L			05/22/20 12:23	1
Bromochloromethane	ND		0.20		ug/L			05/22/20 12:23	1
Bromodichloromethane	ND		0.20		ug/L			05/22/20 12:23	1
Bromoform	ND		0.50		ug/L			05/22/20 12:23	1
Bromomethane	ND		0.50		ug/L			05/22/20 12:23	1
Carbon disulfide	ND		0.30		ug/L			05/22/20 12:23	1
Carbon tetrachloride	ND		0.20		ug/L			05/22/20 12:23	1
Chlorobenzene	ND		0.20		ug/L			05/22/20 12:23	1
Chloroethane	ND		0.50		ug/L			05/22/20 12:23	1
Chloroform	ND		0.20		ug/L			05/22/20 12:23	1
Chloromethane	ND		0.50		ug/L			05/22/20 12:23	1
cis-1,2-Dichloroethene	ND		0.20		ug/L			05/22/20 12:23	1
cis-1,3-Dichloropropene	ND		0.20		ug/L			05/22/20 12:23	1
Dibromochloromethane	ND		0.20		ug/L			05/22/20 12:23	1
Dibromomethane	ND		0.20		ug/L			05/22/20 12:23	1
Ethylbenzene	ND		0.20		ug/L			05/22/20 12:23	1
m,p-Xylene	ND		0.50		ug/L			05/22/20 12:23	1
Methyl iodide	ND		0.50		ug/L			05/22/20 12:23	1
Methylene Chloride	ND		5.0		ug/L			05/22/20 12:23	1
o-Xylene	ND		0.50		ug/L			05/22/20 12:23	1
Styrene	ND		1.0		ug/L			05/22/20 12:23	1
Tetrachloroethene	ND		0.50		ug/L			05/22/20 12:23	1
Toluene	ND		0.20		ug/L			05/22/20 12:23	1
trans-1,2-Dichloroethene	ND		0.20		ug/L			05/22/20 12:23	1
trans-1,3-Dichloropropene	ND		0.20		ug/L			05/22/20 12:23	1
trans-1,4-Dichloro-2-butene	ND		2.0		ug/L			05/22/20 12:23	1
Trichloroethene	ND		0.20		ug/L			05/22/20 12:23	1
<b>Trichlorofluoromethane</b>	<b>5.5</b>		0.50		ug/L			05/22/20 12:23	1
Vinyl acetate	ND		2.0		ug/L			05/22/20 12:23	1
Vinyl chloride	ND		0.020		ug/L			05/22/20 12:23	1

Surrogate	%Recovery	Qualifier	Limits	Prepared	Analyzed	Dil Fac
1,2-Dichloroethane-d4 (Surr)	116		80 - 120		05/22/20 12:23	1

Eurofins TestAmerica, Seattle

# Client Sample Results

Client: SCS Engineers  
 Project/Site: Coupeville Solid Waste Facility Groundwa

Job ID: 580-94815-1

**Client Sample ID: 0520-25**

**Lab Sample ID: 580-94815-8**

Date Collected: 05/19/20 12:10

Matrix: Water

Date Received: 05/20/20 15:15

**Method: 8260C LL - Volatile Organic Compounds by GC/MS (Continued)**

Surrogate	%Recovery	Qualifier	Limits	Prepared	Analyzed	Dil Fac
4-Bromofluorobenzene (Surr)	94		80 - 120		05/22/20 12:23	1
Dibromofluoromethane (Surr)	111		80 - 120		05/22/20 12:23	1
Toluene-d8 (Surr)	100		80 - 120		05/22/20 12:23	1

**Method: 8260C LL - Volatile Organic Compounds by GC/MS - RA**

Analyte	Result	Qualifier	RL	MDL	Unit	D	Prepared	Analyzed	Dil Fac
Acetone	ND	*	10		ug/L			05/29/20 17:37	1

Surrogate	%Recovery	Qualifier	Limits	Prepared	Analyzed	Dil Fac
1,2-Dichloroethane-d4 (Surr)	107		80 - 120		05/29/20 17:37	1
4-Bromofluorobenzene (Surr)	84		80 - 120		05/29/20 17:37	1
Dibromofluoromethane (Surr)	102		80 - 120		05/29/20 17:37	1
Toluene-d8 (Surr)	97		80 - 120		05/29/20 17:37	1

**Method: 6010C - Metals (ICP) - Dissolved**

Analyte	Result	Qualifier	RL	MDL	Unit	D	Prepared	Analyzed	Dil Fac
Calcium	120		1.1		mg/L		05/21/20 07:56	05/21/20 14:54	1
Iron	ND		0.30		mg/L		05/21/20 07:56	05/21/20 14:54	1
Magnesium	72		1.1		mg/L		05/21/20 07:56	05/21/20 14:54	1
Manganese	ND		0.020		mg/L		05/21/20 07:56	05/21/20 14:54	1
Potassium	6.2		3.3		mg/L		05/21/20 07:56	05/21/20 14:54	1
Sodium	27		2.0		mg/L		05/21/20 07:56	05/21/20 14:54	1

**Method: 6020A - Metals (ICP/MS) - Total Recoverable**

Analyte	Result	Qualifier	RL	MDL	Unit	D	Prepared	Analyzed	Dil Fac
Antimony	ND		0.00080		mg/L		05/21/20 08:15	05/22/20 12:35	1
Arsenic	0.0021		0.0010		mg/L		05/21/20 08:15	05/22/20 12:35	1
Barium	0.029		0.0012		mg/L		05/21/20 08:15	05/22/20 12:35	1
Beryllium	ND		0.00040		mg/L		05/21/20 08:15	05/22/20 12:35	1
Cadmium	ND		0.00080		mg/L		05/21/20 08:15	05/22/20 12:35	1
Chromium	0.0091		0.00080		mg/L		05/21/20 08:15	05/22/20 12:35	1
Cobalt	ND		0.00040		mg/L		05/21/20 08:15	05/22/20 12:35	1
Copper	ND		0.0020		mg/L		05/21/20 08:15	05/22/20 12:35	1
Lead	ND		0.00080		mg/L		05/21/20 08:15	05/22/20 12:35	1
Nickel	0.0036		0.0030		mg/L		05/21/20 08:15	05/22/20 12:35	1
Selenium	ND		0.0080		mg/L		05/21/20 08:15	05/22/20 12:35	1
Silver	ND		0.00040		mg/L		05/21/20 08:15	05/22/20 12:35	1
Thallium	ND		0.0010		mg/L		05/21/20 08:15	05/22/20 12:35	1
Vanadium	0.0042		0.0040		mg/L		05/21/20 08:15	05/22/20 12:35	1
Zinc	ND		0.0070		mg/L		05/21/20 08:15	05/22/20 12:35	1

**General Chemistry**

Analyte	Result	Qualifier	RL	MDL	Unit	D	Prepared	Analyzed	Dil Fac
Fluoride	ND		0.20		mg/L			05/21/20 02:34	1
Nitrate Nitrite as N	24		2.0		mg/L			05/21/20 10:42	5
Chloride	56		0.90		mg/L			05/21/20 02:34	1
Sulfate	74		1.2		mg/L			05/21/20 02:34	1
Ammonia	ND		0.50		mg/L		05/29/20 11:38	05/29/20 11:41	1
Total Organic Carbon	43		1.5		mg/L			05/23/20 03:21	1

Eurofins TestAmerica, Seattle

# Client Sample Results

Client: SCS Engineers  
 Project/Site: Coupeville Solid Waste Facility Groundwa

Job ID: 580-94815-1

**Client Sample ID: 0520-25**  
**Date Collected: 05/19/20 12:10**  
**Date Received: 05/20/20 15:15**

**Lab Sample ID: 580-94815-8**  
**Matrix: Water**

Analyte	Result	Qualifier	RL	RL	Unit	D	Prepared	Analyzed	Dil Fac
<b>Alkalinity</b>	<b>360</b>		5.0		mg/L			05/22/20 08:58	1
<b>Bicarbonate Alkalinity as CaCO3</b>	<b>360</b>		5.0		mg/L			05/22/20 08:58	1
Carbonate Alkalinity as CaCO3	ND		5.0		mg/L			05/22/20 08:58	1
Hydroxide Alkalinity as CaCO3	ND		5.0		mg/L			05/22/20 08:58	1
<b>Total Dissolved Solids</b>	<b>630</b>		10		mg/L			05/21/20 14:11	1
Chemical Oxygen Demand	ND		10		mg/L		05/21/20 11:08	05/21/20 12:08	1



# Client Sample Results

Client: SCS Engineers  
 Project/Site: Coupeville Solid Waste Facility Groundwa

Job ID: 580-94815-1

**Client Sample ID: 0520-26**

**Lab Sample ID: 580-94815-9**

Date Collected: 05/19/20 14:55

Matrix: Water

Date Received: 05/20/20 15:15

**Method: 8260C LL - Volatile Organic Compounds by GC/MS**

Analyte	Result	Qualifier	RL	MDL	Unit	D	Prepared	Analyzed	Dil Fac
1,1,1,2-Tetrachloroethane	ND		0.30		ug/L			05/22/20 11:56	1
1,1,1-Trichloroethane	ND		0.20		ug/L			05/22/20 11:56	1
1,1,2,2-Tetrachloroethane	ND		0.20		ug/L			05/22/20 11:56	1
1,1,2-Trichloroethane	ND		0.20		ug/L			05/22/20 11:56	1
1,1-Dichloroethane	ND		0.20		ug/L			05/22/20 11:56	1
1,1-Dichloroethene	ND		0.20		ug/L			05/22/20 11:56	1
1,2,3-Trichloropropane	ND		0.20		ug/L			05/22/20 11:56	1
1,2-Dibromo-3-Chloropropane	ND		2.0		ug/L			05/22/20 11:56	1
1,2-Dibromoethane	ND		0.10		ug/L			05/22/20 11:56	1
1,2-Dichlorobenzene	ND		0.30		ug/L			05/22/20 11:56	1
1,2-Dichloroethane	ND		0.20		ug/L			05/22/20 11:56	1
1,2-Dichloropropane	ND		0.20		ug/L			05/22/20 11:56	1
1,4-Dichlorobenzene	ND		0.30		ug/L			05/22/20 11:56	1
2-Butanone	ND	*1	10		ug/L			05/22/20 11:56	1
2-Hexanone	ND		3.0		ug/L			05/22/20 11:56	1
4-Methyl-2-pentanone	ND		10		ug/L			05/22/20 11:56	1
Acrylonitrile	ND		10		ug/L			05/22/20 11:56	1
Benzene	ND		0.20		ug/L			05/22/20 11:56	1
Bromochloromethane	ND		0.20		ug/L			05/22/20 11:56	1
Bromodichloromethane	ND		0.20		ug/L			05/22/20 11:56	1
Bromoform	ND		0.50		ug/L			05/22/20 11:56	1
Bromomethane	ND		0.50		ug/L			05/22/20 11:56	1
Carbon disulfide	ND		0.30		ug/L			05/22/20 11:56	1
Carbon tetrachloride	ND		0.20		ug/L			05/22/20 11:56	1
Chlorobenzene	ND		0.20		ug/L			05/22/20 11:56	1
Chloroethane	ND		0.50		ug/L			05/22/20 11:56	1
Chloroform	ND		0.20		ug/L			05/22/20 11:56	1
Chloromethane	ND		0.50		ug/L			05/22/20 11:56	1
cis-1,2-Dichloroethene	ND		0.20		ug/L			05/22/20 11:56	1
cis-1,3-Dichloropropene	ND		0.20		ug/L			05/22/20 11:56	1
Dibromochloromethane	ND		0.20		ug/L			05/22/20 11:56	1
Dibromomethane	ND		0.20		ug/L			05/22/20 11:56	1
Ethylbenzene	ND		0.20		ug/L			05/22/20 11:56	1
m,p-Xylene	ND		0.50		ug/L			05/22/20 11:56	1
Methyl iodide	ND		0.50		ug/L			05/22/20 11:56	1
Methylene Chloride	ND		5.0		ug/L			05/22/20 11:56	1
o-Xylene	ND		0.50		ug/L			05/22/20 11:56	1
Styrene	ND		1.0		ug/L			05/22/20 11:56	1
Tetrachloroethene	ND		0.50		ug/L			05/22/20 11:56	1
Toluene	ND		0.20		ug/L			05/22/20 11:56	1
trans-1,2-Dichloroethene	ND		0.20		ug/L			05/22/20 11:56	1
trans-1,3-Dichloropropene	ND		0.20		ug/L			05/22/20 11:56	1
trans-1,4-Dichloro-2-butene	ND		2.0		ug/L			05/22/20 11:56	1
Trichloroethene	ND		0.20		ug/L			05/22/20 11:56	1
Trichlorofluoromethane	ND		0.50		ug/L			05/22/20 11:56	1
Vinyl acetate	ND		2.0		ug/L			05/22/20 11:56	1
Vinyl chloride	ND		0.020		ug/L			05/22/20 11:56	1

Surrogate	%Recovery	Qualifier	Limits	Prepared	Analyzed	Dil Fac
1,2-Dichloroethane-d4 (Surr)	115		80 - 120		05/22/20 11:56	1

Eurofins TestAmerica, Seattle

# Client Sample Results

Client: SCS Engineers  
Project/Site: Coupeville Solid Waste Facility Groundwa

Job ID: 580-94815-1

**Client Sample ID: 0520-26**

**Lab Sample ID: 580-94815-9**

Date Collected: 05/19/20 14:55

Matrix: Water

Date Received: 05/20/20 15:15

## Method: 8260C LL - Volatile Organic Compounds by GC/MS (Continued)

Surrogate	%Recovery	Qualifier	Limits	Prepared	Analyzed	Dil Fac
4-Bromofluorobenzene (Surr)	93		80 - 120		05/22/20 11:56	1
Dibromofluoromethane (Surr)	108		80 - 120		05/22/20 11:56	1
Toluene-d8 (Surr)	103		80 - 120		05/22/20 11:56	1

## Method: 8260C LL - Volatile Organic Compounds by GC/MS - RA

Analyte	Result	Qualifier	RL	MDL	Unit	D	Prepared	Analyzed	Dil Fac
Acetone	ND	*	10		ug/L			05/29/20 18:03	1

Surrogate	%Recovery	Qualifier	Limits	Prepared	Analyzed	Dil Fac
1,2-Dichloroethane-d4 (Surr)	108		80 - 120		05/29/20 18:03	1
4-Bromofluorobenzene (Surr)	87		80 - 120		05/29/20 18:03	1
Dibromofluoromethane (Surr)	108		80 - 120		05/29/20 18:03	1
Toluene-d8 (Surr)	99		80 - 120		05/29/20 18:03	1

## Method: 6010C - Metals (ICP) - Dissolved

Analyte	Result	Qualifier	RL	MDL	Unit	D	Prepared	Analyzed	Dil Fac
Calcium	81		1.1		mg/L		05/21/20 07:56	05/21/20 14:57	1
Iron	ND		0.30		mg/L		05/21/20 07:56	05/21/20 14:57	1
Magnesium	46		1.1		mg/L		05/21/20 07:56	05/21/20 14:57	1
Manganese	ND		0.020		mg/L		05/21/20 07:56	05/21/20 14:57	1
Potassium	5.3		3.3		mg/L		05/21/20 07:56	05/21/20 14:57	1
Sodium	29		2.0		mg/L		05/21/20 07:56	05/21/20 14:57	1

## Method: 6020A - Metals (ICP/MS) - Total Recoverable

Analyte	Result	Qualifier	RL	MDL	Unit	D	Prepared	Analyzed	Dil Fac
Antimony	ND		0.00080		mg/L		05/21/20 08:15	05/22/20 12:39	1
Arsenic	0.0038		0.0010		mg/L		05/21/20 08:15	05/22/20 12:39	1
Barium	0.020		0.0012		mg/L		05/21/20 08:15	05/22/20 12:39	1
Beryllium	ND		0.00040		mg/L		05/21/20 08:15	05/22/20 12:39	1
Cadmium	ND		0.00080		mg/L		05/21/20 08:15	05/22/20 12:39	1
Chromium	0.0029		0.00080		mg/L		05/21/20 08:15	05/22/20 12:39	1
Cobalt	ND		0.00040		mg/L		05/21/20 08:15	05/22/20 12:39	1
Copper	0.0039		0.0020		mg/L		05/21/20 08:15	05/22/20 12:39	1
Lead	ND		0.00080		mg/L		05/21/20 08:15	05/22/20 12:39	1
Nickel	ND		0.0030		mg/L		05/21/20 08:15	05/22/20 12:39	1
Selenium	ND		0.0080		mg/L		05/21/20 08:15	05/22/20 12:39	1
Silver	ND		0.00040		mg/L		05/21/20 08:15	05/22/20 12:39	1
Thallium	ND		0.0010		mg/L		05/21/20 08:15	05/22/20 12:39	1
Vanadium	0.0062		0.0040		mg/L		05/21/20 08:15	05/22/20 12:39	1
Zinc	ND		0.0070		mg/L		05/21/20 08:15	05/22/20 12:39	1

## General Chemistry

Analyte	Result	Qualifier	RL	MDL	Unit	D	Prepared	Analyzed	Dil Fac
Fluoride	ND		0.20		mg/L			05/21/20 02:46	1
Nitrate Nitrite as N	ND		0.40		mg/L			05/21/20 02:46	1
Chloride	67		0.90		mg/L			05/21/20 02:46	1
Sulfate	55		1.2		mg/L			05/21/20 02:46	1
Ammonia	ND		0.50		mg/L		05/29/20 11:38	05/29/20 11:41	1
Total Organic Carbon	33		1.5		mg/L			05/23/20 03:37	1

Eurofins TestAmerica, Seattle

# Client Sample Results

Client: SCS Engineers  
 Project/Site: Coupeville Solid Waste Facility Groundwa

Job ID: 580-94815-1

**Client Sample ID: 0520-26**  
**Date Collected: 05/19/20 14:55**  
**Date Received: 05/20/20 15:15**

**Lab Sample ID: 580-94815-9**  
**Matrix: Water**

Analyte	Result	Qualifier	RL	RL	Unit	D	Prepared	Analyzed	Dil Fac
<b>Alkalinity</b>	<b>290</b>		5.0		mg/L			05/27/20 15:37	1
<b>Bicarbonate Alkalinity as CaCO3</b>	<b>290</b>		5.0		mg/L			05/27/20 15:37	1
Carbonate Alkalinity as CaCO3	ND		5.0		mg/L			05/27/20 15:37	1
Hydroxide Alkalinity as CaCO3	ND		5.0		mg/L			05/27/20 15:37	1
<b>Total Dissolved Solids</b>	<b>370</b>		10		mg/L			05/21/20 14:11	1
Chemical Oxygen Demand	ND		10		mg/L		05/21/20 11:08	05/21/20 12:08	1



# Client Sample Results

Client: SCS Engineers  
 Project/Site: Coupeville Solid Waste Facility Groundwa

Job ID: 580-94815-1

**Client Sample ID: 0520-27**

**Lab Sample ID: 580-94815-10**

**Date Collected: 05/19/20 13:03**

**Matrix: Water**

**Date Received: 05/20/20 15:15**

**Method: 8260C LL - Volatile Organic Compounds by GC/MS**

Analyte	Result	Qualifier	RL	MDL	Unit	D	Prepared	Analyzed	Dil Fac
1,1,1,2-Tetrachloroethane	ND		0.30		ug/L			05/22/20 11:29	1
1,1,1-Trichloroethane	ND		0.20		ug/L			05/22/20 11:29	1
1,1,2,2-Tetrachloroethane	ND		0.20		ug/L			05/22/20 11:29	1
1,1,2-Trichloroethane	ND		0.20		ug/L			05/22/20 11:29	1
1,1-Dichloroethane	ND		0.20		ug/L			05/22/20 11:29	1
1,1-Dichloroethene	ND		0.20		ug/L			05/22/20 11:29	1
1,2,3-Trichloropropane	ND		0.20		ug/L			05/22/20 11:29	1
1,2-Dibromo-3-Chloropropane	ND		2.0		ug/L			05/22/20 11:29	1
1,2-Dibromoethane	ND		0.10		ug/L			05/22/20 11:29	1
1,2-Dichlorobenzene	ND		0.30		ug/L			05/22/20 11:29	1
1,2-Dichloroethane	ND		0.20		ug/L			05/22/20 11:29	1
1,2-Dichloropropane	ND		0.20		ug/L			05/22/20 11:29	1
1,4-Dichlorobenzene	ND		0.30		ug/L			05/22/20 11:29	1
2-Butanone	ND	*1	10		ug/L			05/22/20 11:29	1
2-Hexanone	ND		3.0		ug/L			05/22/20 11:29	1
4-Methyl-2-pentanone	ND		10		ug/L			05/22/20 11:29	1
Acrylonitrile	ND		10		ug/L			05/22/20 11:29	1
Benzene	ND		0.20		ug/L			05/22/20 11:29	1
Bromochloromethane	ND		0.20		ug/L			05/22/20 11:29	1
Bromodichloromethane	ND		0.20		ug/L			05/22/20 11:29	1
Bromoform	ND		0.50		ug/L			05/22/20 11:29	1
Bromomethane	ND		0.50		ug/L			05/22/20 11:29	1
Carbon disulfide	ND		0.30		ug/L			05/22/20 11:29	1
Carbon tetrachloride	ND		0.20		ug/L			05/22/20 11:29	1
Chlorobenzene	ND		0.20		ug/L			05/22/20 11:29	1
Chloroethane	ND		0.50		ug/L			05/22/20 11:29	1
Chloroform	ND		0.20		ug/L			05/22/20 11:29	1
Chloromethane	ND		0.50		ug/L			05/22/20 11:29	1
cis-1,2-Dichloroethene	ND		0.20		ug/L			05/22/20 11:29	1
cis-1,3-Dichloropropene	ND		0.20		ug/L			05/22/20 11:29	1
Dibromochloromethane	ND		0.20		ug/L			05/22/20 11:29	1
Dibromomethane	ND		0.20		ug/L			05/22/20 11:29	1
Ethylbenzene	ND		0.20		ug/L			05/22/20 11:29	1
m,p-Xylene	ND		0.50		ug/L			05/22/20 11:29	1
Methyl iodide	ND		0.50		ug/L			05/22/20 11:29	1
Methylene Chloride	ND		5.0		ug/L			05/22/20 11:29	1
o-Xylene	ND		0.50		ug/L			05/22/20 11:29	1
Styrene	ND		1.0		ug/L			05/22/20 11:29	1
Tetrachloroethene	ND		0.50		ug/L			05/22/20 11:29	1
Toluene	ND		0.20		ug/L			05/22/20 11:29	1
trans-1,2-Dichloroethene	ND		0.20		ug/L			05/22/20 11:29	1
trans-1,3-Dichloropropene	ND		0.20		ug/L			05/22/20 11:29	1
trans-1,4-Dichloro-2-butene	ND		2.0		ug/L			05/22/20 11:29	1
Trichloroethene	ND		0.20		ug/L			05/22/20 11:29	1
Trichlorofluoromethane	ND		0.50		ug/L			05/22/20 11:29	1
Vinyl acetate	ND		2.0		ug/L			05/22/20 11:29	1

Surrogate	%Recovery	Qualifier	Limits	Prepared	Analyzed	Dil Fac
1,2-Dichloroethane-d4 (Surr)	110		80 - 120		05/22/20 11:29	1
4-Bromofluorobenzene (Surr)	91		80 - 120		05/22/20 11:29	1

Eurofins TestAmerica, Seattle

# Client Sample Results

Client: SCS Engineers  
 Project/Site: Coupeville Solid Waste Facility Groundwa

Job ID: 580-94815-1

**Client Sample ID: 0520-27**

**Lab Sample ID: 580-94815-10**

Date Collected: 05/19/20 13:03

Matrix: Water

Date Received: 05/20/20 15:15

**Method: 8260C LL - Volatile Organic Compounds by GC/MS (Continued)**

Surrogate	%Recovery	Qualifier	Limits	Prepared	Analyzed	Dil Fac
Dibromofluoromethane (Surr)	106		80 - 120		05/22/20 11:29	1
Toluene-d8 (Surr)	104		80 - 120		05/22/20 11:29	1

**Method: 8260C LL - Volatile Organic Compounds by GC/MS - RA**

Analyte	Result	Qualifier	RL	MDL	Unit	D	Prepared	Analyzed	Dil Fac
Acetone	ND	*	10		ug/L			05/29/20 18:30	1
Vinyl chloride	0.035		0.020		ug/L			05/29/20 18:30	1

Surrogate	%Recovery	Qualifier	Limits	Prepared	Analyzed	Dil Fac
1,2-Dichloroethane-d4 (Surr)	103		80 - 120		05/29/20 18:30	1
4-Bromofluorobenzene (Surr)	85		80 - 120		05/29/20 18:30	1
Dibromofluoromethane (Surr)	103		80 - 120		05/29/20 18:30	1
Toluene-d8 (Surr)	100		80 - 120		05/29/20 18:30	1
Trifluorotoluene (Surr)					05/29/20 18:30	1

**Method: 6010C - Metals (ICP) - Dissolved**

Analyte	Result	Qualifier	RL	MDL	Unit	D	Prepared	Analyzed	Dil Fac
Calcium	180		1.1		mg/L		05/21/20 07:56	05/21/20 15:01	1
Iron	ND		0.30		mg/L		05/21/20 07:56	05/21/20 15:01	1
Magnesium	130		1.1		mg/L		05/21/20 07:56	05/21/20 15:01	1
Manganese	0.052		0.020		mg/L		05/21/20 07:56	05/21/20 15:01	1
Potassium	9.2		3.3		mg/L		05/21/20 07:56	05/21/20 15:01	1
Sodium	46		2.0		mg/L		05/21/20 07:56	05/21/20 15:01	1

**Method: 6020A - Metals (ICP/MS) - Total Recoverable**

Analyte	Result	Qualifier	RL	MDL	Unit	D	Prepared	Analyzed	Dil Fac
Antimony	ND		0.00080		mg/L		05/21/20 08:15	05/22/20 12:42	1
Arsenic	0.0046		0.0010		mg/L		05/21/20 08:15	05/22/20 12:42	1
Barium	0.050		0.0012		mg/L		05/21/20 08:15	05/22/20 12:42	1
Beryllium	ND		0.00040		mg/L		05/21/20 08:15	05/22/20 12:42	1
Cadmium	ND		0.00080		mg/L		05/21/20 08:15	05/22/20 12:42	1
Chromium	ND		0.00080		mg/L		05/21/20 08:15	05/22/20 12:42	1
Cobalt	0.00085		0.00040		mg/L		05/21/20 08:15	05/22/20 12:42	1
Copper	ND		0.0020		mg/L		05/21/20 08:15	05/22/20 12:42	1
Lead	ND		0.00080		mg/L		05/21/20 08:15	05/22/20 12:42	1
Nickel	0.0062		0.0030		mg/L		05/21/20 08:15	05/22/20 12:42	1
Selenium	ND		0.0080		mg/L		05/21/20 08:15	05/22/20 12:42	1
Silver	ND		0.00040		mg/L		05/21/20 08:15	05/22/20 12:42	1
Thallium	ND		0.0010		mg/L		05/21/20 08:15	05/22/20 12:42	1
Vanadium	0.0062		0.0040		mg/L		05/21/20 08:15	05/22/20 12:42	1
Zinc	ND		0.0070		mg/L		05/21/20 08:15	05/22/20 12:42	1

**General Chemistry**

Analyte	Result	Qualifier	RL	MDL	Unit	D	Prepared	Analyzed	Dil Fac
Fluoride	ND		0.20		mg/L			05/21/20 02:58	1
Nitrate Nitrite as N	1.3		0.40		mg/L			05/21/20 02:58	1
Chloride	75		0.90		mg/L			05/21/20 02:58	1
Sulfate	110		2.4		mg/L			05/21/20 10:19	2
Ammonia	ND		0.50		mg/L		05/29/20 11:38	05/29/20 11:41	1
Total Organic Carbon	12		7.5		mg/L			06/02/20 16:49	5

Eurofins TestAmerica, Seattle

# Client Sample Results

Client: SCS Engineers  
 Project/Site: Coupeville Solid Waste Facility Groundwa

Job ID: 580-94815-1

**Client Sample ID: 0520-27**  
**Date Collected: 05/19/20 13:03**  
**Date Received: 05/20/20 15:15**

**Lab Sample ID: 580-94815-10**  
**Matrix: Water**

Analyte	Result	Qualifier	RL	RL	Unit	D	Prepared	Analyzed	Dil Fac
<b>Alkalinity</b>	<b>790</b>		5.0		mg/L			05/27/20 15:37	1
<b>Bicarbonate Alkalinity as CaCO3</b>	<b>790</b>		5.0		mg/L			05/27/20 15:37	1
Carbonate Alkalinity as CaCO3	ND		5.0		mg/L			05/27/20 15:37	1
Hydroxide Alkalinity as CaCO3	ND		5.0		mg/L			05/27/20 15:37	1
<b>Total Dissolved Solids</b>	<b>770</b>		10		mg/L			05/21/20 14:11	1
Chemical Oxygen Demand	ND		10		mg/L		05/21/20 11:08	05/21/20 12:08	1



# Client Sample Results

Client: SCS Engineers  
 Project/Site: Coupeville Solid Waste Facility Groundwa

Job ID: 580-94815-1

**Client Sample ID: 0520-28**

**Lab Sample ID: 580-94815-11**

**Date Collected: 05/19/20 15:55**

**Matrix: Water**

**Date Received: 05/20/20 15:15**

**Method: 8260C LL - Volatile Organic Compounds by GC/MS**

Analyte	Result	Qualifier	RL	MDL	Unit	D	Prepared	Analyzed	Dil Fac
1,1,1,2-Tetrachloroethane	ND		0.30		ug/L			05/22/20 11:03	1
1,1,1-Trichloroethane	ND		0.20		ug/L			05/22/20 11:03	1
1,1,2,2-Tetrachloroethane	ND		0.20		ug/L			05/22/20 11:03	1
1,1,2-Trichloroethane	ND		0.20		ug/L			05/22/20 11:03	1
1,1-Dichloroethane	ND		0.20		ug/L			05/22/20 11:03	1
1,1-Dichloroethene	ND		0.20		ug/L			05/22/20 11:03	1
1,2,3-Trichloropropane	ND		0.20		ug/L			05/22/20 11:03	1
1,2-Dibromo-3-Chloropropane	ND		2.0		ug/L			05/22/20 11:03	1
1,2-Dibromoethane	ND		0.10		ug/L			05/22/20 11:03	1
1,2-Dichlorobenzene	ND		0.30		ug/L			05/22/20 11:03	1
1,2-Dichloroethane	ND		0.20		ug/L			05/22/20 11:03	1
1,2-Dichloropropane	ND		0.20		ug/L			05/22/20 11:03	1
1,4-Dichlorobenzene	ND		0.30		ug/L			05/22/20 11:03	1
2-Butanone	ND	*1	10		ug/L			05/22/20 11:03	1
2-Hexanone	ND		3.0		ug/L			05/22/20 11:03	1
4-Methyl-2-pentanone	ND		10		ug/L			05/22/20 11:03	1
Acrylonitrile	ND		10		ug/L			05/22/20 11:03	1
Benzene	ND		0.20		ug/L			05/22/20 11:03	1
Bromochloromethane	ND		0.20		ug/L			05/22/20 11:03	1
Bromodichloromethane	ND		0.20		ug/L			05/22/20 11:03	1
Bromoform	ND		0.50		ug/L			05/22/20 11:03	1
Bromomethane	ND		0.50		ug/L			05/22/20 11:03	1
Carbon disulfide	ND		0.30		ug/L			05/22/20 11:03	1
Carbon tetrachloride	ND		0.20		ug/L			05/22/20 11:03	1
Chlorobenzene	ND		0.20		ug/L			05/22/20 11:03	1
Chloroethane	ND		0.50		ug/L			05/22/20 11:03	1
Chloroform	ND		0.20		ug/L			05/22/20 11:03	1
Chloromethane	ND		0.50		ug/L			05/22/20 11:03	1
cis-1,2-Dichloroethene	ND		0.20		ug/L			05/22/20 11:03	1
cis-1,3-Dichloropropene	ND		0.20		ug/L			05/22/20 11:03	1
Dibromochloromethane	ND		0.20		ug/L			05/22/20 11:03	1
Dibromomethane	ND		0.20		ug/L			05/22/20 11:03	1
Ethylbenzene	ND		0.20		ug/L			05/22/20 11:03	1
m,p-Xylene	ND		0.50		ug/L			05/22/20 11:03	1
Methyl iodide	ND		0.50		ug/L			05/22/20 11:03	1
Methylene Chloride	ND		5.0		ug/L			05/22/20 11:03	1
o-Xylene	ND		0.50		ug/L			05/22/20 11:03	1
Styrene	ND		1.0		ug/L			05/22/20 11:03	1
Tetrachloroethene	ND		0.50		ug/L			05/22/20 11:03	1
Toluene	ND		0.20		ug/L			05/22/20 11:03	1
trans-1,2-Dichloroethene	ND		0.20		ug/L			05/22/20 11:03	1
trans-1,3-Dichloropropene	ND		0.20		ug/L			05/22/20 11:03	1
trans-1,4-Dichloro-2-butene	ND		2.0		ug/L			05/22/20 11:03	1
Trichloroethene	ND		0.20		ug/L			05/22/20 11:03	1
<b>Trichlorofluoromethane</b>	<b>2.5</b>		0.50		ug/L			05/22/20 11:03	1
Vinyl acetate	ND		2.0		ug/L			05/22/20 11:03	1
Vinyl chloride	ND		0.020		ug/L			05/22/20 11:03	1

Surrogate	%Recovery	Qualifier	Limits	Prepared	Analyzed	Dil Fac
1,2-Dichloroethane-d4 (Surr)	114		80 - 120		05/22/20 11:03	1

Eurofins TestAmerica, Seattle

# Client Sample Results

Client: SCS Engineers  
 Project/Site: Coupeville Solid Waste Facility Groundwa

Job ID: 580-94815-1

**Client Sample ID: 0520-28**

**Lab Sample ID: 580-94815-11**

Date Collected: 05/19/20 15:55

Matrix: Water

Date Received: 05/20/20 15:15

**Method: 8260C LL - Volatile Organic Compounds by GC/MS (Continued)**

Surrogate	%Recovery	Qualifier	Limits	Prepared	Analyzed	Dil Fac
4-Bromofluorobenzene (Surr)	97		80 - 120		05/22/20 11:03	1
Dibromofluoromethane (Surr)	107		80 - 120		05/22/20 11:03	1
Toluene-d8 (Surr)	105		80 - 120		05/22/20 11:03	1

**Method: 8260C LL - Volatile Organic Compounds by GC/MS - RA**

Analyte	Result	Qualifier	RL	MDL	Unit	D	Prepared	Analyzed	Dil Fac
Acetone	ND	*	10		ug/L			05/29/20 18:56	1

Surrogate	%Recovery	Qualifier	Limits	Prepared	Analyzed	Dil Fac
1,2-Dichloroethane-d4 (Surr)	107		80 - 120		05/29/20 18:56	1
4-Bromofluorobenzene (Surr)	84		80 - 120		05/29/20 18:56	1
Dibromofluoromethane (Surr)	105		80 - 120		05/29/20 18:56	1
Toluene-d8 (Surr)	98		80 - 120		05/29/20 18:56	1
Trifluorotoluene (Surr)					05/29/20 18:56	1

**Method: 6010C - Metals (ICP) - Dissolved**

Analyte	Result	Qualifier	RL	MDL	Unit	D	Prepared	Analyzed	Dil Fac
Calcium	160		1.1		mg/L		05/21/20 07:56	05/21/20 15:10	1
Iron	ND		0.30		mg/L		05/21/20 07:56	05/21/20 15:10	1
Magnesium	65		1.1		mg/L		05/21/20 07:56	05/21/20 15:10	1
Manganese	0.42		0.020		mg/L		05/21/20 07:56	05/21/20 15:10	1
Potassium	6.9		3.3		mg/L		05/21/20 07:56	05/21/20 15:10	1
Sodium	30		2.0		mg/L		05/21/20 07:56	05/21/20 15:10	1

**Method: 6020A - Metals (ICP/MS) - Total Recoverable**

Analyte	Result	Qualifier	RL	MDL	Unit	D	Prepared	Analyzed	Dil Fac
Antimony	ND		0.00080		mg/L		05/21/20 08:15	05/22/20 13:07	1
Arsenic	0.0012		0.0010		mg/L		05/21/20 08:15	05/22/20 13:07	1
Barium	0.053		0.0012		mg/L		05/21/20 08:15	05/22/20 13:07	1
Beryllium	ND		0.00040		mg/L		05/21/20 08:15	05/22/20 13:07	1
Cadmium	ND		0.00080		mg/L		05/21/20 08:15	05/22/20 13:07	1
Chromium	ND		0.00080		mg/L		05/21/20 08:15	05/22/20 13:07	1
Cobalt	0.00087		0.00040		mg/L		05/21/20 08:15	05/22/20 13:07	1
Copper	ND		0.0020		mg/L		05/21/20 08:15	05/22/20 13:07	1
Lead	ND		0.00080		mg/L		05/21/20 08:15	05/22/20 13:07	1
Nickel	0.0048		0.0030		mg/L		05/21/20 08:15	05/22/20 13:07	1
Selenium	ND		0.0080		mg/L		05/21/20 08:15	05/22/20 13:07	1
Silver	ND		0.00040		mg/L		05/21/20 08:15	05/22/20 13:07	1
Thallium	ND		0.0010		mg/L		05/21/20 08:15	05/22/20 13:07	1
Vanadium	ND		0.0040		mg/L		05/21/20 08:15	05/22/20 13:07	1
Zinc	ND		0.0070		mg/L		05/21/20 08:15	05/22/20 13:07	1

**General Chemistry**

Analyte	Result	Qualifier	RL	MDL	Unit	D	Prepared	Analyzed	Dil Fac
Fluoride	ND		0.20		mg/L			05/21/20 03:09	1
Nitrate Nitrite as N	8.6		0.80		mg/L			05/21/20 10:30	2
Chloride	20		0.90		mg/L			05/21/20 03:09	1
Sulfate	74		1.2		mg/L			05/21/20 03:09	1
Ammonia	ND		0.50		mg/L		05/29/20 11:38	05/29/20 11:41	1
Total Organic Carbon	78		1.5		mg/L			05/23/20 04:11	1

Eurofins TestAmerica, Seattle

# Client Sample Results

Client: SCS Engineers  
 Project/Site: Coupeville Solid Waste Facility Groundwa

Job ID: 580-94815-1

**Client Sample ID: 0520-28**  
**Date Collected: 05/19/20 15:55**  
**Date Received: 05/20/20 15:15**

**Lab Sample ID: 580-94815-11**  
**Matrix: Water**

Analyte	Result	Qualifier	RL	RL	Unit	D	Prepared	Analyzed	Dil Fac
<b>Alkalinity</b>	<b>540</b>		5.0		mg/L			05/27/20 15:37	1
<b>Bicarbonate Alkalinity as CaCO3</b>	<b>540</b>		5.0		mg/L			05/27/20 15:37	1
Carbonate Alkalinity as CaCO3	ND		5.0		mg/L			05/27/20 15:37	1
Hydroxide Alkalinity as CaCO3	ND		5.0		mg/L			05/27/20 15:37	1
<b>Total Dissolved Solids</b>	<b>680</b>		10		mg/L			05/21/20 14:11	1
Chemical Oxygen Demand	ND		10		mg/L		05/21/20 11:08	05/21/20 12:08	1



# Client Sample Results

Client: SCS Engineers  
 Project/Site: Coupeville Solid Waste Facility Groundwa

Job ID: 580-94815-1

**Client Sample ID: 0520-29**

**Lab Sample ID: 580-94815-12**

Date Collected: 05/19/20 14:02

Matrix: Water

Date Received: 05/20/20 15:15

**Method: 8260C LL - Volatile Organic Compounds by GC/MS**

Analyte	Result	Qualifier	RL	MDL	Unit	D	Prepared	Analyzed	Dil Fac
1,1,1,2-Tetrachloroethane	ND		0.30		ug/L			05/22/20 10:36	1
1,1,1-Trichloroethane	ND		0.20		ug/L			05/22/20 10:36	1
1,1,2,2-Tetrachloroethane	ND		0.20		ug/L			05/22/20 10:36	1
1,1,2-Trichloroethane	ND		0.20		ug/L			05/22/20 10:36	1
1,1-Dichloroethane	ND		0.20		ug/L			05/22/20 10:36	1
1,1-Dichloroethene	ND		0.20		ug/L			05/22/20 10:36	1
1,2,3-Trichloropropane	ND		0.20		ug/L			05/22/20 10:36	1
1,2-Dibromo-3-Chloropropane	ND		2.0		ug/L			05/22/20 10:36	1
1,2-Dibromoethane	ND		0.10		ug/L			05/22/20 10:36	1
1,2-Dichlorobenzene	ND		0.30		ug/L			05/22/20 10:36	1
1,2-Dichloroethane	ND		0.20		ug/L			05/22/20 10:36	1
1,2-Dichloropropane	ND		0.20		ug/L			05/22/20 10:36	1
1,4-Dichlorobenzene	ND		0.30		ug/L			05/22/20 10:36	1
2-Butanone	ND	*1	10		ug/L			05/22/20 10:36	1
2-Hexanone	ND		3.0		ug/L			05/22/20 10:36	1
4-Methyl-2-pentanone	ND		10		ug/L			05/22/20 10:36	1
Acrylonitrile	ND		10		ug/L			05/22/20 10:36	1
Benzene	ND		0.20		ug/L			05/22/20 10:36	1
Bromochloromethane	ND		0.20		ug/L			05/22/20 10:36	1
Bromodichloromethane	ND		0.20		ug/L			05/22/20 10:36	1
Bromoform	ND		0.50		ug/L			05/22/20 10:36	1
Bromomethane	ND		0.50		ug/L			05/22/20 10:36	1
Carbon disulfide	ND		0.30		ug/L			05/22/20 10:36	1
Carbon tetrachloride	ND		0.20		ug/L			05/22/20 10:36	1
Chlorobenzene	ND		0.20		ug/L			05/22/20 10:36	1
Chloroethane	ND		0.50		ug/L			05/22/20 10:36	1
Chloroform	ND		0.20		ug/L			05/22/20 10:36	1
Chloromethane	ND		0.50		ug/L			05/22/20 10:36	1
cis-1,2-Dichloroethene	ND		0.20		ug/L			05/22/20 10:36	1
cis-1,3-Dichloropropene	ND		0.20		ug/L			05/22/20 10:36	1
Dibromochloromethane	ND		0.20		ug/L			05/22/20 10:36	1
Dibromomethane	ND		0.20		ug/L			05/22/20 10:36	1
Ethylbenzene	ND		0.20		ug/L			05/22/20 10:36	1
m,p-Xylene	ND		0.50		ug/L			05/22/20 10:36	1
Methyl iodide	ND		0.50		ug/L			05/22/20 10:36	1
Methylene Chloride	ND		5.0		ug/L			05/22/20 10:36	1
o-Xylene	ND		0.50		ug/L			05/22/20 10:36	1
Styrene	ND		1.0		ug/L			05/22/20 10:36	1
Tetrachloroethene	ND		0.50		ug/L			05/22/20 10:36	1
Toluene	ND		0.20		ug/L			05/22/20 10:36	1
trans-1,2-Dichloroethene	ND		0.20		ug/L			05/22/20 10:36	1
trans-1,3-Dichloropropene	ND		0.20		ug/L			05/22/20 10:36	1
trans-1,4-Dichloro-2-butene	ND		2.0		ug/L			05/22/20 10:36	1
Trichloroethene	ND		0.20		ug/L			05/22/20 10:36	1
Trichlorofluoromethane	ND		0.50		ug/L			05/22/20 10:36	1
Vinyl acetate	ND		2.0		ug/L			05/22/20 10:36	1
Vinyl chloride	ND		0.020		ug/L			05/22/20 10:36	1

Surrogate	%Recovery	Qualifier	Limits	Prepared	Analyzed	Dil Fac
1,2-Dichloroethane-d4 (Surr)	111		80 - 120		05/22/20 10:36	1

Eurofins TestAmerica, Seattle

# Client Sample Results

Client: SCS Engineers  
 Project/Site: Coupeville Solid Waste Facility Groundwa

Job ID: 580-94815-1

**Client Sample ID: 0520-29**

**Lab Sample ID: 580-94815-12**

Date Collected: 05/19/20 14:02

Matrix: Water

Date Received: 05/20/20 15:15

## Method: 8260C LL - Volatile Organic Compounds by GC/MS (Continued)

Surrogate	%Recovery	Qualifier	Limits	Prepared	Analyzed	Dil Fac
4-Bromofluorobenzene (Surr)	95		80 - 120		05/22/20 10:36	1
Dibromofluoromethane (Surr)	108		80 - 120		05/22/20 10:36	1
Toluene-d8 (Surr)	104		80 - 120		05/22/20 10:36	1

## Method: 8260C LL - Volatile Organic Compounds by GC/MS - RA

Analyte	Result	Qualifier	RL	MDL	Unit	D	Prepared	Analyzed	Dil Fac
Acetone	ND	*	10		ug/L			05/29/20 19:23	1

Surrogate	%Recovery	Qualifier	Limits	Prepared	Analyzed	Dil Fac
1,2-Dichloroethane-d4 (Surr)	109		80 - 120		05/29/20 19:23	1
4-Bromofluorobenzene (Surr)	83		80 - 120		05/29/20 19:23	1
Dibromofluoromethane (Surr)	110		80 - 120		05/29/20 19:23	1
Toluene-d8 (Surr)	96		80 - 120		05/29/20 19:23	1

## Method: 6010C - Metals (ICP) - Dissolved

Analyte	Result	Qualifier	RL	MDL	Unit	D	Prepared	Analyzed	Dil Fac
Calcium	63		1.1		mg/L		05/21/20 07:56	05/21/20 15:14	1
Iron	1.2		0.30		mg/L		05/21/20 07:56	05/21/20 15:14	1
Magnesium	33		1.1		mg/L		05/21/20 07:56	05/21/20 15:14	1
Manganese	0.57		0.020		mg/L		05/21/20 07:56	05/21/20 15:14	1
Potassium	5.9		3.3		mg/L		05/21/20 07:56	05/21/20 15:14	1
Sodium	36		2.0		mg/L		05/21/20 07:56	05/21/20 15:14	1

## Method: 6020A - Metals (ICP/MS) - Total Recoverable

Analyte	Result	Qualifier	RL	MDL	Unit	D	Prepared	Analyzed	Dil Fac
Antimony	ND		0.00080		mg/L		05/21/20 08:15	05/22/20 13:10	1
Arsenic	0.0011		0.0010		mg/L		05/21/20 08:15	05/22/20 13:10	1
Barium	0.081		0.0012		mg/L		05/21/20 08:15	05/22/20 13:10	1
Beryllium	ND		0.00040		mg/L		05/21/20 08:15	05/22/20 13:10	1
Cadmium	ND		0.00080		mg/L		05/21/20 08:15	05/22/20 13:10	1
Chromium	ND		0.00080		mg/L		05/21/20 08:15	05/22/20 13:10	1
Cobalt	ND		0.00040		mg/L		05/21/20 08:15	05/22/20 13:10	1
Copper	ND		0.0020		mg/L		05/21/20 08:15	05/22/20 13:10	1
Lead	ND		0.00080		mg/L		05/21/20 08:15	05/22/20 13:10	1
Nickel	ND		0.0030		mg/L		05/21/20 08:15	05/22/20 13:10	1
Selenium	ND		0.0080		mg/L		05/21/20 08:15	05/22/20 13:10	1
Silver	ND		0.00040		mg/L		05/21/20 08:15	05/22/20 13:10	1
Thallium	ND		0.0010		mg/L		05/21/20 08:15	05/22/20 13:10	1
Vanadium	ND		0.0040		mg/L		05/21/20 08:15	05/22/20 13:10	1
Zinc	ND		0.0070		mg/L		05/21/20 08:15	05/22/20 13:10	1

## General Chemistry

Analyte	Result	Qualifier	RL	MDL	Unit	D	Prepared	Analyzed	Dil Fac
Fluoride	ND		0.20		mg/L			05/21/20 03:21	1
Nitrate Nitrite as N	2.9		0.40		mg/L			05/21/20 03:21	1
Chloride	54		0.90		mg/L			05/21/20 03:21	1
Sulfate	21		1.2		mg/L			05/21/20 03:21	1
Ammonia	ND		0.50		mg/L		05/29/20 11:38	05/29/20 11:41	1
Total Organic Carbon	31		1.5		mg/L			05/23/20 04:26	1

Eurofins TestAmerica, Seattle

# Client Sample Results

Client: SCS Engineers  
 Project/Site: Coupeville Solid Waste Facility Groundwa

Job ID: 580-94815-1

**Client Sample ID: 0520-29**  
**Date Collected: 05/19/20 14:02**  
**Date Received: 05/20/20 15:15**

**Lab Sample ID: 580-94815-12**  
**Matrix: Water**

Analyte	Result	Qualifier	RL	RL	Unit	D	Prepared	Analyzed	Dil Fac
<b>Alkalinity</b>	<b>280</b>		5.0		mg/L			05/27/20 15:37	1
<b>Bicarbonate Alkalinity as CaCO3</b>	<b>280</b>		5.0		mg/L			05/27/20 15:37	1
Carbonate Alkalinity as CaCO3	ND		5.0		mg/L			05/27/20 15:37	1
Hydroxide Alkalinity as CaCO3	ND		5.0		mg/L			05/27/20 15:37	1
<b>Total Dissolved Solids</b>	<b>290</b>		10		mg/L			05/21/20 14:11	1
Chemical Oxygen Demand	ND		10		mg/L		05/21/20 11:08	05/21/20 12:08	1



# Client Sample Results

Client: SCS Engineers  
 Project/Site: Coupeville Solid Waste Facility Groundwa

Job ID: 580-94815-1

**Client Sample ID: 0520-30**

**Lab Sample ID: 580-94815-13**

Date Collected: 05/19/20 16:47

Matrix: Water

Date Received: 05/20/20 15:15

**Method: 8260C LL - Volatile Organic Compounds by GC/MS**

Analyte	Result	Qualifier	RL	MDL	Unit	D	Prepared	Analyzed	Dil Fac
1,1,1,2-Tetrachloroethane	ND		0.30		ug/L			05/22/20 19:17	1
<b>1,1,1-Trichloroethane</b>	<b>0.33</b>		0.20		ug/L			05/22/20 19:17	1
1,1,2,2-Tetrachloroethane	ND		0.20		ug/L			05/22/20 19:17	1
1,1,2-Trichloroethane	ND		0.20		ug/L			05/22/20 19:17	1
<b>1,1-Dichloroethane</b>	<b>0.21</b>		0.20		ug/L			05/22/20 19:17	1
1,1-Dichloroethene	ND		0.20		ug/L			05/22/20 19:17	1
1,2,3-Trichloropropane	ND		0.20		ug/L			05/22/20 19:17	1
1,2-Dibromo-3-Chloropropane	ND		2.0		ug/L			05/22/20 19:17	1
1,2-Dibromoethane	ND		0.10		ug/L			05/22/20 19:17	1
1,2-Dichlorobenzene	ND		0.30		ug/L			05/22/20 19:17	1
1,2-Dichloroethane	ND		0.20		ug/L			05/22/20 19:17	1
1,2-Dichloropropane	ND		0.20		ug/L			05/22/20 19:17	1
1,4-Dichlorobenzene	ND		0.30		ug/L			05/22/20 19:17	1
2-Butanone	ND		10		ug/L			05/22/20 19:17	1
2-Hexanone	ND		3.0		ug/L			05/22/20 19:17	1
4-Methyl-2-pentanone	ND		10		ug/L			05/22/20 19:17	1
<b>Acetone</b>	<b>29</b>		10		ug/L			05/22/20 19:17	1
Acrylonitrile	ND		10		ug/L			05/22/20 19:17	1
Benzene	ND		0.20		ug/L			05/22/20 19:17	1
Bromochloromethane	ND		0.20		ug/L			05/22/20 19:17	1
Bromodichloromethane	ND		0.20		ug/L			05/22/20 19:17	1
Bromoform	ND		0.50		ug/L			05/22/20 19:17	1
Bromomethane	ND		0.50		ug/L			05/22/20 19:17	1
Carbon disulfide	ND		0.30		ug/L			05/22/20 19:17	1
Carbon tetrachloride	ND		0.20		ug/L			05/22/20 19:17	1
Chlorobenzene	ND		0.20		ug/L			05/22/20 19:17	1
Chloroethane	ND		0.50		ug/L			05/22/20 19:17	1
Chloroform	ND		0.20		ug/L			05/22/20 19:17	1
Chloromethane	ND		0.50		ug/L			05/22/20 19:17	1
cis-1,3-Dichloropropene	ND		0.20		ug/L			05/22/20 19:17	1
Dibromochloromethane	ND		0.20		ug/L			05/22/20 19:17	1
Dibromomethane	ND		0.20		ug/L			05/22/20 19:17	1
Ethylbenzene	ND		0.20		ug/L			05/22/20 19:17	1
m,p-Xylene	ND		0.50		ug/L			05/22/20 19:17	1
Methyl iodide	ND		0.50		ug/L			05/22/20 19:17	1
Methylene Chloride	ND		5.0		ug/L			05/22/20 19:17	1
o-Xylene	ND		0.50		ug/L			05/22/20 19:17	1
Styrene	ND		1.0		ug/L			05/22/20 19:17	1
Tetrachloroethene	ND		0.50		ug/L			05/22/20 19:17	1
Toluene	ND		0.20		ug/L			05/22/20 19:17	1
<b>trans-1,2-Dichloroethene</b>	<b>0.22</b>		0.20		ug/L			05/22/20 19:17	1
trans-1,3-Dichloropropene	ND		0.20		ug/L			05/22/20 19:17	1
trans-1,4-Dichloro-2-butene	ND		2.0		ug/L			05/22/20 19:17	1
<b>Trichlorofluoromethane</b>	<b>2.7</b>		0.50		ug/L			05/22/20 19:17	1
Vinyl acetate	ND		2.0		ug/L			05/22/20 19:17	1

Surrogate	%Recovery	Qualifier	Limits	Prepared	Analyzed	Dil Fac
1,2-Dichloroethane-d4 (Surr)	94		80 - 120		05/22/20 19:17	1
4-Bromofluorobenzene (Surr)	104		80 - 120		05/22/20 19:17	1
Dibromofluoromethane (Surr)	95		80 - 120		05/22/20 19:17	1

Eurofins TestAmerica, Seattle

# Client Sample Results

Client: SCS Engineers  
Project/Site: Coupeville Solid Waste Facility Groundwa

Job ID: 580-94815-1

**Client Sample ID: 0520-30**

**Lab Sample ID: 580-94815-13**

Date Collected: 05/19/20 16:47

Matrix: Water

Date Received: 05/20/20 15:15

**Method: 8260C LL - Volatile Organic Compounds by GC/MS (Continued)**

Surrogate	%Recovery	Qualifier	Limits	Prepared	Analyzed	Dil Fac
Toluene-d8 (Surr)	97		80 - 120		05/22/20 19:17	1

**Method: 8260C LL - Volatile Organic Compounds by GC/MS - RA**

Analyte	Result	Qualifier	RL	MDL	Unit	D	Prepared	Analyzed	Dil Fac
cis-1,2-Dichloroethene	ND		0.20		ug/L			05/29/20 19:50	1
Trichloroethene	ND	*1	0.20		ug/L			05/29/20 19:50	1
<b>Vinyl chloride</b>	<b>29</b>		0.020		ug/L			05/29/20 19:50	1

Surrogate	%Recovery	Qualifier	Limits	Prepared	Analyzed	Dil Fac
1,2-Dichloroethane-d4 (Surr)	103		80 - 120		05/29/20 19:50	1
4-Bromofluorobenzene (Surr)	86		80 - 120		05/29/20 19:50	1
Dibromofluoromethane (Surr)	104		80 - 120		05/29/20 19:50	1
Toluene-d8 (Surr)	98		80 - 120		05/29/20 19:50	1

**Method: 6010C - Metals (ICP) - Dissolved**

Analyte	Result	Qualifier	RL	MDL	Unit	D	Prepared	Analyzed	Dil Fac
<b>Calcium</b>	<b>180</b>		1.1		mg/L		05/21/20 07:56	05/21/20 15:17	1
Iron	ND		0.30		mg/L		05/21/20 07:56	05/21/20 15:17	1
<b>Magnesium</b>	<b>90</b>		1.1		mg/L		05/21/20 07:56	05/21/20 15:17	1
<b>Manganese</b>	<b>0.058</b>		0.020		mg/L		05/21/20 07:56	05/21/20 15:17	1
<b>Potassium</b>	<b>8.3</b>		3.3		mg/L		05/21/20 07:56	05/21/20 15:17	1
<b>Sodium</b>	<b>35</b>		2.0		mg/L		05/21/20 07:56	05/21/20 15:17	1

**Method: 6020A - Metals (ICP/MS) - Total Recoverable**

Analyte	Result	Qualifier	RL	MDL	Unit	D	Prepared	Analyzed	Dil Fac
Antimony	ND		0.00080		mg/L		05/21/20 08:15	05/22/20 13:13	1
<b>Arsenic</b>	<b>0.0017</b>		0.0010		mg/L		05/21/20 08:15	05/22/20 13:13	1
<b>Barium</b>	<b>0.041</b>		0.0012		mg/L		05/21/20 08:15	05/22/20 13:13	1
Beryllium	ND		0.00040		mg/L		05/21/20 08:15	05/22/20 13:13	1
Cadmium	ND		0.00080		mg/L		05/21/20 08:15	05/22/20 13:13	1
Chromium	ND		0.00080		mg/L		05/21/20 08:15	05/22/20 13:13	1
Cobalt	ND		0.00040		mg/L		05/21/20 08:15	05/22/20 13:13	1
Copper	ND		0.0020		mg/L		05/21/20 08:15	05/22/20 13:13	1
Lead	ND		0.00080		mg/L		05/21/20 08:15	05/22/20 13:13	1
<b>Nickel</b>	<b>0.0069</b>		0.0030		mg/L		05/21/20 08:15	05/22/20 13:13	1
Selenium	ND		0.0080		mg/L		05/21/20 08:15	05/22/20 13:13	1
Silver	ND		0.00040		mg/L		05/21/20 08:15	05/22/20 13:13	1
Thallium	ND		0.0010		mg/L		05/21/20 08:15	05/22/20 13:13	1
<b>Vanadium</b>	<b>0.0058</b>		0.0040		mg/L		05/21/20 08:15	05/22/20 13:13	1
Zinc	ND		0.0070		mg/L		05/21/20 08:15	05/22/20 13:13	1

**General Chemistry**

Analyte	Result	Qualifier	RL	MDL	Unit	D	Prepared	Analyzed	Dil Fac
Fluoride	ND		0.20		mg/L			05/21/20 08:27	1
<b>Nitrate Nitrite as N</b>	<b>8.2</b>		0.40		mg/L			05/21/20 08:27	1
<b>Chloride</b>	<b>36</b>		0.90		mg/L			05/21/20 08:27	1
<b>Sulfate</b>	<b>79</b>		1.2		mg/L			05/21/20 08:27	1
Ammonia	ND		0.50		mg/L		05/29/20 11:38	05/29/20 11:41	1
<b>Total Organic Carbon</b>	<b>25</b>		7.5		mg/L			05/30/20 11:01	5

Eurofins TestAmerica, Seattle

# Client Sample Results

Client: SCS Engineers  
 Project/Site: Coupeville Solid Waste Facility Groundwa

Job ID: 580-94815-1

**Client Sample ID: 0520-30**  
**Date Collected: 05/19/20 16:47**  
**Date Received: 05/20/20 15:15**

**Lab Sample ID: 580-94815-13**  
**Matrix: Water**

Analyte	Result	Qualifier	RL	RL	Unit	D	Prepared	Analyzed	Dil Fac
<b>Alkalinity</b>	<b>700</b>		5.0		mg/L			05/27/20 15:37	1
<b>Bicarbonate Alkalinity as CaCO3</b>	<b>700</b>		5.0		mg/L			05/27/20 15:37	1
Carbonate Alkalinity as CaCO3	ND		5.0		mg/L			05/27/20 15:37	1
Hydroxide Alkalinity as CaCO3	ND		5.0		mg/L			05/27/20 15:37	1
<b>Total Dissolved Solids</b>	<b>750</b>		10		mg/L			05/21/20 14:11	1
Chemical Oxygen Demand	ND		10		mg/L		05/21/20 11:08	05/21/20 12:08	1



# Client Sample Results

Client: SCS Engineers  
 Project/Site: Coupeville Solid Waste Facility Groundwa

Job ID: 580-94815-1

**Client Sample ID: 0520-31**

**Lab Sample ID: 580-94815-14**

Date Collected: 05/19/20 14:39

Matrix: Water

Date Received: 05/20/20 15:15

**Method: 8260C LL - Volatile Organic Compounds by GC/MS**

Analyte	Result	Qualifier	RL	MDL	Unit	D	Prepared	Analyzed	Dil Fac
1,1,1,2-Tetrachloroethane	ND		0.30		ug/L			05/22/20 19:44	1
1,1,1-Trichloroethane	ND		0.20		ug/L			05/22/20 19:44	1
1,1,2,2-Tetrachloroethane	ND		0.20		ug/L			05/22/20 19:44	1
1,1,2-Trichloroethane	ND		0.20		ug/L			05/22/20 19:44	1
1,1-Dichloroethane	ND		0.20		ug/L			05/22/20 19:44	1
1,1-Dichloroethene	ND		0.20		ug/L			05/22/20 19:44	1
1,2,3-Trichloropropane	ND		0.20		ug/L			05/22/20 19:44	1
1,2-Dibromo-3-Chloropropane	ND		2.0		ug/L			05/22/20 19:44	1
1,2-Dibromoethane	ND		0.10		ug/L			05/22/20 19:44	1
1,2-Dichlorobenzene	ND		0.30		ug/L			05/22/20 19:44	1
1,2-Dichloroethane	ND		0.20		ug/L			05/22/20 19:44	1
1,2-Dichloropropane	ND		0.20		ug/L			05/22/20 19:44	1
1,4-Dichlorobenzene	ND		0.30		ug/L			05/22/20 19:44	1
2-Butanone	ND		10		ug/L			05/22/20 19:44	1
2-Hexanone	ND		3.0		ug/L			05/22/20 19:44	1
4-Methyl-2-pentanone	ND		10		ug/L			05/22/20 19:44	1
Acetone	ND		10		ug/L			05/22/20 19:44	1
Acrylonitrile	ND		10		ug/L			05/22/20 19:44	1
Benzene	ND		0.20		ug/L			05/22/20 19:44	1
Bromochloromethane	ND		0.20		ug/L			05/22/20 19:44	1
Bromodichloromethane	ND		0.20		ug/L			05/22/20 19:44	1
Bromoform	ND		0.50		ug/L			05/22/20 19:44	1
Bromomethane	ND		0.50		ug/L			05/22/20 19:44	1
Carbon disulfide	ND		0.30		ug/L			05/22/20 19:44	1
Carbon tetrachloride	ND		0.20		ug/L			05/22/20 19:44	1
Chlorobenzene	ND		0.20		ug/L			05/22/20 19:44	1
Chloroethane	ND		0.50		ug/L			05/22/20 19:44	1
Chloroform	ND		0.20		ug/L			05/22/20 19:44	1
Chloromethane	ND		0.50		ug/L			05/22/20 19:44	1
cis-1,3-Dichloropropene	ND		0.20		ug/L			05/22/20 19:44	1
Dibromochloromethane	ND		0.20		ug/L			05/22/20 19:44	1
Dibromomethane	ND		0.20		ug/L			05/22/20 19:44	1
Ethylbenzene	ND		0.20		ug/L			05/22/20 19:44	1
m,p-Xylene	ND		0.50		ug/L			05/22/20 19:44	1
Methyl iodide	ND		0.50		ug/L			05/22/20 19:44	1
Methylene Chloride	ND		5.0		ug/L			05/22/20 19:44	1
o-Xylene	ND		0.50		ug/L			05/22/20 19:44	1
Styrene	ND		1.0		ug/L			05/22/20 19:44	1
Tetrachloroethene	ND		0.50		ug/L			05/22/20 19:44	1
Toluene	ND		0.20		ug/L			05/22/20 19:44	1
trans-1,2-Dichloroethene	ND		0.20		ug/L			05/22/20 19:44	1
trans-1,3-Dichloropropene	ND		0.20		ug/L			05/22/20 19:44	1
trans-1,4-Dichloro-2-butene	ND		2.0		ug/L			05/22/20 19:44	1
Trichlorofluoromethane	ND		0.50		ug/L			05/22/20 19:44	1
Vinyl acetate	ND		2.0		ug/L			05/22/20 19:44	1

Surrogate	%Recovery	Qualifier	Limits	Prepared	Analyzed	Dil Fac
1,2-Dichloroethane-d4 (Surr)	96		80 - 120		05/22/20 19:44	1
4-Bromofluorobenzene (Surr)	105		80 - 120		05/22/20 19:44	1
Dibromofluoromethane (Surr)	95		80 - 120		05/22/20 19:44	1

Eurofins TestAmerica, Seattle

# Client Sample Results

Client: SCS Engineers  
Project/Site: Coupeville Solid Waste Facility Groundwa

Job ID: 580-94815-1

**Client Sample ID: 0520-31**

**Lab Sample ID: 580-94815-14**

Date Collected: 05/19/20 14:39

Matrix: Water

Date Received: 05/20/20 15:15

## Method: 8260C LL - Volatile Organic Compounds by GC/MS (Continued)

Surrogate	%Recovery	Qualifier	Limits	Prepared	Analyzed	Dil Fac
Toluene-d8 (Surr)	97		80 - 120		05/22/20 19:44	1

## Method: 8260C LL - Volatile Organic Compounds by GC/MS - RA

Analyte	Result	Qualifier	RL	MDL	Unit	D	Prepared	Analyzed	Dil Fac
cis-1,2-Dichloroethene	ND		0.20		ug/L			05/29/20 20:16	1
Trichloroethene	ND		0.20		ug/L			06/01/20 18:22	1
Vinyl chloride	ND		0.020		ug/L			05/29/20 20:16	1

Surrogate	%Recovery	Qualifier	Limits	Prepared	Analyzed	Dil Fac
1,2-Dichloroethane-d4 (Surr)	108		80 - 120		05/29/20 20:16	1
1,2-Dichloroethane-d4 (Surr)	102		80 - 120		06/01/20 18:22	1
4-Bromofluorobenzene (Surr)	87		80 - 120		05/29/20 20:16	1
4-Bromofluorobenzene (Surr)	102		80 - 120		06/01/20 18:22	1
Dibromofluoromethane (Surr)	101		80 - 120		05/29/20 20:16	1
Dibromofluoromethane (Surr)	105		80 - 120		06/01/20 18:22	1
Toluene-d8 (Surr)	98		80 - 120		05/29/20 20:16	1
Toluene-d8 (Surr)	101		80 - 120		06/01/20 18:22	1

## Method: 6010C - Metals (ICP) - Dissolved

Analyte	Result	Qualifier	RL	MDL	Unit	D	Prepared	Analyzed	Dil Fac
Calcium	66		1.1		mg/L		05/21/20 07:56	05/21/20 15:20	1
Iron	0.59		0.30		mg/L		05/21/20 07:56	05/21/20 15:20	1
Magnesium	45		1.1		mg/L		05/21/20 07:56	05/21/20 15:20	1
Manganese	0.15		0.020		mg/L		05/21/20 07:56	05/21/20 15:20	1
Potassium	6.5		3.3		mg/L		05/21/20 07:56	05/21/20 15:20	1
Sodium	26		2.0		mg/L		05/21/20 07:56	05/21/20 15:20	1

## Method: 6020A - Metals (ICP/MS) - Total Recoverable

Analyte	Result	Qualifier	RL	MDL	Unit	D	Prepared	Analyzed	Dil Fac
Antimony	ND		0.00080		mg/L		05/21/20 08:15	05/22/20 13:16	1
Arsenic	0.0068		0.0010		mg/L		05/21/20 08:15	05/22/20 13:16	1
Barium	0.028		0.0012		mg/L		05/21/20 08:15	05/22/20 13:16	1
Beryllium	ND		0.00040		mg/L		05/21/20 08:15	05/22/20 13:16	1
Cadmium	ND		0.00080		mg/L		05/21/20 08:15	05/22/20 13:16	1
Chromium	ND		0.00080		mg/L		05/21/20 08:15	05/22/20 13:16	1
Cobalt	ND		0.00040		mg/L		05/21/20 08:15	05/22/20 13:16	1
Copper	ND		0.0020		mg/L		05/21/20 08:15	05/22/20 13:16	1
Lead	ND		0.00080		mg/L		05/21/20 08:15	05/22/20 13:16	1
Nickel	ND		0.0030		mg/L		05/21/20 08:15	05/22/20 13:16	1
Selenium	ND		0.0080		mg/L		05/21/20 08:15	05/22/20 13:16	1
Silver	ND		0.00040		mg/L		05/21/20 08:15	05/22/20 13:16	1
Thallium	ND		0.0010		mg/L		05/21/20 08:15	05/22/20 13:16	1
Vanadium	ND		0.0040		mg/L		05/21/20 08:15	05/22/20 13:16	1
Zinc	0.039		0.0070		mg/L		05/21/20 08:15	05/22/20 13:16	1

## General Chemistry

Analyte	Result	Qualifier	RL	MDL	Unit	D	Prepared	Analyzed	Dil Fac
Fluoride	ND		0.20		mg/L			05/21/20 08:38	1
Nitrate Nitrite as N	ND		0.40		mg/L			05/21/20 08:38	1
Chloride	24		0.90		mg/L			05/21/20 08:38	1

Eurofins TestAmerica, Seattle

# Client Sample Results

Client: SCS Engineers  
 Project/Site: Coupeville Solid Waste Facility Groundwa

Job ID: 580-94815-1

**Client Sample ID: 0520-31**

**Lab Sample ID: 580-94815-14**

Date Collected: 05/19/20 14:39

Matrix: Water

Date Received: 05/20/20 15:15

## General Chemistry (Continued)

Analyte	Result	Qualifier	RL	MDL	Unit	D	Prepared	Analyzed	Dil Fac
<b>Sulfate</b>	<b>23</b>		1.2		mg/L			05/21/20 08:38	1
Ammonia	ND		0.50		mg/L		05/29/20 11:38	05/29/20 11:41	1
<b>Total Organic Carbon</b>	<b>36</b>		1.5		mg/L			05/23/20 04:59	1
Analyte	Result	Qualifier	RL	RL	Unit	D	Prepared	Analyzed	Dil Fac
<b>Alkalinity</b>	<b>320</b>		5.0		mg/L			05/27/20 16:00	1
<b>Bicarbonate Alkalinity as CaCO3</b>	<b>320</b>		5.0		mg/L			05/27/20 16:00	1
Carbonate Alkalinity as CaCO3	ND		5.0		mg/L			05/27/20 16:00	1
Hydroxide Alkalinity as CaCO3	ND		5.0		mg/L			05/27/20 16:00	1
<b>Total Dissolved Solids</b>	<b>190</b>		10		mg/L			05/21/20 14:11	1
Chemical Oxygen Demand	ND		10		mg/L		05/21/20 11:08	05/21/20 12:08	1

# Client Sample Results

Client: SCS Engineers  
 Project/Site: Coupeville Solid Waste Facility Groundwa

Job ID: 580-94815-1

**Client Sample ID: 0520-33**

**Lab Sample ID: 580-94815-15**

Date Collected: 05/19/20 15:17

Matrix: Water

Date Received: 05/20/20 15:15

**Method: 8260C LL - Volatile Organic Compounds by GC/MS**

Analyte	Result	Qualifier	RL	MDL	Unit	D	Prepared	Analyzed	Dil Fac
1,1,1,2-Tetrachloroethane	ND		0.30		ug/L			05/22/20 20:10	1
1,1,1-Trichloroethane	ND		0.20		ug/L			05/22/20 20:10	1
1,1,2,2-Tetrachloroethane	ND		0.20		ug/L			05/22/20 20:10	1
1,1,2-Trichloroethane	ND		0.20		ug/L			05/22/20 20:10	1
1,1-Dichloroethane	ND		0.20		ug/L			05/22/20 20:10	1
1,1-Dichloroethene	ND		0.20		ug/L			05/22/20 20:10	1
1,2,3-Trichloropropane	ND		0.20		ug/L			05/22/20 20:10	1
1,2-Dibromo-3-Chloropropane	ND		2.0		ug/L			05/22/20 20:10	1
1,2-Dibromoethane	ND		0.10		ug/L			05/22/20 20:10	1
1,2-Dichlorobenzene	ND		0.30		ug/L			05/22/20 20:10	1
1,2-Dichloroethane	ND		0.20		ug/L			05/22/20 20:10	1
1,2-Dichloropropane	ND		0.20		ug/L			05/22/20 20:10	1
1,4-Dichlorobenzene	ND		0.30		ug/L			05/22/20 20:10	1
2-Butanone	ND		10		ug/L			05/22/20 20:10	1
2-Hexanone	ND		3.0		ug/L			05/22/20 20:10	1
4-Methyl-2-pentanone	ND		10		ug/L			05/22/20 20:10	1
Acetone	ND		10		ug/L			05/22/20 20:10	1
Acrylonitrile	ND		10		ug/L			05/22/20 20:10	1
Benzene	ND		0.20		ug/L			05/22/20 20:10	1
Bromochloromethane	ND		0.20		ug/L			05/22/20 20:10	1
Bromodichloromethane	ND		0.20		ug/L			05/22/20 20:10	1
Bromoform	ND		0.50		ug/L			05/22/20 20:10	1
Bromomethane	ND		0.50		ug/L			05/22/20 20:10	1
Carbon disulfide	ND		0.30		ug/L			05/22/20 20:10	1
Carbon tetrachloride	ND		0.20		ug/L			05/22/20 20:10	1
Chlorobenzene	ND		0.20		ug/L			05/22/20 20:10	1
Chloroethane	ND		0.50		ug/L			05/22/20 20:10	1
Chloroform	ND		0.20		ug/L			05/22/20 20:10	1
Chloromethane	ND		0.50		ug/L			05/22/20 20:10	1
cis-1,3-Dichloropropene	ND		0.20		ug/L			05/22/20 20:10	1
Dibromochloromethane	ND		0.20		ug/L			05/22/20 20:10	1
Dibromomethane	ND		0.20		ug/L			05/22/20 20:10	1
Ethylbenzene	ND		0.20		ug/L			05/22/20 20:10	1
m,p-Xylene	ND		0.50		ug/L			05/22/20 20:10	1
Methyl iodide	ND		0.50		ug/L			05/22/20 20:10	1
Methylene Chloride	ND		5.0		ug/L			05/22/20 20:10	1
o-Xylene	ND		0.50		ug/L			05/22/20 20:10	1
Styrene	ND		1.0		ug/L			05/22/20 20:10	1
Tetrachloroethene	ND		0.50		ug/L			05/22/20 20:10	1
Toluene	ND		0.20		ug/L			05/22/20 20:10	1
trans-1,2-Dichloroethene	ND		0.20		ug/L			05/22/20 20:10	1
trans-1,3-Dichloropropene	ND		0.20		ug/L			05/22/20 20:10	1
trans-1,4-Dichloro-2-butene	ND		2.0		ug/L			05/22/20 20:10	1
Trichlorofluoromethane	ND		0.50		ug/L			05/22/20 20:10	1
Vinyl acetate	ND		2.0		ug/L			05/22/20 20:10	1

Surrogate	%Recovery	Qualifier	Limits	Prepared	Analyzed	Dil Fac
1,2-Dichloroethane-d4 (Surr)	94		80 - 120		05/22/20 20:10	1
4-Bromofluorobenzene (Surr)	103		80 - 120		05/22/20 20:10	1
Dibromofluoromethane (Surr)	92		80 - 120		05/22/20 20:10	1

Eurofins TestAmerica, Seattle

# Client Sample Results

Client: SCS Engineers  
 Project/Site: Coupeville Solid Waste Facility Groundwa

Job ID: 580-94815-1

**Client Sample ID: 0520-33**

**Lab Sample ID: 580-94815-15**

Date Collected: 05/19/20 15:17

Matrix: Water

Date Received: 05/20/20 15:15

**Method: 8260C LL - Volatile Organic Compounds by GC/MS (Continued)**

Surrogate	%Recovery	Qualifier	Limits	Prepared	Analyzed	Dil Fac
Toluene-d8 (Surr)	97		80 - 120		05/22/20 20:10	1

**Method: 8260C LL - Volatile Organic Compounds by GC/MS - RA**

Analyte	Result	Qualifier	RL	MDL	Unit	D	Prepared	Analyzed	Dil Fac
cis-1,2-Dichloroethene	ND		0.20		ug/L			05/29/20 20:43	1
Trichloroethene	ND		0.20		ug/L			06/01/20 18:49	1
Vinyl chloride	ND		0.020		ug/L			05/29/20 20:43	1

Surrogate	%Recovery	Qualifier	Limits	Prepared	Analyzed	Dil Fac
1,2-Dichloroethane-d4 (Surr)	105		80 - 120		05/29/20 20:43	1
1,2-Dichloroethane-d4 (Surr)	102		80 - 120		06/01/20 18:49	1
4-Bromofluorobenzene (Surr)	85		80 - 120		05/29/20 20:43	1
4-Bromofluorobenzene (Surr)	101		80 - 120		06/01/20 18:49	1
Dibromofluoromethane (Surr)	105		80 - 120		05/29/20 20:43	1
Dibromofluoromethane (Surr)	95		80 - 120		06/01/20 18:49	1
Toluene-d8 (Surr)	97		80 - 120		05/29/20 20:43	1
Toluene-d8 (Surr)	96		80 - 120		06/01/20 18:49	1

**Method: 6010C - Metals (ICP) - Dissolved**

Analyte	Result	Qualifier	RL	MDL	Unit	D	Prepared	Analyzed	Dil Fac
Calcium	52		1.1		mg/L		05/21/20 07:56	05/21/20 15:24	1
Iron	1.3		0.30		mg/L		05/21/20 07:56	05/21/20 15:24	1
Magnesium	28		1.1		mg/L		05/21/20 07:56	05/21/20 15:24	1
Manganese	0.28		0.020		mg/L		05/21/20 07:56	05/21/20 15:24	1
Potassium	5.4		3.3		mg/L		05/21/20 07:56	05/21/20 15:24	1
Sodium	24		2.0		mg/L		05/21/20 07:56	05/21/20 15:24	1

**Method: 6020A - Metals (ICP/MS) - Total Recoverable**

Analyte	Result	Qualifier	RL	MDL	Unit	D	Prepared	Analyzed	Dil Fac
Antimony	ND		0.00080		mg/L		05/21/20 08:15	05/22/20 13:19	1
Arsenic	0.0041		0.0010		mg/L		05/21/20 08:15	05/22/20 13:19	1
Barium	0.071		0.0012		mg/L		05/21/20 08:15	05/22/20 13:19	1
Beryllium	ND		0.00040		mg/L		05/21/20 08:15	05/22/20 13:19	1
Cadmium	ND		0.00080		mg/L		05/21/20 08:15	05/22/20 13:19	1
Chromium	ND		0.00080		mg/L		05/21/20 08:15	05/22/20 13:19	1
Cobalt	ND		0.00040		mg/L		05/21/20 08:15	05/22/20 13:19	1
Copper	ND		0.0020		mg/L		05/21/20 08:15	05/22/20 13:19	1
Lead	ND		0.00080		mg/L		05/21/20 08:15	05/22/20 13:19	1
Nickel	ND		0.0030		mg/L		05/21/20 08:15	05/22/20 13:19	1
Selenium	ND		0.0080		mg/L		05/21/20 08:15	05/22/20 13:19	1
Silver	ND		0.00040		mg/L		05/21/20 08:15	05/22/20 13:19	1
Thallium	ND		0.0010		mg/L		05/21/20 08:15	05/22/20 13:19	1
Vanadium	ND		0.0040		mg/L		05/21/20 08:15	05/22/20 13:19	1
Zinc	ND		0.0070		mg/L		05/21/20 08:15	05/22/20 13:19	1

**General Chemistry**

Analyte	Result	Qualifier	RL	MDL	Unit	D	Prepared	Analyzed	Dil Fac
Fluoride	ND		0.20		mg/L			05/21/20 08:50	1
Nitrate Nitrite as N	ND		0.40		mg/L			05/21/20 08:50	1
Chloride	14		0.90		mg/L			05/21/20 08:50	1

Eurofins TestAmerica, Seattle

# Client Sample Results

Client: SCS Engineers  
 Project/Site: Coupeville Solid Waste Facility Groundwa

Job ID: 580-94815-1

**Client Sample ID: 0520-33**

**Lab Sample ID: 580-94815-15**

Date Collected: 05/19/20 15:17

Matrix: Water

Date Received: 05/20/20 15:15

## General Chemistry (Continued)

Analyte	Result	Qualifier	RL	MDL	Unit	D	Prepared	Analyzed	Dil Fac
<b>Sulfate</b>	<b>26</b>		1.2		mg/L			05/21/20 08:50	1
Ammonia	ND		0.50		mg/L		05/29/20 11:38	05/29/20 11:41	1
<b>Total Organic Carbon</b>	<b>27</b>		1.5		mg/L			05/23/20 05:46	1
Analyte	Result	Qualifier	RL	RL	Unit	D	Prepared	Analyzed	Dil Fac
<b>Alkalinity</b>	<b>230</b>		5.0		mg/L			05/27/20 16:00	1
<b>Bicarbonate Alkalinity as CaCO3</b>	<b>230</b>		5.0		mg/L			05/27/20 16:00	1
Carbonate Alkalinity as CaCO3	ND		5.0		mg/L			05/27/20 16:00	1
Hydroxide Alkalinity as CaCO3	ND		5.0		mg/L			05/27/20 16:00	1
<b>Total Dissolved Solids</b>	<b>230</b>		10		mg/L			05/21/20 16:30	1
Chemical Oxygen Demand	ND		10		mg/L		05/21/20 11:08	05/21/20 12:08	1

# Client Sample Results

Client: SCS Engineers  
 Project/Site: Coupeville Solid Waste Facility Groundwa

Job ID: 580-94815-1

**Client Sample ID: 0520-35**

**Lab Sample ID: 580-94815-16**

**Date Collected: 05/19/20 16:16**

**Matrix: Water**

**Date Received: 05/20/20 15:15**

**Method: 8260C LL - Volatile Organic Compounds by GC/MS**

Analyte	Result	Qualifier	RL	MDL	Unit	D	Prepared	Analyzed	Dil Fac
1,1,1,2-Tetrachloroethane	ND		0.30		ug/L			05/22/20 20:37	1
1,1,1-Trichloroethane	ND		0.20		ug/L			05/22/20 20:37	1
1,1,2,2-Tetrachloroethane	ND		0.20		ug/L			05/22/20 20:37	1
1,1,2-Trichloroethane	ND		0.20		ug/L			05/22/20 20:37	1
1,1-Dichloroethane	ND		0.20		ug/L			05/22/20 20:37	1
1,1-Dichloroethene	ND		0.20		ug/L			05/22/20 20:37	1
1,2,3-Trichloropropane	ND		0.20		ug/L			05/22/20 20:37	1
1,2-Dibromo-3-Chloropropane	ND		2.0		ug/L			05/22/20 20:37	1
1,2-Dibromoethane	ND		0.10		ug/L			05/22/20 20:37	1
1,2-Dichlorobenzene	ND		0.30		ug/L			05/22/20 20:37	1
1,2-Dichloroethane	ND		0.20		ug/L			05/22/20 20:37	1
1,2-Dichloropropane	ND		0.20		ug/L			05/22/20 20:37	1
1,4-Dichlorobenzene	ND		0.30		ug/L			05/22/20 20:37	1
2-Butanone	ND		10		ug/L			05/22/20 20:37	1
2-Hexanone	ND		3.0		ug/L			05/22/20 20:37	1
4-Methyl-2-pentanone	ND		10		ug/L			05/22/20 20:37	1
Acetone	ND		10		ug/L			05/22/20 20:37	1
Acrylonitrile	ND		10		ug/L			05/22/20 20:37	1
Benzene	ND		0.20		ug/L			05/22/20 20:37	1
Bromochloromethane	ND		0.20		ug/L			05/22/20 20:37	1
Bromodichloromethane	ND		0.20		ug/L			05/22/20 20:37	1
Bromoform	ND		0.50		ug/L			05/22/20 20:37	1
Bromomethane	ND		0.50		ug/L			05/22/20 20:37	1
Carbon disulfide	ND		0.30		ug/L			05/22/20 20:37	1
Carbon tetrachloride	ND		0.20		ug/L			05/22/20 20:37	1
Chlorobenzene	ND		0.20		ug/L			05/22/20 20:37	1
Chloroethane	ND		0.50		ug/L			05/22/20 20:37	1
Chloroform	ND		0.20		ug/L			05/22/20 20:37	1
Chloromethane	ND		0.50		ug/L			05/22/20 20:37	1
cis-1,3-Dichloropropene	ND		0.20		ug/L			05/22/20 20:37	1
Dibromochloromethane	ND		0.20		ug/L			05/22/20 20:37	1
Dibromomethane	ND		0.20		ug/L			05/22/20 20:37	1
Ethylbenzene	ND		0.20		ug/L			05/22/20 20:37	1
m,p-Xylene	ND		0.50		ug/L			05/22/20 20:37	1
Methyl iodide	ND		0.50		ug/L			05/22/20 20:37	1
Methylene Chloride	ND		5.0		ug/L			05/22/20 20:37	1
o-Xylene	ND		0.50		ug/L			05/22/20 20:37	1
Styrene	ND		1.0		ug/L			05/22/20 20:37	1
Tetrachloroethene	ND		0.50		ug/L			05/22/20 20:37	1
Toluene	ND		0.20		ug/L			05/22/20 20:37	1
trans-1,2-Dichloroethene	ND		0.20		ug/L			05/22/20 20:37	1
trans-1,3-Dichloropropene	ND		0.20		ug/L			05/22/20 20:37	1
trans-1,4-Dichloro-2-butene	ND		2.0		ug/L			05/22/20 20:37	1
Trichlorofluoromethane	ND		0.50		ug/L			05/22/20 20:37	1
Vinyl acetate	ND		2.0		ug/L			05/22/20 20:37	1

Surrogate	%Recovery	Qualifier	Limits	Prepared	Analyzed	Dil Fac
1,2-Dichloroethane-d4 (Surr)	97		80 - 120		05/22/20 20:37	1
4-Bromofluorobenzene (Surr)	104		80 - 120		05/22/20 20:37	1
Dibromofluoromethane (Surr)	94		80 - 120		05/22/20 20:37	1

Eurofins TestAmerica, Seattle

# Client Sample Results

Client: SCS Engineers  
Project/Site: Coupeville Solid Waste Facility Groundwa

Job ID: 580-94815-1

**Client Sample ID: 0520-35**

**Lab Sample ID: 580-94815-16**

Date Collected: 05/19/20 16:16

Matrix: Water

Date Received: 05/20/20 15:15

## Method: 8260C LL - Volatile Organic Compounds by GC/MS (Continued)

Surrogate	%Recovery	Qualifier	Limits	Prepared	Analyzed	Dil Fac
Toluene-d8 (Surr)	95		80 - 120		05/22/20 20:37	1

## Method: 8260C LL - Volatile Organic Compounds by GC/MS - RA

Analyte	Result	Qualifier	RL	MDL	Unit	D	Prepared	Analyzed	Dil Fac
cis-1,2-Dichloroethene	ND		0.20		ug/L			05/29/20 21:09	1
Trichloroethene	ND	*1	0.20		ug/L			05/29/20 21:09	1
Vinyl chloride	ND		0.020		ug/L			05/29/20 21:09	1

Surrogate	%Recovery	Qualifier	Limits	Prepared	Analyzed	Dil Fac
1,2-Dichloroethane-d4 (Surr)	106		80 - 120		05/29/20 21:09	1
4-Bromofluorobenzene (Surr)	83		80 - 120		05/29/20 21:09	1
Dibromofluoromethane (Surr)	107		80 - 120		05/29/20 21:09	1
Toluene-d8 (Surr)	99		80 - 120		05/29/20 21:09	1

## Method: 6010C - Metals (ICP) - Dissolved

Analyte	Result	Qualifier	RL	MDL	Unit	D	Prepared	Analyzed	Dil Fac
Calcium	160		1.1		mg/L		05/21/20 07:56	05/21/20 15:27	1
Iron	1.8		0.30		mg/L		05/21/20 07:56	05/21/20 15:27	1
Magnesium	74		1.1		mg/L		05/21/20 07:56	05/21/20 15:27	1
Manganese	0.23		0.020		mg/L		05/21/20 07:56	05/21/20 15:27	1
Potassium	7.6		3.3		mg/L		05/21/20 07:56	05/21/20 15:27	1
Sodium	33		2.0		mg/L		05/21/20 07:56	05/21/20 15:27	1

## Method: 6020A - Metals (ICP/MS) - Total Recoverable

Analyte	Result	Qualifier	RL	MDL	Unit	D	Prepared	Analyzed	Dil Fac
Antimony	ND		0.00080		mg/L		05/21/20 08:15	05/22/20 13:22	1
Arsenic	0.0059		0.0010		mg/L		05/21/20 08:15	05/22/20 13:22	1
Barium	0.071		0.0012		mg/L		05/21/20 08:15	05/22/20 13:22	1
Beryllium	ND		0.00040		mg/L		05/21/20 08:15	05/22/20 13:22	1
Cadmium	ND		0.00080		mg/L		05/21/20 08:15	05/22/20 13:22	1
Chromium	ND		0.00080		mg/L		05/21/20 08:15	05/22/20 13:22	1
Cobalt	ND		0.00040		mg/L		05/21/20 08:15	05/22/20 13:22	1
Copper	0.0025		0.0020		mg/L		05/21/20 08:15	05/22/20 13:22	1
Lead	ND		0.00080		mg/L		05/21/20 08:15	05/22/20 13:22	1
Nickel	ND		0.0030		mg/L		05/21/20 08:15	05/22/20 13:22	1
Selenium	ND		0.0080		mg/L		05/21/20 08:15	05/22/20 13:22	1
Silver	ND		0.00040		mg/L		05/21/20 08:15	05/22/20 13:22	1
Thallium	ND		0.0010		mg/L		05/21/20 08:15	05/22/20 13:22	1
Vanadium	ND		0.0040		mg/L		05/21/20 08:15	05/22/20 13:22	1
Zinc	ND		0.0070		mg/L		05/21/20 08:15	05/22/20 13:22	1

## General Chemistry

Analyte	Result	Qualifier	RL	MDL	Unit	D	Prepared	Analyzed	Dil Fac
Fluoride	ND		0.20		mg/L			05/21/20 09:25	1
Nitrate Nitrite as N	0.89		0.40		mg/L			05/21/20 09:25	1
Chloride	ND		0.90		mg/L			05/21/20 09:25	1
Sulfate	25		1.2		mg/L			05/21/20 09:25	1
Ammonia	ND	F1	0.50		mg/L		05/29/20 11:38	05/29/20 11:41	1
Total Organic Carbon	85		1.5		mg/L			05/23/20 06:03	1

Eurofins TestAmerica, Seattle

# Client Sample Results

Client: SCS Engineers  
 Project/Site: Coupeville Solid Waste Facility Groundwa

Job ID: 580-94815-1

**Client Sample ID: 0520-35**  
**Date Collected: 05/19/20 16:16**  
**Date Received: 05/20/20 15:15**

**Lab Sample ID: 580-94815-16**  
**Matrix: Water**

Analyte	Result	Qualifier	RL	RL	Unit	D	Prepared	Analyzed	Dil Fac
<b>Alkalinity</b>	<b>660</b>		5.0		mg/L			05/27/20 16:00	1
<b>Bicarbonate Alkalinity as CaCO3</b>	<b>660</b>		5.0		mg/L			05/27/20 16:00	1
Carbonate Alkalinity as CaCO3	ND		5.0		mg/L			05/27/20 16:00	1
Hydroxide Alkalinity as CaCO3	ND		5.0		mg/L			05/27/20 16:00	1
<b>Total Dissolved Solids</b>	<b>520</b>		10		mg/L			05/21/20 16:30	1
Chemical Oxygen Demand	ND		10		mg/L		05/21/20 11:08	05/21/20 12:08	1



# QC Sample Results

Client: SCS Engineers  
 Project/Site: Coupeville Solid Waste Facility Groundwa

Job ID: 580-94815-1

## Method: 8260C LL - Volatile Organic Compounds by GC/MS

**Lab Sample ID: MB 580-328859/7**  
**Matrix: Water**  
**Analysis Batch: 328859**

**Client Sample ID: Method Blank**  
**Prep Type: Total/NA**

Analyte	MB Result	MB Qualifier	RL	MDL	Unit	D	Prepared	Analyzed	Dil Fac
1,1,1,2-Tetrachloroethane	ND		0.30		ug/L			05/22/20 05:42	1
1,1,1-Trichloroethane	ND		0.20		ug/L			05/22/20 05:42	1
1,1,2,2-Tetrachloroethane	ND		0.20		ug/L			05/22/20 05:42	1
1,1,2-Trichloroethane	ND		0.20		ug/L			05/22/20 05:42	1
1,1-Dichloroethane	ND		0.20		ug/L			05/22/20 05:42	1
1,1-Dichloroethene	ND		0.20		ug/L			05/22/20 05:42	1
1,2,3-Trichloropropane	ND		0.20		ug/L			05/22/20 05:42	1
1,2-Dibromo-3-Chloropropane	ND		2.0		ug/L			05/22/20 05:42	1
1,2-Dibromoethane	ND		0.10		ug/L			05/22/20 05:42	1
1,2-Dichlorobenzene	ND		0.30		ug/L			05/22/20 05:42	1
1,2-Dichloroethane	ND		0.20		ug/L			05/22/20 05:42	1
1,2-Dichloropropane	ND		0.20		ug/L			05/22/20 05:42	1
1,4-Dichlorobenzene	ND		0.30		ug/L			05/22/20 05:42	1
2-Butanone	ND		10		ug/L			05/22/20 05:42	1
2-Hexanone	ND		3.0		ug/L			05/22/20 05:42	1
4-Methyl-2-pentanone	ND		10		ug/L			05/22/20 05:42	1
Acrylonitrile	ND		10		ug/L			05/22/20 05:42	1
Benzene	ND		0.20		ug/L			05/22/20 05:42	1
Bromochloromethane	ND		0.20		ug/L			05/22/20 05:42	1
Bromodichloromethane	ND		0.20		ug/L			05/22/20 05:42	1
Bromoform	ND		0.50		ug/L			05/22/20 05:42	1
Bromomethane	ND		0.50		ug/L			05/22/20 05:42	1
Carbon disulfide	ND		0.30		ug/L			05/22/20 05:42	1
Carbon tetrachloride	ND		0.20		ug/L			05/22/20 05:42	1
Chlorobenzene	ND		0.20		ug/L			05/22/20 05:42	1
Chloroethane	ND		0.50		ug/L			05/22/20 05:42	1
Chloroform	ND		0.20		ug/L			05/22/20 05:42	1
Chloromethane	ND		0.50		ug/L			05/22/20 05:42	1
cis-1,2-Dichloroethene	ND		0.20		ug/L			05/22/20 05:42	1
cis-1,3-Dichloropropene	ND		0.20		ug/L			05/22/20 05:42	1
Dibromochloromethane	ND		0.20		ug/L			05/22/20 05:42	1
Dibromomethane	ND		0.20		ug/L			05/22/20 05:42	1
Ethylbenzene	ND		0.20		ug/L			05/22/20 05:42	1
m,p-Xylene	ND		0.50		ug/L			05/22/20 05:42	1
Methyl iodide	ND		0.50		ug/L			05/22/20 05:42	1
Methylene Chloride	ND		5.0		ug/L			05/22/20 05:42	1
o-Xylene	ND		0.50		ug/L			05/22/20 05:42	1
Styrene	ND		1.0		ug/L			05/22/20 05:42	1
Tetrachloroethene	ND		0.50		ug/L			05/22/20 05:42	1
Toluene	ND		0.20		ug/L			05/22/20 05:42	1
trans-1,2-Dichloroethene	ND		0.20		ug/L			05/22/20 05:42	1
trans-1,3-Dichloropropene	ND		0.20		ug/L			05/22/20 05:42	1
trans-1,4-Dichloro-2-butene	ND		2.0		ug/L			05/22/20 05:42	1
Trichloroethene	ND		0.20		ug/L			05/22/20 05:42	1
Trichlorofluoromethane	ND		0.50		ug/L			05/22/20 05:42	1
Vinyl acetate	ND		2.0		ug/L			05/22/20 05:42	1
Vinyl chloride	ND		0.020		ug/L			05/22/20 05:42	1

Eurofins TestAmerica, Seattle

# QC Sample Results

Client: SCS Engineers  
 Project/Site: Coupeville Solid Waste Facility Groundwa

Job ID: 580-94815-1

## Method: 8260C LL - Volatile Organic Compounds by GC/MS (Continued)

**Lab Sample ID: MB 580-328859/7**  
**Matrix: Water**  
**Analysis Batch: 328859**

**Client Sample ID: Method Blank**  
**Prep Type: Total/NA**

Surrogate	MB %Recovery	MB Qualifier	Limits	Prepared	Analyzed	Dil Fac
1,2-Dichloroethane-d4 (Surr)	111		80 - 120		05/22/20 05:42	1
4-Bromofluorobenzene (Surr)	93		80 - 120		05/22/20 05:42	1
Dibromofluoromethane (Surr)	108		80 - 120		05/22/20 05:42	1
Toluene-d8 (Surr)	101		80 - 120		05/22/20 05:42	1

**Lab Sample ID: LCS 580-328859/4**  
**Matrix: Water**  
**Analysis Batch: 328859**

**Client Sample ID: Lab Control Sample**  
**Prep Type: Total/NA**

Analyte	Spike Added	LCS Result	LCS Qualifier	Unit	D	%Rec	%Rec. Limits
1,1,1,2-Tetrachloroethane	5.00	5.23		ug/L		105	79 - 127
1,1,1-Trichloroethane	5.00	4.57		ug/L		91	74 - 128
1,1,2,2-Tetrachloroethane	5.00	5.74		ug/L		115	69 - 139
1,1,2-Trichloroethane	5.00	5.08		ug/L		102	80 - 127
1,1-Dichloroethane	5.00	4.57		ug/L		91	74 - 135
1,1-Dichloroethene	5.00	3.84		ug/L		77	71 - 126
1,2,3-Trichloropropane	5.00	5.44		ug/L		109	80 - 127
1,2-Dibromo-3-Chloropropane	5.00	5.40		ug/L		108	69 - 130
1,2-Dibromoethane	5.00	4.99		ug/L		100	80 - 126
1,2-Dichlorobenzene	5.00	5.52		ug/L		110	80 - 129
1,2-Dichloroethane	5.00	4.87		ug/L		97	74 - 130
1,2-Dichloropropane	5.00	4.65		ug/L		93	80 - 130
1,4-Dichlorobenzene	5.00	5.49		ug/L		110	80 - 129
2-Butanone	25.0	26.9		ug/L		108	64 - 136
2-Hexanone	25.0	27.2		ug/L		109	67 - 144
4-Methyl-2-pentanone	25.0	28.1		ug/L		112	65 - 137
Acrylonitrile	50.0	44.4		ug/L		89	78 - 126
Benzene	5.00	4.87		ug/L		97	73 - 133
Bromochloromethane	5.00	4.63		ug/L		93	79 - 131
Bromodichloromethane	5.00	4.69		ug/L		94	74 - 131
Bromoform	5.00	5.13		ug/L		103	69 - 137
Bromomethane	5.00	4.57		ug/L		91	68 - 120
Carbon disulfide	5.00	4.36		ug/L		87	65 - 128
Carbon tetrachloride	5.00	4.76		ug/L		95	71 - 132
Chlorobenzene	5.00	5.05		ug/L		101	80 - 123
Chloroethane	5.00	5.56		ug/L		111	49 - 135
Chloroform	5.00	4.99		ug/L		100	80 - 130
Chloromethane	5.00	4.18		ug/L		84	32 - 143
cis-1,2-Dichloroethene	5.00	4.87		ug/L		97	72 - 130
cis-1,3-Dichloropropene	5.00	4.77		ug/L		95	66 - 141
Dibromochloromethane	5.00	5.18		ug/L		104	76 - 131
Dibromomethane	5.00	4.61		ug/L		92	65 - 141
Ethylbenzene	5.00	5.34		ug/L		107	80 - 130
m,p-Xylene	5.00	5.34		ug/L		107	78 - 130
Methyl iodide	5.00	3.97		ug/L		79	60 - 133
Methylene Chloride	5.00	4.85	J	ug/L		97	75 - 134
o-Xylene	5.00	5.39		ug/L		108	80 - 139
Styrene	5.00	5.75		ug/L		115	74 - 136

Eurofins TestAmerica, Seattle

# QC Sample Results

Client: SCS Engineers  
 Project/Site: Coupeville Solid Waste Facility Groundwa

Job ID: 580-94815-1

## Method: 8260C LL - Volatile Organic Compounds by GC/MS (Continued)

**Lab Sample ID: LCS 580-328859/4**  
**Matrix: Water**  
**Analysis Batch: 328859**

**Client Sample ID: Lab Control Sample**  
**Prep Type: Total/NA**

Analyte	Spike Added	LCS Result	LCS Qualifier	Unit	D	%Rec	%Rec. Limits
Tetrachloroethene	5.00	4.89		ug/L		98	75 - 131
Toluene	5.00	5.11		ug/L		102	80 - 126
trans-1,2-Dichloroethene	5.00	4.37		ug/L		87	63 - 133
trans-1,3-Dichloropropene	5.00	4.61		ug/L		92	71 - 128
trans-1,4-Dichloro-2-butene	5.00	4.19		ug/L		84	45 - 144
Trichloroethene	5.00	4.76		ug/L		95	72 - 136
Trichlorofluoromethane	5.00	5.26		ug/L		105	60 - 132
Vinyl acetate	12.5	9.73		ug/L		78	50 - 150
Vinyl chloride	5.00	3.60		ug/L		72	52 - 128

Surrogate	LCS %Recovery	LCS Qualifier	Limits
1,2-Dichloroethane-d4 (Surr)	97		80 - 120
4-Bromofluorobenzene (Surr)	98		80 - 120
Dibromofluoromethane (Surr)	95		80 - 120
Toluene-d8 (Surr)	106		80 - 120

**Lab Sample ID: LCSD 580-328859/5**  
**Matrix: Water**  
**Analysis Batch: 328859**

**Client Sample ID: Lab Control Sample Dup**  
**Prep Type: Total/NA**

Analyte	Spike Added	LCSD Result	LCSD Qualifier	Unit	D	%Rec	%Rec. Limits	RPD	RPD Limit
1,1,1,2-Tetrachloroethane	5.00	5.10		ug/L		102	79 - 127	2	20
1,1,1-Trichloroethane	5.00	4.45		ug/L		89	74 - 128	3	14
1,1,1,2,2-Tetrachloroethane	5.00	5.42		ug/L		108	69 - 139	6	22
1,1,2-Trichloroethane	5.00	5.04		ug/L		101	80 - 127	1	19
1,1-Dichloroethane	5.00	4.61		ug/L		92	74 - 135	1	20
1,1-Dichloroethene	5.00	4.22		ug/L		84	71 - 126	9	17
1,2,3-Trichloropropane	5.00	5.19		ug/L		104	80 - 127	5	20
1,2-Dibromo-3-Chloropropane	5.00	5.36		ug/L		107	69 - 130	1	26
1,2-Dibromoethane	5.00	4.90		ug/L		98	80 - 126	2	20
1,2-Dichlorobenzene	5.00	5.31		ug/L		106	80 - 129	4	14
1,2-Dichloroethane	5.00	4.73		ug/L		95	74 - 130	3	15
1,2-Dichloropropane	5.00	4.51		ug/L		90	80 - 130	3	14
1,4-Dichlorobenzene	5.00	5.11		ug/L		102	80 - 129	7	11
2-Butanone	25.0	20.4	*1	ug/L		82	64 - 136	27	23
2-Hexanone	25.0	27.5		ug/L		110	67 - 144	1	21
4-Methyl-2-pentanone	25.0	27.1		ug/L		108	65 - 137	4	24
Acrylonitrile	50.0	47.0		ug/L		94	78 - 126	6	14
Benzene	5.00	4.63		ug/L		93	73 - 133	5	20
Bromochloromethane	5.00	4.67		ug/L		93	79 - 131	1	20
Bromodichloromethane	5.00	4.59		ug/L		92	74 - 131	2	20
Bromoform	5.00	5.00		ug/L		100	69 - 137	3	20
Bromomethane	5.00	4.69		ug/L		94	68 - 120	3	18
Carbon disulfide	5.00	4.79		ug/L		96	65 - 128	9	23
Carbon tetrachloride	5.00	4.57		ug/L		91	71 - 132	4	15
Chlorobenzene	5.00	4.80		ug/L		96	80 - 123	5	12
Chloroethane	5.00	4.77		ug/L		95	49 - 135	15	27
Chloroform	5.00	4.88		ug/L		98	80 - 130	2	20

Eurofins TestAmerica, Seattle

# QC Sample Results

Client: SCS Engineers  
Project/Site: Coupeville Solid Waste Facility Groundwa

Job ID: 580-94815-1

## Method: 8260C LL - Volatile Organic Compounds by GC/MS (Continued)

**Lab Sample ID: LCSD 580-328859/5**  
**Matrix: Water**  
**Analysis Batch: 328859**

**Client Sample ID: Lab Control Sample Dup**  
**Prep Type: Total/NA**

Analyte	Spike Added	LCSD Result	LCSD Qualifier	Unit	D	%Rec	%Rec. Limits	RPD	RPD Limit
Chloromethane	5.00	4.09		ug/L		82	32 - 143	2	23
cis-1,2-Dichloroethene	5.00	4.75		ug/L		95	72 - 130	3	20
cis-1,3-Dichloropropene	5.00	4.77		ug/L		95	66 - 141	0	22
Dibromochloromethane	5.00	5.23		ug/L		105	76 - 131	1	20
Dibromomethane	5.00	4.73		ug/L		95	65 - 141	3	20
Ethylbenzene	5.00	5.05		ug/L		101	80 - 130	6	20
m,p-Xylene	5.00	5.12		ug/L		102	78 - 130	4	20
Methyl iodide	5.00	4.42		ug/L		88	60 - 133	11	15
Methylene Chloride	5.00	4.82	J	ug/L		96	75 - 134	1	18
o-Xylene	5.00	5.30		ug/L		106	80 - 139	2	20
Styrene	5.00	5.56		ug/L		111	74 - 136	3	20
Tetrachloroethene	5.00	4.72		ug/L		94	75 - 131	3	20
Toluene	5.00	4.85		ug/L		97	80 - 126	5	20
trans-1,2-Dichloroethene	5.00	4.28		ug/L		86	63 - 133	2	17
trans-1,3-Dichloropropene	5.00	4.41		ug/L		88	71 - 128	4	21
trans-1,4-Dichloro-2-butene	5.00	3.70		ug/L		74	45 - 144	12	31
Trichloroethene	5.00	4.59		ug/L		92	72 - 136	4	14
Trichlorofluoromethane	5.00	5.28		ug/L		106	60 - 132	0	20
Vinyl acetate	12.5	8.83		ug/L		71	50 - 150	10	29
Vinyl chloride	5.00	4.03		ug/L		81	52 - 128	11	21

Surrogate	LCSD %Recovery	LCSD Qualifier	LCSD Limits
1,2-Dichloroethane-d4 (Surr)	98		80 - 120
4-Bromofluorobenzene (Surr)	101		80 - 120
Dibromofluoromethane (Surr)	99		80 - 120
Toluene-d8 (Surr)	107		80 - 120

**Lab Sample ID: MB 580-328926/7**  
**Matrix: Water**  
**Analysis Batch: 328926**

**Client Sample ID: Method Blank**  
**Prep Type: Total/NA**

Analyte	MB Result	MB Qualifier	RL	MDL	Unit	D	Prepared	Analyzed	Dil Fac
1,1,1,2-Tetrachloroethane	ND		0.30		ug/L			05/22/20 13:06	1
1,1,1-Trichloroethane	ND		0.20		ug/L			05/22/20 13:06	1
1,1,2,2-Tetrachloroethane	ND		0.20		ug/L			05/22/20 13:06	1
1,1,2-Trichloroethane	ND		0.20		ug/L			05/22/20 13:06	1
1,1-Dichloroethane	ND		0.20		ug/L			05/22/20 13:06	1
1,1-Dichloroethene	ND		0.20		ug/L			05/22/20 13:06	1
1,2,3-Trichloropropane	ND		0.20		ug/L			05/22/20 13:06	1
1,2-Dibromo-3-Chloropropane	ND		2.0		ug/L			05/22/20 13:06	1
1,2-Dibromoethane	ND		0.10		ug/L			05/22/20 13:06	1
1,2-Dichlorobenzene	ND		0.30		ug/L			05/22/20 13:06	1
1,2-Dichloroethane	ND		0.20		ug/L			05/22/20 13:06	1
1,2-Dichloropropane	ND		0.20		ug/L			05/22/20 13:06	1
1,4-Dichlorobenzene	ND		0.30		ug/L			05/22/20 13:06	1
2-Butanone	ND		10		ug/L			05/22/20 13:06	1
2-Hexanone	ND		3.0		ug/L			05/22/20 13:06	1
4-Methyl-2-pentanone	ND		10		ug/L			05/22/20 13:06	1

Eurofins TestAmerica, Seattle

# QC Sample Results

Client: SCS Engineers  
 Project/Site: Coupeville Solid Waste Facility Groundwa

Job ID: 580-94815-1

## Method: 8260C LL - Volatile Organic Compounds by GC/MS (Continued)

**Lab Sample ID: MB 580-328926/7**  
**Matrix: Water**  
**Analysis Batch: 328926**

**Client Sample ID: Method Blank**  
**Prep Type: Total/NA**

Analyte	MB Result	MB Qualifier	RL	MDL	Unit	D	Prepared	Analyzed	Dil Fac
Acetone	ND		10		ug/L			05/22/20 13:06	1
Acrylonitrile	ND		10		ug/L			05/22/20 13:06	1
Benzene	ND		0.20		ug/L			05/22/20 13:06	1
Bromochloromethane	ND		0.20		ug/L			05/22/20 13:06	1
Bromodichloromethane	ND		0.20		ug/L			05/22/20 13:06	1
Bromoform	ND		0.50		ug/L			05/22/20 13:06	1
Bromomethane	ND		0.50		ug/L			05/22/20 13:06	1
Carbon disulfide	ND		0.30		ug/L			05/22/20 13:06	1
Carbon tetrachloride	ND		0.20		ug/L			05/22/20 13:06	1
Chlorobenzene	ND		0.20		ug/L			05/22/20 13:06	1
Chloroethane	ND		0.50		ug/L			05/22/20 13:06	1
Chloroform	ND		0.20		ug/L			05/22/20 13:06	1
Chloromethane	ND		0.50		ug/L			05/22/20 13:06	1
cis-1,2-Dichloroethene	ND		0.20		ug/L			05/22/20 13:06	1
cis-1,3-Dichloropropene	ND		0.20		ug/L			05/22/20 13:06	1
Dibromochloromethane	ND		0.20		ug/L			05/22/20 13:06	1
Dibromomethane	ND		0.20		ug/L			05/22/20 13:06	1
Ethylbenzene	ND		0.20		ug/L			05/22/20 13:06	1
m,p-Xylene	ND		0.50		ug/L			05/22/20 13:06	1
Methyl iodide	ND		0.50		ug/L			05/22/20 13:06	1
Methylene Chloride	ND		5.0		ug/L			05/22/20 13:06	1
o-Xylene	ND		0.50		ug/L			05/22/20 13:06	1
Styrene	ND		1.0		ug/L			05/22/20 13:06	1
Tetrachloroethene	ND		0.50		ug/L			05/22/20 13:06	1
Toluene	ND		0.20		ug/L			05/22/20 13:06	1
trans-1,2-Dichloroethene	ND		0.20		ug/L			05/22/20 13:06	1
trans-1,3-Dichloropropene	ND		0.20		ug/L			05/22/20 13:06	1
trans-1,4-Dichloro-2-butene	ND		2.0		ug/L			05/22/20 13:06	1
Trichloroethene	0.567		0.20		ug/L			05/22/20 13:06	1
Trichlorofluoromethane	ND		0.50		ug/L			05/22/20 13:06	1
Vinyl acetate	ND		2.0		ug/L			05/22/20 13:06	1
Vinyl chloride	ND		0.020		ug/L			05/22/20 13:06	1

Surrogate	MB %Recovery	MB Qualifier	Limits	Prepared	Analyzed	Dil Fac
1,2-Dichloroethane-d4 (Surr)	99		80 - 120		05/22/20 13:06	1
4-Bromofluorobenzene (Surr)	104		80 - 120		05/22/20 13:06	1
Dibromofluoromethane (Surr)	95		80 - 120		05/22/20 13:06	1
Toluene-d8 (Surr)	97		80 - 120		05/22/20 13:06	1

**Lab Sample ID: LCS 580-328926/4**  
**Matrix: Water**  
**Analysis Batch: 328926**

**Client Sample ID: Lab Control Sample**  
**Prep Type: Total/NA**

Analyte	Spike Added	LCS Result	LCS Qualifier	Unit	D	%Rec	%Rec. Limits
1,1,1,2-Tetrachloroethane	5.00	4.72		ug/L		94	79 - 127
1,1,1-Trichloroethane	5.00	4.27		ug/L		85	74 - 128
1,1,2,2-Tetrachloroethane	5.00	5.11		ug/L		102	69 - 139
1,1,2-Trichloroethane	5.00	5.17		ug/L		103	80 - 127

Eurofins TestAmerica, Seattle

# QC Sample Results

Client: SCS Engineers  
 Project/Site: Coupeville Solid Waste Facility Groundwa

Job ID: 580-94815-1

## Method: 8260C LL - Volatile Organic Compounds by GC/MS (Continued)

**Lab Sample ID: LCS 580-328926/4**  
**Matrix: Water**  
**Analysis Batch: 328926**

**Client Sample ID: Lab Control Sample**  
**Prep Type: Total/NA**

Analyte	Spike Added	LCS Result	LCS Qualifier	Unit	D	%Rec	%Rec. Limits
1,1-Dichloroethane	5.00	4.46		ug/L		89	74 - 135
1,1-Dichloroethene	5.00	4.60		ug/L		92	71 - 126
1,2,3-Trichloropropane	5.00	5.05		ug/L		101	80 - 127
1,2-Dibromo-3-Chloropropane	5.00	4.51		ug/L		90	69 - 130
1,2-Dibromoethane	5.00	5.43		ug/L		109	80 - 126
1,2-Dichlorobenzene	5.00	5.26		ug/L		105	80 - 129
1,2-Dichloroethane	5.00	4.78		ug/L		96	74 - 130
1,2-Dichloropropane	5.00	4.89		ug/L		98	80 - 130
1,4-Dichlorobenzene	5.00	5.22		ug/L		104	80 - 129
2-Butanone	25.0	24.2		ug/L		97	64 - 136
2-Hexanone	25.0	25.6		ug/L		102	67 - 144
4-Methyl-2-pentanone	25.0	23.9		ug/L		96	65 - 137
Acetone	25.0	22.2		ug/L		89	49 - 150
Acrylonitrile	50.0	43.9		ug/L		88	78 - 126
Benzene	5.00	4.88		ug/L		98	73 - 133
Bromochloromethane	5.00	4.99		ug/L		100	79 - 131
Bromodichloromethane	5.00	4.93		ug/L		99	74 - 131
Bromoform	5.00	4.43		ug/L		89	69 - 137
Bromomethane	5.00	4.09		ug/L		82	68 - 120
Carbon disulfide	5.00	3.98		ug/L		80	65 - 128
Carbon tetrachloride	5.00	4.13		ug/L		83	71 - 132
Chlorobenzene	5.00	5.59		ug/L		112	80 - 123
Chloroethane	5.00	4.01		ug/L		80	49 - 135
Chloroform	5.00	4.75		ug/L		95	80 - 130
Chloromethane	5.00	3.85		ug/L		77	32 - 143
cis-1,2-Dichloroethene	5.00	4.86		ug/L		97	72 - 130
cis-1,3-Dichloropropene	5.00	4.85		ug/L		97	66 - 141
Dibromochloromethane	5.00	5.19		ug/L		104	76 - 131
Dibromomethane	5.00	5.00		ug/L		100	65 - 141
Ethylbenzene	5.00	4.58		ug/L		92	80 - 130
m,p-Xylene	5.00	4.73		ug/L		95	78 - 130
Methyl iodide	5.00	4.60		ug/L		92	60 - 133
Methylene Chloride	5.00	6.63		ug/L		133	75 - 134
o-Xylene	5.00	5.35		ug/L		107	80 - 139
Styrene	5.00	5.63		ug/L		113	74 - 136
Tetrachloroethene	5.00	4.83		ug/L		97	75 - 131
Toluene	5.00	4.66		ug/L		93	80 - 126
trans-1,2-Dichloroethene	5.00	4.81		ug/L		96	63 - 133
trans-1,3-Dichloropropene	5.00	4.64		ug/L		93	71 - 128
trans-1,4-Dichloro-2-butene	5.00	4.52		ug/L		90	45 - 144
Trichloroethene	5.00	5.81		ug/L		116	72 - 136
Trichlorofluoromethane	5.00	4.20		ug/L		84	60 - 132
Vinyl acetate	12.5	12.9		ug/L		103	50 - 150
Vinyl chloride	5.00	3.70		ug/L		74	52 - 128

Surrogate	LCS LCS		Limits
	%Recovery	Qualifier	
1,2-Dichloroethane-d4 (Surr)	99		80 - 120
4-Bromofluorobenzene (Surr)	100		80 - 120

# QC Sample Results

Client: SCS Engineers  
 Project/Site: Coupeville Solid Waste Facility Groundwa

Job ID: 580-94815-1

## Method: 8260C LL - Volatile Organic Compounds by GC/MS (Continued)

**Lab Sample ID: LCS 580-328926/4**  
**Matrix: Water**  
**Analysis Batch: 328926**

**Client Sample ID: Lab Control Sample**  
**Prep Type: Total/NA**

Surrogate	LCS LCS		Limits
	%Recovery	Qualifier	
Dibromofluoromethane (Surr)	98		80 - 120
Toluene-d8 (Surr)	99		80 - 120

**Lab Sample ID: LCSD 580-328926/5**  
**Matrix: Water**  
**Analysis Batch: 328926**

**Client Sample ID: Lab Control Sample Dup**  
**Prep Type: Total/NA**

Analyte	Spike Added	LCSD Result	LCSD Qualifier	Unit	D	%Rec	%Rec.	RPD	RPD
							Limits		Limit
1,1,1,2-Tetrachloroethane	5.00	4.46		ug/L		89	79 - 127	6	20
1,1,1-Trichloroethane	5.00	4.10		ug/L		82	74 - 128	4	14
1,1,2,2-Tetrachloroethane	5.00	5.02		ug/L		100	69 - 139	2	22
1,1,2-Trichloroethane	5.00	5.16		ug/L		103	80 - 127	0	19
1,1-Dichloroethane	5.00	4.20		ug/L		84	74 - 135	6	20
1,1-Dichloroethene	5.00	4.40		ug/L		88	71 - 126	4	17
1,2,3-Trichloropropane	5.00	4.98		ug/L		100	80 - 127	1	20
1,2-Dibromo-3-Chloropropane	5.00	4.30		ug/L		86	69 - 130	5	26
1,2-Dibromoethane	5.00	5.40		ug/L		108	80 - 126	1	20
1,2-Dichlorobenzene	5.00	4.93		ug/L		99	80 - 129	6	14
1,2-Dichloroethane	5.00	4.80		ug/L		96	74 - 130	0	15
1,2-Dichloropropane	5.00	4.86		ug/L		97	80 - 130	1	14
1,4-Dichlorobenzene	5.00	4.96		ug/L		99	80 - 129	5	11
2-Butanone	25.0	24.8		ug/L		99	64 - 136	3	23
2-Hexanone	25.0	25.9		ug/L		104	67 - 144	1	21
4-Methyl-2-pentanone	25.0	24.1		ug/L		97	65 - 137	1	24
Acetone	25.0	21.8		ug/L		87	49 - 150	2	24
Acrylonitrile	50.0	43.8		ug/L		88	78 - 126	0	14
Benzene	5.00	4.69		ug/L		94	73 - 133	4	20
Bromochloromethane	5.00	4.86		ug/L		97	79 - 131	3	20
Bromodichloromethane	5.00	4.85		ug/L		97	74 - 131	2	20
Bromoform	5.00	4.44		ug/L		89	69 - 137	0	20
Bromomethane	5.00	3.88		ug/L		78	68 - 120	5	18
Carbon disulfide	5.00	3.81		ug/L		76	65 - 128	4	23
Carbon tetrachloride	5.00	4.01		ug/L		80	71 - 132	3	15
Chlorobenzene	5.00	5.39		ug/L		108	80 - 123	4	12
Chloroethane	5.00	3.82		ug/L		76	49 - 135	5	27
Chloroform	5.00	4.49		ug/L		90	80 - 130	6	20
Chloromethane	5.00	3.68		ug/L		74	32 - 143	5	23
cis-1,2-Dichloroethene	5.00	4.62		ug/L		92	72 - 130	5	20
cis-1,3-Dichloropropene	5.00	4.68		ug/L		94	66 - 141	3	22
Dibromochloromethane	5.00	5.15		ug/L		103	76 - 131	1	20
Dibromomethane	5.00	4.94		ug/L		99	65 - 141	1	20
Ethylbenzene	5.00	4.37		ug/L		87	80 - 130	5	20
m,p-Xylene	5.00	4.55		ug/L		91	78 - 130	4	20
Methyl iodide	5.00	4.37		ug/L		87	60 - 133	5	15
Methylene Chloride	5.00	6.64		ug/L		133	75 - 134	0	18
o-Xylene	5.00	5.04		ug/L		101	80 - 139	6	20
Styrene	5.00	5.50		ug/L		110	74 - 136	2	20
Tetrachloroethene	5.00	4.62		ug/L		92	75 - 131	4	20

Eurofins TestAmerica, Seattle

# QC Sample Results

Client: SCS Engineers  
 Project/Site: Coupeville Solid Waste Facility Groundwa

Job ID: 580-94815-1

## Method: 8260C LL - Volatile Organic Compounds by GC/MS (Continued)

**Lab Sample ID: LCSD 580-328926/5**  
**Matrix: Water**  
**Analysis Batch: 328926**

**Client Sample ID: Lab Control Sample Dup**  
**Prep Type: Total/NA**

Analyte	Spike Added	LCSD Result	LCSD Qualifier	Unit	D	%Rec	%Rec. Limits	RPD	RPD Limit
Toluene	5.00	4.43		ug/L		89	80 - 126	5	20
trans-1,2-Dichloroethene	5.00	4.54		ug/L		91	63 - 133	6	17
trans-1,3-Dichloropropene	5.00	4.64		ug/L		93	71 - 128	0	21
trans-1,4-Dichloro-2-butene	5.00	4.64		ug/L		93	45 - 144	3	31
Trichloroethene	5.00	5.54		ug/L		111	72 - 136	5	14
Trichlorofluoromethane	5.00	4.15		ug/L		83	60 - 132	1	20
Vinyl acetate	12.5	13.4		ug/L		107	50 - 150	4	29
Vinyl chloride	5.00	3.57		ug/L		71	52 - 128	4	21

Surrogate	LCSD %Recovery	LCSD Qualifier	LCSD Limits
1,2-Dichloroethane-d4 (Surr)	101		80 - 120
4-Bromofluorobenzene (Surr)	101		80 - 120
Dibromofluoromethane (Surr)	98		80 - 120
Toluene-d8 (Surr)	96		80 - 120

**Lab Sample ID: MB 580-329022/7**  
**Matrix: Water**  
**Analysis Batch: 329022**

**Client Sample ID: Method Blank**  
**Prep Type: Total/NA**

Analyte	MB Result	MB Qualifier	RL	MDL	Unit	D	Prepared	Analyzed	Dil Fac
1,1,1,2-Tetrachloroethane	ND		0.30		ug/L			05/24/20 22:17	1
1,1,1-Trichloroethane	ND		0.20		ug/L			05/24/20 22:17	1
1,1,2,2-Tetrachloroethane	ND		0.20		ug/L			05/24/20 22:17	1
1,1,2-Trichloroethane	ND		0.20		ug/L			05/24/20 22:17	1
1,1-Dichloroethane	ND		0.20		ug/L			05/24/20 22:17	1
1,1-Dichloroethene	ND		0.20		ug/L			05/24/20 22:17	1
1,2,3-Trichloropropane	ND		0.20		ug/L			05/24/20 22:17	1
1,2-Dibromo-3-Chloropropane	ND		2.0		ug/L			05/24/20 22:17	1
1,2-Dibromoethane	ND		0.10		ug/L			05/24/20 22:17	1
1,2-Dichlorobenzene	ND		0.30		ug/L			05/24/20 22:17	1
1,2-Dichloroethane	ND		0.20		ug/L			05/24/20 22:17	1
1,2-Dichloropropane	ND		0.20		ug/L			05/24/20 22:17	1
1,4-Dichlorobenzene	ND		0.30		ug/L			05/24/20 22:17	1
2-Butanone	ND		10		ug/L			05/24/20 22:17	1
2-Hexanone	ND		3.0		ug/L			05/24/20 22:17	1
4-Methyl-2-pentanone	ND		10		ug/L			05/24/20 22:17	1
Acetone	ND		10		ug/L			05/24/20 22:17	1
Acrylonitrile	ND		10		ug/L			05/24/20 22:17	1
Benzene	ND		0.20		ug/L			05/24/20 22:17	1
Bromochloromethane	ND		0.20		ug/L			05/24/20 22:17	1
Bromodichloromethane	ND		0.20		ug/L			05/24/20 22:17	1
Bromoform	ND		0.50		ug/L			05/24/20 22:17	1
Bromomethane	ND		0.50		ug/L			05/24/20 22:17	1
Carbon disulfide	ND		0.30		ug/L			05/24/20 22:17	1
Carbon tetrachloride	ND		0.20		ug/L			05/24/20 22:17	1
Chlorobenzene	ND		0.20		ug/L			05/24/20 22:17	1
Chloroethane	ND		0.50		ug/L			05/24/20 22:17	1
Chloroform	ND		0.20		ug/L			05/24/20 22:17	1

Eurofins TestAmerica, Seattle

# QC Sample Results

Client: SCS Engineers  
 Project/Site: Coupeville Solid Waste Facility Groundwa

Job ID: 580-94815-1

## Method: 8260C LL - Volatile Organic Compounds by GC/MS (Continued)

**Lab Sample ID: MB 580-329022/7**  
**Matrix: Water**  
**Analysis Batch: 329022**

**Client Sample ID: Method Blank**  
**Prep Type: Total/NA**

Analyte	MB Result	MB Qualifier	RL	MDL	Unit	D	Prepared	Analyzed	Dil Fac
Chloromethane	ND		0.50		ug/L			05/24/20 22:17	1
cis-1,3-Dichloropropene	ND		0.20		ug/L			05/24/20 22:17	1
Dibromochloromethane	ND		0.20		ug/L			05/24/20 22:17	1
Dibromomethane	ND		0.20		ug/L			05/24/20 22:17	1
Ethylbenzene	ND		0.20		ug/L			05/24/20 22:17	1
m,p-Xylene	ND		0.50		ug/L			05/24/20 22:17	1
Methyl iodide	ND		0.50		ug/L			05/24/20 22:17	1
Methylene Chloride	ND		5.0		ug/L			05/24/20 22:17	1
o-Xylene	ND		0.50		ug/L			05/24/20 22:17	1
Styrene	ND		1.0		ug/L			05/24/20 22:17	1
Tetrachloroethene	ND		0.50		ug/L			05/24/20 22:17	1
Toluene	ND		0.20		ug/L			05/24/20 22:17	1
trans-1,2-Dichloroethene	ND		0.20		ug/L			05/24/20 22:17	1
trans-1,3-Dichloropropene	ND		0.20		ug/L			05/24/20 22:17	1
trans-1,4-Dichloro-2-butene	ND		2.0		ug/L			05/24/20 22:17	1
Trichlorofluoromethane	ND		0.50		ug/L			05/24/20 22:17	1
Vinyl acetate	ND		2.0		ug/L			05/24/20 22:17	1
Vinyl chloride	ND		0.020		ug/L			05/24/20 22:17	1

Surrogate	MB %Recovery	MB Qualifier	Limits	Prepared	Analyzed	Dil Fac
1,2-Dichloroethane-d4 (Surr)	93		80 - 120		05/24/20 22:17	1
4-Bromofluorobenzene (Surr)	105		80 - 120		05/24/20 22:17	1
Dibromofluoromethane (Surr)	97		80 - 120		05/24/20 22:17	1
Toluene-d8 (Surr)	98		80 - 120		05/24/20 22:17	1
Trifluorotoluene (Surr)					05/24/20 22:17	1

**Lab Sample ID: LCS 580-329022/4**  
**Matrix: Water**  
**Analysis Batch: 329022**

**Client Sample ID: Lab Control Sample**  
**Prep Type: Total/NA**

Analyte	Spike Added	LCS Result	LCS Qualifier	Unit	D	%Rec	%Rec. Limits
1,1,1,2-Tetrachloroethane	5.00	5.14		ug/L		103	79 - 127
1,1,1-Trichloroethane	5.00	4.58		ug/L		92	74 - 128
1,1,2,2-Tetrachloroethane	5.00	5.06		ug/L		101	69 - 139
1,1,2-Trichloroethane	5.00	5.06		ug/L		101	80 - 127
1,1-Dichloroethane	5.00	4.55		ug/L		91	74 - 135
1,1-Dichloroethene	5.00	4.76		ug/L		95	71 - 126
1,2,3-Trichloropropane	5.00	5.05		ug/L		101	80 - 127
1,2-Dibromo-3-Chloropropane	5.00	4.61		ug/L		92	69 - 130
1,2-Dibromoethane	5.00	5.32		ug/L		106	80 - 126
1,2-Dichlorobenzene	5.00	5.50		ug/L		110	80 - 129
1,2-Dichloroethane	5.00	4.62		ug/L		92	74 - 130
1,2-Dichloropropane	5.00	4.86		ug/L		97	80 - 130
1,4-Dichlorobenzene	5.00	5.46		ug/L		109	80 - 129
2-Butanone	25.0	21.6		ug/L		86	64 - 136
2-Hexanone	25.0	23.1		ug/L		92	67 - 144
4-Methyl-2-pentanone	25.0	22.6		ug/L		90	65 - 137
Acetone	25.0	19.5		ug/L		78	49 - 150

Eurofins TestAmerica, Seattle

# QC Sample Results

Client: SCS Engineers  
 Project/Site: Coupeville Solid Waste Facility Groundwa

Job ID: 580-94815-1

## Method: 8260C LL - Volatile Organic Compounds by GC/MS (Continued)

**Lab Sample ID: LCS 580-329022/4**  
**Matrix: Water**  
**Analysis Batch: 329022**

**Client Sample ID: Lab Control Sample**  
**Prep Type: Total/NA**

Analyte	Spike Added	LCS Result	LCS Qualifier	Unit	D	%Rec	%Rec. Limits
Acrylonitrile	50.0	41.2		ug/L		82	78 - 126
Benzene	5.00	4.96		ug/L		99	73 - 133
Bromochloromethane	5.00	4.99		ug/L		100	79 - 131
Bromodichloromethane	5.00	4.95		ug/L		99	74 - 131
Bromoform	5.00	4.61		ug/L		92	69 - 137
Bromomethane	5.00	4.01		ug/L		80	68 - 120
Carbon disulfide	5.00	4.05		ug/L		81	65 - 128
Carbon tetrachloride	5.00	4.52		ug/L		90	71 - 132
Chlorobenzene	5.00	5.87		ug/L		117	80 - 123
Chloroethane	5.00	4.05		ug/L		81	49 - 135
Chloroform	5.00	4.87		ug/L		97	80 - 130
Chloromethane	5.00	3.66		ug/L		73	32 - 143
cis-1,2-Dichloroethene	5.00	5.17		ug/L		103	72 - 130
cis-1,3-Dichloropropene	5.00	4.83		ug/L		97	66 - 141
Dibromochloromethane	5.00	5.33		ug/L		107	76 - 131
Dibromomethane	5.00	4.96		ug/L		99	65 - 141
Ethylbenzene	5.00	4.97		ug/L		99	80 - 130
m,p-Xylene	5.00	5.13		ug/L		103	78 - 130
Methyl iodide	5.00	4.65		ug/L		93	60 - 133
Methylene Chloride	5.00	4.15	J	ug/L		83	75 - 134
o-Xylene	5.00	5.82		ug/L		116	80 - 139
Styrene	5.00	6.00		ug/L		120	74 - 136
Tetrachloroethene	5.00	5.30		ug/L		106	75 - 131
Toluene	5.00	4.90		ug/L		98	80 - 126
trans-1,2-Dichloroethene	5.00	5.08		ug/L		102	63 - 133
trans-1,3-Dichloropropene	5.00	4.56		ug/L		91	71 - 128
trans-1,4-Dichloro-2-butene	5.00	4.31		ug/L		86	45 - 144
Trichloroethene	5.00	6.50		ug/L		130	72 - 136
Trichlorofluoromethane	5.00	4.35		ug/L		87	60 - 132
Vinyl acetate	12.5	12.2		ug/L		98	50 - 150
Vinyl chloride	5.00	3.68		ug/L		74	52 - 128

Surrogate	LCS %Recovery	LCS Qualifier	Limits
1,2-Dichloroethane-d4 (Surr)	92		80 - 120
4-Bromofluorobenzene (Surr)	99		80 - 120
Dibromofluoromethane (Surr)	99		80 - 120
Toluene-d8 (Surr)	100		80 - 120

**Lab Sample ID: LCSD 580-329022/5**  
**Matrix: Water**  
**Analysis Batch: 329022**

**Client Sample ID: Lab Control Sample Dup**  
**Prep Type: Total/NA**

Analyte	Spike Added	LCSD Result	LCSD Qualifier	Unit	D	%Rec	%Rec. Limits	RPD	RPD Limit
1,1,1,2-Tetrachloroethane	5.00	4.85		ug/L		97	79 - 127	6	20
1,1,1-Trichloroethane	5.00	4.42		ug/L		88	74 - 128	3	14
1,1,2,2-Tetrachloroethane	5.00	5.22		ug/L		104	69 - 139	3	22
1,1,2-Trichloroethane	5.00	5.32		ug/L		106	80 - 127	5	19
1,1-Dichloroethane	5.00	4.37		ug/L		87	74 - 135	4	20

Eurofins TestAmerica, Seattle

# QC Sample Results

Client: SCS Engineers  
 Project/Site: Coupeville Solid Waste Facility Groundwa

Job ID: 580-94815-1

## Method: 8260C LL - Volatile Organic Compounds by GC/MS (Continued)

**Lab Sample ID: LCSD 580-329022/5**  
**Matrix: Water**  
**Analysis Batch: 329022**

**Client Sample ID: Lab Control Sample Dup**  
**Prep Type: Total/NA**

Analyte	Spike Added	LCSD Result	LCSD Qualifier	Unit	D	%Rec	%Rec. Limits	RPD	RPD Limit
1,1-Dichloroethene	5.00	4.57		ug/L		91	71 - 126	4	17
1,2,3-Trichloropropane	5.00	5.32		ug/L		106	80 - 127	5	20
1,2-Dibromo-3-Chloropropane	5.00	4.69		ug/L		94	69 - 130	2	26
1,2-Dibromoethane	5.00	5.62		ug/L		112	80 - 126	6	20
1,2-Dichlorobenzene	5.00	5.40		ug/L		108	80 - 129	2	14
1,2-Dichloroethane	5.00	4.77		ug/L		95	74 - 130	3	15
1,2-Dichloropropane	5.00	4.99		ug/L		100	80 - 130	3	14
1,4-Dichlorobenzene	5.00	5.54		ug/L		111	80 - 129	1	11
2-Butanone	25.0	23.3		ug/L		93	64 - 136	8	23
2-Hexanone	25.0	27.9		ug/L		111	67 - 144	19	21
4-Methyl-2-pentanone	25.0	25.0		ug/L		100	65 - 137	10	24
Acetone	25.0	20.4		ug/L		82	49 - 150	4	24
Acrylonitrile	50.0	42.0		ug/L		84	78 - 126	2	14
Benzene	5.00	4.91		ug/L		98	73 - 133	1	20
Bromochloromethane	5.00	4.97		ug/L		99	79 - 131	0	20
Bromodichloromethane	5.00	5.11		ug/L		102	74 - 131	3	20
Bromoform	5.00	4.80		ug/L		96	69 - 137	4	20
Bromomethane	5.00	3.73		ug/L		75	68 - 120	7	18
Carbon disulfide	5.00	3.88		ug/L		78	65 - 128	4	23
Carbon tetrachloride	5.00	4.35		ug/L		87	71 - 132	4	15
Chlorobenzene	5.00	5.82		ug/L		116	80 - 123	1	12
Chloroethane	5.00	3.73		ug/L		75	49 - 135	8	27
Chloroform	5.00	4.79		ug/L		96	80 - 130	2	20
Chloromethane	5.00	3.34		ug/L		67	32 - 143	9	23
cis-1,3-Dichloropropene	5.00	4.91		ug/L		98	66 - 141	2	22
Dibromochloromethane	5.00	5.51		ug/L		110	76 - 131	3	20
Dibromomethane	5.00	5.04		ug/L		101	65 - 141	2	20
Ethylbenzene	5.00	4.81		ug/L		96	80 - 130	3	20
m,p-Xylene	5.00	5.00		ug/L		100	78 - 130	3	20
Methyl iodide	5.00	4.50		ug/L		90	60 - 133	3	15
Methylene Chloride	5.00	4.04	J	ug/L		81	75 - 134	3	18
o-Xylene	5.00	5.56		ug/L		111	80 - 139	5	20
Styrene	5.00	6.12		ug/L		122	74 - 136	2	20
Tetrachloroethene	5.00	5.08		ug/L		102	75 - 131	4	20
Toluene	5.00	4.72		ug/L		94	80 - 126	4	20
trans-1,2-Dichloroethene	5.00	4.77		ug/L		95	63 - 133	6	17
trans-1,3-Dichloropropene	5.00	4.81		ug/L		96	71 - 128	5	21
trans-1,4-Dichloro-2-butene	5.00	4.77		ug/L		95	45 - 144	10	31
Trichlorofluoromethane	5.00	4.20		ug/L		84	60 - 132	4	20
Vinyl acetate	12.5	13.1		ug/L		105	50 - 150	7	29
Vinyl chloride	5.00	3.35		ug/L		67	52 - 128	9	21

Surrogate	LCSD %Recovery	LCSD Qualifier	LCSD Limits
1,2-Dichloroethane-d4 (Surr)	95		80 - 120
4-Bromofluorobenzene (Surr)	101		80 - 120
Dibromofluoromethane (Surr)	97		80 - 120
Toluene-d8 (Surr)	97		80 - 120

# QC Sample Results

Client: SCS Engineers  
 Project/Site: Coupeville Solid Waste Facility Groundwa

Job ID: 580-94815-1

## Method: 8260C LL - Volatile Organic Compounds by GC/MS (Continued)

**Lab Sample ID: MB 580-329263/7**  
**Matrix: Water**  
**Analysis Batch: 329263**

**Client Sample ID: Method Blank**  
**Prep Type: Total/NA**

Analyte	MB Result	MB Qualifier	RL	MDL	Unit	D	Prepared	Analyzed	Dil Fac
Acetone	ND		10		ug/L			05/28/20 10:58	1
cis-1,2-Dichloroethene	ND		0.20		ug/L			05/28/20 10:58	1

Surrogate	MB %Recovery	MB Qualifier	Limits	Prepared	Analyzed	Dil Fac
1,2-Dichloroethane-d4 (Surr)	87		80 - 120		05/28/20 10:58	1
4-Bromofluorobenzene (Surr)	77	X	80 - 120		05/28/20 10:58	1
Dibromofluoromethane (Surr)	101		80 - 120		05/28/20 10:58	1
Toluene-d8 (Surr)	101		80 - 120		05/28/20 10:58	1

**Lab Sample ID: LCS 580-329263/4**  
**Matrix: Water**  
**Analysis Batch: 329263**

**Client Sample ID: Lab Control Sample**  
**Prep Type: Total/NA**

Analyte	Spike Added	LCS Result	LCS Qualifier	Unit	D	%Rec	%Rec. Limits
Acetone	25.0	42.7	*	ug/L		171	49 - 150
cis-1,2-Dichloroethene	5.00	5.02		ug/L		100	72 - 130

Surrogate	LCS %Recovery	LCS Qualifier	Limits
1,2-Dichloroethane-d4 (Surr)	83		80 - 120
4-Bromofluorobenzene (Surr)	86		80 - 120
Dibromofluoromethane (Surr)	92		80 - 120
Toluene-d8 (Surr)	103		80 - 120

**Lab Sample ID: LCSD 580-329263/5**  
**Matrix: Water**  
**Analysis Batch: 329263**

**Client Sample ID: Lab Control Sample Dup**  
**Prep Type: Total/NA**

Analyte	Spike Added	LCSD Result	LCSD Qualifier	Unit	D	%Rec	%Rec. Limits	RPD	RPD Limit
Acetone	25.0	45.7	*	ug/L		183	49 - 150	7	24
cis-1,2-Dichloroethene	5.00	4.84		ug/L		97	72 - 130	4	20

Surrogate	LCSD %Recovery	LCSD Qualifier	Limits
1,2-Dichloroethane-d4 (Surr)	85		80 - 120
4-Bromofluorobenzene (Surr)	86		80 - 120
Dibromofluoromethane (Surr)	93		80 - 120
Toluene-d8 (Surr)	102		80 - 120

**Lab Sample ID: MB 580-329346/7**  
**Matrix: Water**  
**Analysis Batch: 329346**

**Client Sample ID: Method Blank**  
**Prep Type: Total/NA**

Analyte	MB Result	MB Qualifier	RL	MDL	Unit	D	Prepared	Analyzed	Dil Fac
Acetone	ND		10		ug/L			05/29/20 15:24	1
cis-1,2-Dichloroethene	ND		0.20		ug/L			05/29/20 15:24	1
Trichloroethene	0.238		0.20		ug/L			05/29/20 15:24	1
Vinyl chloride	ND		0.020		ug/L			05/29/20 15:24	1

Eurofins TestAmerica, Seattle

# QC Sample Results

Client: SCS Engineers  
Project/Site: Coupeville Solid Waste Facility Groundwa

Job ID: 580-94815-1

## Method: 8260C LL - Volatile Organic Compounds by GC/MS (Continued)

**Lab Sample ID: MB 580-329346/7**  
**Matrix: Water**  
**Analysis Batch: 329346**

**Client Sample ID: Method Blank**  
**Prep Type: Total/NA**

Surrogate	MB MB		Limits	Prepared	Analyzed	Dil Fac
	%Recovery	Qualifier				
1,2-Dichloroethane-d4 (Surr)	103		80 - 120		05/29/20 15:24	1
4-Bromofluorobenzene (Surr)	85		80 - 120		05/29/20 15:24	1
Dibromofluoromethane (Surr)	103		80 - 120		05/29/20 15:24	1
Toluene-d8 (Surr)	99		80 - 120		05/29/20 15:24	1

**Lab Sample ID: LCS 580-329346/4**  
**Matrix: Water**  
**Analysis Batch: 329346**

**Client Sample ID: Lab Control Sample**  
**Prep Type: Total/NA**

Analyte	Spike Added	LCS Result	LCS Qualifier	Unit	D	%Rec	%Rec. Limits
cis-1,2-Dichloroethene	5.00	5.36		ug/L		107	72 - 130
Trichloroethene	5.00	5.58		ug/L		112	72 - 136
Vinyl chloride	5.00	6.17		ug/L		123	52 - 128

Surrogate	LCS LCS		Limits
	%Recovery	Qualifier	
1,2-Dichloroethane-d4 (Surr)	98		80 - 120
4-Bromofluorobenzene (Surr)	93		80 - 120
Dibromofluoromethane (Surr)	97		80 - 120
Toluene-d8 (Surr)	99		80 - 120

**Lab Sample ID: LCSD 580-329346/5**  
**Matrix: Water**  
**Analysis Batch: 329346**

**Client Sample ID: Lab Control Sample Dup**  
**Prep Type: Total/NA**

Analyte	Spike Added	LCSD Result	LCSD Qualifier	Unit	D	%Rec	%Rec. Limits	RPD	RPD Limit
cis-1,2-Dichloroethene	5.00	4.51		ug/L		90	72 - 130	17	20
Trichloroethene	5.00	4.52	*1	ug/L		90	72 - 136	21	14
Vinyl chloride	5.00	5.27		ug/L		105	52 - 128	16	21

Surrogate	LCSD LCSD		Limits
	%Recovery	Qualifier	
1,2-Dichloroethane-d4 (Surr)	98		80 - 120
4-Bromofluorobenzene (Surr)	91		80 - 120
Dibromofluoromethane (Surr)	96		80 - 120
Toluene-d8 (Surr)	102		80 - 120

**Lab Sample ID: MB 580-329532/7**  
**Matrix: Water**  
**Analysis Batch: 329532**

**Client Sample ID: Method Blank**  
**Prep Type: Total/NA**

Analyte	MB MB		RL	MDL	Unit	D	Prepared	Analyzed	Dil Fac
	Result	Qualifier							
1,1,1,2-Tetrachloroethane	ND		0.30		ug/L			06/01/20 16:10	1
1,1,1-Trichloroethane	ND		0.20		ug/L			06/01/20 16:10	1
1,1,2,2-Tetrachloroethane	ND		0.20		ug/L			06/01/20 16:10	1
1,1,2-Trichloroethane	ND		0.20		ug/L			06/01/20 16:10	1
1,1-Dichloroethane	ND		0.20		ug/L			06/01/20 16:10	1
1,1-Dichloroethene	ND		0.20		ug/L			06/01/20 16:10	1

Eurofins TestAmerica, Seattle

# QC Sample Results

Client: SCS Engineers  
 Project/Site: Coupeville Solid Waste Facility Groundwa

Job ID: 580-94815-1

## Method: 8260C LL - Volatile Organic Compounds by GC/MS (Continued)

**Lab Sample ID: MB 580-329532/7**  
**Matrix: Water**  
**Analysis Batch: 329532**

**Client Sample ID: Method Blank**  
**Prep Type: Total/NA**

Analyte	MB Result	MB Qualifier	RL	MDL	Unit	D	Prepared	Analyzed	Dil Fac
1,2,3-Trichloropropane	ND		0.20		ug/L			06/01/20 16:10	1
1,2-Dibromo-3-Chloropropane	ND		2.0		ug/L			06/01/20 16:10	1
1,2-Dibromoethane	ND		0.10		ug/L			06/01/20 16:10	1
1,2-Dichlorobenzene	ND		0.30		ug/L			06/01/20 16:10	1
1,2-Dichloroethane	ND		0.20		ug/L			06/01/20 16:10	1
1,2-Dichloropropane	ND		0.20		ug/L			06/01/20 16:10	1
1,4-Dichlorobenzene	ND		0.30		ug/L			06/01/20 16:10	1
2-Butanone	ND		10		ug/L			06/01/20 16:10	1
2-Hexanone	ND		3.0		ug/L			06/01/20 16:10	1
4-Methyl-2-pentanone	ND		10		ug/L			06/01/20 16:10	1
Acetone	ND		10		ug/L			06/01/20 16:10	1
Acrylonitrile	ND		10		ug/L			06/01/20 16:10	1
Benzene	ND		0.20		ug/L			06/01/20 16:10	1
Bromochloromethane	ND		0.20		ug/L			06/01/20 16:10	1
Bromodichloromethane	ND		0.20		ug/L			06/01/20 16:10	1
Bromoform	ND		0.50		ug/L			06/01/20 16:10	1
Bromomethane	ND		0.50		ug/L			06/01/20 16:10	1
Carbon disulfide	ND		0.30		ug/L			06/01/20 16:10	1
Carbon tetrachloride	ND		0.20		ug/L			06/01/20 16:10	1
Chlorobenzene	ND		0.20		ug/L			06/01/20 16:10	1
Chloroethane	ND		0.50		ug/L			06/01/20 16:10	1
Chloroform	ND		0.20		ug/L			06/01/20 16:10	1
Chloromethane	ND		0.50		ug/L			06/01/20 16:10	1
cis-1,2-Dichloroethene	ND		0.20		ug/L			06/01/20 16:10	1
cis-1,3-Dichloropropene	ND		0.20		ug/L			06/01/20 16:10	1
Dibromochloromethane	ND		0.20		ug/L			06/01/20 16:10	1
Dibromomethane	ND		0.20		ug/L			06/01/20 16:10	1
Ethylbenzene	ND		0.20		ug/L			06/01/20 16:10	1
m,p-Xylene	ND		0.50		ug/L			06/01/20 16:10	1
Methyl iodide	ND		0.50		ug/L			06/01/20 16:10	1
Methylene Chloride	ND		5.0		ug/L			06/01/20 16:10	1
o-Xylene	ND		0.50		ug/L			06/01/20 16:10	1
Styrene	ND		1.0		ug/L			06/01/20 16:10	1
Tetrachloroethene	ND		0.50		ug/L			06/01/20 16:10	1
Toluene	ND		0.20		ug/L			06/01/20 16:10	1
trans-1,2-Dichloroethene	ND		0.20		ug/L			06/01/20 16:10	1
trans-1,3-Dichloropropene	ND		0.20		ug/L			06/01/20 16:10	1
trans-1,4-Dichloro-2-butene	ND		2.0		ug/L			06/01/20 16:10	1
Trichloroethene	ND		0.20		ug/L			06/01/20 16:10	1
Trichlorofluoromethane	ND		0.50		ug/L			06/01/20 16:10	1
Vinyl acetate	ND		2.0		ug/L			06/01/20 16:10	1
Vinyl chloride	ND		0.020		ug/L			06/01/20 16:10	1

Surrogate	MB %Recovery	MB Qualifier	Limits	Prepared	Analyzed	Dil Fac
1,2-Dichloroethane-d4 (Surr)	102		80 - 120		06/01/20 16:10	1
4-Bromofluorobenzene (Surr)	100		80 - 120		06/01/20 16:10	1
Dibromofluoromethane (Surr)	99		80 - 120		06/01/20 16:10	1
Toluene-d8 (Surr)	99		80 - 120		06/01/20 16:10	1

Eurofins TestAmerica, Seattle

# QC Sample Results

Client: SCS Engineers  
 Project/Site: Coupeville Solid Waste Facility Groundwa

Job ID: 580-94815-1

## Method: 8260C LL - Volatile Organic Compounds by GC/MS (Continued)

**Lab Sample ID: LCS 580-329532/4**

**Matrix: Water**

**Analysis Batch: 329532**

**Client Sample ID: Lab Control Sample**

**Prep Type: Total/NA**

Analyte	Spike Added	LCS Result	LCS Qualifier	Unit	D	%Rec	%Rec. Limits
1,1,1,2-Tetrachloroethane	5.00	4.59		ug/L		92	79 - 127
1,1,1-Trichloroethane	5.00	4.29		ug/L		86	74 - 128
1,1,2,2-Tetrachloroethane	5.00	5.05		ug/L		101	69 - 139
1,1,2-Trichloroethane	5.00	5.25		ug/L		105	80 - 127
1,1-Dichloroethane	5.00	4.60		ug/L		92	74 - 135
1,1-Dichloroethene	5.00	4.71		ug/L		94	71 - 126
1,2,3-Trichloropropane	5.00	4.91		ug/L		98	80 - 127
1,2-Dibromo-3-Chloropropane	5.00	4.05		ug/L		81	69 - 130
1,2-Dibromoethane	5.00	5.47		ug/L		109	80 - 126
1,2-Dichlorobenzene	5.00	4.96		ug/L		99	80 - 129
1,2-Dichloroethane	5.00	5.18		ug/L		104	74 - 130
1,2-Dichloropropane	5.00	5.10		ug/L		102	80 - 130
1,4-Dichlorobenzene	5.00	5.01		ug/L		100	80 - 129
2-Butanone	25.0	24.5		ug/L		98	64 - 136
2-Hexanone	25.0	26.2		ug/L		105	67 - 144
4-Methyl-2-pentanone	25.0	24.2		ug/L		97	65 - 137
Acetone	25.0	25.2		ug/L		101	49 - 150
Acrylonitrile	50.0	46.0		ug/L		92	78 - 126
Benzene	5.00	5.03		ug/L		101	73 - 133
Bromochloromethane	5.00	5.15		ug/L		103	79 - 131
Bromodichloromethane	5.00	4.98		ug/L		100	74 - 131
Bromoform	5.00	4.27		ug/L		85	69 - 137
Bromomethane	5.00	5.02		ug/L		100	68 - 120
Carbon disulfide	5.00	4.27		ug/L		85	65 - 128
Carbon tetrachloride	5.00	4.14		ug/L		83	71 - 132
Chlorobenzene	5.00	5.55		ug/L		111	80 - 123
Chloroethane	5.00	4.99		ug/L		100	49 - 135
Chloroform	5.00	4.89		ug/L		98	80 - 130
Chloromethane	5.00	5.43		ug/L		109	32 - 143
cis-1,2-Dichloroethene	5.00	4.83		ug/L		97	72 - 130
cis-1,3-Dichloropropene	5.00	4.71		ug/L		94	66 - 141
Dibromochloromethane	5.00	5.08		ug/L		102	76 - 131
Dibromomethane	5.00	5.15		ug/L		103	65 - 141
Ethylbenzene	5.00	4.52		ug/L		90	80 - 130
m,p-Xylene	5.00	4.69		ug/L		94	78 - 130
Methyl iodide	5.00	4.81		ug/L		96	60 - 133
Methylene Chloride	5.00	4.34	J	ug/L		87	75 - 134
o-Xylene	5.00	5.22		ug/L		104	80 - 139
Styrene	5.00	5.61		ug/L		112	74 - 136
Tetrachloroethene	5.00	4.64		ug/L		93	75 - 131
Toluene	5.00	4.62		ug/L		92	80 - 126
trans-1,2-Dichloroethene	5.00	4.92		ug/L		98	63 - 133
trans-1,3-Dichloropropene	5.00	4.57		ug/L		91	71 - 128
trans-1,4-Dichloro-2-butene	5.00	3.68		ug/L		74	45 - 144
Trichloroethene	5.00	5.26		ug/L		105	72 - 136
Trichlorofluoromethane	5.00	4.49		ug/L		90	60 - 132
Vinyl acetate	12.5	13.4		ug/L		107	50 - 150
Vinyl chloride	5.00	4.77		ug/L		95	52 - 128

Eurofins TestAmerica, Seattle

# QC Sample Results

Client: SCS Engineers  
 Project/Site: Coupeville Solid Waste Facility Groundwa

Job ID: 580-94815-1

## Method: 8260C LL - Volatile Organic Compounds by GC/MS (Continued)

**Lab Sample ID: LCS 580-329532/4**  
**Matrix: Water**  
**Analysis Batch: 329532**

**Client Sample ID: Lab Control Sample**  
**Prep Type: Total/NA**

Surrogate	LCS LCS		Limits
	%Recovery	Qualifier	
1,2-Dichloroethane-d4 (Surr)	103		80 - 120
4-Bromofluorobenzene (Surr)	101		80 - 120
Dibromofluoromethane (Surr)	99		80 - 120
Toluene-d8 (Surr)	97		80 - 120

**Lab Sample ID: LCSD 580-329532/5**  
**Matrix: Water**  
**Analysis Batch: 329532**

**Client Sample ID: Lab Control Sample Dup**  
**Prep Type: Total/NA**

Analyte	Spike Added	LCSD Result	LCSD Qualifier	Unit	D	%Rec	%Rec. Limits	RPD	RPD
									Limit
1,1,1,2-Tetrachloroethane	5.00	4.58		ug/L		92	79 - 127	0	20
1,1,1-Trichloroethane	5.00	4.23		ug/L		85	74 - 128	1	14
1,1,2,2-Tetrachloroethane	5.00	4.61		ug/L		92	69 - 139	9	22
1,1,2-Trichloroethane	5.00	4.91		ug/L		98	80 - 127	7	19
1,1-Dichloroethane	5.00	4.52		ug/L		90	74 - 135	2	20
1,1-Dichloroethene	5.00	4.63		ug/L		93	71 - 126	2	17
1,2,3-Trichloropropane	5.00	4.69		ug/L		94	80 - 127	5	20
1,2-Dibromo-3-Chloropropane	5.00	3.86		ug/L		77	69 - 130	5	26
1,2-Dibromoethane	5.00	5.22		ug/L		104	80 - 126	5	20
1,2-Dichlorobenzene	5.00	4.87		ug/L		97	80 - 129	2	14
1,2-Dichloroethane	5.00	4.87		ug/L		97	74 - 130	6	15
1,2-Dichloropropane	5.00	4.85		ug/L		97	80 - 130	5	14
1,4-Dichlorobenzene	5.00	4.87		ug/L		97	80 - 129	3	11
2-Butanone	25.0	22.4		ug/L		90	64 - 136	9	23
2-Hexanone	25.0	26.5		ug/L		106	67 - 144	1	21
4-Methyl-2-pentanone	25.0	24.0		ug/L		96	65 - 137	1	24
Acetone	25.0	23.4		ug/L		94	49 - 150	7	24
Acrylonitrile	50.0	43.2		ug/L		86	78 - 126	6	14
Benzene	5.00	4.88		ug/L		98	73 - 133	3	20
Bromochloromethane	5.00	4.98		ug/L		100	79 - 131	3	20
Bromodichloromethane	5.00	4.69		ug/L		94	74 - 131	6	20
Bromoform	5.00	3.98		ug/L		80	69 - 137	7	20
Bromomethane	5.00	4.85		ug/L		97	68 - 120	4	18
Carbon disulfide	5.00	4.19		ug/L		84	65 - 128	2	23
Carbon tetrachloride	5.00	4.03		ug/L		81	71 - 132	3	15
Chlorobenzene	5.00	5.40		ug/L		108	80 - 123	3	12
Chloroethane	5.00	4.61		ug/L		92	49 - 135	8	27
Chloroform	5.00	4.80		ug/L		96	80 - 130	2	20
Chloromethane	5.00	5.32		ug/L		106	32 - 143	2	23
cis-1,2-Dichloroethene	5.00	4.76		ug/L		95	72 - 130	1	20
cis-1,3-Dichloropropene	5.00	4.47		ug/L		89	66 - 141	5	22
Dibromochloromethane	5.00	4.81		ug/L		96	76 - 131	5	20
Dibromomethane	5.00	4.79		ug/L		96	65 - 141	7	20
Ethylbenzene	5.00	4.48		ug/L		90	80 - 130	1	20
m,p-Xylene	5.00	4.65		ug/L		93	78 - 130	1	20
Methyl iodide	5.00	4.79		ug/L		96	60 - 133	0	15
Methylene Chloride	5.00	4.24	J	ug/L		85	75 - 134	2	18
o-Xylene	5.00	5.27		ug/L		105	80 - 139	1	20

Eurofins TestAmerica, Seattle

# QC Sample Results

Client: SCS Engineers  
Project/Site: Coupeville Solid Waste Facility Groundwa

Job ID: 580-94815-1

## Method: 8260C LL - Volatile Organic Compounds by GC/MS (Continued)

**Lab Sample ID: LCSD 580-329532/5**  
**Matrix: Water**  
**Analysis Batch: 329532**

**Client Sample ID: Lab Control Sample Dup**  
**Prep Type: Total/NA**

Analyte	Spike Added	LCSD Result	LCSD Qualifier	Unit	D	%Rec	%Rec. Limits	RPD	RPD Limit
Styrene	5.00	5.60		ug/L		112	74 - 136	0	20
Tetrachloroethene	5.00	4.57		ug/L		91	75 - 131	1	20
Toluene	5.00	4.57		ug/L		91	80 - 126	1	20
trans-1,2-Dichloroethene	5.00	4.88		ug/L		98	63 - 133	1	17
trans-1,3-Dichloropropene	5.00	4.27		ug/L		85	71 - 128	7	21
trans-1,4-Dichloro-2-butene	5.00	3.31		ug/L		66	45 - 144	11	31
Trichloroethene	5.00	5.21		ug/L		104	72 - 136	1	14
Trichlorofluoromethane	5.00	4.37		ug/L		87	60 - 132	3	20
Vinyl acetate	12.5	10.9		ug/L		87	50 - 150	20	29
Vinyl chloride	5.00	4.67		ug/L		93	52 - 128	2	21

Surrogate	LCSD %Recovery	LCSD Qualifier	LCSD Limits
1,2-Dichloroethane-d4 (Surr)	99		80 - 120
4-Bromofluorobenzene (Surr)	101		80 - 120
Dibromofluoromethane (Surr)	99		80 - 120
Toluene-d8 (Surr)	99		80 - 120

## Method: 6010C - Metals (ICP)

**Lab Sample ID: MB 580-328764/20-A**  
**Matrix: Water**  
**Analysis Batch: 328882**

**Client Sample ID: Method Blank**  
**Prep Type: Total Recoverable**  
**Prep Batch: 328764**

Analyte	MB Result	MB Qualifier	RL	MDL	Unit	D	Prepared	Analyzed	Dil Fac
Calcium	ND		1.1		mg/L		05/21/20 07:56	05/21/20 14:00	1
Iron	ND		0.30		mg/L		05/21/20 07:56	05/21/20 14:00	1
Magnesium	ND		1.1		mg/L		05/21/20 07:56	05/21/20 14:00	1
Manganese	ND		0.020		mg/L		05/21/20 07:56	05/21/20 14:00	1
Potassium	ND		3.3		mg/L		05/21/20 07:56	05/21/20 14:00	1
Sodium	ND		2.0		mg/L		05/21/20 07:56	05/21/20 14:00	1

**Lab Sample ID: LCS 580-328764/21-A**  
**Matrix: Water**  
**Analysis Batch: 328882**

**Client Sample ID: Lab Control Sample**  
**Prep Type: Total Recoverable**  
**Prep Batch: 328764**

Analyte	Spike Added	LCS Result	LCS Qualifier	Unit	D	%Rec	%Rec. Limits
Calcium	20.0	19.2		mg/L		96	80 - 120
Iron	20.0	19.1		mg/L		96	80 - 120
Magnesium	20.0	19.2		mg/L		96	80 - 120
Manganese	1.00	0.888		mg/L		89	80 - 120
Potassium	20.0	18.1		mg/L		90	80 - 120
Sodium	20.0	18.4		mg/L		92	80 - 120

**Lab Sample ID: LCSD 580-328764/22-A**  
**Matrix: Water**  
**Analysis Batch: 328882**

**Client Sample ID: Lab Control Sample Dup**  
**Prep Type: Total Recoverable**  
**Prep Batch: 328764**

Analyte	Spike Added	LCSD Result	LCSD Qualifier	Unit	D	%Rec	%Rec. Limits	RPD	RPD Limit
Calcium	20.0	20.7		mg/L		104	80 - 120	7	20

Eurofins TestAmerica, Seattle

# QC Sample Results

Client: SCS Engineers  
 Project/Site: Coupeville Solid Waste Facility Groundwa

Job ID: 580-94815-1

## Method: 6010C - Metals (ICP) (Continued)

**Lab Sample ID: LCSD 580-328764/22-A**  
**Matrix: Water**  
**Analysis Batch: 328882**

**Client Sample ID: Lab Control Sample Dup**  
**Prep Type: Total Recoverable**  
**Prep Batch: 328764**

Analyte	Spike Added	LCSD Result	LCSD Qualifier	Unit	D	%Rec	%Rec. Limits	RPD	RPD Limit
Iron	20.0	20.6		mg/L		103	80 - 120	7	20
Magnesium	20.0	20.7		mg/L		103	80 - 120	7	20
Manganese	1.00	0.939		mg/L		94	80 - 120	6	20
Potassium	20.0	19.4		mg/L		97	80 - 120	7	20
Sodium	20.0	19.7		mg/L		99	80 - 120	7	20

**Lab Sample ID: 580-94815-1 MS**  
**Matrix: Water**  
**Analysis Batch: 328882**

**Client Sample ID: 0520-18**  
**Prep Type: Dissolved**  
**Prep Batch: 328764**

Analyte	Sample Result	Sample Qualifier	Spike Added	MS Result	MS Qualifier	Unit	D	%Rec	%Rec. Limits	RPD	RPD Limit
Calcium	56		20.0	76.4		mg/L		104	75 - 125		
Iron	ND		20.0	19.3		mg/L		97	75 - 125		
Magnesium	70		20.0	90.8		mg/L		104	75 - 125		
Manganese	0.13		1.00	0.999		mg/L		87	75 - 125		
Potassium	9.3		20.0	28.3		mg/L		95	75 - 125		
Sodium	41		20.0	61.8		mg/L		103	75 - 125		

**Lab Sample ID: 580-94815-1 MSD**  
**Matrix: Water**  
**Analysis Batch: 328882**

**Client Sample ID: 0520-18**  
**Prep Type: Dissolved**  
**Prep Batch: 328764**

Analyte	Sample Result	Sample Qualifier	Spike Added	MSD Result	MSD Qualifier	Unit	D	%Rec	%Rec. Limits	RPD	RPD Limit
Calcium	56		20.0	74.9		mg/L		97	75 - 125	2	20
Iron	ND		20.0	18.9		mg/L		95	75 - 125	2	20
Magnesium	70		20.0	88.6		mg/L		93	75 - 125	2	20
Manganese	0.13		1.00	1.03		mg/L		90	75 - 125	3	20
Potassium	9.3		20.0	27.7		mg/L		92	75 - 125	2	20
Sodium	41		20.0	60.7		mg/L		97	75 - 125	2	20

**Lab Sample ID: 580-94815-1 DU**  
**Matrix: Water**  
**Analysis Batch: 328882**

**Client Sample ID: 0520-18**  
**Prep Type: Dissolved**  
**Prep Batch: 328764**

Analyte	Sample Result	Sample Qualifier	DU Result	DU Qualifier	Unit	D	RPD	RPD Limit
Calcium	56		56.9		mg/L		2	20
Iron	ND		ND		mg/L		NC	20
Magnesium	70		71.7		mg/L		2	20
Manganese	0.13		0.132		mg/L		3	20
Potassium	9.3		9.50		mg/L		2	20
Sodium	41		42.5		mg/L		3	20

## Method: 6020A - Metals (ICP/MS)

**Lab Sample ID: MB 580-328765/20-A**  
**Matrix: Water**  
**Analysis Batch: 329008**

**Client Sample ID: Method Blank**  
**Prep Type: Total Recoverable**  
**Prep Batch: 328765**

Analyte	MB Result	MB Qualifier	RL	MDL	Unit	D	Prepared	Analyzed	Dil Fac
Antimony	ND		0.00080		mg/L		05/21/20 08:15	05/22/20 11:39	1

Eurofins TestAmerica, Seattle

# QC Sample Results

Client: SCS Engineers  
 Project/Site: Coupeville Solid Waste Facility Groundwa

Job ID: 580-94815-1

## Method: 6020A - Metals (ICP/MS) (Continued)

**Lab Sample ID: MB 580-328765/20-A**  
**Matrix: Water**  
**Analysis Batch: 329008**

**Client Sample ID: Method Blank**  
**Prep Type: Total Recoverable**  
**Prep Batch: 328765**

Analyte	MB Result	MB Qualifier	RL	MDL	Unit	D	Prepared	Analyzed	Dil Fac
Arsenic	ND		0.0010		mg/L		05/21/20 08:15	05/22/20 11:39	1
Barium	ND		0.0012		mg/L		05/21/20 08:15	05/22/20 11:39	1
Beryllium	ND		0.00040		mg/L		05/21/20 08:15	05/22/20 11:39	1
Cadmium	ND		0.00080		mg/L		05/21/20 08:15	05/22/20 11:39	1
Chromium	ND		0.00080		mg/L		05/21/20 08:15	05/22/20 11:39	1
Cobalt	ND		0.00040		mg/L		05/21/20 08:15	05/22/20 11:39	1
Copper	ND		0.0020		mg/L		05/21/20 08:15	05/22/20 11:39	1
Lead	ND		0.00080		mg/L		05/21/20 08:15	05/22/20 11:39	1
Nickel	ND		0.0030		mg/L		05/21/20 08:15	05/22/20 11:39	1
Selenium	ND		0.0080		mg/L		05/21/20 08:15	05/22/20 11:39	1
Silver	ND		0.00040		mg/L		05/21/20 08:15	05/22/20 11:39	1
Thallium	ND		0.0010		mg/L		05/21/20 08:15	05/22/20 11:39	1
Vanadium	ND		0.0040		mg/L		05/21/20 08:15	05/22/20 11:39	1
Zinc	ND		0.0070		mg/L		05/21/20 08:15	05/22/20 11:39	1

**Lab Sample ID: LCS 580-328765/21-A**  
**Matrix: Water**  
**Analysis Batch: 329008**

**Client Sample ID: Lab Control Sample**  
**Prep Type: Total Recoverable**  
**Prep Batch: 328765**

Analyte	Spike Added	LCS Result	LCS Qualifier	Unit	D	%Rec	%Rec. Limits
Antimony	1.00	0.979		mg/L		98	80 - 120
Arsenic	1.00	0.971		mg/L		97	80 - 120
Barium	1.00	0.968		mg/L		97	80 - 120
Beryllium	1.00	0.951		mg/L		95	80 - 120
Cadmium	1.00	0.990		mg/L		99	80 - 120
Chromium	1.00	1.01		mg/L		101	80 - 120
Cobalt	1.00	0.963		mg/L		96	80 - 120
Copper	1.00	0.979		mg/L		98	80 - 120
Lead	1.00	0.940		mg/L		94	80 - 120
Nickel	1.00	0.964		mg/L		96	80 - 120
Selenium	1.00	0.944		mg/L		94	80 - 120
Silver	1.00	0.987		mg/L		99	80 - 120
Thallium	1.00	0.982		mg/L		98	80 - 120
Vanadium	1.00	1.01		mg/L		101	80 - 120
Zinc	1.00	0.986		mg/L		99	80 - 120

**Lab Sample ID: LCSD 580-328765/22-A**  
**Matrix: Water**  
**Analysis Batch: 329008**

**Client Sample ID: Lab Control Sample Dup**  
**Prep Type: Total Recoverable**  
**Prep Batch: 328765**

Analyte	Spike Added	LCSD Result	LCSD Qualifier	Unit	D	%Rec	%Rec. Limits	RPD	RPD Limit
Antimony	1.00	0.992		mg/L		99	80 - 120	1	20
Arsenic	1.00	0.985		mg/L		99	80 - 120	2	20
Barium	1.00	0.980		mg/L		98	80 - 120	1	20
Beryllium	1.00	0.948		mg/L		95	80 - 120	0	20
Cadmium	1.00	0.988		mg/L		99	80 - 120	0	20
Chromium	1.00	1.02		mg/L		102	80 - 120	1	20
Cobalt	1.00	0.972		mg/L		97	80 - 120	1	20
Copper	1.00	0.986		mg/L		99	80 - 120	1	20

Eurofins TestAmerica, Seattle

# QC Sample Results

Client: SCS Engineers  
 Project/Site: Coupeville Solid Waste Facility Groundwa

Job ID: 580-94815-1

## Method: 6020A - Metals (ICP/MS) (Continued)

**Lab Sample ID: LCSD 580-328765/22-A**  
**Matrix: Water**  
**Analysis Batch: 329008**

**Client Sample ID: Lab Control Sample Dup**  
**Prep Type: Total Recoverable**  
**Prep Batch: 328765**

Analyte	Spike Added	LCSD Result	LCSD Qualifier	Unit	D	%Rec	%Rec. Limits	RPD	RPD Limit
Lead	1.00	0.953		mg/L		95	80 - 120	1	20
Nickel	1.00	0.975		mg/L		97	80 - 120	1	20
Selenium	1.00	0.942		mg/L		94	80 - 120	0	20
Silver	1.00	1.00		mg/L		100	80 - 120	1	20
Thallium	1.00	1.00		mg/L		100	80 - 120	2	20
Vanadium	1.00	1.01		mg/L		101	80 - 120	0	20
Zinc	1.00	0.994		mg/L		99	80 - 120	1	20

**Lab Sample ID: 580-94815-1 MS**  
**Matrix: Water**  
**Analysis Batch: 329008**

**Client Sample ID: 0520-18**  
**Prep Type: Total Recoverable**  
**Prep Batch: 328765**

Analyte	Sample Result	Sample Qualifier	Spike Added	MS Result	MS Qualifier	Unit	D	%Rec	%Rec. Limits	RPD	RPD Limit
Antimony	ND		1.00	0.966		mg/L		97	80 - 120		
Arsenic	0.0084		1.00	0.906		mg/L		90	80 - 120		
Barium	0.061		1.00	0.985		mg/L		92	80 - 120		
Beryllium	ND		1.00	0.872		mg/L		87	80 - 120		
Cadmium	ND		1.00	0.908		mg/L		91	80 - 120		
Chromium	ND		1.00	0.935		mg/L		93	80 - 120		
Cobalt	ND		1.00	0.878		mg/L		88	80 - 120		
Copper	ND		1.00	0.895		mg/L		89	80 - 120		
Lead	ND		1.00	0.870		mg/L		87	80 - 120		
Nickel	ND		1.00	0.877		mg/L		88	80 - 120		
Selenium	ND		1.00	0.844		mg/L		84	80 - 120		
Silver	ND		1.00	0.913		mg/L		91	80 - 120		
Thallium	ND		1.00	0.911		mg/L		91	80 - 120		
Vanadium	ND		1.00	0.932		mg/L		93	80 - 120		
Zinc	ND		1.00	0.905		mg/L		91	80 - 120		

**Lab Sample ID: 580-94815-1 MSD**  
**Matrix: Water**  
**Analysis Batch: 329008**

**Client Sample ID: 0520-18**  
**Prep Type: Total Recoverable**  
**Prep Batch: 328765**

Analyte	Sample Result	Sample Qualifier	Spike Added	MSD Result	MSD Qualifier	Unit	D	%Rec	%Rec. Limits	RPD	RPD Limit
Antimony	ND		1.00	0.998		mg/L		100	80 - 120	3	20
Arsenic	0.0084		1.00	0.941		mg/L		93	80 - 120	4	20
Barium	0.061		1.00	1.03		mg/L		97	80 - 120	4	20
Beryllium	ND		1.00	0.894		mg/L		89	80 - 120	3	20
Cadmium	ND		1.00	0.970		mg/L		97	80 - 120	7	20
Chromium	ND		1.00	0.982		mg/L		98	80 - 120	5	20
Cobalt	ND		1.00	0.920		mg/L		92	80 - 120	5	20
Copper	ND		1.00	0.932		mg/L		93	80 - 120	4	20
Lead	ND		1.00	0.904		mg/L		90	80 - 120	4	20
Nickel	ND		1.00	0.920		mg/L		92	80 - 120	5	20
Selenium	ND		1.00	0.901		mg/L		90	80 - 120	6	20
Silver	ND		1.00	0.939		mg/L		94	80 - 120	3	20
Thallium	ND		1.00	0.962		mg/L		96	80 - 120	5	20
Vanadium	ND		1.00	0.979		mg/L		98	80 - 120	5	20
Zinc	ND		1.00	0.945		mg/L		94	80 - 120	4	20

Eurofins TestAmerica, Seattle

# QC Sample Results

Client: SCS Engineers  
 Project/Site: Coupeville Solid Waste Facility Groundwa

Job ID: 580-94815-1

## Method: 6020A - Metals (ICP/MS) (Continued)

**Lab Sample ID: 580-94815-1 DU**  
**Matrix: Water**  
**Analysis Batch: 329008**

**Client Sample ID: 0520-18**  
**Prep Type: Total Recoverable**  
**Prep Batch: 328765**

Analyte	Sample	Sample	DU	DU	Unit	D	RPD	Limit
	Result	Qualifier	Result	Qualifier				
Antimony	ND		ND		mg/L		NC	20
Arsenic	0.0084		0.00817		mg/L		3	20
Barium	0.061		0.0608		mg/L		1	20
Beryllium	ND		ND		mg/L		NC	20
Cadmium	ND		ND		mg/L		NC	20
Chromium	ND		ND		mg/L		NC	20
Cobalt	ND		ND		mg/L		NC	20
Copper	ND		ND		mg/L		NC	20
Lead	ND		ND		mg/L		NC	20
Nickel	ND		ND		mg/L		NC	20
Selenium	ND		ND		mg/L		NC	20
Silver	ND		ND		mg/L		NC	20
Thallium	ND		ND		mg/L		NC	20
Vanadium	ND		ND		mg/L		NC	20
Zinc	ND		ND		mg/L		NC	20

## Method: 300.0 - Anions, Ion Chromatography

**Lab Sample ID: MB 580-328834/3**  
**Matrix: Water**  
**Analysis Batch: 328834**

**Client Sample ID: Method Blank**  
**Prep Type: Total/NA**

Analyte	MB	MB	RL	MDL	Unit	D	Prepared	Analyzed	Dil Fac
	Result	Qualifier							
Fluoride	ND		0.20		mg/L			05/20/20 23:51	1
Chloride	ND		0.90		mg/L			05/20/20 23:51	1
Sulfate	ND		1.2		mg/L			05/20/20 23:51	1

**Lab Sample ID: LCS 580-328834/4**  
**Matrix: Water**  
**Analysis Batch: 328834**

**Client Sample ID: Lab Control Sample**  
**Prep Type: Total/NA**

Analyte	Spike Added	LCS Result	LCS Qualifier	Unit	D	%Rec	%Rec. Limits
Chloride	50.0	51.5		mg/L		103	90 - 110
Sulfate	50.0	49.9		mg/L		100	90 - 110

**Lab Sample ID: LCSD 580-328834/5**  
**Matrix: Water**  
**Analysis Batch: 328834**

**Client Sample ID: Lab Control Sample Dup**  
**Prep Type: Total/NA**

Analyte	Spike Added	LCSD Result	LCSD Qualifier	Unit	D	%Rec	%Rec. Limits	RPD	Limit
Chloride	50.0	51.5		mg/L		103	90 - 110	0	15
Sulfate	50.0	50.3		mg/L		101	90 - 110	1	15

# QC Sample Results

Client: SCS Engineers  
 Project/Site: Coupeville Solid Waste Facility Groundwa

Job ID: 580-94815-1

## Method: 300.0 - Anions, Ion Chromatography (Continued)

**Lab Sample ID: 580-94815-1 MS**  
**Matrix: Water**  
**Analysis Batch: 328834**

**Client Sample ID: 0520-18**  
**Prep Type: Total/NA**

Analyte	Sample Result	Sample Qualifier	Spike Added	MS Result	MS Qualifier	Unit	D	%Rec	%Rec. Limits
Fluoride	ND		5.00	5.33		mg/L		107	90 - 110
Chloride	66	F1	50.0	109	F1	mg/L		85	90 - 110
Sulfate	39		50.0	90.0		mg/L		103	90 - 110

**Lab Sample ID: 580-94815-1 MSD**  
**Matrix: Water**  
**Analysis Batch: 328834**

**Client Sample ID: 0520-18**  
**Prep Type: Total/NA**

Analyte	Sample Result	Sample Qualifier	Spike Added	MSD Result	MSD Qualifier	Unit	D	%Rec	%Rec. Limits	RPD	RPD Limit
Fluoride	ND		5.00	5.26		mg/L		105	90 - 110	1	15
Chloride	66	F1	50.0	109	F1	mg/L		85	90 - 110	0	15
Sulfate	39		50.0	91.1		mg/L		105	90 - 110	1	15

**Lab Sample ID: MB 580-328835/3**  
**Matrix: Water**  
**Analysis Batch: 328835**

**Client Sample ID: Method Blank**  
**Prep Type: Total/NA**

Analyte	MB Result	MB Qualifier	RL	MDL	Unit	D	Prepared	Analyzed	Dil Fac
Nitrate Nitrite as N	ND		0.40		mg/L			05/20/20 23:51	1

**Lab Sample ID: LCS 580-328835/4**  
**Matrix: Water**  
**Analysis Batch: 328835**

**Client Sample ID: Lab Control Sample**  
**Prep Type: Total/NA**

Analyte	Spike Added	LCS Result	LCS Qualifier	Unit	D	%Rec	%Rec. Limits
Nitrate Nitrite as N	10.0	10.1		mg/L		101	90 - 110

**Lab Sample ID: LCSD 580-328835/5**  
**Matrix: Water**  
**Analysis Batch: 328835**

**Client Sample ID: Lab Control Sample Dup**  
**Prep Type: Total/NA**

Analyte	Spike Added	LCSD Result	LCSD Qualifier	Unit	D	%Rec	%Rec. Limits	RPD	RPD Limit
Nitrate Nitrite as N	10.0	10.0		mg/L		100	90 - 110	0	15

**Lab Sample ID: 580-94815-1 MS**  
**Matrix: Water**  
**Analysis Batch: 328835**

**Client Sample ID: 0520-18**  
**Prep Type: Total/NA**

Analyte	Sample Result	Sample Qualifier	Spike Added	MS Result	MS Qualifier	Unit	D	%Rec	%Rec. Limits
Nitrate Nitrite as N	ND		10.0	10.6		mg/L		106	90 - 110

**Lab Sample ID: 580-94815-1 MSD**  
**Matrix: Water**  
**Analysis Batch: 328835**

**Client Sample ID: 0520-18**  
**Prep Type: Total/NA**

Analyte	Sample Result	Sample Qualifier	Spike Added	MSD Result	MSD Qualifier	Unit	D	%Rec	%Rec. Limits	RPD	RPD Limit
Nitrate Nitrite as N	ND		10.0	10.6		mg/L		106	90 - 110	0	15

# QC Sample Results

Client: SCS Engineers  
 Project/Site: Coupeville Solid Waste Facility Groundwa

Job ID: 580-94815-1

## Method: 350.1 - Nitrogen, Ammonia

**Lab Sample ID: MB 580-329369/1-A**  
**Matrix: Water**  
**Analysis Batch: 329371**

**Client Sample ID: Method Blank**  
**Prep Type: Total/NA**  
**Prep Batch: 329369**

Analyte	MB Result	MB Qualifier	RL	MDL	Unit	D	Prepared	Analyzed	Dil Fac
Ammonia	ND		0.50		mg/L		05/29/20 09:30	05/29/20 09:32	1

**Lab Sample ID: LCS 580-329369/2-A**  
**Matrix: Water**  
**Analysis Batch: 329371**

**Client Sample ID: Lab Control Sample**  
**Prep Type: Total/NA**  
**Prep Batch: 329369**

Analyte	Spike Added	LCS Result	LCS Qualifier	Unit	D	%Rec	Limits
Ammonia	2.00	1.88		mg/L		94	90 - 110

**Lab Sample ID: MB 580-329397/1-A**  
**Matrix: Water**  
**Analysis Batch: 329398**

**Client Sample ID: Method Blank**  
**Prep Type: Total/NA**  
**Prep Batch: 329397**

Analyte	MB Result	MB Qualifier	RL	MDL	Unit	D	Prepared	Analyzed	Dil Fac
Ammonia	ND		0.50		mg/L		05/29/20 11:38	05/29/20 11:41	1

**Lab Sample ID: LCS 580-329397/2-A**  
**Matrix: Water**  
**Analysis Batch: 329398**

**Client Sample ID: Lab Control Sample**  
**Prep Type: Total/NA**  
**Prep Batch: 329397**

Analyte	Spike Added	LCS Result	LCS Qualifier	Unit	D	%Rec	Limits
Ammonia	2.00	1.88		mg/L		94	90 - 110

**Lab Sample ID: 580-94815-16 MS**  
**Matrix: Water**  
**Analysis Batch: 329398**

**Client Sample ID: 0520-35**  
**Prep Type: Total/NA**  
**Prep Batch: 329397**

Analyte	Sample Result	Sample Qualifier	Spike Added	MS Result	MS Qualifier	Unit	D	%Rec	Limits
Ammonia	ND	F1	2.00	1.67	F1	mg/L		83	90 - 110

**Lab Sample ID: 580-94815-16 MSD**  
**Matrix: Water**  
**Analysis Batch: 329398**

**Client Sample ID: 0520-35**  
**Prep Type: Total/NA**  
**Prep Batch: 329397**

Analyte	Sample Result	Sample Qualifier	Spike Added	MSD Result	MSD Qualifier	Unit	D	%Rec	Limits	RPD	RPD Limit
Ammonia	ND	F1	2.00	1.70	F1	mg/L		85	90 - 110	2	20

**Lab Sample ID: 580-94815-16 DU**  
**Matrix: Water**  
**Analysis Batch: 329398**

**Client Sample ID: 0520-35**  
**Prep Type: Total/NA**  
**Prep Batch: 329397**

Analyte	Sample Result	Sample Qualifier	DU Result	DU Qualifier	Unit	D	RPD	Limit
Ammonia	ND	F1	ND		mg/L		NC	20

# QC Sample Results

Client: SCS Engineers  
 Project/Site: Coupeville Solid Waste Facility Groundwa

Job ID: 580-94815-1

## Method: SM 2320B - Alkalinity

Lab Sample ID: LCS 580-328879/2  
 Matrix: Water  
 Analysis Batch: 328879

Client Sample ID: Lab Control Sample  
 Prep Type: Total/NA

Analyte	Spike Added	LCS Result	LCS Qualifier	Unit	D	%Rec	%Rec. Limits
Alkalinity	100	90.4		mg/L		90	85 - 115

Lab Sample ID: 580-94815-1 DU  
 Matrix: Water  
 Analysis Batch: 328879

Client Sample ID: 0520-18  
 Prep Type: Total/NA

Analyte	Sample Result	Sample Qualifier	DU Result	DU Qualifier	Unit	D	RPD	RPD Limit
Alkalinity	380		379		mg/L		0.1	17
Bicarbonate Alkalinity as CaCO3	380		379		mg/L		0.1	20
Carbonate Alkalinity as CaCO3	ND		ND		mg/L		NC	20
Hydroxide Alkalinity as CaCO3	ND		ND		mg/L		NC	20

Lab Sample ID: LCS 580-329205/2  
 Matrix: Water  
 Analysis Batch: 329205

Client Sample ID: Lab Control Sample  
 Prep Type: Total/NA

Analyte	Spike Added	LCS Result	LCS Qualifier	Unit	D	%Rec	%Rec. Limits
Alkalinity	100	95.9		mg/L		96	85 - 115

## Method: SM 2540C - Solids, Total Dissolved (TDS)

Lab Sample ID: MB 580-328836/1  
 Matrix: Water  
 Analysis Batch: 328836

Client Sample ID: Method Blank  
 Prep Type: Total/NA

Analyte	MB Result	MB Qualifier	RL	RL	Unit	D	Prepared	Analyzed	Dil Fac
Total Dissolved Solids	ND		10		mg/L			05/21/20 14:11	1

Lab Sample ID: LCS 580-328836/2  
 Matrix: Water  
 Analysis Batch: 328836

Client Sample ID: Lab Control Sample  
 Prep Type: Total/NA

Analyte	Spike Added	LCS Result	LCS Qualifier	Unit	D	%Rec	%Rec. Limits
Total Dissolved Solids	1000	990		mg/L		99	80 - 120

Lab Sample ID: 580-94815-1 DU  
 Matrix: Water  
 Analysis Batch: 328836

Client Sample ID: 0520-18  
 Prep Type: Total/NA

Analyte	Sample Result	Sample Qualifier	DU Result	DU Qualifier	Unit	D	RPD	RPD Limit
Total Dissolved Solids	420		433		mg/L		3	20

Lab Sample ID: 580-94815-2 DU  
 Matrix: Water  
 Analysis Batch: 328836

Client Sample ID: 0520-19  
 Prep Type: Total/NA

Analyte	Sample Result	Sample Qualifier	DU Result	DU Qualifier	Unit	D	RPD	RPD Limit
Total Dissolved Solids	730		697		mg/L		4	20

Eurofins TestAmerica, Seattle

# QC Sample Results

Client: SCS Engineers  
 Project/Site: Coupeville Solid Waste Facility Groundwa

Job ID: 580-94815-1

## Method: SM 2540C - Solids, Total Dissolved (TDS) (Continued)

**Lab Sample ID: MB 580-328852/1**  
**Matrix: Water**  
**Analysis Batch: 328852**

**Client Sample ID: Method Blank**  
**Prep Type: Total/NA**

Analyte	MB Result	MB Qualifier	RL	RL	Unit	D	Prepared	Analyzed	Dil Fac
Total Dissolved Solids	ND		10		mg/L			05/21/20 16:29	1

**Lab Sample ID: LCS 580-328852/2**  
**Matrix: Water**  
**Analysis Batch: 328852**

**Client Sample ID: Lab Control Sample**  
**Prep Type: Total/NA**

Analyte	Spike Added	LCS Result	LCS Qualifier	Unit	D	%Rec	%Rec. Limits
Total Dissolved Solids	1000	930		mg/L		93	80 - 120

**Lab Sample ID: 580-94815-15 DU**  
**Matrix: Water**  
**Analysis Batch: 328852**

**Client Sample ID: 0520-33**  
**Prep Type: Total/NA**

Analyte	Sample Result	Sample Qualifier	DU Result	DU Qualifier	Unit	D	RPD	Limit
Total Dissolved Solids	230		244		mg/L		6	20

## Method: SM 5220D - COD

**Lab Sample ID: MB 580-328803/3-A**  
**Matrix: Water**  
**Analysis Batch: 328811**

**Client Sample ID: Method Blank**  
**Prep Type: Total/NA**  
**Prep Batch: 328803**

Analyte	MB Result	MB Qualifier	RL	RL	Unit	D	Prepared	Analyzed	Dil Fac
Chemical Oxygen Demand	ND		10		mg/L		05/21/20 11:08	05/21/20 12:08	1

**Lab Sample ID: LCS 580-328803/4-A**  
**Matrix: Water**  
**Analysis Batch: 328811**

**Client Sample ID: Lab Control Sample**  
**Prep Type: Total/NA**  
**Prep Batch: 328803**

Analyte	Spike Added	LCS Result	LCS Qualifier	Unit	D	%Rec	%Rec. Limits
Chemical Oxygen Demand	75.0	70.9		mg/L		95	80 - 120

**Lab Sample ID: LCSD 580-328803/5-A**  
**Matrix: Water**  
**Analysis Batch: 328811**

**Client Sample ID: Lab Control Sample Dup**  
**Prep Type: Total/NA**  
**Prep Batch: 328803**

Analyte	Spike Added	LCSD Result	LCSD Qualifier	Unit	D	%Rec	%Rec. Limits	RPD	Limit
Chemical Oxygen Demand	75.0	71.3		mg/L		95	80 - 120	1	20

**Lab Sample ID: 580-94815-1 MS**  
**Matrix: Water**  
**Analysis Batch: 328811**

**Client Sample ID: 0520-18**  
**Prep Type: Total/NA**  
**Prep Batch: 328803**

Analyte	Sample Result	Sample Qualifier	Spike Added	MS Result	MS Qualifier	Unit	D	%Rec	%Rec. Limits
Chemical Oxygen Demand	ND		25.0	26.3		mg/L		105	75 - 125

# QC Sample Results

Client: SCS Engineers  
 Project/Site: Coupeville Solid Waste Facility Groundwa

Job ID: 580-94815-1

## Method: SM 5220D - COD (Continued)

Lab Sample ID: 580-94815-1 DU  
 Matrix: Water  
 Analysis Batch: 328811

Client Sample ID: 0520-18  
 Prep Type: Total/NA  
 Prep Batch: 328803

Analyte	Sample Result	Sample Qualifier	DU Result	DU Qualifier	Unit	D	RPD	Limit
Chemical Oxygen Demand	ND		17.1		mg/L		NC	20

## Method: SM 5310B - Organic Carbon, Total (TOC)

Lab Sample ID: MB 580-329013/34  
 Matrix: Water  
 Analysis Batch: 329013

Client Sample ID: Method Blank  
 Prep Type: Total/NA

Analyte	MB Result	MB Qualifier	RL	MDL	Unit	D	Prepared	Analyzed	Dil Fac
Total Organic Carbon	ND		1.5		mg/L			05/22/20 23:23	1

Lab Sample ID: LCS 580-329013/35  
 Matrix: Water  
 Analysis Batch: 329013

Client Sample ID: Lab Control Sample  
 Prep Type: Total/NA

Analyte	Spike Added	LCS Result	LCS Qualifier	Unit	D	%Rec	%Rec. Limits
Total Organic Carbon	10.0	8.62		mg/L		86	85 - 115

Lab Sample ID: LCSD 580-329013/36  
 Matrix: Water  
 Analysis Batch: 329013

Client Sample ID: Lab Control Sample Dup  
 Prep Type: Total/NA

Analyte	Spike Added	LCSD Result	LCSD Qualifier	Unit	D	%Rec	%Rec. Limits	RPD	Limit
Total Organic Carbon	10.0	8.76		mg/L		88	85 - 115	2	20

Lab Sample ID: 580-94815-1 MS  
 Matrix: Water  
 Analysis Batch: 329013

Client Sample ID: 0520-18  
 Prep Type: Total/NA

Analyte	Sample Result	Sample Qualifier	Spike Added	MS Result	MS Qualifier	Unit	D	%Rec	%Rec. Limits
Total Organic Carbon	35	F1	10.0	32.5	F1	mg/L		-30	85 - 115

Lab Sample ID: 580-94815-1 MSD  
 Matrix: Water  
 Analysis Batch: 329013

Client Sample ID: 0520-18  
 Prep Type: Total/NA

Analyte	Sample Result	Sample Qualifier	Spike Added	MSD Result	MSD Qualifier	Unit	D	%Rec	%Rec. Limits	RPD	Limit
Total Organic Carbon	35	F1	10.0	30.8	F1	mg/L		-47	85 - 115	5	20

Lab Sample ID: 580-94815-1 DU  
 Matrix: Water  
 Analysis Batch: 329013

Client Sample ID: 0520-18  
 Prep Type: Total/NA

Analyte	Sample Result	Sample Qualifier	DU Result	DU Qualifier	Unit	D	RPD	Limit
Total Organic Carbon	35	F1	32.6		mg/L		8	20

# QC Sample Results

Client: SCS Engineers  
 Project/Site: Coupeville Solid Waste Facility Groundwa

Job ID: 580-94815-1

## Method: SM 5310B - Organic Carbon, Total (TOC) (Continued)

**Lab Sample ID: MB 580-329513/3**  
**Matrix: Water**  
**Analysis Batch: 329513**

**Client Sample ID: Method Blank**  
**Prep Type: Total/NA**

Analyte	MB Result	MB Qualifier	RL	MDL	Unit	D	Prepared	Analyzed	Dil Fac
Total Organic Carbon	ND		1.5		mg/L			05/30/20 11:01	1

**Lab Sample ID: LCS 580-329513/4**  
**Matrix: Water**  
**Analysis Batch: 329513**

**Client Sample ID: Lab Control Sample**  
**Prep Type: Total/NA**

Analyte	Spike Added	LCS Result	LCS Qualifier	Unit	D	%Rec	%Rec. Limits
Total Organic Carbon	10.0	9.50		mg/L		95	85 - 115

**Lab Sample ID: LCSD 580-329513/5**  
**Matrix: Water**  
**Analysis Batch: 329513**

**Client Sample ID: Lab Control Sample Dup**  
**Prep Type: Total/NA**

Analyte	Spike Added	LCSD Result	LCSD Qualifier	Unit	D	%Rec	%Rec. Limits	RPD	RPD Limit
Total Organic Carbon	10.0	9.71		mg/L		97	85 - 115	2	20

**Lab Sample ID: MB 580-329671/3**  
**Matrix: Water**  
**Analysis Batch: 329671**

**Client Sample ID: Method Blank**  
**Prep Type: Total/NA**

Analyte	MB Result	MB Qualifier	RL	MDL	Unit	D	Prepared	Analyzed	Dil Fac
Total Organic Carbon	ND		1.5		mg/L			06/02/20 16:49	1

**Lab Sample ID: LCS 580-329671/4**  
**Matrix: Water**  
**Analysis Batch: 329671**

**Client Sample ID: Lab Control Sample**  
**Prep Type: Total/NA**

Analyte	Spike Added	LCS Result	LCS Qualifier	Unit	D	%Rec	%Rec. Limits
Total Organic Carbon	10.0	8.63		mg/L		86	85 - 115

**Lab Sample ID: LCSD 580-329671/5**  
**Matrix: Water**  
**Analysis Batch: 329671**

**Client Sample ID: Lab Control Sample Dup**  
**Prep Type: Total/NA**

Analyte	Spike Added	LCSD Result	LCSD Qualifier	Unit	D	%Rec	%Rec. Limits	RPD	RPD Limit
Total Organic Carbon	10.0	8.67		mg/L		87	85 - 115	1	20

# Lab Chronicle

Client: SCS Engineers  
 Project/Site: Coupeville Solid Waste Facility Groundwa

Job ID: 580-94815-1

**Client Sample ID: 0520-18**

**Date Collected: 05/19/20 10:35**

**Date Received: 05/20/20 15:15**

**Lab Sample ID: 580-94815-1**

**Matrix: Water**

Prep Type	Batch Type	Batch Method	Run	Dilution Factor	Batch Number	Prepared or Analyzed	Analyst	Lab
Total/NA	Analysis	8260C LL		1	328859	05/22/20 07:02	CJ	TAL SEA
Total/NA	Analysis	8260C LL	RA	1	329263	05/28/20 16:43	T1W	TAL SEA
Dissolved	Prep	3005A			328764	05/21/20 07:56	A1B	TAL SEA
Dissolved	Analysis	6010C		1	328882	05/21/20 14:09	TMH	TAL SEA
Total Recoverable	Prep	3005A			328765	05/21/20 08:15	A1B	TAL SEA
Total Recoverable	Analysis	6020A		1	329008	05/22/20 11:42	FCW	TAL SEA
Total/NA	Analysis	300.0		1	328834	05/21/20 00:26	AAC	TAL SEA
Total/NA	Analysis	300.0		1	328835	05/21/20 00:26	AAC	TAL SEA
Total/NA	Prep	Distill/Ammonia			329369	05/29/20 09:30	AAC	TAL SEA
Total/NA	Analysis	350.1		1	329371	05/29/20 09:32	AAC	TAL SEA
Total/NA	Analysis	SM 2320B		1	328879	05/22/20 08:52	AAC	TAL SEA
Total/NA	Analysis	SM 2540C		1	328836	05/21/20 14:11	MLT	TAL SEA
Total/NA	Prep	SM 5220			328803	05/21/20 11:08	MLT	TAL SEA
Total/NA	Analysis	SM 5220D		1	328811	05/21/20 12:08	MLT	TAL SEA
Total/NA	Analysis	SM 5310B		1	329013	05/23/20 00:10	R1K	TAL SEA

**Client Sample ID: 0520-19**

**Date Collected: 05/19/20 10:01**

**Date Received: 05/20/20 15:15**

**Lab Sample ID: 580-94815-2**

**Matrix: Water**

Prep Type	Batch Type	Batch Method	Run	Dilution Factor	Batch Number	Prepared or Analyzed	Analyst	Lab
Total/NA	Analysis	8260C LL		1	328859	05/22/20 06:35	CJ	TAL SEA
Total/NA	Analysis	8260C LL	RA	1	329263	05/28/20 17:10	T1W	TAL SEA
Dissolved	Prep	3005A			328764	05/21/20 07:56	A1B	TAL SEA
Dissolved	Analysis	6010C		1	328882	05/21/20 14:34	TMH	TAL SEA
Total Recoverable	Prep	3005A			328765	05/21/20 08:15	A1B	TAL SEA
Total Recoverable	Analysis	6020A		1	329008	05/22/20 12:17	FCW	TAL SEA
Total/NA	Analysis	300.0		1	328834	05/21/20 01:01	AAC	TAL SEA
Total/NA	Analysis	300.0		1	328835	05/21/20 01:01	AAC	TAL SEA
Total/NA	Prep	Distill/Ammonia			329369	05/29/20 09:30	AAC	TAL SEA
Total/NA	Analysis	350.1		1	329371	05/29/20 09:32	AAC	TAL SEA
Total/NA	Analysis	SM 2320B		1	328879	05/22/20 08:52	AAC	TAL SEA
Total/NA	Analysis	SM 2540C		1	328836	05/21/20 14:11	MLT	TAL SEA
Total/NA	Prep	SM 5220			328803	05/21/20 11:08	MLT	TAL SEA
Total/NA	Analysis	SM 5220D		1	328811	05/21/20 12:08	MLT	TAL SEA
Total/NA	Analysis	SM 5310B		1	329013	05/23/20 01:14	R1K	TAL SEA

**Client Sample ID: 0520-20**

**Date Collected: 05/19/20 11:45**

**Date Received: 05/20/20 15:15**

**Lab Sample ID: 580-94815-3**

**Matrix: Water**

Prep Type	Batch Type	Batch Method	Run	Dilution Factor	Batch Number	Prepared or Analyzed	Analyst	Lab
Total/NA	Analysis	8260C LL	RA	1	329263	05/28/20 17:36	T1W	TAL SEA

Eurofins TestAmerica, Seattle

# Lab Chronicle

Client: SCS Engineers  
 Project/Site: Coupeville Solid Waste Facility Groundwa

Job ID: 580-94815-1

**Client Sample ID: 0520-20**

**Date Collected: 05/19/20 11:45**

**Date Received: 05/20/20 15:15**

**Lab Sample ID: 580-94815-3**

**Matrix: Water**

Prep Type	Batch Type	Batch Method	Run	Dilution Factor	Batch Number	Prepared or Analyzed	Analyst	Lab
Total/NA	Analysis	8260C LL		1	329022	05/24/20 23:36	JSM	TAL SEA
Total/NA	Analysis	8260C LL	RA	1	329532	06/01/20 17:03	K1G	TAL SEA
Dissolved	Prep	3005A			328764	05/21/20 07:56	A1B	TAL SEA
Dissolved	Analysis	6010C		1	328882	05/21/20 14:38	TMH	TAL SEA
Total Recoverable	Prep	3005A			328765	05/21/20 08:15	A1B	TAL SEA
Total Recoverable	Analysis	6020A		1	329008	05/22/20 12:20	FCW	TAL SEA
Total/NA	Analysis	300.0		1	328834	05/21/20 01:12	AAC	TAL SEA
Total/NA	Analysis	300.0		1	328835	05/21/20 01:12	AAC	TAL SEA
Total/NA	Analysis	300.0		10	328834	05/21/20 10:07	AAC	TAL SEA
Total/NA	Prep	Distill/Ammonia			329369	05/29/20 09:30	AAC	TAL SEA
Total/NA	Analysis	350.1		1	329371	05/29/20 09:32	AAC	TAL SEA
Total/NA	Analysis	SM 2320B		1	328879	05/22/20 08:52	AAC	TAL SEA
Total/NA	Analysis	SM 2540C		1	328836	05/21/20 14:11	MLT	TAL SEA
Total/NA	Prep	SM 5220			328803	05/21/20 11:08	MLT	TAL SEA
Total/NA	Analysis	SM 5220D		1	328811	05/21/20 12:08	MLT	TAL SEA
Total/NA	Analysis	SM 5310B		5	329513	05/30/20 11:01	R1K	TAL SEA

**Client Sample ID: 0520-21**

**Date Collected: 05/19/20 10:54**

**Date Received: 05/20/20 15:15**

**Lab Sample ID: 580-94815-4**

**Matrix: Water**

Prep Type	Batch Type	Batch Method	Run	Dilution Factor	Batch Number	Prepared or Analyzed	Analyst	Lab
Total/NA	Analysis	8260C LL	RA	1	329263	05/28/20 18:29	T1W	TAL SEA
Total/NA	Analysis	8260C LL		1	329022	05/24/20 23:10	JSM	TAL SEA
Total/NA	Analysis	8260C LL	RA	1	329532	06/01/20 17:29	K1G	TAL SEA
Dissolved	Prep	3005A			328764	05/21/20 07:56	A1B	TAL SEA
Dissolved	Analysis	6010C		1	328882	05/21/20 14:41	TMH	TAL SEA
Total Recoverable	Prep	3005A			328765	05/21/20 08:15	A1B	TAL SEA
Total Recoverable	Analysis	6020A		1	329008	05/22/20 12:23	FCW	TAL SEA
Total/NA	Analysis	300.0		1	328834	05/21/20 01:24	AAC	TAL SEA
Total/NA	Analysis	300.0		1	328835	05/21/20 01:24	AAC	TAL SEA
Total/NA	Prep	Distill/Ammonia			329369	05/29/20 09:30	AAC	TAL SEA
Total/NA	Analysis	350.1		1	329371	05/29/20 09:32	AAC	TAL SEA
Total/NA	Analysis	SM 2320B		1	328879	05/22/20 08:52	AAC	TAL SEA
Total/NA	Analysis	SM 2540C		1	328836	05/21/20 14:11	MLT	TAL SEA
Total/NA	Prep	SM 5220			328803	05/21/20 11:08	MLT	TAL SEA
Total/NA	Analysis	SM 5220D		1	328811	05/21/20 12:08	MLT	TAL SEA
Total/NA	Analysis	SM 5310B		1	329013	05/23/20 01:46	R1K	TAL SEA

# Lab Chronicle

Client: SCS Engineers  
 Project/Site: Coupeville Solid Waste Facility Groundwa

Job ID: 580-94815-1

**Client Sample ID: 0520-22**

**Lab Sample ID: 580-94815-5**

**Date Collected: 05/19/20 13:17**

**Matrix: Water**

**Date Received: 05/20/20 15:15**

Prep Type	Batch Type	Batch Method	Run	Dilution Factor	Batch Number	Prepared or Analyzed	Analyst	Lab
Total/NA	Analysis	8260C LL	RA	1	329263	05/28/20 18:03	T1W	TAL SEA
Total/NA	Analysis	8260C LL		1	329022	05/24/20 22:43	JSM	TAL SEA
Total/NA	Analysis	8260C LL	RA	1	329532	06/01/20 17:56	K1G	TAL SEA
Dissolved	Prep	3005A			328764	05/21/20 07:56	A1B	TAL SEA
Dissolved	Analysis	6010C		1	328882	05/21/20 14:44	TMH	TAL SEA
Total Recoverable	Prep	3005A			328765	05/21/20 08:15	A1B	TAL SEA
Total Recoverable	Analysis	6020A		1	329008	05/22/20 12:26	FCW	TAL SEA
Total/NA	Analysis	300.0		1	328834	05/21/20 01:36	AAC	TAL SEA
Total/NA	Analysis	300.0		1	328835	05/21/20 01:36	AAC	TAL SEA
Total/NA	Prep	Distill/Ammonia			329369	05/29/20 09:30	AAC	TAL SEA
Total/NA	Analysis	350.1		1	329371	05/29/20 09:32	AAC	TAL SEA
Total/NA	Analysis	SM 2320B		1	328879	05/22/20 08:52	AAC	TAL SEA
Total/NA	Analysis	SM 2540C		1	328836	05/21/20 14:11	MLT	TAL SEA
Total/NA	Prep	SM 5220			328803	05/21/20 11:08	MLT	TAL SEA
Total/NA	Analysis	SM 5220D		1	328811	05/21/20 12:08	MLT	TAL SEA
Total/NA	Analysis	SM 5310B		1	329013	05/23/20 02:34	R1K	TAL SEA

**Client Sample ID: 0520-23**

**Lab Sample ID: 580-94815-6**

**Date Collected: 05/19/20 11:26**

**Matrix: Water**

**Date Received: 05/20/20 15:15**

Prep Type	Batch Type	Batch Method	Run	Dilution Factor	Batch Number	Prepared or Analyzed	Analyst	Lab
Total/NA	Analysis	8260C LL		1	328859	05/22/20 13:16	CJ	TAL SEA
Total/NA	Analysis	8260C LL	RA	1	329346	05/29/20 23:49	T1W	TAL SEA
Dissolved	Prep	3005A			328764	05/21/20 07:56	A1B	TAL SEA
Dissolved	Analysis	6010C		1	328882	05/21/20 14:47	TMH	TAL SEA
Total Recoverable	Prep	3005A			328765	05/21/20 08:15	A1B	TAL SEA
Total Recoverable	Analysis	6020A		1	329008	05/22/20 12:29	FCW	TAL SEA
Total/NA	Analysis	300.0		1	328834	05/21/20 02:11	AAC	TAL SEA
Total/NA	Analysis	300.0		1	328835	05/21/20 02:11	AAC	TAL SEA
Total/NA	Prep	Distill/Ammonia			329397	05/29/20 11:38	AAC	TAL SEA
Total/NA	Analysis	350.1		1	329398	05/29/20 11:41	AAC	TAL SEA
Total/NA	Analysis	SM 2320B		1	328879	05/22/20 08:52	AAC	TAL SEA
Total/NA	Analysis	SM 2540C		1	328836	05/21/20 14:11	MLT	TAL SEA
Total/NA	Prep	SM 5220			328803	05/21/20 11:08	MLT	TAL SEA
Total/NA	Analysis	SM 5220D		1	328811	05/21/20 12:08	MLT	TAL SEA
Total/NA	Analysis	SM 5310B		1	329013	05/23/20 02:50	R1K	TAL SEA

# Lab Chronicle

Client: SCS Engineers  
 Project/Site: Coupeville Solid Waste Facility Groundwa

Job ID: 580-94815-1

**Client Sample ID: 0520-24**

**Date Collected: 05/19/20 14:05**

**Date Received: 05/20/20 15:15**

**Lab Sample ID: 580-94815-7**

**Matrix: Water**

Prep Type	Batch Type	Batch Method	Run	Dilution Factor	Batch Number	Prepared or Analyzed	Analyst	Lab
Total/NA	Analysis	8260C LL		1	328859	05/22/20 12:49	CJ	TAL SEA
Total/NA	Analysis	8260C LL	RA	1	329346	05/29/20 17:10	T1W	TAL SEA
Dissolved	Prep	3005A			328764	05/21/20 07:56	A1B	TAL SEA
Dissolved	Analysis	6010C		1	328882	05/21/20 14:51	TMH	TAL SEA
Total Recoverable	Prep	3005A			328765	05/21/20 08:15	A1B	TAL SEA
Total Recoverable	Analysis	6020A		1	329008	05/22/20 12:32	FCW	TAL SEA
Total/NA	Analysis	300.0		1	328834	05/21/20 02:23	AAC	TAL SEA
Total/NA	Analysis	300.0		1	328835	05/21/20 02:23	AAC	TAL SEA
Total/NA	Prep	Distill/Ammonia			329397	05/29/20 11:38	AAC	TAL SEA
Total/NA	Analysis	350.1		1	329398	05/29/20 11:41	AAC	TAL SEA
Total/NA	Analysis	SM 2320B		1	328879	05/22/20 08:58	AAC	TAL SEA
Total/NA	Analysis	SM 2540C		1	328836	05/21/20 14:11	MLT	TAL SEA
Total/NA	Prep	SM 5220			328803	05/21/20 11:08	MLT	TAL SEA
Total/NA	Analysis	SM 5220D		1	328811	05/21/20 12:08	MLT	TAL SEA
Total/NA	Analysis	SM 5310B		1	329013	05/23/20 03:05	R1K	TAL SEA

**Client Sample ID: 0520-25**

**Date Collected: 05/19/20 12:10**

**Date Received: 05/20/20 15:15**

**Lab Sample ID: 580-94815-8**

**Matrix: Water**

Prep Type	Batch Type	Batch Method	Run	Dilution Factor	Batch Number	Prepared or Analyzed	Analyst	Lab
Total/NA	Analysis	8260C LL		1	328859	05/22/20 12:23	CJ	TAL SEA
Total/NA	Analysis	8260C LL	RA	1	329346	05/29/20 17:37	T1W	TAL SEA
Dissolved	Prep	3005A			328764	05/21/20 07:56	A1B	TAL SEA
Dissolved	Analysis	6010C		1	328882	05/21/20 14:54	TMH	TAL SEA
Total Recoverable	Prep	3005A			328765	05/21/20 08:15	A1B	TAL SEA
Total Recoverable	Analysis	6020A		1	329008	05/22/20 12:35	FCW	TAL SEA
Total/NA	Analysis	300.0		1	328834	05/21/20 02:34	AAC	TAL SEA
Total/NA	Analysis	300.0		5	328835	05/21/20 10:42	AAC	TAL SEA
Total/NA	Prep	Distill/Ammonia			329397	05/29/20 11:38	AAC	TAL SEA
Total/NA	Analysis	350.1		1	329398	05/29/20 11:41	AAC	TAL SEA
Total/NA	Analysis	SM 2320B		1	328879	05/22/20 08:58	AAC	TAL SEA
Total/NA	Analysis	SM 2540C		1	328836	05/21/20 14:11	MLT	TAL SEA
Total/NA	Prep	SM 5220			328803	05/21/20 11:08	MLT	TAL SEA
Total/NA	Analysis	SM 5220D		1	328811	05/21/20 12:08	MLT	TAL SEA
Total/NA	Analysis	SM 5310B		1	329013	05/23/20 03:21	R1K	TAL SEA

**Client Sample ID: 0520-26**

**Date Collected: 05/19/20 14:55**

**Date Received: 05/20/20 15:15**

**Lab Sample ID: 580-94815-9**

**Matrix: Water**

Prep Type	Batch Type	Batch Method	Run	Dilution Factor	Batch Number	Prepared or Analyzed	Analyst	Lab
Total/NA	Analysis	8260C LL		1	328859	05/22/20 11:56	CJ	TAL SEA

Eurofins TestAmerica, Seattle

# Lab Chronicle

Client: SCS Engineers  
 Project/Site: Coupeville Solid Waste Facility Groundwa

Job ID: 580-94815-1

**Client Sample ID: 0520-26**

**Lab Sample ID: 580-94815-9**

**Date Collected: 05/19/20 14:55**

**Matrix: Water**

**Date Received: 05/20/20 15:15**

Prep Type	Batch Type	Batch Method	Run	Dilution Factor	Batch Number	Prepared or Analyzed	Analyst	Lab
Total/NA	Analysis	8260C LL	RA	1	329346	05/29/20 18:03	T1W	TAL SEA
Dissolved	Prep	3005A			328764	05/21/20 07:56	A1B	TAL SEA
Dissolved	Analysis	6010C		1	328882	05/21/20 14:57	TMH	TAL SEA
Total Recoverable	Prep	3005A			328765	05/21/20 08:15	A1B	TAL SEA
Total Recoverable	Analysis	6020A		1	329008	05/22/20 12:39	FCW	TAL SEA
Total/NA	Analysis	300.0		1	328834	05/21/20 02:46	AAC	TAL SEA
Total/NA	Analysis	300.0		1	328835	05/21/20 02:46	AAC	TAL SEA
Total/NA	Prep	Distill/Ammonia			329397	05/29/20 11:38	AAC	TAL SEA
Total/NA	Analysis	350.1		1	329398	05/29/20 11:41	AAC	TAL SEA
Total/NA	Analysis	SM 2320B		1	329205	05/27/20 15:37	AAC	TAL SEA
Total/NA	Analysis	SM 2540C		1	328836	05/21/20 14:11	MLT	TAL SEA
Total/NA	Prep	SM 5220			328803	05/21/20 11:08	MLT	TAL SEA
Total/NA	Analysis	SM 5220D		1	328811	05/21/20 12:08	MLT	TAL SEA
Total/NA	Analysis	SM 5310B		1	329013	05/23/20 03:37	R1K	TAL SEA

**Client Sample ID: 0520-27**

**Lab Sample ID: 580-94815-10**

**Date Collected: 05/19/20 13:03**

**Matrix: Water**

**Date Received: 05/20/20 15:15**

Prep Type	Batch Type	Batch Method	Run	Dilution Factor	Batch Number	Prepared or Analyzed	Analyst	Lab
Total/NA	Analysis	8260C LL		1	328859	05/22/20 11:29	CJ	TAL SEA
Total/NA	Analysis	8260C LL	RA	1	329346	05/29/20 18:30	T1W	TAL SEA
Dissolved	Prep	3005A			328764	05/21/20 07:56	A1B	TAL SEA
Dissolved	Analysis	6010C		1	328882	05/21/20 15:01	TMH	TAL SEA
Total Recoverable	Prep	3005A			328765	05/21/20 08:15	A1B	TAL SEA
Total Recoverable	Analysis	6020A		1	329008	05/22/20 12:42	FCW	TAL SEA
Total/NA	Analysis	300.0		1	328834	05/21/20 02:58	AAC	TAL SEA
Total/NA	Analysis	300.0		1	328835	05/21/20 02:58	AAC	TAL SEA
Total/NA	Analysis	300.0		2	328834	05/21/20 10:19	AAC	TAL SEA
Total/NA	Prep	Distill/Ammonia			329397	05/29/20 11:38	AAC	TAL SEA
Total/NA	Analysis	350.1		1	329398	05/29/20 11:41	AAC	TAL SEA
Total/NA	Analysis	SM 2320B		1	329205	05/27/20 15:37	AAC	TAL SEA
Total/NA	Analysis	SM 2540C		1	328836	05/21/20 14:11	MLT	TAL SEA
Total/NA	Prep	SM 5220			328803	05/21/20 11:08	MLT	TAL SEA
Total/NA	Analysis	SM 5220D		1	328811	05/21/20 12:08	MLT	TAL SEA
Total/NA	Analysis	SM 5310B		5	329671	06/02/20 16:49	R1K	TAL SEA

**Client Sample ID: 0520-28**

**Lab Sample ID: 580-94815-11**

**Date Collected: 05/19/20 15:55**

**Matrix: Water**

**Date Received: 05/20/20 15:15**

Prep Type	Batch Type	Batch Method	Run	Dilution Factor	Batch Number	Prepared or Analyzed	Analyst	Lab
Total/NA	Analysis	8260C LL		1	328859	05/22/20 11:03	CJ	TAL SEA

Eurofins TestAmerica, Seattle

# Lab Chronicle

Client: SCS Engineers  
 Project/Site: Coupeville Solid Waste Facility Groundwa

Job ID: 580-94815-1

**Client Sample ID: 0520-28**

**Date Collected: 05/19/20 15:55**

**Date Received: 05/20/20 15:15**

**Lab Sample ID: 580-94815-11**

**Matrix: Water**

Prep Type	Batch Type	Batch Method	Run	Dilution Factor	Batch Number	Prepared or Analyzed	Analyst	Lab
Total/NA	Analysis	8260C LL	RA	1	329346	05/29/20 18:56	T1W	TAL SEA
Dissolved	Prep	3005A			328764	05/21/20 07:56	A1B	TAL SEA
Dissolved	Analysis	6010C		1	328882	05/21/20 15:10	TMH	TAL SEA
Total Recoverable	Prep	3005A			328765	05/21/20 08:15	A1B	TAL SEA
Total Recoverable	Analysis	6020A		1	329008	05/22/20 13:07	FCW	TAL SEA
Total/NA	Analysis	300.0		1	328834	05/21/20 03:09	AAC	TAL SEA
Total/NA	Analysis	300.0		2	328835	05/21/20 10:30	AAC	TAL SEA
Total/NA	Prep	Distill/Ammonia			329397	05/29/20 11:38	AAC	TAL SEA
Total/NA	Analysis	350.1		1	329398	05/29/20 11:41	AAC	TAL SEA
Total/NA	Analysis	SM 2320B		1	329205	05/27/20 15:37	AAC	TAL SEA
Total/NA	Analysis	SM 2540C		1	328836	05/21/20 14:11	MLT	TAL SEA
Total/NA	Prep	SM 5220			328803	05/21/20 11:08	MLT	TAL SEA
Total/NA	Analysis	SM 5220D		1	328811	05/21/20 12:08	MLT	TAL SEA
Total/NA	Analysis	SM 5310B		1	329013	05/23/20 04:11	R1K	TAL SEA

**Client Sample ID: 0520-29**

**Date Collected: 05/19/20 14:02**

**Date Received: 05/20/20 15:15**

**Lab Sample ID: 580-94815-12**

**Matrix: Water**

Prep Type	Batch Type	Batch Method	Run	Dilution Factor	Batch Number	Prepared or Analyzed	Analyst	Lab
Total/NA	Analysis	8260C LL		1	328859	05/22/20 10:36	CJ	TAL SEA
Total/NA	Analysis	8260C LL	RA	1	329346	05/29/20 19:23	T1W	TAL SEA
Dissolved	Prep	3005A			328764	05/21/20 07:56	A1B	TAL SEA
Dissolved	Analysis	6010C		1	328882	05/21/20 15:14	TMH	TAL SEA
Total Recoverable	Prep	3005A			328765	05/21/20 08:15	A1B	TAL SEA
Total Recoverable	Analysis	6020A		1	329008	05/22/20 13:10	FCW	TAL SEA
Total/NA	Analysis	300.0		1	328834	05/21/20 03:21	AAC	TAL SEA
Total/NA	Analysis	300.0		1	328835	05/21/20 03:21	AAC	TAL SEA
Total/NA	Prep	Distill/Ammonia			329397	05/29/20 11:38	AAC	TAL SEA
Total/NA	Analysis	350.1		1	329398	05/29/20 11:41	AAC	TAL SEA
Total/NA	Analysis	SM 2320B		1	329205	05/27/20 15:37	AAC	TAL SEA
Total/NA	Analysis	SM 2540C		1	328836	05/21/20 14:11	MLT	TAL SEA
Total/NA	Prep	SM 5220			328803	05/21/20 11:08	MLT	TAL SEA
Total/NA	Analysis	SM 5220D		1	328811	05/21/20 12:08	MLT	TAL SEA
Total/NA	Analysis	SM 5310B		1	329013	05/23/20 04:26	R1K	TAL SEA

**Client Sample ID: 0520-30**

**Date Collected: 05/19/20 16:47**

**Date Received: 05/20/20 15:15**

**Lab Sample ID: 580-94815-13**

**Matrix: Water**

Prep Type	Batch Type	Batch Method	Run	Dilution Factor	Batch Number	Prepared or Analyzed	Analyst	Lab
Total/NA	Analysis	8260C LL	RA	1	329346	05/29/20 19:50	T1W	TAL SEA
Total/NA	Analysis	8260C LL		1	328926	05/22/20 19:17	TL1	TAL SEA

Eurofins TestAmerica, Seattle

# Lab Chronicle

Client: SCS Engineers  
Project/Site: Coupeville Solid Waste Facility Groundwa

Job ID: 580-94815-1

**Client Sample ID: 0520-30**

**Lab Sample ID: 580-94815-13**

**Date Collected: 05/19/20 16:47**

**Matrix: Water**

**Date Received: 05/20/20 15:15**

Prep Type	Batch Type	Batch Method	Run	Dilution Factor	Batch Number	Prepared or Analyzed	Analyst	Lab
Dissolved	Prep	3005A			328764	05/21/20 07:56	A1B	TAL SEA
Dissolved	Analysis	6010C		1	328882	05/21/20 15:17	TMH	TAL SEA
Total Recoverable	Prep	3005A			328765	05/21/20 08:15	A1B	TAL SEA
Total Recoverable	Analysis	6020A		1	329008	05/22/20 13:13	FCW	TAL SEA
Total/NA	Analysis	300.0		1	328834	05/21/20 08:27	AAC	TAL SEA
Total/NA	Analysis	300.0		1	328835	05/21/20 08:27	AAC	TAL SEA
Total/NA	Prep	Distill/Ammonia			329397	05/29/20 11:38	AAC	TAL SEA
Total/NA	Analysis	350.1		1	329398	05/29/20 11:41	AAC	TAL SEA
Total/NA	Analysis	SM 2320B		1	329205	05/27/20 15:37	AAC	TAL SEA
Total/NA	Analysis	SM 2540C		1	328836	05/21/20 14:11	MLT	TAL SEA
Total/NA	Prep	SM 5220			328803	05/21/20 11:08	MLT	TAL SEA
Total/NA	Analysis	SM 5220D		1	328811	05/21/20 12:08	MLT	TAL SEA
Total/NA	Analysis	SM 5310B		5	329513	05/30/20 11:01	R1K	TAL SEA

**Client Sample ID: 0520-31**

**Lab Sample ID: 580-94815-14**

**Date Collected: 05/19/20 14:39**

**Matrix: Water**

**Date Received: 05/20/20 15:15**

Prep Type	Batch Type	Batch Method	Run	Dilution Factor	Batch Number	Prepared or Analyzed	Analyst	Lab
Total/NA	Analysis	8260C LL	RA	1	329346	05/29/20 20:16	T1W	TAL SEA
Total/NA	Analysis	8260C LL		1	328926	05/22/20 19:44	TL1	TAL SEA
Total/NA	Analysis	8260C LL	RA	1	329532	06/01/20 18:22	K1G	TAL SEA
Dissolved	Prep	3005A			328764	05/21/20 07:56	A1B	TAL SEA
Dissolved	Analysis	6010C		1	328882	05/21/20 15:20	TMH	TAL SEA
Total Recoverable	Prep	3005A			328765	05/21/20 08:15	A1B	TAL SEA
Total Recoverable	Analysis	6020A		1	329008	05/22/20 13:16	FCW	TAL SEA
Total/NA	Analysis	300.0		1	328834	05/21/20 08:38	AAC	TAL SEA
Total/NA	Analysis	300.0		1	328835	05/21/20 08:38	AAC	TAL SEA
Total/NA	Prep	Distill/Ammonia			329397	05/29/20 11:38	AAC	TAL SEA
Total/NA	Analysis	350.1		1	329398	05/29/20 11:41	AAC	TAL SEA
Total/NA	Analysis	SM 2320B		1	329205	05/27/20 16:00	AAC	TAL SEA
Total/NA	Analysis	SM 2540C		1	328836	05/21/20 14:11	MLT	TAL SEA
Total/NA	Prep	SM 5220			328803	05/21/20 11:08	MLT	TAL SEA
Total/NA	Analysis	SM 5220D		1	328811	05/21/20 12:08	MLT	TAL SEA
Total/NA	Analysis	SM 5310B		1	329013	05/23/20 04:59	R1K	TAL SEA

**Client Sample ID: 0520-33**

**Lab Sample ID: 580-94815-15**

**Date Collected: 05/19/20 15:17**

**Matrix: Water**

**Date Received: 05/20/20 15:15**

Prep Type	Batch Type	Batch Method	Run	Dilution Factor	Batch Number	Prepared or Analyzed	Analyst	Lab
Total/NA	Analysis	8260C LL	RA	1	329346	05/29/20 20:43	T1W	TAL SEA
Total/NA	Analysis	8260C LL		1	328926	05/22/20 20:10	TL1	TAL SEA

Eurofins TestAmerica, Seattle

# Lab Chronicle

Client: SCS Engineers  
 Project/Site: Coupeville Solid Waste Facility Groundwa

Job ID: 580-94815-1

**Client Sample ID: 0520-33**

**Lab Sample ID: 580-94815-15**

**Date Collected: 05/19/20 15:17**

**Matrix: Water**

**Date Received: 05/20/20 15:15**

Prep Type	Batch Type	Batch Method	Run	Dilution Factor	Batch Number	Prepared or Analyzed	Analyst	Lab
Total/NA	Analysis	8260C LL	RA	1	329532	06/01/20 18:49	K1G	TAL SEA
Dissolved	Prep	3005A			328764	05/21/20 07:56	A1B	TAL SEA
Dissolved	Analysis	6010C		1	328882	05/21/20 15:24	TMH	TAL SEA
Total Recoverable	Prep	3005A			328765	05/21/20 08:15	A1B	TAL SEA
Total Recoverable	Analysis	6020A		1	329008	05/22/20 13:19	FCW	TAL SEA
Total/NA	Analysis	300.0		1	328834	05/21/20 08:50	AAC	TAL SEA
Total/NA	Analysis	300.0		1	328835	05/21/20 08:50	AAC	TAL SEA
Total/NA	Prep	Distill/Ammonia			329397	05/29/20 11:38	AAC	TAL SEA
Total/NA	Analysis	350.1		1	329398	05/29/20 11:41	AAC	TAL SEA
Total/NA	Analysis	SM 2320B		1	329205	05/27/20 16:00	AAC	TAL SEA
Total/NA	Analysis	SM 2540C		1	328852	05/21/20 16:30	MLT	TAL SEA
Total/NA	Prep	SM 5220			328803	05/21/20 11:08	MLT	TAL SEA
Total/NA	Analysis	SM 5220D		1	328811	05/21/20 12:08	MLT	TAL SEA
Total/NA	Analysis	SM 5310B		1	329013	05/23/20 05:46	R1K	TAL SEA

**Client Sample ID: 0520-35**

**Lab Sample ID: 580-94815-16**

**Date Collected: 05/19/20 16:16**

**Matrix: Water**

**Date Received: 05/20/20 15:15**

Prep Type	Batch Type	Batch Method	Run	Dilution Factor	Batch Number	Prepared or Analyzed	Analyst	Lab
Total/NA	Analysis	8260C LL	RA	1	329346	05/29/20 21:09	T1W	TAL SEA
Total/NA	Analysis	8260C LL		1	328926	05/22/20 20:37	TL1	TAL SEA
Dissolved	Prep	3005A			328764	05/21/20 07:56	A1B	TAL SEA
Dissolved	Analysis	6010C		1	328882	05/21/20 15:27	TMH	TAL SEA
Total Recoverable	Prep	3005A			328765	05/21/20 08:15	A1B	TAL SEA
Total Recoverable	Analysis	6020A		1	329008	05/22/20 13:22	FCW	TAL SEA
Total/NA	Analysis	300.0		1	328834	05/21/20 09:25	AAC	TAL SEA
Total/NA	Analysis	300.0		1	328835	05/21/20 09:25	AAC	TAL SEA
Total/NA	Prep	Distill/Ammonia			329397	05/29/20 11:38	AAC	TAL SEA
Total/NA	Analysis	350.1		1	329398	05/29/20 11:41	AAC	TAL SEA
Total/NA	Analysis	SM 2320B		1	329205	05/27/20 16:00	AAC	TAL SEA
Total/NA	Analysis	SM 2540C		1	328852	05/21/20 16:30	MLT	TAL SEA
Total/NA	Prep	SM 5220			328803	05/21/20 11:08	MLT	TAL SEA
Total/NA	Analysis	SM 5220D		1	328811	05/21/20 12:08	MLT	TAL SEA
Total/NA	Analysis	SM 5310B		1	329013	05/23/20 06:03	R1K	TAL SEA

**Laboratory References:**

TAL SEA = Eurofins TestAmerica, Seattle, 5755 8th Street East, Tacoma, WA 98424, TEL (253)922-2310

# Accreditation/Certification Summary

Client: SCS Engineers  
 Project/Site: Coupeville Solid Waste Facility Groundwa

Job ID: 580-94815-1

## Laboratory: Eurofins TestAmerica, Seattle

Unless otherwise noted, all analytes for this laboratory were covered under each accreditation/certification below.

Authority	Program	Identification Number	Expiration Date
Washington	State	C553	02-18-21

The following analytes are included in this report, but the laboratory is not certified by the governing authority. This list may include analytes for which the agency does not offer certification.

Analysis Method	Prep Method	Matrix	Analyte
300.0		Water	Chloride
300.0		Water	Fluoride
300.0		Water	Nitrate Nitrite as N
300.0		Water	Sulfate
6010C	3005A	Water	Calcium
6010C	3005A	Water	Iron
6010C	3005A	Water	Magnesium
6010C	3005A	Water	Manganese
6010C	3005A	Water	Potassium
6010C	3005A	Water	Sodium
6020A	3005A	Water	Antimony
6020A	3005A	Water	Arsenic
6020A	3005A	Water	Barium
6020A	3005A	Water	Beryllium
6020A	3005A	Water	Cadmium
6020A	3005A	Water	Chromium
6020A	3005A	Water	Cobalt
6020A	3005A	Water	Copper
6020A	3005A	Water	Lead
6020A	3005A	Water	Nickel
6020A	3005A	Water	Selenium
6020A	3005A	Water	Silver
6020A	3005A	Water	Thallium
6020A	3005A	Water	Vanadium
6020A	3005A	Water	Zinc
8260C LL		Water	1,1,1,2-Tetrachloroethane
8260C LL		Water	1,1,1-Trichloroethane
8260C LL		Water	1,1,2,2-Tetrachloroethane
8260C LL		Water	1,1,2-Trichloroethane
8260C LL		Water	1,1-Dichloroethane
8260C LL		Water	1,1-Dichloroethene
8260C LL		Water	1,2,3-Trichloropropane
8260C LL		Water	1,2-Dibromo-3-Chloropropane
8260C LL		Water	1,2-Dibromoethane
8260C LL		Water	1,2-Dichlorobenzene
8260C LL		Water	1,2-Dichloroethane
8260C LL		Water	1,2-Dichloropropane
8260C LL		Water	1,4-Dichlorobenzene
8260C LL		Water	2-Butanone
8260C LL		Water	2-Hexanone
8260C LL		Water	4-Methyl-2-pentanone
8260C LL		Water	Acetone
8260C LL		Water	Acrylonitrile
8260C LL		Water	Benzene
8260C LL		Water	Bromochloromethane

# Accreditation/Certification Summary

Client: SCS Engineers  
 Project/Site: Coupeville Solid Waste Facility Groundwa

Job ID: 580-94815-1

## Laboratory: Eurofins TestAmerica, Seattle (Continued)

Unless otherwise noted, all analytes for this laboratory were covered under each accreditation/certification below.

Authority	Program	Identification Number	Expiration Date
Washington	State	C553	02-18-21
8260C LL	Water	Bromodichloromethane	
8260C LL	Water	Bromoform	
8260C LL	Water	Bromomethane	
8260C LL	Water	Carbon disulfide	
8260C LL	Water	Carbon tetrachloride	
8260C LL	Water	Chlorobenzene	
8260C LL	Water	Chloroethane	
8260C LL	Water	Chloroform	
8260C LL	Water	Chloromethane	
8260C LL	Water	cis-1,2-Dichloroethene	
8260C LL	Water	cis-1,3-Dichloropropene	
8260C LL	Water	Dibromochloromethane	
8260C LL	Water	Dibromomethane	
8260C LL	Water	Ethylbenzene	
8260C LL	Water	m,p-Xylene	
8260C LL	Water	Methyl iodide	
8260C LL	Water	Methylene Chloride	
8260C LL	Water	o-Xylene	
8260C LL	Water	Styrene	
8260C LL	Water	Tetrachloroethene	
8260C LL	Water	Toluene	
8260C LL	Water	trans-1,2-Dichloroethene	
8260C LL	Water	trans-1,3-Dichloropropene	
8260C LL	Water	trans-1,4-Dichloro-2-butene	
8260C LL	Water	Trichloroethene	
8260C LL	Water	Trichlorofluoromethane	
8260C LL	Water	Vinyl acetate	
8260C LL	Water	Vinyl chloride	
SM 2320B	Water	Alkalinity	
SM 2320B	Water	Bicarbonate Alkalinity as CaCO <sub>3</sub>	
SM 2320B	Water	Carbonate Alkalinity as CaCO <sub>3</sub>	
SM 2320B	Water	Hydroxide Alkalinity as CaCO <sub>3</sub>	
SM 2540C	Water	Total Dissolved Solids	
SM 5310B	Water	Total Organic Carbon	

# Sample Summary

Client: SCS Engineers  
Project/Site: Coupeville Solid Waste Facility Groundwa

Job ID: 580-94815-1

Lab Sample ID	Client Sample ID	Matrix	Collected	Received	Asset ID
580-94815-1	0520-18	Water	05/19/20 10:35	05/20/20 15:15	
580-94815-2	0520-19	Water	05/19/20 10:01	05/20/20 15:15	
580-94815-3	0520-20	Water	05/19/20 11:45	05/20/20 15:15	
580-94815-4	0520-21	Water	05/19/20 10:54	05/20/20 15:15	
580-94815-5	0520-22	Water	05/19/20 13:17	05/20/20 15:15	
580-94815-6	0520-23	Water	05/19/20 11:26	05/20/20 15:15	
580-94815-7	0520-24	Water	05/19/20 14:05	05/20/20 15:15	
580-94815-8	0520-25	Water	05/19/20 12:10	05/20/20 15:15	
580-94815-9	0520-26	Water	05/19/20 14:55	05/20/20 15:15	
580-94815-10	0520-27	Water	05/19/20 13:03	05/20/20 15:15	
580-94815-11	0520-28	Water	05/19/20 15:55	05/20/20 15:15	
580-94815-12	0520-29	Water	05/19/20 14:02	05/20/20 15:15	
580-94815-13	0520-30	Water	05/19/20 16:47	05/20/20 15:15	
580-94815-14	0520-31	Water	05/19/20 14:39	05/20/20 15:15	
580-94815-15	0520-33	Water	05/19/20 15:17	05/20/20 15:15	
580-94815-16	0520-35	Water	05/19/20 16:16	05/20/20 15:15	

**Eurofins TestAmerica, Seattle**

5755 8th Street East  
Tacoma, WA 98424  
Phone (253) 922-2310 Fax (253) 922-5047

**Chain of Custody Record**



Environment Testing  
America

<b>Client Information</b>		Sampler: <u>SG. + TB</u>		Lab PM: Lewis, Nathan A		Carrier Tracking No(s): <u>94815</u>		COC No: 580-38558-12318.1													
Client Contact: Mr. Sam Graber		Phone: <u>425-766-3362</u>		E-Mail: nathan.lewis@testamericainc.com				Page: Page 1 of 2													
Company: SCS Engineers				<b>Analysis Requested</b>				Job #: <u>64207033.13</u>													
Address: 2405 140th Avenue NE Suite 107		Due Date Requested: <u>Standard</u>		<table border="1" style="width:100%; border-collapse: collapse; font-size: 8px;"> <tr> <td style="writing-mode: vertical-rl; transform: rotate(180deg);">Field Filtered Sample (Ca, Fe, Mg, Mn, K, Ni)</td> <td style="writing-mode: vertical-rl; transform: rotate(180deg);">9310C - Total Organic Carbon (TOC)</td> <td style="writing-mode: vertical-rl; transform: rotate(180deg);">5220B - COD</td> <td style="writing-mode: vertical-rl; transform: rotate(180deg);">2320B - Alkalinity</td> <td style="writing-mode: vertical-rl; transform: rotate(180deg);">6020A_LL - Total Metals</td> <td style="writing-mode: vertical-rl; transform: rotate(180deg);">6010C - Field Filtered Metals (Ca, Fe, Mg, Mn, K, Ni)</td> <td style="writing-mode: vertical-rl; transform: rotate(180deg);">350.1 - Nitrogen, Ammonia</td> <td style="writing-mode: vertical-rl; transform: rotate(180deg);">8260C_LL - Volatiles, custom list, low level</td> <td style="writing-mode: vertical-rl; transform: rotate(180deg);">2540C - Solids, Total Dissolved (TDS)</td> <td style="writing-mode: vertical-rl; transform: rotate(180deg);">300.0 - Cl, SO4, F</td> <td style="writing-mode: vertical-rl; transform: rotate(180deg);">300.0 - Nitrate, Nitrite</td> <td style="writing-mode: vertical-rl; transform: rotate(180deg);">Total Number of Containers</td> </tr> </table>				Field Filtered Sample (Ca, Fe, Mg, Mn, K, Ni)	9310C - Total Organic Carbon (TOC)	5220B - COD	2320B - Alkalinity	6020A_LL - Total Metals	6010C - Field Filtered Metals (Ca, Fe, Mg, Mn, K, Ni)	350.1 - Nitrogen, Ammonia	8260C_LL - Volatiles, custom list, low level	2540C - Solids, Total Dissolved (TDS)	300.0 - Cl, SO4, F	300.0 - Nitrate, Nitrite	Total Number of Containers	Preservation Codes:	
Field Filtered Sample (Ca, Fe, Mg, Mn, K, Ni)	9310C - Total Organic Carbon (TOC)	5220B - COD	2320B - Alkalinity					6020A_LL - Total Metals	6010C - Field Filtered Metals (Ca, Fe, Mg, Mn, K, Ni)	350.1 - Nitrogen, Ammonia	8260C_LL - Volatiles, custom list, low level	2540C - Solids, Total Dissolved (TDS)	300.0 - Cl, SO4, F	300.0 - Nitrate, Nitrite	Total Number of Containers						
City: Bellevue		TAT Requested (days):						A - HCL		M - Hexane											
State, Zip: WA, 98005-1877		PO #:						B - NaOH		N - None											
Phone: 425-289-5455(Tel)		Purchase Order not required						C - Zn Acetate		O - AsNaO2											
Email: SGrabers@scsengineers.com		WO #:		D - Nitric Acid		P - Na2O4S															
Project Name: Coupeville Solid Waste Facility Groundwa		Project #: 58009563		E - NaHSO4		Q - Na2SO3															
Site: Washington		SSOW#:		F - MeOH		R - Na2S2O3															
				G - Amchlor		S - H2SO4															
				H - Ascorbic Acid		T - TSP Dodecahydrate															
				I - Ice		U - Acetone															
				J - DI Water		V - MCAA															
				K - EDTA		W - pH 4-5															
				L - EDA		Z - other (specify)															
								Other:													

Sample Identification	Sample Date	Sample Time	Sample Type (C=comp, G=grab)	Matrix (W=water, S=solid, O=wast/slud, BT=Tissue, A=Air)	Field Filtered Sample (Ca, Fe, Mg, Mn, K, Ni)	9310C - Total Organic Carbon (TOC)	5220B - COD	2320B - Alkalinity	6020A_LL - Total Metals	6010C - Field Filtered Metals (Ca, Fe, Mg, Mn, K, Ni)	350.1 - Nitrogen, Ammonia	8260C_LL - Volatiles, custom list, low level	2540C - Solids, Total Dissolved (TDS)	300.0 - Cl, SO4, F	300.0 - Nitrate, Nitrite	Total Number of Containers	Special Instructions/Note:	
-1 <u>0520-19</u>	<u>5/19/20</u>	<u>1035</u>	<u>G</u>	<u>Water</u>	<u>Y</u>	<u>N</u>	<u>X</u>	<u>X</u>	<u>X</u>	<u>X</u>	<u>X</u>	<u>X</u>	<u>X</u>	<u>X</u>	<u>X</u>	<u>X</u>	<u>10</u>	
<u>0520-19</u>		<u>1001</u>		<u>Water</u>														
-3 <u>0520-20</u>		<u>1145</u>		<u>Water</u>														
<u>0520-21</u>		<u>1054</u>		<u>Water</u>														
-5 <u>0520-22</u>		<u>1317</u>		<u>Water</u>														
<u>0520-23</u>		<u>1126</u>		<u>Water</u>														
-7 <u>0520-24</u>		<u>1405</u>		<u>Water</u>														
<u>0520-25</u>		<u>1210</u>		<u>Water</u>														
-9 <u>0520-26</u>		<u>1455</u>		<u>Water</u>														
<u>0520-27</u>		<u>1303</u>		<u>Water</u>														
-11 <u>0520-28</u>		<u>1555</u>		<u>Water</u>														

580-94815 Chain of Custody

<b>Possible Hazard Identification</b>				<b>Sample Disposal (A fee may be assessed if samples are retained longer than 1 month)</b>			
<input type="checkbox"/> Non-Hazard	<input type="checkbox"/> Flammable	<input type="checkbox"/> Skin Irritant	<input type="checkbox"/> Poison B	<input checked="" type="checkbox"/> Unknown	<input type="checkbox"/> Radiological	<input type="checkbox"/> Return To Client	<input checked="" type="checkbox"/> Disposal By Lab
Deliverable Requested: I, II, III, IV, Other (specify)				Archive For _____ Months			
Empty Kit Relinquished by: _____ Date: _____ Time: _____				Special Instructions/QC Requirements:			
Relinquished by: <u>h a</u>		Date/Time: <u>5/20/20 000</u>		Company: <u>SCS</u>		Received by: <u>Tom [Signature]</u>	
Relinquished by: _____		Date/Time: _____		Company: _____		Received by: _____	
Relinquished by: _____		Date/Time: _____		Company: _____		Received by: _____	
Custody Seals Intact: <input type="checkbox"/> Yes <input type="checkbox"/> No		Custody Seal No.: _____		Cooler Temperature(s) °C and Other Remarks:			



## Login Sample Receipt Checklist

Client: SCS Engineers

Job Number: 580-94815-1

**Login Number: 94815**

**List Source: Eurofins TestAmerica, Seattle**

**List Number: 1**

**Creator: Blankinship, Tom X**

Question	Answer	Comment
Radioactivity wasn't checked or is <math>\leq</math> background as measured by a survey meter.	True	
The cooler's custody seal, if present, is intact.	True	
Sample custody seals, if present, are intact.	True	
The cooler or samples do not appear to have been compromised or tampered with.	True	
Samples were received on ice.	True	
Cooler Temperature is acceptable.	False	Refer to Job Narrative for details.
Cooler Temperature is recorded.	True	
COC is present.	True	
COC is filled out in ink and legible.	True	
COC is filled out with all pertinent information.	True	
Is the Field Sampler's name present on COC?	True	
There are no discrepancies between the containers received and the COC.	True	
Samples are received within Holding Time (excluding tests with immediate HTs)	True	
Sample containers have legible labels.	True	
Containers are not broken or leaking.	True	
Sample collection date/times are provided.	True	
Appropriate sample containers are used.	True	
Sample bottles are completely filled.	True	
Sample Preservation Verified.	True	
There is sufficient vol. for all requested analyses, incl. any requested MS/MSDs	True	
Containers requiring zero headspace have no headspace or bubble is <math><6\text{mm}</math> (1/4").	True	
Multiphasic samples are not present.	True	
Samples do not require splitting or compositing.	True	
Residual Chlorine Checked.	N/A	

## ANALYTICAL REPORT

Eurofins TestAmerica, Seattle  
5755 8th Street East  
Tacoma, WA 98424  
Tel: (253)922-2310

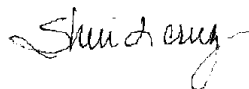
Laboratory Job ID: 580-94839-1

Client Project/Site: Coupeville Solid Waste Facility Groundwa

**For:**

SCS Engineers  
2405 140th Avenue NE  
Suite 107  
Bellevue, Washington 98005-1877

Attn: Mr. Dan Venchiarutti



*Authorized for release by:*

*6/4/2020 3:58:42 PM*

Sheri Cruz, Project Manager I  
(253)922-2310

[sheri.cruz@testamericainc.com](mailto:sheri.cruz@testamericainc.com)

Designee for

Nathan Lewis, Project Manager I  
(253)922-2310

[nathan.lewis@testamericainc.com](mailto:nathan.lewis@testamericainc.com)

### LINKS

Review your project  
results through

**TotalAccess**

Have a Question?



Visit us at:

[www.eurofinsus.com/Env](http://www.eurofinsus.com/Env)

*This report has been electronically signed and authorized by the signatory. Electronic signature is intended to be the legally binding equivalent of a traditionally handwritten signature.*

*Results relate only to the items tested and the sample(s) as received by the laboratory.*



# Table of Contents

Cover Page . . . . .	1
Table of Contents . . . . .	2
Case Narrative . . . . .	3
Definitions . . . . .	5
Client Sample Results . . . . .	6
QC Sample Results . . . . .	18
Chronicle . . . . .	32
Certification Summary . . . . .	34
Sample Summary . . . . .	36
Chain of Custody . . . . .	37
Receipt Checklists . . . . .	38

# Case Narrative

Client: SCS Engineers  
Project/Site: Coupeville Solid Waste Facility Groundwa

Job ID: 580-94839-1

**Job ID: 580-94839-1**

**Laboratory: Eurofins TestAmerica, Seattle**

## Narrative

### Job Narrative 580-94839-1

#### Comments

No additional comments.

#### Receipt

The samples were received on 5/21/2020 12:10 PM; the samples arrived in good condition, properly preserved and, where required, on ice. The temperature of the cooler at receipt was 4.7° C.

#### GC/MS VOA

Methods 8260C LL, 8260D: The CCVIS for analytical batch 580-329050 recovered outside control limits for the following analyte(s): Dichlorodifluoromethane. Dichlorodifluoromethane has been identified as a poor performing analyte when analyzed using this method; therefore, re-extraction/re-analysis was not performed. These results have been reported and qualified.

Methods 8260C LL, 8260D: The continuing calibration verification (CCV) associated with batch 580-329050 recovered outside acceptance criteria, low biased, for Chloromethane, Vinyl chloride, Trichlorofluoromethane, Carbon disulfide, Chloroethane and Bromomethane. A reporting limit (RL) standard was analyzed, and the target analyte was detected. Since the associated samples were non-detect for this analyte, the data have been reported.

Methods 8260C LL, 8260D: The minimum response factor (RF) criteria for the continuing calibration verification (CCV) analyzed in batch 580-329050 was outside criteria for the following analyte(s): 4-Methyl-2-pentanone (MIBK), 2-Butanone (MEK), Acetone, 2-Hexanone, Chloroethane and Dichlorodifluoromethane. As indicated in the reference method, sample analysis may proceed; however, any detection or non-detection for the affected analyte(s) is considered estimated.

Methods 8260C LL, 8260D: The laboratory control sample and/or the laboratory control sample duplicate (LCS/LCSD) for analytical batch 580-329050 recovered outside control limits for the following analyte(s): Bromomethane. Bromomethane has been identified as a poor performing analyte when analyzed using this method; therefore, re-extraction/re-analysis was not performed.

Methods 8260C LL, 8260D: Reanalysis for carry over. 0520-32 (580-94839-1), 0520-34 (580-94839-2), 0520-36 (580-94839-3) and 0520-37 (580-94839-4)

No additional analytical or quality issues were noted, other than those described above or in the Definitions/Glossary page.

#### Metals

No analytical or quality issues were noted, other than those described in the Definitions/Glossary page.

#### General Chemistry

Method 300.0: The matrix spike / matrix spike duplicate (MS/MSD) recoveries for analytical batch 580-328936 were outside control limits. Sample matrix interference and/or non-homogeneity are suspected because the associated laboratory control sample (LCS) recovery was within acceptance limits.

Method 300.0: The following sample was prepared outside of preparation holding time due to instrument malfunction overnight causing samples to not run: 0520-32 (580-94839-1).

Method SM 5310B: The matrix spike / matrix spike duplicate (MS/MSD) recoveries for analytical batch 580-329513 were outside control limits. Sample matrix interference and/or non-homogeneity are suspected because the associated laboratory control sample (LCS) recovery was within acceptance limits.

Method SM 5310B: The matrix spike / matrix spike duplicate (MS/MSD) recoveries for analytical batch 580-329528 were outside control limits. Sample matrix interference and/or non-homogeneity are suspected because the associated laboratory control sample (LCS) recovery was within acceptance limits.

Method SM 5310B: The matrix spike / matrix spike duplicate (MS/MSD) recoveries for analytical batch 580-329671 were outside control limits. Sample matrix interference and/or non-homogeneity are suspected because the associated laboratory control sample (LCS)

# Case Narrative

Client: SCS Engineers  
Project/Site: Coupeville Solid Waste Facility Groundwa

Job ID: 580-94839-1

---

## Job ID: 580-94839-1 (Continued)

---

### Laboratory: Eurofins TestAmerica, Seattle (Continued)

recovery was within acceptance limits.

No additional analytical or quality issues were noted, other than those described above or in the Definitions/Glossary page.

### VOA Prep

No analytical or quality issues were noted, other than those described in the Definitions/Glossary page.

1

2

3

4

5

6

7

8

9

10

11

# Definitions/Glossary

Client: SCS Engineers  
Project/Site: Coupeville Solid Waste Facility Groundwa

Job ID: 580-94839-1

## Qualifiers

### GC/MS VOA

Qualifier	Qualifier Description
*	LCS or LCSD is outside acceptance limits.
J	Result is less than the RL but greater than or equal to the MDL and the concentration is an approximate value.

### Metals

Qualifier	Qualifier Description
4	MS, MSD: The analyte present in the original sample is greater than 4 times the matrix spike concentration; therefore, control limits are not applicable.

### General Chemistry

Qualifier	Qualifier Description
4	MS, MSD: The analyte present in the original sample is greater than 4 times the matrix spike concentration; therefore, control limits are not applicable.
F1	MS and/or MSD recovery exceeds control limits.
H	Sample was prepped or analyzed beyond the specified holding time

## Glossary

Abbreviation	These commonly used abbreviations may or may not be present in this report.
▫	Listed under the "D" column to designate that the result is reported on a dry weight basis
%R	Percent Recovery
CFL	Contains Free Liquid
CNF	Contains No Free Liquid
DER	Duplicate Error Ratio (normalized absolute difference)
Dil Fac	Dilution Factor
DL	Detection Limit (DoD/DOE)
DL, RA, RE, IN	Indicates a Dilution, Re-analysis, Re-extraction, or additional Initial metals/anion analysis of the sample
DLC	Decision Level Concentration (Radiochemistry)
EDL	Estimated Detection Limit (Dioxin)
LOD	Limit of Detection (DoD/DOE)
LOQ	Limit of Quantitation (DoD/DOE)
MDA	Minimum Detectable Activity (Radiochemistry)
MDC	Minimum Detectable Concentration (Radiochemistry)
MDL	Method Detection Limit
ML	Minimum Level (Dioxin)
MQL	Method Quantitation Limit
NC	Not Calculated
ND	Not Detected at the reporting limit (or MDL or EDL if shown)
PQL	Practical Quantitation Limit
QC	Quality Control
RER	Relative Error Ratio (Radiochemistry)
RL	Reporting Limit or Requested Limit (Radiochemistry)
RPD	Relative Percent Difference, a measure of the relative difference between two points
TEF	Toxicity Equivalent Factor (Dioxin)
TEQ	Toxicity Equivalent Quotient (Dioxin)

# Client Sample Results

Client: SCS Engineers  
 Project/Site: Coupeville Solid Waste Facility Groundwa

Job ID: 580-94839-1

**Client Sample ID: 0520-32**

**Lab Sample ID: 580-94839-1**

**Date Collected: 05/20/20 10:05**

**Matrix: Water**

**Date Received: 05/21/20 12:10**

**Method: 8260C LL - Volatile Organic Compounds by GC/MS**

Analyte	Result	Qualifier	RL	MDL	Unit	D	Prepared	Analyzed	Dil Fac
1,1,1,2-Tetrachloroethane	ND		0.30		ug/L			05/26/20 14:52	1
1,1,1-Trichloroethane	ND		0.20		ug/L			05/26/20 14:52	1
1,1,2,2-Tetrachloroethane	ND		0.20		ug/L			05/26/20 14:52	1
1,1,2-Trichloroethane	ND		0.20		ug/L			05/26/20 14:52	1
1,1-Dichloroethane	ND		0.20		ug/L			05/26/20 14:52	1
1,1-Dichloroethene	ND		0.20		ug/L			05/26/20 14:52	1
1,2,3-Trichloropropane	ND		0.20		ug/L			05/26/20 14:52	1
1,2-Dibromo-3-Chloropropane	ND		2.0		ug/L			05/26/20 14:52	1
1,2-Dibromoethane	ND		0.10		ug/L			05/26/20 14:52	1
1,2-Dichlorobenzene	ND		0.30		ug/L			05/26/20 14:52	1
1,2-Dichloroethane	ND		0.20		ug/L			05/26/20 14:52	1
1,2-Dichloropropane	ND		0.20		ug/L			05/26/20 14:52	1
1,4-Dichlorobenzene	ND		0.30		ug/L			05/26/20 14:52	1
2-Butanone	ND		10		ug/L			05/26/20 14:52	1
2-Hexanone	ND		3.0		ug/L			05/26/20 14:52	1
4-Methyl-2-pentanone	ND		10		ug/L			05/26/20 14:52	1
Acetone	ND		10		ug/L			05/26/20 14:52	1
Acrylonitrile	ND		10		ug/L			05/26/20 14:52	1
Benzene	ND		0.20		ug/L			05/26/20 14:52	1
Bromochloromethane	ND		0.20		ug/L			05/26/20 14:52	1
Bromodichloromethane	ND		0.20		ug/L			05/26/20 14:52	1
Bromoform	ND		0.50		ug/L			05/26/20 14:52	1
Bromomethane	ND *		0.50		ug/L			05/26/20 14:52	1
Carbon disulfide	ND		0.30		ug/L			05/26/20 14:52	1
Carbon tetrachloride	ND		0.20		ug/L			05/26/20 14:52	1
Chlorobenzene	ND		0.20		ug/L			05/26/20 14:52	1
Chloroethane	ND		0.50		ug/L			05/26/20 14:52	1
Chloroform	ND		0.20		ug/L			05/26/20 14:52	1
Chloromethane	ND		0.50		ug/L			05/26/20 14:52	1
cis-1,2-Dichloroethene	ND		0.20		ug/L			05/26/20 14:52	1
cis-1,3-Dichloropropene	ND		0.20		ug/L			05/26/20 14:52	1
Dibromochloromethane	ND		0.20		ug/L			05/26/20 14:52	1
Dibromomethane	ND		0.20		ug/L			05/26/20 14:52	1
Ethylbenzene	ND		0.20		ug/L			05/26/20 14:52	1
m,p-Xylene	ND		0.50		ug/L			05/26/20 14:52	1
Methyl iodide	ND		0.50		ug/L			05/26/20 14:52	1
Methylene Chloride	ND		5.0		ug/L			05/26/20 14:52	1
o-Xylene	ND		0.50		ug/L			05/26/20 14:52	1
Styrene	ND		1.0		ug/L			05/26/20 14:52	1
Tetrachloroethene	ND		0.50		ug/L			05/26/20 14:52	1
Toluene	ND		0.20		ug/L			05/26/20 14:52	1
trans-1,2-Dichloroethene	ND		0.20		ug/L			05/26/20 14:52	1
trans-1,3-Dichloropropene	ND		0.20		ug/L			05/26/20 14:52	1
trans-1,4-Dichloro-2-butene	ND		2.0		ug/L			05/26/20 14:52	1
Trichlorofluoromethane	ND		0.50		ug/L			05/26/20 14:52	1
Vinyl acetate	ND		2.0		ug/L			05/26/20 14:52	1
Vinyl chloride	ND		0.020		ug/L			05/26/20 14:52	1

Surrogate	%Recovery	Qualifier	Limits	Prepared	Analyzed	Dil Fac
1,2-Dichloroethane-d4 (Surr)	104		80 - 120		05/26/20 14:52	1

Eurofins TestAmerica, Seattle

# Client Sample Results

Client: SCS Engineers  
 Project/Site: Coupeville Solid Waste Facility Groundwa

Job ID: 580-94839-1

**Client Sample ID: 0520-32**

**Lab Sample ID: 580-94839-1**

Date Collected: 05/20/20 10:05

Matrix: Water

Date Received: 05/21/20 12:10

## Method: 8260C LL - Volatile Organic Compounds by GC/MS (Continued)

Surrogate	%Recovery	Qualifier	Limits	Prepared	Analyzed	Dil Fac
4-Fluorobenzene (Surr)	104		80 - 120		05/26/20 14:52	1
Dibromofluoromethane (Surr)	99		80 - 120		05/26/20 14:52	1
Toluene-d8 (Surr)	96		80 - 120		05/26/20 14:52	1

## Method: 8260C LL - Volatile Organic Compounds by GC/MS - RA

Analyte	Result	Qualifier	RL	MDL	Unit	D	Prepared	Analyzed	Dil Fac
Trichloroethene	ND		0.20		ug/L			05/29/20 20:01	1

Surrogate	%Recovery	Qualifier	Limits	Prepared	Analyzed	Dil Fac
1,2-Dichloroethane-d4 (Surr)	100		80 - 120		05/29/20 20:01	1
4-Bromofluorobenzene (Surr)	102		80 - 120		05/29/20 20:01	1
Dibromofluoromethane (Surr)	97		80 - 120		05/29/20 20:01	1
Toluene-d8 (Surr)	98		80 - 120		05/29/20 20:01	1

## Method: 6010C - Metals (ICP) - Dissolved

Analyte	Result	Qualifier	RL	MDL	Unit	D	Prepared	Analyzed	Dil Fac
Calcium	110		1.1		mg/L		05/22/20 07:53	05/22/20 16:51	1
Iron	1.1		0.30		mg/L		05/22/20 07:53	05/22/20 16:51	1
Magnesium	60		1.1		mg/L		05/22/20 07:53	05/22/20 16:51	1
Manganese	0.084		0.020		mg/L		05/22/20 07:53	05/22/20 16:51	1
Potassium	7.9		3.3		mg/L		05/22/20 07:53	05/22/20 16:51	1
Sodium	31		2.0		mg/L		05/22/20 07:53	05/22/20 16:51	1

## Method: 6020A - Metals (ICP/MS) - Total Recoverable

Analyte	Result	Qualifier	RL	MDL	Unit	D	Prepared	Analyzed	Dil Fac
Antimony	ND		0.00080		mg/L		05/22/20 12:00	05/26/20 14:33	1
Arsenic	0.0062		0.0010		mg/L		05/22/20 12:00	05/26/20 14:33	1
Barium	0.048		0.0012		mg/L		05/22/20 12:00	05/26/20 14:33	1
Beryllium	ND		0.00040		mg/L		05/22/20 12:00	05/26/20 14:33	1
Cadmium	ND		0.00080		mg/L		05/22/20 12:00	05/26/20 14:33	1
Chromium	ND		0.00080		mg/L		05/22/20 12:00	05/26/20 14:33	1
Cobalt	ND		0.00040		mg/L		05/22/20 12:00	05/26/20 14:33	1
Copper	ND		0.0020		mg/L		05/22/20 12:00	05/26/20 14:33	1
Lead	ND		0.00080		mg/L		05/22/20 12:00	05/26/20 14:33	1
Nickel	ND		0.0030		mg/L		05/22/20 12:00	05/26/20 14:33	1
Selenium	ND		0.0080		mg/L		05/22/20 12:00	05/26/20 14:33	1
Silver	ND		0.00040		mg/L		05/22/20 12:00	05/26/20 14:33	1
Thallium	ND		0.0010		mg/L		05/22/20 12:00	05/26/20 14:33	1
Vanadium	ND		0.0040		mg/L		05/22/20 12:00	05/26/20 14:33	1
Zinc	ND		0.0070		mg/L		05/22/20 12:00	05/26/20 14:33	1

## General Chemistry

Analyte	Result	Qualifier	RL	MDL	Unit	D	Prepared	Analyzed	Dil Fac
Fluoride	ND		0.20		mg/L			05/22/20 10:28	1
Nitrate Nitrite as N	0.60	H	0.40		mg/L			05/22/20 10:28	1
Chloride	59		0.90		mg/L			05/22/20 10:28	1
Sulfate	45		1.2		mg/L			05/22/20 10:28	1
Ammonia	ND		0.50		mg/L		05/29/20 11:38	05/29/20 11:41	1
Total Organic Carbon	1.6	F1	1.5		mg/L			05/30/20 11:01	1

Eurofins TestAmerica, Seattle

# Client Sample Results

Client: SCS Engineers  
 Project/Site: Coupeville Solid Waste Facility Groundwa

Job ID: 580-94839-1

**Client Sample ID: 0520-32**  
**Date Collected: 05/20/20 10:05**  
**Date Received: 05/21/20 12:10**

**Lab Sample ID: 580-94839-1**  
**Matrix: Water**

Analyte	Result	Qualifier	RL	RL	Unit	D	Prepared	Analyzed	Dil Fac
<b>Alkalinity</b>	<b>390</b>		5.0		mg/L			05/27/20 15:37	1
<b>Bicarbonate Alkalinity as CaCO3</b>	<b>390</b>		5.0		mg/L			05/27/20 15:37	1
Carbonate Alkalinity as CaCO3	ND		5.0		mg/L			05/27/20 15:37	1
Hydroxide Alkalinity as CaCO3	ND		5.0		mg/L			05/27/20 15:37	1
<b>Total Dissolved Solids</b>	<b>490</b>		10		mg/L			05/26/20 16:51	1
Chemical Oxygen Demand	ND		10		mg/L		05/22/20 10:54	05/22/20 16:38	1



# Client Sample Results

Client: SCS Engineers  
 Project/Site: Coupeville Solid Waste Facility Groundwa

Job ID: 580-94839-1

**Client Sample ID: 0520-34**

**Lab Sample ID: 580-94839-2**

Date Collected: 05/20/20 11:05

Matrix: Water

Date Received: 05/21/20 12:10

**Method: 8260C LL - Volatile Organic Compounds by GC/MS**

Analyte	Result	Qualifier	RL	MDL	Unit	D	Prepared	Analyzed	Dil Fac
1,1,1,2-Tetrachloroethane	ND		0.30		ug/L			05/26/20 15:18	1
1,1,1-Trichloroethane	ND		0.20		ug/L			05/26/20 15:18	1
1,1,2,2-Tetrachloroethane	ND		0.20		ug/L			05/26/20 15:18	1
1,1,2-Trichloroethane	ND		0.20		ug/L			05/26/20 15:18	1
1,1-Dichloroethane	ND		0.20		ug/L			05/26/20 15:18	1
1,1-Dichloroethene	ND		0.20		ug/L			05/26/20 15:18	1
1,2,3-Trichloropropane	ND		0.20		ug/L			05/26/20 15:18	1
1,2-Dibromo-3-Chloropropane	ND		2.0		ug/L			05/26/20 15:18	1
1,2-Dibromoethane	ND		0.10		ug/L			05/26/20 15:18	1
1,2-Dichlorobenzene	ND		0.30		ug/L			05/26/20 15:18	1
1,2-Dichloroethane	ND		0.20		ug/L			05/26/20 15:18	1
1,2-Dichloropropane	ND		0.20		ug/L			05/26/20 15:18	1
1,4-Dichlorobenzene	ND		0.30		ug/L			05/26/20 15:18	1
2-Butanone	ND		10		ug/L			05/26/20 15:18	1
2-Hexanone	ND		3.0		ug/L			05/26/20 15:18	1
4-Methyl-2-pentanone	ND		10		ug/L			05/26/20 15:18	1
Acetone	ND		10		ug/L			05/26/20 15:18	1
Acrylonitrile	ND		10		ug/L			05/26/20 15:18	1
Benzene	ND		0.20		ug/L			05/26/20 15:18	1
Bromochloromethane	ND		0.20		ug/L			05/26/20 15:18	1
Bromodichloromethane	ND		0.20		ug/L			05/26/20 15:18	1
Bromoform	ND		0.50		ug/L			05/26/20 15:18	1
Bromomethane	ND *		0.50		ug/L			05/26/20 15:18	1
Carbon disulfide	ND		0.30		ug/L			05/26/20 15:18	1
Carbon tetrachloride	ND		0.20		ug/L			05/26/20 15:18	1
Chlorobenzene	ND		0.20		ug/L			05/26/20 15:18	1
Chloroethane	ND		0.50		ug/L			05/26/20 15:18	1
Chloroform	ND		0.20		ug/L			05/26/20 15:18	1
Chloromethane	ND		0.50		ug/L			05/26/20 15:18	1
cis-1,2-Dichloroethene	ND		0.20		ug/L			05/26/20 15:18	1
cis-1,3-Dichloropropene	ND		0.20		ug/L			05/26/20 15:18	1
Dibromochloromethane	ND		0.20		ug/L			05/26/20 15:18	1
Dibromomethane	ND		0.20		ug/L			05/26/20 15:18	1
Ethylbenzene	ND		0.20		ug/L			05/26/20 15:18	1
m,p-Xylene	ND		0.50		ug/L			05/26/20 15:18	1
Methyl iodide	ND		0.50		ug/L			05/26/20 15:18	1
Methylene Chloride	ND		5.0		ug/L			05/26/20 15:18	1
o-Xylene	ND		0.50		ug/L			05/26/20 15:18	1
Styrene	ND		1.0		ug/L			05/26/20 15:18	1
Tetrachloroethene	ND		0.50		ug/L			05/26/20 15:18	1
Toluene	ND		0.20		ug/L			05/26/20 15:18	1
trans-1,2-Dichloroethene	ND		0.20		ug/L			05/26/20 15:18	1
trans-1,3-Dichloropropene	ND		0.20		ug/L			05/26/20 15:18	1
trans-1,4-Dichloro-2-butene	ND		2.0		ug/L			05/26/20 15:18	1
Trichlorofluoromethane	ND		0.50		ug/L			05/26/20 15:18	1
Vinyl acetate	ND		2.0		ug/L			05/26/20 15:18	1
Vinyl chloride	ND		0.020		ug/L			05/26/20 15:18	1

Surrogate	%Recovery	Qualifier	Limits	Prepared	Analyzed	Dil Fac
1,2-Dichloroethane-d4 (Surr)	102		80 - 120		05/26/20 15:18	1

Eurofins TestAmerica, Seattle

# Client Sample Results

Client: SCS Engineers  
 Project/Site: Coupeville Solid Waste Facility Groundwa

Job ID: 580-94839-1

**Client Sample ID: 0520-34**

**Lab Sample ID: 580-94839-2**

Date Collected: 05/20/20 11:05

Matrix: Water

Date Received: 05/21/20 12:10

## Method: 8260C LL - Volatile Organic Compounds by GC/MS (Continued)

Surrogate	%Recovery	Qualifier	Limits	Prepared	Analyzed	Dil Fac
4-Bromofluorobenzene (Surr)	102		80 - 120		05/26/20 15:18	1
Dibromofluoromethane (Surr)	97		80 - 120		05/26/20 15:18	1
Toluene-d8 (Surr)	96		80 - 120		05/26/20 15:18	1

## Method: 8260C LL - Volatile Organic Compounds by GC/MS - RA

Analyte	Result	Qualifier	RL	MDL	Unit	D	Prepared	Analyzed	Dil Fac
Trichloroethene	ND		0.20		ug/L			05/29/20 19:34	1

Surrogate	%Recovery	Qualifier	Limits	Prepared	Analyzed	Dil Fac
1,2-Dichloroethane-d4 (Surr)	98		80 - 120		05/29/20 19:34	1
4-Bromofluorobenzene (Surr)	101		80 - 120		05/29/20 19:34	1
Dibromofluoromethane (Surr)	100		80 - 120		05/29/20 19:34	1
Toluene-d8 (Surr)	99		80 - 120		05/29/20 19:34	1

## Method: 6010C - Metals (ICP) - Dissolved

Analyte	Result	Qualifier	RL	MDL	Unit	D	Prepared	Analyzed	Dil Fac
Calcium	32		1.1		mg/L		05/22/20 07:53	05/22/20 17:16	1
Iron	ND		0.30		mg/L		05/22/20 07:53	05/22/20 17:16	1
Magnesium	35		1.1		mg/L		05/22/20 07:53	05/22/20 17:16	1
Manganese	0.050		0.020		mg/L		05/22/20 07:53	05/22/20 17:16	1
Potassium	15		3.3		mg/L		05/22/20 07:53	05/22/20 17:16	1
Sodium	16		2.0		mg/L		05/22/20 07:53	05/22/20 17:16	1

## Method: 6020A - Metals (ICP/MS) - Total Recoverable

Analyte	Result	Qualifier	RL	MDL	Unit	D	Prepared	Analyzed	Dil Fac
Antimony	ND		0.00080		mg/L		05/22/20 12:00	05/26/20 14:36	1
Arsenic	0.020		0.0010		mg/L		05/22/20 12:00	05/26/20 14:36	1
Barium	0.026		0.0012		mg/L		05/22/20 12:00	05/26/20 14:36	1
Beryllium	ND		0.00040		mg/L		05/22/20 12:00	05/26/20 14:36	1
Cadmium	ND		0.00080		mg/L		05/22/20 12:00	05/26/20 14:36	1
Chromium	ND		0.00080		mg/L		05/22/20 12:00	05/26/20 14:36	1
Cobalt	ND		0.00040		mg/L		05/22/20 12:00	05/26/20 14:36	1
Copper	ND		0.0020		mg/L		05/22/20 12:00	05/26/20 14:36	1
Lead	ND		0.00080		mg/L		05/22/20 12:00	05/26/20 14:36	1
Nickel	ND		0.0030		mg/L		05/22/20 12:00	05/26/20 14:36	1
Selenium	ND		0.0080		mg/L		05/22/20 12:00	05/26/20 14:36	1
Silver	ND		0.00040		mg/L		05/22/20 12:00	05/26/20 14:36	1
Thallium	ND		0.0010		mg/L		05/22/20 12:00	05/26/20 14:36	1
Vanadium	ND		0.0040		mg/L		05/22/20 12:00	05/26/20 14:36	1
Zinc	ND		0.0070		mg/L		05/22/20 12:00	05/26/20 14:36	1

## General Chemistry

Analyte	Result	Qualifier	RL	MDL	Unit	D	Prepared	Analyzed	Dil Fac
Fluoride	ND		0.20		mg/L			05/22/20 10:40	1
Nitrate Nitrite as N	ND		0.40		mg/L			05/22/20 10:40	1
Chloride	43		0.90		mg/L			05/22/20 10:40	1
Sulfate	18		1.2		mg/L			05/22/20 10:40	1
Ammonia	ND		0.50		mg/L		05/29/20 11:38	05/29/20 11:41	1
Total Organic Carbon	8.5	F1	1.5		mg/L			06/02/20 16:49	1

Eurofins TestAmerica, Seattle

# Client Sample Results

Client: SCS Engineers  
 Project/Site: Coupeville Solid Waste Facility Groundwa

Job ID: 580-94839-1

**Client Sample ID: 0520-34**  
**Date Collected: 05/20/20 11:05**  
**Date Received: 05/21/20 12:10**

**Lab Sample ID: 580-94839-2**  
**Matrix: Water**

Analyte	Result	Qualifier	RL	RL	Unit	D	Prepared	Analyzed	Dil Fac
<b>Alkalinity</b>	<b>190</b>		5.0		mg/L			05/27/20 15:37	1
<b>Bicarbonate Alkalinity as CaCO3</b>	<b>190</b>		5.0		mg/L			05/27/20 15:37	1
Carbonate Alkalinity as CaCO3	ND		5.0		mg/L			05/27/20 15:37	1
Hydroxide Alkalinity as CaCO3	ND		5.0		mg/L			05/27/20 15:37	1
<b>Total Dissolved Solids</b>	<b>170</b>		10		mg/L			05/26/20 16:51	1
Chemical Oxygen Demand	ND		10		mg/L		05/22/20 10:54	05/22/20 16:38	1

# Client Sample Results

Client: SCS Engineers  
 Project/Site: Coupeville Solid Waste Facility Groundwa

Job ID: 580-94839-1

**Client Sample ID: 0520-36**

**Lab Sample ID: 580-94839-3**

Date Collected: 05/20/20 12:18

Matrix: Water

Date Received: 05/21/20 12:10

**Method: 8260C LL - Volatile Organic Compounds by GC/MS**

Analyte	Result	Qualifier	RL	MDL	Unit	D	Prepared	Analyzed	Dil Fac
1,1,1,2-Tetrachloroethane	ND		0.30		ug/L			05/26/20 15:45	1
1,1,1-Trichloroethane	ND		0.20		ug/L			05/26/20 15:45	1
1,1,2,2-Tetrachloroethane	ND		0.20		ug/L			05/26/20 15:45	1
1,1,2-Trichloroethane	ND		0.20		ug/L			05/26/20 15:45	1
1,1-Dichloroethane	ND		0.20		ug/L			05/26/20 15:45	1
1,1-Dichloroethene	ND		0.20		ug/L			05/26/20 15:45	1
1,2,3-Trichloropropane	ND		0.20		ug/L			05/26/20 15:45	1
1,2-Dibromo-3-Chloropropane	ND		2.0		ug/L			05/26/20 15:45	1
1,2-Dibromoethane	ND		0.10		ug/L			05/26/20 15:45	1
1,2-Dichlorobenzene	ND		0.30		ug/L			05/26/20 15:45	1
1,2-Dichloroethane	ND		0.20		ug/L			05/26/20 15:45	1
1,2-Dichloropropane	ND		0.20		ug/L			05/26/20 15:45	1
1,4-Dichlorobenzene	ND		0.30		ug/L			05/26/20 15:45	1
2-Butanone	ND		10		ug/L			05/26/20 15:45	1
2-Hexanone	ND		3.0		ug/L			05/26/20 15:45	1
4-Methyl-2-pentanone	ND		10		ug/L			05/26/20 15:45	1
Acetone	ND		10		ug/L			05/26/20 15:45	1
Acrylonitrile	ND		10		ug/L			05/26/20 15:45	1
Benzene	ND		0.20		ug/L			05/26/20 15:45	1
Bromochloromethane	ND		0.20		ug/L			05/26/20 15:45	1
Bromodichloromethane	ND		0.20		ug/L			05/26/20 15:45	1
Bromoform	ND		0.50		ug/L			05/26/20 15:45	1
Bromomethane	ND *		0.50		ug/L			05/26/20 15:45	1
Carbon disulfide	ND		0.30		ug/L			05/26/20 15:45	1
Carbon tetrachloride	ND		0.20		ug/L			05/26/20 15:45	1
Chlorobenzene	ND		0.20		ug/L			05/26/20 15:45	1
Chloroethane	ND		0.50		ug/L			05/26/20 15:45	1
Chloroform	ND		0.20		ug/L			05/26/20 15:45	1
Chloromethane	ND		0.50		ug/L			05/26/20 15:45	1
cis-1,2-Dichloroethene	ND		0.20		ug/L			05/26/20 15:45	1
cis-1,3-Dichloropropene	ND		0.20		ug/L			05/26/20 15:45	1
Dibromochloromethane	ND		0.20		ug/L			05/26/20 15:45	1
Dibromomethane	ND		0.20		ug/L			05/26/20 15:45	1
Ethylbenzene	ND		0.20		ug/L			05/26/20 15:45	1
m,p-Xylene	ND		0.50		ug/L			05/26/20 15:45	1
Methyl iodide	ND		0.50		ug/L			05/26/20 15:45	1
Methylene Chloride	ND		5.0		ug/L			05/26/20 15:45	1
o-Xylene	ND		0.50		ug/L			05/26/20 15:45	1
Styrene	ND		1.0		ug/L			05/26/20 15:45	1
Tetrachloroethene	ND		0.50		ug/L			05/26/20 15:45	1
Toluene	ND		0.20		ug/L			05/26/20 15:45	1
trans-1,2-Dichloroethene	ND		0.20		ug/L			05/26/20 15:45	1
trans-1,3-Dichloropropene	ND		0.20		ug/L			05/26/20 15:45	1
trans-1,4-Dichloro-2-butene	ND		2.0		ug/L			05/26/20 15:45	1
Trichlorofluoromethane	ND		0.50		ug/L			05/26/20 15:45	1
Vinyl acetate	ND		2.0		ug/L			05/26/20 15:45	1
Vinyl chloride	ND		0.020		ug/L			05/26/20 15:45	1

Surrogate	%Recovery	Qualifier	Limits	Prepared	Analyzed	Dil Fac
1,2-Dichloroethane-d4 (Surr)	99		80 - 120		05/26/20 15:45	1

Eurofins TestAmerica, Seattle

# Client Sample Results

Client: SCS Engineers  
 Project/Site: Coupeville Solid Waste Facility Groundwa

Job ID: 580-94839-1

**Client Sample ID: 0520-36**

**Lab Sample ID: 580-94839-3**

Date Collected: 05/20/20 12:18

Matrix: Water

Date Received: 05/21/20 12:10

**Method: 8260C LL - Volatile Organic Compounds by GC/MS (Continued)**

Surrogate	%Recovery	Qualifier	Limits	Prepared	Analyzed	Dil Fac
4-Fluorobenzene (Surr)	102		80 - 120		05/26/20 15:45	1
Dibromofluoromethane (Surr)	98		80 - 120		05/26/20 15:45	1
Toluene-d8 (Surr)	98		80 - 120		05/26/20 15:45	1

**Method: 8260C LL - Volatile Organic Compounds by GC/MS - RA**

Analyte	Result	Qualifier	RL	MDL	Unit	D	Prepared	Analyzed	Dil Fac
Trichloroethene	ND		0.20		ug/L			05/29/20 19:08	1

Surrogate	%Recovery	Qualifier	Limits	Prepared	Analyzed	Dil Fac
1,2-Dichloroethane-d4 (Surr)	103		80 - 120		05/29/20 19:08	1
4-Bromofluorobenzene (Surr)	100		80 - 120		05/29/20 19:08	1
Dibromofluoromethane (Surr)	99		80 - 120		05/29/20 19:08	1
Toluene-d8 (Surr)	99		80 - 120		05/29/20 19:08	1

**Method: 6010C - Metals (ICP) - Dissolved**

Analyte	Result	Qualifier	RL	MDL	Unit	D	Prepared	Analyzed	Dil Fac
Calcium	84		1.1		mg/L		05/22/20 07:53	05/22/20 17:20	1
Iron	ND		0.30		mg/L		05/22/20 07:53	05/22/20 17:20	1
Magnesium	47		1.1		mg/L		05/22/20 07:53	05/22/20 17:20	1
Manganese	ND		0.020		mg/L		05/22/20 07:53	05/22/20 17:20	1
Potassium	5.8		3.3		mg/L		05/22/20 07:53	05/22/20 17:20	1
Sodium	32		2.0		mg/L		05/22/20 07:53	05/22/20 17:20	1

**Method: 6020A - Metals (ICP/MS) - Total Recoverable**

Analyte	Result	Qualifier	RL	MDL	Unit	D	Prepared	Analyzed	Dil Fac
Antimony	ND		0.00080		mg/L		05/22/20 12:00	05/26/20 14:27	1
Arsenic	0.0035		0.0010		mg/L		05/22/20 12:00	05/26/20 14:27	1
Barium	0.025		0.0012		mg/L		05/22/20 12:00	05/26/20 14:27	1
Beryllium	ND		0.00040		mg/L		05/22/20 12:00	05/26/20 14:27	1
Cadmium	ND		0.00080		mg/L		05/22/20 12:00	05/26/20 14:27	1
Chromium	0.0017		0.00080		mg/L		05/22/20 12:00	05/26/20 14:27	1
Cobalt	ND		0.00040		mg/L		05/22/20 12:00	05/26/20 14:27	1
Copper	0.042		0.0020		mg/L		05/22/20 12:00	05/26/20 14:27	1
Lead	ND		0.00080		mg/L		05/22/20 12:00	05/26/20 14:27	1
Nickel	ND		0.0030		mg/L		05/22/20 12:00	05/26/20 14:27	1
Selenium	ND		0.0080		mg/L		05/22/20 12:00	05/26/20 14:27	1
Silver	ND		0.00040		mg/L		05/22/20 12:00	05/26/20 14:27	1
Thallium	ND		0.0010		mg/L		05/22/20 12:00	05/26/20 14:27	1
Vanadium	ND		0.0040		mg/L		05/22/20 12:00	05/26/20 14:27	1
Zinc	0.044		0.0070		mg/L		05/22/20 12:00	05/26/20 14:27	1

**General Chemistry**

Analyte	Result	Qualifier	RL	MDL	Unit	D	Prepared	Analyzed	Dil Fac
Fluoride	ND		0.20		mg/L			05/22/20 10:51	1
Nitrate Nitrite as N	2.1		0.40		mg/L			05/22/20 10:51	1
Chloride	57		0.90		mg/L			05/22/20 10:51	1
Sulfate	46		1.2		mg/L			05/22/20 10:51	1
Ammonia	ND		0.50		mg/L		05/29/20 11:38	05/29/20 11:41	1
Total Organic Carbon	32	F1	1.5		mg/L			05/30/20 23:21	1

Eurofins TestAmerica, Seattle

# Client Sample Results

Client: SCS Engineers  
 Project/Site: Coupeville Solid Waste Facility Groundwa

Job ID: 580-94839-1

**Client Sample ID: 0520-36**  
**Date Collected: 05/20/20 12:18**  
**Date Received: 05/21/20 12:10**

**Lab Sample ID: 580-94839-3**  
**Matrix: Water**

Analyte	Result	Qualifier	RL	RL	Unit	D	Prepared	Analyzed	Dil Fac
<b>Alkalinity</b>	<b>320</b>		5.0		mg/L			05/27/20 15:37	1
<b>Bicarbonate Alkalinity as CaCO3</b>	<b>320</b>		5.0		mg/L			05/27/20 15:37	1
Carbonate Alkalinity as CaCO3	ND		5.0		mg/L			05/27/20 15:37	1
Hydroxide Alkalinity as CaCO3	ND		5.0		mg/L			05/27/20 15:37	1
<b>Total Dissolved Solids</b>	<b>410</b>		10		mg/L			05/26/20 16:51	1
Chemical Oxygen Demand	ND		10		mg/L		05/22/20 10:54	05/22/20 16:38	1

# Client Sample Results

Client: SCS Engineers  
 Project/Site: Coupeville Solid Waste Facility Groundwa

Job ID: 580-94839-1

**Client Sample ID: 0520-37**

**Lab Sample ID: 580-94839-4**

Date Collected: 05/20/20 13:22

Matrix: Water

Date Received: 05/21/20 12:10

**Method: 8260C LL - Volatile Organic Compounds by GC/MS**

Analyte	Result	Qualifier	RL	MDL	Unit	D	Prepared	Analyzed	Dil Fac
1,1,1,2-Tetrachloroethane	ND		0.30		ug/L			05/26/20 16:12	1
1,1,1-Trichloroethane	ND		0.20		ug/L			05/26/20 16:12	1
1,1,2,2-Tetrachloroethane	ND		0.20		ug/L			05/26/20 16:12	1
1,1,2-Trichloroethane	ND		0.20		ug/L			05/26/20 16:12	1
1,1-Dichloroethane	ND		0.20		ug/L			05/26/20 16:12	1
1,1-Dichloroethene	ND		0.20		ug/L			05/26/20 16:12	1
1,2,3-Trichloropropane	ND		0.20		ug/L			05/26/20 16:12	1
1,2-Dibromo-3-Chloropropane	ND		2.0		ug/L			05/26/20 16:12	1
1,2-Dibromoethane	ND		0.10		ug/L			05/26/20 16:12	1
1,2-Dichlorobenzene	ND		0.30		ug/L			05/26/20 16:12	1
1,2-Dichloroethane	ND		0.20		ug/L			05/26/20 16:12	1
1,2-Dichloropropane	ND		0.20		ug/L			05/26/20 16:12	1
1,4-Dichlorobenzene	ND		0.30		ug/L			05/26/20 16:12	1
2-Butanone	ND		10		ug/L			05/26/20 16:12	1
2-Hexanone	ND		3.0		ug/L			05/26/20 16:12	1
4-Methyl-2-pentanone	ND		10		ug/L			05/26/20 16:12	1
Acetone	ND		10		ug/L			05/26/20 16:12	1
Acrylonitrile	ND		10		ug/L			05/26/20 16:12	1
Benzene	ND		0.20		ug/L			05/26/20 16:12	1
Bromochloromethane	ND		0.20		ug/L			05/26/20 16:12	1
Bromodichloromethane	ND		0.20		ug/L			05/26/20 16:12	1
Bromoform	ND		0.50		ug/L			05/26/20 16:12	1
Bromomethane	ND *		0.50		ug/L			05/26/20 16:12	1
Carbon disulfide	ND		0.30		ug/L			05/26/20 16:12	1
Carbon tetrachloride	ND		0.20		ug/L			05/26/20 16:12	1
Chlorobenzene	ND		0.20		ug/L			05/26/20 16:12	1
Chloroethane	ND		0.50		ug/L			05/26/20 16:12	1
Chloroform	ND		0.20		ug/L			05/26/20 16:12	1
Chloromethane	ND		0.50		ug/L			05/26/20 16:12	1
cis-1,2-Dichloroethene	ND		0.20		ug/L			05/26/20 16:12	1
cis-1,3-Dichloropropene	ND		0.20		ug/L			05/26/20 16:12	1
Dibromochloromethane	ND		0.20		ug/L			05/26/20 16:12	1
Dibromomethane	ND		0.20		ug/L			05/26/20 16:12	1
Ethylbenzene	ND		0.20		ug/L			05/26/20 16:12	1
m,p-Xylene	ND		0.50		ug/L			05/26/20 16:12	1
Methyl iodide	ND		0.50		ug/L			05/26/20 16:12	1
Methylene Chloride	ND		5.0		ug/L			05/26/20 16:12	1
o-Xylene	ND		0.50		ug/L			05/26/20 16:12	1
Styrene	ND		1.0		ug/L			05/26/20 16:12	1
Tetrachloroethene	ND		0.50		ug/L			05/26/20 16:12	1
Toluene	ND		0.20		ug/L			05/26/20 16:12	1
trans-1,2-Dichloroethene	ND		0.20		ug/L			05/26/20 16:12	1
trans-1,3-Dichloropropene	ND		0.20		ug/L			05/26/20 16:12	1
trans-1,4-Dichloro-2-butene	ND		2.0		ug/L			05/26/20 16:12	1
Trichlorofluoromethane	ND		0.50		ug/L			05/26/20 16:12	1
Vinyl acetate	ND		2.0		ug/L			05/26/20 16:12	1
Vinyl chloride	ND		0.020		ug/L			05/26/20 16:12	1

Surrogate	%Recovery	Qualifier	Limits	Prepared	Analyzed	Dil Fac
1,2-Dichloroethane-d4 (Surr)	103		80 - 120		05/26/20 16:12	1

Eurofins TestAmerica, Seattle

# Client Sample Results

Client: SCS Engineers  
 Project/Site: Coupeville Solid Waste Facility Groundwa

Job ID: 580-94839-1

**Client Sample ID: 0520-37**

**Lab Sample ID: 580-94839-4**

Date Collected: 05/20/20 13:22

Matrix: Water

Date Received: 05/21/20 12:10

## Method: 8260C LL - Volatile Organic Compounds by GC/MS (Continued)

Surrogate	%Recovery	Qualifier	Limits	Prepared	Analyzed	Dil Fac
4-Bromofluorobenzene (Surr)	103		80 - 120		05/26/20 16:12	1
Dibromofluoromethane (Surr)	99		80 - 120		05/26/20 16:12	1
Toluene-d8 (Surr)	97		80 - 120		05/26/20 16:12	1

## Method: 8260C LL - Volatile Organic Compounds by GC/MS - RA

Analyte	Result	Qualifier	RL	MDL	Unit	D	Prepared	Analyzed	Dil Fac
Trichloroethene	ND		0.20		ug/L			05/29/20 18:41	1

Surrogate	%Recovery	Qualifier	Limits	Prepared	Analyzed	Dil Fac
1,2-Dichloroethane-d4 (Surr)	100		80 - 120		05/29/20 18:41	1
4-Bromofluorobenzene (Surr)	103		80 - 120		05/29/20 18:41	1
Dibromofluoromethane (Surr)	97		80 - 120		05/29/20 18:41	1
Toluene-d8 (Surr)	97		80 - 120		05/29/20 18:41	1

## Method: 6010C - Metals (ICP) - Dissolved

Analyte	Result	Qualifier	RL	MDL	Unit	D	Prepared	Analyzed	Dil Fac
Calcium	96		1.1		mg/L		05/22/20 07:53	05/22/20 17:23	1
Iron	ND		0.30		mg/L		05/22/20 07:53	05/22/20 17:23	1
Magnesium	51		1.1		mg/L		05/22/20 07:53	05/22/20 17:23	1
Manganese	ND		0.020		mg/L		05/22/20 07:53	05/22/20 17:23	1
Potassium	4.4		3.3		mg/L		05/22/20 07:53	05/22/20 17:23	1
Sodium	34		2.0		mg/L		05/22/20 07:53	05/22/20 17:23	1

## Method: 6020A - Metals (ICP/MS) - Total Recoverable

Analyte	Result	Qualifier	RL	MDL	Unit	D	Prepared	Analyzed	Dil Fac
Antimony	ND		0.00080		mg/L		05/22/20 12:00	05/26/20 14:30	1
Arsenic	0.0020		0.0010		mg/L		05/22/20 12:00	05/26/20 14:30	1
Barium	0.029		0.0012		mg/L		05/22/20 12:00	05/26/20 14:30	1
Beryllium	ND		0.00040		mg/L		05/22/20 12:00	05/26/20 14:30	1
Cadmium	ND		0.00080		mg/L		05/22/20 12:00	05/26/20 14:30	1
Chromium	0.0026		0.00080		mg/L		05/22/20 12:00	05/26/20 14:30	1
Cobalt	ND		0.00040		mg/L		05/22/20 12:00	05/26/20 14:30	1
Copper	ND		0.0020		mg/L		05/22/20 12:00	05/26/20 14:30	1
Lead	ND		0.00080		mg/L		05/22/20 12:00	05/26/20 14:30	1
Nickel	ND		0.0030		mg/L		05/22/20 12:00	05/26/20 14:30	1
Selenium	ND		0.0080		mg/L		05/22/20 12:00	05/26/20 14:30	1
Silver	ND		0.00040		mg/L		05/22/20 12:00	05/26/20 14:30	1
Thallium	ND		0.0010		mg/L		05/22/20 12:00	05/26/20 14:30	1
Vanadium	ND		0.0040		mg/L		05/22/20 12:00	05/26/20 14:30	1
Zinc	ND		0.0070		mg/L		05/22/20 12:00	05/26/20 14:30	1

## General Chemistry

Analyte	Result	Qualifier	RL	MDL	Unit	D	Prepared	Analyzed	Dil Fac
Fluoride	ND		0.20		mg/L			05/22/20 11:26	1
Nitrate Nitrite as N	3.9		0.40		mg/L			05/22/20 11:26	1
Chloride	52	F1	0.90		mg/L			05/22/20 11:26	1
Sulfate	61		1.2		mg/L			05/22/20 11:26	1
Ammonia	ND		0.50		mg/L		05/29/20 11:39	05/29/20 11:41	1
Total Organic Carbon	45		1.5		mg/L			05/30/20 23:21	1

Eurofins TestAmerica, Seattle

# Client Sample Results

Client: SCS Engineers  
 Project/Site: Coupeville Solid Waste Facility Groundwa

Job ID: 580-94839-1

**Client Sample ID: 0520-37**  
**Date Collected: 05/20/20 13:22**  
**Date Received: 05/21/20 12:10**

**Lab Sample ID: 580-94839-4**  
**Matrix: Water**

Analyte	Result	Qualifier	RL	RL	Unit	D	Prepared	Analyzed	Dil Fac
<b>Alkalinity</b>	<b>380</b>		5.0		mg/L			05/27/20 15:37	1
<b>Bicarbonate Alkalinity as CaCO3</b>	<b>380</b>		5.0		mg/L			05/27/20 15:37	1
Carbonate Alkalinity as CaCO3	ND		5.0		mg/L			05/27/20 15:37	1
Hydroxide Alkalinity as CaCO3	ND		5.0		mg/L			05/27/20 15:37	1
<b>Total Dissolved Solids</b>	<b>540</b>		10		mg/L			05/26/20 16:51	1
<b>Chemical Oxygen Demand</b>	<b>11</b>		10		mg/L		05/22/20 10:54	05/22/20 16:38	1



# QC Sample Results

Client: SCS Engineers  
 Project/Site: Coupeville Solid Waste Facility Groundwa

Job ID: 580-94839-1

## Method: 8260C LL - Volatile Organic Compounds by GC/MS

**Lab Sample ID: MB 580-329050/7**  
**Matrix: Water**  
**Analysis Batch: 329050**

**Client Sample ID: Method Blank**  
**Prep Type: Total/NA**

Analyte	MB Result	MB Qualifier	RL	MDL	Unit	D	Prepared	Analyzed	Dil Fac
1,1,1,2-Tetrachloroethane	ND		0.30		ug/L			05/26/20 13:06	1
1,1,1-Trichloroethane	ND		0.20		ug/L			05/26/20 13:06	1
1,1,2,2-Tetrachloroethane	ND		0.20		ug/L			05/26/20 13:06	1
1,1,2-Trichloroethane	ND		0.20		ug/L			05/26/20 13:06	1
1,1-Dichloroethane	ND		0.20		ug/L			05/26/20 13:06	1
1,1-Dichloroethene	ND		0.20		ug/L			05/26/20 13:06	1
1,2,3-Trichloropropane	ND		0.20		ug/L			05/26/20 13:06	1
1,2-Dibromo-3-Chloropropane	ND		2.0		ug/L			05/26/20 13:06	1
1,2-Dibromoethane	ND		0.10		ug/L			05/26/20 13:06	1
1,2-Dichlorobenzene	ND		0.30		ug/L			05/26/20 13:06	1
1,2-Dichloroethane	ND		0.20		ug/L			05/26/20 13:06	1
1,2-Dichloropropane	ND		0.20		ug/L			05/26/20 13:06	1
1,4-Dichlorobenzene	ND		0.30		ug/L			05/26/20 13:06	1
2-Butanone	ND		10		ug/L			05/26/20 13:06	1
2-Hexanone	ND		3.0		ug/L			05/26/20 13:06	1
4-Methyl-2-pentanone	ND		10		ug/L			05/26/20 13:06	1
Acetone	ND		10		ug/L			05/26/20 13:06	1
Acrylonitrile	ND		10		ug/L			05/26/20 13:06	1
Benzene	ND		0.20		ug/L			05/26/20 13:06	1
Bromochloromethane	ND		0.20		ug/L			05/26/20 13:06	1
Bromodichloromethane	ND		0.20		ug/L			05/26/20 13:06	1
Bromoform	ND		0.50		ug/L			05/26/20 13:06	1
Bromomethane	ND		0.50		ug/L			05/26/20 13:06	1
Carbon disulfide	ND		0.30		ug/L			05/26/20 13:06	1
Carbon tetrachloride	ND		0.20		ug/L			05/26/20 13:06	1
Chlorobenzene	ND		0.20		ug/L			05/26/20 13:06	1
Chloroethane	ND		0.50		ug/L			05/26/20 13:06	1
Chloroform	ND		0.20		ug/L			05/26/20 13:06	1
Chloromethane	ND		0.50		ug/L			05/26/20 13:06	1
cis-1,2-Dichloroethene	ND		0.20		ug/L			05/26/20 13:06	1
cis-1,3-Dichloropropene	ND		0.20		ug/L			05/26/20 13:06	1
Dibromochloromethane	ND		0.20		ug/L			05/26/20 13:06	1
Dibromomethane	ND		0.20		ug/L			05/26/20 13:06	1
Ethylbenzene	ND		0.20		ug/L			05/26/20 13:06	1
m,p-Xylene	ND		0.50		ug/L			05/26/20 13:06	1
Methyl iodide	ND		0.50		ug/L			05/26/20 13:06	1
Methylene Chloride	ND		5.0		ug/L			05/26/20 13:06	1
o-Xylene	ND		0.50		ug/L			05/26/20 13:06	1
Styrene	ND		1.0		ug/L			05/26/20 13:06	1
Tetrachloroethene	ND		0.50		ug/L			05/26/20 13:06	1
Toluene	ND		0.20		ug/L			05/26/20 13:06	1
trans-1,2-Dichloroethene	ND		0.20		ug/L			05/26/20 13:06	1
trans-1,3-Dichloropropene	ND		0.20		ug/L			05/26/20 13:06	1
trans-1,4-Dichloro-2-butene	ND		2.0		ug/L			05/26/20 13:06	1
Trichlorofluoromethane	ND		0.50		ug/L			05/26/20 13:06	1
Vinyl acetate	ND		2.0		ug/L			05/26/20 13:06	1
Vinyl chloride	ND		0.020		ug/L			05/26/20 13:06	1

# QC Sample Results

Client: SCS Engineers  
 Project/Site: Coupeville Solid Waste Facility Groundwa

Job ID: 580-94839-1

## Method: 8260C LL - Volatile Organic Compounds by GC/MS (Continued)

**Lab Sample ID: MB 580-329050/7**  
**Matrix: Water**  
**Analysis Batch: 329050**

**Client Sample ID: Method Blank**  
**Prep Type: Total/NA**

Surrogate	MB %Recovery	MB Qualifier	Limits	Prepared	Analyzed	Dil Fac
1,2-Dichloroethane-d4 (Surr)	97		80 - 120		05/26/20 13:06	1
4-Bromofluorobenzene (Surr)	101		80 - 120		05/26/20 13:06	1
Dibromofluoromethane (Surr)	96		80 - 120		05/26/20 13:06	1
Toluene-d8 (Surr)	97		80 - 120		05/26/20 13:06	1

**Lab Sample ID: LCS 580-329050/4**  
**Matrix: Water**  
**Analysis Batch: 329050**

**Client Sample ID: Lab Control Sample**  
**Prep Type: Total/NA**

Analyte	Spike Added	LCS Result	LCS Qualifier	Unit	D	%Rec	%Rec. Limits
1,1,1,2-Tetrachloroethane	5.00	4.58		ug/L		92	79 - 127
1,1,1-Trichloroethane	5.00	4.27		ug/L		85	74 - 128
1,1,2,2-Tetrachloroethane	5.00	4.66		ug/L		93	69 - 139
1,1,2-Trichloroethane	5.00	4.62		ug/L		92	80 - 127
1,1-Dichloroethane	5.00	4.35		ug/L		87	74 - 135
1,1-Dichloroethene	5.00	4.45		ug/L		89	71 - 126
1,2,3-Trichloropropane	5.00	4.47		ug/L		89	80 - 127
1,2-Dibromo-3-Chloropropane	5.00	4.35		ug/L		87	69 - 130
1,2-Dibromoethane	5.00	4.84		ug/L		97	80 - 126
1,2-Dichlorobenzene	5.00	4.93		ug/L		99	80 - 129
1,2-Dichloroethane	5.00	4.40		ug/L		88	74 - 130
1,2-Dichloropropane	5.00	4.44		ug/L		89	80 - 130
1,4-Dichlorobenzene	5.00	4.83		ug/L		97	80 - 129
2-Butanone	25.0	20.7		ug/L		83	64 - 136
2-Hexanone	25.0	21.0		ug/L		84	67 - 144
4-Methyl-2-pentanone	25.0	21.1		ug/L		84	65 - 137
Acetone	25.0	20.2		ug/L		81	49 - 150
Acrylonitrile	50.0	41.9		ug/L		84	78 - 126
Benzene	5.00	4.56		ug/L		91	73 - 133
Bromochloromethane	5.00	4.86		ug/L		97	79 - 131
Bromodichloromethane	5.00	4.50		ug/L		90	74 - 131
Bromoform	5.00	4.18		ug/L		84	69 - 137
Bromomethane	5.00	3.70		ug/L		74	68 - 120
Carbon disulfide	5.00	3.80		ug/L		76	65 - 128
Carbon tetrachloride	5.00	4.17		ug/L		83	71 - 132
Chlorobenzene	5.00	5.19		ug/L		104	80 - 123
Chloroethane	5.00	3.69		ug/L		74	49 - 135
Chloroform	5.00	4.64		ug/L		93	80 - 130
Chloromethane	5.00	3.20		ug/L		64	32 - 143
cis-1,2-Dichloroethene	5.00	4.76		ug/L		95	72 - 130
cis-1,3-Dichloropropene	5.00	4.29		ug/L		86	66 - 141
Dibromochloromethane	5.00	4.82		ug/L		96	76 - 131
Dibromomethane	5.00	4.68		ug/L		94	65 - 141
Ethylbenzene	5.00	4.38		ug/L		88	80 - 130
m,p-Xylene	5.00	4.54		ug/L		91	78 - 130
Methyl iodide	5.00	4.40		ug/L		88	60 - 133
Methylene Chloride	5.00	4.04	J	ug/L		81	75 - 134
o-Xylene	5.00	5.16		ug/L		103	80 - 139

Eurofins TestAmerica, Seattle

# QC Sample Results

Client: SCS Engineers  
 Project/Site: Coupeville Solid Waste Facility Groundwa

Job ID: 580-94839-1

## Method: 8260C LL - Volatile Organic Compounds by GC/MS (Continued)

**Lab Sample ID: LCS 580-329050/4**  
**Matrix: Water**  
**Analysis Batch: 329050**

**Client Sample ID: Lab Control Sample**  
**Prep Type: Total/NA**

Analyte	Spike Added	LCS Result	LCS Qualifier	Unit	D	%Rec	%Rec. Limits
Styrene	5.00	5.29		ug/L		106	74 - 136
Tetrachloroethene	5.00	4.71		ug/L		94	75 - 131
Toluene	5.00	4.37		ug/L		87	80 - 126
trans-1,2-Dichloroethene	5.00	4.77		ug/L		95	63 - 133
trans-1,3-Dichloropropene	5.00	4.01		ug/L		80	71 - 128
trans-1,4-Dichloro-2-butene	5.00	3.48		ug/L		70	45 - 144
Trichlorofluoromethane	5.00	4.01		ug/L		80	60 - 132
Vinyl acetate	12.5	11.3		ug/L		90	50 - 150
Vinyl chloride	5.00	3.28		ug/L		66	52 - 128

Surrogate	LCS %Recovery	LCS Qualifier	Limits
1,2-Dichloroethane-d4 (Surr)	96		80 - 120
4-Bromofluorobenzene (Surr)	100		80 - 120
Dibromofluoromethane (Surr)	103		80 - 120
Toluene-d8 (Surr)	99		80 - 120

**Lab Sample ID: LCSD 580-329050/5**  
**Matrix: Water**  
**Analysis Batch: 329050**

**Client Sample ID: Lab Control Sample Dup**  
**Prep Type: Total/NA**

Analyte	Spike Added	LCSD Result	LCSD Qualifier	Unit	D	%Rec	%Rec. Limits	RPD	RPD Limit
1,1,1,2-Tetrachloroethane	5.00	4.38		ug/L		88	79 - 127	4	20
1,1,1-Trichloroethane	5.00	3.92		ug/L		78	74 - 128	9	14
1,1,2,2-Tetrachloroethane	5.00	4.75		ug/L		95	69 - 139	2	22
1,1,2-Trichloroethane	5.00	4.83		ug/L		97	80 - 127	5	19
1,1-Dichloroethane	5.00	4.00		ug/L		80	74 - 135	8	20
1,1-Dichloroethene	5.00	4.02		ug/L		80	71 - 126	10	17
1,2,3-Trichloropropane	5.00	4.71		ug/L		94	80 - 127	5	20
1,2-Dibromo-3-Chloropropane	5.00	4.28		ug/L		86	69 - 130	2	26
1,2-Dibromoethane	5.00	5.12		ug/L		102	80 - 126	6	20
1,2-Dichlorobenzene	5.00	4.73		ug/L		95	80 - 129	4	14
1,2-Dichloroethane	5.00	4.51		ug/L		90	74 - 130	3	15
1,2-Dichloropropane	5.00	4.50		ug/L		90	80 - 130	1	14
1,4-Dichlorobenzene	5.00	4.71		ug/L		94	80 - 129	3	11
2-Butanone	25.0	22.1		ug/L		88	64 - 136	6	23
2-Hexanone	25.0	22.5		ug/L		90	67 - 144	7	21
4-Methyl-2-pentanone	25.0	22.0		ug/L		88	65 - 137	4	24
Acetone	25.0	20.5		ug/L		82	49 - 150	2	24
Acrylonitrile	50.0	41.1		ug/L		82	78 - 126	2	14
Benzene	5.00	4.42		ug/L		88	73 - 133	3	20
Bromochloromethane	5.00	4.69		ug/L		94	79 - 131	4	20
Bromodichloromethane	5.00	4.59		ug/L		92	74 - 131	2	20
Bromoform	5.00	4.20		ug/L		84	69 - 137	0	20
Bromomethane	5.00	3.30	*	ug/L		66	68 - 120	12	18
Carbon disulfide	5.00	3.41		ug/L		68	65 - 128	11	23
Carbon tetrachloride	5.00	3.79		ug/L		76	71 - 132	10	15
Chlorobenzene	5.00	5.06		ug/L		101	80 - 123	3	12
Chloroethane	5.00	3.18		ug/L		64	49 - 135	15	27

Eurofins TestAmerica, Seattle

# QC Sample Results

Client: SCS Engineers  
Project/Site: Coupeville Solid Waste Facility Groundwa

Job ID: 580-94839-1

## Method: 8260C LL - Volatile Organic Compounds by GC/MS (Continued)

**Lab Sample ID: LCSD 580-329050/5**  
**Matrix: Water**  
**Analysis Batch: 329050**

**Client Sample ID: Lab Control Sample Dup**  
**Prep Type: Total/NA**

Analyte	Spike Added	LCSD Result	LCSD Qualifier	Unit	D	%Rec	%Rec. Limits	RPD	RPD Limit
Chloroform	5.00	4.39		ug/L		88	80 - 130	6	20
Chloromethane	5.00	2.74		ug/L		55	32 - 143	15	23
cis-1,2-Dichloroethene	5.00	4.46		ug/L		89	72 - 130	7	20
cis-1,3-Dichloropropene	5.00	4.42		ug/L		88	66 - 141	3	22
Dibromochloromethane	5.00	4.96		ug/L		99	76 - 131	3	20
Dibromomethane	5.00	4.74		ug/L		95	65 - 141	1	20
Ethylbenzene	5.00	4.15		ug/L		83	80 - 130	5	20
m,p-Xylene	5.00	4.33		ug/L		87	78 - 130	5	20
Methyl iodide	5.00	4.00		ug/L		80	60 - 133	10	15
Methylene Chloride	5.00	3.77	J	ug/L		75	75 - 134	7	18
o-Xylene	5.00	4.87		ug/L		97	80 - 139	6	20
Styrene	5.00	5.17		ug/L		103	74 - 136	2	20
Tetrachloroethene	5.00	4.50		ug/L		90	75 - 131	4	20
Toluene	5.00	4.25		ug/L		85	80 - 126	3	20
trans-1,2-Dichloroethene	5.00	4.33		ug/L		87	63 - 133	10	17
trans-1,3-Dichloropropene	5.00	4.26		ug/L		85	71 - 128	6	21
trans-1,4-Dichloro-2-butene	5.00	3.68		ug/L		74	45 - 144	5	31
Trichlorofluoromethane	5.00	3.69		ug/L		74	60 - 132	8	20
Vinyl acetate	12.5	12.0		ug/L		96	50 - 150	6	29
Vinyl chloride	5.00	2.75		ug/L		55	52 - 128	18	21

Surrogate	LCSD %Recovery	LCSD Qualifier	LCSD Limits
1,2-Dichloroethane-d4 (Surr)	99		80 - 120
4-Bromofluorobenzene (Surr)	101		80 - 120
Dibromofluoromethane (Surr)	100		80 - 120
Toluene-d8 (Surr)	98		80 - 120

**Lab Sample ID: MB 580-329341/7**  
**Matrix: Water**  
**Analysis Batch: 329341**

**Client Sample ID: Method Blank**  
**Prep Type: Total/NA**

Analyte	MB Result	MB Qualifier	RL	MDL	Unit	D	Prepared	Analyzed	Dil Fac
Trichloroethene	ND		0.20		ug/L			05/29/20 12:30	1

Surrogate	MB %Recovery	MB Qualifier	MB Limits	Prepared	Analyzed	Dil Fac
1,2-Dichloroethane-d4 (Surr)	100		80 - 120		05/29/20 12:30	1
4-Bromofluorobenzene (Surr)	101		80 - 120		05/29/20 12:30	1
Dibromofluoromethane (Surr)	102		80 - 120		05/29/20 12:30	1
Toluene-d8 (Surr)	100		80 - 120		05/29/20 12:30	1

**Lab Sample ID: LCS 580-329341/28**  
**Matrix: Water**  
**Analysis Batch: 329341**

**Client Sample ID: Lab Control Sample**  
**Prep Type: Total/NA**

Analyte	Spike Added	LCS Result	LCS Qualifier	Unit	D	%Rec	%Rec. Limits
Trichloroethene	5.00	5.83		ug/L		117	72 - 136

Eurofins TestAmerica, Seattle

# QC Sample Results

Client: SCS Engineers  
 Project/Site: Coupeville Solid Waste Facility Groundwa

Job ID: 580-94839-1

## Method: 8260C LL - Volatile Organic Compounds by GC/MS (Continued)

**Lab Sample ID: LCS 580-329341/28**  
**Matrix: Water**  
**Analysis Batch: 329341**

**Client Sample ID: Lab Control Sample**  
**Prep Type: Total/NA**

Surrogate	LCS LCS		Limits
	%Recovery	Qualifier	
1,2-Dichloroethane-d4 (Surr)	101		80 - 120
4-Bromofluorobenzene (Surr)	100		80 - 120
Dibromofluoromethane (Surr)	103		80 - 120
Toluene-d8 (Surr)	100		80 - 120

**Lab Sample ID: LCSD 580-329341/5**  
**Matrix: Water**  
**Analysis Batch: 329341**

**Client Sample ID: Lab Control Sample Dup**  
**Prep Type: Total/NA**

Analyte	Spike Added	LCSD Result	LCSD Qualifier	Unit	D	%Rec	%Rec. Limits	RPD	RPD Limit

Surrogate	LCSD LCSD		Limits
	%Recovery	Qualifier	
1,2-Dichloroethane-d4 (Surr)	95		80 - 120
4-Bromofluorobenzene (Surr)	104		80 - 120
Dibromofluoromethane (Surr)	106		80 - 120
Toluene-d8 (Surr)	101		80 - 120

## Method: 6010C - Metals (ICP)

**Lab Sample ID: MB 580-328876/13-A**  
**Matrix: Water**  
**Analysis Batch: 329048**

**Client Sample ID: Method Blank**  
**Prep Type: Total Recoverable**  
**Prep Batch: 328876**

Analyte	MB MB		RL	MDL	Unit	D	Prepared	Analyzed	Dil Fac
	Result	Qualifier							
Calcium	ND		1.1		mg/L		05/22/20 07:53	05/22/20 16:42	1
Iron	ND		0.30		mg/L		05/22/20 07:53	05/22/20 16:42	1
Magnesium	ND		1.1		mg/L		05/22/20 07:53	05/22/20 16:42	1
Manganese	ND		0.020		mg/L		05/22/20 07:53	05/22/20 16:42	1
Potassium	ND		3.3		mg/L		05/22/20 07:53	05/22/20 16:42	1
Sodium	ND		2.0		mg/L		05/22/20 07:53	05/22/20 16:42	1

**Lab Sample ID: LCS 580-328876/14-A**  
**Matrix: Water**  
**Analysis Batch: 329048**

**Client Sample ID: Lab Control Sample**  
**Prep Type: Total Recoverable**  
**Prep Batch: 328876**

Analyte	Spike Added	LCS Result	LCS Qualifier	Unit	D	%Rec	%Rec. Limits
Iron	20.0	18.4		mg/L		92	80 - 120
Magnesium	20.0	18.1		mg/L		91	80 - 120
Manganese	1.00	0.932		mg/L		93	80 - 120
Potassium	20.0	18.6		mg/L		93	80 - 120
Sodium	20.0	17.9		mg/L		89	80 - 120

# QC Sample Results

Client: SCS Engineers  
 Project/Site: Coupeville Solid Waste Facility Groundwa

Job ID: 580-94839-1

## Method: 6010C - Metals (ICP) (Continued)

**Lab Sample ID: LCSD 580-328876/15-A**  
**Matrix: Water**  
**Analysis Batch: 329048**

**Client Sample ID: Lab Control Sample Dup**  
**Prep Type: Total Recoverable**  
**Prep Batch: 328876**

Analyte	Spike Added	LCSD Result	LCSD Qualifier	Unit	D	%Rec	Limits	RPD	RPD Limit	
									%Rec.	RPD
Calcium	20.0	18.9		mg/L		94	80 - 120	1	20	20
Iron	20.0	18.5		mg/L		93	80 - 120	1	20	20
Magnesium	20.0	18.4		mg/L		92	80 - 120	1	20	20
Manganese	1.00	0.932		mg/L		93	80 - 120	0	20	20
Potassium	20.0	18.9		mg/L		94	80 - 120	2	20	20
Sodium	20.0	18.1		mg/L		91	80 - 120	1	20	20

**Lab Sample ID: 580-94839-1 MS**  
**Matrix: Water**  
**Analysis Batch: 329048**

**Client Sample ID: 0520-32**  
**Prep Type: Dissolved**  
**Prep Batch: 328876**

Analyte	Sample Result	Sample Qualifier	Spike Added	MS Result	MS Qualifier	Unit	D	%Rec	Limits	RPD Limit	
										%Rec.	RPD
Calcium	110		20.0	127	4	mg/L		96	75 - 125		
Iron	1.1		20.0	19.9		mg/L		94	75 - 125		
Magnesium	60		20.0	78.0		mg/L		92	75 - 125		
Manganese	0.084		1.00	1.02		mg/L		93	75 - 125		
Potassium	7.9		20.0	27.1		mg/L		96	75 - 125		
Sodium	31		20.0	49.4		mg/L		94	75 - 125		

**Lab Sample ID: 580-94839-1 MSD**  
**Matrix: Water**  
**Analysis Batch: 329048**

**Client Sample ID: 0520-32**  
**Prep Type: Dissolved**  
**Prep Batch: 328876**

Analyte	Sample Result	Sample Qualifier	Spike Added	MSD Result	MSD Qualifier	Unit	D	%Rec	Limits	RPD Limit	
										%Rec.	RPD
Calcium	110		20.0	129	4	mg/L		108	75 - 125	2	20
Iron	1.1		20.0	20.5		mg/L		97	75 - 125	3	20
Magnesium	60		20.0	79.7		mg/L		100	75 - 125	2	20
Manganese	0.084		1.00	1.06		mg/L		97	75 - 125	4	20
Potassium	7.9		20.0	27.8		mg/L		99	75 - 125	3	20
Sodium	31		20.0	50.7		mg/L		101	75 - 125	3	20

**Lab Sample ID: 580-94839-1 DU**  
**Matrix: Water**  
**Analysis Batch: 329048**

**Client Sample ID: 0520-32**  
**Prep Type: Dissolved**  
**Prep Batch: 328876**

Analyte	Sample Result	Sample Qualifier	DU Result	DU Qualifier	Unit	D	RPD	RPD Limit	
								RPD	Limit
Calcium	110		110		mg/L		2	20	20
Iron	1.1		1.01		mg/L		6	20	20
Magnesium	60		60.4		mg/L		1	20	20
Manganese	0.084		0.0845		mg/L		0.7	20	20
Potassium	7.9		8.09		mg/L		2	20	20
Sodium	31		31.0		mg/L		1	20	20

# QC Sample Results

Client: SCS Engineers  
 Project/Site: Coupeville Solid Waste Facility Groundwa

Job ID: 580-94839-1

## Method: 6020A - Metals (ICP/MS)

**Lab Sample ID: MB 580-328905/14-A**  
**Matrix: Water**  
**Analysis Batch: 329129**

**Client Sample ID: Method Blank**  
**Prep Type: Total Recoverable**  
**Prep Batch: 328905**

Analyte	MB Result	MB Qualifier	RL	MDL	Unit	D	Prepared	Analyzed	Dil Fac
Antimony	ND		0.00080		mg/L		05/22/20 10:49	05/26/20 12:57	1
Arsenic	ND		0.0010		mg/L		05/22/20 10:49	05/26/20 12:57	1
Barium	ND		0.0012		mg/L		05/22/20 10:49	05/26/20 12:57	1
Beryllium	ND		0.00040		mg/L		05/22/20 10:49	05/26/20 12:57	1
Cadmium	ND		0.00080		mg/L		05/22/20 10:49	05/26/20 12:57	1
Chromium	ND		0.00080		mg/L		05/22/20 10:49	05/26/20 12:57	1
Cobalt	ND		0.00040		mg/L		05/22/20 10:49	05/26/20 12:57	1
Copper	ND		0.0020		mg/L		05/22/20 10:49	05/26/20 12:57	1
Lead	ND		0.00080		mg/L		05/22/20 10:49	05/26/20 12:57	1
Nickel	ND		0.0030		mg/L		05/22/20 10:49	05/26/20 12:57	1
Selenium	ND		0.0080		mg/L		05/22/20 10:49	05/26/20 12:57	1
Silver	ND		0.00040		mg/L		05/22/20 10:49	05/26/20 12:57	1
Thallium	ND		0.0010		mg/L		05/22/20 10:49	05/26/20 12:57	1
Vanadium	ND		0.0040		mg/L		05/22/20 10:49	05/26/20 12:57	1
Zinc	ND		0.0070		mg/L		05/22/20 10:49	05/26/20 12:57	1

**Lab Sample ID: LCS 580-328905/15-A**  
**Matrix: Water**  
**Analysis Batch: 329129**

**Client Sample ID: Lab Control Sample**  
**Prep Type: Total Recoverable**  
**Prep Batch: 328905**

Analyte	Spike Added	LCS Result	LCS Qualifier	Unit	D	%Rec	%Rec. Limits
Antimony	1.00	1.03		mg/L		103	80 - 120
Arsenic	1.00	0.989		mg/L		99	80 - 120
Barium	1.00	1.03		mg/L		103	80 - 120
Beryllium	1.00	1.01		mg/L		101	80 - 120
Cadmium	1.00	1.02		mg/L		102	80 - 120
Chromium	1.00	0.998		mg/L		100	80 - 120
Cobalt	1.00	0.979		mg/L		98	80 - 120
Copper	1.00	0.990		mg/L		99	80 - 120
Lead	1.00	0.995		mg/L		99	80 - 120
Nickel	1.00	0.982		mg/L		98	80 - 120
Selenium	1.00	1.02		mg/L		102	80 - 120
Silver	1.00	0.991		mg/L		99	80 - 120
Thallium	1.00	1.01		mg/L		101	80 - 120
Vanadium	1.00	0.998		mg/L		100	80 - 120
Zinc	1.00	0.997		mg/L		100	80 - 120

**Lab Sample ID: LCSD 580-328905/16-A**  
**Matrix: Water**  
**Analysis Batch: 329129**

**Client Sample ID: Lab Control Sample Dup**  
**Prep Type: Total Recoverable**  
**Prep Batch: 328905**

Analyte	Spike Added	LCSD Result	LCSD Qualifier	Unit	D	%Rec	%Rec. Limits	RPD	Limit
Antimony	1.00	1.03		mg/L		103	80 - 120	0	20
Arsenic	1.00	0.989		mg/L		99	80 - 120	0	20
Barium	1.00	1.02		mg/L		102	80 - 120	2	20
Beryllium	1.00	1.01		mg/L		101	80 - 120	1	20
Cadmium	1.00	1.03		mg/L		103	80 - 120	1	20
Chromium	1.00	0.991		mg/L		99	80 - 120	1	20
Cobalt	1.00	0.986		mg/L		99	80 - 120	1	20

Eurofins TestAmerica, Seattle

# QC Sample Results

Client: SCS Engineers  
 Project/Site: Coupeville Solid Waste Facility Groundwa

Job ID: 580-94839-1

## Method: 6020A - Metals (ICP/MS) (Continued)

Lab Sample ID: LCSD 580-328905/16-A  
 Matrix: Water  
 Analysis Batch: 329129

Client Sample ID: Lab Control Sample Dup  
 Prep Type: Total Recoverable  
 Prep Batch: 328905

Analyte	Spike Added	LCSD Result	LCSD Qualifier	Unit	D	%Rec	%Rec. Limits	RPD	RPD Limit
Copper	1.00	0.982		mg/L		98	80 - 120	1	20
Lead	1.00	0.995		mg/L		100	80 - 120	0	20
Nickel	1.00	0.983		mg/L		98	80 - 120	0	20
Selenium	1.00	1.01		mg/L		101	80 - 120	1	20
Silver	1.00	0.995		mg/L		99	80 - 120	0	20
Thallium	1.00	1.02		mg/L		102	80 - 120	2	20
Vanadium	1.00	0.994		mg/L		99	80 - 120	0	20
Zinc	1.00	1.00		mg/L		100	80 - 120	0	20

## Method: 300.0 - Anions, Ion Chromatography

Lab Sample ID: MB 580-328936/6  
 Matrix: Water  
 Analysis Batch: 328936

Client Sample ID: Method Blank  
 Prep Type: Total/NA

Analyte	MB Result	MB Qualifier	RL	MDL	Unit	D	Prepared	Analyzed	Dil Fac
Fluoride	ND		0.20		mg/L			05/22/20 09:06	1
Chloride	ND		0.90		mg/L			05/22/20 09:06	1
Sulfate	ND		1.2		mg/L			05/22/20 09:06	1

Lab Sample ID: LCS 580-328936/7  
 Matrix: Water  
 Analysis Batch: 328936

Client Sample ID: Lab Control Sample  
 Prep Type: Total/NA

Analyte	Spike Added	LCS Result	LCS Qualifier	Unit	D	%Rec	%Rec. Limits
Fluoride	5.00	5.19		mg/L		104	90 - 110
Chloride	50.0	51.8		mg/L		104	90 - 110
Sulfate	50.0	50.6		mg/L		101	90 - 110

Lab Sample ID: LCSD 580-328936/8  
 Matrix: Water  
 Analysis Batch: 328936

Client Sample ID: Lab Control Sample Dup  
 Prep Type: Total/NA

Analyte	Spike Added	LCSD Result	LCSD Qualifier	Unit	D	%Rec	%Rec. Limits	RPD	RPD Limit
Fluoride	5.00	5.22		mg/L		104	90 - 110	1	15
Chloride	50.0	51.8		mg/L		104	90 - 110	0	15
Sulfate	50.0	49.4		mg/L		99	90 - 110	2	15

Lab Sample ID: 580-94839-4 MS  
 Matrix: Water  
 Analysis Batch: 328936

Client Sample ID: 0520-37  
 Prep Type: Total/NA

Analyte	Sample Result	Sample Qualifier	Spike Added	MS Result	MS Qualifier	Unit	D	%Rec	%Rec. Limits
Fluoride	ND		5.00	4.85		mg/L		97	90 - 110
Chloride	52	F1	50.0	96.4	F1	mg/L		89	90 - 110
Sulfate	61		50.0	107		mg/L		92	90 - 110

# QC Sample Results

Client: SCS Engineers  
Project/Site: Coupeville Solid Waste Facility Groundwa

Job ID: 580-94839-1

## Method: 300.0 - Anions, Ion Chromatography (Continued)

**Lab Sample ID: 580-94839-4 MSD**  
**Matrix: Water**  
**Analysis Batch: 328936**

**Client Sample ID: 0520-37**  
**Prep Type: Total/NA**

Analyte	Sample Result	Sample Qualifier	Spike Added	MSD Result	MSD Qualifier	Unit	D	%Rec	%Rec. Limits	RPD	RPD Limit
Fluoride	ND		5.00	4.90		mg/L		98	90 - 110	1	15
Chloride	52	F1	50.0	96.7	F1	mg/L		89	90 - 110	0	15
Sulfate	61		50.0	108		mg/L		94	90 - 110	1	15

**Lab Sample ID: MB 580-329071/3**  
**Matrix: Water**  
**Analysis Batch: 329071**

**Client Sample ID: Method Blank**  
**Prep Type: Total/NA**

Analyte	MB Result	MB Qualifier	RL	MDL	Unit	D	Prepared	Analyzed	Dil Fac
Nitrate Nitrite as N	ND		0.40		mg/L			05/22/20 09:06	1

**Lab Sample ID: LCS 580-329071/4**  
**Matrix: Water**  
**Analysis Batch: 329071**

**Client Sample ID: Lab Control Sample**  
**Prep Type: Total/NA**

Analyte	Spike Added	LCS Result	LCS Qualifier	Unit	D	%Rec	%Rec. Limits
Nitrate Nitrite as N	10.0	10.2		mg/L		102	90 - 110

**Lab Sample ID: LCSD 580-329071/5**  
**Matrix: Water**  
**Analysis Batch: 329071**

**Client Sample ID: Lab Control Sample Dup**  
**Prep Type: Total/NA**

Analyte	Spike Added	LCSD Result	LCSD Qualifier	Unit	D	%Rec	%Rec. Limits	RPD	RPD Limit
Nitrate Nitrite as N	10.0	10.1		mg/L		101	90 - 110	1	15

**Lab Sample ID: 580-94839-4 MS**  
**Matrix: Water**  
**Analysis Batch: 329071**

**Client Sample ID: 0520-37**  
**Prep Type: Total/NA**

Analyte	Sample Result	Sample Qualifier	Spike Added	MS Result	MS Qualifier	Unit	D	%Rec	%Rec. Limits
Nitrate Nitrite as N	3.9		10.0	14.4		mg/L		105	90 - 110

**Lab Sample ID: 580-94839-4 MSD**  
**Matrix: Water**  
**Analysis Batch: 329071**

**Client Sample ID: 0520-37**  
**Prep Type: Total/NA**

Analyte	Sample Result	Sample Qualifier	Spike Added	MSD Result	MSD Qualifier	Unit	D	%Rec	%Rec. Limits	RPD	RPD Limit
Nitrate Nitrite as N	3.9		10.0	14.5		mg/L		105	90 - 110	0	15

## Method: 350.1 - Nitrogen, Ammonia

**Lab Sample ID: MB 580-329397/1-A**  
**Matrix: Water**  
**Analysis Batch: 329398**

**Client Sample ID: Method Blank**  
**Prep Type: Total/NA**  
**Prep Batch: 329397**

Analyte	MB Result	MB Qualifier	RL	MDL	Unit	D	Prepared	Analyzed	Dil Fac
Ammonia	ND		0.50		mg/L		05/29/20 11:38	05/29/20 11:41	1

Eurofins TestAmerica, Seattle

# QC Sample Results

Client: SCS Engineers  
 Project/Site: Coupeville Solid Waste Facility Groundwa

Job ID: 580-94839-1

## Method: 350.1 - Nitrogen, Ammonia (Continued)

Lab Sample ID: LCS 580-329397/2-A  
 Matrix: Water  
 Analysis Batch: 329398

Client Sample ID: Lab Control Sample  
 Prep Type: Total/NA  
 Prep Batch: 329397  
 %Rec.

Analyte	Spike Added	LCS Result	LCS Qualifier	Unit	D	%Rec	Limits
Ammonia	2.00	1.88		mg/L		94	90 - 110

## Method: SM 2320B - Alkalinity

Lab Sample ID: LCS 580-329205/2  
 Matrix: Water  
 Analysis Batch: 329205

Client Sample ID: Lab Control Sample  
 Prep Type: Total/NA

Analyte	Spike Added	LCS Result	LCS Qualifier	Unit	D	%Rec	Limits
Alkalinity	100	95.9		mg/L		96	85 - 115

## Method: SM 2540C - Solids, Total Dissolved (TDS)

Lab Sample ID: MB 580-329104/1  
 Matrix: Water  
 Analysis Batch: 329104

Client Sample ID: Method Blank  
 Prep Type: Total/NA

Analyte	MB Result	MB Qualifier	RL	RL	Unit	D	Prepared	Analyzed	Dil Fac
Total Dissolved Solids	ND		10		mg/L			05/26/20 16:51	1

Lab Sample ID: LCS 580-329104/2  
 Matrix: Water  
 Analysis Batch: 329104

Client Sample ID: Lab Control Sample  
 Prep Type: Total/NA

Analyte	Spike Added	LCS Result	LCS Qualifier	Unit	D	%Rec	Limits
Total Dissolved Solids	1000	904		mg/L		90	80 - 120

## Method: SM 5220D - COD

Lab Sample ID: MB 580-328907/3-A  
 Matrix: Water  
 Analysis Batch: 328947

Client Sample ID: Method Blank  
 Prep Type: Total/NA  
 Prep Batch: 328907

Analyte	MB Result	MB Qualifier	RL	RL	Unit	D	Prepared	Analyzed	Dil Fac
Chemical Oxygen Demand	ND		10		mg/L		05/22/20 10:54	05/22/20 16:38	1

Lab Sample ID: LCS 580-328907/4-A  
 Matrix: Water  
 Analysis Batch: 328947

Client Sample ID: Lab Control Sample  
 Prep Type: Total/NA  
 Prep Batch: 328907  
 %Rec.

Analyte	Spike Added	LCS Result	LCS Qualifier	Unit	D	%Rec	Limits
Chemical Oxygen Demand	75.0	81.5		mg/L		109	80 - 120

Lab Sample ID: LCSD 580-328907/5-A  
 Matrix: Water  
 Analysis Batch: 328947

Client Sample ID: Lab Control Sample Dup  
 Prep Type: Total/NA  
 Prep Batch: 328907  
 %Rec.

Analyte	Spike Added	LCSD Result	LCSD Qualifier	Unit	D	%Rec	Limits	RPD	RPD Limit
Chemical Oxygen Demand	75.0	69.8		mg/L		93	80 - 120	15	20

Eurofins TestAmerica, Seattle

# QC Sample Results

Client: SCS Engineers  
 Project/Site: Coupeville Solid Waste Facility Groundwa

Job ID: 580-94839-1

## Method: SM 5220D - COD (Continued)

**Lab Sample ID: 580-94839-1 MS**  
**Matrix: Water**  
**Analysis Batch: 328947**

**Client Sample ID: 0520-32**  
**Prep Type: Total/NA**  
**Prep Batch: 328907**  
**%Rec.**

Analyte	Sample Result	Sample Qualifier	Spike Added	MS Result	MS Qualifier	Unit	D	%Rec	Limits
Chemical Oxygen Demand	ND		25.0	26.6		mg/L		107	75 - 125

**Lab Sample ID: 580-94839-1 DU**  
**Matrix: Water**  
**Analysis Batch: 328947**

**Client Sample ID: 0520-32**  
**Prep Type: Total/NA**  
**Prep Batch: 328907**  
**RPD**

Analyte	Sample Result	Sample Qualifier	DU Result	DU Qualifier	Unit	D	RPD	Limit
Chemical Oxygen Demand	ND		ND		mg/L		NC	20

## Method: SM 5310B - Organic Carbon, Total (TOC)

**Lab Sample ID: MB 580-329513/3**  
**Matrix: Water**  
**Analysis Batch: 329513**

**Client Sample ID: Method Blank**  
**Prep Type: Total/NA**

Analyte	MB Result	MB Qualifier	RL	MDL	Unit	D	Prepared	Analyzed	Dil Fac
Total Organic Carbon	ND		1.5		mg/L			05/30/20 11:01	1

**Lab Sample ID: LCS 580-329513/4**  
**Matrix: Water**  
**Analysis Batch: 329513**

**Client Sample ID: Lab Control Sample**  
**Prep Type: Total/NA**

Analyte	Spike Added	LCS Result	LCS Qualifier	Unit	D	%Rec	%Rec. Limits
Total Organic Carbon	10.0	9.50		mg/L		95	85 - 115

**Lab Sample ID: LCSD 580-329513/5**  
**Matrix: Water**  
**Analysis Batch: 329513**

**Client Sample ID: Lab Control Sample Dup**  
**Prep Type: Total/NA**

Analyte	Spike Added	LCSD Result	LCSD Qualifier	Unit	D	%Rec	%Rec. Limits	RPD	Limit
Total Organic Carbon	10.0	9.71		mg/L		97	85 - 115	2	20

**Lab Sample ID: 580-94839-1 MS**  
**Matrix: Water**  
**Analysis Batch: 329513**

**Client Sample ID: 0520-32**  
**Prep Type: Total/NA**

Analyte	Sample Result	Sample Qualifier	Spike Added	MS Result	MS Qualifier	Unit	D	%Rec	%Rec. Limits
Total Organic Carbon	1.6	F1	10.0	24.3	F1	mg/L		227	85 - 115

**Lab Sample ID: 580-94839-1 MSD**  
**Matrix: Water**  
**Analysis Batch: 329513**

**Client Sample ID: 0520-32**  
**Prep Type: Total/NA**

Analyte	Sample Result	Sample Qualifier	Spike Added	MSD Result	MSD Qualifier	Unit	D	%Rec	%Rec. Limits	RPD	Limit
Total Organic Carbon	1.6	F1	10.0	22.7	F1	mg/L		211	85 - 115	7	20

# QC Sample Results

Client: SCS Engineers  
 Project/Site: Coupeville Solid Waste Facility Groundwa

Job ID: 580-94839-1

## Method: SM 5310B - Organic Carbon, Total (TOC) (Continued)

**Lab Sample ID: 580-94839-1 DU**  
**Matrix: Water**  
**Analysis Batch: 329513**

**Client Sample ID: 0520-32**  
**Prep Type: Total/NA**

Analyte	Sample Result	Sample Qualifier	DU Result	DU Qualifier	Unit	D	RPD	RPD Limit
Total Organic Carbon	1.6	F1	ND		mg/L		NC	20

**Lab Sample ID: MB 580-329528/3**  
**Matrix: Water**  
**Analysis Batch: 329528**

**Client Sample ID: Method Blank**  
**Prep Type: Total/NA**

Analyte	MB Result	MB Qualifier	RL	MDL	Unit	D	Prepared	Analyzed	Dil Fac
Total Organic Carbon	ND		1.5		mg/L			05/30/20 23:21	1

**Lab Sample ID: MB 580-329528/32**  
**Matrix: Water**  
**Analysis Batch: 329528**

**Client Sample ID: Method Blank**  
**Prep Type: Total/NA**

Analyte	MB Result	MB Qualifier	RL	MDL	Unit	D	Prepared	Analyzed	Dil Fac
Total Organic Carbon	ND		1.5		mg/L			05/30/20 23:21	1

**Lab Sample ID: LCS 580-329528/33**  
**Matrix: Water**  
**Analysis Batch: 329528**

**Client Sample ID: Lab Control Sample**  
**Prep Type: Total/NA**

Analyte	Spike Added	LCS Result	LCS Qualifier	Unit	D	%Rec	%Rec. Limits
Total Organic Carbon	10.0	9.48		mg/L		95	85 - 115

**Lab Sample ID: LCS 580-329528/4**  
**Matrix: Water**  
**Analysis Batch: 329528**

**Client Sample ID: Lab Control Sample**  
**Prep Type: Total/NA**

Analyte	Spike Added	LCS Result	LCS Qualifier	Unit	D	%Rec	%Rec. Limits
Total Organic Carbon	10.0	9.30		mg/L		93	85 - 115

**Lab Sample ID: LCSD 580-329528/34**  
**Matrix: Water**  
**Analysis Batch: 329528**

**Client Sample ID: Lab Control Sample Dup**  
**Prep Type: Total/NA**

Analyte	Spike Added	LCSD Result	LCSD Qualifier	Unit	D	%Rec	%Rec. Limits	RPD	RPD Limit
Total Organic Carbon	10.0	9.76		mg/L		98	85 - 115	3	20

**Lab Sample ID: LCSD 580-329528/5**  
**Matrix: Water**  
**Analysis Batch: 329528**

**Client Sample ID: Lab Control Sample Dup**  
**Prep Type: Total/NA**

Analyte	Spike Added	LCSD Result	LCSD Qualifier	Unit	D	%Rec	%Rec. Limits	RPD	RPD Limit
Total Organic Carbon	10.0	9.54		mg/L		95	85 - 115	3	20

**Lab Sample ID: 580-94839-3 MS**  
**Matrix: Water**  
**Analysis Batch: 329528**

**Client Sample ID: 0520-36**  
**Prep Type: Total/NA**

Analyte	Sample Result	Sample Qualifier	Spike Added	MS Result	MS Qualifier	Unit	D	%Rec	%Rec. Limits
Total Organic Carbon	32	F1	10.0	29.3	F1	mg/L		-27	85 - 115

Eurofins TestAmerica, Seattle

# QC Sample Results

Client: SCS Engineers  
 Project/Site: Coupeville Solid Waste Facility Groundwa

Job ID: 580-94839-1

## Method: SM 5310B - Organic Carbon, Total (TOC)

**Lab Sample ID: 580-94839-3 MSD**  
**Matrix: Water**  
**Analysis Batch: 329528**

**Client Sample ID: 0520-36**  
**Prep Type: Total/NA**

Analyte	Sample Result	Sample Qualifier	Spike Added	MSD Result	MSD Qualifier	Unit	D	%Rec	%Rec. Limits	RPD	RPD Limit
Total Organic Carbon	32	F1	10.0	31.7	F1	mg/L		-3	85 - 115	8	20

**Lab Sample ID: 580-94839-4 MS**  
**Matrix: Water**  
**Analysis Batch: 329528**

**Client Sample ID: 0520-37**  
**Prep Type: Total/NA**

Analyte	Sample Result	Sample Qualifier	Spike Added	MS Result	MS Qualifier	Unit	D	%Rec	%Rec. Limits	RPD	RPD Limit
Total Organic Carbon	45		10.0	36.5	4	mg/L		-83	85 - 115		

**Lab Sample ID: 580-94839-4 MSD**  
**Matrix: Water**  
**Analysis Batch: 329528**

**Client Sample ID: 0520-37**  
**Prep Type: Total/NA**

Analyte	Sample Result	Sample Qualifier	Spike Added	MSD Result	MSD Qualifier	Unit	D	%Rec	%Rec. Limits	RPD	RPD Limit
Total Organic Carbon	45		10.0	36.8	4	mg/L		-81	85 - 115	1	20

**Lab Sample ID: 580-94839-3 DU**  
**Matrix: Water**  
**Analysis Batch: 329528**

**Client Sample ID: 0520-36**  
**Prep Type: Total/NA**

Analyte	Sample Result	Sample Qualifier	Spike Added	DU Result	DU Qualifier	Unit	D	%Rec	%Rec. Limits	RPD	RPD Limit
Total Organic Carbon	32	F1		30.5		mg/L				5	20

**Lab Sample ID: 580-94839-4 DU**  
**Matrix: Water**  
**Analysis Batch: 329528**

**Client Sample ID: 0520-37**  
**Prep Type: Total/NA**

Analyte	Sample Result	Sample Qualifier	Spike Added	DU Result	DU Qualifier	Unit	D	%Rec	%Rec. Limits	RPD	RPD Limit
Total Organic Carbon	45			46.8		mg/L				4	20

**Lab Sample ID: MB 580-329671/3**  
**Matrix: Water**  
**Analysis Batch: 329671**

**Client Sample ID: Method Blank**  
**Prep Type: Total/NA**

Analyte	MB Result	MB Qualifier	RL	MDL	Unit	D	Prepared	Analyzed	Dil Fac
Total Organic Carbon	ND		1.5		mg/L			06/02/20 16:49	1

**Lab Sample ID: LCS 580-329671/4**  
**Matrix: Water**  
**Analysis Batch: 329671**

**Client Sample ID: Lab Control Sample**  
**Prep Type: Total/NA**

Analyte	Spike Added	LCS Result	LCS Qualifier	Unit	D	%Rec	%Rec. Limits	RPD	RPD Limit
Total Organic Carbon	10.0	8.63		mg/L		86	85 - 115		

**Lab Sample ID: LCSD 580-329671/5**  
**Matrix: Water**  
**Analysis Batch: 329671**

**Client Sample ID: Lab Control Sample Dup**  
**Prep Type: Total/NA**

Analyte	Spike Added	LCSD Result	LCSD Qualifier	Unit	D	%Rec	%Rec. Limits	RPD	RPD Limit
Total Organic Carbon	10.0	8.67		mg/L		87	85 - 115	1	20

Eurofins TestAmerica, Seattle

# QC Sample Results

Client: SCS Engineers  
 Project/Site: Coupeville Solid Waste Facility Groundwa

Job ID: 580-94839-1

## Method: SM 5310B - Organic Carbon, Total (TOC)

**Lab Sample ID: 580-94839-2 MS**  
**Matrix: Water**  
**Analysis Batch: 329671**

**Client Sample ID: 0520-34**  
**Prep Type: Total/NA**

Analyte	Sample Result	Sample Qualifier	Spike Added	MS Result	MS Qualifier	Unit	D	%Rec	%Rec. Limits
Total Organic Carbon	8.5	F1	10.0	21.3	F1	mg/L		127	85 - 115

**Lab Sample ID: 580-94839-2 MSD**  
**Matrix: Water**  
**Analysis Batch: 329671**

**Client Sample ID: 0520-34**  
**Prep Type: Total/NA**

Analyte	Sample Result	Sample Qualifier	Spike Added	MSD Result	MSD Qualifier	Unit	D	%Rec	%Rec. Limits	RPD	RPD Limit
Total Organic Carbon	8.5	F1	10.0	20.4	F1	mg/L		118	85 - 115	4	20

**Lab Sample ID: 580-94839-2 DU**  
**Matrix: Water**  
**Analysis Batch: 329671**

**Client Sample ID: 0520-34**  
**Prep Type: Total/NA**

Analyte	Sample Result	Sample Qualifier	DU Result	DU Qualifier	Unit	D	RPD	RPD Limit
Total Organic Carbon	8.5	F1	8.23		mg/L		4	20

# Lab Chronicle

Client: SCS Engineers  
 Project/Site: Coupeville Solid Waste Facility Groundwa

Job ID: 580-94839-1

**Client Sample ID: 0520-32**

**Lab Sample ID: 580-94839-1**

**Date Collected: 05/20/20 10:05**

**Matrix: Water**

**Date Received: 05/21/20 12:10**

Prep Type	Batch Type	Batch Method	Run	Dilution Factor	Batch Number	Prepared or Analyzed	Analyst	Lab
Total/NA	Analysis	8260C LL		1	329050	05/26/20 14:52	CJ	TAL SEA
Total/NA	Analysis	8260C LL	RA	1	329341	05/29/20 20:01	JSM	TAL SEA
Dissolved	Prep	3005A			328876	05/22/20 07:53	A1B	TAL SEA
Dissolved	Analysis	6010C		1	329048	05/22/20 16:51	TMH	TAL SEA
Total Recoverable	Prep	3005A			328905	05/22/20 12:00	A1B	TAL SEA
Total Recoverable	Analysis	6020A		1	329129	05/26/20 14:33	FCW	TAL SEA
Total/NA	Analysis	300.0		1	328936	05/22/20 10:28	AAC	TAL SEA
Total/NA	Analysis	300.0		1	329071	05/22/20 10:28	AAC	TAL SEA
Total/NA	Prep	Distill/Ammonia			329397	05/29/20 11:38	AAC	TAL SEA
Total/NA	Analysis	350.1		1	329398	05/29/20 11:41	AAC	TAL SEA
Total/NA	Analysis	SM 2320B		1	329205	05/27/20 15:37	AAC	TAL SEA
Total/NA	Analysis	SM 2540C		1	329104	05/26/20 16:51	RBL	TAL SEA
Total/NA	Prep	SM 5220			328907	05/22/20 10:54	MLT	TAL SEA
Total/NA	Analysis	SM 5220D		1	328947	05/22/20 16:38	FCG	TAL SEA
Total/NA	Analysis	SM 5310B		1	329513	05/30/20 11:01	R1K	TAL SEA

**Client Sample ID: 0520-34**

**Lab Sample ID: 580-94839-2**

**Date Collected: 05/20/20 11:05**

**Matrix: Water**

**Date Received: 05/21/20 12:10**

Prep Type	Batch Type	Batch Method	Run	Dilution Factor	Batch Number	Prepared or Analyzed	Analyst	Lab
Total/NA	Analysis	8260C LL		1	329050	05/26/20 15:18	CJ	TAL SEA
Total/NA	Analysis	8260C LL	RA	1	329341	05/29/20 19:34	JSM	TAL SEA
Dissolved	Prep	3005A			328876	05/22/20 07:53	A1B	TAL SEA
Dissolved	Analysis	6010C		1	329048	05/22/20 17:16	TMH	TAL SEA
Total Recoverable	Prep	3005A			328905	05/22/20 12:00	A1B	TAL SEA
Total Recoverable	Analysis	6020A		1	329129	05/26/20 14:36	FCW	TAL SEA
Total/NA	Analysis	300.0		1	328936	05/22/20 10:40	AAC	TAL SEA
Total/NA	Analysis	300.0		1	329071	05/22/20 10:40	AAC	TAL SEA
Total/NA	Prep	Distill/Ammonia			329397	05/29/20 11:38	AAC	TAL SEA
Total/NA	Analysis	350.1		1	329398	05/29/20 11:41	AAC	TAL SEA
Total/NA	Analysis	SM 2320B		1	329205	05/27/20 15:37	AAC	TAL SEA
Total/NA	Analysis	SM 2540C		1	329104	05/26/20 16:51	RBL	TAL SEA
Total/NA	Prep	SM 5220			328907	05/22/20 10:54	MLT	TAL SEA
Total/NA	Analysis	SM 5220D		1	328947	05/22/20 16:38	FCG	TAL SEA
Total/NA	Analysis	SM 5310B		1	329671	06/02/20 16:49	R1K	TAL SEA

**Client Sample ID: 0520-36**

**Lab Sample ID: 580-94839-3**

**Date Collected: 05/20/20 12:18**

**Matrix: Water**

**Date Received: 05/21/20 12:10**

Prep Type	Batch Type	Batch Method	Run	Dilution Factor	Batch Number	Prepared or Analyzed	Analyst	Lab
Total/NA	Analysis	8260C LL		1	329050	05/26/20 15:45	CJ	TAL SEA

Eurofins TestAmerica, Seattle

# Lab Chronicle

Client: SCS Engineers  
 Project/Site: Coupeville Solid Waste Facility Groundwa

Job ID: 580-94839-1

**Client Sample ID: 0520-36**

**Lab Sample ID: 580-94839-3**

**Date Collected: 05/20/20 12:18**

**Matrix: Water**

**Date Received: 05/21/20 12:10**

Prep Type	Batch Type	Batch Method	Run	Dilution Factor	Batch Number	Prepared or Analyzed	Analyst	Lab
Total/NA	Analysis	8260C LL	RA	1	329341	05/29/20 19:08	JSM	TAL SEA
Dissolved	Prep	3005A			328876	05/22/20 07:53	A1B	TAL SEA
Dissolved	Analysis	6010C		1	329048	05/22/20 17:20	TMH	TAL SEA
Total Recoverable	Prep	3005A			328905	05/22/20 12:00	A1B	TAL SEA
Total Recoverable	Analysis	6020A		1	329129	05/26/20 14:27	FCW	TAL SEA
Total/NA	Analysis	300.0		1	328936	05/22/20 10:51	AAC	TAL SEA
Total/NA	Analysis	300.0		1	329071	05/22/20 10:51	AAC	TAL SEA
Total/NA	Prep	Distill/Ammonia			329397	05/29/20 11:38	AAC	TAL SEA
Total/NA	Analysis	350.1		1	329398	05/29/20 11:41	AAC	TAL SEA
Total/NA	Analysis	SM 2320B		1	329205	05/27/20 15:37	AAC	TAL SEA
Total/NA	Analysis	SM 2540C		1	329104	05/26/20 16:51	RBL	TAL SEA
Total/NA	Prep	SM 5220			328907	05/22/20 10:54	MLT	TAL SEA
Total/NA	Analysis	SM 5220D		1	328947	05/22/20 16:38	FCG	TAL SEA
Total/NA	Analysis	SM 5310B		1	329528	05/30/20 23:21	R1K	TAL SEA

**Client Sample ID: 0520-37**

**Lab Sample ID: 580-94839-4**

**Date Collected: 05/20/20 13:22**

**Matrix: Water**

**Date Received: 05/21/20 12:10**

Prep Type	Batch Type	Batch Method	Run	Dilution Factor	Batch Number	Prepared or Analyzed	Analyst	Lab
Total/NA	Analysis	8260C LL		1	329050	05/26/20 16:12	CJ	TAL SEA
Total/NA	Analysis	8260C LL	RA	1	329341	05/29/20 18:41	JSM	TAL SEA
Dissolved	Prep	3005A			328876	05/22/20 07:53	A1B	TAL SEA
Dissolved	Analysis	6010C		1	329048	05/22/20 17:23	TMH	TAL SEA
Total Recoverable	Prep	3005A			328905	05/22/20 12:00	A1B	TAL SEA
Total Recoverable	Analysis	6020A		1	329129	05/26/20 14:30	FCW	TAL SEA
Total/NA	Analysis	300.0		1	328936	05/22/20 11:26	AAC	TAL SEA
Total/NA	Analysis	300.0		1	329071	05/22/20 11:26	AAC	TAL SEA
Total/NA	Prep	Distill/Ammonia			329397	05/29/20 11:39	AAC	TAL SEA
Total/NA	Analysis	350.1		1	329398	05/29/20 11:41	AAC	TAL SEA
Total/NA	Analysis	SM 2320B		1	329205	05/27/20 15:37	AAC	TAL SEA
Total/NA	Analysis	SM 2540C		1	329104	05/26/20 16:51	RBL	TAL SEA
Total/NA	Prep	SM 5220			328907	05/22/20 10:54	MLT	TAL SEA
Total/NA	Analysis	SM 5220D		1	328947	05/22/20 16:38	FCG	TAL SEA
Total/NA	Analysis	SM 5310B		1	329528	05/30/20 23:21	R1K	TAL SEA

**Laboratory References:**

TAL SEA = Eurofins TestAmerica, Seattle, 5755 8th Street East, Tacoma, WA 98424, TEL (253)922-2310

# Accreditation/Certification Summary

Client: SCS Engineers  
 Project/Site: Coupeville Solid Waste Facility Groundwa

Job ID: 580-94839-1

## Laboratory: Eurofins TestAmerica, Seattle

Unless otherwise noted, all analytes for this laboratory were covered under each accreditation/certification below.

Authority	Program	Identification Number	Expiration Date
Washington	State	C553	02-18-21

The following analytes are included in this report, but the laboratory is not certified by the governing authority. This list may include analytes for which the agency does not offer certification.

Analysis Method	Prep Method	Matrix	Analyte
300.0		Water	Chloride
300.0		Water	Fluoride
300.0		Water	Nitrate Nitrite as N
300.0		Water	Sulfate
6010C	3005A	Water	Calcium
6010C	3005A	Water	Iron
6010C	3005A	Water	Magnesium
6010C	3005A	Water	Manganese
6010C	3005A	Water	Potassium
6010C	3005A	Water	Sodium
6020A	3005A	Water	Antimony
6020A	3005A	Water	Arsenic
6020A	3005A	Water	Barium
6020A	3005A	Water	Beryllium
6020A	3005A	Water	Cadmium
6020A	3005A	Water	Chromium
6020A	3005A	Water	Cobalt
6020A	3005A	Water	Copper
6020A	3005A	Water	Lead
6020A	3005A	Water	Nickel
6020A	3005A	Water	Selenium
6020A	3005A	Water	Silver
6020A	3005A	Water	Thallium
6020A	3005A	Water	Vanadium
6020A	3005A	Water	Zinc
8260C LL		Water	1,1,1,2-Tetrachloroethane
8260C LL		Water	1,1,1-Trichloroethane
8260C LL		Water	1,1,2,2-Tetrachloroethane
8260C LL		Water	1,1,2-Trichloroethane
8260C LL		Water	1,1-Dichloroethane
8260C LL		Water	1,1-Dichloroethene
8260C LL		Water	1,2,3-Trichloropropane
8260C LL		Water	1,2-Dibromo-3-Chloropropane
8260C LL		Water	1,2-Dibromoethane
8260C LL		Water	1,2-Dichlorobenzene
8260C LL		Water	1,2-Dichloroethane
8260C LL		Water	1,2-Dichloropropane
8260C LL		Water	1,4-Dichlorobenzene
8260C LL		Water	2-Butanone
8260C LL		Water	2-Hexanone
8260C LL		Water	4-Methyl-2-pentanone
8260C LL		Water	Acetone
8260C LL		Water	Acrylonitrile
8260C LL		Water	Benzene
8260C LL		Water	Bromochloromethane

# Accreditation/Certification Summary

Client: SCS Engineers  
 Project/Site: Coupeville Solid Waste Facility Groundwa

Job ID: 580-94839-1

## Laboratory: Eurofins TestAmerica, Seattle (Continued)

Unless otherwise noted, all analytes for this laboratory were covered under each accreditation/certification below.

Authority	Program	Identification Number	Expiration Date
Washington	State	C553	02-18-21
8260C LL	Water	Bromodichloromethane	
8260C LL	Water	Bromoform	
8260C LL	Water	Bromomethane	
8260C LL	Water	Carbon disulfide	
8260C LL	Water	Carbon tetrachloride	
8260C LL	Water	Chlorobenzene	
8260C LL	Water	Chloroethane	
8260C LL	Water	Chloroform	
8260C LL	Water	Chloromethane	
8260C LL	Water	cis-1,2-Dichloroethene	
8260C LL	Water	cis-1,3-Dichloropropene	
8260C LL	Water	Dibromochloromethane	
8260C LL	Water	Dibromomethane	
8260C LL	Water	Ethylbenzene	
8260C LL	Water	m,p-Xylene	
8260C LL	Water	Methyl iodide	
8260C LL	Water	Methylene Chloride	
8260C LL	Water	o-Xylene	
8260C LL	Water	Styrene	
8260C LL	Water	Tetrachloroethene	
8260C LL	Water	Toluene	
8260C LL	Water	trans-1,2-Dichloroethene	
8260C LL	Water	trans-1,3-Dichloropropene	
8260C LL	Water	trans-1,4-Dichloro-2-butene	
8260C LL	Water	Trichloroethene	
8260C LL	Water	Trichlorofluoromethane	
8260C LL	Water	Vinyl acetate	
8260C LL	Water	Vinyl chloride	
SM 2320B	Water	Alkalinity	
SM 2320B	Water	Bicarbonate Alkalinity as CaCO <sub>3</sub>	
SM 2320B	Water	Carbonate Alkalinity as CaCO <sub>3</sub>	
SM 2320B	Water	Hydroxide Alkalinity as CaCO <sub>3</sub>	
SM 2540C	Water	Total Dissolved Solids	
SM 5310B	Water	Total Organic Carbon	

# Sample Summary

Client: SCS Engineers  
Project/Site: Coupeville Solid Waste Facility Groundwa

Job ID: 580-94839-1

Lab Sample ID	Client Sample ID	Matrix	Collected	Received	Asset ID
580-94839-1	0520-32	Water	05/20/20 10:05	05/21/20 12:10	
580-94839-2	0520-34	Water	05/20/20 11:05	05/21/20 12:10	
580-94839-3	0520-36	Water	05/20/20 12:18	05/21/20 12:10	
580-94839-4	0520-37	Water	05/20/20 13:22	05/21/20 12:10	

- 1
- 2
- 3
- 4
- 5
- 6
- 7
- 8
- 9
- 10
- 11



## Login Sample Receipt Checklist

Client: SCS Engineers

Job Number: 580-94839-1

**Login Number: 94839**

**List Source: Eurofins TestAmerica, Seattle**

**List Number: 1**

**Creator: Hobbs, Kenneth F**

Question	Answer	Comment
Radioactivity wasn't checked or is <math>\leq</math> background as measured by a survey meter.	N/A	
The cooler's custody seal, if present, is intact.	True	
Sample custody seals, if present, are intact.	True	
The cooler or samples do not appear to have been compromised or tampered with.	True	
Samples were received on ice.	True	
Cooler Temperature is acceptable.	True	
Cooler Temperature is recorded.	True	
COC is present.	True	
COC is filled out in ink and legible.	True	
COC is filled out with all pertinent information.	True	
Is the Field Sampler's name present on COC?	True	
There are no discrepancies between the containers received and the COC.	True	
Samples are received within Holding Time (excluding tests with immediate HTs)	True	
Sample containers have legible labels.	True	
Containers are not broken or leaking.	True	
Sample collection date/times are provided.	True	
Appropriate sample containers are used.	True	
Sample bottles are completely filled.	True	
Sample Preservation Verified.	True	
There is sufficient vol. for all requested analyses, incl. any requested MS/MSDs	True	
Containers requiring zero headspace have no headspace or bubble is <math><6\text{mm}</math> (1/4").	N/A	
Multiphasic samples are not present.	True	
Samples do not require splitting or compositing.	True	
Residual Chlorine Checked.	N/A	





**THIRD QTR. 2020 DATA VALIDATION REPORT – ISLAND CO. CSWF**

**Project Details**

<b>Project No.</b>	04207033.13	<b>Site Name</b>	Island County Coupeville SWF
<b>Data Validator</b>	Andres Lopez & Sam Graber	<b>Data Level</b>	Level 2
<b>Date</b>	10/5/2020	<b>DV Tier</b>	Tier 1
<b>QA Document</b>	CSWF Groundwater Sampling, Analysis, and Quality Assurance Project Plan (Revised September 2007)		

**Sample Login Summary**

Sample Group	Sample Login Comments	Analytical Lab (Primary)
580-96373-1	No comments	Eurofins TestAmerica, Seattle – Tacoma, WA
580-96362-1	No comments	Eurofins TestAmerica, Seattle – Tacoma, WA

**Analytical Summary**

Sample Group	Analyses					
	Metals	Ns, COD	VOCs	Ions/TDS	Alk	TOC
580-96373-1	X	X	X	X	X	X
580-96362-1	X	X	X	X	X	X

Notes:

X = Analysis performed on at least one sample in sample group.

- = Analysis not performed on any sample in sample group.

**Laboratory Quality Assurance Samples**

Lab QA Samples	Results	Comments
GC/MS VOA	Acceptable	See case narrative for additional details.
Metals	Acceptable	See case narrative for additional details.
General Chemistry	Acceptable	See case narrative for additional details.



### Field Quality Assurance Samples

Field QA Samples	Sample Group	Analytes	Notes
Field Replicates	580-96373-1	N/A	See detailed results below
Trip Blank	580-96373-1, 580-96362-1	N/A	N/A

### Lab Quality Flags

Lab Qualifiers	Description	Lab Group
F1	MS and/or MSD Recovery is outside acceptance limits.	580-96373-1, 580-96362-1
J	Result is less than the RL but greater than or equal to the MDL and the concentration is an approximate value.	580-96373-1, 580-96362-1
4	MS, MSD: The analyte present in the original sample is greater than 4 times the matrix spike concentrations; therefore, control limits are not applicable.	580-96373-1

### Field Duplicate Evaluation

Analyte	Units	DNR (0720-10)	DNR DUP (0720-11)	RPD (%)
Alkalinity	mg/L	290	280	3.5
Arsenic	mg/L	0.0039	0.0038	2.6
Barium	mg/L	0.021	0.022	4.7
Bicarbonate	mg/L	290	280	3.5
Calcium	mg/L	84	85	1.2
Chloride	mg/L	68	68	0.0
Chromium	mg/L	0.0024	0.0022	8.7
Copper	mg/L	0.0029	0.0025	14.8
Magnesium	mg/L	49	49	0.0
Potassium	mg/L	5.4	5.5	1.8
Sodium	mg/L	29	29	0.0
Sulfate	mg/L	56	56	0.0
Total Dissolved Solids	mg/L	460	450	2.2
Total Organic Carbon	mg/L	7.1	7.3	2.8
Vanadium	mg/L	0.0073	0.0073	0.0
Zinc	mg/L	0.0094	0.007 U	29.3*

\* RPD based on result as compared to the Reporting Limit (RL) for a non-detection in the compared sample

U = Result was not detected at or above a concentration greater than the RL. Value provided is the RL for the given sample.

### Additional Data Flags

Flag	Description
U	Not detected above the method reporting limit.

### Qualified Data and Usability

Lab qualifiers are noted. All data, as qualified, are acceptable for use.



## ANALYTICAL REPORT

Eurofins TestAmerica, Seattle  
5755 8th Street East  
Tacoma, WA 98424  
Tel: (253)922-2310

Laboratory Job ID: 580-96362-1

Client Project/Site: Coupeville Solid Waste Facility Groundwa

**For:**

SCS Engineers  
2405 140th Avenue NE  
Suite 107  
Bellevue, Washington 98005-1877

Attn: Mr. Dan Venchiarutti



*Authorized for release by:  
8/12/2020 3:19:01 PM*

Nathan Lewis, Project Manager I  
(253)922-2310  
[Nathan.Lewis@Eurofinset.com](mailto:Nathan.Lewis@Eurofinset.com)

### LINKS

Review your project  
results through  
**TotalAccess**

Have a Question?



Visit us at:

[www.eurofinsus.com/Env](http://www.eurofinsus.com/Env)

*This report has been electronically signed and authorized by the signatory. Electronic signature is intended to be the legally binding equivalent of a traditionally handwritten signature.*

*Results relate only to the items tested and the sample(s) as received by the laboratory.*



# Table of Contents

Cover Page . . . . .	1
Table of Contents . . . . .	2
Case Narrative . . . . .	3
Definitions . . . . .	4
Client Sample Results . . . . .	5
QC Sample Results . . . . .	19
Chronicle . . . . .	31
Certification Summary . . . . .	34
Sample Summary . . . . .	36
Chain of Custody . . . . .	37
Receipt Checklists . . . . .	38

# Case Narrative

Client: SCS Engineers  
Project/Site: Coupeville Solid Waste Facility Groundwa

Job ID: 580-96362-1

**Job ID: 580-96362-1**

**Laboratory: Eurofins TestAmerica, Seattle**

## Narrative

### Job Narrative 580-96362-1

#### Comments

No additional comments.

#### Receipt

The samples were received on 7/29/2020 3:25 PM; the samples arrived in good condition, properly preserved and, where required, on ice. The temperatures of the 2 coolers at receipt time were 4.9° C and 5.2° C.

#### GC/MS VOA

Method 8260C LL: The continuing calibration verification (CCV) associated with batch 580-334403 recovered outside acceptance criteria, low biased, for Vinyl acetate. A reporting limit (RL) standard was analyzed, and the target analyte was detected. Since the associated samples were non-detect for this analyte, the data have been reported.

Method 8260C LL: The minimum response factor (RF) criteria for the continuing calibration verification (CCV) analyzed in batch 580-334403 was outside criteria for the following analyte(s): 2-Butanone. As indicated in the reference method, sample analysis may proceed; however, any detection or non-detection for the affected analyte(s) is considered estimated.

No additional analytical or quality issues were noted, other than those described above or in the Definitions/Glossary page.

#### Metals

No analytical or quality issues were noted, other than those described in the Definitions/Glossary page.

#### General Chemistry

Method SM 5310B: The matrix spike / matrix spike duplicate (MS/MSD) recoveries for analytical batch 580-334808 were outside control limits. Sample matrix interference is suspected because the associated laboratory control sample (LCS) recovery was within acceptance limits.

No additional analytical or quality issues were noted, other than those described above or in the Definitions/Glossary page.

#### VOA Prep

No analytical or quality issues were noted, other than those described in the Definitions/Glossary page.

# Definitions/Glossary

Client: SCS Engineers  
Project/Site: Coupeville Solid Waste Facility Groundwa

Job ID: 580-96362-1

## Qualifiers

### GC/MS VOA

Qualifier	Qualifier Description
J	Result is less than the RL but greater than or equal to the MDL and the concentration is an approximate value.

### General Chemistry

Qualifier	Qualifier Description
F1	MS and/or MSD recovery exceeds control limits.

## Glossary

Abbreviation	These commonly used abbreviations may or may not be present in this report.
α	Listed under the "D" column to designate that the result is reported on a dry weight basis
%R	Percent Recovery
CFL	Contains Free Liquid
CFU	Colony Forming Unit
CNF	Contains No Free Liquid
DER	Duplicate Error Ratio (normalized absolute difference)
Dil Fac	Dilution Factor
DL	Detection Limit (DoD/DOE)
DL, RA, RE, IN	Indicates a Dilution, Re-analysis, Re-extraction, or additional Initial metals/anion analysis of the sample
DLC	Decision Level Concentration (Radiochemistry)
EDL	Estimated Detection Limit (Dioxin)
LOD	Limit of Detection (DoD/DOE)
LOQ	Limit of Quantitation (DoD/DOE)
MCL	EPA recommended "Maximum Contaminant Level"
MDA	Minimum Detectable Activity (Radiochemistry)
MDC	Minimum Detectable Concentration (Radiochemistry)
MDL	Method Detection Limit
ML	Minimum Level (Dioxin)
MPN	Most Probable Number
MQL	Method Quantitation Limit
NC	Not Calculated
ND	Not Detected at the reporting limit (or MDL or EDL if shown)
NEG	Negative / Absent
POS	Positive / Present
PQL	Practical Quantitation Limit
PRES	Presumptive
QC	Quality Control
RER	Relative Error Ratio (Radiochemistry)
RL	Reporting Limit or Requested Limit (Radiochemistry)
RPD	Relative Percent Difference, a measure of the relative difference between two points
TEF	Toxicity Equivalent Factor (Dioxin)
TEQ	Toxicity Equivalent Quotient (Dioxin)
TNTC	Too Numerous To Count

# Client Sample Results

Client: SCS Engineers  
 Project/Site: Coupeville Solid Waste Facility Groundwa

Job ID: 580-96362-1

**Client Sample ID: 0720-01**

**Lab Sample ID: 580-96362-1**

**Date Collected: 07/28/20 10:40**

**Matrix: Water**

**Date Received: 07/29/20 15:25**

**Method: 8260C LL - Volatile Organic Compounds by GC/MS**

Analyte	Result	Qualifier	RL	MDL	Unit	D	Prepared	Analyzed	Dil Fac
1,1,1,2-Tetrachloroethane	ND		0.30		ug/L			07/30/20 20:55	1
1,1,1-Trichloroethane	ND		0.20		ug/L			07/30/20 20:55	1
1,1,2,2-Tetrachloroethane	ND		0.20		ug/L			07/30/20 20:55	1
1,1,2-Trichloroethane	ND		0.20		ug/L			07/30/20 20:55	1
1,1-Dichloroethane	ND		0.20		ug/L			07/30/20 20:55	1
1,1-Dichloroethene	ND		0.20		ug/L			07/30/20 20:55	1
1,2,3-Trichloropropane	ND		0.20		ug/L			07/30/20 20:55	1
1,2-Dibromo-3-Chloropropane	ND		2.0		ug/L			07/30/20 20:55	1
1,2-Dibromoethane	ND		0.10		ug/L			07/30/20 20:55	1
1,2-Dichlorobenzene	ND		0.30		ug/L			07/30/20 20:55	1
1,2-Dichloroethane	ND		0.20		ug/L			07/30/20 20:55	1
1,2-Dichloropropane	ND		0.20		ug/L			07/30/20 20:55	1
1,4-Dichlorobenzene	ND		0.30		ug/L			07/30/20 20:55	1
2-Butanone	ND		10		ug/L			07/30/20 20:55	1
2-Hexanone	ND		3.0		ug/L			07/30/20 20:55	1
4-Methyl-2-pentanone	ND		10		ug/L			07/30/20 20:55	1
Acetone	ND		10		ug/L			07/30/20 20:55	1
Acrylonitrile	ND		10		ug/L			07/30/20 20:55	1
Benzene	ND		0.20		ug/L			07/30/20 20:55	1
Bromochloromethane	ND		0.20		ug/L			07/30/20 20:55	1
Bromodichloromethane	ND		0.20		ug/L			07/30/20 20:55	1
Bromoform	ND		0.50		ug/L			07/30/20 20:55	1
Bromomethane	ND		0.50		ug/L			07/30/20 20:55	1
Carbon disulfide	ND		0.30		ug/L			07/30/20 20:55	1
Carbon tetrachloride	ND		0.20		ug/L			07/30/20 20:55	1
Chlorobenzene	ND		0.20		ug/L			07/30/20 20:55	1
Chloroethane	ND		0.50		ug/L			07/30/20 20:55	1
Chloroform	ND		0.20		ug/L			07/30/20 20:55	1
Chloromethane	ND		0.50		ug/L			07/30/20 20:55	1
cis-1,2-Dichloroethene	ND		0.20		ug/L			07/30/20 20:55	1
cis-1,3-Dichloropropene	ND		0.20		ug/L			07/30/20 20:55	1
Dibromochloromethane	ND		0.20		ug/L			07/30/20 20:55	1
Dibromomethane	ND		0.20		ug/L			07/30/20 20:55	1
Ethylbenzene	ND		0.20		ug/L			07/30/20 20:55	1
m,p-Xylene	ND		0.50		ug/L			07/30/20 20:55	1
Methyl iodide	ND		0.50		ug/L			07/30/20 20:55	1
Methylene Chloride	ND		5.0		ug/L			07/30/20 20:55	1
o-Xylene	ND		0.50		ug/L			07/30/20 20:55	1
Styrene	ND		1.0		ug/L			07/30/20 20:55	1
Tetrachloroethene	ND		0.50		ug/L			07/30/20 20:55	1
Toluene	ND		0.20		ug/L			07/30/20 20:55	1
trans-1,2-Dichloroethene	ND		0.20		ug/L			07/30/20 20:55	1
trans-1,3-Dichloropropene	ND		0.20		ug/L			07/30/20 20:55	1
trans-1,4-Dichloro-2-butene	ND		2.0		ug/L			07/30/20 20:55	1
Trichloroethene	ND		0.20		ug/L			07/30/20 20:55	1
<b>Trichlorofluoromethane</b>	<b>0.76</b>		0.50		ug/L			07/30/20 20:55	1
Vinyl acetate	ND		2.0		ug/L			07/30/20 20:55	1
Vinyl chloride	ND		0.020		ug/L			07/30/20 20:55	1

# Client Sample Results

Client: SCS Engineers  
 Project/Site: Coupeville Solid Waste Facility Groundwa

Job ID: 580-96362-1

**Client Sample ID: 0720-01**

**Lab Sample ID: 580-96362-1**

Date Collected: 07/28/20 10:40

Matrix: Water

Date Received: 07/29/20 15:25

Surrogate	%Recovery	Qualifier	Limits	Prepared	Analyzed	Dil Fac
1,2-Dichloroethane-d4 (Surr)	103		80 - 120		07/30/20 20:55	1
4-Bromofluorobenzene (Surr)	98		80 - 120		07/30/20 20:55	1
Dibromofluoromethane (Surr)	104		80 - 120		07/30/20 20:55	1
Toluene-d8 (Surr)	100		80 - 120		07/30/20 20:55	1

### Method: 6010D - Metals (ICP) - Dissolved

Analyte	Result	Qualifier	RL	MDL	Unit	D	Prepared	Analyzed	Dil Fac
Calcium	120		1.1		mg/L		07/30/20 10:12	08/03/20 14:39	1
Iron	ND		0.30		mg/L		07/30/20 10:12	08/03/20 14:39	1
Magnesium	82		1.1		mg/L		07/30/20 10:12	08/03/20 14:39	1
Manganese	ND		0.020		mg/L		07/30/20 10:12	08/03/20 14:39	1
Potassium	8.6		3.3		mg/L		07/30/20 10:12	08/03/20 14:39	1
Sodium	44		2.0		mg/L		07/30/20 10:12	08/03/20 14:39	1

### Method: 6020B - Metals (ICP/MS) - Dissolved

Analyte	Result	Qualifier	RL	MDL	Unit	D	Prepared	Analyzed	Dil Fac
Antimony	ND		0.00080		mg/L		07/30/20 10:12	07/31/20 12:35	1
Arsenic	0.0034		0.0010		mg/L		07/30/20 10:12	07/31/20 12:35	1
Barium	0.031		0.0012		mg/L		07/30/20 10:12	07/31/20 12:35	1
Beryllium	ND		0.00040		mg/L		07/30/20 10:12	07/31/20 12:35	1
Cadmium	ND		0.00080		mg/L		07/30/20 10:12	07/31/20 12:35	1
Chromium	ND		0.00080		mg/L		07/30/20 10:12	07/31/20 12:35	1
Cobalt	ND		0.00040		mg/L		07/30/20 10:12	07/31/20 12:35	1
Copper	ND		0.0020		mg/L		07/30/20 10:12	07/31/20 12:35	1
Lead	ND		0.00080		mg/L		07/30/20 10:12	07/31/20 12:35	1
Nickel	0.0051		0.0030		mg/L		07/30/20 10:12	07/31/20 12:35	1
Selenium	ND		0.0080		mg/L		07/30/20 10:12	07/31/20 12:35	1
Silver	ND		0.00040		mg/L		07/30/20 10:12	07/31/20 12:35	1
Titanium	ND		0.0010		mg/L		07/30/20 10:12	07/31/20 12:35	1
Vanadium	0.0043		0.0040		mg/L		07/30/20 10:12	07/31/20 12:35	1
Zinc	ND		0.0070		mg/L		07/30/20 10:12	07/31/20 12:35	1

### General Chemistry

Analyte	Result	Qualifier	RL	MDL	Unit	D	Prepared	Analyzed	Dil Fac
Fluoride	ND		0.20		mg/L			08/10/20 23:43	1
Nitrate Nitrite as N	3.8		0.40		mg/L			07/29/20 20:47	1
Chloride	71		0.90		mg/L			08/10/20 23:43	1
Sulfate	73		1.2		mg/L			08/10/20 23:43	1
Ammonia	ND		0.50		mg/L		08/10/20 11:19	08/10/20 11:22	1
Total Organic Carbon	8.5	F1	1.5		mg/L			08/03/20 19:12	1
Analyte	Result	Qualifier	RL	RL	Unit	D	Prepared	Analyzed	Dil Fac
Alkalinity	480		5.0		mg/L			08/02/20 13:11	1
Bicarbonate Alkalinity as CaCO3	480		5.0		mg/L			08/02/20 13:11	1
Carbonate Alkalinity as CaCO3	ND		5.0		mg/L			08/02/20 13:11	1
Hydroxide Alkalinity as CaCO3	ND		5.0		mg/L			08/02/20 13:11	1
Total Dissolved Solids	580		10		mg/L			08/03/20 17:42	1
Chemical Oxygen Demand	ND		10		mg/L		08/11/20 12:37	08/11/20 18:40	1

# Client Sample Results

Client: SCS Engineers  
 Project/Site: Coupeville Solid Waste Facility Groundwa

Job ID: 580-96362-1

**Client Sample ID: 0720-02**

**Lab Sample ID: 580-96362-2**

**Date Collected: 07/28/20 11:50**

**Matrix: Water**

**Date Received: 07/29/20 15:25**

**Method: 8260C LL - Volatile Organic Compounds by GC/MS**

Analyte	Result	Qualifier	RL	MDL	Unit	D	Prepared	Analyzed	Dil Fac
1,1,1,2-Tetrachloroethane	ND		0.30		ug/L			07/30/20 21:21	1
1,1,1-Trichloroethane	ND		0.20		ug/L			07/30/20 21:21	1
1,1,2,2-Tetrachloroethane	ND		0.20		ug/L			07/30/20 21:21	1
1,1,2-Trichloroethane	ND		0.20		ug/L			07/30/20 21:21	1
1,1-Dichloroethane	ND		0.20		ug/L			07/30/20 21:21	1
1,1-Dichloroethene	ND		0.20		ug/L			07/30/20 21:21	1
1,2,3-Trichloropropane	ND		0.20		ug/L			07/30/20 21:21	1
1,2-Dibromo-3-Chloropropane	ND		2.0		ug/L			07/30/20 21:21	1
1,2-Dibromoethane	ND		0.10		ug/L			07/30/20 21:21	1
1,2-Dichlorobenzene	ND		0.30		ug/L			07/30/20 21:21	1
1,2-Dichloroethane	ND		0.20		ug/L			07/30/20 21:21	1
1,2-Dichloropropane	ND		0.20		ug/L			07/30/20 21:21	1
1,4-Dichlorobenzene	ND		0.30		ug/L			07/30/20 21:21	1
2-Butanone	ND		10		ug/L			07/30/20 21:21	1
2-Hexanone	ND		3.0		ug/L			07/30/20 21:21	1
4-Methyl-2-pentanone	ND		10		ug/L			07/30/20 21:21	1
Acetone	ND		10		ug/L			07/30/20 21:21	1
Acrylonitrile	ND		10		ug/L			07/30/20 21:21	1
Benzene	ND		0.20		ug/L			07/30/20 21:21	1
Bromochloromethane	ND		0.20		ug/L			07/30/20 21:21	1
Bromodichloromethane	ND		0.20		ug/L			07/30/20 21:21	1
Bromoform	ND		0.50		ug/L			07/30/20 21:21	1
Bromomethane	ND		0.50		ug/L			07/30/20 21:21	1
Carbon disulfide	ND		0.30		ug/L			07/30/20 21:21	1
Carbon tetrachloride	ND		0.20		ug/L			07/30/20 21:21	1
Chlorobenzene	ND		0.20		ug/L			07/30/20 21:21	1
Chloroethane	ND		0.50		ug/L			07/30/20 21:21	1
Chloroform	ND		0.20		ug/L			07/30/20 21:21	1
Chloromethane	ND		0.50		ug/L			07/30/20 21:21	1
cis-1,2-Dichloroethene	ND		0.20		ug/L			07/30/20 21:21	1
cis-1,3-Dichloropropene	ND		0.20		ug/L			07/30/20 21:21	1
Dibromochloromethane	ND		0.20		ug/L			07/30/20 21:21	1
Dibromomethane	ND		0.20		ug/L			07/30/20 21:21	1
Ethylbenzene	ND		0.20		ug/L			07/30/20 21:21	1
m,p-Xylene	ND		0.50		ug/L			07/30/20 21:21	1
Methyl iodide	ND		0.50		ug/L			07/30/20 21:21	1
Methylene Chloride	ND		5.0		ug/L			07/30/20 21:21	1
o-Xylene	ND		0.50		ug/L			07/30/20 21:21	1
Styrene	ND		1.0		ug/L			07/30/20 21:21	1
Tetrachloroethene	ND		0.50		ug/L			07/30/20 21:21	1
Toluene	ND		0.20		ug/L			07/30/20 21:21	1
trans-1,2-Dichloroethene	ND		0.20		ug/L			07/30/20 21:21	1
trans-1,3-Dichloropropene	ND		0.20		ug/L			07/30/20 21:21	1
trans-1,4-Dichloro-2-butene	ND		2.0		ug/L			07/30/20 21:21	1
Trichloroethene	ND		0.20		ug/L			07/30/20 21:21	1
Trichlorofluoromethane	ND		0.50		ug/L			07/30/20 21:21	1
Vinyl acetate	ND		2.0		ug/L			07/30/20 21:21	1
Vinyl chloride	ND		0.020		ug/L			07/30/20 21:21	1

Eurofins TestAmerica, Seattle

# Client Sample Results

Client: SCS Engineers  
Project/Site: Coupeville Solid Waste Facility Groundwa

Job ID: 580-96362-1

**Client Sample ID: 0720-02**  
**Date Collected: 07/28/20 11:50**  
**Date Received: 07/29/20 15:25**

**Lab Sample ID: 580-96362-2**  
**Matrix: Water**

<i>Surrogate</i>	<i>%Recovery</i>	<i>Qualifier</i>	<i>Limits</i>	<i>Prepared</i>	<i>Analyzed</i>	<i>Dil Fac</i>
1,2-Dichloroethane-d4 (Surr)	105		80 - 120		07/30/20 21:21	1
4-Bromofluorobenzene (Surr)	97		80 - 120		07/30/20 21:21	1
Dibromofluoromethane (Surr)	106		80 - 120		07/30/20 21:21	1
Toluene-d8 (Surr)	102		80 - 120		07/30/20 21:21	1

# Client Sample Results

Client: SCS Engineers  
 Project/Site: Coupeville Solid Waste Facility Groundwa

Job ID: 580-96362-1

**Client Sample ID: 0720-03**

**Lab Sample ID: 580-96362-3**

Date Collected: 07/28/20 12:42

Matrix: Water

Date Received: 07/29/20 15:25

**Method: 8260C LL - Volatile Organic Compounds by GC/MS**

Analyte	Result	Qualifier	RL	MDL	Unit	D	Prepared	Analyzed	Dil Fac
1,1,1,2-Tetrachloroethane	ND		0.30		ug/L			07/30/20 21:47	1
1,1,1-Trichloroethane	ND		0.20		ug/L			07/30/20 21:47	1
1,1,2,2-Tetrachloroethane	ND		0.20		ug/L			07/30/20 21:47	1
1,1,2-Trichloroethane	ND		0.20		ug/L			07/30/20 21:47	1
1,1-Dichloroethane	ND		0.20		ug/L			07/30/20 21:47	1
1,1-Dichloroethene	ND		0.20		ug/L			07/30/20 21:47	1
1,2,3-Trichloropropane	ND		0.20		ug/L			07/30/20 21:47	1
1,2-Dibromo-3-Chloropropane	ND		2.0		ug/L			07/30/20 21:47	1
1,2-Dibromoethane	ND		0.10		ug/L			07/30/20 21:47	1
1,2-Dichlorobenzene	ND		0.30		ug/L			07/30/20 21:47	1
1,2-Dichloroethane	ND		0.20		ug/L			07/30/20 21:47	1
1,2-Dichloropropane	ND		0.20		ug/L			07/30/20 21:47	1
1,4-Dichlorobenzene	ND		0.30		ug/L			07/30/20 21:47	1
2-Butanone	ND		10		ug/L			07/30/20 21:47	1
2-Hexanone	ND		3.0		ug/L			07/30/20 21:47	1
4-Methyl-2-pentanone	ND		10		ug/L			07/30/20 21:47	1
Acetone	ND		10		ug/L			07/30/20 21:47	1
Acrylonitrile	ND		10		ug/L			07/30/20 21:47	1
Benzene	ND		0.20		ug/L			07/30/20 21:47	1
Bromochloromethane	ND		0.20		ug/L			07/30/20 21:47	1
Bromodichloromethane	ND		0.20		ug/L			07/30/20 21:47	1
Bromoform	ND		0.50		ug/L			07/30/20 21:47	1
Bromomethane	ND		0.50		ug/L			07/30/20 21:47	1
Carbon disulfide	ND		0.30		ug/L			07/30/20 21:47	1
Carbon tetrachloride	ND		0.20		ug/L			07/30/20 21:47	1
Chlorobenzene	ND		0.20		ug/L			07/30/20 21:47	1
Chloroethane	ND		0.50		ug/L			07/30/20 21:47	1
Chloroform	ND		0.20		ug/L			07/30/20 21:47	1
Chloromethane	ND		0.50		ug/L			07/30/20 21:47	1
cis-1,2-Dichloroethene	ND		0.20		ug/L			07/30/20 21:47	1
cis-1,3-Dichloropropene	ND		0.20		ug/L			07/30/20 21:47	1
Dibromochloromethane	ND		0.20		ug/L			07/30/20 21:47	1
Dibromomethane	ND		0.20		ug/L			07/30/20 21:47	1
Ethylbenzene	ND		0.20		ug/L			07/30/20 21:47	1
m,p-Xylene	ND		0.50		ug/L			07/30/20 21:47	1
Methyl iodide	ND		0.50		ug/L			07/30/20 21:47	1
Methylene Chloride	ND		5.0		ug/L			07/30/20 21:47	1
o-Xylene	ND		0.50		ug/L			07/30/20 21:47	1
Styrene	ND		1.0		ug/L			07/30/20 21:47	1
Tetrachloroethene	ND		0.50		ug/L			07/30/20 21:47	1
Toluene	ND		0.20		ug/L			07/30/20 21:47	1
trans-1,2-Dichloroethene	ND		0.20		ug/L			07/30/20 21:47	1
trans-1,3-Dichloropropene	ND		0.20		ug/L			07/30/20 21:47	1
trans-1,4-Dichloro-2-butene	ND		2.0		ug/L			07/30/20 21:47	1
Trichloroethene	ND		0.20		ug/L			07/30/20 21:47	1
Trichlorofluoromethane	ND		0.50		ug/L			07/30/20 21:47	1
Vinyl acetate	ND		2.0		ug/L			07/30/20 21:47	1
Vinyl chloride	ND		0.020		ug/L			07/30/20 21:47	1

# Client Sample Results

Client: SCS Engineers  
Project/Site: Coupeville Solid Waste Facility Groundwa

Job ID: 580-96362-1

**Client Sample ID: 0720-03**

**Lab Sample ID: 580-96362-3**

Date Collected: 07/28/20 12:42

Matrix: Water

Date Received: 07/29/20 15:25

Surrogate	%Recovery	Qualifier	Limits	Prepared	Analyzed	Dil Fac
1,2-Dichloroethane-d4 (Surr)	101		80 - 120		07/30/20 21:47	1
4-Bromofluorobenzene (Surr)	100		80 - 120		07/30/20 21:47	1
Dibromofluoromethane (Surr)	104		80 - 120		07/30/20 21:47	1
Toluene-d8 (Surr)	105		80 - 120		07/30/20 21:47	1

## Method: 6010D - Metals (ICP) - Dissolved

Analyte	Result	Qualifier	RL	MDL	Unit	D	Prepared	Analyzed	Dil Fac
Calcium	110		1.1		mg/L		07/30/20 10:12	08/03/20 14:42	1
Iron	1.0		0.30		mg/L		07/30/20 10:12	08/03/20 14:42	1
Magnesium	67		1.1		mg/L		07/30/20 10:12	08/03/20 14:42	1
Manganese	0.084		0.020		mg/L		07/30/20 10:12	08/03/20 14:42	1
Potassium	7.8		3.3		mg/L		07/30/20 10:12	08/03/20 14:42	1
Sodium	33		2.0		mg/L		07/30/20 10:12	08/03/20 14:42	1

## Method: 6020B - Metals (ICP/MS) - Dissolved

Analyte	Result	Qualifier	RL	MDL	Unit	D	Prepared	Analyzed	Dil Fac
Antimony	ND		0.00080		mg/L		07/30/20 10:12	07/31/20 12:38	1
Arsenic	0.013		0.0010		mg/L		07/30/20 10:12	07/31/20 12:38	1
Barium	0.13		0.0012		mg/L		07/30/20 10:12	07/31/20 12:38	1
Beryllium	ND		0.00040		mg/L		07/30/20 10:12	07/31/20 12:38	1
Cadmium	ND		0.00080		mg/L		07/30/20 10:12	07/31/20 12:38	1
Chromium	0.0012		0.00080		mg/L		07/30/20 10:12	07/31/20 12:38	1
Cobalt	ND		0.00040		mg/L		07/30/20 10:12	07/31/20 12:38	1
Copper	0.0034		0.0020		mg/L		07/30/20 10:12	07/31/20 12:38	1
Lead	ND		0.00080		mg/L		07/30/20 10:12	07/31/20 12:38	1
Nickel	0.0034		0.0030		mg/L		07/30/20 10:12	07/31/20 12:38	1
Selenium	ND		0.0080		mg/L		07/30/20 10:12	07/31/20 12:38	1
Silver	ND		0.00040		mg/L		07/30/20 10:12	07/31/20 12:38	1
Titanium	0.0012		0.0010		mg/L		07/30/20 10:12	07/31/20 12:38	1
Vanadium	0.0093		0.0040		mg/L		07/30/20 10:12	07/31/20 12:38	1
Zinc	ND		0.0070		mg/L		07/30/20 10:12	07/31/20 12:38	1

## General Chemistry

Analyte	Result	Qualifier	RL	MDL	Unit	D	Prepared	Analyzed	Dil Fac
Fluoride	ND		0.20		mg/L			08/10/20 23:54	1
Nitrate Nitrite as N	ND		0.40		mg/L			07/29/20 21:11	1
Chloride	60		0.90		mg/L			08/10/20 23:54	1
Sulfate	46		1.2		mg/L			08/10/20 23:54	1
Ammonia	ND		0.50		mg/L		08/10/20 11:19	08/10/20 11:22	1
Total Organic Carbon	6.2		1.5		mg/L			08/03/20 20:15	1
Analyte	Result	Qualifier	RL	RL	Unit	D	Prepared	Analyzed	Dil Fac
Alkalinity	410		5.0		mg/L			08/02/20 13:11	1
Bicarbonate Alkalinity as CaCO3	410		5.0		mg/L			08/02/20 13:11	1
Carbonate Alkalinity as CaCO3	ND		5.0		mg/L			08/02/20 13:11	1
Hydroxide Alkalinity as CaCO3	ND		5.0		mg/L			08/02/20 13:11	1
Total Dissolved Solids	310		10		mg/L			08/03/20 17:42	1
Chemical Oxygen Demand	ND		10		mg/L		08/11/20 12:37	08/11/20 18:40	1

Eurofins TestAmerica, Seattle

# Client Sample Results

Client: SCS Engineers  
 Project/Site: Coupeville Solid Waste Facility Groundwa

Job ID: 580-96362-1

**Client Sample ID: 0720-04**

**Lab Sample ID: 580-96362-4**

**Date Collected: 07/28/20 14:00**

**Matrix: Water**

**Date Received: 07/29/20 15:25**

**Method: 8260C LL - Volatile Organic Compounds by GC/MS**

Analyte	Result	Qualifier	RL	MDL	Unit	D	Prepared	Analyzed	Dil Fac
1,1,1,2-Tetrachloroethane	ND		0.30		ug/L			07/30/20 22:13	1
1,1,1-Trichloroethane	ND		0.20		ug/L			07/30/20 22:13	1
1,1,2,2-Tetrachloroethane	ND		0.20		ug/L			07/30/20 22:13	1
1,1,2-Trichloroethane	ND		0.20		ug/L			07/30/20 22:13	1
1,1-Dichloroethane	ND		0.20		ug/L			07/30/20 22:13	1
1,1-Dichloroethene	ND		0.20		ug/L			07/30/20 22:13	1
1,2,3-Trichloropropane	ND		0.20		ug/L			07/30/20 22:13	1
1,2-Dibromo-3-Chloropropane	ND		2.0		ug/L			07/30/20 22:13	1
1,2-Dibromoethane	ND		0.10		ug/L			07/30/20 22:13	1
1,2-Dichlorobenzene	ND		0.30		ug/L			07/30/20 22:13	1
1,2-Dichloroethane	ND		0.20		ug/L			07/30/20 22:13	1
1,2-Dichloropropane	ND		0.20		ug/L			07/30/20 22:13	1
1,4-Dichlorobenzene	ND		0.30		ug/L			07/30/20 22:13	1
2-Butanone	ND		10		ug/L			07/30/20 22:13	1
2-Hexanone	ND		3.0		ug/L			07/30/20 22:13	1
4-Methyl-2-pentanone	ND		10		ug/L			07/30/20 22:13	1
Acetone	ND		10		ug/L			07/30/20 22:13	1
Acrylonitrile	ND		10		ug/L			07/30/20 22:13	1
Benzene	ND		0.20		ug/L			07/30/20 22:13	1
Bromochloromethane	ND		0.20		ug/L			07/30/20 22:13	1
Bromodichloromethane	ND		0.20		ug/L			07/30/20 22:13	1
Bromoform	ND		0.50		ug/L			07/30/20 22:13	1
Bromomethane	ND		0.50		ug/L			07/30/20 22:13	1
Carbon disulfide	ND		0.30		ug/L			07/30/20 22:13	1
Carbon tetrachloride	ND		0.20		ug/L			07/30/20 22:13	1
Chlorobenzene	ND		0.20		ug/L			07/30/20 22:13	1
Chloroethane	ND		0.50		ug/L			07/30/20 22:13	1
Chloroform	ND		0.20		ug/L			07/30/20 22:13	1
Chloromethane	ND		0.50		ug/L			07/30/20 22:13	1
cis-1,2-Dichloroethene	ND		0.20		ug/L			07/30/20 22:13	1
cis-1,3-Dichloropropene	ND		0.20		ug/L			07/30/20 22:13	1
Dibromochloromethane	ND		0.20		ug/L			07/30/20 22:13	1
Dibromomethane	ND		0.20		ug/L			07/30/20 22:13	1
Ethylbenzene	ND		0.20		ug/L			07/30/20 22:13	1
m,p-Xylene	ND		0.50		ug/L			07/30/20 22:13	1
Methyl iodide	ND		0.50		ug/L			07/30/20 22:13	1
Methylene Chloride	ND		5.0		ug/L			07/30/20 22:13	1
o-Xylene	ND		0.50		ug/L			07/30/20 22:13	1
Styrene	ND		1.0		ug/L			07/30/20 22:13	1
Tetrachloroethene	ND		0.50		ug/L			07/30/20 22:13	1
Toluene	ND		0.20		ug/L			07/30/20 22:13	1
trans-1,2-Dichloroethene	ND		0.20		ug/L			07/30/20 22:13	1
trans-1,3-Dichloropropene	ND		0.20		ug/L			07/30/20 22:13	1
trans-1,4-Dichloro-2-butene	ND		2.0		ug/L			07/30/20 22:13	1
Trichloroethene	ND		0.20		ug/L			07/30/20 22:13	1
Trichlorofluoromethane	ND		0.50		ug/L			07/30/20 22:13	1
Vinyl acetate	ND		2.0		ug/L			07/30/20 22:13	1
Vinyl chloride	ND		0.020		ug/L			07/30/20 22:13	1

# Client Sample Results

Client: SCS Engineers  
 Project/Site: Coupeville Solid Waste Facility Groundwa

Job ID: 580-96362-1

**Client Sample ID: 0720-04**

**Lab Sample ID: 580-96362-4**

**Date Collected: 07/28/20 14:00**

**Matrix: Water**

**Date Received: 07/29/20 15:25**

Surrogate	%Recovery	Qualifier	Limits	Prepared	Analyzed	Dil Fac
1,2-Dichloroethane-d4 (Surr)	103		80 - 120		07/30/20 22:13	1
4-Bromofluorobenzene (Surr)	100		80 - 120		07/30/20 22:13	1
Dibromofluoromethane (Surr)	105		80 - 120		07/30/20 22:13	1
Toluene-d8 (Surr)	101		80 - 120		07/30/20 22:13	1

### Method: 6010D - Metals (ICP) - Dissolved

Analyte	Result	Qualifier	RL	MDL	Unit	D	Prepared	Analyzed	Dil Fac
Calcium	33		1.1		mg/L		07/30/20 10:12	08/03/20 14:46	1
Iron	ND		0.30		mg/L		07/30/20 10:12	08/03/20 14:46	1
Magnesium	38		1.1		mg/L		07/30/20 10:12	08/03/20 14:46	1
Manganese	0.048		0.020		mg/L		07/30/20 10:12	08/03/20 14:46	1
Potassium	15		3.3		mg/L		07/30/20 10:12	08/03/20 14:46	1
Sodium	17		2.0		mg/L		07/30/20 10:12	08/03/20 14:46	1

### Method: 6020B - Metals (ICP/MS) - Dissolved

Analyte	Result	Qualifier	RL	MDL	Unit	D	Prepared	Analyzed	Dil Fac
Antimony	ND		0.00080		mg/L		07/30/20 10:12	07/31/20 12:42	1
Arsenic	0.022		0.0010		mg/L		07/30/20 10:12	07/31/20 12:42	1
Barium	0.027		0.0012		mg/L		07/30/20 10:12	07/31/20 12:42	1
Beryllium	ND		0.00040		mg/L		07/30/20 10:12	07/31/20 12:42	1
Cadmium	ND		0.00080		mg/L		07/30/20 10:12	07/31/20 12:42	1
Chromium	ND		0.00080		mg/L		07/30/20 10:12	07/31/20 12:42	1
Cobalt	ND		0.00040		mg/L		07/30/20 10:12	07/31/20 12:42	1
Copper	ND		0.0020		mg/L		07/30/20 10:12	07/31/20 12:42	1
Lead	ND		0.00080		mg/L		07/30/20 10:12	07/31/20 12:42	1
Nickel	ND		0.0030		mg/L		07/30/20 10:12	07/31/20 12:42	1
Selenium	ND		0.0080		mg/L		07/30/20 10:12	07/31/20 12:42	1
Silver	ND		0.00040		mg/L		07/30/20 10:12	07/31/20 12:42	1
Titanium	ND		0.0010		mg/L		07/30/20 10:12	07/31/20 12:42	1
Vanadium	ND		0.0040		mg/L		07/30/20 10:12	07/31/20 12:42	1
Zinc	ND		0.0070		mg/L		07/30/20 10:12	07/31/20 12:42	1

### General Chemistry

Analyte	Result	Qualifier	RL	MDL	Unit	D	Prepared	Analyzed	Dil Fac
Fluoride	ND		0.20		mg/L			08/11/20 00:06	1
Nitrate Nitrite as N	ND		0.40		mg/L			07/29/20 21:34	1
Chloride	41		0.90		mg/L			08/11/20 00:06	1
Sulfate	18		1.2		mg/L			08/11/20 00:06	1
Ammonia	0.63		0.50		mg/L		08/10/20 11:19	08/10/20 11:22	1
Total Organic Carbon	3.2		1.5		mg/L			08/03/20 20:31	1
Analyte	Result	Qualifier	RL	RL	Unit	D	Prepared	Analyzed	Dil Fac
Alkalinity	180		5.0		mg/L			08/02/20 13:11	1
Bicarbonate Alkalinity as CaCO3	180		5.0		mg/L			08/02/20 13:11	1
Carbonate Alkalinity as CaCO3	ND		5.0		mg/L			08/02/20 13:11	1
Hydroxide Alkalinity as CaCO3	ND		5.0		mg/L			08/02/20 13:11	1
Total Dissolved Solids	270		10		mg/L			08/03/20 17:42	1
Chemical Oxygen Demand	ND		10		mg/L		08/11/20 12:37	08/11/20 18:40	1

Eurofins TestAmerica, Seattle

# Client Sample Results

Client: SCS Engineers  
 Project/Site: Coupeville Solid Waste Facility Groundwa

Job ID: 580-96362-1

**Client Sample ID: 0720-05**

**Lab Sample ID: 580-96362-5**

**Date Collected: 07/28/20 15:25**

**Matrix: Water**

**Date Received: 07/29/20 15:25**

**Method: 8260C LL - Volatile Organic Compounds by GC/MS**

Analyte	Result	Qualifier	RL	MDL	Unit	D	Prepared	Analyzed	Dil Fac
1,1,1,2-Tetrachloroethane	ND		0.30		ug/L			07/30/20 22:39	1
1,1,1-Trichloroethane	ND		0.20		ug/L			07/30/20 22:39	1
1,1,2,2-Tetrachloroethane	ND		0.20		ug/L			07/30/20 22:39	1
1,1,2-Trichloroethane	ND		0.20		ug/L			07/30/20 22:39	1
1,1-Dichloroethane	ND		0.20		ug/L			07/30/20 22:39	1
1,1-Dichloroethene	ND		0.20		ug/L			07/30/20 22:39	1
1,2,3-Trichloropropane	ND		0.20		ug/L			07/30/20 22:39	1
1,2-Dibromo-3-Chloropropane	ND		2.0		ug/L			07/30/20 22:39	1
1,2-Dibromoethane	ND		0.10		ug/L			07/30/20 22:39	1
1,2-Dichlorobenzene	ND		0.30		ug/L			07/30/20 22:39	1
1,2-Dichloroethane	ND		0.20		ug/L			07/30/20 22:39	1
1,2-Dichloropropane	ND		0.20		ug/L			07/30/20 22:39	1
1,4-Dichlorobenzene	ND		0.30		ug/L			07/30/20 22:39	1
2-Butanone	ND		10		ug/L			07/30/20 22:39	1
2-Hexanone	ND		3.0		ug/L			07/30/20 22:39	1
4-Methyl-2-pentanone	ND		10		ug/L			07/30/20 22:39	1
Acetone	ND		10		ug/L			07/30/20 22:39	1
Acrylonitrile	ND		10		ug/L			07/30/20 22:39	1
Benzene	ND		0.20		ug/L			07/30/20 22:39	1
Bromochloromethane	ND		0.20		ug/L			07/30/20 22:39	1
Bromodichloromethane	ND		0.20		ug/L			07/30/20 22:39	1
Bromoform	ND		0.50		ug/L			07/30/20 22:39	1
Bromomethane	ND		0.50		ug/L			07/30/20 22:39	1
Carbon disulfide	ND		0.30		ug/L			07/30/20 22:39	1
Carbon tetrachloride	ND		0.20		ug/L			07/30/20 22:39	1
Chlorobenzene	ND		0.20		ug/L			07/30/20 22:39	1
Chloroethane	ND		0.50		ug/L			07/30/20 22:39	1
Chloroform	ND		0.20		ug/L			07/30/20 22:39	1
Chloromethane	ND		0.50		ug/L			07/30/20 22:39	1
cis-1,2-Dichloroethene	ND		0.20		ug/L			07/30/20 22:39	1
cis-1,3-Dichloropropene	ND		0.20		ug/L			07/30/20 22:39	1
Dibromochloromethane	ND		0.20		ug/L			07/30/20 22:39	1
Dibromomethane	ND		0.20		ug/L			07/30/20 22:39	1
Ethylbenzene	ND		0.20		ug/L			07/30/20 22:39	1
m,p-Xylene	ND		0.50		ug/L			07/30/20 22:39	1
Methyl iodide	ND		0.50		ug/L			07/30/20 22:39	1
Methylene Chloride	ND		5.0		ug/L			07/30/20 22:39	1
o-Xylene	ND		0.50		ug/L			07/30/20 22:39	1
Styrene	ND		1.0		ug/L			07/30/20 22:39	1
Tetrachloroethene	ND		0.50		ug/L			07/30/20 22:39	1
Toluene	ND		0.20		ug/L			07/30/20 22:39	1
trans-1,2-Dichloroethene	ND		0.20		ug/L			07/30/20 22:39	1
trans-1,3-Dichloropropene	ND		0.20		ug/L			07/30/20 22:39	1
trans-1,4-Dichloro-2-butene	ND		2.0		ug/L			07/30/20 22:39	1
Trichloroethene	ND		0.20		ug/L			07/30/20 22:39	1
Trichlorofluoromethane	ND		0.50		ug/L			07/30/20 22:39	1
Vinyl acetate	ND		2.0		ug/L			07/30/20 22:39	1
Vinyl chloride	ND		0.020		ug/L			07/30/20 22:39	1

# Client Sample Results

Client: SCS Engineers  
Project/Site: Coupeville Solid Waste Facility Groundwa

Job ID: 580-96362-1

**Client Sample ID: 0720-05**

**Lab Sample ID: 580-96362-5**

Date Collected: 07/28/20 15:25

Matrix: Water

Date Received: 07/29/20 15:25

Surrogate	%Recovery	Qualifier	Limits	Prepared	Analyzed	Dil Fac
1,2-Dichloroethane-d4 (Surr)	109		80 - 120		07/30/20 22:39	1
4-Bromofluorobenzene (Surr)	95		80 - 120		07/30/20 22:39	1
Dibromofluoromethane (Surr)	101		80 - 120		07/30/20 22:39	1
Toluene-d8 (Surr)	100		80 - 120		07/30/20 22:39	1

### Method: 6010D - Metals (ICP) - Dissolved

Analyte	Result	Qualifier	RL	MDL	Unit	D	Prepared	Analyzed	Dil Fac
Calcium	56		1.1		mg/L		07/30/20 10:12	08/03/20 14:49	1
Iron	1.4		0.30		mg/L		07/30/20 10:12	08/03/20 14:49	1
Magnesium	31		1.1		mg/L		07/30/20 10:12	08/03/20 14:49	1
Manganese	0.30		0.020		mg/L		07/30/20 10:12	08/03/20 14:49	1
Potassium	5.7		3.3		mg/L		07/30/20 10:12	08/03/20 14:49	1
Sodium	26		2.0		mg/L		07/30/20 10:12	08/03/20 14:49	1

### Method: 6020B - Metals (ICP/MS) - Dissolved

Analyte	Result	Qualifier	RL	MDL	Unit	D	Prepared	Analyzed	Dil Fac
Antimony	ND		0.00080		mg/L		07/30/20 10:12	07/31/20 12:46	1
Arsenic	0.0053		0.0010		mg/L		07/30/20 10:12	07/31/20 12:46	1
Barium	0.069		0.0012		mg/L		07/30/20 10:12	07/31/20 12:46	1
Beryllium	ND		0.00040		mg/L		07/30/20 10:12	07/31/20 12:46	1
Cadmium	ND		0.00080		mg/L		07/30/20 10:12	07/31/20 12:46	1
Chromium	ND		0.00080		mg/L		07/30/20 10:12	07/31/20 12:46	1
Cobalt	ND		0.00040		mg/L		07/30/20 10:12	07/31/20 12:46	1
Copper	ND		0.0020		mg/L		07/30/20 10:12	07/31/20 12:46	1
Lead	ND		0.00080		mg/L		07/30/20 10:12	07/31/20 12:46	1
Nickel	ND		0.0030		mg/L		07/30/20 10:12	07/31/20 12:46	1
Selenium	ND		0.0080		mg/L		07/30/20 10:12	07/31/20 12:46	1
Silver	ND		0.00040		mg/L		07/30/20 10:12	07/31/20 12:46	1
Titanium	ND		0.0010		mg/L		07/30/20 10:12	07/31/20 12:46	1
Vanadium	ND		0.0040		mg/L		07/30/20 10:12	07/31/20 12:46	1
Zinc	ND		0.0070		mg/L		07/30/20 10:12	07/31/20 12:46	1

### General Chemistry

Analyte	Result	Qualifier	RL	MDL	Unit	D	Prepared	Analyzed	Dil Fac
Fluoride	ND		0.20		mg/L			08/11/20 00:18	1
Nitrate Nitrite as N	ND		0.40		mg/L			07/29/20 21:57	1
Chloride	14		0.90		mg/L			08/11/20 00:18	1
Sulfate	26		1.2		mg/L			08/11/20 00:18	1
Ammonia	ND		0.50		mg/L		08/10/20 11:19	08/10/20 11:22	1
Total Organic Carbon	3.1		1.5		mg/L			08/03/20 20:46	1
Analyte	Result	Qualifier	RL	RL	Unit	D	Prepared	Analyzed	Dil Fac
Alkalinity	240		5.0		mg/L			08/04/20 12:47	1
Bicarbonate Alkalinity as CaCO3	240		5.0		mg/L			08/04/20 12:47	1
Carbonate Alkalinity as CaCO3	ND		5.0		mg/L			08/04/20 12:47	1
Hydroxide Alkalinity as CaCO3	ND		5.0		mg/L			08/04/20 12:47	1
Total Dissolved Solids	140		10		mg/L			08/03/20 17:42	1
Chemical Oxygen Demand	ND		10		mg/L		08/11/20 12:37	08/11/20 18:40	1

Eurofins TestAmerica, Seattle

# Client Sample Results

Client: SCS Engineers  
 Project/Site: Coupeville Solid Waste Facility Groundwa

Job ID: 580-96362-1

**Client Sample ID: 0720-06**

**Lab Sample ID: 580-96362-6**

**Date Collected: 07/28/20 17:00**

**Matrix: Water**

**Date Received: 07/29/20 15:25**

**Method: 8260C LL - Volatile Organic Compounds by GC/MS**

Analyte	Result	Qualifier	RL	MDL	Unit	D	Prepared	Analyzed	Dil Fac
1,1,1,2-Tetrachloroethane	ND		0.30		ug/L			07/30/20 23:05	1
1,1,1-Trichloroethane	ND		0.20		ug/L			07/30/20 23:05	1
1,1,2,2-Tetrachloroethane	ND		0.20		ug/L			07/30/20 23:05	1
1,1,2-Trichloroethane	ND		0.20		ug/L			07/30/20 23:05	1
1,1-Dichloroethane	ND		0.20		ug/L			07/30/20 23:05	1
1,1-Dichloroethene	ND		0.20		ug/L			07/30/20 23:05	1
1,2,3-Trichloropropane	ND		0.20		ug/L			07/30/20 23:05	1
1,2-Dibromo-3-Chloropropane	ND		2.0		ug/L			07/30/20 23:05	1
1,2-Dibromoethane	ND		0.10		ug/L			07/30/20 23:05	1
1,2-Dichlorobenzene	ND		0.30		ug/L			07/30/20 23:05	1
1,2-Dichloroethane	ND		0.20		ug/L			07/30/20 23:05	1
1,2-Dichloropropane	ND		0.20		ug/L			07/30/20 23:05	1
1,4-Dichlorobenzene	ND		0.30		ug/L			07/30/20 23:05	1
2-Butanone	ND		10		ug/L			07/30/20 23:05	1
2-Hexanone	ND		3.0		ug/L			07/30/20 23:05	1
4-Methyl-2-pentanone	ND		10		ug/L			07/30/20 23:05	1
Acetone	ND		10		ug/L			07/30/20 23:05	1
Acrylonitrile	ND		10		ug/L			07/30/20 23:05	1
Benzene	ND		0.20		ug/L			07/30/20 23:05	1
Bromochloromethane	ND		0.20		ug/L			07/30/20 23:05	1
Bromodichloromethane	ND		0.20		ug/L			07/30/20 23:05	1
Bromoform	ND		0.50		ug/L			07/30/20 23:05	1
Bromomethane	ND		0.50		ug/L			07/30/20 23:05	1
Carbon disulfide	ND		0.30		ug/L			07/30/20 23:05	1
Carbon tetrachloride	ND		0.20		ug/L			07/30/20 23:05	1
Chlorobenzene	ND		0.20		ug/L			07/30/20 23:05	1
Chloroethane	ND		0.50		ug/L			07/30/20 23:05	1
Chloroform	ND		0.20		ug/L			07/30/20 23:05	1
Chloromethane	ND		0.50		ug/L			07/30/20 23:05	1
cis-1,2-Dichloroethene	ND		0.20		ug/L			07/30/20 23:05	1
cis-1,3-Dichloropropene	ND		0.20		ug/L			07/30/20 23:05	1
Dibromochloromethane	ND		0.20		ug/L			07/30/20 23:05	1
Dibromomethane	ND		0.20		ug/L			07/30/20 23:05	1
Ethylbenzene	ND		0.20		ug/L			07/30/20 23:05	1
m,p-Xylene	ND		0.50		ug/L			07/30/20 23:05	1
Methyl iodide	ND		0.50		ug/L			07/30/20 23:05	1
Methylene Chloride	ND		5.0		ug/L			07/30/20 23:05	1
o-Xylene	ND		0.50		ug/L			07/30/20 23:05	1
Styrene	ND		1.0		ug/L			07/30/20 23:05	1
Tetrachloroethene	ND		0.50		ug/L			07/30/20 23:05	1
Toluene	ND		0.20		ug/L			07/30/20 23:05	1
trans-1,2-Dichloroethene	ND		0.20		ug/L			07/30/20 23:05	1
trans-1,3-Dichloropropene	ND		0.20		ug/L			07/30/20 23:05	1
trans-1,4-Dichloro-2-butene	ND		2.0		ug/L			07/30/20 23:05	1
Trichloroethene	ND		0.20		ug/L			07/30/20 23:05	1
Trichlorofluoromethane	ND		0.50		ug/L			07/30/20 23:05	1
Vinyl acetate	ND		2.0		ug/L			07/30/20 23:05	1
Vinyl chloride	ND		0.020		ug/L			07/30/20 23:05	1

# Client Sample Results

Client: SCS Engineers  
 Project/Site: Coupeville Solid Waste Facility Groundwa

Job ID: 580-96362-1

**Client Sample ID: 0720-06**

**Lab Sample ID: 580-96362-6**

Date Collected: 07/28/20 17:00

Matrix: Water

Date Received: 07/29/20 15:25

Surrogate	%Recovery	Qualifier	Limits	Prepared	Analyzed	Dil Fac
1,2-Dichloroethane-d4 (Surr)	108		80 - 120		07/30/20 23:05	1
4-Bromofluorobenzene (Surr)	100		80 - 120		07/30/20 23:05	1
Dibromofluoromethane (Surr)	103		80 - 120		07/30/20 23:05	1
Toluene-d8 (Surr)	98		80 - 120		07/30/20 23:05	1

### Method: 6010D - Metals (ICP) - Dissolved

Analyte	Result	Qualifier	RL	MDL	Unit	D	Prepared	Analyzed	Dil Fac
Calcium	67		1.1		mg/L		07/30/20 10:12	08/03/20 14:13	1
Iron	1.5		0.30		mg/L		07/30/20 10:12	08/03/20 14:13	1
Magnesium	35		1.1		mg/L		07/30/20 10:12	08/03/20 14:13	1
Manganese	0.60		0.020		mg/L		07/30/20 10:12	08/03/20 14:13	1
Potassium	5.9		3.3		mg/L		07/30/20 10:12	08/03/20 14:13	1
Sodium	36		2.0		mg/L		07/30/20 10:12	08/03/20 14:13	1

### Method: 6020B - Metals (ICP/MS) - Dissolved

Analyte	Result	Qualifier	RL	MDL	Unit	D	Prepared	Analyzed	Dil Fac
Antimony	ND		0.00080		mg/L		07/30/20 10:12	07/31/20 11:43	1
Arsenic	0.0014		0.0010		mg/L		07/30/20 10:12	07/31/20 11:43	1
Barium	0.088		0.0012		mg/L		07/30/20 10:12	07/31/20 11:43	1
Beryllium	ND		0.00040		mg/L		07/30/20 10:12	07/31/20 11:43	1
Cadmium	ND		0.00080		mg/L		07/30/20 10:12	07/31/20 11:43	1
Chromium	ND		0.00080		mg/L		07/30/20 10:12	07/31/20 11:43	1
Cobalt	ND		0.00040		mg/L		07/30/20 10:12	07/31/20 11:43	1
Copper	ND		0.0020		mg/L		07/30/20 10:12	07/31/20 11:43	1
Lead	ND		0.00080		mg/L		07/30/20 10:12	07/31/20 11:43	1
Nickel	ND		0.0030		mg/L		07/30/20 10:12	07/31/20 11:43	1
Selenium	ND		0.0080		mg/L		07/30/20 10:12	07/31/20 11:43	1
Silver	ND		0.00040		mg/L		07/30/20 10:12	07/31/20 11:43	1
Titanium	ND		0.0010		mg/L		07/30/20 10:12	07/31/20 11:43	1
Vanadium	ND		0.0040		mg/L		07/30/20 10:12	07/31/20 11:43	1
Zinc	ND		0.0070		mg/L		07/30/20 10:12	07/31/20 11:43	1

### General Chemistry

Analyte	Result	Qualifier	RL	MDL	Unit	D	Prepared	Analyzed	Dil Fac
Fluoride	ND		0.20		mg/L			08/11/20 00:53	1
Nitrate Nitrite as N	ND		0.40		mg/L			07/29/20 22:21	1
Chloride	19		0.90		mg/L			08/11/20 00:53	1
Sulfate	31		1.2		mg/L			08/11/20 00:53	1
Ammonia	ND		0.50		mg/L		08/10/20 11:19	08/10/20 11:22	1
Total Organic Carbon	4.5		1.5		mg/L			08/03/20 21:33	1
Analyte	Result	Qualifier	RL	RL	Unit	D	Prepared	Analyzed	Dil Fac
Alkalinity	280		5.0		mg/L			08/04/20 12:47	1
Bicarbonate Alkalinity as CaCO3	280		5.0		mg/L			08/04/20 12:47	1
Carbonate Alkalinity as CaCO3	ND		5.0		mg/L			08/04/20 12:47	1
Hydroxide Alkalinity as CaCO3	ND		5.0		mg/L			08/04/20 12:47	1
Total Dissolved Solids	330		10		mg/L			08/03/20 17:42	1
Chemical Oxygen Demand	ND		10		mg/L		08/11/20 12:37	08/11/20 18:40	1

# Client Sample Results

Client: SCS Engineers  
 Project/Site: Coupeville Solid Waste Facility Groundwa

Job ID: 580-96362-1

**Client Sample ID: Trip Blank**

**Lab Sample ID: 580-96362-7**

**Date Collected: 07/28/20 00:01**

**Matrix: Water**

**Date Received: 07/29/20 15:25**

**Method: 8260C LL - Volatile Organic Compounds by GC/MS**

Analyte	Result	Qualifier	RL	MDL	Unit	D	Prepared	Analyzed	Dil Fac
1,1,1,2-Tetrachloroethane	ND		0.30		ug/L			07/30/20 19:37	1
1,1,1-Trichloroethane	ND		0.20		ug/L			07/30/20 19:37	1
1,1,2,2-Tetrachloroethane	ND		0.20		ug/L			07/30/20 19:37	1
1,1,2-Trichloroethane	ND		0.20		ug/L			07/30/20 19:37	1
1,1-Dichloroethane	ND		0.20		ug/L			07/30/20 19:37	1
1,1-Dichloroethene	ND		0.20		ug/L			07/30/20 19:37	1
1,2,3-Trichloropropane	ND		0.20		ug/L			07/30/20 19:37	1
1,2-Dibromo-3-Chloropropane	ND		2.0		ug/L			07/30/20 19:37	1
1,2-Dibromoethane	ND		0.10		ug/L			07/30/20 19:37	1
1,2-Dichlorobenzene	ND		0.30		ug/L			07/30/20 19:37	1
1,2-Dichloroethane	ND		0.20		ug/L			07/30/20 19:37	1
1,2-Dichloropropane	ND		0.20		ug/L			07/30/20 19:37	1
1,4-Dichlorobenzene	ND		0.30		ug/L			07/30/20 19:37	1
2-Butanone	ND		10		ug/L			07/30/20 19:37	1
2-Hexanone	ND		3.0		ug/L			07/30/20 19:37	1
4-Methyl-2-pentanone	ND		10		ug/L			07/30/20 19:37	1
Acetone	ND		10		ug/L			07/30/20 19:37	1
Acrylonitrile	ND		10		ug/L			07/30/20 19:37	1
Benzene	ND		0.20		ug/L			07/30/20 19:37	1
Bromochloromethane	ND		0.20		ug/L			07/30/20 19:37	1
Bromodichloromethane	ND		0.20		ug/L			07/30/20 19:37	1
Bromoform	ND		0.50		ug/L			07/30/20 19:37	1
Bromomethane	ND		0.50		ug/L			07/30/20 19:37	1
Carbon disulfide	ND		0.30		ug/L			07/30/20 19:37	1
Carbon tetrachloride	ND		0.20		ug/L			07/30/20 19:37	1
Chlorobenzene	ND		0.20		ug/L			07/30/20 19:37	1
Chloroethane	ND		0.50		ug/L			07/30/20 19:37	1
Chloroform	ND		0.20		ug/L			07/30/20 19:37	1
Chloromethane	ND		0.50		ug/L			07/30/20 19:37	1
cis-1,2-Dichloroethene	ND		0.20		ug/L			07/30/20 19:37	1
cis-1,3-Dichloropropene	ND		0.20		ug/L			07/30/20 19:37	1
Dibromochloromethane	ND		0.20		ug/L			07/30/20 19:37	1
Dibromomethane	ND		0.20		ug/L			07/30/20 19:37	1
Ethylbenzene	ND		0.20		ug/L			07/30/20 19:37	1
m,p-Xylene	ND		0.50		ug/L			07/30/20 19:37	1
Methyl iodide	ND		0.50		ug/L			07/30/20 19:37	1
Methylene Chloride	ND		5.0		ug/L			07/30/20 19:37	1
o-Xylene	ND		0.50		ug/L			07/30/20 19:37	1
Styrene	ND		1.0		ug/L			07/30/20 19:37	1
Tetrachloroethene	ND		0.50		ug/L			07/30/20 19:37	1
Toluene	ND		0.20		ug/L			07/30/20 19:37	1
trans-1,2-Dichloroethene	ND		0.20		ug/L			07/30/20 19:37	1
trans-1,3-Dichloropropene	ND		0.20		ug/L			07/30/20 19:37	1
trans-1,4-Dichloro-2-butene	ND		2.0		ug/L			07/30/20 19:37	1
Trichloroethene	ND		0.20		ug/L			07/30/20 19:37	1
Trichlorofluoromethane	ND		0.50		ug/L			07/30/20 19:37	1
Vinyl acetate	ND		2.0		ug/L			07/30/20 19:37	1
Vinyl chloride	ND		0.020		ug/L			07/30/20 19:37	1

# Client Sample Results

Client: SCS Engineers  
Project/Site: Coupeville Solid Waste Facility Groundwa

Job ID: 580-96362-1

**Client Sample ID: Trip Blank**

**Lab Sample ID: 580-96362-7**

**Date Collected: 07/28/20 00:01**

**Matrix: Water**

**Date Received: 07/29/20 15:25**

<i>Surrogate</i>	<i>%Recovery</i>	<i>Qualifier</i>	<i>Limits</i>	<i>Prepared</i>	<i>Analyzed</i>	<i>Dil Fac</i>
1,2-Dichloroethane-d4 (Surr)	110		80 - 120		07/30/20 19:37	1
4-Bromofluorobenzene (Surr)	95		80 - 120		07/30/20 19:37	1
Dibromofluoromethane (Surr)	106		80 - 120		07/30/20 19:37	1
Toluene-d8 (Surr)	100		80 - 120		07/30/20 19:37	1

# QC Sample Results

Client: SCS Engineers  
 Project/Site: Coupeville Solid Waste Facility Groundwa

Job ID: 580-96362-1

## Method: 8260C LL - Volatile Organic Compounds by GC/MS

**Lab Sample ID: MB 580-334403/7**  
**Matrix: Water**  
**Analysis Batch: 334403**

**Client Sample ID: Method Blank**  
**Prep Type: Total/NA**

Analyte	MB	MB	RL	MDL	Unit	D	Prepared	Analyzed	Dil Fac
	Result	Qualifier							
1,1,1,2-Tetrachloroethane	ND		0.30		ug/L			07/30/20 19:11	1
1,1,1-Trichloroethane	ND		0.20		ug/L			07/30/20 19:11	1
1,1,2,2-Tetrachloroethane	ND		0.20		ug/L			07/30/20 19:11	1
1,1,2-Trichloroethane	ND		0.20		ug/L			07/30/20 19:11	1
1,1-Dichloroethane	ND		0.20		ug/L			07/30/20 19:11	1
1,1-Dichloroethene	ND		0.20		ug/L			07/30/20 19:11	1
1,2,3-Trichloropropane	ND		0.20		ug/L			07/30/20 19:11	1
1,2-Dibromo-3-Chloropropane	ND		2.0		ug/L			07/30/20 19:11	1
1,2-Dibromoethane	ND		0.10		ug/L			07/30/20 19:11	1
1,2-Dichlorobenzene	ND		0.30		ug/L			07/30/20 19:11	1
1,2-Dichloroethane	ND		0.20		ug/L			07/30/20 19:11	1
1,2-Dichloropropane	ND		0.20		ug/L			07/30/20 19:11	1
1,4-Dichlorobenzene	ND		0.30		ug/L			07/30/20 19:11	1
2-Butanone	ND		10		ug/L			07/30/20 19:11	1
2-Hexanone	ND		3.0		ug/L			07/30/20 19:11	1
4-Methyl-2-pentanone	ND		10		ug/L			07/30/20 19:11	1
Acetone	ND		10		ug/L			07/30/20 19:11	1
Acrylonitrile	ND		10		ug/L			07/30/20 19:11	1
Benzene	ND		0.20		ug/L			07/30/20 19:11	1
Bromochloromethane	ND		0.20		ug/L			07/30/20 19:11	1
Bromodichloromethane	ND		0.20		ug/L			07/30/20 19:11	1
Bromoform	ND		0.50		ug/L			07/30/20 19:11	1
Bromomethane	ND		0.50		ug/L			07/30/20 19:11	1
Carbon disulfide	ND		0.30		ug/L			07/30/20 19:11	1
Carbon tetrachloride	ND		0.20		ug/L			07/30/20 19:11	1
Chlorobenzene	ND		0.20		ug/L			07/30/20 19:11	1
Chloroethane	ND		0.50		ug/L			07/30/20 19:11	1
Chloroform	ND		0.20		ug/L			07/30/20 19:11	1
Chloromethane	ND		0.50		ug/L			07/30/20 19:11	1
cis-1,2-Dichloroethene	ND		0.20		ug/L			07/30/20 19:11	1
cis-1,3-Dichloropropene	ND		0.20		ug/L			07/30/20 19:11	1
Dibromochloromethane	ND		0.20		ug/L			07/30/20 19:11	1
Dibromomethane	ND		0.20		ug/L			07/30/20 19:11	1
Ethylbenzene	ND		0.20		ug/L			07/30/20 19:11	1
m,p-Xylene	ND		0.50		ug/L			07/30/20 19:11	1
Methyl iodide	ND		0.50		ug/L			07/30/20 19:11	1
Methylene Chloride	ND		5.0		ug/L			07/30/20 19:11	1
o-Xylene	ND		0.50		ug/L			07/30/20 19:11	1
Styrene	ND		1.0		ug/L			07/30/20 19:11	1
Tetrachloroethene	ND		0.50		ug/L			07/30/20 19:11	1
Toluene	ND		0.20		ug/L			07/30/20 19:11	1
trans-1,2-Dichloroethene	ND		0.20		ug/L			07/30/20 19:11	1
trans-1,3-Dichloropropene	ND		0.20		ug/L			07/30/20 19:11	1
trans-1,4-Dichloro-2-butene	ND		2.0		ug/L			07/30/20 19:11	1
Trichloroethene	ND		0.20		ug/L			07/30/20 19:11	1
Trichlorofluoromethane	ND		0.50		ug/L			07/30/20 19:11	1
Vinyl acetate	ND		2.0		ug/L			07/30/20 19:11	1
Vinyl chloride	ND		0.020		ug/L			07/30/20 19:11	1

Eurofins TestAmerica, Seattle

# QC Sample Results

Client: SCS Engineers  
 Project/Site: Coupeville Solid Waste Facility Groundwa

Job ID: 580-96362-1

## Method: 8260C LL - Volatile Organic Compounds by GC/MS (Continued)

**Lab Sample ID: MB 580-334403/7**  
**Matrix: Water**  
**Analysis Batch: 334403**

**Client Sample ID: Method Blank**  
**Prep Type: Total/NA**

Surrogate	MB %Recovery	MB Qualifier	Limits	Prepared	Analyzed	Dil Fac
1,2-Dichloroethane-d4 (Surr)	102		80 - 120		07/30/20 19:11	1
4-Bromofluorobenzene (Surr)	96		80 - 120		07/30/20 19:11	1
Dibromofluoromethane (Surr)	102		80 - 120		07/30/20 19:11	1
Toluene-d8 (Surr)	100		80 - 120		07/30/20 19:11	1

**Lab Sample ID: LCS 580-334403/4**  
**Matrix: Water**  
**Analysis Batch: 334403**

**Client Sample ID: Lab Control Sample**  
**Prep Type: Total/NA**

Analyte	Spike Added	LCS Result	LCS Qualifier	Unit	D	%Rec	%Rec. Limits
1,1,1,2-Tetrachloroethane	5.00	5.21		ug/L		104	79 - 127
1,1,1-Trichloroethane	5.00	4.94		ug/L		99	79 - 121
1,1,2,2-Tetrachloroethane	5.00	5.52		ug/L		110	76 - 123
1,1,2-Trichloroethane	5.00	5.87		ug/L		117	80 - 127
1,1-Dichloroethane	5.00	5.06		ug/L		101	74 - 120
1,1-Dichloroethene	5.00	5.15		ug/L		103	79 - 120
1,2,3-Trichloropropane	5.00	5.43		ug/L		109	75 - 127
1,2-Dibromo-3-Chloropropane	5.00	5.26		ug/L		105	73 - 123
1,2-Dibromoethane	5.00	5.14		ug/L		103	80 - 126
1,2-Dichlorobenzene	5.00	5.35		ug/L		107	80 - 129
1,2-Dichloroethane	5.00	4.95		ug/L		99	74 - 120
1,2-Dichloropropane	5.00	5.41		ug/L		108	80 - 130
1,4-Dichlorobenzene	5.00	5.66		ug/L		113	80 - 129
2-Butanone	25.0	32.3		ug/L		129	57 - 136
2-Hexanone	25.0	27.8		ug/L		111	56 - 144
4-Methyl-2-pentanone	25.0	27.7		ug/L		111	78 - 127
Acetone	25.0	26.9		ug/L		108	49 - 150
Acrylonitrile	50.0	45.4		ug/L		91	62 - 145
Benzene	5.00	5.19		ug/L		104	73 - 120
Bromochloromethane	5.00	5.20		ug/L		104	79 - 131
Bromodichloromethane	5.00	5.59		ug/L		112	74 - 120
Bromoform	5.00	5.06		ug/L		101	69 - 125
Bromomethane	5.00	4.90		ug/L		98	68 - 131
Carbon disulfide	5.00	4.80		ug/L		96	75 - 128
Carbon tetrachloride	5.00	5.01		ug/L		100	78 - 120
Chlorobenzene	5.00	5.48		ug/L		110	80 - 123
Chloroethane	5.00	5.65		ug/L		113	70 - 135
Chloroform	5.00	5.01		ug/L		100	80 - 130
Chloromethane	5.00	4.82		ug/L		96	66 - 134
cis-1,2-Dichloroethene	5.00	5.10		ug/L		102	72 - 130
cis-1,3-Dichloropropene	5.00	5.38		ug/L		108	77 - 120
Dibromochloromethane	5.00	5.47		ug/L		109	76 - 126
Dibromomethane	5.00	5.04		ug/L		101	65 - 141
Ethylbenzene	5.00	5.06		ug/L		101	80 - 130
m,p-Xylene	5.00	5.34		ug/L		107	86 - 130
Methyl iodide	5.00	4.54		ug/L		91	60 - 133
Methylene Chloride	5.00	4.43	J	ug/L		89	68 - 134
o-Xylene	5.00	5.11		ug/L		102	80 - 133

Eurofins TestAmerica, Seattle

# QC Sample Results

Client: SCS Engineers  
 Project/Site: Coupeville Solid Waste Facility Groundwa

Job ID: 580-96362-1

## Method: 8260C LL - Volatile Organic Compounds by GC/MS (Continued)

**Lab Sample ID: LCS 580-334403/4**  
**Matrix: Water**  
**Analysis Batch: 334403**

**Client Sample ID: Lab Control Sample**  
**Prep Type: Total/NA**

Analyte	Spike Added	LCS Result	LCS Qualifier	Unit	D	%Rec	%Rec. Limits
Styrene	5.00	5.48		ug/L		110	74 - 136
Tetrachloroethene	5.00	5.04		ug/L		101	75 - 131
Toluene	5.00	5.03		ug/L		101	80 - 126
trans-1,2-Dichloroethene	5.00	4.68		ug/L		94	63 - 133
trans-1,3-Dichloropropene	5.00	5.47		ug/L		109	71 - 128
trans-1,4-Dichloro-2-butene	5.00	5.32		ug/L		106	45 - 144
Trichloroethene	5.00	5.08		ug/L		102	72 - 136
Trichlorofluoromethane	5.00	5.20		ug/L		104	75 - 120
Vinyl acetate	12.5	13.5		ug/L		108	60 - 138
Vinyl chloride	5.00	5.11		ug/L		102	69 - 128

Surrogate	LCS %Recovery	LCS Qualifier	Limits
1,2-Dichloroethane-d4 (Surr)	103		80 - 120
4-Bromofluorobenzene (Surr)	103		80 - 120
Dibromofluoromethane (Surr)	97		80 - 120
Toluene-d8 (Surr)	98		80 - 120

**Lab Sample ID: LCSD 580-334403/5**  
**Matrix: Water**  
**Analysis Batch: 334403**

**Client Sample ID: Lab Control Sample Dup**  
**Prep Type: Total/NA**

Analyte	Spike Added	LCSD Result	LCSD Qualifier	Unit	D	%Rec	%Rec. Limits	RPD	RPD Limit
1,1,1,2-Tetrachloroethane	5.00	5.39		ug/L		108	79 - 127	3	11
1,1,1-Trichloroethane	5.00	4.94		ug/L		99	79 - 121	0	14
1,1,2,2-Tetrachloroethane	5.00	5.56		ug/L		111	76 - 123	1	10
1,1,2-Trichloroethane	5.00	5.45		ug/L		109	80 - 127	7	10
1,1-Dichloroethane	5.00	4.90		ug/L		98	74 - 120	3	10
1,1-Dichloroethene	5.00	5.21		ug/L		104	79 - 120	1	17
1,2,3-Trichloropropane	5.00	5.78		ug/L		116	75 - 127	6	12
1,2-Dibromo-3-Chloropropane	5.00	5.61		ug/L		112	73 - 123	6	16
1,2-Dibromoethane	5.00	5.19		ug/L		104	80 - 126	1	11
1,2-Dichlorobenzene	5.00	5.54		ug/L		111	80 - 129	4	10
1,2-Dichloroethane	5.00	4.86		ug/L		97	74 - 120	2	10
1,2-Dichloropropane	5.00	5.34		ug/L		107	80 - 130	1	14
1,4-Dichlorobenzene	5.00	5.58		ug/L		112	80 - 129	1	11
2-Butanone	25.0	26.3		ug/L		105	57 - 136	20	23
2-Hexanone	25.0	26.1		ug/L		104	56 - 144	6	21
4-Methyl-2-pentanone	25.0	30.7		ug/L		123	78 - 127	10	12
Acetone	25.0	27.8		ug/L		111	49 - 150	3	24
Acrylonitrile	50.0	51.9		ug/L		104	62 - 145	13	14
Benzene	5.00	5.09		ug/L		102	73 - 120	2	10
Bromochloromethane	5.00	5.44		ug/L		109	79 - 131	5	10
Bromodichloromethane	5.00	5.24		ug/L		105	74 - 120	6	10
Bromoform	5.00	5.13		ug/L		103	69 - 125	1	10
Bromomethane	5.00	4.81		ug/L		96	68 - 131	2	18
Carbon disulfide	5.00	4.80		ug/L		96	75 - 128	0	14
Carbon tetrachloride	5.00	4.95		ug/L		99	78 - 120	1	10
Chlorobenzene	5.00	5.39		ug/L		108	80 - 123	2	12

Eurofins TestAmerica, Seattle

# QC Sample Results

Client: SCS Engineers  
Project/Site: Coupeville Solid Waste Facility Groundwa

Job ID: 580-96362-1

## Method: 8260C LL - Volatile Organic Compounds by GC/MS (Continued)

**Lab Sample ID: LCSD 580-334403/5**  
**Matrix: Water**  
**Analysis Batch: 334403**

**Client Sample ID: Lab Control Sample Dup**  
**Prep Type: Total/NA**

Analyte	Spike Added	LCSD Result	LCSD Qualifier	Unit	D	%Rec	%Rec. Limits	RPD	RPD Limit
Chloroethane	5.00	5.07		ug/L		101	70 - 135	11	20
Chloroform	5.00	5.12		ug/L		102	80 - 130	2	10
Chloromethane	5.00	4.82		ug/L		96	66 - 134	0	16
cis-1,2-Dichloroethene	5.00	4.90		ug/L		98	72 - 130	4	10
cis-1,3-Dichloropropene	5.00	5.21		ug/L		104	77 - 120	3	10
Dibromochloromethane	5.00	5.50		ug/L		110	76 - 126	0	10
Dibromomethane	5.00	4.96		ug/L		99	65 - 141	2	10
Ethylbenzene	5.00	4.91		ug/L		98	80 - 130	3	10
m,p-Xylene	5.00	5.05		ug/L		101	86 - 130	6	10
Methyl iodide	5.00	4.76		ug/L		95	60 - 133	5	10
Methylene Chloride	5.00	4.73	J	ug/L		95	68 - 134	7	18
o-Xylene	5.00	5.08		ug/L		102	80 - 133	1	10
Styrene	5.00	4.94		ug/L		99	74 - 136	10	10
Tetrachloroethene	5.00	4.97		ug/L		99	75 - 131	1	20
Toluene	5.00	4.82		ug/L		96	80 - 126	4	20
trans-1,2-Dichloroethene	5.00	4.88		ug/L		98	63 - 133	4	17
trans-1,3-Dichloropropene	5.00	5.26		ug/L		105	71 - 128	4	16
trans-1,4-Dichloro-2-butene	5.00	5.37		ug/L		107	45 - 144	1	31
Trichloroethene	5.00	4.92		ug/L		98	72 - 136	3	14
Trichlorofluoromethane	5.00	5.06		ug/L		101	75 - 120	3	13
Vinyl acetate	12.5	14.3		ug/L		114	60 - 138	5	22
Vinyl chloride	5.00	5.05		ug/L		101	69 - 128	1	21

Surrogate	LCSD %Recovery	LCSD Qualifier	Limits
1,2-Dichloroethane-d4 (Surr)	98		80 - 120
4-Bromofluorobenzene (Surr)	104		80 - 120
Dibromofluoromethane (Surr)	101		80 - 120
Toluene-d8 (Surr)	103		80 - 120

## Method: 6010D - Metals (ICP)

**Lab Sample ID: MB 580-334351/12-A**  
**Matrix: Water**  
**Analysis Batch: 334654**

**Client Sample ID: Method Blank**  
**Prep Type: Total Recoverable**  
**Prep Batch: 334351**

Analyte	MB Result	MB Qualifier	RL	MDL	Unit	D	Prepared	Analyzed	Dil Fac
Calcium	ND		1.1		mg/L		07/30/20 10:12	08/03/20 14:04	1
Iron	ND		0.30		mg/L		07/30/20 10:12	08/03/20 14:04	1
Magnesium	ND		1.1		mg/L		07/30/20 10:12	08/03/20 14:04	1
Manganese	ND		0.020		mg/L		07/30/20 10:12	08/03/20 14:04	1
Potassium	ND		3.3		mg/L		07/30/20 10:12	08/03/20 14:04	1
Sodium	ND		2.0		mg/L		07/30/20 10:12	08/03/20 14:04	1

**Lab Sample ID: LCS 580-334351/13-A**  
**Matrix: Water**  
**Analysis Batch: 334654**

**Client Sample ID: Lab Control Sample**  
**Prep Type: Total Recoverable**  
**Prep Batch: 334351**

Analyte	Spike Added	LCS Result	LCS Qualifier	Unit	D	%Rec	%Rec. Limits
Calcium	20.0	20.9		mg/L		104	80 - 120

Eurofins TestAmerica, Seattle

# QC Sample Results

Client: SCS Engineers  
 Project/Site: Coupeville Solid Waste Facility Groundwa

Job ID: 580-96362-1

## Method: 6010D - Metals (ICP) (Continued)

**Lab Sample ID: LCS 580-334351/13-A**  
**Matrix: Water**  
**Analysis Batch: 334654**

**Client Sample ID: Lab Control Sample**  
**Prep Type: Total Recoverable**  
**Prep Batch: 334351**

Analyte	Spike Added	LCS Result	LCS Qualifier	Unit	D	%Rec	%Rec. Limits
Iron	20.0	21.1		mg/L		106	80 - 120
Magnesium	20.0	21.4		mg/L		107	80 - 120
Manganese	1.00	0.994		mg/L		99	80 - 120
Potassium	20.0	19.7		mg/L		98	80 - 120
Sodium	20.0	20.7		mg/L		103	80 - 120

**Lab Sample ID: LCSD 580-334351/14-A**  
**Matrix: Water**  
**Analysis Batch: 334654**

**Client Sample ID: Lab Control Sample Dup**  
**Prep Type: Total Recoverable**  
**Prep Batch: 334351**

Analyte	Spike Added	LCSD Result	LCSD Qualifier	Unit	D	%Rec	%Rec. Limits	RPD	Limit
Calcium	20.0	21.6		mg/L		108	80 - 120	4	20
Iron	20.0	22.0		mg/L		110	80 - 120	4	20
Magnesium	20.0	22.3		mg/L		111	80 - 120	4	20
Manganese	1.00	0.998		mg/L		100	80 - 120	0	20
Potassium	20.0	20.2		mg/L		101	80 - 120	3	20
Sodium	20.0	21.6		mg/L		108	80 - 120	4	20

**Lab Sample ID: 580-96362-6 MS**  
**Matrix: Water**  
**Analysis Batch: 334654**

**Client Sample ID: 0720-06**  
**Prep Type: Dissolved**  
**Prep Batch: 334351**

Analyte	Sample Result	Sample Qualifier	Spike Added	MS Result	MS Qualifier	Unit	D	%Rec	%Rec. Limits
Calcium	67		20.0	86.5		mg/L		99	80 - 120
Iron	1.5		20.0	22.4		mg/L		105	80 - 120
Magnesium	35		20.0	55.3		mg/L		104	80 - 120
Manganese	0.60		1.00	1.57		mg/L		97	80 - 120
Potassium	5.9		20.0	25.7		mg/L		99	80 - 120
Sodium	36		20.0	56.3		mg/L		100	80 - 120

**Lab Sample ID: 580-96362-6 MSD**  
**Matrix: Water**  
**Analysis Batch: 334654**

**Client Sample ID: 0720-06**  
**Prep Type: Dissolved**  
**Prep Batch: 334351**

Analyte	Sample Result	Sample Qualifier	Spike Added	MSD Result	MSD Qualifier	Unit	D	%Rec	%Rec. Limits	RPD	Limit
Calcium	67		20.0	84.8		mg/L		90	80 - 120	2	20
Iron	1.5		20.0	22.2		mg/L		104	80 - 120	1	20
Magnesium	35		20.0	54.2		mg/L		99	80 - 120	2	20
Manganese	0.60		1.00	1.49		mg/L		89	80 - 120	5	20
Potassium	5.9		20.0	25.2		mg/L		96	80 - 120	2	20
Sodium	36		20.0	55.3		mg/L		95	80 - 120	2	20

**Lab Sample ID: 580-96362-6 DU**  
**Matrix: Water**  
**Analysis Batch: 334654**

**Client Sample ID: 0720-06**  
**Prep Type: Dissolved**  
**Prep Batch: 334351**

Analyte	Sample Result	Sample Qualifier	DU Result	DU Qualifier	Unit	D	RPD	Limit
Calcium	67		65.6		mg/L		2	20
Iron	1.5		1.48		mg/L		1	20
Magnesium	35		34.2		mg/L		0.8	20

Eurofins TestAmerica, Seattle

# QC Sample Results

Client: SCS Engineers  
 Project/Site: Coupeville Solid Waste Facility Groundwa

Job ID: 580-96362-1

## Method: 6010D - Metals (ICP) (Continued)

**Lab Sample ID: 580-96362-6 DU**  
**Matrix: Water**  
**Analysis Batch: 334654**

**Client Sample ID: 0720-06**  
**Prep Type: Dissolved**  
**Prep Batch: 334351**

Analyte	Sample Result	Sample Qualifier	DU Result	DU Qualifier	Unit	D	RPD	RPD Limit
Manganese	0.60		0.590		mg/L		2	20
Potassium	5.9		5.81		mg/L		2	20
Sodium	36		35.9		mg/L		1	20

## Method: 6020B - Metals (ICP/MS)

**Lab Sample ID: MB 580-334351/12-A**  
**Matrix: Water**  
**Analysis Batch: 334572**

**Client Sample ID: Method Blank**  
**Prep Type: Total Recoverable**  
**Prep Batch: 334351**

Analyte	MB Result	MB Qualifier	RL	MDL	Unit	D	Prepared	Analyzed	Dil Fac
Antimony	ND		0.00080		mg/L		07/30/20 10:12	07/31/20 11:39	1
Arsenic	ND		0.0010		mg/L		07/30/20 10:12	07/31/20 11:39	1
Barium	ND		0.0012		mg/L		07/30/20 10:12	07/31/20 11:39	1
Beryllium	ND		0.00040		mg/L		07/30/20 10:12	07/31/20 11:39	1
Cadmium	ND		0.00080		mg/L		07/30/20 10:12	07/31/20 11:39	1
Chromium	ND		0.00080		mg/L		07/30/20 10:12	07/31/20 11:39	1
Cobalt	ND		0.00040		mg/L		07/30/20 10:12	07/31/20 11:39	1
Copper	ND		0.0020		mg/L		07/30/20 10:12	07/31/20 11:39	1
Lead	ND		0.00080		mg/L		07/30/20 10:12	07/31/20 11:39	1
Nickel	ND		0.0030		mg/L		07/30/20 10:12	07/31/20 11:39	1
Selenium	ND		0.0080		mg/L		07/30/20 10:12	07/31/20 11:39	1
Silver	ND		0.00040		mg/L		07/30/20 10:12	07/31/20 11:39	1
Titanium	ND		0.0010		mg/L		07/30/20 10:12	07/31/20 11:39	1
Vanadium	ND		0.0040		mg/L		07/30/20 10:12	07/31/20 11:39	1
Zinc	ND		0.0070		mg/L		07/30/20 10:12	07/31/20 11:39	1

**Lab Sample ID: LCS 580-334351/13-A**  
**Matrix: Water**  
**Analysis Batch: 334572**

**Client Sample ID: Lab Control Sample**  
**Prep Type: Total Recoverable**  
**Prep Batch: 334351**

Analyte	Spike Added	LCS Result	LCS Qualifier	Unit	D	%Rec	Limits
Antimony	1.00	0.990		mg/L		99	80 - 120
Arsenic	1.00	0.997		mg/L		100	80 - 120
Barium	1.00	0.995		mg/L		100	80 - 120
Beryllium	1.00	0.967		mg/L		97	80 - 120
Cadmium	1.00	0.988		mg/L		99	80 - 120
Chromium	1.00	0.998		mg/L		100	80 - 120
Cobalt	1.00	1.02		mg/L		102	80 - 120
Copper	1.00	0.998		mg/L		100	80 - 120
Lead	1.00	0.979		mg/L		98	80 - 120
Nickel	1.00	1.00		mg/L		100	80 - 120
Selenium	1.00	1.00		mg/L		100	80 - 120
Silver	1.00	0.992		mg/L		99	80 - 120
Titanium	1.00	0.982		mg/L		98	80 - 120
Vanadium	1.00	1.00		mg/L		100	80 - 120
Zinc	1.00	0.997		mg/L		100	80 - 120

# QC Sample Results

Client: SCS Engineers  
 Project/Site: Coupeville Solid Waste Facility Groundwa

Job ID: 580-96362-1

## Method: 6020B - Metals (ICP/MS) (Continued)

**Lab Sample ID: LCSD 580-334351/14-A**  
**Matrix: Water**  
**Analysis Batch: 334572**

**Client Sample ID: Lab Control Sample Dup**  
**Prep Type: Total Recoverable**  
**Prep Batch: 334351**

Analyte	Spike Added	LCSD Result	LCSD Qualifier	Unit	D	%Rec	%Rec.		RPD	Limit
							Limits	RPD		
Antimony	1.00	0.996		mg/L		100	80 - 120	1	20	
Arsenic	1.00	1.01		mg/L		101	80 - 120	1	20	
Barium	1.00	1.01		mg/L		101	80 - 120	1	20	
Beryllium	1.00	0.968		mg/L		97	80 - 120	0	20	
Cadmium	1.00	0.997		mg/L		100	80 - 120	1	20	
Chromium	1.00	1.00		mg/L		100	80 - 120	1	20	
Cobalt	1.00	1.03		mg/L		103	80 - 120	2	20	
Copper	1.00	0.998		mg/L		100	80 - 120	0	20	
Lead	1.00	0.979		mg/L		98	80 - 120	0	20	
Nickel	1.00	1.01		mg/L		101	80 - 120	1	20	
Selenium	1.00	0.955		mg/L		95	80 - 120	5	20	
Silver	1.00	0.997		mg/L		100	80 - 120	1	20	
Titanium	1.00	1.03		mg/L		103	80 - 120	5	20	
Vanadium	1.00	1.00		mg/L		100	80 - 120	0	20	
Zinc	1.00	1.02		mg/L		102	80 - 120	2	20	

**Lab Sample ID: 580-96362-6 MS**  
**Matrix: Water**  
**Analysis Batch: 334572**

**Client Sample ID: 0720-06**  
**Prep Type: Dissolved**  
**Prep Batch: 334351**

Analyte	Sample Result	Sample Qualifier	Spike Added	MS Result	MS Qualifier	Unit	D	%Rec	%Rec.		RPD	Limit
									Limits	RPD		
Antimony	ND		1.00	1.04		mg/L		104	80 - 120			
Arsenic	0.0014		1.00	0.988		mg/L		99	80 - 120			
Barium	0.088		1.00	1.13		mg/L		104	80 - 120			
Beryllium	ND		1.00	0.962		mg/L		96	80 - 120			
Cadmium	ND		1.00	0.979		mg/L		98	80 - 120			
Chromium	ND		1.00	0.979		mg/L		98	80 - 120			
Cobalt	ND		1.00	1.01		mg/L		101	80 - 120			
Copper	ND		1.00	0.995		mg/L		99	80 - 120			
Lead	ND		1.00	0.956		mg/L		96	80 - 120			
Nickel	ND		1.00	0.972		mg/L		97	80 - 120			
Selenium	ND		1.00	0.961		mg/L		96	80 - 120			
Silver	ND		1.00	0.987		mg/L		99	80 - 120			
Titanium	ND		1.00	0.952		mg/L		95	80 - 120			
Vanadium	ND		1.00	0.991		mg/L		99	80 - 120			
Zinc	ND		1.00	1.01		mg/L		100	80 - 120			

**Lab Sample ID: 580-96362-6 MSD**  
**Matrix: Water**  
**Analysis Batch: 334572**

**Client Sample ID: 0720-06**  
**Prep Type: Dissolved**  
**Prep Batch: 334351**

Analyte	Sample Result	Sample Qualifier	Spike Added	MSD Result	MSD Qualifier	Unit	D	%Rec	%Rec.		RPD	Limit
									Limits	RPD		
Antimony	ND		1.00	1.04		mg/L		104	80 - 120	0	20	
Arsenic	0.0014		1.00	0.979		mg/L		98	80 - 120	1	20	
Barium	0.088		1.00	1.11		mg/L		102	80 - 120	2	20	
Beryllium	ND		1.00	0.967		mg/L		97	80 - 120	1	20	
Cadmium	ND		1.00	0.982		mg/L		98	80 - 120	0	20	
Chromium	ND		1.00	0.977		mg/L		98	80 - 120	0	20	
Cobalt	ND		1.00	0.996		mg/L		100	80 - 120	1	20	

Eurofins TestAmerica, Seattle

# QC Sample Results

Client: SCS Engineers  
 Project/Site: Coupeville Solid Waste Facility Groundwa

Job ID: 580-96362-1

## Method: 6020B - Metals (ICP/MS) (Continued)

**Lab Sample ID: 580-96362-6 MSD**  
**Matrix: Water**  
**Analysis Batch: 334572**

**Client Sample ID: 0720-06**  
**Prep Type: Dissolved**  
**Prep Batch: 334351**

Analyte	Sample Result	Sample Qualifier	Spike Added	MSD Result	MSD Qualifier	Unit	D	%Rec	%Rec. Limits	RPD	RPD Limit
Copper	ND		1.00	0.987		mg/L		99	80 - 120	1	20
Lead	ND		1.00	0.961		mg/L		96	80 - 120	1	20
Nickel	ND		1.00	0.985		mg/L		98	80 - 120	1	20
Selenium	ND		1.00	0.963		mg/L		96	80 - 120	0	20
Silver	ND		1.00	0.980		mg/L		98	80 - 120	1	20
Titanium	ND		1.00	0.975		mg/L		97	80 - 120	2	20
Vanadium	ND		1.00	0.986		mg/L		98	80 - 120	0	20
Zinc	ND		1.00	0.990		mg/L		98	80 - 120	2	20

**Lab Sample ID: 580-96362-6 DU**  
**Matrix: Water**  
**Analysis Batch: 334572**

**Client Sample ID: 0720-06**  
**Prep Type: Dissolved**  
**Prep Batch: 334351**

Analyte	Sample Result	Sample Qualifier	DU Result	DU Qualifier	Unit	D	RPD	RPD Limit
Antimony	ND		ND		mg/L		NC	20
Arsenic	0.0014		0.00145		mg/L		2	20
Barium	0.088		0.0862		mg/L		2	20
Beryllium	ND		ND		mg/L		NC	20
Cadmium	ND		ND		mg/L		NC	20
Chromium	ND		ND		mg/L		NC	20
Cobalt	ND		ND		mg/L		NC	20
Copper	ND		ND		mg/L		NC	20
Lead	ND		ND		mg/L		NC	20
Nickel	ND		ND		mg/L		NC	20
Selenium	ND		ND		mg/L		NC	20
Silver	ND		ND		mg/L		NC	20
Titanium	ND		ND		mg/L		NC	20
Vanadium	ND		ND		mg/L		NC	20
Zinc	ND		ND		mg/L		NC	20

## Method: 300.0 - Anions, Ion Chromatography

**Lab Sample ID: MB 580-334390/3**  
**Matrix: Water**  
**Analysis Batch: 334390**

**Client Sample ID: Method Blank**  
**Prep Type: Total/NA**

Analyte	MB Result	MB Qualifier	RL	MDL	Unit	D	Prepared	Analyzed	Dil Fac
Nitrate Nitrite as N	ND		0.40		mg/L			07/29/20 12:38	1

**Lab Sample ID: LCS 580-334390/4**  
**Matrix: Water**  
**Analysis Batch: 334390**

**Client Sample ID: Lab Control Sample**  
**Prep Type: Total/NA**

Analyte	Spike Added	LCS Result	LCS Qualifier	Unit	D	%Rec	%Rec. Limits
Nitrate Nitrite as N	10.0	10.4		mg/L		104	90 - 110

# QC Sample Results

Client: SCS Engineers  
Project/Site: Coupeville Solid Waste Facility Groundwa

Job ID: 580-96362-1

## Method: 300.0 - Anions, Ion Chromatography (Continued)

Lab Sample ID: LCSD 580-334390/5  
Matrix: Water  
Analysis Batch: 334390

Client Sample ID: Lab Control Sample Dup  
Prep Type: Total/NA

Analyte	Spike Added	LCSD Result	LCSD Qualifier	Unit	D	%Rec	%Rec. Limits	RPD	RPD Limit
Nitrate Nitrite as N	10.0	10.4		mg/L		104	90 - 110	0	15

Lab Sample ID: MB 580-335301/3  
Matrix: Water  
Analysis Batch: 335301

Client Sample ID: Method Blank  
Prep Type: Total/NA

Analyte	MB Result	MB Qualifier	RL	MDL	Unit	D	Prepared	Analyzed	Dil Fac
Fluoride	ND		0.20		mg/L			08/10/20 20:00	1
Chloride	ND		0.90		mg/L			08/10/20 20:00	1
Sulfate	ND		1.2		mg/L			08/10/20 20:00	1

Lab Sample ID: LCS 580-335301/4  
Matrix: Water  
Analysis Batch: 335301

Client Sample ID: Lab Control Sample  
Prep Type: Total/NA

Analyte	Spike Added	LCS Result	LCS Qualifier	Unit	D	%Rec	%Rec. Limits
Fluoride	5.00	5.25		mg/L		105	90 - 110
Chloride	50.0	50.9		mg/L		102	90 - 110
Sulfate	50.0	49.2		mg/L		98	90 - 110

Lab Sample ID: LCSD 580-335301/5  
Matrix: Water  
Analysis Batch: 335301

Client Sample ID: Lab Control Sample Dup  
Prep Type: Total/NA

Analyte	Spike Added	LCSD Result	LCSD Qualifier	Unit	D	%Rec	%Rec. Limits	RPD	RPD Limit
Fluoride	5.00	5.36		mg/L		107	90 - 110	2	15
Chloride	50.0	51.0		mg/L		102	90 - 110	0	15
Sulfate	50.0	49.5		mg/L		99	90 - 110	1	15

## Method: 350.1 - Nitrogen, Ammonia

Lab Sample ID: MB 580-335177/1-A  
Matrix: Water  
Analysis Batch: 335179

Client Sample ID: Method Blank  
Prep Type: Total/NA  
Prep Batch: 335177

Analyte	MB Result	MB Qualifier	RL	MDL	Unit	D	Prepared	Analyzed	Dil Fac
Ammonia	ND		0.50		mg/L		08/10/20 11:19	08/10/20 11:22	1

Lab Sample ID: LCS 580-335177/2-A  
Matrix: Water  
Analysis Batch: 335179

Client Sample ID: Lab Control Sample  
Prep Type: Total/NA  
Prep Batch: 335177

Analyte	Spike Added	LCS Result	LCS Qualifier	Unit	D	%Rec	%Rec. Limits
Ammonia	2.00	2.02		mg/L		101	90 - 110

# QC Sample Results

Client: SCS Engineers  
 Project/Site: Coupeville Solid Waste Facility Groundwa

Job ID: 580-96362-1

## Method: 350.1 - Nitrogen, Ammonia (Continued)

**Lab Sample ID: 580-96362-1 MS**  
**Matrix: Water**  
**Analysis Batch: 335179**

**Client Sample ID: 0720-01**  
**Prep Type: Total/NA**  
**Prep Batch: 335177**  
 %Rec.

Analyte	Sample Result	Sample Qualifier	Spike Added	MS Result	MS Qualifier	Unit	D	%Rec	Limits
Ammonia	ND		2.00	2.38		mg/L		104	90 - 110

**Lab Sample ID: 580-96362-1 MSD**  
**Matrix: Water**  
**Analysis Batch: 335179**

**Client Sample ID: 0720-01**  
**Prep Type: Total/NA**  
**Prep Batch: 335177**  
 %Rec. RPD

Analyte	Sample Result	Sample Qualifier	Spike Added	MSD Result	MSD Qualifier	Unit	D	%Rec	Limits	RPD	Limit
Ammonia	ND		2.00	2.25		mg/L		97	90 - 110	6	20

**Lab Sample ID: 580-96362-1 DU**  
**Matrix: Water**  
**Analysis Batch: 335179**

**Client Sample ID: 0720-01**  
**Prep Type: Total/NA**  
**Prep Batch: 335177**  
 RPD

Analyte	Sample Result	Sample Qualifier	DU Result	DU Qualifier	Unit	D	RPD	Limit
Ammonia	ND		ND		mg/L		NC	20

## Method: SM 2320B - Alkalinity

**Lab Sample ID: LCS 580-334558/2**  
**Matrix: Water**  
**Analysis Batch: 334558**

**Client Sample ID: Lab Control Sample**  
**Prep Type: Total/NA**

Analyte	Spike Added	LCS Result	LCS Qualifier	Unit	D	%Rec	%Rec. Limits
Alkalinity	100	101		mg/L		101	85 - 115

**Lab Sample ID: LCS 580-334711/2**  
**Matrix: Water**  
**Analysis Batch: 334711**

**Client Sample ID: Lab Control Sample**  
**Prep Type: Total/NA**

Analyte	Spike Added	LCS Result	LCS Qualifier	Unit	D	%Rec	%Rec. Limits
Alkalinity	100	99.8		mg/L		100	85 - 115

## Method: SM 2540C - Solids, Total Dissolved (TDS)

**Lab Sample ID: MB 580-334645/1**  
**Matrix: Water**  
**Analysis Batch: 334645**

**Client Sample ID: Method Blank**  
**Prep Type: Total/NA**

Analyte	MB Result	MB Qualifier	RL	RL	Unit	D	Prepared	Analyzed	Dil Fac
Total Dissolved Solids	ND		10		mg/L			08/03/20 17:42	1

**Lab Sample ID: LCS 580-334645/2**  
**Matrix: Water**  
**Analysis Batch: 334645**

**Client Sample ID: Lab Control Sample**  
**Prep Type: Total/NA**

Analyte	Spike Added	LCS Result	LCS Qualifier	Unit	D	%Rec	%Rec. Limits
Total Dissolved Solids	1000	880		mg/L		88	80 - 120

# QC Sample Results

Client: SCS Engineers  
Project/Site: Coupeville Solid Waste Facility Groundwa

Job ID: 580-96362-1

## Method: SM 2540C - Solids, Total Dissolved (TDS) (Continued)

Lab Sample ID: 580-96362-1 DU  
Matrix: Water  
Analysis Batch: 334645

Client Sample ID: 0720-01  
Prep Type: Total/NA

Analyte	Sample Result	Sample Qualifier	DU Result	DU Qualifier	Unit	D	RPD	RPD Limit
Total Dissolved Solids	580		540		mg/L		6	20

## Method: SM 5220D - COD

Lab Sample ID: MB 580-335302/3-A  
Matrix: Water  
Analysis Batch: 335363

Client Sample ID: Method Blank  
Prep Type: Total/NA  
Prep Batch: 335302

Analyte	MB Result	MB Qualifier	RL	RL	Unit	D	Prepared	Analyzed	Dil Fac
Chemical Oxygen Demand	ND		10		mg/L		08/11/20 12:37	08/11/20 18:40	1

Lab Sample ID: LCS 580-335302/4-A  
Matrix: Water  
Analysis Batch: 335363

Client Sample ID: Lab Control Sample  
Prep Type: Total/NA  
Prep Batch: 335302  
%Rec. Limits

Analyte	Spike Added	LCS Result	LCS Qualifier	Unit	D	%Rec	Limits
Chemical Oxygen Demand	75.0	74.6		mg/L		99	80 - 120

Lab Sample ID: LCSD 580-335302/5-A  
Matrix: Water  
Analysis Batch: 335363

Client Sample ID: Lab Control Sample Dup  
Prep Type: Total/NA  
Prep Batch: 335302  
%Rec. RPD Limit

Analyte	Spike Added	LCSD Result	LCSD Qualifier	Unit	D	%Rec	Limits	RPD	Limit
Chemical Oxygen Demand	75.0	74.3		mg/L		99	80 - 120	0	20

Lab Sample ID: 580-96362-3 MS  
Matrix: Water  
Analysis Batch: 335363

Client Sample ID: 0720-03  
Prep Type: Total/NA  
Prep Batch: 335302  
%Rec. Limits

Analyte	Sample Result	Sample Qualifier	Spike Added	MS Result	MS Qualifier	Unit	D	%Rec	Limits
Chemical Oxygen Demand	ND		25.0	29.3		mg/L		117	75 - 125

Lab Sample ID: 580-96362-3 DU  
Matrix: Water  
Analysis Batch: 335363

Client Sample ID: 0720-03  
Prep Type: Total/NA  
Prep Batch: 335302

Analyte	Sample Result	Sample Qualifier	DU Result	DU Qualifier	Unit	D	RPD	RPD Limit
Chemical Oxygen Demand	ND		ND		mg/L		NC	20

## Method: SM 5310B - Organic Carbon, Total (TOC)

Lab Sample ID: MB 580-334808/3  
Matrix: Water  
Analysis Batch: 334808

Client Sample ID: Method Blank  
Prep Type: Total/NA

Analyte	MB Result	MB Qualifier	RL	MDL	Unit	D	Prepared	Analyzed	Dil Fac
Total Organic Carbon	ND		1.5		mg/L			08/03/20 18:24	1

Eurofins TestAmerica, Seattle

# QC Sample Results

Client: SCS Engineers  
 Project/Site: Coupeville Solid Waste Facility Groundwa

Job ID: 580-96362-1

## Method: SM 5310B - Organic Carbon, Total (TOC) (Continued)

**Lab Sample ID: LCS 580-334808/4**  
**Matrix: Water**  
**Analysis Batch: 334808**

**Client Sample ID: Lab Control Sample**  
**Prep Type: Total/NA**

Analyte	Spike Added	LCS Result	LCS Qualifier	Unit	D	%Rec	%Rec. Limits
Total Organic Carbon	10.0	10.2		mg/L		102	85 - 115

**Lab Sample ID: LCSD 580-334808/5**  
**Matrix: Water**  
**Analysis Batch: 334808**

**Client Sample ID: Lab Control Sample Dup**  
**Prep Type: Total/NA**

Analyte	Spike Added	LCSD Result	LCSD Qualifier	Unit	D	%Rec	%Rec. Limits	RPD	RPD Limit
Total Organic Carbon	10.0	10.3		mg/L		103	85 - 115	1	20

**Lab Sample ID: 580-96362-1 MS**  
**Matrix: Water**  
**Analysis Batch: 334808**

**Client Sample ID: 0720-01**  
**Prep Type: Total/NA**

Analyte	Sample Result	Sample Qualifier	Spike Added	MS Result	MS Qualifier	Unit	D	%Rec	%Rec. Limits
Total Organic Carbon	8.5	F1	10.0	15.9	F1	mg/L		73	85 - 115

**Lab Sample ID: 580-96362-1 MSD**  
**Matrix: Water**  
**Analysis Batch: 334808**

**Client Sample ID: 0720-01**  
**Prep Type: Total/NA**

Analyte	Sample Result	Sample Qualifier	Spike Added	MSD Result	MSD Qualifier	Unit	D	%Rec	%Rec. Limits	RPD	RPD Limit
Total Organic Carbon	8.5	F1	10.0	15.9	F1	mg/L		74	85 - 115	0	20

**Lab Sample ID: 580-96362-1 DU**  
**Matrix: Water**  
**Analysis Batch: 334808**

**Client Sample ID: 0720-01**  
**Prep Type: Total/NA**

Analyte	Sample Result	Sample Qualifier	Spike Added	DU Result	DU Qualifier	Unit	D	%Rec	%Rec. Limits	RPD	RPD Limit
Total Organic Carbon	8.5	F1	10.0	8.22		mg/L				4	20

# Lab Chronicle

Client: SCS Engineers  
 Project/Site: Coupeville Solid Waste Facility Groundwa

Job ID: 580-96362-1

**Client Sample ID: 0720-01**

**Date Collected: 07/28/20 10:40**

**Date Received: 07/29/20 15:25**

**Lab Sample ID: 580-96362-1**

**Matrix: Water**

Prep Type	Batch Type	Batch Method	Run	Dilution Factor	Batch Number	Prepared or Analyzed	Analyst	Lab
Total/NA	Analysis	8260C LL		1	334403	07/30/20 20:55	W1T	TAL SEA
Dissolved	Prep	3005A			334351	07/30/20 10:12	ART	TAL SEA
Dissolved	Analysis	6010D		1	334654	08/03/20 14:39	TMH	TAL SEA
Dissolved	Prep	3005A			334351	07/30/20 10:12	ART	TAL SEA
Dissolved	Analysis	6020B		1	334572	07/31/20 12:35	FCW	TAL SEA
Total/NA	Analysis	300.0		1	334390	07/29/20 20:47	ADB	TAL SEA
Total/NA	Analysis	300.0		1	335301	08/10/20 23:43	RBL	TAL SEA
Total/NA	Prep	Distill/Ammonia			335177	08/10/20 11:19	AAC	TAL SEA
Total/NA	Analysis	350.1		1	335179	08/10/20 11:22	AAC	TAL SEA
Total/NA	Analysis	SM 2320B		1	334558	08/02/20 13:11	ESB	TAL SEA
Total/NA	Analysis	SM 2540C		1	334645	08/03/20 17:42	RBL	TAL SEA
Total/NA	Prep	SM 5220			335302	08/11/20 12:37	MLT	TAL SEA
Total/NA	Analysis	SM 5220D		1	335363	08/11/20 18:40	MLT	TAL SEA
Total/NA	Analysis	SM 5310B		1	334808	08/03/20 19:12	RBL	TAL SEA

**Client Sample ID: 0720-02**

**Date Collected: 07/28/20 11:50**

**Date Received: 07/29/20 15:25**

**Lab Sample ID: 580-96362-2**

**Matrix: Water**

Prep Type	Batch Type	Batch Method	Run	Dilution Factor	Batch Number	Prepared or Analyzed	Analyst	Lab
Total/NA	Analysis	8260C LL		1	334403	07/30/20 21:21	W1T	TAL SEA

**Client Sample ID: 0720-03**

**Date Collected: 07/28/20 12:42**

**Date Received: 07/29/20 15:25**

**Lab Sample ID: 580-96362-3**

**Matrix: Water**

Prep Type	Batch Type	Batch Method	Run	Dilution Factor	Batch Number	Prepared or Analyzed	Analyst	Lab
Total/NA	Analysis	8260C LL		1	334403	07/30/20 21:47	W1T	TAL SEA
Dissolved	Prep	3005A			334351	07/30/20 10:12	ART	TAL SEA
Dissolved	Analysis	6010D		1	334654	08/03/20 14:42	TMH	TAL SEA
Dissolved	Prep	3005A			334351	07/30/20 10:12	ART	TAL SEA
Dissolved	Analysis	6020B		1	334572	07/31/20 12:38	FCW	TAL SEA
Total/NA	Analysis	300.0		1	334390	07/29/20 21:11	ADB	TAL SEA
Total/NA	Analysis	300.0		1	335301	08/10/20 23:54	RBL	TAL SEA
Total/NA	Prep	Distill/Ammonia			335177	08/10/20 11:19	AAC	TAL SEA
Total/NA	Analysis	350.1		1	335179	08/10/20 11:22	AAC	TAL SEA
Total/NA	Analysis	SM 2320B		1	334558	08/02/20 13:11	ESB	TAL SEA
Total/NA	Analysis	SM 2540C		1	334645	08/03/20 17:42	RBL	TAL SEA
Total/NA	Prep	SM 5220			335302	08/11/20 12:37	MLT	TAL SEA
Total/NA	Analysis	SM 5220D		1	335363	08/11/20 18:40	MLT	TAL SEA
Total/NA	Analysis	SM 5310B		1	334808	08/03/20 20:15	RBL	TAL SEA

# Lab Chronicle

Client: SCS Engineers  
 Project/Site: Coupeville Solid Waste Facility Groundwa

Job ID: 580-96362-1

**Client Sample ID: 0720-04**

**Date Collected: 07/28/20 14:00**

**Date Received: 07/29/20 15:25**

**Lab Sample ID: 580-96362-4**

**Matrix: Water**

Prep Type	Batch Type	Batch Method	Run	Dilution Factor	Batch Number	Prepared or Analyzed	Analyst	Lab
Total/NA	Analysis	8260C LL		1	334403	07/30/20 22:13	W1T	TAL SEA
Dissolved	Prep	3005A			334351	07/30/20 10:12	ART	TAL SEA
Dissolved	Analysis	6010D		1	334654	08/03/20 14:46	TMH	TAL SEA
Dissolved	Prep	3005A			334351	07/30/20 10:12	ART	TAL SEA
Dissolved	Analysis	6020B		1	334572	07/31/20 12:42	FCW	TAL SEA
Total/NA	Analysis	300.0		1	334390	07/29/20 21:34	ADB	TAL SEA
Total/NA	Analysis	300.0		1	335301	08/11/20 00:06	RBL	TAL SEA
Total/NA	Prep	Distill/Ammonia			335177	08/10/20 11:19	AAC	TAL SEA
Total/NA	Analysis	350.1		1	335179	08/10/20 11:22	AAC	TAL SEA
Total/NA	Analysis	SM 2320B		1	334558	08/02/20 13:11	ESB	TAL SEA
Total/NA	Analysis	SM 2540C		1	334645	08/03/20 17:42	RBL	TAL SEA
Total/NA	Prep	SM 5220			335302	08/11/20 12:37	MLT	TAL SEA
Total/NA	Analysis	SM 5220D		1	335363	08/11/20 18:40	MLT	TAL SEA
Total/NA	Analysis	SM 5310B		1	334808	08/03/20 20:31	RBL	TAL SEA

**Client Sample ID: 0720-05**

**Date Collected: 07/28/20 15:25**

**Date Received: 07/29/20 15:25**

**Lab Sample ID: 580-96362-5**

**Matrix: Water**

Prep Type	Batch Type	Batch Method	Run	Dilution Factor	Batch Number	Prepared or Analyzed	Analyst	Lab
Total/NA	Analysis	8260C LL		1	334403	07/30/20 22:39	W1T	TAL SEA
Dissolved	Prep	3005A			334351	07/30/20 10:12	ART	TAL SEA
Dissolved	Analysis	6010D		1	334654	08/03/20 14:49	TMH	TAL SEA
Dissolved	Prep	3005A			334351	07/30/20 10:12	ART	TAL SEA
Dissolved	Analysis	6020B		1	334572	07/31/20 12:46	FCW	TAL SEA
Total/NA	Analysis	300.0		1	334390	07/29/20 21:57	ADB	TAL SEA
Total/NA	Analysis	300.0		1	335301	08/11/20 00:18	RBL	TAL SEA
Total/NA	Prep	Distill/Ammonia			335177	08/10/20 11:19	AAC	TAL SEA
Total/NA	Analysis	350.1		1	335179	08/10/20 11:22	AAC	TAL SEA
Total/NA	Analysis	SM 2320B		1	334711	08/04/20 12:47	AAC	TAL SEA
Total/NA	Analysis	SM 2540C		1	334645	08/03/20 17:42	RBL	TAL SEA
Total/NA	Prep	SM 5220			335302	08/11/20 12:37	MLT	TAL SEA
Total/NA	Analysis	SM 5220D		1	335363	08/11/20 18:40	MLT	TAL SEA
Total/NA	Analysis	SM 5310B		1	334808	08/03/20 20:46	RBL	TAL SEA

**Client Sample ID: 0720-06**

**Date Collected: 07/28/20 17:00**

**Date Received: 07/29/20 15:25**

**Lab Sample ID: 580-96362-6**

**Matrix: Water**

Prep Type	Batch Type	Batch Method	Run	Dilution Factor	Batch Number	Prepared or Analyzed	Analyst	Lab
Total/NA	Analysis	8260C LL		1	334403	07/30/20 23:05	W1T	TAL SEA
Dissolved	Prep	3005A			334351	07/30/20 10:12	ART	TAL SEA
Dissolved	Analysis	6010D		1	334654	08/03/20 14:13	TMH	TAL SEA

# Lab Chronicle

Client: SCS Engineers  
 Project/Site: Coupeville Solid Waste Facility Groundwa

Job ID: 580-96362-1

**Client Sample ID: 0720-06**

**Lab Sample ID: 580-96362-6**

**Date Collected: 07/28/20 17:00**

**Matrix: Water**

**Date Received: 07/29/20 15:25**

Prep Type	Batch Type	Batch Method	Run	Dilution Factor	Batch Number	Prepared or Analyzed	Analyst	Lab
Dissolved	Prep	3005A			334351	07/30/20 10:12	ART	TAL SEA
Dissolved	Analysis	6020B		1	334572	07/31/20 11:43	FCW	TAL SEA
Total/NA	Analysis	300.0		1	334390	07/29/20 22:21	ADB	TAL SEA
Total/NA	Analysis	300.0		1	335301	08/11/20 00:53	RBL	TAL SEA
Total/NA	Prep	Distill/Ammonia			335177	08/10/20 11:19	AAC	TAL SEA
Total/NA	Analysis	350.1		1	335179	08/10/20 11:22	AAC	TAL SEA
Total/NA	Analysis	SM 2320B		1	334711	08/04/20 12:47	AAC	TAL SEA
Total/NA	Analysis	SM 2540C		1	334645	08/03/20 17:42	RBL	TAL SEA
Total/NA	Prep	SM 5220			335302	08/11/20 12:37	MLT	TAL SEA
Total/NA	Analysis	SM 5220D		1	335363	08/11/20 18:40	MLT	TAL SEA
Total/NA	Analysis	SM 5310B		1	334808	08/03/20 21:33	RBL	TAL SEA

**Client Sample ID: Trip Blank**

**Lab Sample ID: 580-96362-7**

**Date Collected: 07/28/20 00:01**

**Matrix: Water**

**Date Received: 07/29/20 15:25**

Prep Type	Batch Type	Batch Method	Run	Dilution Factor	Batch Number	Prepared or Analyzed	Analyst	Lab
Total/NA	Analysis	8260C LL		1	334403	07/30/20 19:37	W1T	TAL SEA

**Laboratory References:**

TAL SEA = Eurofins TestAmerica, Seattle, 5755 8th Street East, Tacoma, WA 98424, TEL (253)922-2310

# Accreditation/Certification Summary

Client: SCS Engineers  
 Project/Site: Coupeville Solid Waste Facility Groundwa

Job ID: 580-96362-1

## Laboratory: Eurofins TestAmerica, Seattle

Unless otherwise noted, all analytes for this laboratory were covered under each accreditation/certification below.

Authority	Program	Identification Number	Expiration Date
Washington	State	C553	02-18-21

The following analytes are included in this report, but the laboratory is not certified by the governing authority. This list may include analytes for which the agency does not offer certification.

Analysis Method	Prep Method	Matrix	Analyte
8260C LL		Water	1,1,1,2-Tetrachloroethane
8260C LL		Water	1,1,1-Trichloroethane
8260C LL		Water	1,1,2,2-Tetrachloroethane
8260C LL		Water	1,1,2-Trichloroethane
8260C LL		Water	1,1-Dichloroethane
8260C LL		Water	1,1-Dichloroethene
8260C LL		Water	1,2,3-Trichloropropane
8260C LL		Water	1,2-Dibromo-3-Chloropropane
8260C LL		Water	1,2-Dibromoethane
8260C LL		Water	1,2-Dichlorobenzene
8260C LL		Water	1,2-Dichloroethane
8260C LL		Water	1,2-Dichloropropane
8260C LL		Water	1,4-Dichlorobenzene
8260C LL		Water	2-Butanone
8260C LL		Water	2-Hexanone
8260C LL		Water	4-Methyl-2-pentanone
8260C LL		Water	Acetone
8260C LL		Water	Acrylonitrile
8260C LL		Water	Benzene
8260C LL		Water	Bromochloromethane
8260C LL		Water	Bromodichloromethane
8260C LL		Water	Bromoform
8260C LL		Water	Bromomethane
8260C LL		Water	Carbon disulfide
8260C LL		Water	Carbon tetrachloride
8260C LL		Water	Chlorobenzene
8260C LL		Water	Chloroethane
8260C LL		Water	Chloroform
8260C LL		Water	Chloromethane
8260C LL		Water	cis-1,2-Dichloroethene
8260C LL		Water	cis-1,3-Dichloropropene
8260C LL		Water	Dibromochloromethane
8260C LL		Water	Dibromomethane
8260C LL		Water	Ethylbenzene
8260C LL		Water	m,p-Xylene
8260C LL		Water	Methyl iodide
8260C LL		Water	Methylene Chloride
8260C LL		Water	o-Xylene
8260C LL		Water	Styrene
8260C LL		Water	Tetrachloroethene
8260C LL		Water	Toluene
8260C LL		Water	trans-1,2-Dichloroethene
8260C LL		Water	trans-1,3-Dichloropropene
8260C LL		Water	trans-1,4-Dichloro-2-butene
8260C LL		Water	Trichloroethene

# Accreditation/Certification Summary

Client: SCS Engineers  
Project/Site: Coupeville Solid Waste Facility Groundwa

Job ID: 580-96362-1

## Laboratory: Eurofins TestAmerica, Seattle (Continued)

Unless otherwise noted, all analytes for this laboratory were covered under each accreditation/certification below.

Authority	Program	Identification Number	Expiration Date
Washington	State	C553	02-18-21
8260C LL	Water	Trichlorofluoromethane	
8260C LL	Water	Vinyl acetate	
8260C LL	Water	Vinyl chloride	
SM 2320B	Water	Hydroxide Alkalinity as CaCO <sub>3</sub>	

- 1
- 2
- 3
- 4
- 5
- 6
- 7
- 8
- 9
- 10
- 11

# Sample Summary

Client: SCS Engineers  
Project/Site: Coupeville Solid Waste Facility Groundwa

Job ID: 580-96362-1

Lab Sample ID	Client Sample ID	Matrix	Collected	Received	Asset ID
580-96362-1	0720-01	Water	07/28/20 10:40	07/29/20 15:25	
580-96362-2	0720-02	Water	07/28/20 11:50	07/29/20 15:25	
580-96362-3	0720-03	Water	07/28/20 12:42	07/29/20 15:25	
580-96362-4	0720-04	Water	07/28/20 14:00	07/29/20 15:25	
580-96362-5	0720-05	Water	07/28/20 15:25	07/29/20 15:25	
580-96362-6	0720-06	Water	07/28/20 17:00	07/29/20 15:25	
580-96362-7	Trip Blank	Water	07/28/20 00:01	07/29/20 15:25	



# Login Sample Receipt Checklist

Client: SCS Engineers

Job Number: 580-96362-1

**Login Number: 96362**

**List Source: Eurofins TestAmerica, Seattle**

**List Number: 1**

**Creator: Blankinship, Tom X**

Question	Answer	Comment
Radioactivity wasn't checked or is <math>\leq</math> background as measured by a survey meter.	True	
The cooler's custody seal, if present, is intact.	True	
Sample custody seals, if present, are intact.	True	
The cooler or samples do not appear to have been compromised or tampered with.	True	
Samples were received on ice.	True	
Cooler Temperature is acceptable.	True	
Cooler Temperature is recorded.	True	
COC is present.	True	
COC is filled out in ink and legible.	True	
COC is filled out with all pertinent information.	True	
Is the Field Sampler's name present on COC?	True	
There are no discrepancies between the containers received and the COC.	True	
Samples are received within Holding Time (excluding tests with immediate HTs)	True	
Sample containers have legible labels.	True	
Containers are not broken or leaking.	True	
Sample collection date/times are provided.	True	
Appropriate sample containers are used.	True	
Sample bottles are completely filled.	True	
Sample Preservation Verified.	True	
There is sufficient vol. for all requested analyses, incl. any requested MS/MSDs	True	
Containers requiring zero headspace have no headspace or bubble is <math><6\text{mm}</math> (1/4").	True	
Multiphasic samples are not present.	True	
Samples do not require splitting or compositing.	True	
Residual Chlorine Checked.	N/A	

## ANALYTICAL REPORT

Eurofins TestAmerica, Seattle  
5755 8th Street East  
Tacoma, WA 98424  
Tel: (253)922-2310

Laboratory Job ID: 580-96373-1

Laboratory Sample Delivery Group: Washington  
Client Project/Site: Coupeville Solid Waste Facility Groundwa

**For:**

SCS Engineers  
2405 140th Avenue NE  
Suite 107  
Bellevue, Washington 98005-1877

Attn: Mr. Dan Venchiarutti



Authorized for release by:  
8/13/2020 5:50:12 PM

Nathan Lewis, Project Manager I  
(253)922-2310  
[Nathan.Lewis@Eurofinset.com](mailto:Nathan.Lewis@Eurofinset.com)

### LINKS

Review your project  
results through  
**TotalAccess**

Have a Question?



Visit us at:

[www.eurofinsus.com/Env](http://www.eurofinsus.com/Env)

*This report has been electronically signed and authorized by the signatory. Electronic signature is intended to be the legally binding equivalent of a traditionally handwritten signature.*

*Results relate only to the items tested and the sample(s) as received by the laboratory.*



# Table of Contents

Cover Page . . . . .	1
Table of Contents . . . . .	2
Case Narrative . . . . .	3
Definitions . . . . .	4
Client Sample Results . . . . .	5
QC Sample Results . . . . .	20
Chronicle . . . . .	36
Certification Summary . . . . .	39
Sample Summary . . . . .	41
Chain of Custody . . . . .	42
Receipt Checklists . . . . .	43

# Case Narrative

Client: SCS Engineers  
Project/Site: Coupeville Solid Waste Facility Groundwa

Job ID: 580-96373-1  
SDG: Washington

**Job ID: 580-96373-1**

**Laboratory: Eurofins TestAmerica, Seattle**

## Narrative

### Job Narrative 580-96373-1

#### Comments

No additional comments.

#### Receipt

The samples were received on 7/30/2020 11:00 AM; the samples arrived in good condition, properly preserved and, where required, on ice. The temperatures of the 2 coolers at receipt time were 0.6° C and 1.3° C.

#### GC/MS VOA

Method 8260C LL: The continuing calibration verification (CCV) associated with batch 580-334403 recovered outside acceptance criteria, low biased, for Vinyl acetate. A reporting limit (RL) standard was analyzed, and the target analyte was detected. Since the associated samples were non-detect for this analyte, the data have been reported.

Method 8260C LL: The minimum response factor (RF) criteria for the continuing calibration verification (CCV) analyzed in batch 580-334403 was outside criteria for the following analyte(s): 2-Butanone. As indicated in the reference method, sample analysis may proceed; however, any detection or non-detection for the affected analyte(s) is considered estimated.

Method 8260C LL: The following sample was diluted to bring the concentration of target analytes within the calibration range: 0720-08 (580-96373-2). Elevated reporting limits (RLs) are provided.

No additional analytical or quality issues were noted, other than those described above or in the Definitions/Glossary page.

#### Metals

No analytical or quality issues were noted, other than those described in the Definitions/Glossary page.

#### General Chemistry

Methods 160.1, SM 2540C: The sample duplicate (DUP) precision for analytical batch 580-334807 was outside control limits. Sample non-homogeneity is suspected.

Method 300.0: The matrix spike / matrix spike duplicate (MS/MSD) recoveries for analytical batch 580-335301 were outside control limits. Sample matrix interference is suspected because the associated laboratory control sample (LCS) recovery was within acceptance limits.

Method 300.0: The matrix spike / matrix spike duplicate (MS/MSD) recoveries for analytical batch 580-335476 were outside control limits for Fluoride. Sample matrix interference is suspected because the associated laboratory control sample (LCS) recovery was within acceptance limits.

Methods 415.1, SM 5310B: The matrix spike / matrix spike duplicate (MS/MSD) recoveries for analytical batch 580-334809 were outside control limits. Sample matrix interference is suspected because the associated laboratory control sample (LCS) recovery was within acceptance limits.

No additional analytical or quality issues were noted, other than those described above or in the Definitions/Glossary page.

#### VOA Prep

No analytical or quality issues were noted, other than those described in the Definitions/Glossary page.

# Definitions/Glossary

Client: SCS Engineers  
 Project/Site: Coupeville Solid Waste Facility Groundwa

Job ID: 580-96373-1  
 SDG: Washington

## Qualifiers

### GC/MS VOA

Qualifier	Qualifier Description
J	Result is less than the RL but greater than or equal to the MDL and the concentration is an approximate value.

### Metals

Qualifier	Qualifier Description
4	MS, MSD: The analyte present in the original sample is greater than 4 times the matrix spike concentration; therefore, control limits are not applicable.

### General Chemistry

Qualifier	Qualifier Description
F1	MS and/or MSD recovery exceeds control limits.

## Glossary

Abbreviation	These commonly used abbreviations may or may not be present in this report.
α	Listed under the "D" column to designate that the result is reported on a dry weight basis
%R	Percent Recovery
CFL	Contains Free Liquid
CFU	Colony Forming Unit
CNF	Contains No Free Liquid
DER	Duplicate Error Ratio (normalized absolute difference)
Dil Fac	Dilution Factor
DL	Detection Limit (DoD/DOE)
DL, RA, RE, IN	Indicates a Dilution, Re-analysis, Re-extraction, or additional Initial metals/anion analysis of the sample
DLC	Decision Level Concentration (Radiochemistry)
EDL	Estimated Detection Limit (Dioxin)
LOD	Limit of Detection (DoD/DOE)
LOQ	Limit of Quantitation (DoD/DOE)
MCL	EPA recommended "Maximum Contaminant Level"
MDA	Minimum Detectable Activity (Radiochemistry)
MDC	Minimum Detectable Concentration (Radiochemistry)
MDL	Method Detection Limit
ML	Minimum Level (Dioxin)
MPN	Most Probable Number
MQL	Method Quantitation Limit
NC	Not Calculated
ND	Not Detected at the reporting limit (or MDL or EDL if shown)
NEG	Negative / Absent
POS	Positive / Present
PQL	Practical Quantitation Limit
PRES	Presumptive
QC	Quality Control
RER	Relative Error Ratio (Radiochemistry)
RL	Reporting Limit or Requested Limit (Radiochemistry)
RPD	Relative Percent Difference, a measure of the relative difference between two points
TEF	Toxicity Equivalent Factor (Dioxin)
TEQ	Toxicity Equivalent Quotient (Dioxin)
TNTC	Too Numerous To Count

# Client Sample Results

Client: SCS Engineers  
 Project/Site: Coupeville Solid Waste Facility Groundwa

Job ID: 580-96373-1  
 SDG: Washington

**Client Sample ID: 0720-07**

**Lab Sample ID: 580-96373-1**

**Date Collected: 07/29/20 09:50**

**Matrix: Water**

**Date Received: 07/30/20 11:00**

**Method: 8260C LL - Volatile Organic Compounds by GC/MS**

Analyte	Result	Qualifier	RL	MDL	Unit	D	Prepared	Analyzed	Dil Fac
1,1,1,2-Tetrachloroethane	ND		0.30		ug/L			07/30/20 23:31	1
1,1,1-Trichloroethane	ND		0.20		ug/L			07/30/20 23:31	1
1,1,2,2-Tetrachloroethane	ND		0.20		ug/L			07/30/20 23:31	1
1,1,2-Trichloroethane	ND		0.20		ug/L			07/30/20 23:31	1
1,1-Dichloroethane	ND		0.20		ug/L			07/30/20 23:31	1
1,1-Dichloroethene	ND		0.20		ug/L			07/30/20 23:31	1
1,2,3-Trichloropropane	ND		0.20		ug/L			07/30/20 23:31	1
1,2-Dibromo-3-Chloropropane	ND		2.0		ug/L			07/30/20 23:31	1
1,2-Dibromoethane	ND		0.10		ug/L			07/30/20 23:31	1
1,2-Dichlorobenzene	ND		0.30		ug/L			07/30/20 23:31	1
1,2-Dichloroethane	ND		0.20		ug/L			07/30/20 23:31	1
1,2-Dichloropropane	ND		0.20		ug/L			07/30/20 23:31	1
1,4-Dichlorobenzene	ND		0.30		ug/L			07/30/20 23:31	1
2-Butanone	ND		10		ug/L			07/30/20 23:31	1
2-Hexanone	ND		3.0		ug/L			07/30/20 23:31	1
4-Methyl-2-pentanone	ND		10		ug/L			07/30/20 23:31	1
Acetone	ND		10		ug/L			07/30/20 23:31	1
Acrylonitrile	ND		10		ug/L			07/30/20 23:31	1
Benzene	ND		0.20		ug/L			07/30/20 23:31	1
Bromochloromethane	ND		0.20		ug/L			07/30/20 23:31	1
Bromodichloromethane	ND		0.20		ug/L			07/30/20 23:31	1
Bromoform	ND		0.50		ug/L			07/30/20 23:31	1
Bromomethane	ND		0.50		ug/L			07/30/20 23:31	1
Carbon disulfide	ND		0.30		ug/L			07/30/20 23:31	1
Carbon tetrachloride	ND		0.20		ug/L			07/30/20 23:31	1
Chlorobenzene	ND		0.20		ug/L			07/30/20 23:31	1
Chloroethane	ND		0.50		ug/L			07/30/20 23:31	1
Chloroform	ND		0.20		ug/L			07/30/20 23:31	1
Chloromethane	ND		0.50		ug/L			07/30/20 23:31	1
cis-1,2-Dichloroethene	ND		0.20		ug/L			07/30/20 23:31	1
cis-1,3-Dichloropropene	ND		0.20		ug/L			07/30/20 23:31	1
Dibromochloromethane	ND		0.20		ug/L			07/30/20 23:31	1
Dibromomethane	ND		0.20		ug/L			07/30/20 23:31	1
Ethylbenzene	ND		0.20		ug/L			07/30/20 23:31	1
m,p-Xylene	ND		0.50		ug/L			07/30/20 23:31	1
Methyl iodide	ND		0.50		ug/L			07/30/20 23:31	1
Methylene Chloride	ND		5.0		ug/L			07/30/20 23:31	1
o-Xylene	ND		0.50		ug/L			07/30/20 23:31	1
Styrene	ND		1.0		ug/L			07/30/20 23:31	1
Tetrachloroethene	ND		0.50		ug/L			07/30/20 23:31	1
Toluene	ND		0.20		ug/L			07/30/20 23:31	1
trans-1,2-Dichloroethene	ND		0.20		ug/L			07/30/20 23:31	1
trans-1,3-Dichloropropene	ND		0.20		ug/L			07/30/20 23:31	1
trans-1,4-Dichloro-2-butene	ND		2.0		ug/L			07/30/20 23:31	1
Trichloroethene	ND		0.20		ug/L			07/30/20 23:31	1
Trichlorofluoromethane	ND		0.50		ug/L			07/30/20 23:31	1
Vinyl acetate	ND		2.0		ug/L			07/30/20 23:31	1
Vinyl chloride	ND		0.020		ug/L			07/30/20 23:31	1

# Client Sample Results

Client: SCS Engineers  
 Project/Site: Coupeville Solid Waste Facility Groundwa

Job ID: 580-96373-1  
 SDG: Washington

**Client Sample ID: 0720-07**

**Lab Sample ID: 580-96373-1**

Date Collected: 07/29/20 09:50

Matrix: Water

Date Received: 07/30/20 11:00

Surrogate	%Recovery	Qualifier	Limits	Prepared	Analyzed	Dil Fac
1,2-Dichloroethane-d4 (Surr)	109		80 - 120		07/30/20 23:31	1
4-Bromofluorobenzene (Surr)	99		80 - 120		07/30/20 23:31	1
Dibromofluoromethane (Surr)	107		80 - 120		07/30/20 23:31	1
Toluene-d8 (Surr)	101		80 - 120		07/30/20 23:31	1

### Method: 6010D - Metals (ICP) - Dissolved

Analyte	Result	Qualifier	RL	MDL	Unit	D	Prepared	Analyzed	Dil Fac
Calcium	170		1.1		mg/L		08/03/20 11:07	08/04/20 14:23	1
Iron	1.9		0.30		mg/L		08/03/20 11:07	08/04/20 14:23	1
Magnesium	79		1.1		mg/L		08/03/20 11:07	08/04/20 14:23	1
Manganese	0.29		0.020		mg/L		08/03/20 11:07	08/04/20 14:23	1
Potassium	7.7		3.3		mg/L		08/03/20 11:07	08/04/20 14:23	1
Sodium	34		2.0		mg/L		08/03/20 11:07	08/04/20 14:23	1

### Method: 6020B - Metals (ICP/MS) - Dissolved

Analyte	Result	Qualifier	RL	MDL	Unit	D	Prepared	Analyzed	Dil Fac
Antimony	ND		0.00080		mg/L		08/03/20 11:07	08/04/20 11:09	1
Arsenic	0.0065		0.0010		mg/L		08/03/20 11:07	08/04/20 11:09	1
Barium	0.077		0.0012		mg/L		08/03/20 11:07	08/04/20 11:09	1
Beryllium	ND		0.00040		mg/L		08/03/20 11:07	08/04/20 11:09	1
Cadmium	ND		0.00080		mg/L		08/03/20 11:07	08/04/20 11:09	1
Chromium	ND		0.00080		mg/L		08/03/20 11:07	08/04/20 11:09	1
Cobalt	ND		0.00040		mg/L		08/03/20 11:07	08/04/20 11:09	1
Copper	ND		0.0020		mg/L		08/03/20 11:07	08/04/20 11:09	1
Lead	ND		0.00080		mg/L		08/03/20 11:07	08/04/20 11:09	1
Nickel	ND		0.0030		mg/L		08/03/20 11:07	08/04/20 11:09	1
Selenium	ND		0.0080		mg/L		08/03/20 11:07	08/04/20 11:09	1
Silver	ND		0.00040		mg/L		08/03/20 11:07	08/04/20 11:09	1
Titanium	ND		0.0010		mg/L		08/03/20 11:07	08/04/20 11:09	1
Vanadium	ND		0.0040		mg/L		08/03/20 11:07	08/04/20 11:09	1
Zinc	0.0089		0.0070		mg/L		08/03/20 11:07	08/04/20 11:09	1

### General Chemistry

Analyte	Result	Qualifier	RL	MDL	Unit	D	Prepared	Analyzed	Dil Fac
Fluoride	ND		0.20		mg/L			08/11/20 01:04	1
Nitrate Nitrite as N	ND		0.40		mg/L			07/30/20 20:19	1
Chloride	23		0.90		mg/L			08/11/20 01:04	1
Sulfate	26		1.2		mg/L			08/11/20 01:04	1
Ammonia	ND		0.50		mg/L		08/10/20 11:19	08/10/20 11:22	1
Total Organic Carbon	13	F1	1.5		mg/L			08/04/20 19:47	1

Analyte	Result	Qualifier	RL	RL	Unit	D	Prepared	Analyzed	Dil Fac
Alkalinity	670		5.0		mg/L			08/04/20 13:12	1
Bicarbonate Alkalinity as CaCO3	670		5.0		mg/L			08/04/20 13:12	1
Carbonate Alkalinity as CaCO3	ND		5.0		mg/L			08/04/20 13:12	1
Hydroxide Alkalinity as CaCO3	ND		5.0		mg/L			08/04/20 13:12	1
Total Dissolved Solids	690		10		mg/L			08/05/20 11:15	1
Chemical Oxygen Demand	ND		10		mg/L		08/11/20 12:37	08/11/20 18:40	1

# Client Sample Results

Client: SCS Engineers  
 Project/Site: Coupeville Solid Waste Facility Groundwa

Job ID: 580-96373-1  
 SDG: Washington

**Client Sample ID: 0720-08**

**Lab Sample ID: 580-96373-2**

Date Collected: 07/29/20 11:20

Matrix: Water

Date Received: 07/30/20 11:00

**Method: 8260C LL - Volatile Organic Compounds by GC/MS**

Analyte	Result	Qualifier	RL	MDL	Unit	D	Prepared	Analyzed	Dil Fac
1,1,1,2-Tetrachloroethane	ND		0.30		ug/L			07/30/20 23:57	1
<b>1,1,1-Trichloroethane</b>	<b>0.70</b>		0.20		ug/L			07/30/20 23:57	1
1,1,2,2-Tetrachloroethane	ND		0.20		ug/L			07/30/20 23:57	1
1,1,2-Trichloroethane	ND		0.20		ug/L			07/30/20 23:57	1
<b>1,1-Dichloroethane</b>	<b>3.5</b>		0.20		ug/L			07/30/20 23:57	1
1,1-Dichloroethene	ND		0.20		ug/L			07/30/20 23:57	1
1,2,3-Trichloropropane	ND		0.20		ug/L			07/30/20 23:57	1
1,2-Dibromo-3-Chloropropane	ND		2.0		ug/L			07/30/20 23:57	1
1,2-Dibromoethane	ND		0.10		ug/L			07/30/20 23:57	1
1,2-Dichlorobenzene	ND		0.30		ug/L			07/30/20 23:57	1
1,2-Dichloroethane	ND		0.20		ug/L			07/30/20 23:57	1
1,2-Dichloropropane	ND		0.20		ug/L			07/30/20 23:57	1
1,4-Dichlorobenzene	ND		0.30		ug/L			07/30/20 23:57	1
2-Butanone	ND		10		ug/L			07/30/20 23:57	1
2-Hexanone	ND		3.0		ug/L			07/30/20 23:57	1
4-Methyl-2-pentanone	ND		10		ug/L			07/30/20 23:57	1
Acetone	ND		10		ug/L			07/30/20 23:57	1
Acrylonitrile	ND		10		ug/L			07/30/20 23:57	1
Benzene	ND		0.20		ug/L			07/30/20 23:57	1
Bromochloromethane	ND		0.20		ug/L			07/30/20 23:57	1
Bromodichloromethane	ND		0.20		ug/L			07/30/20 23:57	1
Bromoform	ND		0.50		ug/L			07/30/20 23:57	1
Bromomethane	ND		0.50		ug/L			07/30/20 23:57	1
Carbon disulfide	ND		0.30		ug/L			07/30/20 23:57	1
Carbon tetrachloride	ND		0.20		ug/L			07/30/20 23:57	1
Chlorobenzene	ND		0.20		ug/L			07/30/20 23:57	1
Chloroethane	ND		0.50		ug/L			07/30/20 23:57	1
Chloroform	ND		0.20		ug/L			07/30/20 23:57	1
Chloromethane	ND		0.50		ug/L			07/30/20 23:57	1
cis-1,2-Dichloroethene	ND		0.20		ug/L			07/30/20 23:57	1
cis-1,3-Dichloropropene	ND		0.20		ug/L			07/30/20 23:57	1
Dibromochloromethane	ND		0.20		ug/L			07/30/20 23:57	1
Dibromomethane	ND		0.20		ug/L			07/30/20 23:57	1
Ethylbenzene	ND		0.20		ug/L			07/30/20 23:57	1
m,p-Xylene	ND		0.50		ug/L			07/30/20 23:57	1
Methyl iodide	ND		0.50		ug/L			07/30/20 23:57	1
Methylene Chloride	ND		5.0		ug/L			07/30/20 23:57	1
o-Xylene	ND		0.50		ug/L			07/30/20 23:57	1
Styrene	ND		1.0		ug/L			07/30/20 23:57	1
Tetrachloroethene	ND		0.50		ug/L			07/30/20 23:57	1
Toluene	ND		0.20		ug/L			07/30/20 23:57	1
trans-1,2-Dichloroethene	ND		0.20		ug/L			07/30/20 23:57	1
trans-1,3-Dichloropropene	ND		0.20		ug/L			07/30/20 23:57	1
trans-1,4-Dichloro-2-butene	ND		2.0		ug/L			07/30/20 23:57	1
Trichloroethene	ND		0.20		ug/L			07/30/20 23:57	1
Vinyl acetate	ND		2.0		ug/L			07/30/20 23:57	1
Vinyl chloride	ND		0.020		ug/L			07/30/20 23:57	1

Surrogate	%Recovery	Qualifier	Limits	Prepared	Analyzed	Dil Fac
1,2-Dichloroethane-d4 (Surr)	112		80 - 120		07/30/20 23:57	1

Eurofins TestAmerica, Seattle

# Client Sample Results

Client: SCS Engineers  
Project/Site: Coupeville Solid Waste Facility Groundwa

Job ID: 580-96373-1  
SDG: Washington

**Client Sample ID: 0720-08**

**Lab Sample ID: 580-96373-2**

Date Collected: 07/29/20 11:20

Matrix: Water

Date Received: 07/30/20 11:00

**Method: 8260C LL - Volatile Organic Compounds by GC/MS (Continued)**

Surrogate	%Recovery	Qualifier	Limits	Prepared	Analyzed	Dil Fac
4-Bromofluorobenzene (Surr)	98		80 - 120		07/30/20 23:57	1
Dibromofluoromethane (Surr)	108		80 - 120		07/30/20 23:57	1
Toluene-d8 (Surr)	97		80 - 120		07/30/20 23:57	1

**Method: 8260C LL - Volatile Organic Compounds by GC/MS - DL**

Analyte	Result	Qualifier	RL	MDL	Unit	D	Prepared	Analyzed	Dil Fac
Trichlorofluoromethane	79		5.0		ug/L			07/31/20 15:55	10

Surrogate	%Recovery	Qualifier	Limits	Prepared	Analyzed	Dil Fac
1,2-Dichloroethane-d4 (Surr)	105		80 - 120		07/31/20 15:55	10
4-Bromofluorobenzene (Surr)	106		80 - 120		07/31/20 15:55	10
Dibromofluoromethane (Surr)	102		80 - 120		07/31/20 15:55	10
Toluene-d8 (Surr)	97		80 - 120		07/31/20 15:55	10

**Method: 6010D - Metals (ICP) - Dissolved**

Analyte	Result	Qualifier	RL	MDL	Unit	D	Prepared	Analyzed	Dil Fac
Calcium	270		1.1		mg/L		08/03/20 11:07	08/04/20 14:26	1
Iron	ND		0.30		mg/L		08/03/20 11:07	08/04/20 14:26	1
Magnesium	120		1.1		mg/L		08/03/20 11:07	08/04/20 14:26	1
Manganese	0.75		0.020		mg/L		08/03/20 11:07	08/04/20 14:26	1
Potassium	9.3		3.3		mg/L		08/03/20 11:07	08/04/20 14:26	1
Sodium	36		2.0		mg/L		08/03/20 11:07	08/04/20 14:26	1

**Method: 6020B - Metals (ICP/MS) - Dissolved**

Analyte	Result	Qualifier	RL	MDL	Unit	D	Prepared	Analyzed	Dil Fac
Antimony	ND		0.00080		mg/L		08/03/20 11:07	08/04/20 11:13	1
Arsenic	0.0020		0.0010		mg/L		08/03/20 11:07	08/04/20 11:13	1
Barium	0.066		0.0012		mg/L		08/03/20 11:07	08/04/20 11:13	1
Beryllium	ND		0.00040		mg/L		08/03/20 11:07	08/04/20 11:13	1
Cadmium	ND		0.00080		mg/L		08/03/20 11:07	08/04/20 11:13	1
Chromium	ND		0.00080		mg/L		08/03/20 11:07	08/04/20 11:13	1
Cobalt	0.0029		0.00040		mg/L		08/03/20 11:07	08/04/20 11:13	1
Copper	ND		0.0020		mg/L		08/03/20 11:07	08/04/20 11:13	1
Lead	ND		0.00080		mg/L		08/03/20 11:07	08/04/20 11:13	1
Nickel	0.027		0.0030		mg/L		08/03/20 11:07	08/04/20 11:13	1
Selenium	ND		0.0080		mg/L		08/03/20 11:07	08/04/20 11:13	1
Silver	ND		0.00040		mg/L		08/03/20 11:07	08/04/20 11:13	1
Titanium	ND		0.0010		mg/L		08/03/20 11:07	08/04/20 11:13	1
Vanadium	0.0067		0.0040		mg/L		08/03/20 11:07	08/04/20 11:13	1
Zinc	ND		0.0070		mg/L		08/03/20 11:07	08/04/20 11:13	1

**General Chemistry**

Analyte	Result	Qualifier	RL	MDL	Unit	D	Prepared	Analyzed	Dil Fac
Fluoride	0.40		0.20		mg/L			08/11/20 01:16	1
Nitrate Nitrite as N	ND		0.40		mg/L			07/30/20 20:54	1
Chloride	50		0.90		mg/L			08/11/20 01:16	1
Sulfate	260		12		mg/L			08/12/20 13:41	10
Ammonia	ND		0.50		mg/L		08/10/20 11:19	08/10/20 11:22	1
Total Organic Carbon	32		1.5		mg/L			08/04/20 20:50	1

Eurofins TestAmerica, Seattle

# Client Sample Results

Client: SCS Engineers  
 Project/Site: Coupeville Solid Waste Facility Groundwa

Job ID: 580-96373-1  
 SDG: Washington

**Client Sample ID: 0720-08**  
**Date Collected: 07/29/20 11:20**  
**Date Received: 07/30/20 11:00**

**Lab Sample ID: 580-96373-2**  
**Matrix: Water**

Analyte	Result	Qualifier	RL	RL	Unit	D	Prepared	Analyzed	Dil Fac
<b>Alkalinity</b>	<b>780</b>		5.0		mg/L			08/04/20 13:12	1
<b>Bicarbonate Alkalinity as CaCO3</b>	<b>780</b>		5.0		mg/L			08/04/20 13:12	1
Carbonate Alkalinity as CaCO3	ND		5.0		mg/L			08/04/20 13:12	1
Hydroxide Alkalinity as CaCO3	ND		5.0		mg/L			08/04/20 13:12	1
<b>Total Dissolved Solids</b>	<b>1200</b>		10		mg/L			08/05/20 11:15	1
<b>Chemical Oxygen Demand</b>	<b>44</b>		10		mg/L		08/11/20 12:37	08/11/20 18:40	1



# Client Sample Results

Client: SCS Engineers  
 Project/Site: Coupeville Solid Waste Facility Groundwa

Job ID: 580-96373-1  
 SDG: Washington

**Client Sample ID: 0720-09**

**Lab Sample ID: 580-96373-3**

Date Collected: 07/29/20 12:27

Matrix: Water

Date Received: 07/30/20 11:00

**Method: 8260C LL - Volatile Organic Compounds by GC/MS**

Analyte	Result	Qualifier	RL	MDL	Unit	D	Prepared	Analyzed	Dil Fac
1,1,1,2-Tetrachloroethane	ND		0.30		ug/L			07/31/20 00:22	1
<b>1,1,1-Trichloroethane</b>	<b>0.47</b>		0.20		ug/L			07/31/20 00:22	1
1,1,2,2-Tetrachloroethane	ND		0.20		ug/L			07/31/20 00:22	1
1,1,2-Trichloroethane	ND		0.20		ug/L			07/31/20 00:22	1
<b>1,1-Dichloroethane</b>	<b>0.21</b>		0.20		ug/L			07/31/20 00:22	1
1,1-Dichloroethene	ND		0.20		ug/L			07/31/20 00:22	1
1,2,3-Trichloropropane	ND		0.20		ug/L			07/31/20 00:22	1
1,2-Dibromo-3-Chloropropane	ND		2.0		ug/L			07/31/20 00:22	1
1,2-Dibromoethane	ND		0.10		ug/L			07/31/20 00:22	1
1,2-Dichlorobenzene	ND		0.30		ug/L			07/31/20 00:22	1
1,2-Dichloroethane	ND		0.20		ug/L			07/31/20 00:22	1
1,2-Dichloropropane	ND		0.20		ug/L			07/31/20 00:22	1
1,4-Dichlorobenzene	ND		0.30		ug/L			07/31/20 00:22	1
2-Butanone	ND		10		ug/L			07/31/20 00:22	1
2-Hexanone	ND		3.0		ug/L			07/31/20 00:22	1
4-Methyl-2-pentanone	ND		10		ug/L			07/31/20 00:22	1
Acetone	ND		10		ug/L			07/31/20 00:22	1
Acrylonitrile	ND		10		ug/L			07/31/20 00:22	1
Benzene	ND		0.20		ug/L			07/31/20 00:22	1
Bromochloromethane	ND		0.20		ug/L			07/31/20 00:22	1
Bromodichloromethane	ND		0.20		ug/L			07/31/20 00:22	1
Bromoform	ND		0.50		ug/L			07/31/20 00:22	1
Bromomethane	ND		0.50		ug/L			07/31/20 00:22	1
Carbon disulfide	ND		0.30		ug/L			07/31/20 00:22	1
Carbon tetrachloride	ND		0.20		ug/L			07/31/20 00:22	1
Chlorobenzene	ND		0.20		ug/L			07/31/20 00:22	1
Chloroethane	ND		0.50		ug/L			07/31/20 00:22	1
Chloroform	ND		0.20		ug/L			07/31/20 00:22	1
Chloromethane	ND		0.50		ug/L			07/31/20 00:22	1
cis-1,2-Dichloroethene	ND		0.20		ug/L			07/31/20 00:22	1
cis-1,3-Dichloropropene	ND		0.20		ug/L			07/31/20 00:22	1
Dibromochloromethane	ND		0.20		ug/L			07/31/20 00:22	1
Dibromomethane	ND		0.20		ug/L			07/31/20 00:22	1
Ethylbenzene	ND		0.20		ug/L			07/31/20 00:22	1
m,p-Xylene	ND		0.50		ug/L			07/31/20 00:22	1
Methyl iodide	ND		0.50		ug/L			07/31/20 00:22	1
Methylene Chloride	ND		5.0		ug/L			07/31/20 00:22	1
o-Xylene	ND		0.50		ug/L			07/31/20 00:22	1
Styrene	ND		1.0		ug/L			07/31/20 00:22	1
Tetrachloroethene	ND		0.50		ug/L			07/31/20 00:22	1
Toluene	ND		0.20		ug/L			07/31/20 00:22	1
trans-1,2-Dichloroethene	ND		0.20		ug/L			07/31/20 00:22	1
trans-1,3-Dichloropropene	ND		0.20		ug/L			07/31/20 00:22	1
trans-1,4-Dichloro-2-butene	ND		2.0		ug/L			07/31/20 00:22	1
Trichloroethene	ND		0.20		ug/L			07/31/20 00:22	1
Vinyl acetate	ND		2.0		ug/L			07/31/20 00:22	1
<b>Vinyl chloride</b>	<b>22</b>		0.020		ug/L			07/31/20 00:22	1

Surrogate	%Recovery	Qualifier	Limits	Prepared	Analyzed	Dil Fac
1,2-Dichloroethane-d4 (Surr)	108		80 - 120		07/31/20 00:22	1

Eurofins TestAmerica, Seattle

# Client Sample Results

Client: SCS Engineers  
 Project/Site: Coupeville Solid Waste Facility Groundwa

Job ID: 580-96373-1  
 SDG: Washington

**Client Sample ID: 0720-09**

**Lab Sample ID: 580-96373-3**

Date Collected: 07/29/20 12:27

Matrix: Water

Date Received: 07/30/20 11:00

**Method: 8260C LL - Volatile Organic Compounds by GC/MS (Continued)**

Surrogate	%Recovery	Qualifier	Limits	Prepared	Analyzed	Dil Fac
4-Bromofluorobenzene (Surr)	95		80 - 120		07/31/20 00:22	1
Dibromofluoromethane (Surr)	111		80 - 120		07/31/20 00:22	1
Toluene-d8 (Surr)	102		80 - 120		07/31/20 00:22	1

**Method: 8260C LL - Volatile Organic Compounds by GC/MS - RA**

Analyte	Result	Qualifier	RL	MDL	Unit	D	Prepared	Analyzed	Dil Fac
Trichlorofluoromethane	3.1		0.50		ug/L			07/31/20 14:38	1

Surrogate	%Recovery	Qualifier	Limits	Prepared	Analyzed	Dil Fac
1,2-Dichloroethane-d4 (Surr)	107		80 - 120		07/31/20 14:38	1
4-Bromofluorobenzene (Surr)	95		80 - 120		07/31/20 14:38	1
Dibromofluoromethane (Surr)	104		80 - 120		07/31/20 14:38	1
Toluene-d8 (Surr)	102		80 - 120		07/31/20 14:38	1

# Client Sample Results

Client: SCS Engineers  
 Project/Site: Coupeville Solid Waste Facility Groundwa

Job ID: 580-96373-1  
 SDG: Washington

**Client Sample ID: 0720-10**

**Lab Sample ID: 580-96373-4**

**Date Collected: 07/29/20 13:20**

**Matrix: Water**

**Date Received: 07/30/20 11:00**

**Method: 8260C LL - Volatile Organic Compounds by GC/MS**

Analyte	Result	Qualifier	RL	MDL	Unit	D	Prepared	Analyzed	Dil Fac
1,1,1,2-Tetrachloroethane	ND		0.30		ug/L			07/31/20 00:48	1
1,1,1-Trichloroethane	ND		0.20		ug/L			07/31/20 00:48	1
1,1,2,2-Tetrachloroethane	ND		0.20		ug/L			07/31/20 00:48	1
1,1,2-Trichloroethane	ND		0.20		ug/L			07/31/20 00:48	1
1,1-Dichloroethane	ND		0.20		ug/L			07/31/20 00:48	1
1,1-Dichloroethene	ND		0.20		ug/L			07/31/20 00:48	1
1,2,3-Trichloropropane	ND		0.20		ug/L			07/31/20 00:48	1
1,2-Dibromo-3-Chloropropane	ND		2.0		ug/L			07/31/20 00:48	1
1,2-Dibromoethane	ND		0.10		ug/L			07/31/20 00:48	1
1,2-Dichlorobenzene	ND		0.30		ug/L			07/31/20 00:48	1
1,2-Dichloroethane	ND		0.20		ug/L			07/31/20 00:48	1
1,2-Dichloropropane	ND		0.20		ug/L			07/31/20 00:48	1
1,4-Dichlorobenzene	ND		0.30		ug/L			07/31/20 00:48	1
2-Butanone	ND		10		ug/L			07/31/20 00:48	1
2-Hexanone	ND		3.0		ug/L			07/31/20 00:48	1
4-Methyl-2-pentanone	ND		10		ug/L			07/31/20 00:48	1
Acetone	ND		10		ug/L			07/31/20 00:48	1
Acrylonitrile	ND		10		ug/L			07/31/20 00:48	1
Benzene	ND		0.20		ug/L			07/31/20 00:48	1
Bromochloromethane	ND		0.20		ug/L			07/31/20 00:48	1
Bromodichloromethane	ND		0.20		ug/L			07/31/20 00:48	1
Bromoform	ND		0.50		ug/L			07/31/20 00:48	1
Bromomethane	ND		0.50		ug/L			07/31/20 00:48	1
Carbon disulfide	ND		0.30		ug/L			07/31/20 00:48	1
Carbon tetrachloride	ND		0.20		ug/L			07/31/20 00:48	1
Chlorobenzene	ND		0.20		ug/L			07/31/20 00:48	1
Chloroethane	ND		0.50		ug/L			07/31/20 00:48	1
Chloroform	ND		0.20		ug/L			07/31/20 00:48	1
Chloromethane	ND		0.50		ug/L			07/31/20 00:48	1
cis-1,2-Dichloroethene	ND		0.20		ug/L			07/31/20 00:48	1
cis-1,3-Dichloropropene	ND		0.20		ug/L			07/31/20 00:48	1
Dibromochloromethane	ND		0.20		ug/L			07/31/20 00:48	1
Dibromomethane	ND		0.20		ug/L			07/31/20 00:48	1
Ethylbenzene	ND		0.20		ug/L			07/31/20 00:48	1
m,p-Xylene	ND		0.50		ug/L			07/31/20 00:48	1
Methyl iodide	ND		0.50		ug/L			07/31/20 00:48	1
Methylene Chloride	ND		5.0		ug/L			07/31/20 00:48	1
o-Xylene	ND		0.50		ug/L			07/31/20 00:48	1
Styrene	ND		1.0		ug/L			07/31/20 00:48	1
Tetrachloroethene	ND		0.50		ug/L			07/31/20 00:48	1
Toluene	ND		0.20		ug/L			07/31/20 00:48	1
trans-1,2-Dichloroethene	ND		0.20		ug/L			07/31/20 00:48	1
trans-1,3-Dichloropropene	ND		0.20		ug/L			07/31/20 00:48	1
trans-1,4-Dichloro-2-butene	ND		2.0		ug/L			07/31/20 00:48	1
Trichloroethene	ND		0.20		ug/L			07/31/20 00:48	1
Trichlorofluoromethane	ND		0.50		ug/L			07/31/20 00:48	1
Vinyl acetate	ND		2.0		ug/L			07/31/20 00:48	1
Vinyl chloride	ND		0.020		ug/L			07/31/20 00:48	1

# Client Sample Results

Client: SCS Engineers  
 Project/Site: Coupeville Solid Waste Facility Groundwa

Job ID: 580-96373-1  
 SDG: Washington

**Client Sample ID: 0720-10**

**Lab Sample ID: 580-96373-4**

Date Collected: 07/29/20 13:20

Matrix: Water

Date Received: 07/30/20 11:00

Surrogate	%Recovery	Qualifier	Limits	Prepared	Analyzed	Dil Fac
1,2-Dichloroethane-d4 (Surr)	106		80 - 120		07/31/20 00:48	1
4-Bromofluorobenzene (Surr)	98		80 - 120		07/31/20 00:48	1
Dibromofluoromethane (Surr)	105		80 - 120		07/31/20 00:48	1
Toluene-d8 (Surr)	102		80 - 120		07/31/20 00:48	1

### Method: 6010D - Metals (ICP) - Dissolved

Analyte	Result	Qualifier	RL	MDL	Unit	D	Prepared	Analyzed	Dil Fac
Calcium	84		1.1		mg/L		08/03/20 11:07	08/04/20 14:30	1
Iron	ND		0.30		mg/L		08/03/20 11:07	08/04/20 14:30	1
Magnesium	49		1.1		mg/L		08/03/20 11:07	08/04/20 14:30	1
Manganese	ND		0.020		mg/L		08/03/20 11:07	08/04/20 14:30	1
Potassium	5.4		3.3		mg/L		08/03/20 11:07	08/04/20 14:30	1
Sodium	29		2.0		mg/L		08/03/20 11:07	08/04/20 14:30	1

### Method: 6020B - Metals (ICP/MS) - Dissolved

Analyte	Result	Qualifier	RL	MDL	Unit	D	Prepared	Analyzed	Dil Fac
Antimony	ND		0.00080		mg/L		08/03/20 11:07	08/04/20 11:17	1
Arsenic	0.0039		0.0010		mg/L		08/03/20 11:07	08/04/20 11:17	1
Barium	0.021		0.0012		mg/L		08/03/20 11:07	08/04/20 11:17	1
Beryllium	ND		0.00040		mg/L		08/03/20 11:07	08/04/20 11:17	1
Cadmium	ND		0.00080		mg/L		08/03/20 11:07	08/04/20 11:17	1
Chromium	0.0024		0.00080		mg/L		08/03/20 11:07	08/04/20 11:17	1
Cobalt	ND		0.00040		mg/L		08/03/20 11:07	08/04/20 11:17	1
Copper	0.0029		0.0020		mg/L		08/03/20 11:07	08/04/20 11:17	1
Lead	ND		0.00080		mg/L		08/03/20 11:07	08/04/20 11:17	1
Nickel	ND		0.0030		mg/L		08/03/20 11:07	08/04/20 11:17	1
Selenium	ND		0.0080		mg/L		08/03/20 11:07	08/04/20 11:17	1
Silver	ND		0.00040		mg/L		08/03/20 11:07	08/04/20 11:17	1
Titanium	ND		0.0010		mg/L		08/03/20 11:07	08/04/20 11:17	1
Vanadium	0.0073		0.0040		mg/L		08/03/20 11:07	08/04/20 11:17	1
Zinc	0.0094		0.0070		mg/L		08/03/20 11:07	08/04/20 11:17	1

### General Chemistry

Analyte	Result	Qualifier	RL	MDL	Unit	D	Prepared	Analyzed	Dil Fac
Fluoride	ND		0.20		mg/L			08/11/20 01:28	1
Nitrate Nitrite as N	ND		0.40		mg/L			07/30/20 21:06	1
Chloride	68		0.90		mg/L			08/11/20 01:28	1
Sulfate	56		1.2		mg/L			08/11/20 01:28	1
Ammonia	ND		0.50		mg/L		08/10/20 11:19	08/10/20 11:22	1
Total Organic Carbon	7.1		1.5		mg/L			08/04/20 21:06	1
Analyte	Result	Qualifier	RL	RL	Unit	D	Prepared	Analyzed	Dil Fac
Alkalinity	290		5.0		mg/L			08/04/20 13:12	1
Bicarbonate Alkalinity as CaCO3	290		5.0		mg/L			08/04/20 13:12	1
Carbonate Alkalinity as CaCO3	ND		5.0		mg/L			08/04/20 13:12	1
Hydroxide Alkalinity as CaCO3	ND		5.0		mg/L			08/04/20 13:12	1
Total Dissolved Solids	460		10		mg/L			08/05/20 11:15	1
Chemical Oxygen Demand	ND		10		mg/L		08/11/20 12:37	08/11/20 18:40	1

# Client Sample Results

Client: SCS Engineers  
 Project/Site: Coupeville Solid Waste Facility Groundwa

Job ID: 580-96373-1  
 SDG: Washington

**Client Sample ID: 0720-11**

**Lab Sample ID: 580-96373-5**

Date Collected: 07/29/20 13:30

Matrix: Water

Date Received: 07/30/20 11:00

**Method: 8260C LL - Volatile Organic Compounds by GC/MS**

Analyte	Result	Qualifier	RL	MDL	Unit	D	Prepared	Analyzed	Dil Fac
1,1,1,2-Tetrachloroethane	ND		0.30		ug/L			07/31/20 01:14	1
1,1,1-Trichloroethane	ND		0.20		ug/L			07/31/20 01:14	1
1,1,2,2-Tetrachloroethane	ND		0.20		ug/L			07/31/20 01:14	1
1,1,2-Trichloroethane	ND		0.20		ug/L			07/31/20 01:14	1
1,1-Dichloroethane	ND		0.20		ug/L			07/31/20 01:14	1
1,1-Dichloroethene	ND		0.20		ug/L			07/31/20 01:14	1
1,2,3-Trichloropropane	ND		0.20		ug/L			07/31/20 01:14	1
1,2-Dibromo-3-Chloropropane	ND		2.0		ug/L			07/31/20 01:14	1
1,2-Dibromoethane	ND		0.10		ug/L			07/31/20 01:14	1
1,2-Dichlorobenzene	ND		0.30		ug/L			07/31/20 01:14	1
1,2-Dichloroethane	ND		0.20		ug/L			07/31/20 01:14	1
1,2-Dichloropropane	ND		0.20		ug/L			07/31/20 01:14	1
1,4-Dichlorobenzene	ND		0.30		ug/L			07/31/20 01:14	1
2-Butanone	ND		10		ug/L			07/31/20 01:14	1
2-Hexanone	ND		3.0		ug/L			07/31/20 01:14	1
4-Methyl-2-pentanone	ND		10		ug/L			07/31/20 01:14	1
Acetone	ND		10		ug/L			07/31/20 01:14	1
Acrylonitrile	ND		10		ug/L			07/31/20 01:14	1
Benzene	ND		0.20		ug/L			07/31/20 01:14	1
Bromochloromethane	ND		0.20		ug/L			07/31/20 01:14	1
Bromodichloromethane	ND		0.20		ug/L			07/31/20 01:14	1
Bromoform	ND		0.50		ug/L			07/31/20 01:14	1
Bromomethane	ND		0.50		ug/L			07/31/20 01:14	1
Carbon disulfide	ND		0.30		ug/L			07/31/20 01:14	1
Carbon tetrachloride	ND		0.20		ug/L			07/31/20 01:14	1
Chlorobenzene	ND		0.20		ug/L			07/31/20 01:14	1
Chloroethane	ND		0.50		ug/L			07/31/20 01:14	1
Chloroform	ND		0.20		ug/L			07/31/20 01:14	1
Chloromethane	ND		0.50		ug/L			07/31/20 01:14	1
cis-1,2-Dichloroethene	ND		0.20		ug/L			07/31/20 01:14	1
cis-1,3-Dichloropropene	ND		0.20		ug/L			07/31/20 01:14	1
Dibromochloromethane	ND		0.20		ug/L			07/31/20 01:14	1
Dibromomethane	ND		0.20		ug/L			07/31/20 01:14	1
Ethylbenzene	ND		0.20		ug/L			07/31/20 01:14	1
m,p-Xylene	ND		0.50		ug/L			07/31/20 01:14	1
Methyl iodide	ND		0.50		ug/L			07/31/20 01:14	1
Methylene Chloride	ND		5.0		ug/L			07/31/20 01:14	1
o-Xylene	ND		0.50		ug/L			07/31/20 01:14	1
Styrene	ND		1.0		ug/L			07/31/20 01:14	1
Tetrachloroethene	ND		0.50		ug/L			07/31/20 01:14	1
Toluene	ND		0.20		ug/L			07/31/20 01:14	1
trans-1,2-Dichloroethene	ND		0.20		ug/L			07/31/20 01:14	1
trans-1,3-Dichloropropene	ND		0.20		ug/L			07/31/20 01:14	1
trans-1,4-Dichloro-2-butene	ND		2.0		ug/L			07/31/20 01:14	1
Trichloroethene	ND		0.20		ug/L			07/31/20 01:14	1
Trichlorofluoromethane	ND		0.50		ug/L			07/31/20 01:14	1
Vinyl acetate	ND		2.0		ug/L			07/31/20 01:14	1
Vinyl chloride	ND		0.020		ug/L			07/31/20 01:14	1

# Client Sample Results

Client: SCS Engineers  
 Project/Site: Coupeville Solid Waste Facility Groundwa

Job ID: 580-96373-1  
 SDG: Washington

**Client Sample ID: 0720-11**

**Lab Sample ID: 580-96373-5**

Date Collected: 07/29/20 13:30

Matrix: Water

Date Received: 07/30/20 11:00

Surrogate	%Recovery	Qualifier	Limits	Prepared	Analyzed	Dil Fac
1,2-Dichloroethane-d4 (Surr)	115		80 - 120		07/31/20 01:14	1
4-Bromofluorobenzene (Surr)	95		80 - 120		07/31/20 01:14	1
Dibromofluoromethane (Surr)	106		80 - 120		07/31/20 01:14	1
Toluene-d8 (Surr)	98		80 - 120		07/31/20 01:14	1

### Method: 6010D - Metals (ICP) - Dissolved

Analyte	Result	Qualifier	RL	MDL	Unit	D	Prepared	Analyzed	Dil Fac
Calcium	85		1.1		mg/L		08/03/20 11:07	08/04/20 13:57	1
Iron	ND		0.30		mg/L		08/03/20 11:07	08/04/20 13:57	1
Magnesium	49		1.1		mg/L		08/03/20 11:07	08/04/20 13:57	1
Manganese	ND		0.020		mg/L		08/03/20 11:07	08/04/20 13:57	1
Potassium	5.5		3.3		mg/L		08/03/20 11:07	08/04/20 13:57	1
Sodium	29		2.0		mg/L		08/03/20 11:07	08/04/20 13:57	1

### Method: 6020B - Metals (ICP/MS) - Dissolved

Analyte	Result	Qualifier	RL	MDL	Unit	D	Prepared	Analyzed	Dil Fac
Antimony	ND		0.00080		mg/L		08/03/20 11:07	08/04/20 10:29	1
Arsenic	0.0038		0.0010		mg/L		08/03/20 11:07	08/04/20 10:29	1
Barium	0.022		0.0012		mg/L		08/03/20 11:07	08/04/20 10:29	1
Beryllium	ND		0.00040		mg/L		08/03/20 11:07	08/04/20 10:29	1
Cadmium	ND		0.00080		mg/L		08/03/20 11:07	08/04/20 10:29	1
Chromium	0.0022		0.00080		mg/L		08/03/20 11:07	08/04/20 10:29	1
Cobalt	ND		0.00040		mg/L		08/03/20 11:07	08/04/20 10:29	1
Copper	0.0025		0.0020		mg/L		08/03/20 11:07	08/04/20 10:29	1
Lead	ND		0.00080		mg/L		08/03/20 11:07	08/04/20 10:29	1
Nickel	ND		0.0030		mg/L		08/03/20 11:07	08/04/20 10:29	1
Selenium	ND		0.0080		mg/L		08/03/20 11:07	08/04/20 10:29	1
Silver	ND		0.00040		mg/L		08/03/20 11:07	08/04/20 10:29	1
Titanium	ND		0.0010		mg/L		08/03/20 11:07	08/04/20 10:29	1
Vanadium	0.0073		0.0040		mg/L		08/03/20 11:07	08/04/20 10:29	1
Zinc	ND		0.0070		mg/L		08/03/20 11:07	08/04/20 10:29	1

### General Chemistry

Analyte	Result	Qualifier	RL	MDL	Unit	D	Prepared	Analyzed	Dil Fac
Fluoride	ND		0.20		mg/L			08/12/20 12:42	1
Nitrate Nitrite as N	ND		0.40		mg/L			07/30/20 21:18	1
Chloride	68		0.90		mg/L			08/12/20 12:42	1
Sulfate	56		1.2		mg/L			08/12/20 12:42	1
Ammonia	ND		0.50		mg/L		08/10/20 11:19	08/10/20 11:22	1
Total Organic Carbon	7.3		1.5		mg/L			08/04/20 21:21	1

Analyte	Result	Qualifier	RL	RL	Unit	D	Prepared	Analyzed	Dil Fac
Alkalinity	280		5.0		mg/L			08/04/20 13:12	1
Bicarbonate Alkalinity as CaCO3	280		5.0		mg/L			08/04/20 13:12	1
Carbonate Alkalinity as CaCO3	ND		5.0		mg/L			08/04/20 13:12	1
Hydroxide Alkalinity as CaCO3	ND		5.0		mg/L			08/04/20 13:12	1
Total Dissolved Solids	450		10		mg/L			08/05/20 11:15	1
Chemical Oxygen Demand	ND		10		mg/L		08/11/20 12:37	08/11/20 18:40	1

# Client Sample Results

Client: SCS Engineers  
 Project/Site: Coupeville Solid Waste Facility Groundwa

Job ID: 580-96373-1  
 SDG: Washington

**Client Sample ID: 0720-12**

**Lab Sample ID: 580-96373-6**

Date Collected: 07/29/20 14:20

Matrix: Water

Date Received: 07/30/20 11:00

**Method: 8260C LL - Volatile Organic Compounds by GC/MS**

Analyte	Result	Qualifier	RL	MDL	Unit	D	Prepared	Analyzed	Dil Fac
1,1,1,2-Tetrachloroethane	ND		0.30		ug/L			07/31/20 01:40	1
1,1,1-Trichloroethane	ND		0.20		ug/L			07/31/20 01:40	1
1,1,2,2-Tetrachloroethane	ND		0.20		ug/L			07/31/20 01:40	1
1,1,2-Trichloroethane	ND		0.20		ug/L			07/31/20 01:40	1
1,1-Dichloroethane	ND		0.20		ug/L			07/31/20 01:40	1
1,1-Dichloroethene	ND		0.20		ug/L			07/31/20 01:40	1
1,2,3-Trichloropropane	ND		0.20		ug/L			07/31/20 01:40	1
1,2-Dibromo-3-Chloropropane	ND		2.0		ug/L			07/31/20 01:40	1
1,2-Dibromoethane	ND		0.10		ug/L			07/31/20 01:40	1
1,2-Dichlorobenzene	ND		0.30		ug/L			07/31/20 01:40	1
1,2-Dichloroethane	ND		0.20		ug/L			07/31/20 01:40	1
1,2-Dichloropropane	ND		0.20		ug/L			07/31/20 01:40	1
1,4-Dichlorobenzene	ND		0.30		ug/L			07/31/20 01:40	1
2-Butanone	ND		10		ug/L			07/31/20 01:40	1
2-Hexanone	ND		3.0		ug/L			07/31/20 01:40	1
4-Methyl-2-pentanone	ND		10		ug/L			07/31/20 01:40	1
Acetone	ND		10		ug/L			07/31/20 01:40	1
Acrylonitrile	ND		10		ug/L			07/31/20 01:40	1
Benzene	ND		0.20		ug/L			07/31/20 01:40	1
Bromochloromethane	ND		0.20		ug/L			07/31/20 01:40	1
Bromodichloromethane	ND		0.20		ug/L			07/31/20 01:40	1
Bromoform	ND		0.50		ug/L			07/31/20 01:40	1
Bromomethane	ND		0.50		ug/L			07/31/20 01:40	1
Carbon disulfide	ND		0.30		ug/L			07/31/20 01:40	1
Carbon tetrachloride	ND		0.20		ug/L			07/31/20 01:40	1
Chlorobenzene	ND		0.20		ug/L			07/31/20 01:40	1
Chloroethane	ND		0.50		ug/L			07/31/20 01:40	1
Chloroform	ND		0.20		ug/L			07/31/20 01:40	1
Chloromethane	ND		0.50		ug/L			07/31/20 01:40	1
cis-1,2-Dichloroethene	ND		0.20		ug/L			07/31/20 01:40	1
cis-1,3-Dichloropropene	ND		0.20		ug/L			07/31/20 01:40	1
Dibromochloromethane	ND		0.20		ug/L			07/31/20 01:40	1
Dibromomethane	ND		0.20		ug/L			07/31/20 01:40	1
Ethylbenzene	ND		0.20		ug/L			07/31/20 01:40	1
m,p-Xylene	ND		0.50		ug/L			07/31/20 01:40	1
Methyl iodide	ND		0.50		ug/L			07/31/20 01:40	1
Methylene Chloride	ND		5.0		ug/L			07/31/20 01:40	1
o-Xylene	ND		0.50		ug/L			07/31/20 01:40	1
Styrene	ND		1.0		ug/L			07/31/20 01:40	1
Tetrachloroethene	ND		0.50		ug/L			07/31/20 01:40	1
Toluene	ND		0.20		ug/L			07/31/20 01:40	1
trans-1,2-Dichloroethene	ND		0.20		ug/L			07/31/20 01:40	1
trans-1,3-Dichloropropene	ND		0.20		ug/L			07/31/20 01:40	1
trans-1,4-Dichloro-2-butene	ND		2.0		ug/L			07/31/20 01:40	1
Trichloroethene	ND		0.20		ug/L			07/31/20 01:40	1
Trichlorofluoromethane	ND		0.50		ug/L			07/31/20 01:40	1
Vinyl acetate	ND		2.0		ug/L			07/31/20 01:40	1
Vinyl chloride	ND		0.020		ug/L			07/31/20 01:40	1

# Client Sample Results

Client: SCS Engineers  
Project/Site: Coupeville Solid Waste Facility Groundwa

Job ID: 580-96373-1  
SDG: Washington

**Client Sample ID: 0720-12**

**Lab Sample ID: 580-96373-6**

Date Collected: 07/29/20 14:20

Matrix: Water

Date Received: 07/30/20 11:00

Surrogate	%Recovery	Qualifier	Limits	Prepared	Analyzed	Dil Fac
1,2-Dichloroethane-d4 (Surr)	107		80 - 120		07/31/20 01:40	1
4-Bromofluorobenzene (Surr)	97		80 - 120		07/31/20 01:40	1
Dibromofluoromethane (Surr)	111		80 - 120		07/31/20 01:40	1
Toluene-d8 (Surr)	102		80 - 120		07/31/20 01:40	1

### Method: 6010D - Metals (ICP) - Dissolved

Analyte	Result	Qualifier	RL	MDL	Unit	D	Prepared	Analyzed	Dil Fac
Calcium	91		1.1		mg/L		08/03/20 11:07	08/04/20 14:33	1
Iron	ND		0.30		mg/L		08/03/20 11:07	08/04/20 14:33	1
Magnesium	54		1.1		mg/L		08/03/20 11:07	08/04/20 14:33	1
Manganese	ND		0.020		mg/L		08/03/20 11:07	08/04/20 14:33	1
Potassium	5.5		3.3		mg/L		08/03/20 11:07	08/04/20 14:33	1
Sodium	33		2.0		mg/L		08/03/20 11:07	08/04/20 14:33	1

### Method: 6020B - Metals (ICP/MS) - Dissolved

Analyte	Result	Qualifier	RL	MDL	Unit	D	Prepared	Analyzed	Dil Fac
Antimony	ND		0.00080		mg/L		08/03/20 11:07	08/04/20 11:21	1
Arsenic	0.0033		0.0010		mg/L		08/03/20 11:07	08/04/20 11:21	1
Barium	0.025		0.0012		mg/L		08/03/20 11:07	08/04/20 11:21	1
Beryllium	ND		0.00040		mg/L		08/03/20 11:07	08/04/20 11:21	1
Cadmium	ND		0.00080		mg/L		08/03/20 11:07	08/04/20 11:21	1
Chromium	0.0019		0.00080		mg/L		08/03/20 11:07	08/04/20 11:21	1
Cobalt	ND		0.00040		mg/L		08/03/20 11:07	08/04/20 11:21	1
Copper	0.041		0.0020		mg/L		08/03/20 11:07	08/04/20 11:21	1
Lead	ND		0.00080		mg/L		08/03/20 11:07	08/04/20 11:21	1
Nickel	ND		0.0030		mg/L		08/03/20 11:07	08/04/20 11:21	1
Selenium	ND		0.0080		mg/L		08/03/20 11:07	08/04/20 11:21	1
Silver	ND		0.00040		mg/L		08/03/20 11:07	08/04/20 11:21	1
Titanium	ND		0.0010		mg/L		08/03/20 11:07	08/04/20 11:21	1
Vanadium	ND		0.0040		mg/L		08/03/20 11:07	08/04/20 11:21	1
Zinc	0.059		0.0070		mg/L		08/03/20 11:07	08/04/20 11:21	1

### General Chemistry

Analyte	Result	Qualifier	RL	MDL	Unit	D	Prepared	Analyzed	Dil Fac
Fluoride	ND		0.20		mg/L			08/12/20 12:54	1
Nitrate Nitrite as N	1.5		0.40		mg/L			07/30/20 21:29	1
Chloride	58		0.90		mg/L			08/12/20 12:54	1
Sulfate	47		1.2		mg/L			08/12/20 12:54	1
Ammonia	ND		0.50		mg/L		08/10/20 11:19	08/10/20 11:22	1
Total Organic Carbon	8.7		1.5		mg/L			08/04/20 22:08	1
Analyte	Result	Qualifier	RL	RL	Unit	D	Prepared	Analyzed	Dil Fac
Alkalinity	330		5.0		mg/L			08/04/20 13:12	1
Bicarbonate Alkalinity as CaCO3	330		5.0		mg/L			08/04/20 13:12	1
Carbonate Alkalinity as CaCO3	ND		5.0		mg/L			08/04/20 13:12	1
Hydroxide Alkalinity as CaCO3	ND		5.0		mg/L			08/04/20 13:12	1
Total Dissolved Solids	420		10		mg/L			08/05/20 11:15	1
Chemical Oxygen Demand	ND		10		mg/L		08/12/20 11:27	08/12/20 17:24	1

# Client Sample Results

Client: SCS Engineers  
 Project/Site: Coupeville Solid Waste Facility Groundwa

Job ID: 580-96373-1  
 SDG: Washington

**Client Sample ID: Trip Blank**

**Lab Sample ID: 580-96373-7**

Date Collected: 07/29/20 00:01

Matrix: Water

Date Received: 07/30/20 11:00

**Method: 8260C LL - Volatile Organic Compounds by GC/MS**

Analyte	Result	Qualifier	RL	MDL	Unit	D	Prepared	Analyzed	Dil Fac
1,1,1,2-Tetrachloroethane	ND		0.30		ug/L			07/31/20 13:20	1
1,1,1-Trichloroethane	ND		0.20		ug/L			07/31/20 13:20	1
1,1,2,2-Tetrachloroethane	ND		0.20		ug/L			07/31/20 13:20	1
1,1,2-Trichloroethane	ND		0.20		ug/L			07/31/20 13:20	1
1,1-Dichloroethane	ND		0.20		ug/L			07/31/20 13:20	1
1,1-Dichloroethene	ND		0.20		ug/L			07/31/20 13:20	1
1,2,3-Trichloropropane	ND		0.20		ug/L			07/31/20 13:20	1
1,2-Dibromo-3-Chloropropane	ND		2.0		ug/L			07/31/20 13:20	1
1,2-Dibromoethane	ND		0.10		ug/L			07/31/20 13:20	1
1,2-Dichlorobenzene	ND		0.30		ug/L			07/31/20 13:20	1
1,2-Dichloroethane	ND		0.20		ug/L			07/31/20 13:20	1
1,2-Dichloropropane	ND		0.20		ug/L			07/31/20 13:20	1
1,4-Dichlorobenzene	ND		0.30		ug/L			07/31/20 13:20	1
2-Butanone	ND		10		ug/L			07/31/20 13:20	1
2-Hexanone	ND		3.0		ug/L			07/31/20 13:20	1
4-Methyl-2-pentanone	ND		10		ug/L			07/31/20 13:20	1
Acetone	ND		10		ug/L			07/31/20 13:20	1
Acrylonitrile	ND		10		ug/L			07/31/20 13:20	1
Benzene	ND		0.20		ug/L			07/31/20 13:20	1
Bromochloromethane	ND		0.20		ug/L			07/31/20 13:20	1
Bromodichloromethane	ND		0.20		ug/L			07/31/20 13:20	1
Bromoform	ND		0.50		ug/L			07/31/20 13:20	1
Bromomethane	ND		0.50		ug/L			07/31/20 13:20	1
Carbon disulfide	ND		0.30		ug/L			07/31/20 13:20	1
Carbon tetrachloride	ND		0.20		ug/L			07/31/20 13:20	1
Chlorobenzene	ND		0.20		ug/L			07/31/20 13:20	1
Chloroethane	ND		0.50		ug/L			07/31/20 13:20	1
Chloroform	ND		0.20		ug/L			07/31/20 13:20	1
Chloromethane	ND		0.50		ug/L			07/31/20 13:20	1
cis-1,2-Dichloroethene	ND		0.20		ug/L			07/31/20 13:20	1
cis-1,3-Dichloropropene	ND		0.20		ug/L			07/31/20 13:20	1
Dibromochloromethane	ND		0.20		ug/L			07/31/20 13:20	1
Dibromomethane	ND		0.20		ug/L			07/31/20 13:20	1
Ethylbenzene	ND		0.20		ug/L			07/31/20 13:20	1
m,p-Xylene	ND		0.50		ug/L			07/31/20 13:20	1
Methyl iodide	ND		0.50		ug/L			07/31/20 13:20	1
Methylene Chloride	ND		5.0		ug/L			07/31/20 13:20	1
o-Xylene	ND		0.50		ug/L			07/31/20 13:20	1
Styrene	ND		1.0		ug/L			07/31/20 13:20	1
Tetrachloroethene	ND		0.50		ug/L			07/31/20 13:20	1
Toluene	ND		0.20		ug/L			07/31/20 13:20	1
trans-1,2-Dichloroethene	ND		0.20		ug/L			07/31/20 13:20	1
trans-1,3-Dichloropropene	ND		0.20		ug/L			07/31/20 13:20	1
trans-1,4-Dichloro-2-butene	ND		2.0		ug/L			07/31/20 13:20	1
Trichloroethene	ND		0.20		ug/L			07/31/20 13:20	1
Trichlorofluoromethane	ND		0.50		ug/L			07/31/20 13:20	1
Vinyl acetate	ND		2.0		ug/L			07/31/20 13:20	1
Vinyl chloride	ND		0.020		ug/L			07/31/20 13:20	1

# Client Sample Results

Client: SCS Engineers  
Project/Site: Coupeville Solid Waste Facility Groundwa

Job ID: 580-96373-1  
SDG: Washington

**Client Sample ID: Trip Blank**

**Lab Sample ID: 580-96373-7**

**Date Collected: 07/29/20 00:01**

**Matrix: Water**

**Date Received: 07/30/20 11:00**

<i>Surrogate</i>	<i>%Recovery</i>	<i>Qualifier</i>	<i>Limits</i>	<i>Prepared</i>	<i>Analyzed</i>	<i>Dil Fac</i>
1,2-Dichloroethane-d4 (Surr)	105		80 - 120		07/31/20 13:20	1
4-Bromofluorobenzene (Surr)	96		80 - 120		07/31/20 13:20	1
Dibromofluoromethane (Surr)	101		80 - 120		07/31/20 13:20	1
Toluene-d8 (Surr)	96		80 - 120		07/31/20 13:20	1

# QC Sample Results

Client: SCS Engineers  
 Project/Site: Coupeville Solid Waste Facility Groundwa

Job ID: 580-96373-1  
 SDG: Washington

## Method: 8260C LL - Volatile Organic Compounds by GC/MS

**Lab Sample ID: MB 580-334403/7**  
**Matrix: Water**  
**Analysis Batch: 334403**

**Client Sample ID: Method Blank**  
**Prep Type: Total/NA**

Analyte	MB Result	MB Qualifier	RL	MDL	Unit	D	Prepared	Analyzed	Dil Fac
1,1,1,2-Tetrachloroethane	ND		0.30		ug/L			07/30/20 19:11	1
1,1,1-Trichloroethane	ND		0.20		ug/L			07/30/20 19:11	1
1,1,2,2-Tetrachloroethane	ND		0.20		ug/L			07/30/20 19:11	1
1,1,2-Trichloroethane	ND		0.20		ug/L			07/30/20 19:11	1
1,1-Dichloroethane	ND		0.20		ug/L			07/30/20 19:11	1
1,1-Dichloroethene	ND		0.20		ug/L			07/30/20 19:11	1
1,2,3-Trichloropropane	ND		0.20		ug/L			07/30/20 19:11	1
1,2-Dibromo-3-Chloropropane	ND		2.0		ug/L			07/30/20 19:11	1
1,2-Dibromoethane	ND		0.10		ug/L			07/30/20 19:11	1
1,2-Dichlorobenzene	ND		0.30		ug/L			07/30/20 19:11	1
1,2-Dichloroethane	ND		0.20		ug/L			07/30/20 19:11	1
1,2-Dichloropropane	ND		0.20		ug/L			07/30/20 19:11	1
1,4-Dichlorobenzene	ND		0.30		ug/L			07/30/20 19:11	1
2-Butanone	ND		10		ug/L			07/30/20 19:11	1
2-Hexanone	ND		3.0		ug/L			07/30/20 19:11	1
4-Methyl-2-pentanone	ND		10		ug/L			07/30/20 19:11	1
Acetone	ND		10		ug/L			07/30/20 19:11	1
Acrylonitrile	ND		10		ug/L			07/30/20 19:11	1
Benzene	ND		0.20		ug/L			07/30/20 19:11	1
Bromochloromethane	ND		0.20		ug/L			07/30/20 19:11	1
Bromodichloromethane	ND		0.20		ug/L			07/30/20 19:11	1
Bromoform	ND		0.50		ug/L			07/30/20 19:11	1
Bromomethane	ND		0.50		ug/L			07/30/20 19:11	1
Carbon disulfide	ND		0.30		ug/L			07/30/20 19:11	1
Carbon tetrachloride	ND		0.20		ug/L			07/30/20 19:11	1
Chlorobenzene	ND		0.20		ug/L			07/30/20 19:11	1
Chloroethane	ND		0.50		ug/L			07/30/20 19:11	1
Chloroform	ND		0.20		ug/L			07/30/20 19:11	1
Chloromethane	ND		0.50		ug/L			07/30/20 19:11	1
cis-1,2-Dichloroethene	ND		0.20		ug/L			07/30/20 19:11	1
cis-1,3-Dichloropropene	ND		0.20		ug/L			07/30/20 19:11	1
Dibromochloromethane	ND		0.20		ug/L			07/30/20 19:11	1
Dibromomethane	ND		0.20		ug/L			07/30/20 19:11	1
Ethylbenzene	ND		0.20		ug/L			07/30/20 19:11	1
m,p-Xylene	ND		0.50		ug/L			07/30/20 19:11	1
Methyl iodide	ND		0.50		ug/L			07/30/20 19:11	1
Methylene Chloride	ND		5.0		ug/L			07/30/20 19:11	1
o-Xylene	ND		0.50		ug/L			07/30/20 19:11	1
Styrene	ND		1.0		ug/L			07/30/20 19:11	1
Tetrachloroethene	ND		0.50		ug/L			07/30/20 19:11	1
Toluene	ND		0.20		ug/L			07/30/20 19:11	1
trans-1,2-Dichloroethene	ND		0.20		ug/L			07/30/20 19:11	1
trans-1,3-Dichloropropene	ND		0.20		ug/L			07/30/20 19:11	1
trans-1,4-Dichloro-2-butene	ND		2.0		ug/L			07/30/20 19:11	1
Trichloroethene	ND		0.20		ug/L			07/30/20 19:11	1
Trichlorofluoromethane	ND		0.50		ug/L			07/30/20 19:11	1
Vinyl acetate	ND		2.0		ug/L			07/30/20 19:11	1
Vinyl chloride	ND		0.020		ug/L			07/30/20 19:11	1

Eurofins TestAmerica, Seattle

# QC Sample Results

Client: SCS Engineers  
 Project/Site: Coupeville Solid Waste Facility Groundwa

Job ID: 580-96373-1  
 SDG: Washington

## Method: 8260C LL - Volatile Organic Compounds by GC/MS (Continued)

**Lab Sample ID: MB 580-334403/7**  
**Matrix: Water**  
**Analysis Batch: 334403**

**Client Sample ID: Method Blank**  
**Prep Type: Total/NA**

Surrogate	MB %Recovery	MB Qualifier	Limits	Prepared	Analyzed	Dil Fac
1,2-Dichloroethane-d4 (Surr)	102		80 - 120		07/30/20 19:11	1
4-Bromofluorobenzene (Surr)	96		80 - 120		07/30/20 19:11	1
Dibromofluoromethane (Surr)	102		80 - 120		07/30/20 19:11	1
Toluene-d8 (Surr)	100		80 - 120		07/30/20 19:11	1

**Lab Sample ID: LCS 580-334403/4**  
**Matrix: Water**  
**Analysis Batch: 334403**

**Client Sample ID: Lab Control Sample**  
**Prep Type: Total/NA**

Analyte	Spike Added	LCS Result	LCS Qualifier	Unit	D	%Rec	%Rec. Limits
1,1,1,2-Tetrachloroethane	5.00	5.21		ug/L		104	79 - 127
1,1,1-Trichloroethane	5.00	4.94		ug/L		99	79 - 121
1,1,2,2-Tetrachloroethane	5.00	5.52		ug/L		110	76 - 123
1,1,2-Trichloroethane	5.00	5.87		ug/L		117	80 - 127
1,1-Dichloroethane	5.00	5.06		ug/L		101	74 - 120
1,1-Dichloroethene	5.00	5.15		ug/L		103	79 - 120
1,2,3-Trichloropropane	5.00	5.43		ug/L		109	75 - 127
1,2-Dibromo-3-Chloropropane	5.00	5.26		ug/L		105	73 - 123
1,2-Dibromoethane	5.00	5.14		ug/L		103	80 - 126
1,2-Dichlorobenzene	5.00	5.35		ug/L		107	80 - 129
1,2-Dichloroethane	5.00	4.95		ug/L		99	74 - 120
1,2-Dichloropropane	5.00	5.41		ug/L		108	80 - 130
1,4-Dichlorobenzene	5.00	5.66		ug/L		113	80 - 129
2-Butanone	25.0	32.3		ug/L		129	57 - 136
2-Hexanone	25.0	27.8		ug/L		111	56 - 144
4-Methyl-2-pentanone	25.0	27.7		ug/L		111	78 - 127
Acetone	25.0	26.9		ug/L		108	49 - 150
Acrylonitrile	50.0	45.4		ug/L		91	62 - 145
Benzene	5.00	5.19		ug/L		104	73 - 120
Bromochloromethane	5.00	5.20		ug/L		104	79 - 131
Bromodichloromethane	5.00	5.59		ug/L		112	74 - 120
Bromoform	5.00	5.06		ug/L		101	69 - 125
Bromomethane	5.00	4.90		ug/L		98	68 - 131
Carbon disulfide	5.00	4.80		ug/L		96	75 - 128
Carbon tetrachloride	5.00	5.01		ug/L		100	78 - 120
Chlorobenzene	5.00	5.48		ug/L		110	80 - 123
Chloroethane	5.00	5.65		ug/L		113	70 - 135
Chloroform	5.00	5.01		ug/L		100	80 - 130
Chloromethane	5.00	4.82		ug/L		96	66 - 134
cis-1,2-Dichloroethene	5.00	5.10		ug/L		102	72 - 130
cis-1,3-Dichloropropene	5.00	5.38		ug/L		108	77 - 120
Dibromochloromethane	5.00	5.47		ug/L		109	76 - 126
Dibromomethane	5.00	5.04		ug/L		101	65 - 141
Ethylbenzene	5.00	5.06		ug/L		101	80 - 130
m,p-Xylene	5.00	5.34		ug/L		107	86 - 130
Methyl iodide	5.00	4.54		ug/L		91	60 - 133
Methylene Chloride	5.00	4.43	J	ug/L		89	68 - 134
o-Xylene	5.00	5.11		ug/L		102	80 - 133

Eurofins TestAmerica, Seattle

# QC Sample Results

Client: SCS Engineers  
 Project/Site: Coupeville Solid Waste Facility Groundwa

Job ID: 580-96373-1  
 SDG: Washington

## Method: 8260C LL - Volatile Organic Compounds by GC/MS (Continued)

**Lab Sample ID: LCS 580-334403/4**  
**Matrix: Water**  
**Analysis Batch: 334403**

**Client Sample ID: Lab Control Sample**  
**Prep Type: Total/NA**

Analyte	Spike Added	LCS Result	LCS Qualifier	Unit	D	%Rec	%Rec. Limits
Styrene	5.00	5.48		ug/L		110	74 - 136
Tetrachloroethene	5.00	5.04		ug/L		101	75 - 131
Toluene	5.00	5.03		ug/L		101	80 - 126
trans-1,2-Dichloroethene	5.00	4.68		ug/L		94	63 - 133
trans-1,3-Dichloropropene	5.00	5.47		ug/L		109	71 - 128
trans-1,4-Dichloro-2-butene	5.00	5.32		ug/L		106	45 - 144
Trichloroethene	5.00	5.08		ug/L		102	72 - 136
Trichlorofluoromethane	5.00	5.20		ug/L		104	75 - 120
Vinyl acetate	12.5	13.5		ug/L		108	60 - 138
Vinyl chloride	5.00	5.11		ug/L		102	69 - 128

Surrogate	LCS %Recovery	LCS Qualifier	Limits
1,2-Dichloroethane-d4 (Surr)	103		80 - 120
4-Bromofluorobenzene (Surr)	103		80 - 120
Dibromofluoromethane (Surr)	97		80 - 120
Toluene-d8 (Surr)	98		80 - 120

**Lab Sample ID: LCSD 580-334403/5**  
**Matrix: Water**  
**Analysis Batch: 334403**

**Client Sample ID: Lab Control Sample Dup**  
**Prep Type: Total/NA**

Analyte	Spike Added	LCSD Result	LCSD Qualifier	Unit	D	%Rec	%Rec. Limits	RPD	RPD Limit
1,1,1,2-Tetrachloroethane	5.00	5.39		ug/L		108	79 - 127	3	11
1,1,1-Trichloroethane	5.00	4.94		ug/L		99	79 - 121	0	14
1,1,2,2-Tetrachloroethane	5.00	5.56		ug/L		111	76 - 123	1	10
1,1,2-Trichloroethane	5.00	5.45		ug/L		109	80 - 127	7	10
1,1-Dichloroethane	5.00	4.90		ug/L		98	74 - 120	3	10
1,1-Dichloroethene	5.00	5.21		ug/L		104	79 - 120	1	17
1,2,3-Trichloropropane	5.00	5.78		ug/L		116	75 - 127	6	12
1,2-Dibromo-3-Chloropropane	5.00	5.61		ug/L		112	73 - 123	6	16
1,2-Dibromoethane	5.00	5.19		ug/L		104	80 - 126	1	11
1,2-Dichlorobenzene	5.00	5.54		ug/L		111	80 - 129	4	10
1,2-Dichloroethane	5.00	4.86		ug/L		97	74 - 120	2	10
1,2-Dichloropropane	5.00	5.34		ug/L		107	80 - 130	1	14
1,4-Dichlorobenzene	5.00	5.58		ug/L		112	80 - 129	1	11
2-Butanone	25.0	26.3		ug/L		105	57 - 136	20	23
2-Hexanone	25.0	26.1		ug/L		104	56 - 144	6	21
4-Methyl-2-pentanone	25.0	30.7		ug/L		123	78 - 127	10	12
Acetone	25.0	27.8		ug/L		111	49 - 150	3	24
Acrylonitrile	50.0	51.9		ug/L		104	62 - 145	13	14
Benzene	5.00	5.09		ug/L		102	73 - 120	2	10
Bromochloromethane	5.00	5.44		ug/L		109	79 - 131	5	10
Bromodichloromethane	5.00	5.24		ug/L		105	74 - 120	6	10
Bromoform	5.00	5.13		ug/L		103	69 - 125	1	10
Bromomethane	5.00	4.81		ug/L		96	68 - 131	2	18
Carbon disulfide	5.00	4.80		ug/L		96	75 - 128	0	14
Carbon tetrachloride	5.00	4.95		ug/L		99	78 - 120	1	10
Chlorobenzene	5.00	5.39		ug/L		108	80 - 123	2	12

Eurofins TestAmerica, Seattle

# QC Sample Results

Client: SCS Engineers  
 Project/Site: Coupeville Solid Waste Facility Groundwa

Job ID: 580-96373-1  
 SDG: Washington

## Method: 8260C LL - Volatile Organic Compounds by GC/MS (Continued)

**Lab Sample ID: LCSD 580-334403/5**  
**Matrix: Water**  
**Analysis Batch: 334403**

**Client Sample ID: Lab Control Sample Dup**  
**Prep Type: Total/NA**

Analyte	Spike Added	LCSD Result	LCSD Qualifier	Unit	D	%Rec	%Rec. Limits	RPD	RPD Limit
Chloroethane	5.00	5.07		ug/L		101	70 - 135	11	20
Chloroform	5.00	5.12		ug/L		102	80 - 130	2	10
Chloromethane	5.00	4.82		ug/L		96	66 - 134	0	16
cis-1,2-Dichloroethene	5.00	4.90		ug/L		98	72 - 130	4	10
cis-1,3-Dichloropropene	5.00	5.21		ug/L		104	77 - 120	3	10
Dibromochloromethane	5.00	5.50		ug/L		110	76 - 126	0	10
Dibromomethane	5.00	4.96		ug/L		99	65 - 141	2	10
Ethylbenzene	5.00	4.91		ug/L		98	80 - 130	3	10
m,p-Xylene	5.00	5.05		ug/L		101	86 - 130	6	10
Methyl iodide	5.00	4.76		ug/L		95	60 - 133	5	10
Methylene Chloride	5.00	4.73	J	ug/L		95	68 - 134	7	18
o-Xylene	5.00	5.08		ug/L		102	80 - 133	1	10
Styrene	5.00	4.94		ug/L		99	74 - 136	10	10
Tetrachloroethene	5.00	4.97		ug/L		99	75 - 131	1	20
Toluene	5.00	4.82		ug/L		96	80 - 126	4	20
trans-1,2-Dichloroethene	5.00	4.88		ug/L		98	63 - 133	4	17
trans-1,3-Dichloropropene	5.00	5.26		ug/L		105	71 - 128	4	16
trans-1,4-Dichloro-2-butene	5.00	5.37		ug/L		107	45 - 144	1	31
Trichloroethene	5.00	4.92		ug/L		98	72 - 136	3	14
Trichlorofluoromethane	5.00	5.06		ug/L		101	75 - 120	3	13
Vinyl acetate	12.5	14.3		ug/L		114	60 - 138	5	22
Vinyl chloride	5.00	5.05		ug/L		101	69 - 128	1	21

Surrogate	LCSD %Recovery	LCSD Qualifier	LCSD Limits
1,2-Dichloroethane-d4 (Surr)	98		80 - 120
4-Bromofluorobenzene (Surr)	104		80 - 120
Dibromofluoromethane (Surr)	101		80 - 120
Toluene-d8 (Surr)	103		80 - 120

**Lab Sample ID: MB 580-334446/7**  
**Matrix: Water**  
**Analysis Batch: 334446**

**Client Sample ID: Method Blank**  
**Prep Type: Total/NA**

Analyte	MB Result	MB Qualifier	RL	MDL	Unit	D	Prepared	Analyzed	Dil Fac
1,1,1,2-Tetrachloroethane	ND		0.30		ug/L			07/31/20 12:54	1
1,1,1-Trichloroethane	ND		0.20		ug/L			07/31/20 12:54	1
1,1,2,2-Tetrachloroethane	ND		0.20		ug/L			07/31/20 12:54	1
1,1,2-Trichloroethane	ND		0.20		ug/L			07/31/20 12:54	1
1,1-Dichloroethane	ND		0.20		ug/L			07/31/20 12:54	1
1,1-Dichloroethene	ND		0.20		ug/L			07/31/20 12:54	1
1,2,3-Trichloropropane	ND		0.20		ug/L			07/31/20 12:54	1
1,2-Dibromo-3-Chloropropane	ND		2.0		ug/L			07/31/20 12:54	1
1,2-Dibromoethane	ND		0.10		ug/L			07/31/20 12:54	1
1,2-Dichlorobenzene	ND		0.30		ug/L			07/31/20 12:54	1
1,2-Dichloroethane	ND		0.20		ug/L			07/31/20 12:54	1
1,2-Dichloropropane	ND		0.20		ug/L			07/31/20 12:54	1
1,4-Dichlorobenzene	ND		0.30		ug/L			07/31/20 12:54	1
2-Butanone	ND		10		ug/L			07/31/20 12:54	1

Eurofins TestAmerica, Seattle

# QC Sample Results

Client: SCS Engineers  
 Project/Site: Coupeville Solid Waste Facility Groundwa

Job ID: 580-96373-1  
 SDG: Washington

## Method: 8260C LL - Volatile Organic Compounds by GC/MS (Continued)

**Lab Sample ID: MB 580-334446/7**  
**Matrix: Water**  
**Analysis Batch: 334446**

**Client Sample ID: Method Blank**  
**Prep Type: Total/NA**

Analyte	MB Result	MB Qualifier	RL	MDL	Unit	D	Prepared	Analyzed	Dil Fac
2-Hexanone	ND		3.0		ug/L			07/31/20 12:54	1
4-Methyl-2-pentanone	ND		10		ug/L			07/31/20 12:54	1
Acetone	ND		10		ug/L			07/31/20 12:54	1
Acrylonitrile	ND		10		ug/L			07/31/20 12:54	1
Benzene	ND		0.20		ug/L			07/31/20 12:54	1
Bromochloromethane	ND		0.20		ug/L			07/31/20 12:54	1
Bromodichloromethane	ND		0.20		ug/L			07/31/20 12:54	1
Bromoform	ND		0.50		ug/L			07/31/20 12:54	1
Bromomethane	ND		0.50		ug/L			07/31/20 12:54	1
Carbon disulfide	ND		0.30		ug/L			07/31/20 12:54	1
Carbon tetrachloride	ND		0.20		ug/L			07/31/20 12:54	1
Chlorobenzene	ND		0.20		ug/L			07/31/20 12:54	1
Chloroethane	ND		0.50		ug/L			07/31/20 12:54	1
Chloroform	ND		0.20		ug/L			07/31/20 12:54	1
Chloromethane	ND		0.50		ug/L			07/31/20 12:54	1
cis-1,2-Dichloroethene	ND		0.20		ug/L			07/31/20 12:54	1
cis-1,3-Dichloropropene	ND		0.20		ug/L			07/31/20 12:54	1
Dibromochloromethane	ND		0.20		ug/L			07/31/20 12:54	1
Dibromomethane	ND		0.20		ug/L			07/31/20 12:54	1
Ethylbenzene	ND		0.20		ug/L			07/31/20 12:54	1
m,p-Xylene	ND		0.50		ug/L			07/31/20 12:54	1
Methyl iodide	ND		0.50		ug/L			07/31/20 12:54	1
Methylene Chloride	ND		5.0		ug/L			07/31/20 12:54	1
o-Xylene	ND		0.50		ug/L			07/31/20 12:54	1
Styrene	ND		1.0		ug/L			07/31/20 12:54	1
Tetrachloroethene	ND		0.50		ug/L			07/31/20 12:54	1
Toluene	ND		0.20		ug/L			07/31/20 12:54	1
trans-1,2-Dichloroethene	ND		0.20		ug/L			07/31/20 12:54	1
trans-1,3-Dichloropropene	ND		0.20		ug/L			07/31/20 12:54	1
trans-1,4-Dichloro-2-butene	ND		2.0		ug/L			07/31/20 12:54	1
Trichloroethene	ND		0.20		ug/L			07/31/20 12:54	1
Trichlorofluoromethane	ND		0.50		ug/L			07/31/20 12:54	1
Vinyl acetate	ND		2.0		ug/L			07/31/20 12:54	1
Vinyl chloride	ND		0.020		ug/L			07/31/20 12:54	1

Surrogate	MB %Recovery	MB Qualifier	Limits	Prepared	Analyzed	Dil Fac
1,2-Dichloroethane-d4 (Surr)	103		80 - 120		07/31/20 12:54	1
4-Bromofluorobenzene (Surr)	97		80 - 120		07/31/20 12:54	1
Dibromofluoromethane (Surr)	103		80 - 120		07/31/20 12:54	1
Toluene-d8 (Surr)	105		80 - 120		07/31/20 12:54	1

**Lab Sample ID: LCS 580-334446/4**  
**Matrix: Water**  
**Analysis Batch: 334446**

**Client Sample ID: Lab Control Sample**  
**Prep Type: Total/NA**

Analyte	Spike Added	LCS Result	LCS Qualifier	Unit	D	%Rec	%Rec. Limits
1,1,1,2-Tetrachloroethane	5.00	4.93		ug/L		99	79 - 127
1,1,1-Trichloroethane	5.00	4.58		ug/L		92	79 - 121

Eurofins TestAmerica, Seattle

# QC Sample Results

Client: SCS Engineers  
 Project/Site: Coupeville Solid Waste Facility Groundwa

Job ID: 580-96373-1  
 SDG: Washington

## Method: 8260C LL - Volatile Organic Compounds by GC/MS (Continued)

**Lab Sample ID: LCS 580-334446/4**  
**Matrix: Water**  
**Analysis Batch: 334446**

**Client Sample ID: Lab Control Sample**  
**Prep Type: Total/NA**

Analyte	Spike Added	LCS Result	LCS Qualifier	Unit	D	%Rec	%Rec. Limits
1,1,2,2-Tetrachloroethane	5.00	5.10		ug/L		102	76 - 123
1,1,2-Trichloroethane	5.00	5.35		ug/L		107	80 - 127
1,1-Dichloroethane	5.00	4.74		ug/L		95	74 - 120
1,1-Dichloroethene	5.00	4.93		ug/L		99	79 - 120
1,2,3-Trichloropropane	5.00	5.19		ug/L		104	75 - 127
1,2-Dibromo-3-Chloropropane	5.00	4.85		ug/L		97	73 - 123
1,2-Dibromoethane	5.00	4.81		ug/L		96	80 - 126
1,2-Dichlorobenzene	5.00	4.86		ug/L		97	80 - 129
1,2-Dichloroethane	5.00	4.92		ug/L		98	74 - 120
1,2-Dichloropropane	5.00	5.21		ug/L		104	80 - 130
1,4-Dichlorobenzene	5.00	5.01		ug/L		100	80 - 129
2-Butanone	25.0	26.4		ug/L		106	57 - 136
2-Hexanone	25.0	24.4		ug/L		98	56 - 144
4-Methyl-2-pentanone	25.0	26.2		ug/L		105	78 - 127
Acetone	25.0	21.6		ug/L		87	49 - 150
Acrylonitrile	50.0	45.1		ug/L		90	62 - 145
Benzene	5.00	4.88		ug/L		98	73 - 120
Bromochloromethane	5.00	5.15		ug/L		103	79 - 131
Bromodichloromethane	5.00	5.06		ug/L		101	74 - 120
Bromoform	5.00	4.91		ug/L		98	69 - 125
Bromomethane	5.00	4.67		ug/L		93	68 - 131
Carbon disulfide	5.00	4.48		ug/L		90	75 - 128
Carbon tetrachloride	5.00	4.50		ug/L		90	78 - 120
Chlorobenzene	5.00	5.04		ug/L		101	80 - 123
Chloroethane	5.00	4.78		ug/L		96	70 - 135
Chloroform	5.00	4.70		ug/L		94	80 - 130
Chloromethane	5.00	4.57		ug/L		91	66 - 134
cis-1,2-Dichloroethene	5.00	4.74		ug/L		95	72 - 130
cis-1,3-Dichloropropene	5.00	4.86		ug/L		97	77 - 120
Dibromochloromethane	5.00	5.02		ug/L		100	76 - 126
Dibromomethane	5.00	4.72		ug/L		94	65 - 141
Ethylbenzene	5.00	4.55		ug/L		91	80 - 130
m,p-Xylene	5.00	4.83		ug/L		97	86 - 130
Methyl iodide	5.00	4.66		ug/L		93	60 - 133
Methylene Chloride	5.00	4.47	J	ug/L		89	68 - 134
o-Xylene	5.00	4.68		ug/L		94	80 - 133
Styrene	5.00	5.06		ug/L		101	74 - 136
Tetrachloroethene	5.00	4.52		ug/L		90	75 - 131
Toluene	5.00	4.57		ug/L		91	80 - 126
trans-1,2-Dichloroethene	5.00	4.19		ug/L		84	63 - 133
trans-1,3-Dichloropropene	5.00	4.98		ug/L		100	71 - 128
trans-1,4-Dichloro-2-butene	5.00	5.12		ug/L		102	45 - 144
Trichloroethene	5.00	4.54		ug/L		91	72 - 136
Trichlorofluoromethane	5.00	4.72		ug/L		94	75 - 120
Vinyl acetate	12.5	11.1		ug/L		89	60 - 138
Vinyl chloride	5.00	4.44		ug/L		89	69 - 128

# QC Sample Results

Client: SCS Engineers  
 Project/Site: Coupeville Solid Waste Facility Groundwa

Job ID: 580-96373-1  
 SDG: Washington

## Method: 8260C LL - Volatile Organic Compounds by GC/MS (Continued)

**Lab Sample ID: LCS 580-334446/4**  
**Matrix: Water**  
**Analysis Batch: 334446**

**Client Sample ID: Lab Control Sample**  
**Prep Type: Total/NA**

Surrogate	LCS LCS		Limits
	%Recovery	Qualifier	
1,2-Dichloroethane-d4 (Surr)	104		80 - 120
4-Bromofluorobenzene (Surr)	103		80 - 120
Dibromofluoromethane (Surr)	100		80 - 120
Toluene-d8 (Surr)	103		80 - 120

**Lab Sample ID: LCSD 580-334446/5**  
**Matrix: Water**  
**Analysis Batch: 334446**

**Client Sample ID: Lab Control Sample Dup**  
**Prep Type: Total/NA**

Analyte	Spike Added	LCSD Result	LCSD Qualifier	Unit	D	%Rec	%Rec. Limits	RPD	RPD
									Limit
1,1,1,2-Tetrachloroethane	5.00	4.48		ug/L		90	79 - 127	10	11
1,1,1-Trichloroethane	5.00	4.42		ug/L		88	79 - 121	4	14
1,1,2,2-Tetrachloroethane	5.00	4.76		ug/L		95	76 - 123	7	10
1,1,2-Trichloroethane	5.00	4.96		ug/L		99	80 - 127	7	10
1,1-Dichloroethane	5.00	4.67		ug/L		93	74 - 120	1	10
1,1-Dichloroethene	5.00	4.69		ug/L		94	79 - 120	5	17
1,2,3-Trichloropropane	5.00	4.84		ug/L		97	75 - 127	7	12
1,2-Dibromo-3-Chloropropane	5.00	4.86		ug/L		97	73 - 123	0	16
1,2-Dibromoethane	5.00	4.56		ug/L		91	80 - 126	5	11
1,2-Dichlorobenzene	5.00	4.75		ug/L		95	80 - 129	2	10
1,2-Dichloroethane	5.00	4.61		ug/L		92	74 - 120	7	10
1,2-Dichloropropane	5.00	4.97		ug/L		99	80 - 130	5	14
1,4-Dichlorobenzene	5.00	5.12		ug/L		102	80 - 129	2	11
2-Butanone	25.0	30.8		ug/L		123	57 - 136	15	23
2-Hexanone	25.0	25.7		ug/L		103	56 - 144	5	21
4-Methyl-2-pentanone	25.0	25.4		ug/L		102	78 - 127	3	12
Acetone	25.0	23.8		ug/L		95	49 - 150	10	24
Acrylonitrile	50.0	41.3		ug/L		83	62 - 145	9	14
Benzene	5.00	4.74		ug/L		95	73 - 120	3	10
Bromochloromethane	5.00	4.74		ug/L		95	79 - 131	8	10
Bromodichloromethane	5.00	4.96		ug/L		99	74 - 120	2	10
Bromoform	5.00	4.56		ug/L		91	69 - 125	7	10
Bromomethane	5.00	4.16		ug/L		83	68 - 131	12	18
Carbon disulfide	5.00	4.15		ug/L		83	75 - 128	8	14
Carbon tetrachloride	5.00	4.30		ug/L		86	78 - 120	4	10
Chlorobenzene	5.00	4.87		ug/L		97	80 - 123	4	12
Chloroethane	5.00	4.67		ug/L		93	70 - 135	2	20
Chloroform	5.00	4.66		ug/L		93	80 - 130	1	10
Chloromethane	5.00	4.27		ug/L		85	66 - 134	7	16
cis-1,2-Dichloroethene	5.00	4.47		ug/L		89	72 - 130	6	10
cis-1,3-Dichloropropene	5.00	4.83		ug/L		97	77 - 120	0	10
Dibromochloromethane	5.00	4.97		ug/L		99	76 - 126	1	10
Dibromomethane	5.00	4.80		ug/L		96	65 - 141	2	10
Ethylbenzene	5.00	4.50		ug/L		90	80 - 130	1	10
m,p-Xylene	5.00	4.71		ug/L		94	86 - 130	3	10
Methyl iodide	5.00	4.27		ug/L		85	60 - 133	9	10
Methylene Chloride	5.00	4.20	J	ug/L		84	68 - 134	6	18
o-Xylene	5.00	4.50		ug/L		90	80 - 133	4	10

Eurofins TestAmerica, Seattle

# QC Sample Results

Client: SCS Engineers  
 Project/Site: Coupeville Solid Waste Facility Groundwa

Job ID: 580-96373-1  
 SDG: Washington

## Method: 8260C LL - Volatile Organic Compounds by GC/MS (Continued)

**Lab Sample ID: LCSD 580-334446/5**  
**Matrix: Water**  
**Analysis Batch: 334446**

**Client Sample ID: Lab Control Sample Dup**  
**Prep Type: Total/NA**

Analyte	Spike Added	LCSD Result	LCSD Qualifier	Unit	D	%Rec	%Rec. Limits	RPD	RPD Limit
Styrene	5.00	4.83		ug/L		97	74 - 136	5	10
Tetrachloroethene	5.00	4.56		ug/L		91	75 - 131	1	20
Toluene	5.00	4.51		ug/L		90	80 - 126	1	20
trans-1,2-Dichloroethene	5.00	4.18		ug/L		84	63 - 133	0	17
trans-1,3-Dichloropropene	5.00	4.65		ug/L		93	71 - 128	7	16
trans-1,4-Dichloro-2-butene	5.00	4.91		ug/L		98	45 - 144	4	31
Trichloroethene	5.00	4.41		ug/L		88	72 - 136	3	14
Trichlorofluoromethane	5.00	4.52		ug/L		90	75 - 120	4	13
Vinyl acetate	12.5	10.7		ug/L		86	60 - 138	4	22
Vinyl chloride	5.00	4.16		ug/L		83	69 - 128	7	21

Surrogate	LCSD %Recovery	LCSD Qualifier	LCSD Limits
1,2-Dichloroethane-d4 (Surr)	99		80 - 120
4-Bromofluorobenzene (Surr)	102		80 - 120
Dibromofluoromethane (Surr)	100		80 - 120
Toluene-d8 (Surr)	100		80 - 120

## Method: 6010D - Metals (ICP)

**Lab Sample ID: MB 580-334607/9-A**  
**Matrix: Water**  
**Analysis Batch: 334795**

**Client Sample ID: Method Blank**  
**Prep Type: Total Recoverable**  
**Prep Batch: 334607**

Analyte	MB Result	MB Qualifier	RL	MDL	Unit	D	Prepared	Analyzed	Dil Fac
Calcium	ND		1.1		mg/L		08/03/20 11:07	08/04/20 13:48	1
Iron	ND		0.30		mg/L		08/03/20 11:07	08/04/20 13:48	1
Magnesium	ND		1.1		mg/L		08/03/20 11:07	08/04/20 13:48	1
Manganese	ND		0.020		mg/L		08/03/20 11:07	08/04/20 13:48	1
Potassium	ND		3.3		mg/L		08/03/20 11:07	08/04/20 13:48	1
Sodium	ND		2.0		mg/L		08/03/20 11:07	08/04/20 13:48	1

**Lab Sample ID: LCS 580-334607/10-A**  
**Matrix: Water**  
**Analysis Batch: 334795**

**Client Sample ID: Lab Control Sample**  
**Prep Type: Total Recoverable**  
**Prep Batch: 334607**

Analyte	Spike Added	LCS Result	LCS Qualifier	Unit	D	%Rec	%Rec. Limits
Calcium	20.0	19.4		mg/L		97	80 - 120
Iron	20.0	19.6		mg/L		98	80 - 120
Magnesium	20.0	19.9		mg/L		100	80 - 120
Manganese	1.00	0.902		mg/L		90	80 - 120
Potassium	20.0	18.0		mg/L		90	80 - 120
Sodium	20.0	17.7		mg/L		89	80 - 120

**Lab Sample ID: LCSD 580-334607/11-A**  
**Matrix: Water**  
**Analysis Batch: 334795**

**Client Sample ID: Lab Control Sample Dup**  
**Prep Type: Total Recoverable**  
**Prep Batch: 334607**

Analyte	Spike Added	LCSD Result	LCSD Qualifier	Unit	D	%Rec	%Rec. Limits	RPD	RPD Limit
Calcium	20.0	18.9		mg/L		95	80 - 120	3	20

Eurofins TestAmerica, Seattle

# QC Sample Results

Client: SCS Engineers  
 Project/Site: Coupeville Solid Waste Facility Groundwa

Job ID: 580-96373-1  
 SDG: Washington

## Method: 6010D - Metals (ICP) (Continued)

**Lab Sample ID: LCSD 580-334607/11-A**  
**Matrix: Water**  
**Analysis Batch: 334795**

**Client Sample ID: Lab Control Sample Dup**  
**Prep Type: Total Recoverable**  
**Prep Batch: 334607**

Analyte	Spike Added	LCSD Result	LCSD Qualifier	Unit	D	%Rec	%Rec. Limits	RPD	RPD Limit
Iron	20.0	19.0		mg/L		95	80 - 120	3	20
Magnesium	20.0	19.4		mg/L		97	80 - 120	3	20
Manganese	1.00	0.910		mg/L		91	80 - 120	1	20
Potassium	20.0	17.4		mg/L		87	80 - 120	4	20
Sodium	20.0	17.5		mg/L		87	80 - 120	2	20

**Lab Sample ID: 580-96373-5 MS**  
**Matrix: Water**  
**Analysis Batch: 334795**

**Client Sample ID: 0720-11**  
**Prep Type: Dissolved**  
**Prep Batch: 334607**

Analyte	Sample Result	Sample Qualifier	Spike Added	MS Result	MS Qualifier	Unit	D	%Rec	%Rec. Limits	RPD	RPD Limit
Calcium	85		20.0	101	4	mg/L		78	80 - 120		
Iron	ND		20.0	19.8		mg/L		99	80 - 120		
Magnesium	49		20.0	66.9		mg/L		89	80 - 120		
Manganese	ND		1.00	0.897		mg/L		89	80 - 120		
Potassium	5.5		20.0	23.4		mg/L		89	80 - 120		
Sodium	29		20.0	45.6		mg/L		85	80 - 120		

**Lab Sample ID: 580-96373-5 MSD**  
**Matrix: Water**  
**Analysis Batch: 334795**

**Client Sample ID: 0720-11**  
**Prep Type: Dissolved**  
**Prep Batch: 334607**

Analyte	Sample Result	Sample Qualifier	Spike Added	MSD Result	MSD Qualifier	Unit	D	%Rec	%Rec. Limits	RPD	RPD Limit
Calcium	85		20.0	101	4	mg/L		80	80 - 120	0	20
Iron	ND		20.0	19.8		mg/L		99	80 - 120	0	20
Magnesium	49		20.0	66.8		mg/L		88	80 - 120	0	20
Manganese	ND		1.00	0.921		mg/L		92	80 - 120	3	20
Potassium	5.5		20.0	23.5		mg/L		90	80 - 120	1	20
Sodium	29		20.0	46.6		mg/L		90	80 - 120	2	20

**Lab Sample ID: 580-96373-5 DU**  
**Matrix: Water**  
**Analysis Batch: 334795**

**Client Sample ID: 0720-11**  
**Prep Type: Dissolved**  
**Prep Batch: 334607**

Analyte	Sample Result	Sample Qualifier	DU Result	DU Qualifier	Unit	D	RPD	RPD Limit
Calcium	85		85.2		mg/L		0.2	20
Iron	ND		ND		mg/L		NC	20
Magnesium	49		49.2		mg/L		0.2	20
Manganese	ND		ND		mg/L		NC	20
Potassium	5.5		5.52		mg/L		0.3	20
Sodium	29		29.4		mg/L		3	20

## Method: 6020B - Metals (ICP/MS)

**Lab Sample ID: MB 580-334607/9-A**  
**Matrix: Water**  
**Analysis Batch: 334980**

**Client Sample ID: Method Blank**  
**Prep Type: Total Recoverable**  
**Prep Batch: 334607**

Analyte	MB Result	MB Qualifier	RL	MDL	Unit	D	Prepared	Analyzed	Dil Fac
Antimony	ND		0.00080		mg/L		08/03/20 11:07	08/04/20 10:25	1

Eurofins TestAmerica, Seattle

# QC Sample Results

Client: SCS Engineers  
 Project/Site: Coupeville Solid Waste Facility Groundwa

Job ID: 580-96373-1  
 SDG: Washington

## Method: 6020B - Metals (ICP/MS) (Continued)

**Lab Sample ID: MB 580-334607/9-A**  
**Matrix: Water**  
**Analysis Batch: 334980**

**Client Sample ID: Method Blank**  
**Prep Type: Total Recoverable**  
**Prep Batch: 334607**

Analyte	MB Result	MB Qualifier	RL	MDL	Unit	D	Prepared	Analyzed	Dil Fac
Arsenic	ND		0.0010		mg/L		08/03/20 11:07	08/04/20 10:25	1
Barium	ND		0.0012		mg/L		08/03/20 11:07	08/04/20 10:25	1
Beryllium	ND		0.00040		mg/L		08/03/20 11:07	08/04/20 10:25	1
Cadmium	ND		0.00080		mg/L		08/03/20 11:07	08/04/20 10:25	1
Chromium	ND		0.00080		mg/L		08/03/20 11:07	08/04/20 10:25	1
Cobalt	ND		0.00040		mg/L		08/03/20 11:07	08/04/20 10:25	1
Copper	ND		0.0020		mg/L		08/03/20 11:07	08/04/20 10:25	1
Lead	ND		0.00080		mg/L		08/03/20 11:07	08/04/20 10:25	1
Nickel	ND		0.0030		mg/L		08/03/20 11:07	08/04/20 10:25	1
Selenium	ND		0.0080		mg/L		08/03/20 11:07	08/04/20 10:25	1
Silver	ND		0.00040		mg/L		08/03/20 11:07	08/04/20 10:25	1
Titanium	ND		0.0010		mg/L		08/03/20 11:07	08/04/20 10:25	1
Vanadium	ND		0.0040		mg/L		08/03/20 11:07	08/04/20 10:25	1
Zinc	ND		0.0070		mg/L		08/03/20 11:07	08/04/20 10:25	1

**Lab Sample ID: LCS 580-334607/10-A**  
**Matrix: Water**  
**Analysis Batch: 334980**

**Client Sample ID: Lab Control Sample**  
**Prep Type: Total Recoverable**  
**Prep Batch: 334607**

Analyte	Spike Added	LCS Result	LCS Qualifier	Unit	D	%Rec	%Rec. Limits
Antimony	1.00	0.993		mg/L		99	80 - 120
Arsenic	1.00	1.01		mg/L		101	80 - 120
Barium	1.00	0.992		mg/L		99	80 - 120
Beryllium	1.00	1.00		mg/L		100	80 - 120
Cadmium	1.00	1.00		mg/L		100	80 - 120
Chromium	1.00	1.01		mg/L		101	80 - 120
Cobalt	1.00	1.04		mg/L		104	80 - 120
Copper	1.00	1.03		mg/L		103	80 - 120
Lead	1.00	0.998		mg/L		100	80 - 120
Nickel	1.00	1.01		mg/L		101	80 - 120
Selenium	1.00	1.01		mg/L		101	80 - 120
Silver	1.00	1.00		mg/L		100	80 - 120
Titanium	1.00	1.01		mg/L		101	80 - 120
Vanadium	1.00	1.01		mg/L		101	80 - 120
Zinc	1.00	1.02		mg/L		102	80 - 120

**Lab Sample ID: LCSD 580-334607/11-A**  
**Matrix: Water**  
**Analysis Batch: 334980**

**Client Sample ID: Lab Control Sample Dup**  
**Prep Type: Total Recoverable**  
**Prep Batch: 334607**

Analyte	Spike Added	LCSD Result	LCSD Qualifier	Unit	D	%Rec	%Rec. Limits	RPD	RPD Limit
Antimony	1.00	0.996		mg/L		100	80 - 120	0	20
Arsenic	1.00	1.02		mg/L		102	80 - 120	1	20
Barium	1.00	1.00		mg/L		100	80 - 120	1	20
Beryllium	1.00	1.01		mg/L		101	80 - 120	0	20
Cadmium	1.00	0.995		mg/L		100	80 - 120	0	20
Chromium	1.00	1.01		mg/L		101	80 - 120	0	20
Cobalt	1.00	1.03		mg/L		103	80 - 120	1	20
Copper	1.00	1.03		mg/L		103	80 - 120	0	20

Eurofins TestAmerica, Seattle

# QC Sample Results

Client: SCS Engineers  
 Project/Site: Coupeville Solid Waste Facility Groundwa

Job ID: 580-96373-1  
 SDG: Washington

## Method: 6020B - Metals (ICP/MS) (Continued)

**Lab Sample ID: LCSD 580-334607/11-A**  
**Matrix: Water**  
**Analysis Batch: 334980**

**Client Sample ID: Lab Control Sample Dup**  
**Prep Type: Total Recoverable**  
**Prep Batch: 334607**

Analyte	Spike Added	LCSD Result	LCSD Qualifier	Unit	D	%Rec	%Rec. Limits	RPD	RPD Limit
Lead	1.00	0.997		mg/L		100	80 - 120	0	20
Nickel	1.00	1.01		mg/L		101	80 - 120	0	20
Selenium	1.00	1.04		mg/L		104	80 - 120	3	20
Silver	1.00	1.00		mg/L		100	80 - 120	0	20
Titanium	1.00	0.962		mg/L		96	80 - 120	5	20
Vanadium	1.00	1.02		mg/L		102	80 - 120	0	20
Zinc	1.00	1.02		mg/L		102	80 - 120	0	20

**Lab Sample ID: 580-96373-5 MS**  
**Matrix: Water**  
**Analysis Batch: 334980**

**Client Sample ID: 0720-11**  
**Prep Type: Dissolved**  
**Prep Batch: 334607**

Analyte	Sample Result	Sample Qualifier	Spike Added	MS Result	MS Qualifier	Unit	D	%Rec	%Rec. Limits	RPD	RPD Limit
Antimony	ND		1.00	1.02		mg/L		102	80 - 120		
Arsenic	0.0038		1.00	0.972		mg/L		97	80 - 120		
Barium	0.022		1.00	1.03		mg/L		101	80 - 120		
Beryllium	ND		1.00	0.963		mg/L		96	80 - 120		
Cadmium	ND		1.00	0.952		mg/L		95	80 - 120		
Chromium	0.0022		1.00	0.963		mg/L		96	80 - 120		
Cobalt	ND		1.00	0.975		mg/L		98	80 - 120		
Copper	0.0025		1.00	0.988		mg/L		99	80 - 120		
Lead	ND		1.00	0.946		mg/L		95	80 - 120		
Nickel	ND		1.00	0.955		mg/L		95	80 - 120		
Selenium	ND		1.00	1.03		mg/L		103	80 - 120		
Silver	ND		1.00	0.954		mg/L		95	80 - 120		
Titanium	ND		1.00	0.945		mg/L		94	80 - 120		
Vanadium	0.0073		1.00	0.976		mg/L		97	80 - 120		
Zinc	ND		1.00	0.984		mg/L		98	80 - 120		

**Lab Sample ID: 580-96373-5 MSD**  
**Matrix: Water**  
**Analysis Batch: 334980**

**Client Sample ID: 0720-11**  
**Prep Type: Dissolved**  
**Prep Batch: 334607**

Analyte	Sample Result	Sample Qualifier	Spike Added	MSD Result	MSD Qualifier	Unit	D	%Rec	%Rec. Limits	RPD	RPD Limit
Antimony	ND		1.00	1.03		mg/L		103	80 - 120	1	20
Arsenic	0.0038		1.00	0.988		mg/L		98	80 - 120	2	20
Barium	0.022		1.00	1.06		mg/L		104	80 - 120	3	20
Beryllium	ND		1.00	0.980		mg/L		98	80 - 120	2	20
Cadmium	ND		1.00	0.973		mg/L		97	80 - 120	2	20
Chromium	0.0022		1.00	0.979		mg/L		98	80 - 120	2	20
Cobalt	ND		1.00	0.997		mg/L		100	80 - 120	2	20
Copper	0.0025		1.00	0.990		mg/L		99	80 - 120	0	20
Lead	ND		1.00	0.968		mg/L		97	80 - 120	2	20
Nickel	ND		1.00	0.977		mg/L		98	80 - 120	2	20
Selenium	ND		1.00	1.01		mg/L		101	80 - 120	2	20
Silver	ND		1.00	1.01		mg/L		101	80 - 120	6	20
Titanium	ND		1.00	0.987		mg/L		99	80 - 120	4	20
Vanadium	0.0073		1.00	0.995		mg/L		99	80 - 120	2	20
Zinc	ND		1.00	1.07		mg/L		106	80 - 120	9	20

Eurofins TestAmerica, Seattle

# QC Sample Results

Client: SCS Engineers  
 Project/Site: Coupeville Solid Waste Facility Groundwa

Job ID: 580-96373-1  
 SDG: Washington

## Method: 6020B - Metals (ICP/MS) (Continued)

**Lab Sample ID: 580-96373-5 DU**  
**Matrix: Water**  
**Analysis Batch: 334980**

**Client Sample ID: 0720-11**  
**Prep Type: Dissolved**  
**Prep Batch: 334607**

Analyte	Sample Result	Sample Qualifier	DU Result	DU Qualifier	Unit	D	RPD	Limit
Antimony	ND		ND		mg/L		NC	20
Arsenic	0.0038		0.00374		mg/L		3	20
Barium	0.022		0.0208		mg/L		3	20
Beryllium	ND		ND		mg/L		NC	20
Cadmium	ND		ND		mg/L		NC	20
Chromium	0.0022		0.00210		mg/L		6	20
Cobalt	ND		ND		mg/L		NC	20
Copper	0.0025		0.00242		mg/L		3	20
Lead	ND		ND		mg/L		NC	20
Nickel	ND		ND		mg/L		NC	20
Selenium	ND		ND		mg/L		NC	20
Silver	ND		ND		mg/L		NC	20
Titanium	ND		ND		mg/L		NC	20
Vanadium	0.0073		0.00734		mg/L		1	20
Zinc	ND		ND		mg/L		NC	20

## Method: 300.0 - Anions, Ion Chromatography

**Lab Sample ID: MB 580-334468/3**  
**Matrix: Water**  
**Analysis Batch: 334468**

**Client Sample ID: Method Blank**  
**Prep Type: Total/NA**

Analyte	MB Result	MB Qualifier	RL	MDL	Unit	D	Prepared	Analyzed	Dil Fac
Nitrate Nitrite as N	ND		0.40		mg/L			07/30/20 19:20	1

**Lab Sample ID: LCS 580-334468/4**  
**Matrix: Water**  
**Analysis Batch: 334468**

**Client Sample ID: Lab Control Sample**  
**Prep Type: Total/NA**

Analyte	Spike Added	LCS Result	LCS Qualifier	Unit	D	%Rec	%Rec. Limits
Nitrate Nitrite as N	10.0	10.3		mg/L		103	90 - 110

**Lab Sample ID: LCSD 580-334468/5**  
**Matrix: Water**  
**Analysis Batch: 334468**

**Client Sample ID: Lab Control Sample Dup**  
**Prep Type: Total/NA**

Analyte	Spike Added	LCSD Result	LCSD Qualifier	Unit	D	%Rec	%Rec. Limits	RPD	Limit
Nitrate Nitrite as N	10.0	10.3		mg/L		103	90 - 110	0	15

**Lab Sample ID: 580-96373-1 MS**  
**Matrix: Water**  
**Analysis Batch: 334468**

**Client Sample ID: 0720-07**  
**Prep Type: Total/NA**

Analyte	Sample Result	Sample Qualifier	Spike Added	MS Result	MS Qualifier	Unit	D	%Rec	%Rec. Limits
Nitrate Nitrite as N	ND		10.0	10.4		mg/L		104	90 - 110

# QC Sample Results

Client: SCS Engineers  
 Project/Site: Coupeville Solid Waste Facility Groundwa

Job ID: 580-96373-1  
 SDG: Washington

## Method: 300.0 - Anions, Ion Chromatography (Continued)

**Lab Sample ID: 580-96373-1 MSD**  
**Matrix: Water**  
**Analysis Batch: 334468**

**Client Sample ID: 0720-07**  
**Prep Type: Total/NA**

Analyte	Sample Result	Sample Qualifier	Spike Added	MSD Result	MSD Qualifier	Unit	D	%Rec	%Rec. Limits	RPD	RPD Limit
Nitrate Nitrite as N	ND		10.0	10.4		mg/L		104	90 - 110	1	15

**Lab Sample ID: MB 580-335301/3**  
**Matrix: Water**  
**Analysis Batch: 335301**

**Client Sample ID: Method Blank**  
**Prep Type: Total/NA**

Analyte	MB Result	MB Qualifier	RL	MDL	Unit	D	Prepared	Analyzed	Dil Fac
Fluoride	ND		0.20		mg/L			08/10/20 20:00	1
Chloride	ND		0.90		mg/L			08/10/20 20:00	1
Sulfate	ND		1.2		mg/L			08/10/20 20:00	1

**Lab Sample ID: LCS 580-335301/4**  
**Matrix: Water**  
**Analysis Batch: 335301**

**Client Sample ID: Lab Control Sample**  
**Prep Type: Total/NA**

Analyte	Spike Added	LCS Result	LCS Qualifier	Unit	D	%Rec	%Rec. Limits
Fluoride	5.00	5.25		mg/L		105	90 - 110
Chloride	50.0	50.9		mg/L		102	90 - 110
Sulfate	50.0	49.2		mg/L		98	90 - 110

**Lab Sample ID: LCSD 580-335301/5**  
**Matrix: Water**  
**Analysis Batch: 335301**

**Client Sample ID: Lab Control Sample Dup**  
**Prep Type: Total/NA**

Analyte	Spike Added	LCSD Result	LCSD Qualifier	Unit	D	%Rec	%Rec. Limits	RPD	RPD Limit
Fluoride	5.00	5.36		mg/L		107	90 - 110	2	15
Chloride	50.0	51.0		mg/L		102	90 - 110	0	15
Sulfate	50.0	49.5		mg/L		99	90 - 110	1	15

**Lab Sample ID: MB 580-335476/3**  
**Matrix: Water**  
**Analysis Batch: 335476**

**Client Sample ID: Method Blank**  
**Prep Type: Total/NA**

Analyte	MB Result	MB Qualifier	RL	MDL	Unit	D	Prepared	Analyzed	Dil Fac
Fluoride	ND		0.20		mg/L			08/12/20 07:52	1
Chloride	ND		0.90		mg/L			08/12/20 07:52	1
Sulfate	ND		1.2		mg/L			08/12/20 07:52	1

**Lab Sample ID: LCS 580-335476/4**  
**Matrix: Water**  
**Analysis Batch: 335476**

**Client Sample ID: Lab Control Sample**  
**Prep Type: Total/NA**

Analyte	Spike Added	LCS Result	LCS Qualifier	Unit	D	%Rec	%Rec. Limits
Fluoride	5.00	5.27		mg/L		105	90 - 110
Chloride	50.0	50.9		mg/L		102	90 - 110
Sulfate	50.0	50.2		mg/L		100	90 - 110

# QC Sample Results

Client: SCS Engineers  
 Project/Site: Coupeville Solid Waste Facility Groundwa

Job ID: 580-96373-1  
 SDG: Washington

## Method: 300.0 - Anions, Ion Chromatography (Continued)

Lab Sample ID: LCSD 580-335476/5  
 Matrix: Water  
 Analysis Batch: 335476

Client Sample ID: Lab Control Sample Dup  
 Prep Type: Total/NA

Analyte	Spike Added	LCSD Result	LCSD Qualifier	Unit	D	%Rec	%Rec. Limits	RPD	RPD Limit
Fluoride	5.00	5.29		mg/L		106	90 - 110	0	15
Chloride	50.0	51.0		mg/L		102	90 - 110	0	15
Sulfate	50.0	50.0		mg/L		100	90 - 110	0	15

## Method: 350.1 - Nitrogen, Ammonia

Lab Sample ID: MB 580-335177/1-A  
 Matrix: Water  
 Analysis Batch: 335179

Client Sample ID: Method Blank  
 Prep Type: Total/NA  
 Prep Batch: 335177

Analyte	MB Result	MB Qualifier	RL	MDL	Unit	D	Prepared	Analyzed	Dil Fac
Ammonia	ND		0.50		mg/L		08/10/20 11:19	08/10/20 11:22	1

Lab Sample ID: LCS 580-335177/2-A  
 Matrix: Water  
 Analysis Batch: 335179

Client Sample ID: Lab Control Sample  
 Prep Type: Total/NA  
 Prep Batch: 335177

Analyte	Spike Added	LCS Result	LCS Qualifier	Unit	D	%Rec	%Rec. Limits
Ammonia	2.00	2.02		mg/L		101	90 - 110

## Method: SM 2320B - Alkalinity

Lab Sample ID: LCS 580-334711/2  
 Matrix: Water  
 Analysis Batch: 334711

Client Sample ID: Lab Control Sample  
 Prep Type: Total/NA

Analyte	Spike Added	LCS Result	LCS Qualifier	Unit	D	%Rec	%Rec. Limits
Alkalinity	100	99.8		mg/L		100	85 - 115

## Method: SM 2540C - Solids, Total Dissolved (TDS)

Lab Sample ID: MB 580-334807/1  
 Matrix: Water  
 Analysis Batch: 334807

Client Sample ID: Method Blank  
 Prep Type: Total/NA

Analyte	MB Result	MB Qualifier	RL	RL	Unit	D	Prepared	Analyzed	Dil Fac
Total Dissolved Solids	ND		10		mg/L			08/05/20 11:15	1

Lab Sample ID: LCS 580-334807/2  
 Matrix: Water  
 Analysis Batch: 334807

Client Sample ID: Lab Control Sample  
 Prep Type: Total/NA

Analyte	Spike Added	LCS Result	LCS Qualifier	Unit	D	%Rec	%Rec. Limits
Total Dissolved Solids	1000	988		mg/L		99	80 - 120

# QC Sample Results

Client: SCS Engineers  
 Project/Site: Coupeville Solid Waste Facility Groundwa

Job ID: 580-96373-1  
 SDG: Washington

## Method: SM 5220D - COD

**Lab Sample ID: MB 580-335302/3-A**  
**Matrix: Water**  
**Analysis Batch: 335363**

**Client Sample ID: Method Blank**  
**Prep Type: Total/NA**  
**Prep Batch: 335302**

Analyte	MB Result	MB Qualifier	RL	RL	Unit	D	Prepared	Analyzed	Dil Fac
Chemical Oxygen Demand	ND		10		mg/L		08/11/20 12:37	08/11/20 18:40	1

**Lab Sample ID: LCS 580-335302/4-A**  
**Matrix: Water**  
**Analysis Batch: 335363**

**Client Sample ID: Lab Control Sample**  
**Prep Type: Total/NA**  
**Prep Batch: 335302**

Analyte	Spike Added	LCS Result	LCS Qualifier	Unit	D	%Rec	Limits
Chemical Oxygen Demand	75.0	74.6		mg/L		99	80 - 120

**Lab Sample ID: LCSD 580-335302/5-A**  
**Matrix: Water**  
**Analysis Batch: 335363**

**Client Sample ID: Lab Control Sample Dup**  
**Prep Type: Total/NA**  
**Prep Batch: 335302**

Analyte	Spike Added	LCSD Result	LCSD Qualifier	Unit	D	%Rec	Limits	RPD	Limit
Chemical Oxygen Demand	75.0	74.3		mg/L		99	80 - 120	0	20

**Lab Sample ID: MB 580-335425/3-A**  
**Matrix: Water**  
**Analysis Batch: 335482**

**Client Sample ID: Method Blank**  
**Prep Type: Total/NA**  
**Prep Batch: 335425**

Analyte	MB Result	MB Qualifier	RL	RL	Unit	D	Prepared	Analyzed	Dil Fac
Chemical Oxygen Demand	ND		10		mg/L		08/12/20 11:26	08/12/20 17:24	1

**Lab Sample ID: LCS 580-335425/4-A**  
**Matrix: Water**  
**Analysis Batch: 335482**

**Client Sample ID: Lab Control Sample**  
**Prep Type: Total/NA**  
**Prep Batch: 335425**

Analyte	Spike Added	LCS Result	LCS Qualifier	Unit	D	%Rec	Limits
Chemical Oxygen Demand	75.0	77.9		mg/L		104	80 - 120

**Lab Sample ID: LCSD 580-335425/5-A**  
**Matrix: Water**  
**Analysis Batch: 335482**

**Client Sample ID: Lab Control Sample Dup**  
**Prep Type: Total/NA**  
**Prep Batch: 335425**

Analyte	Spike Added	LCSD Result	LCSD Qualifier	Unit	D	%Rec	Limits	RPD	Limit
Chemical Oxygen Demand	75.0	77.3		mg/L		103	80 - 120	1	20

## Method: SM 5310B - Organic Carbon, Total (TOC)

**Lab Sample ID: MB 580-334809/3**  
**Matrix: Water**  
**Analysis Batch: 334809**

**Client Sample ID: Method Blank**  
**Prep Type: Total/NA**

Analyte	MB Result	MB Qualifier	RL	MDL	Unit	D	Prepared	Analyzed	Dil Fac
Total Organic Carbon	ND		1.5		mg/L			08/04/20 18:59	1

# QC Sample Results

Client: SCS Engineers  
 Project/Site: Coupeville Solid Waste Facility Groundwa

Job ID: 580-96373-1  
 SDG: Washington

## Method: SM 5310B - Organic Carbon, Total (TOC) (Continued)

**Lab Sample ID: LCS 580-334809/4**  
**Matrix: Water**  
**Analysis Batch: 334809**

**Client Sample ID: Lab Control Sample**  
**Prep Type: Total/NA**

Analyte	Spike Added	LCS Result	LCS Qualifier	Unit	D	%Rec	%Rec. Limits
Total Organic Carbon	10.0	10.4		mg/L		104	85 - 115

**Lab Sample ID: LCSD 580-334809/5**  
**Matrix: Water**  
**Analysis Batch: 334809**

**Client Sample ID: Lab Control Sample Dup**  
**Prep Type: Total/NA**

Analyte	Spike Added	LCSD Result	LCSD Qualifier	Unit	D	%Rec	%Rec. Limits	RPD	RPD Limit
Total Organic Carbon	10.0	10.4		mg/L		104	85 - 115	0	20

**Lab Sample ID: 580-96373-1 MS**  
**Matrix: Water**  
**Analysis Batch: 334809**

**Client Sample ID: 0720-07**  
**Prep Type: Total/NA**

Analyte	Sample Result	Sample Qualifier	Spike Added	MS Result	MS Qualifier	Unit	D	%Rec	%Rec. Limits
Total Organic Carbon	13	F1	10.0	16.6	F1	mg/L		39	85 - 115

**Lab Sample ID: 580-96373-1 MSD**  
**Matrix: Water**  
**Analysis Batch: 334809**

**Client Sample ID: 0720-07**  
**Prep Type: Total/NA**

Analyte	Sample Result	Sample Qualifier	Spike Added	MSD Result	MSD Qualifier	Unit	D	%Rec	%Rec. Limits	RPD	RPD Limit
Total Organic Carbon	13	F1	10.0	16.7	F1	mg/L		40	85 - 115	0	20

**Lab Sample ID: 580-96373-1 DU**  
**Matrix: Water**  
**Analysis Batch: 334809**

**Client Sample ID: 0720-07**  
**Prep Type: Total/NA**

Analyte	Sample Result	Sample Qualifier	Spike Added	DU Result	DU Qualifier	Unit	D	%Rec	%Rec. Limits	RPD	RPD Limit
Total Organic Carbon	13	F1	10.0	11.0		mg/L				14	20

# Lab Chronicle

Client: SCS Engineers  
 Project/Site: Coupeville Solid Waste Facility Groundwa

Job ID: 580-96373-1  
 SDG: Washington

**Client Sample ID: 0720-07**

**Date Collected: 07/29/20 09:50**

**Date Received: 07/30/20 11:00**

**Lab Sample ID: 580-96373-1**

**Matrix: Water**

Prep Type	Batch Type	Batch Method	Run	Dilution Factor	Batch Number	Prepared or Analyzed	Analyst	Lab
Total/NA	Analysis	8260C LL		1	334403	07/30/20 23:31	W1T	TAL SEA
Dissolved	Prep	3005A			334607	08/03/20 11:07	ART	TAL SEA
Dissolved	Analysis	6010D		1	334795	08/04/20 14:23	TMH	TAL SEA
Dissolved	Prep	3005A			334607	08/03/20 11:07	ART	TAL SEA
Dissolved	Analysis	6020B		1	334980	08/04/20 11:09	FCW	TAL SEA
Total/NA	Analysis	300.0		1	334468	07/30/20 20:19	RBL	TAL SEA
Total/NA	Analysis	300.0		1	335301	08/11/20 01:04	RBL	TAL SEA
Total/NA	Prep	Distill/Ammonia			335177	08/10/20 11:19	AAC	TAL SEA
Total/NA	Analysis	350.1		1	335179	08/10/20 11:22	AAC	TAL SEA
Total/NA	Analysis	SM 2320B		1	334711	08/04/20 13:12	AAC	TAL SEA
Total/NA	Analysis	SM 2540C		1	334807	08/05/20 11:15	MLT	TAL SEA
Total/NA	Prep	SM 5220			335302	08/11/20 12:37	MLT	TAL SEA
Total/NA	Analysis	SM 5220D		1	335363	08/11/20 18:40	MLT	TAL SEA
Total/NA	Analysis	SM 5310B		1	334809	08/04/20 19:47	RBL	TAL SEA

**Client Sample ID: 0720-08**

**Date Collected: 07/29/20 11:20**

**Date Received: 07/30/20 11:00**

**Lab Sample ID: 580-96373-2**

**Matrix: Water**

Prep Type	Batch Type	Batch Method	Run	Dilution Factor	Batch Number	Prepared or Analyzed	Analyst	Lab
Total/NA	Analysis	8260C LL		1	334403	07/30/20 23:57	W1T	TAL SEA
Total/NA	Analysis	8260C LL	DL	10	334446	07/31/20 15:55	JSM	TAL SEA
Dissolved	Prep	3005A			334607	08/03/20 11:07	ART	TAL SEA
Dissolved	Analysis	6010D		1	334795	08/04/20 14:26	TMH	TAL SEA
Dissolved	Prep	3005A			334607	08/03/20 11:07	ART	TAL SEA
Dissolved	Analysis	6020B		1	334980	08/04/20 11:13	FCW	TAL SEA
Total/NA	Analysis	300.0		1	334468	07/30/20 20:54	RBL	TAL SEA
Total/NA	Analysis	300.0		1	335301	08/11/20 01:16	RBL	TAL SEA
Total/NA	Analysis	300.0		10	335476	08/12/20 13:41	RBL	TAL SEA
Total/NA	Prep	Distill/Ammonia			335177	08/10/20 11:19	AAC	TAL SEA
Total/NA	Analysis	350.1		1	335179	08/10/20 11:22	AAC	TAL SEA
Total/NA	Analysis	SM 2320B		1	334711	08/04/20 13:12	AAC	TAL SEA
Total/NA	Analysis	SM 2540C		1	334807	08/05/20 11:15	MLT	TAL SEA
Total/NA	Prep	SM 5220			335302	08/11/20 12:37	MLT	TAL SEA
Total/NA	Analysis	SM 5220D		1	335363	08/11/20 18:40	MLT	TAL SEA
Total/NA	Analysis	SM 5310B		1	334809	08/04/20 20:50	RBL	TAL SEA

**Client Sample ID: 0720-09**

**Date Collected: 07/29/20 12:27**

**Date Received: 07/30/20 11:00**

**Lab Sample ID: 580-96373-3**

**Matrix: Water**

Prep Type	Batch Type	Batch Method	Run	Dilution Factor	Batch Number	Prepared or Analyzed	Analyst	Lab
Total/NA	Analysis	8260C LL		1	334403	07/31/20 00:22	W1T	TAL SEA

Eurofins TestAmerica, Seattle

# Lab Chronicle

Client: SCS Engineers  
 Project/Site: Coupeville Solid Waste Facility Groundwa

Job ID: 580-96373-1  
 SDG: Washington

**Client Sample ID: 0720-09**

**Lab Sample ID: 580-96373-3**

**Date Collected: 07/29/20 12:27**

**Matrix: Water**

**Date Received: 07/30/20 11:00**

Prep Type	Batch Type	Batch Method	Run	Dilution Factor	Batch Number	Prepared or Analyzed	Analyst	Lab
Total/NA	Analysis	8260C LL	RA	1	334446	07/31/20 14:38	JSM	TAL SEA

**Client Sample ID: 0720-10**

**Lab Sample ID: 580-96373-4**

**Date Collected: 07/29/20 13:20**

**Matrix: Water**

**Date Received: 07/30/20 11:00**

Prep Type	Batch Type	Batch Method	Run	Dilution Factor	Batch Number	Prepared or Analyzed	Analyst	Lab
Total/NA	Analysis	8260C LL		1	334403	07/31/20 00:48	W1T	TAL SEA
Dissolved	Prep	3005A			334607	08/03/20 11:07	ART	TAL SEA
Dissolved	Analysis	6010D		1	334795	08/04/20 14:30	TMH	TAL SEA
Dissolved	Prep	3005A			334607	08/03/20 11:07	ART	TAL SEA
Dissolved	Analysis	6020B		1	334980	08/04/20 11:17	FCW	TAL SEA
Total/NA	Analysis	300.0		1	334468	07/30/20 21:06	RBL	TAL SEA
Total/NA	Analysis	300.0		1	335301	08/11/20 01:28	RBL	TAL SEA
Total/NA	Prep	Distill/Ammonia			335177	08/10/20 11:19	AAC	TAL SEA
Total/NA	Analysis	350.1		1	335179	08/10/20 11:22	AAC	TAL SEA
Total/NA	Analysis	SM 2320B		1	334711	08/04/20 13:12	AAC	TAL SEA
Total/NA	Analysis	SM 2540C		1	334807	08/05/20 11:15	MLT	TAL SEA
Total/NA	Prep	SM 5220			335302	08/11/20 12:37	MLT	TAL SEA
Total/NA	Analysis	SM 5220D		1	335363	08/11/20 18:40	MLT	TAL SEA
Total/NA	Analysis	SM 5310B		1	334809	08/04/20 21:06	RBL	TAL SEA

**Client Sample ID: 0720-11**

**Lab Sample ID: 580-96373-5**

**Date Collected: 07/29/20 13:30**

**Matrix: Water**

**Date Received: 07/30/20 11:00**

Prep Type	Batch Type	Batch Method	Run	Dilution Factor	Batch Number	Prepared or Analyzed	Analyst	Lab
Total/NA	Analysis	8260C LL		1	334403	07/31/20 01:14	W1T	TAL SEA
Dissolved	Prep	3005A			334607	08/03/20 11:07	ART	TAL SEA
Dissolved	Analysis	6010D		1	334795	08/04/20 13:57	TMH	TAL SEA
Dissolved	Prep	3005A			334607	08/03/20 11:07	ART	TAL SEA
Dissolved	Analysis	6020B		1	334980	08/04/20 10:29	FCW	TAL SEA
Total/NA	Analysis	300.0		1	334468	07/30/20 21:18	RBL	TAL SEA
Total/NA	Analysis	300.0		1	335476	08/12/20 12:42	RBL	TAL SEA
Total/NA	Prep	Distill/Ammonia			335177	08/10/20 11:19	AAC	TAL SEA
Total/NA	Analysis	350.1		1	335179	08/10/20 11:22	AAC	TAL SEA
Total/NA	Analysis	SM 2320B		1	334711	08/04/20 13:12	AAC	TAL SEA
Total/NA	Analysis	SM 2540C		1	334807	08/05/20 11:15	MLT	TAL SEA
Total/NA	Prep	SM 5220			335302	08/11/20 12:37	MLT	TAL SEA
Total/NA	Analysis	SM 5220D		1	335363	08/11/20 18:40	MLT	TAL SEA
Total/NA	Analysis	SM 5310B		1	334809	08/04/20 21:21	RBL	TAL SEA

# Lab Chronicle

Client: SCS Engineers  
 Project/Site: Coupeville Solid Waste Facility Groundwa

Job ID: 580-96373-1  
 SDG: Washington

**Client Sample ID: 0720-12**

**Lab Sample ID: 580-96373-6**

**Date Collected: 07/29/20 14:20**

**Matrix: Water**

**Date Received: 07/30/20 11:00**

Prep Type	Batch Type	Batch Method	Run	Dilution Factor	Batch Number	Prepared or Analyzed	Analyst	Lab
Total/NA	Analysis	8260C LL		1	334403	07/31/20 01:40	W1T	TAL SEA
Dissolved	Prep	3005A			334607	08/03/20 11:07	ART	TAL SEA
Dissolved	Analysis	6010D		1	334795	08/04/20 14:33	TMH	TAL SEA
Dissolved	Prep	3005A			334607	08/03/20 11:07	ART	TAL SEA
Dissolved	Analysis	6020B		1	334980	08/04/20 11:21	FCW	TAL SEA
Total/NA	Analysis	300.0		1	334468	07/30/20 21:29	RBL	TAL SEA
Total/NA	Analysis	300.0		1	335476	08/12/20 12:54	RBL	TAL SEA
Total/NA	Prep	Distill/Ammonia			335177	08/10/20 11:19	AAC	TAL SEA
Total/NA	Analysis	350.1		1	335179	08/10/20 11:22	AAC	TAL SEA
Total/NA	Analysis	SM 2320B		1	334711	08/04/20 13:12	AAC	TAL SEA
Total/NA	Analysis	SM 2540C		1	334807	08/05/20 11:15	MLT	TAL SEA
Total/NA	Prep	SM 5220			335425	08/12/20 11:27	MLT	TAL SEA
Total/NA	Analysis	SM 5220D		1	335482	08/12/20 17:24	MLT	TAL SEA
Total/NA	Analysis	SM 5310B		1	334809	08/04/20 22:08	RBL	TAL SEA

**Client Sample ID: Trip Blank**

**Lab Sample ID: 580-96373-7**

**Date Collected: 07/29/20 00:01**

**Matrix: Water**

**Date Received: 07/30/20 11:00**

Prep Type	Batch Type	Batch Method	Run	Dilution Factor	Batch Number	Prepared or Analyzed	Analyst	Lab
Total/NA	Analysis	8260C LL		1	334446	07/31/20 13:20	JSM	TAL SEA

**Laboratory References:**

TAL SEA = Eurofins TestAmerica, Seattle, 5755 8th Street East, Tacoma, WA 98424, TEL (253)922-2310

# Accreditation/Certification Summary

Client: SCS Engineers  
 Project/Site: Coupeville Solid Waste Facility Groundwa

Job ID: 580-96373-1  
 SDG: Washington

## Laboratory: Eurofins TestAmerica, Seattle

Unless otherwise noted, all analytes for this laboratory were covered under each accreditation/certification below.

Authority	Program	Identification Number	Expiration Date
Washington	State	C553	02-18-21

The following analytes are included in this report, but the laboratory is not certified by the governing authority. This list may include analytes for which the agency does not offer certification.

Analysis Method	Prep Method	Matrix	Analyte
8260C LL		Water	1,1,1,2-Tetrachloroethane
8260C LL		Water	1,1,1-Trichloroethane
8260C LL		Water	1,1,2,2-Tetrachloroethane
8260C LL		Water	1,1,2-Trichloroethane
8260C LL		Water	1,1-Dichloroethane
8260C LL		Water	1,1-Dichloroethene
8260C LL		Water	1,2,3-Trichloropropane
8260C LL		Water	1,2-Dibromo-3-Chloropropane
8260C LL		Water	1,2-Dibromoethane
8260C LL		Water	1,2-Dichlorobenzene
8260C LL		Water	1,2-Dichloroethane
8260C LL		Water	1,2-Dichloropropane
8260C LL		Water	1,4-Dichlorobenzene
8260C LL		Water	2-Butanone
8260C LL		Water	2-Hexanone
8260C LL		Water	4-Methyl-2-pentanone
8260C LL		Water	Acetone
8260C LL		Water	Acrylonitrile
8260C LL		Water	Benzene
8260C LL		Water	Bromochloromethane
8260C LL		Water	Bromodichloromethane
8260C LL		Water	Bromoform
8260C LL		Water	Bromomethane
8260C LL		Water	Carbon disulfide
8260C LL		Water	Carbon tetrachloride
8260C LL		Water	Chlorobenzene
8260C LL		Water	Chloroethane
8260C LL		Water	Chloroform
8260C LL		Water	Chloromethane
8260C LL		Water	cis-1,2-Dichloroethene
8260C LL		Water	cis-1,3-Dichloropropene
8260C LL		Water	Dibromochloromethane
8260C LL		Water	Dibromomethane
8260C LL		Water	Ethylbenzene
8260C LL		Water	m,p-Xylene
8260C LL		Water	Methyl iodide
8260C LL		Water	Methylene Chloride
8260C LL		Water	o-Xylene
8260C LL		Water	Styrene
8260C LL		Water	Tetrachloroethene
8260C LL		Water	Toluene
8260C LL		Water	trans-1,2-Dichloroethene
8260C LL		Water	trans-1,3-Dichloropropene
8260C LL		Water	trans-1,4-Dichloro-2-butene
8260C LL		Water	Trichloroethene

# Accreditation/Certification Summary

Client: SCS Engineers  
Project/Site: Coupeville Solid Waste Facility Groundwa

Job ID: 580-96373-1  
SDG: Washington

## Laboratory: Eurofins TestAmerica, Seattle (Continued)

Unless otherwise noted, all analytes for this laboratory were covered under each accreditation/certification below.

Authority	Program	Identification Number	Expiration Date
Washington	State	C553	02-18-21
8260C LL	Water	Trichlorofluoromethane	
8260C LL	Water	Vinyl acetate	
8260C LL	Water	Vinyl chloride	
SM 2320B	Water	Hydroxide Alkalinity as CaCO <sub>3</sub>	

- 1
- 2
- 3
- 4
- 5
- 6
- 7
- 8
- 9
- 10
- 11

# Sample Summary

Client: SCS Engineers  
Project/Site: Coupeville Solid Waste Facility Groundwa

Job ID: 580-96373-1  
SDG: Washington

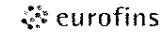
Lab Sample ID	Client Sample ID	Matrix	Collected	Received	Asset ID
580-96373-1	0720-07	Water	07/29/20 09:50	07/30/20 11:00	
580-96373-2	0720-08	Water	07/29/20 11:20	07/30/20 11:00	
580-96373-3	0720-09	Water	07/29/20 12:27	07/30/20 11:00	
580-96373-4	0720-10	Water	07/29/20 13:20	07/30/20 11:00	
580-96373-5	0720-11	Water	07/29/20 13:30	07/30/20 11:00	
580-96373-6	0720-12	Water	07/29/20 14:20	07/30/20 11:00	
580-96373-7	Trip Blank	Water	07/29/20 00:01	07/30/20 11:00	



**Eurofins TestAmerica, Seattle**

5755 8th Street East  
Tacoma, WA 98424  
Phone (253) 922-2310 Fax (253) 922-5047

**Chain of Custody Record**



Environment Testing  
TestAmerica

<b>Client Information</b>		Sampler: <u>Sam G.</u>	Lab PM: <u>Lewis, Nathan A</u>	Carrier Tracking No(s):	COC No: <u>580-38558-12318.1</u>	
Client Contact: <u>Mr. Sam Graber</u>		Phone: <u>425-766-3362</u>	E-Mail: <u>nathan.lewis@testamericainc.com</u>		Page: <u>1</u> of <u>1</u>	
Company: <u>SCS Engineers</u>		<b>Analysis Requested</b>			Job #: <u>04207033.13</u>	
Address: <u>2405 140th Avenue NE Suite 107</u>		Due Date Requested: <u>Standard</u>	5310C - Total Organic Carbon (TOC) 5220D - COD 2320B, 300.0_28D, 300_48HR 6020A_LL - Total Metals 6010C - Field Filtered Metals (Ca, Fe, Mg, Mn, K, Na) 350.1 - Nitrogen, Ammonia 8260C_LL - Volatiles, custom list, low level 2540C - Solids, Total Dissolved (TDS) 300.0_28D - Chloride, Fluoride, Sulfate 353.2 - (MOD) Nitrogen, Nitrate-Nitrite, * <u>Run N+N 300.00 48 HR when possible</u>		Preservation Codes: <b>Loc: 580 96373</b>	
City: <u>Bellevue</u>		TAT Requested (days): <u>Standard</u>			A - HCL B - NaOH C - Zn Acetate D - Nitric Acid E - NaHSO4 F - MeOH G - Amchlor H - Ascorbic A I - Ice J - DI Water K - EDTA L - EDA	ite
State, Zip: <u>WA, 98005-1877</u>		PO #: <u>Purchase Order not required</u>			Other:	W - pH 4-5 Z - other (specify)
Phone: <u>425-289-5455(Tel)</u>		WO #:				
Email: <u>SGrabers@scsengineers.com</u>		Project #: <u>58009563</u>				
Project Name: <u>Coupeville Solid Waste Facility Groundwa</u>		SSOW#:				
Site: <u>Washington</u>						

Sample Identification	Sample Date	Sample Time	Sample Type (C=comp, G=grab)	Matrix (W=water, S=solid, O=waste/oi, BT=Tissue, A=Air)	Field Filtered Sample (Yes or No)	Perform MSA/SD (Yes or No)	5310C - Total Organic Carbon (TOC)	5220D - COD	2320B, 300.0_28D, 300_48HR	6020A_LL - Total Metals	6010C - Field Filtered Metals (Ca, Fe, Mg, Mn, K, Na)	350.1 - Nitrogen, Ammonia	8260C_LL - Volatiles, custom list, low level	2540C - Solids, Total Dissolved (TDS)	300.0_28D - Chloride, Fluoride, Sulfate	353.2 - (MOD) Nitrogen, Nitrate-Nitrite, *	Total Number of Containers	Special Instructions/Note:
<u>0720-07</u>	<u>7/29/20</u>	<u>950</u>	<u>G</u>	<u>Water</u>	<u>Y</u>	<u>N</u>	<u>X</u>	<u>X</u>	<u>X</u>	<u>X</u>	<u>X</u>	<u>X</u>	<u>X</u>	<u>X</u>	<u>X</u>	<u>X</u>	<u>9</u>	
<u>0720-08</u>	<u>7/29/20</u>	<u>1120</u>	<u> </u>	<u>Water</u>	<u>Y</u>	<u>N</u>	<u>X</u>	<u>X</u>	<u>X</u>	<u>X</u>	<u>X</u>	<u>X</u>	<u>X</u>	<u>X</u>	<u>X</u>	<u>X</u>	<u>9</u>	
<u>0720-09</u>	<u>7/29/20</u>	<u>1227</u>	<u> </u>	<u>Water</u>	<u>N</u>	<u>N</u>							<u>X</u>				<u>3</u>	
<u>0720-10</u>	<u>7/29/20</u>	<u>1320</u>	<u> </u>	<u>Water</u>	<u>Y</u>	<u>N</u>	<u>X</u>	<u>X</u>	<u>X</u>	<u>X</u>	<u>X</u>	<u>X</u>	<u>X</u>	<u>X</u>	<u>X</u>	<u>X</u>	<u>9</u>	
<u>0720-11</u>	<u>7/29/20</u>	<u>1330</u>	<u> </u>	<u>Water</u>	<u>Y</u>	<u>N</u>	<u>X</u>	<u>X</u>	<u>X</u>	<u>X</u>	<u>X</u>	<u>X</u>	<u>X</u>	<u>X</u>	<u>X</u>	<u>X</u>	<u>9</u>	
<u>0720-12</u>	<u>7/29/20</u>	<u>1420</u>	<u>↓</u>	<u>Water</u>	<u>Y</u>	<u>N</u>	<u>X</u>	<u>X</u>	<u>X</u>	<u>X</u>	<u>X</u>	<u>X</u>	<u>X</u>	<u>X</u>	<u>X</u>	<u>X</u>	<u>9</u>	
<u>Trip blank</u>	<u>7/29/20</u>	<u>-</u>	<u>-</u>	<u>Water</u>	<u>N</u>	<u>N</u>							<u>X</u>				<u>2</u>	

Therm. ID: 36 Cor: 0.6 ° Unc: 0.6  
Cooler Dsc: KB  
Packing: KB FedEx: \_\_\_\_\_  
Cust. Seal: Yes No Lab Cour: X  
Blue Ice: No, Dry, None Other: \_\_\_\_\_

Therm. ID: 6 Cor: 1.3 ° Unc: 1.3  
Cooler Dsc: KB  
Packing: KB FedEx: PO  
Cust. Seal: Yes No Lab Cour: \_\_\_\_\_  
Blue Ice: No, Dry, None Other: \_\_\_\_\_



Therm. ID: 36 Cor: 0.6 ° Unc: 0.6  
Cooler Dsc: KB  
Packing: KB FedEx: \_\_\_\_\_  
Cust. Seal: Yes No Lab Cour: X  
Blue Ice: No, Dry, None Other: \_\_\_\_\_

Therm. ID: 6 Cor: 1.3 ° Unc: 1.3  
Cooler Dsc: KB  
Packing: KB FedEx: PO  
Cust. Seal: Yes No Lab Cour: \_\_\_\_\_  
Blue Ice: No, Dry, None Other: \_\_\_\_\_

Sample Disposal ( A fee may be assessed if samp )  
 Return To Client  Disposal By Lab  Archive For \_\_\_\_\_ Months

Non-Hazard  Flammable  Skin Irritant  Poison B  Unknown  Radioisotopic

Deliverable Requested: I, II, III, IV, Other (specify) \_\_\_\_\_

Special Instructions/QC Requirements: \_\_\_\_\_

Empty Kit Relinquished by:	Date:	Time:	Method of Shipment:
Relinquished by: <u>[Signature]</u>	Date/Time: <u>7/29/20 1000</u>	Company: <u>SCS</u>	Received by: <u>[Signature]</u> Date/Time: <u>7/29/20 100</u> Company: <u>DLA</u>
Relinquished by: <u>[Signature]</u>	Date/Time: <u>7/29/20 1100</u>	Company: <u>DLA</u>	Received by: <u>[Signature]</u> Date/Time: <u>7:30:20 1100</u> Company: <u>TAB2</u>
Relinquished by: _____	Date/Time: _____	Company: _____	Received by: _____ Date/Time: _____ Company: _____

Custody Seals Intact:  Yes  No Custody Seal No.: \_\_\_\_\_  
Cooler Temperature(s) °C and Other Remarks: \_\_\_\_\_

## Login Sample Receipt Checklist

Client: SCS Engineers

Job Number: 580-96373-1

SDG Number: Washington

**Login Number: 96373**

**List Number: 1**

**Creator: Hobbs, Kenneth F**

**List Source: Eurofins TestAmerica, Seattle**

Question	Answer	Comment
Radioactivity wasn't checked or is <math>\leq</math> background as measured by a survey meter.	N/A	
The cooler's custody seal, if present, is intact.	True	
Sample custody seals, if present, are intact.	True	
The cooler or samples do not appear to have been compromised or tampered with.	True	
Samples were received on ice.	True	
Cooler Temperature is acceptable.	True	
Cooler Temperature is recorded.	True	
COC is present.	True	
COC is filled out in ink and legible.	True	
COC is filled out with all pertinent information.	True	
Is the Field Sampler's name present on COC?	True	
There are no discrepancies between the containers received and the COC.	True	
Samples are received within Holding Time (excluding tests with immediate HTs)	True	
Sample containers have legible labels.	True	
Containers are not broken or leaking.	True	
Sample collection date/times are provided.	True	
Appropriate sample containers are used.	True	
Sample bottles are completely filled.	True	
Sample Preservation Verified.	True	
There is sufficient vol. for all requested analyses, incl. any requested MS/MSDs	True	
Containers requiring zero headspace have no headspace or bubble is <math><6\text{mm}</math> (1/4").	True	
Multiphasic samples are not present.	True	
Samples do not require splitting or compositing.	True	
Residual Chlorine Checked.	N/A	





## FOURTH QTR. 2020 DATA VALIDATION REPORT – ISLAND CO. CSWF

### Project Details

<b>Project No.</b>	04207033.13	<b>Site Name</b>	Island County Coupeville SWF
<b>Data Validator</b>	Sam Graber	<b>Data Level</b>	Level 2
<b>Date</b>	11/24/2020	<b>DV Tier</b>	Tier 1
<b>QA Document</b>	CSWF Groundwater Sampling, Analysis, and Quality Assurance Project Plan (Revised September 2007)		

### Sample Login Summary

Sample Group	Sample Login Comments	Analytical Lab (Primary)
580-98647	The reanalysis of nitrate method 300.00 for samples "-24" and "-14" was performed outside of holding time due to required dilution. In-hold data reported as "secondary".	Eurofins TestAmerica, Seattle – Tacoma, WA
580-98685	Nitrate bottles ("-11" & "-01") received outside 48-hour holding time for method 300.0. Samples analyzed using method 353.2 instead.	Eurofins TestAmerica, Seattle – Tacoma, WA

### Analytical Summary

Sample Group	Analyses					
	Metals	Ns, COD	VOCs	Ions/TDS	Alk	TOC
580-98647	X	X	X	X	X	X
580-98685	X	X	X	X	X	X

Notes:

X = Analysis performed on at least one sample in sample group.

- = Analysis not performed on any sample in sample group.

### Laboratory Quality Assurance Samples

Lab QA Samples	Results	Comments
GC/MS VOA	Acceptable	See case narrative for additional details.
Metals	Acceptable	See case narrative for additional details.
General Chemistry	Acceptable	See case narrative for additional details.
VOA Prep	Acceptable	See case narrative for additional details.



**Field Quality Assurance Samples**

Field QA Samples	Sample Group	Analytes	Notes
Field Replicates	580-98647	N/A	See detailed results below.
Trip Blank	580-98685	N/A	No detections.

**Lab Quality Flags**

Lab Qualifiers	Description	Lab Group
F1	MS and/or MSD Recovery is outside acceptance limits.	580-98647, 580-98685
F3	Duplicate RPD exceeds control limit.	580-98647
H	Sample was prepped or analyzed beyond specified holding time.	580-98647
J	Result is less than the RL but greater than or equal to the MDL and the concentration is an approximate value.	580-98647
4	MS, MSD: The analyte present in the original sample is greater than 4 times the matrix spike concentrations; therefore, control limits are not applicable.	580-98647
*	LCS or LCSD is outside acceptance limits.	580-98647, 580-98685
*1	LDCS/LCSD RPD exceeds control limits.	580-98647

**Field Duplicate Evaluation**

Analyte	Units	N2D	N2D (Dup)	RPD (%)	N3D	N3D (Dup)	RPD (%)
Alkalinity	mg/L	460	460	0.0	250	250	0.0
Arsenic, Total	mg/L	0.0032	0.003	4.3	0.0088	0.0086	1.5
Barium, Total	mg/L	0.033	0.032	2.0	0.035	0.034	1.9
Bicarbonate Alkalinity as CaCO <sub>3</sub>	mg/L	460	460	0.0	250	250	0.0
Calcium, Dissolved	mg/L	120	120	0.0	78	78	0.0
Chloride	mg/L	70	70	0.0	37	38	1.8
Fluoride	mg/L	1.0	0.39	51.0	0.24	0.25	2.7
Magnesium, Dissolved	mg/L	77	77	0.0	29	29	0.0
Manganese, Dissolved	mg/L	0.02 U	0.02 U	N/A	0.025	0.026	2.6
Nickel, Total	mg/L	0.0051	0.0049	2.6	0.003 U	0.003 U	N/A
Nitrate Nitrite as N	mg/L	3.5	3.5	0.0	0.4 U	0.4 U	N/A
Potassium, Dissolved	mg/L	8.5	8.5	0.0	6.4	6.3	1.0
Sodium, Dissolved	mg/L	37	39	3.5	20	20	0.0

Analyte	Units	N2D	N2D (Dup)	RPD (%)	N3D	N3D (Dup)	RPD (%)
Sulfate	mg/L	71	71	0.0	24	24	0.0
Total Dissolved Solids	mg/L	650	590	6.3	320	350	6.1
Total Organic Carbon	mg/L	5.8	5.6	2.3	2.5	2.6	2.6
Trichlorofluoro-methane	ug/L	0.64	0.71	7.0	0.5 U	0.5 U	N/A
Vinyl chloride	ug/L	0.027	0.027	0.0	0.02 U	0.02 U	N/A

\* RPD based on result as compared to the Reporting Limit (RL) for a non-detection in the compared sample

U = Result was not detected at or above a concentration greater than the RL. Value provided is the RL for the given sample.

N/A = Not applicable. Both results compared were non-detect.

### Additional Data Flags

Flag	Description
U	Not detected above the method reporting limit.

### Qualified Data and Usability

Lab qualifiers are noted. All data, as qualified, are acceptable for use.



## ANALYTICAL REPORT

Eurofins TestAmerica, Seattle  
5755 8th Street East  
Tacoma, WA 98424  
Tel: (253)922-2310

Laboratory Job ID: 580-98647-1

Client Project/Site: Coupeville Solid Waste Facility Groundwa

For:

SCS Engineers  
2405 140th Avenue NE  
Suite 107  
Bellevue, Washington 98005-1877

Attn: Mr. Dan Venchiarutti



Authorized for release by:  
11/13/2020 11:04:49 AM

Nathan Lewis, Project Manager I  
(253)922-2310  
[Nathan.Lewis@Eurofinset.com](mailto:Nathan.Lewis@Eurofinset.com)

### LINKS

Review your project  
results through  
**TotalAccess**

Have a Question?



Visit us at:

[www.eurofinsus.com/Env](http://www.eurofinsus.com/Env)

*This report has been electronically signed and authorized by the signatory. Electronic signature is intended to be the legally binding equivalent of a traditionally handwritten signature.*

*Results relate only to the items tested and the sample(s) as received by the laboratory.*



# Table of Contents

Cover Page . . . . .	1
Table of Contents . . . . .	2
Case Narrative . . . . .	3
Definitions . . . . .	5
Client Sample Results . . . . .	6
QC Sample Results . . . . .	60
Chronicle . . . . .	91
Certification Summary . . . . .	104
Sample Summary . . . . .	106
Chain of Custody . . . . .	107
Receipt Checklists . . . . .	111

# Case Narrative

Client: SCS Engineers  
Project/Site: Coupeville Solid Waste Facility Groundwa

Job ID: 580-98647-1

**Job ID: 580-98647-1**

**Laboratory: Eurofins TestAmerica, Seattle**

## Narrative

### Job Narrative 580-98647-1

#### Comments

No additional comments.

#### Receipt

The samples were received on 10/30/2020 2:15 PM; the samples arrived in good condition, and where required, properly preserved and on ice. The temperatures of the 7 coolers at receipt time were 1.8° C, 2.0° C, 3.4° C, 3.4° C, 4.4° C, 5.6° C and 5.8° C.

#### GC/MS VOA

Methods 8260C LL, 8260D: The laboratory control sample and/or the laboratory control sample duplicate (LCS/LCSD) for analytical batch 580-342332 recovered outside control limits for the following analyte(s): 1,2-Dibromo-3-Chloropropane. 1,2-Dibromo-3-Chloropropane has been identified as a poor performing analyte when analyzed using this method; therefore, re-extraction/re-analysis was not performed.

Methods 8260C LL, 8260D: The laboratory control sample (LCS) and / or laboratory control sample duplicate (LCSD) for analytical batch 580-342332 recovered outside control limits for the following analytes: 1,1,2,2-Tetrachloroethane. These analytes were biased high in the LCS and were not detected in the associated samples; therefore, the data have been reported.

Method 8260C LL: The RPD of the laboratory control sample (LCS) and laboratory control sample duplicate (LCSD) for analytical batch 580-342328 recovered outside control limits for the following analytes: 2-Hexanone.

Methods 8260C LL, 8260D: The CCV for analytical batch 580-342332 recovered outside control limits for the following analyte(s): Bromoform and 1,2-Dibromo-3-Chloropropane. Bromoform and 1,2-Dibromo-3-Chloropropane has been identified as a poor performing analyte when analyzed using this method; therefore, re-extraction/re-analysis was not performed. These results have been reported and qualified.

Methods 8260C LL, 8260D: The continuing calibration verification (CCV) associated with batch 580-342332 recovered above the upper control limit for Chlorodibromomethane. The samples associated with this CCV were non-detects for the affected analytes; therefore, the data have been reported. The associated sample is impacted: (CCVIS 580-342332/3).

Methods 8260C LL, 8260D: The continuing calibration verification (CCV) associated with batch 580-342521 recovered outside acceptance criteria, low biased, for Vinyl chloride and Chloromethane. A reporting limit (RL) standard was analyzed, and the target analyte was detected. Since the associated samples were non-detect for this analyte, the data have been reported.

Method 8260C LL: The minimum response factor (RF) criteria for the continuing calibration verification (CCV) analyzed in batch 580-342332 was outside criteria for the following analyte(s): 2-Butanone. As indicated in the reference method, sample analysis may proceed; however, any detection or non-detection for the affected analyte(s) is considered estimated.

Method 8260C LL: The minimum response factor (RF) criteria for the continuing calibration verification (CCV) analyzed in batch 580-342328 was outside criteria for the following analyte(s): 2-Butanone and 2-Hexanone. As indicated in the reference method, sample analysis may proceed; however, any detection or non-detection for the affected analyte(s) is considered estimated.

Method 8260C LL: The minimum response factor (RF) criteria for the continuing calibration verification (CCV) analyzed in batch 580-342521 was outside criteria for the following analyte(s): Chloroethane, 2-Hexanone and 2-Butanone (MEK). As indicated in the reference method, sample analysis may proceed; however, any detection or non-detection for the affected analyte(s) is considered estimated.

Methods 8260C LL, 8260D: The minimum response factor (RF) criteria for the continuing calibration verification (CCV) analyzed in batch 580-342865 was outside criteria for the following analyte(s): 2-Hexanone and 2-Butanone. As indicated in the reference method, sample analysis may proceed; however, any detection or non-detection for the affected analyte(s) is considered estimated.

No additional analytical or quality issues were noted, other than those described above or in the Definitions/Glossary page.

#### Metals

# Case Narrative

Client: SCS Engineers  
Project/Site: Coupeville Solid Waste Facility Groundwa

Job ID: 580-98647-1

---

## Job ID: 580-98647-1 (Continued)

---

### Laboratory: Eurofins TestAmerica, Seattle (Continued)

No analytical or quality issues were noted, other than those described in the Definitions/Glossary page.

#### General Chemistry

Method SM 2320B: The sample duplicate (DUP) precision for analytical batch 580-342208 was outside control limits. Sample non-homogeneity is suspected.

Method 300.0: The matrix spike / matrix spike duplicate (MS/MSD) recoveries for analytical batch 580-342263 were outside control limits. Sample matrix interference and/or non-homogeneity are suspected because the associated laboratory control sample (LCS) recovery was within acceptance limits.

Method 300.0: The matrix spike / matrix spike duplicate (MS/MSD) recoveries for analytical batch 580-342260 were outside control limits. Sample matrix interference and/or non-homogeneity are suspected because the associated laboratory control sample (LCS) recovery was within acceptance limits.

Method 300.0: The matrix spike / matrix spike duplicate (MS/MSD) recoveries for analytical batch 580-342261 were outside control limits. Sample matrix interference and/or non-homogeneity are suspected because the associated laboratory control sample (LCS) recovery was within acceptance limits.

Method 300.0: Reanalysis of the following sample(s) was performed outside of the analytical holding time due to required dilution. In-hold data provided as "secondary.": 1020-24 (580-98647-14), and 1020-14 (580-98647-22).

Method SM 5310B: The matrix spike / matrix spike duplicate (MS/MSD) recoveries for analytical batch 580-342852 were outside control limits. Sample matrix interference and/or non-homogeneity are suspected because the associated laboratory control sample (LCS) recovery was within acceptance limits.

No additional analytical or quality issues were noted, other than those described above or in the Definitions/Glossary page.

#### VOA Prep

No analytical or quality issues were noted, other than those described in the Definitions/Glossary page.



# Definitions/Glossary

Client: SCS Engineers  
 Project/Site: Coupeville Solid Waste Facility Groundwa

Job ID: 580-98647-1

## Qualifiers

### GC/MS VOA

Qualifier	Qualifier Description
*	LCS or LCSD is outside acceptance limits.
*1	LCS/LCSD RPD exceeds control limits.

### Metals

Qualifier	Qualifier Description
4	MS, MSD: The analyte present in the original sample is greater than 4 times the matrix spike concentration; therefore, control limits are not applicable.
F1	MS and/or MSD recovery exceeds control limits.

### General Chemistry

Qualifier	Qualifier Description
F1	MS and/or MSD recovery exceeds control limits.
F3	Duplicate RPD exceeds the control limit
H	Sample was prepped or analyzed beyond the specified holding time

## Glossary

Abbreviation	These commonly used abbreviations may or may not be present in this report.
α	Listed under the "D" column to designate that the result is reported on a dry weight basis
%R	Percent Recovery
CFL	Contains Free Liquid
CFU	Colony Forming Unit
CNF	Contains No Free Liquid
DER	Duplicate Error Ratio (normalized absolute difference)
Dil Fac	Dilution Factor
DL	Detection Limit (DoD/DOE)
DL, RA, RE, IN	Indicates a Dilution, Re-analysis, Re-extraction, or additional Initial metals/anion analysis of the sample
DLC	Decision Level Concentration (Radiochemistry)
EDL	Estimated Detection Limit (Dioxin)
LOD	Limit of Detection (DoD/DOE)
LOQ	Limit of Quantitation (DoD/DOE)
MCL	EPA recommended "Maximum Contaminant Level"
MDA	Minimum Detectable Activity (Radiochemistry)
MDC	Minimum Detectable Concentration (Radiochemistry)
MDL	Method Detection Limit
ML	Minimum Level (Dioxin)
MPN	Most Probable Number
MQL	Method Quantitation Limit
NC	Not Calculated
ND	Not Detected at the reporting limit (or MDL or EDL if shown)
NEG	Negative / Absent
POS	Positive / Present
PQL	Practical Quantitation Limit
PRES	Presumptive
QC	Quality Control
RER	Relative Error Ratio (Radiochemistry)
RL	Reporting Limit or Requested Limit (Radiochemistry)
RPD	Relative Percent Difference, a measure of the relative difference between two points
TEF	Toxicity Equivalent Factor (Dioxin)
TEQ	Toxicity Equivalent Quotient (Dioxin)
TNTC	Too Numerous To Count

# Client Sample Results

Client: SCS Engineers  
 Project/Site: Coupeville Solid Waste Facility Groundwa

Job ID: 580-98647-1

**Client Sample ID: 1020-07**

**Lab Sample ID: 580-98647-1**

**Date Collected: 10/29/20 11:45**

**Matrix: Water**

**Date Received: 10/30/20 14:15**

**Method: 8260C LL - Volatile Organic Compounds by GC/MS**

Analyte	Result	Qualifier	RL	MDL	Unit	D	Prepared	Analyzed	Dil Fac
1,1,1,2-Tetrachloroethane	ND		0.30		ug/L			11/03/20 16:20	1
1,1,1-Trichloroethane	ND		0.20		ug/L			11/03/20 16:20	1
1,1,2,2-Tetrachloroethane	ND	*	0.20		ug/L			11/03/20 16:20	1
1,1,2-Trichloroethane	ND		0.20		ug/L			11/03/20 16:20	1
1,1-Dichloroethane	ND		0.20		ug/L			11/03/20 16:20	1
1,1-Dichloroethene	ND		0.20		ug/L			11/03/20 16:20	1
1,2,3-Trichloropropane	ND		0.20		ug/L			11/03/20 16:20	1
1,2-Dibromo-3-Chloropropane	ND	*	2.0		ug/L			11/03/20 16:20	1
1,2-Dibromoethane	ND		0.10		ug/L			11/03/20 16:20	1
1,2-Dichlorobenzene	ND		0.30		ug/L			11/03/20 16:20	1
1,2-Dichloroethane	ND		0.20		ug/L			11/03/20 16:20	1
1,2-Dichloropropane	ND		0.20		ug/L			11/03/20 16:20	1
1,4-Dichlorobenzene	ND		0.30		ug/L			11/03/20 16:20	1
2-Butanone	ND		10		ug/L			11/03/20 16:20	1
2-Hexanone	ND		3.0		ug/L			11/03/20 16:20	1
4-Methyl-2-pentanone	ND		10		ug/L			11/03/20 16:20	1
Acetone	ND		10		ug/L			11/03/20 16:20	1
Acrylonitrile	ND		10		ug/L			11/03/20 16:20	1
Benzene	ND		0.20		ug/L			11/03/20 16:20	1
Bromochloromethane	ND		0.20		ug/L			11/03/20 16:20	1
Bromodichloromethane	ND		0.20		ug/L			11/03/20 16:20	1
Bromoform	ND	*	0.50		ug/L			11/03/20 16:20	1
Bromomethane	ND		0.50		ug/L			11/03/20 16:20	1
Carbon disulfide	ND		0.30		ug/L			11/03/20 16:20	1
Carbon tetrachloride	ND		0.20		ug/L			11/03/20 16:20	1
Chlorobenzene	ND		0.20		ug/L			11/03/20 16:20	1
Chloroethane	ND		0.50		ug/L			11/03/20 16:20	1
Chloroform	ND		0.20		ug/L			11/03/20 16:20	1
Chloromethane	ND		0.50		ug/L			11/03/20 16:20	1
cis-1,2-Dichloroethene	ND		0.20		ug/L			11/03/20 16:20	1
cis-1,3-Dichloropropene	ND		0.20		ug/L			11/03/20 16:20	1
Dibromochloromethane	ND		0.20		ug/L			11/03/20 16:20	1
Dibromomethane	ND		0.20		ug/L			11/03/20 16:20	1
Ethylbenzene	ND		0.20		ug/L			11/03/20 16:20	1
m,p-Xylene	ND		0.50		ug/L			11/03/20 16:20	1
Methyl iodide	ND	*1	0.50		ug/L			11/03/20 16:20	1
Methylene Chloride	ND		5.0		ug/L			11/03/20 16:20	1
o-Xylene	ND		0.50		ug/L			11/03/20 16:20	1
Styrene	ND		1.0		ug/L			11/03/20 16:20	1
Tetrachloroethene	ND		0.50		ug/L			11/03/20 16:20	1
Toluene	ND		0.20		ug/L			11/03/20 16:20	1
trans-1,2-Dichloroethene	ND		0.20		ug/L			11/03/20 16:20	1
trans-1,3-Dichloropropene	ND		0.20		ug/L			11/03/20 16:20	1
trans-1,4-Dichloro-2-butene	ND		2.0		ug/L			11/03/20 16:20	1
Trichloroethene	ND		0.20		ug/L			11/03/20 16:20	1
Trichlorofluoromethane	ND		0.50		ug/L			11/03/20 16:20	1
Vinyl acetate	ND		2.0		ug/L			11/03/20 16:20	1
<b>Vinyl chloride</b>	<b>0.26</b>		0.020		ug/L			11/03/20 16:20	1

# Client Sample Results

Client: SCS Engineers  
Project/Site: Coupeville Solid Waste Facility Groundwa

Job ID: 580-98647-1

**Client Sample ID: 1020-07**

**Lab Sample ID: 580-98647-1**

**Date Collected: 10/29/20 11:45**

**Matrix: Water**

**Date Received: 10/30/20 14:15**

Surrogate	%Recovery	Qualifier	Limits	Prepared	Analyzed	Dil Fac
1,2-Dichloroethane-d4 (Surr)	115		80 - 120		11/03/20 16:20	1
4-Bromofluorobenzene (Surr)	91		80 - 120		11/03/20 16:20	1
Dibromofluoromethane (Surr)	108		80 - 120		11/03/20 16:20	1
Toluene-d8 (Surr)	100		80 - 120		11/03/20 16:20	1

### Method: 6010D - Metals (ICP) - Dissolved

Analyte	Result	Qualifier	RL	MDL	Unit	D	Prepared	Analyzed	Dil Fac
Calcium	170		1.1		mg/L		11/03/20 07:56	11/03/20 17:12	1
Iron	ND		0.30		mg/L		11/03/20 07:56	11/03/20 17:12	1
Magnesium	66	F1	1.1		mg/L		11/03/20 07:56	11/03/20 17:12	1
Manganese	ND		0.020		mg/L		11/03/20 07:56	11/03/20 17:12	1
Potassium	6.8		3.3		mg/L		11/03/20 07:56	11/03/20 17:12	1
Sodium	29	F1	2.0		mg/L		11/03/20 07:56	11/03/20 17:12	1

### Method: 6020B - Metals (ICP/MS) - Total Recoverable

Analyte	Result	Qualifier	RL	MDL	Unit	D	Prepared	Analyzed	Dil Fac
Arsenic	0.0025		0.0010		mg/L		11/07/20 11:06	11/09/20 22:10	1
Antimony	ND		0.00080		mg/L		11/07/20 11:06	11/09/20 22:10	1
Barium	0.055		0.0012		mg/L		11/07/20 11:06	11/09/20 22:10	1
Beryllium	ND		0.00040		mg/L		11/07/20 11:06	11/09/20 22:10	1
Cadmium	ND		0.00080		mg/L		11/07/20 11:06	11/09/20 22:10	1
Chromium	0.0049		0.00080		mg/L		11/07/20 11:06	11/09/20 22:10	1
Cobalt	ND		0.00040		mg/L		11/07/20 11:06	11/09/20 22:10	1
Copper	ND		0.0020		mg/L		11/07/20 11:06	11/09/20 22:10	1
Lead	ND		0.00080		mg/L		11/07/20 11:06	11/09/20 22:10	1
Nickel	ND		0.0030		mg/L		11/07/20 11:06	11/09/20 22:10	1
Selenium	ND		0.0080		mg/L		11/07/20 11:06	11/09/20 22:10	1
Silver	ND		0.00040		mg/L		11/07/20 11:06	11/09/20 22:10	1
Thallium	ND		0.0010		mg/L		11/07/20 11:06	11/09/20 22:10	1
Vanadium	0.0060		0.0040		mg/L		11/07/20 11:06	11/09/20 22:10	1
Zinc	ND		0.0070		mg/L		11/07/20 11:06	11/09/20 22:10	1

### General Chemistry

Analyte	Result	Qualifier	RL	MDL	Unit	D	Prepared	Analyzed	Dil Fac
Fluoride	0.93		0.20		mg/L			10/30/20 16:48	1
Nitrate Nitrite as N	3.6		0.40		mg/L			10/30/20 16:48	1
Chloride	31		0.90		mg/L			10/30/20 16:48	1
Sulfate	38		1.2		mg/L			10/30/20 16:48	1
Ammonia	ND		0.50		mg/L		11/05/20 12:05	11/06/20 13:34	1
Total Organic Carbon	4.9	F1	1.5		mg/L			11/09/20 19:52	1
Analyte	Result	Qualifier	RL	RL	Unit	D	Prepared	Analyzed	Dil Fac
Alkalinity	570		5.0		mg/L			11/02/20 13:14	1
Bicarbonate Alkalinity as CaCO3	570		5.0		mg/L			11/02/20 13:14	1
Carbonate Alkalinity as CaCO3	ND		5.0		mg/L			11/02/20 13:14	1
Hydroxide Alkalinity as CaCO3	ND		5.0		mg/L			11/02/20 13:14	1
Total Dissolved Solids	590		10		mg/L			11/02/20 14:22	1
Chemical Oxygen Demand	ND		10		mg/L		11/04/20 12:23	11/04/20 17:32	1

# Client Sample Results

Client: SCS Engineers  
 Project/Site: Coupeville Solid Waste Facility Groundwa

Job ID: 580-98647-1

**Client Sample ID: 1020-08**

**Lab Sample ID: 580-98647-2**

Date Collected: 10/29/20 11:58

Matrix: Water

Date Received: 10/30/20 14:15

**Method: 8260C LL - Volatile Organic Compounds by GC/MS**

Analyte	Result	Qualifier	RL	MDL	Unit	D	Prepared	Analyzed	Dil Fac
1,1,1,2-Tetrachloroethane	ND		0.30		ug/L			11/03/20 16:45	1
1,1,1-Trichloroethane	ND		0.20		ug/L			11/03/20 16:45	1
1,1,2,2-Tetrachloroethane	ND	*	0.20		ug/L			11/03/20 16:45	1
1,1,2-Trichloroethane	ND		0.20		ug/L			11/03/20 16:45	1
1,1-Dichloroethane	ND		0.20		ug/L			11/03/20 16:45	1
1,1-Dichloroethene	ND		0.20		ug/L			11/03/20 16:45	1
1,2,3-Trichloropropane	ND		0.20		ug/L			11/03/20 16:45	1
1,2-Dibromo-3-Chloropropane	ND	*	2.0		ug/L			11/03/20 16:45	1
1,2-Dibromoethane	ND		0.10		ug/L			11/03/20 16:45	1
1,2-Dichlorobenzene	ND		0.30		ug/L			11/03/20 16:45	1
1,2-Dichloroethane	ND		0.20		ug/L			11/03/20 16:45	1
1,2-Dichloropropane	ND		0.20		ug/L			11/03/20 16:45	1
1,4-Dichlorobenzene	ND		0.30		ug/L			11/03/20 16:45	1
2-Butanone	ND		10		ug/L			11/03/20 16:45	1
2-Hexanone	ND		3.0		ug/L			11/03/20 16:45	1
4-Methyl-2-pentanone	ND		10		ug/L			11/03/20 16:45	1
Acetone	ND		10		ug/L			11/03/20 16:45	1
Acrylonitrile	ND		10		ug/L			11/03/20 16:45	1
Benzene	ND		0.20		ug/L			11/03/20 16:45	1
Bromochloromethane	ND		0.20		ug/L			11/03/20 16:45	1
Bromodichloromethane	ND		0.20		ug/L			11/03/20 16:45	1
Bromoform	ND	*	0.50		ug/L			11/03/20 16:45	1
Bromomethane	ND		0.50		ug/L			11/03/20 16:45	1
Carbon disulfide	ND		0.30		ug/L			11/03/20 16:45	1
Carbon tetrachloride	ND		0.20		ug/L			11/03/20 16:45	1
Chlorobenzene	ND		0.20		ug/L			11/03/20 16:45	1
Chloroethane	ND		0.50		ug/L			11/03/20 16:45	1
Chloroform	ND		0.20		ug/L			11/03/20 16:45	1
Chloromethane	ND		0.50		ug/L			11/03/20 16:45	1
cis-1,2-Dichloroethene	ND		0.20		ug/L			11/03/20 16:45	1
cis-1,3-Dichloropropene	ND		0.20		ug/L			11/03/20 16:45	1
Dibromochloromethane	ND		0.20		ug/L			11/03/20 16:45	1
Dibromomethane	ND		0.20		ug/L			11/03/20 16:45	1
Ethylbenzene	ND		0.20		ug/L			11/03/20 16:45	1
m,p-Xylene	ND		0.50		ug/L			11/03/20 16:45	1
Methyl iodide	ND	*1	0.50		ug/L			11/03/20 16:45	1
Methylene Chloride	ND		5.0		ug/L			11/03/20 16:45	1
o-Xylene	ND		0.50		ug/L			11/03/20 16:45	1
Styrene	ND		1.0		ug/L			11/03/20 16:45	1
Tetrachloroethene	ND		0.50		ug/L			11/03/20 16:45	1
Toluene	ND		0.20		ug/L			11/03/20 16:45	1
trans-1,2-Dichloroethene	ND		0.20		ug/L			11/03/20 16:45	1
trans-1,3-Dichloropropene	ND		0.20		ug/L			11/03/20 16:45	1
trans-1,4-Dichloro-2-butene	ND		2.0		ug/L			11/03/20 16:45	1
Trichloroethene	ND		0.20		ug/L			11/03/20 16:45	1
Trichlorofluoromethane	ND		0.50		ug/L			11/03/20 16:45	1
Vinyl acetate	ND		2.0		ug/L			11/03/20 16:45	1
Vinyl chloride	ND		0.020		ug/L			11/03/20 16:45	1

# Client Sample Results

Client: SCS Engineers  
 Project/Site: Coupeville Solid Waste Facility Groundwa

Job ID: 580-98647-1

**Client Sample ID: 1020-08**

**Lab Sample ID: 580-98647-2**

**Date Collected: 10/29/20 11:58**

**Matrix: Water**

**Date Received: 10/30/20 14:15**

Surrogate	%Recovery	Qualifier	Limits	Prepared	Analyzed	Dil Fac
1,2-Dichloroethane-d4 (Surr)	116		80 - 120		11/03/20 16:45	1
4-Bromofluorobenzene (Surr)	90		80 - 120		11/03/20 16:45	1
Dibromofluoromethane (Surr)	109		80 - 120		11/03/20 16:45	1
Toluene-d8 (Surr)	101		80 - 120		11/03/20 16:45	1

### Method: 6010D - Metals (ICP) - Dissolved

Analyte	Result	Qualifier	RL	MDL	Unit	D	Prepared	Analyzed	Dil Fac
Calcium	47		1.1		mg/L		11/03/20 07:56	11/03/20 17:38	1
Iron	ND		0.30		mg/L		11/03/20 07:56	11/03/20 17:38	1
Magnesium	31		1.1		mg/L		11/03/20 07:56	11/03/20 17:38	1
Manganese	0.080		0.020		mg/L		11/03/20 07:56	11/03/20 17:38	1
Potassium	11		3.3		mg/L		11/03/20 07:56	11/03/20 17:38	1
Sodium	26		2.0		mg/L		11/03/20 07:56	11/03/20 17:38	1

### Method: 6020B - Metals (ICP/MS) - Total Recoverable

Analyte	Result	Qualifier	RL	MDL	Unit	D	Prepared	Analyzed	Dil Fac
Arsenic	0.016		0.0010		mg/L		11/07/20 11:06	11/09/20 22:14	1
Antimony	ND		0.00080		mg/L		11/07/20 11:06	11/09/20 22:14	1
Barium	0.042		0.0012		mg/L		11/07/20 11:06	11/09/20 22:14	1
Beryllium	ND		0.00040		mg/L		11/07/20 11:06	11/09/20 22:14	1
Cadmium	ND		0.00080		mg/L		11/07/20 11:06	11/09/20 22:14	1
Chromium	ND		0.00080		mg/L		11/07/20 11:06	11/09/20 22:14	1
Cobalt	ND		0.00040		mg/L		11/07/20 11:06	11/09/20 22:14	1
Copper	ND		0.0020		mg/L		11/07/20 11:06	11/09/20 22:14	1
Lead	ND		0.00080		mg/L		11/07/20 11:06	11/09/20 22:14	1
Nickel	ND		0.0030		mg/L		11/07/20 11:06	11/09/20 22:14	1
Selenium	ND		0.0080		mg/L		11/07/20 11:06	11/09/20 22:14	1
Silver	ND		0.00040		mg/L		11/07/20 11:06	11/09/20 22:14	1
Thallium	ND		0.0010		mg/L		11/07/20 11:06	11/09/20 22:14	1
Vanadium	ND		0.0040		mg/L		11/07/20 11:06	11/09/20 22:14	1
Zinc	ND		0.0070		mg/L		11/07/20 11:06	11/09/20 22:14	1

### General Chemistry

Analyte	Result	Qualifier	RL	MDL	Unit	D	Prepared	Analyzed	Dil Fac
Fluoride	ND		0.20		mg/L			10/30/20 17:00	1
Nitrate Nitrite as N	ND		0.40		mg/L			10/30/20 17:00	1
Chloride	32		0.90		mg/L			10/30/20 17:00	1
Sulfate	13		1.2		mg/L			10/30/20 17:00	1
Ammonia	ND		0.50		mg/L		11/05/20 12:05	11/06/20 13:34	1
Total Organic Carbon	3.6		1.5		mg/L			11/09/20 20:56	1
Analyte	Result	Qualifier	RL	RL	Unit	D	Prepared	Analyzed	Dil Fac
Alkalinity	190		5.0		mg/L			11/02/20 13:14	1
Bicarbonate Alkalinity as CaCO3	190		5.0		mg/L			11/02/20 13:14	1
Carbonate Alkalinity as CaCO3	ND		5.0		mg/L			11/02/20 13:14	1
Hydroxide Alkalinity as CaCO3	ND		5.0		mg/L			11/02/20 13:14	1
Total Dissolved Solids	270		10		mg/L			11/02/20 14:22	1
Chemical Oxygen Demand	ND		10		mg/L		11/04/20 12:23	11/04/20 17:32	1

# Client Sample Results

Client: SCS Engineers  
 Project/Site: Coupeville Solid Waste Facility Groundwa

Job ID: 580-98647-1

**Client Sample ID: 1020-13**

**Lab Sample ID: 580-98647-3**

Date Collected: 10/29/20 10:20

Matrix: Water

Date Received: 10/30/20 14:15

**Method: 8260C LL - Volatile Organic Compounds by GC/MS**

Analyte	Result	Qualifier	RL	MDL	Unit	D	Prepared	Analyzed	Dil Fac
1,1,1,2-Tetrachloroethane	ND		0.30		ug/L			11/03/20 17:09	1
1,1,1-Trichloroethane	ND		0.20		ug/L			11/03/20 17:09	1
1,1,2,2-Tetrachloroethane	ND	*	0.20		ug/L			11/03/20 17:09	1
1,1,2-Trichloroethane	ND		0.20		ug/L			11/03/20 17:09	1
1,1-Dichloroethane	ND		0.20		ug/L			11/03/20 17:09	1
1,1-Dichloroethene	ND		0.20		ug/L			11/03/20 17:09	1
1,2,3-Trichloropropane	ND		0.20		ug/L			11/03/20 17:09	1
1,2-Dibromo-3-Chloropropane	ND	*	2.0		ug/L			11/03/20 17:09	1
1,2-Dibromoethane	ND		0.10		ug/L			11/03/20 17:09	1
1,2-Dichlorobenzene	ND		0.30		ug/L			11/03/20 17:09	1
1,2-Dichloroethane	ND		0.20		ug/L			11/03/20 17:09	1
1,2-Dichloropropane	ND		0.20		ug/L			11/03/20 17:09	1
1,4-Dichlorobenzene	ND		0.30		ug/L			11/03/20 17:09	1
2-Butanone	ND		10		ug/L			11/03/20 17:09	1
2-Hexanone	ND		3.0		ug/L			11/03/20 17:09	1
4-Methyl-2-pentanone	ND		10		ug/L			11/03/20 17:09	1
Acetone	ND		10		ug/L			11/03/20 17:09	1
Acrylonitrile	ND		10		ug/L			11/03/20 17:09	1
Benzene	ND		0.20		ug/L			11/03/20 17:09	1
Bromochloromethane	ND		0.20		ug/L			11/03/20 17:09	1
Bromodichloromethane	ND		0.20		ug/L			11/03/20 17:09	1
Bromoform	ND	*	0.50		ug/L			11/03/20 17:09	1
Bromomethane	ND		0.50		ug/L			11/03/20 17:09	1
Carbon disulfide	ND		0.30		ug/L			11/03/20 17:09	1
Carbon tetrachloride	ND		0.20		ug/L			11/03/20 17:09	1
Chlorobenzene	ND		0.20		ug/L			11/03/20 17:09	1
Chloroethane	ND		0.50		ug/L			11/03/20 17:09	1
Chloroform	ND		0.20		ug/L			11/03/20 17:09	1
Chloromethane	ND		0.50		ug/L			11/03/20 17:09	1
cis-1,2-Dichloroethene	ND		0.20		ug/L			11/03/20 17:09	1
cis-1,3-Dichloropropene	ND		0.20		ug/L			11/03/20 17:09	1
Dibromochloromethane	ND		0.20		ug/L			11/03/20 17:09	1
Dibromomethane	ND		0.20		ug/L			11/03/20 17:09	1
Ethylbenzene	ND		0.20		ug/L			11/03/20 17:09	1
m,p-Xylene	ND		0.50		ug/L			11/03/20 17:09	1
Methyl iodide	ND	*1	0.50		ug/L			11/03/20 17:09	1
Methylene Chloride	ND		5.0		ug/L			11/03/20 17:09	1
o-Xylene	ND		0.50		ug/L			11/03/20 17:09	1
Styrene	ND		1.0		ug/L			11/03/20 17:09	1
Tetrachloroethene	ND		0.50		ug/L			11/03/20 17:09	1
Toluene	ND		0.20		ug/L			11/03/20 17:09	1
trans-1,2-Dichloroethene	ND		0.20		ug/L			11/03/20 17:09	1
trans-1,3-Dichloropropene	ND		0.20		ug/L			11/03/20 17:09	1
trans-1,4-Dichloro-2-butene	ND		2.0		ug/L			11/03/20 17:09	1
Trichloroethene	ND		0.20		ug/L			11/03/20 17:09	1
Trichlorofluoromethane	ND		0.50		ug/L			11/03/20 17:09	1
Vinyl acetate	ND		2.0		ug/L			11/03/20 17:09	1
Vinyl chloride	ND		0.020		ug/L			11/03/20 17:09	1

# Client Sample Results

Client: SCS Engineers  
Project/Site: Coupeville Solid Waste Facility Groundwa

Job ID: 580-98647-1

**Client Sample ID: 1020-13**

**Lab Sample ID: 580-98647-3**

Date Collected: 10/29/20 10:20

Matrix: Water

Date Received: 10/30/20 14:15

Surrogate	%Recovery	Qualifier	Limits	Prepared	Analyzed	Dil Fac
1,2-Dichloroethane-d4 (Surr)	113		80 - 120		11/03/20 17:09	1
4-Bromofluorobenzene (Surr)	89		80 - 120		11/03/20 17:09	1
Dibromofluoromethane (Surr)	109		80 - 120		11/03/20 17:09	1
Toluene-d8 (Surr)	102		80 - 120		11/03/20 17:09	1

## Method: 6010D - Metals (ICP) - Dissolved

Analyte	Result	Qualifier	RL	MDL	Unit	D	Prepared	Analyzed	Dil Fac
Calcium	83		1.1		mg/L		11/03/20 07:56	11/03/20 17:41	1
Iron	ND		0.30		mg/L		11/03/20 07:56	11/03/20 17:41	1
Magnesium	55		1.1		mg/L		11/03/20 07:56	11/03/20 17:41	1
Manganese	0.20		0.020		mg/L		11/03/20 07:56	11/03/20 17:41	1
Potassium	6.5		3.3		mg/L		11/03/20 07:56	11/03/20 17:41	1
Sodium	32		2.0		mg/L		11/03/20 07:56	11/03/20 17:41	1

## Method: 6020B - Metals (ICP/MS) - Total Recoverable

Analyte	Result	Qualifier	RL	MDL	Unit	D	Prepared	Analyzed	Dil Fac
Arsenic	0.0056		0.0010		mg/L		11/07/20 11:06	11/09/20 22:18	1
Antimony	ND		0.00080		mg/L		11/07/20 11:06	11/09/20 22:18	1
Barium	0.037		0.0012		mg/L		11/07/20 11:06	11/09/20 22:18	1
Beryllium	ND		0.00040		mg/L		11/07/20 11:06	11/09/20 22:18	1
Cadmium	ND		0.00080		mg/L		11/07/20 11:06	11/09/20 22:18	1
Chromium	ND		0.00080		mg/L		11/07/20 11:06	11/09/20 22:18	1
Cobalt	ND		0.00040		mg/L		11/07/20 11:06	11/09/20 22:18	1
Copper	ND		0.0020		mg/L		11/07/20 11:06	11/09/20 22:18	1
Lead	ND		0.00080		mg/L		11/07/20 11:06	11/09/20 22:18	1
Nickel	ND		0.0030		mg/L		11/07/20 11:06	11/09/20 22:18	1
Selenium	ND		0.0080		mg/L		11/07/20 11:06	11/09/20 22:18	1
Silver	ND		0.00040		mg/L		11/07/20 11:06	11/09/20 22:18	1
Thallium	ND		0.0010		mg/L		11/07/20 11:06	11/09/20 22:18	1
Vanadium	ND		0.0040		mg/L		11/07/20 11:06	11/09/20 22:18	1
Zinc	ND		0.0070		mg/L		11/07/20 11:06	11/09/20 22:18	1

## General Chemistry

Analyte	Result	Qualifier	RL	MDL	Unit	D	Prepared	Analyzed	Dil Fac
Fluoride	ND		0.20		mg/L			10/30/20 17:12	1
Nitrate Nitrite as N	ND		0.40		mg/L			10/30/20 17:12	1
Chloride	61		0.90		mg/L			10/30/20 17:12	1
Sulfate	29		1.2		mg/L			10/30/20 17:12	1
Ammonia	ND		0.50		mg/L		11/05/20 12:05	11/06/20 13:34	1
Total Organic Carbon	3.7		1.5		mg/L			11/09/20 21:11	1
Analyte	Result	Qualifier	RL	RL	Unit	D	Prepared	Analyzed	Dil Fac
Alkalinity	340		5.0		mg/L			11/02/20 13:14	1
Bicarbonate Alkalinity as CaCO3	340		5.0		mg/L			11/02/20 13:14	1
Carbonate Alkalinity as CaCO3	ND		5.0		mg/L			11/02/20 13:14	1
Hydroxide Alkalinity as CaCO3	ND		5.0		mg/L			11/02/20 13:14	1
Total Dissolved Solids	450		10		mg/L			11/02/20 14:22	1
Chemical Oxygen Demand	ND		10		mg/L		11/04/20 12:23	11/04/20 17:32	1

# Client Sample Results

Client: SCS Engineers  
 Project/Site: Coupeville Solid Waste Facility Groundwa

Job ID: 580-98647-1

**Client Sample ID: 1020-12**

**Lab Sample ID: 580-98647-4**

**Date Collected: 10/29/20 10:30**

**Matrix: Water**

**Date Received: 10/30/20 14:15**

**Method: 8260C LL - Volatile Organic Compounds by GC/MS**

Analyte	Result	Qualifier	RL	MDL	Unit	D	Prepared	Analyzed	Dil Fac
1,1,1,2-Tetrachloroethane	ND		0.30		ug/L			11/03/20 17:34	1
1,1,1-Trichloroethane	ND		0.20		ug/L			11/03/20 17:34	1
1,1,2,2-Tetrachloroethane	ND	*	0.20		ug/L			11/03/20 17:34	1
1,1,2-Trichloroethane	ND		0.20		ug/L			11/03/20 17:34	1
1,1-Dichloroethane	ND		0.20		ug/L			11/03/20 17:34	1
1,1-Dichloroethene	ND		0.20		ug/L			11/03/20 17:34	1
1,2,3-Trichloropropane	ND		0.20		ug/L			11/03/20 17:34	1
1,2-Dibromo-3-Chloropropane	ND	*	2.0		ug/L			11/03/20 17:34	1
1,2-Dibromoethane	ND		0.10		ug/L			11/03/20 17:34	1
1,2-Dichlorobenzene	ND		0.30		ug/L			11/03/20 17:34	1
1,2-Dichloroethane	ND		0.20		ug/L			11/03/20 17:34	1
1,2-Dichloropropane	ND		0.20		ug/L			11/03/20 17:34	1
1,4-Dichlorobenzene	ND		0.30		ug/L			11/03/20 17:34	1
2-Butanone	ND		10		ug/L			11/03/20 17:34	1
2-Hexanone	ND		3.0		ug/L			11/03/20 17:34	1
4-Methyl-2-pentanone	ND		10		ug/L			11/03/20 17:34	1
Acetone	ND		10		ug/L			11/03/20 17:34	1
Acrylonitrile	ND		10		ug/L			11/03/20 17:34	1
Benzene	ND		0.20		ug/L			11/03/20 17:34	1
Bromochloromethane	ND		0.20		ug/L			11/03/20 17:34	1
Bromodichloromethane	ND		0.20		ug/L			11/03/20 17:34	1
Bromoform	ND	*	0.50		ug/L			11/03/20 17:34	1
Bromomethane	ND		0.50		ug/L			11/03/20 17:34	1
Carbon disulfide	ND		0.30		ug/L			11/03/20 17:34	1
Carbon tetrachloride	ND		0.20		ug/L			11/03/20 17:34	1
Chlorobenzene	ND		0.20		ug/L			11/03/20 17:34	1
Chloroethane	ND		0.50		ug/L			11/03/20 17:34	1
Chloroform	ND		0.20		ug/L			11/03/20 17:34	1
Chloromethane	ND		0.50		ug/L			11/03/20 17:34	1
cis-1,2-Dichloroethene	ND		0.20		ug/L			11/03/20 17:34	1
cis-1,3-Dichloropropene	ND		0.20		ug/L			11/03/20 17:34	1
Dibromochloromethane	ND		0.20		ug/L			11/03/20 17:34	1
Dibromomethane	ND		0.20		ug/L			11/03/20 17:34	1
Ethylbenzene	ND		0.20		ug/L			11/03/20 17:34	1
m,p-Xylene	ND		0.50		ug/L			11/03/20 17:34	1
Methyl iodide	ND	*1	0.50		ug/L			11/03/20 17:34	1
Methylene Chloride	ND		5.0		ug/L			11/03/20 17:34	1
o-Xylene	ND		0.50		ug/L			11/03/20 17:34	1
Styrene	ND		1.0		ug/L			11/03/20 17:34	1
Tetrachloroethene	ND		0.50		ug/L			11/03/20 17:34	1
Toluene	ND		0.20		ug/L			11/03/20 17:34	1
trans-1,2-Dichloroethene	ND		0.20		ug/L			11/03/20 17:34	1
trans-1,3-Dichloropropene	ND		0.20		ug/L			11/03/20 17:34	1
trans-1,4-Dichloro-2-butene	ND		2.0		ug/L			11/03/20 17:34	1
Trichloroethene	ND		0.20		ug/L			11/03/20 17:34	1
Trichlorofluoromethane	ND		0.50		ug/L			11/03/20 17:34	1
Vinyl acetate	ND		2.0		ug/L			11/03/20 17:34	1
Vinyl chloride	ND		0.020		ug/L			11/03/20 17:34	1

# Client Sample Results

Client: SCS Engineers  
 Project/Site: Coupeville Solid Waste Facility Groundwa

Job ID: 580-98647-1

**Client Sample ID: 1020-12**

**Lab Sample ID: 580-98647-4**

**Date Collected: 10/29/20 10:30**

**Matrix: Water**

**Date Received: 10/30/20 14:15**

Surrogate	%Recovery	Qualifier	Limits	Prepared	Analyzed	Dil Fac
1,2-Dichloroethane-d4 (Surr)	112		80 - 120		11/03/20 17:34	1
4-Bromofluorobenzene (Surr)	90		80 - 120		11/03/20 17:34	1
Dibromofluoromethane (Surr)	106		80 - 120		11/03/20 17:34	1
Toluene-d8 (Surr)	104		80 - 120		11/03/20 17:34	1

### Method: 6010D - Metals (ICP) - Dissolved

Analyte	Result	Qualifier	RL	MDL	Unit	D	Prepared	Analyzed	Dil Fac
Calcium	83		1.1		mg/L		11/03/20 07:56	11/03/20 17:45	1
Iron	ND		0.30		mg/L		11/03/20 07:56	11/03/20 17:45	1
Magnesium	59		1.1		mg/L		11/03/20 07:56	11/03/20 17:45	1
Manganese	0.15		0.020		mg/L		11/03/20 07:56	11/03/20 17:45	1
Potassium	7.7		3.3		mg/L		11/03/20 07:56	11/03/20 17:45	1
Sodium	33		2.0		mg/L		11/03/20 07:56	11/03/20 17:45	1

### Method: 6020B - Metals (ICP/MS) - Total Recoverable

Analyte	Result	Qualifier	RL	MDL	Unit	D	Prepared	Analyzed	Dil Fac
Arsenic	0.0077		0.0010		mg/L		11/07/20 11:06	11/09/20 22:38	1
Antimony	ND		0.00080		mg/L		11/07/20 11:06	11/09/20 22:38	1
Barium	0.051		0.0012		mg/L		11/07/20 11:06	11/09/20 22:38	1
Beryllium	ND		0.00040		mg/L		11/07/20 11:06	11/09/20 22:38	1
Cadmium	ND		0.00080		mg/L		11/07/20 11:06	11/09/20 22:38	1
Chromium	ND		0.00080		mg/L		11/07/20 11:06	11/09/20 22:38	1
Cobalt	ND		0.00040		mg/L		11/07/20 11:06	11/09/20 22:38	1
Copper	ND		0.0020		mg/L		11/07/20 11:06	11/09/20 22:38	1
Lead	ND		0.00080		mg/L		11/07/20 11:06	11/09/20 22:38	1
Nickel	ND		0.0030		mg/L		11/07/20 11:06	11/09/20 22:38	1
Selenium	ND		0.0080		mg/L		11/07/20 11:06	11/09/20 22:38	1
Silver	ND		0.00040		mg/L		11/07/20 11:06	11/09/20 22:38	1
Thallium	ND		0.0010		mg/L		11/07/20 11:06	11/09/20 22:38	1
Vanadium	ND		0.0040		mg/L		11/07/20 11:06	11/09/20 22:38	1
Zinc	ND		0.0070		mg/L		11/07/20 11:06	11/09/20 22:38	1

### General Chemistry

Analyte	Result	Qualifier	RL	MDL	Unit	D	Prepared	Analyzed	Dil Fac
Fluoride	ND		0.20		mg/L			10/30/20 17:23	1
Nitrate Nitrite as N	ND		0.40		mg/L			10/30/20 17:23	1
Chloride	74		0.90		mg/L			10/30/20 17:23	1
Sulfate	31		1.2		mg/L			10/30/20 17:23	1
Ammonia	0.51		0.50		mg/L		11/05/20 12:05	11/06/20 13:34	1
Total Organic Carbon	4.6		1.5		mg/L			11/09/20 21:27	1
Analyte	Result	Qualifier	RL	RL	Unit	D	Prepared	Analyzed	Dil Fac
Alkalinity	330		5.0		mg/L			11/02/20 13:14	1
Bicarbonate Alkalinity as CaCO3	330		5.0		mg/L			11/02/20 13:14	1
Carbonate Alkalinity as CaCO3	ND		5.0		mg/L			11/02/20 13:14	1
Hydroxide Alkalinity as CaCO3	ND		5.0		mg/L			11/02/20 13:14	1
Total Dissolved Solids	440		10		mg/L			11/02/20 14:22	1
Chemical Oxygen Demand	ND		10		mg/L		11/04/20 12:23	11/04/20 17:32	1

# Client Sample Results

Client: SCS Engineers  
 Project/Site: Coupeville Solid Waste Facility Groundwa

Job ID: 580-98647-1

**Client Sample ID: 1020-19**

**Lab Sample ID: 580-98647-5**

**Date Collected: 10/29/20 12:55**

**Matrix: Water**

**Date Received: 10/30/20 14:15**

**Method: 8260C LL - Volatile Organic Compounds by GC/MS**

Analyte	Result	Qualifier	RL	MDL	Unit	D	Prepared	Analyzed	Dil Fac
1,1,1,2-Tetrachloroethane	ND		0.30		ug/L			11/03/20 17:59	1
1,1,1-Trichloroethane	ND		0.20		ug/L			11/03/20 17:59	1
1,1,2,2-Tetrachloroethane	ND	*	0.20		ug/L			11/03/20 17:59	1
1,1,2-Trichloroethane	ND		0.20		ug/L			11/03/20 17:59	1
1,1-Dichloroethane	ND		0.20		ug/L			11/03/20 17:59	1
1,1-Dichloroethene	ND		0.20		ug/L			11/03/20 17:59	1
1,2,3-Trichloropropane	ND		0.20		ug/L			11/03/20 17:59	1
1,2-Dibromo-3-Chloropropane	ND	*	2.0		ug/L			11/03/20 17:59	1
1,2-Dibromoethane	ND		0.10		ug/L			11/03/20 17:59	1
1,2-Dichlorobenzene	ND		0.30		ug/L			11/03/20 17:59	1
1,2-Dichloroethane	ND		0.20		ug/L			11/03/20 17:59	1
1,2-Dichloropropane	ND		0.20		ug/L			11/03/20 17:59	1
1,4-Dichlorobenzene	ND		0.30		ug/L			11/03/20 17:59	1
2-Butanone	ND		10		ug/L			11/03/20 17:59	1
2-Hexanone	ND		3.0		ug/L			11/03/20 17:59	1
4-Methyl-2-pentanone	ND		10		ug/L			11/03/20 17:59	1
Acetone	ND		10		ug/L			11/03/20 17:59	1
Acrylonitrile	ND		10		ug/L			11/03/20 17:59	1
Benzene	ND		0.20		ug/L			11/03/20 17:59	1
Bromochloromethane	ND		0.20		ug/L			11/03/20 17:59	1
Bromodichloromethane	ND		0.20		ug/L			11/03/20 17:59	1
Bromoform	ND	*	0.50		ug/L			11/03/20 17:59	1
Bromomethane	ND		0.50		ug/L			11/03/20 17:59	1
Carbon disulfide	ND		0.30		ug/L			11/03/20 17:59	1
Carbon tetrachloride	ND		0.20		ug/L			11/03/20 17:59	1
Chlorobenzene	ND		0.20		ug/L			11/03/20 17:59	1
Chloroethane	ND		0.50		ug/L			11/03/20 17:59	1
Chloroform	ND		0.20		ug/L			11/03/20 17:59	1
Chloromethane	ND		0.50		ug/L			11/03/20 17:59	1
cis-1,2-Dichloroethene	ND		0.20		ug/L			11/03/20 17:59	1
cis-1,3-Dichloropropene	ND		0.20		ug/L			11/03/20 17:59	1
Dibromochloromethane	ND		0.20		ug/L			11/03/20 17:59	1
Dibromomethane	ND		0.20		ug/L			11/03/20 17:59	1
Ethylbenzene	ND		0.20		ug/L			11/03/20 17:59	1
m,p-Xylene	ND		0.50		ug/L			11/03/20 17:59	1
Methyl iodide	ND	*1	0.50		ug/L			11/03/20 17:59	1
Methylene Chloride	ND		5.0		ug/L			11/03/20 17:59	1
o-Xylene	ND		0.50		ug/L			11/03/20 17:59	1
Styrene	ND		1.0		ug/L			11/03/20 17:59	1
Tetrachloroethene	ND		0.50		ug/L			11/03/20 17:59	1
Toluene	ND		0.20		ug/L			11/03/20 17:59	1
trans-1,2-Dichloroethene	ND		0.20		ug/L			11/03/20 17:59	1
trans-1,3-Dichloropropene	ND		0.20		ug/L			11/03/20 17:59	1
trans-1,4-Dichloro-2-butene	ND		2.0		ug/L			11/03/20 17:59	1
Trichloroethene	ND		0.20		ug/L			11/03/20 17:59	1
Trichlorofluoromethane	ND		0.50		ug/L			11/03/20 17:59	1
Vinyl acetate	ND		2.0		ug/L			11/03/20 17:59	1
Vinyl chloride	ND		0.020		ug/L			11/03/20 17:59	1

Eurofins TestAmerica, Seattle

# Client Sample Results

Client: SCS Engineers  
 Project/Site: Coupeville Solid Waste Facility Groundwa

Job ID: 580-98647-1

**Client Sample ID: 1020-19**

**Lab Sample ID: 580-98647-5**

Date Collected: 10/29/20 12:55

Matrix: Water

Date Received: 10/30/20 14:15

Surrogate	%Recovery	Qualifier	Limits	Prepared	Analyzed	Dil Fac
1,2-Dichloroethane-d4 (Surr)	115		80 - 120		11/03/20 17:59	1
4-Bromofluorobenzene (Surr)	89		80 - 120		11/03/20 17:59	1
Dibromofluoromethane (Surr)	108		80 - 120		11/03/20 17:59	1
Toluene-d8 (Surr)	102		80 - 120		11/03/20 17:59	1

### Method: 6010D - Metals (ICP) - Dissolved

Analyte	Result	Qualifier	RL	MDL	Unit	D	Prepared	Analyzed	Dil Fac
Calcium	78		1.1		mg/L		11/03/20 07:56	11/03/20 17:48	1
Iron	ND		0.30		mg/L		11/03/20 07:56	11/03/20 17:48	1
Magnesium	29		1.1		mg/L		11/03/20 07:56	11/03/20 17:48	1
Manganese	0.025		0.020		mg/L		11/03/20 07:56	11/03/20 17:48	1
Potassium	6.4		3.3		mg/L		11/03/20 07:56	11/03/20 17:48	1
Sodium	20		2.0		mg/L		11/03/20 07:56	11/03/20 17:48	1

### Method: 6020B - Metals (ICP/MS) - Total Recoverable

Analyte	Result	Qualifier	RL	MDL	Unit	D	Prepared	Analyzed	Dil Fac
Arsenic	0.0088		0.0010		mg/L		11/07/20 11:06	11/09/20 22:42	1
Antimony	ND		0.00080		mg/L		11/07/20 11:06	11/09/20 22:42	1
Barium	0.035		0.0012		mg/L		11/07/20 11:06	11/09/20 22:42	1
Beryllium	ND		0.00040		mg/L		11/07/20 11:06	11/09/20 22:42	1
Cadmium	ND		0.00080		mg/L		11/07/20 11:06	11/09/20 22:42	1
Chromium	ND		0.00080		mg/L		11/07/20 11:06	11/09/20 22:42	1
Cobalt	ND		0.00040		mg/L		11/07/20 11:06	11/09/20 22:42	1
Copper	ND		0.0020		mg/L		11/07/20 11:06	11/09/20 22:42	1
Lead	ND		0.00080		mg/L		11/07/20 11:06	11/09/20 22:42	1
Nickel	ND		0.0030		mg/L		11/07/20 11:06	11/09/20 22:42	1
Selenium	ND		0.0080		mg/L		11/07/20 11:06	11/09/20 22:42	1
Silver	ND		0.00040		mg/L		11/07/20 11:06	11/09/20 22:42	1
Thallium	ND		0.0010		mg/L		11/07/20 11:06	11/09/20 22:42	1
Vanadium	ND		0.0040		mg/L		11/07/20 11:06	11/09/20 22:42	1
Zinc	ND		0.0070		mg/L		11/07/20 11:06	11/09/20 22:42	1

### General Chemistry

Analyte	Result	Qualifier	RL	MDL	Unit	D	Prepared	Analyzed	Dil Fac
Fluoride	0.24		0.20		mg/L			10/30/20 17:35	1
Nitrate Nitrite as N	ND		0.40		mg/L			10/30/20 17:35	1
Chloride	37		0.90		mg/L			10/30/20 17:35	1
Sulfate	24		1.2		mg/L			10/30/20 17:35	1
Ammonia	ND		0.50		mg/L		11/05/20 12:05	11/06/20 13:34	1
Total Organic Carbon	2.5		1.5		mg/L			11/09/20 22:15	1
Analyte	Result	Qualifier	RL	RL	Unit	D	Prepared	Analyzed	Dil Fac
Alkalinity	250		5.0		mg/L			11/02/20 13:14	1
Bicarbonate Alkalinity as CaCO3	250		5.0		mg/L			11/02/20 13:14	1
Carbonate Alkalinity as CaCO3	ND		5.0		mg/L			11/02/20 13:14	1
Hydroxide Alkalinity as CaCO3	ND		5.0		mg/L			11/02/20 13:14	1
Total Dissolved Solids	320		10		mg/L			11/02/20 14:22	1
Chemical Oxygen Demand	ND		10		mg/L		11/04/20 12:23	11/04/20 17:32	1

# Client Sample Results

Client: SCS Engineers  
 Project/Site: Coupeville Solid Waste Facility Groundwa

Job ID: 580-98647-1

**Client Sample ID: 1020-29**

**Lab Sample ID: 580-98647-6**

**Date Collected: 10/29/20 13:10**

**Matrix: Water**

**Date Received: 10/30/20 14:15**

**Method: 8260C LL - Volatile Organic Compounds by GC/MS**

Analyte	Result	Qualifier	RL	MDL	Unit	D	Prepared	Analyzed	Dil Fac
1,1,1,2-Tetrachloroethane	ND		0.30		ug/L			11/03/20 18:24	1
1,1,1-Trichloroethane	ND		0.20		ug/L			11/03/20 18:24	1
1,1,2,2-Tetrachloroethane	ND	*	0.20		ug/L			11/03/20 18:24	1
1,1,2-Trichloroethane	ND		0.20		ug/L			11/03/20 18:24	1
1,1-Dichloroethane	ND		0.20		ug/L			11/03/20 18:24	1
1,1-Dichloroethene	ND		0.20		ug/L			11/03/20 18:24	1
1,2,3-Trichloropropane	ND		0.20		ug/L			11/03/20 18:24	1
1,2-Dibromo-3-Chloropropane	ND	*	2.0		ug/L			11/03/20 18:24	1
1,2-Dibromoethane	ND		0.10		ug/L			11/03/20 18:24	1
1,2-Dichlorobenzene	ND		0.30		ug/L			11/03/20 18:24	1
1,2-Dichloroethane	ND		0.20		ug/L			11/03/20 18:24	1
1,2-Dichloropropane	ND		0.20		ug/L			11/03/20 18:24	1
1,4-Dichlorobenzene	ND		0.30		ug/L			11/03/20 18:24	1
2-Butanone	ND		10		ug/L			11/03/20 18:24	1
2-Hexanone	ND		3.0		ug/L			11/03/20 18:24	1
4-Methyl-2-pentanone	ND		10		ug/L			11/03/20 18:24	1
Acetone	ND		10		ug/L			11/03/20 18:24	1
Acrylonitrile	ND		10		ug/L			11/03/20 18:24	1
Benzene	ND		0.20		ug/L			11/03/20 18:24	1
Bromochloromethane	ND		0.20		ug/L			11/03/20 18:24	1
Bromodichloromethane	ND		0.20		ug/L			11/03/20 18:24	1
Bromoform	ND	*	0.50		ug/L			11/03/20 18:24	1
Bromomethane	ND		0.50		ug/L			11/03/20 18:24	1
Carbon disulfide	ND		0.30		ug/L			11/03/20 18:24	1
Carbon tetrachloride	ND		0.20		ug/L			11/03/20 18:24	1
Chlorobenzene	ND		0.20		ug/L			11/03/20 18:24	1
Chloroethane	ND		0.50		ug/L			11/03/20 18:24	1
Chloroform	ND		0.20		ug/L			11/03/20 18:24	1
Chloromethane	ND		0.50		ug/L			11/03/20 18:24	1
cis-1,2-Dichloroethene	ND		0.20		ug/L			11/03/20 18:24	1
cis-1,3-Dichloropropene	ND		0.20		ug/L			11/03/20 18:24	1
Dibromochloromethane	ND		0.20		ug/L			11/03/20 18:24	1
Dibromomethane	ND		0.20		ug/L			11/03/20 18:24	1
Ethylbenzene	ND		0.20		ug/L			11/03/20 18:24	1
m,p-Xylene	ND		0.50		ug/L			11/03/20 18:24	1
Methyl iodide	ND	*1	0.50		ug/L			11/03/20 18:24	1
Methylene Chloride	ND		5.0		ug/L			11/03/20 18:24	1
o-Xylene	ND		0.50		ug/L			11/03/20 18:24	1
Styrene	ND		1.0		ug/L			11/03/20 18:24	1
Tetrachloroethene	ND		0.50		ug/L			11/03/20 18:24	1
Toluene	ND		0.20		ug/L			11/03/20 18:24	1
trans-1,2-Dichloroethene	ND		0.20		ug/L			11/03/20 18:24	1
trans-1,3-Dichloropropene	ND		0.20		ug/L			11/03/20 18:24	1
trans-1,4-Dichloro-2-butene	ND		2.0		ug/L			11/03/20 18:24	1
Trichloroethene	ND		0.20		ug/L			11/03/20 18:24	1
Trichlorofluoromethane	ND		0.50		ug/L			11/03/20 18:24	1
Vinyl acetate	ND		2.0		ug/L			11/03/20 18:24	1
Vinyl chloride	ND		0.020		ug/L			11/03/20 18:24	1

Eurofins TestAmerica, Seattle

# Client Sample Results

Client: SCS Engineers  
Project/Site: Coupeville Solid Waste Facility Groundwa

Job ID: 580-98647-1

**Client Sample ID: 1020-29**

**Lab Sample ID: 580-98647-6**

Date Collected: 10/29/20 13:10

Matrix: Water

Date Received: 10/30/20 14:15

Surrogate	%Recovery	Qualifier	Limits	Prepared	Analyzed	Dil Fac
1,2-Dichloroethane-d4 (Surr)	116		80 - 120		11/03/20 18:24	1
4-Bromofluorobenzene (Surr)	88		80 - 120		11/03/20 18:24	1
Dibromofluoromethane (Surr)	109		80 - 120		11/03/20 18:24	1
Toluene-d8 (Surr)	102		80 - 120		11/03/20 18:24	1

## Method: 6010D - Metals (ICP) - Dissolved

Analyte	Result	Qualifier	RL	MDL	Unit	D	Prepared	Analyzed	Dil Fac
Calcium	78		1.1		mg/L		11/03/20 07:56	11/03/20 17:51	1
Iron	ND		0.30		mg/L		11/03/20 07:56	11/03/20 17:51	1
Magnesium	29		1.1		mg/L		11/03/20 07:56	11/03/20 17:51	1
Manganese	0.026		0.020		mg/L		11/03/20 07:56	11/03/20 17:51	1
Potassium	6.3		3.3		mg/L		11/03/20 07:56	11/03/20 17:51	1
Sodium	20		2.0		mg/L		11/03/20 07:56	11/03/20 17:51	1

## Method: 6020B - Metals (ICP/MS) - Total Recoverable

Analyte	Result	Qualifier	RL	MDL	Unit	D	Prepared	Analyzed	Dil Fac
Arsenic	0.0086		0.0010		mg/L		11/07/20 11:06	11/09/20 22:46	1
Antimony	ND		0.00080		mg/L		11/07/20 11:06	11/09/20 22:46	1
Barium	0.034		0.0012		mg/L		11/07/20 11:06	11/09/20 22:46	1
Beryllium	ND		0.00040		mg/L		11/07/20 11:06	11/09/20 22:46	1
Cadmium	ND		0.00080		mg/L		11/07/20 11:06	11/09/20 22:46	1
Chromium	ND		0.00080		mg/L		11/07/20 11:06	11/09/20 22:46	1
Cobalt	ND		0.00040		mg/L		11/07/20 11:06	11/09/20 22:46	1
Copper	ND		0.0020		mg/L		11/07/20 11:06	11/09/20 22:46	1
Lead	ND		0.00080		mg/L		11/07/20 11:06	11/09/20 22:46	1
Nickel	ND		0.0030		mg/L		11/07/20 11:06	11/09/20 22:46	1
Selenium	ND		0.0080		mg/L		11/07/20 11:06	11/09/20 22:46	1
Silver	ND		0.00040		mg/L		11/07/20 11:06	11/09/20 22:46	1
Thallium	ND		0.0010		mg/L		11/07/20 11:06	11/09/20 22:46	1
Vanadium	ND		0.0040		mg/L		11/07/20 11:06	11/09/20 22:46	1
Zinc	ND		0.0070		mg/L		11/07/20 11:06	11/09/20 22:46	1

## General Chemistry

Analyte	Result	Qualifier	RL	MDL	Unit	D	Prepared	Analyzed	Dil Fac
Fluoride	0.25		0.20		mg/L			10/30/20 17:47	1
Nitrate Nitrite as N	ND		0.40		mg/L			10/30/20 17:47	1
Chloride	38		0.90		mg/L			10/30/20 17:47	1
Sulfate	24		1.2		mg/L			10/30/20 17:47	1
Ammonia	ND		0.50		mg/L		11/05/20 12:05	11/06/20 13:34	1
Total Organic Carbon	2.6		1.5		mg/L			11/09/20 22:31	1
Analyte	Result	Qualifier	RL	RL	Unit	D	Prepared	Analyzed	Dil Fac
Alkalinity	250		5.0		mg/L			11/02/20 13:14	1
Bicarbonate Alkalinity as CaCO3	250		5.0		mg/L			11/02/20 13:14	1
Carbonate Alkalinity as CaCO3	ND		5.0		mg/L			11/02/20 13:14	1
Hydroxide Alkalinity as CaCO3	ND		5.0		mg/L			11/02/20 13:14	1
Total Dissolved Solids	350		10		mg/L			11/02/20 14:22	1
Chemical Oxygen Demand	ND		10		mg/L		11/04/20 12:23	11/04/20 17:32	1

# Client Sample Results

Client: SCS Engineers  
 Project/Site: Coupeville Solid Waste Facility Groundwa

Job ID: 580-98647-1

**Client Sample ID: 1020-18**

**Lab Sample ID: 580-98647-7**

Date Collected: 10/29/20 14:35

Matrix: Water

Date Received: 10/30/20 14:15

**Method: 8260C LL - Volatile Organic Compounds by GC/MS**

Analyte	Result	Qualifier	RL	MDL	Unit	D	Prepared	Analyzed	Dil Fac
1,1,1,2-Tetrachloroethane	ND		0.30		ug/L			11/03/20 18:49	1
<b>1,1,1-Trichloroethane</b>	<b>0.46</b>		0.20		ug/L			11/03/20 18:49	1
1,1,2,2-Tetrachloroethane	ND *		0.20		ug/L			11/03/20 18:49	1
1,1,2-Trichloroethane	ND		0.20		ug/L			11/03/20 18:49	1
<b>1,1-Dichloroethane</b>	<b>0.41</b>		0.20		ug/L			11/03/20 18:49	1
1,1-Dichloroethene	ND		0.20		ug/L			11/03/20 18:49	1
1,2,3-Trichloropropane	ND		0.20		ug/L			11/03/20 18:49	1
1,2-Dibromo-3-Chloropropane	ND *		2.0		ug/L			11/03/20 18:49	1
1,2-Dibromoethane	ND		0.10		ug/L			11/03/20 18:49	1
1,2-Dichlorobenzene	ND		0.30		ug/L			11/03/20 18:49	1
1,2-Dichloroethane	ND		0.20		ug/L			11/03/20 18:49	1
1,2-Dichloropropane	ND		0.20		ug/L			11/03/20 18:49	1
1,4-Dichlorobenzene	ND		0.30		ug/L			11/03/20 18:49	1
2-Butanone	ND		10		ug/L			11/03/20 18:49	1
2-Hexanone	ND		3.0		ug/L			11/03/20 18:49	1
4-Methyl-2-pentanone	ND		10		ug/L			11/03/20 18:49	1
Acetone	ND		10		ug/L			11/03/20 18:49	1
Acrylonitrile	ND		10		ug/L			11/03/20 18:49	1
Benzene	ND		0.20		ug/L			11/03/20 18:49	1
Bromochloromethane	ND		0.20		ug/L			11/03/20 18:49	1
Bromodichloromethane	ND		0.20		ug/L			11/03/20 18:49	1
Bromoform	ND *		0.50		ug/L			11/03/20 18:49	1
Bromomethane	ND		0.50		ug/L			11/03/20 18:49	1
Carbon disulfide	ND		0.30		ug/L			11/03/20 18:49	1
Carbon tetrachloride	ND		0.20		ug/L			11/03/20 18:49	1
Chlorobenzene	ND		0.20		ug/L			11/03/20 18:49	1
Chloroethane	ND		0.50		ug/L			11/03/20 18:49	1
Chloroform	ND		0.20		ug/L			11/03/20 18:49	1
Chloromethane	ND		0.50		ug/L			11/03/20 18:49	1
cis-1,2-Dichloroethene	ND		0.20		ug/L			11/03/20 18:49	1
cis-1,3-Dichloropropene	ND		0.20		ug/L			11/03/20 18:49	1
Dibromochloromethane	ND		0.20		ug/L			11/03/20 18:49	1
Dibromomethane	ND		0.20		ug/L			11/03/20 18:49	1
Ethylbenzene	ND		0.20		ug/L			11/03/20 18:49	1
m,p-Xylene	ND		0.50		ug/L			11/03/20 18:49	1
Methyl iodide	ND *1		0.50		ug/L			11/03/20 18:49	1
Methylene Chloride	ND		5.0		ug/L			11/03/20 18:49	1
o-Xylene	ND		0.50		ug/L			11/03/20 18:49	1
Styrene	ND		1.0		ug/L			11/03/20 18:49	1
Tetrachloroethene	ND		0.50		ug/L			11/03/20 18:49	1
Toluene	ND		0.20		ug/L			11/03/20 18:49	1
trans-1,2-Dichloroethene	ND		0.20		ug/L			11/03/20 18:49	1
trans-1,3-Dichloropropene	ND		0.20		ug/L			11/03/20 18:49	1
trans-1,4-Dichloro-2-butene	ND		2.0		ug/L			11/03/20 18:49	1
Trichloroethene	ND		0.20		ug/L			11/03/20 18:49	1
<b>Trichlorofluoromethane</b>	<b>3.9</b>		0.50		ug/L			11/03/20 18:49	1
Vinyl acetate	ND		2.0		ug/L			11/03/20 18:49	1
<b>Vinyl chloride</b>	<b>0.083</b>		0.020		ug/L			11/03/20 18:49	1

Eurofins TestAmerica, Seattle

# Client Sample Results

Client: SCS Engineers  
Project/Site: Coupeville Solid Waste Facility Groundwa

Job ID: 580-98647-1

**Client Sample ID: 1020-18**

**Lab Sample ID: 580-98647-7**

Date Collected: 10/29/20 14:35

Matrix: Water

Date Received: 10/30/20 14:15

Surrogate	%Recovery	Qualifier	Limits	Prepared	Analyzed	Dil Fac
1,2-Dichloroethane-d4 (Surr)	113		80 - 120		11/03/20 18:49	1
4-Bromofluorobenzene (Surr)	88		80 - 120		11/03/20 18:49	1
Dibromofluoromethane (Surr)	108		80 - 120		11/03/20 18:49	1
Toluene-d8 (Surr)	101		80 - 120		11/03/20 18:49	1

## Method: 6010D - Metals (ICP) - Dissolved

Analyte	Result	Qualifier	RL	MDL	Unit	D	Prepared	Analyzed	Dil Fac
Calcium	130		1.1		mg/L		11/03/20 07:56	11/03/20 17:55	1
Iron	ND		0.30		mg/L		11/03/20 07:56	11/03/20 17:55	1
Magnesium	69		1.1		mg/L		11/03/20 07:56	11/03/20 17:55	1
Manganese	ND		0.020		mg/L		11/03/20 07:56	11/03/20 17:55	1
Potassium	9.0		3.3		mg/L		11/03/20 07:56	11/03/20 17:55	1
Sodium	26		2.0		mg/L		11/03/20 07:56	11/03/20 17:55	1

## Method: 6020B - Metals (ICP/MS) - Total Recoverable

Analyte	Result	Qualifier	RL	MDL	Unit	D	Prepared	Analyzed	Dil Fac
Arsenic	0.0011		0.0010		mg/L		11/07/20 11:06	11/09/20 22:50	1
Antimony	ND		0.00080		mg/L		11/07/20 11:06	11/09/20 22:50	1
Barium	0.049		0.0012		mg/L		11/07/20 11:06	11/09/20 22:50	1
Beryllium	ND		0.00040		mg/L		11/07/20 11:06	11/09/20 22:50	1
Cadmium	ND		0.00080		mg/L		11/07/20 11:06	11/09/20 22:50	1
Chromium	0.0018		0.00080		mg/L		11/07/20 11:06	11/09/20 22:50	1
Cobalt	ND		0.00040		mg/L		11/07/20 11:06	11/09/20 22:50	1
Copper	ND		0.0020		mg/L		11/07/20 11:06	11/09/20 22:50	1
Lead	ND		0.00080		mg/L		11/07/20 11:06	11/09/20 22:50	1
Nickel	0.0050		0.0030		mg/L		11/07/20 11:06	11/09/20 22:50	1
Selenium	ND		0.0080		mg/L		11/07/20 11:06	11/09/20 22:50	1
Silver	ND		0.00040		mg/L		11/07/20 11:06	11/09/20 22:50	1
Thallium	ND		0.0010		mg/L		11/07/20 11:06	11/09/20 22:50	1
Vanadium	0.0043		0.0040		mg/L		11/07/20 11:06	11/09/20 22:50	1
Zinc	ND		0.0070		mg/L		11/07/20 11:06	11/09/20 22:50	1

## General Chemistry

Analyte	Result	Qualifier	RL	MDL	Unit	D	Prepared	Analyzed	Dil Fac
Fluoride	1.1		0.20		mg/L			10/30/20 17:59	1
Nitrate Nitrite as N	6.9		0.40		mg/L			10/30/20 17:59	1
Chloride	21		0.90		mg/L			10/30/20 17:59	1
Sulfate	51		1.2		mg/L			10/30/20 17:59	1
Ammonia	0.50		0.50		mg/L		11/05/20 12:05	11/06/20 13:34	1
Total Organic Carbon	4.7		1.5		mg/L			11/09/20 22:47	1
Analyte	Result	Qualifier	RL	RL	Unit	D	Prepared	Analyzed	Dil Fac
Alkalinity	490		5.0		mg/L			11/02/20 13:14	1
Bicarbonate Alkalinity as CaCO3	490		5.0		mg/L			11/02/20 13:14	1
Carbonate Alkalinity as CaCO3	ND		5.0		mg/L			11/02/20 13:14	1
Hydroxide Alkalinity as CaCO3	ND		5.0		mg/L			11/02/20 13:14	1
Total Dissolved Solids	610		10		mg/L			11/02/20 14:22	1
Chemical Oxygen Demand	ND		10		mg/L		11/04/20 12:23	11/04/20 17:32	1

# Client Sample Results

Client: SCS Engineers  
 Project/Site: Coupeville Solid Waste Facility Groundwa

Job ID: 580-98647-1

**Client Sample ID: 1020-20**

**Lab Sample ID: 580-98647-8**

Date Collected: 10/29/20 13:30

Matrix: Water

Date Received: 10/30/20 14:15

**Method: 8260C LL - Volatile Organic Compounds by GC/MS**

Analyte	Result	Qualifier	RL	MDL	Unit	D	Prepared	Analyzed	Dil Fac
1,1,1,2-Tetrachloroethane	ND		0.30		ug/L			11/03/20 19:14	1
1,1,1-Trichloroethane	ND		0.20		ug/L			11/03/20 19:14	1
1,1,2,2-Tetrachloroethane	ND	*	0.20		ug/L			11/03/20 19:14	1
1,1,2-Trichloroethane	ND		0.20		ug/L			11/03/20 19:14	1
1,1-Dichloroethane	ND		0.20		ug/L			11/03/20 19:14	1
1,1-Dichloroethene	ND		0.20		ug/L			11/03/20 19:14	1
1,2,3-Trichloropropane	ND		0.20		ug/L			11/03/20 19:14	1
1,2-Dibromo-3-Chloropropane	ND	*	2.0		ug/L			11/03/20 19:14	1
1,2-Dibromoethane	ND		0.10		ug/L			11/03/20 19:14	1
1,2-Dichlorobenzene	ND		0.30		ug/L			11/03/20 19:14	1
1,2-Dichloroethane	ND		0.20		ug/L			11/03/20 19:14	1
1,2-Dichloropropane	ND		0.20		ug/L			11/03/20 19:14	1
1,4-Dichlorobenzene	ND		0.30		ug/L			11/03/20 19:14	1
2-Butanone	ND		10		ug/L			11/03/20 19:14	1
2-Hexanone	ND		3.0		ug/L			11/03/20 19:14	1
4-Methyl-2-pentanone	ND		10		ug/L			11/03/20 19:14	1
Acetone	ND		10		ug/L			11/03/20 19:14	1
Acrylonitrile	ND		10		ug/L			11/03/20 19:14	1
Benzene	ND		0.20		ug/L			11/03/20 19:14	1
Bromochloromethane	ND		0.20		ug/L			11/03/20 19:14	1
Bromodichloromethane	ND		0.20		ug/L			11/03/20 19:14	1
Bromoform	ND	*	0.50		ug/L			11/03/20 19:14	1
Bromomethane	ND		0.50		ug/L			11/03/20 19:14	1
Carbon disulfide	ND		0.30		ug/L			11/03/20 19:14	1
Carbon tetrachloride	ND		0.20		ug/L			11/03/20 19:14	1
Chlorobenzene	ND		0.20		ug/L			11/03/20 19:14	1
Chloroethane	ND		0.50		ug/L			11/03/20 19:14	1
Chloroform	ND		0.20		ug/L			11/03/20 19:14	1
Chloromethane	ND		0.50		ug/L			11/03/20 19:14	1
cis-1,2-Dichloroethene	ND		0.20		ug/L			11/03/20 19:14	1
cis-1,3-Dichloropropene	ND		0.20		ug/L			11/03/20 19:14	1
Dibromochloromethane	ND		0.20		ug/L			11/03/20 19:14	1
Dibromomethane	ND		0.20		ug/L			11/03/20 19:14	1
Ethylbenzene	ND		0.20		ug/L			11/03/20 19:14	1
m,p-Xylene	ND		0.50		ug/L			11/03/20 19:14	1
Methyl iodide	ND	*1	0.50		ug/L			11/03/20 19:14	1
Methylene Chloride	ND		5.0		ug/L			11/03/20 19:14	1
o-Xylene	ND		0.50		ug/L			11/03/20 19:14	1
Styrene	ND		1.0		ug/L			11/03/20 19:14	1
Tetrachloroethene	ND		0.50		ug/L			11/03/20 19:14	1
Toluene	ND		0.20		ug/L			11/03/20 19:14	1
trans-1,2-Dichloroethene	ND		0.20		ug/L			11/03/20 19:14	1
trans-1,3-Dichloropropene	ND		0.20		ug/L			11/03/20 19:14	1
trans-1,4-Dichloro-2-butene	ND		2.0		ug/L			11/03/20 19:14	1
Trichloroethene	ND		0.20		ug/L			11/03/20 19:14	1
<b>Trichlorofluoromethane</b>	<b>1.4</b>		0.50		ug/L			11/03/20 19:14	1
Vinyl acetate	ND		2.0		ug/L			11/03/20 19:14	1
Vinyl chloride	ND		0.020		ug/L			11/03/20 19:14	1

# Client Sample Results

Client: SCS Engineers  
Project/Site: Coupeville Solid Waste Facility Groundwa

Job ID: 580-98647-1

**Client Sample ID: 1020-20**

**Lab Sample ID: 580-98647-8**

Date Collected: 10/29/20 13:30

Matrix: Water

Date Received: 10/30/20 14:15

Surrogate	%Recovery	Qualifier	Limits	Prepared	Analyzed	Dil Fac
1,2-Dichloroethane-d4 (Surr)	115		80 - 120		11/03/20 19:14	1
4-Bromofluorobenzene (Surr)	87		80 - 120		11/03/20 19:14	1
Dibromofluoromethane (Surr)	106		80 - 120		11/03/20 19:14	1
Toluene-d8 (Surr)	101		80 - 120		11/03/20 19:14	1

## Method: 6010D - Metals (ICP) - Dissolved

Analyte	Result	Qualifier	RL	MDL	Unit	D	Prepared	Analyzed	Dil Fac
Calcium	140		1.1		mg/L		11/03/20 07:56	11/03/20 17:58	1
Iron	ND		0.30		mg/L		11/03/20 07:56	11/03/20 17:58	1
Magnesium	51		1.1		mg/L		11/03/20 07:56	11/03/20 17:58	1
Manganese	ND		0.020		mg/L		11/03/20 07:56	11/03/20 17:58	1
Potassium	6.2		3.3		mg/L		11/03/20 07:56	11/03/20 17:58	1
Sodium	27		2.0		mg/L		11/03/20 07:56	11/03/20 17:58	1

## Method: 6020B - Metals (ICP/MS) - Total Recoverable

Analyte	Result	Qualifier	RL	MDL	Unit	D	Prepared	Analyzed	Dil Fac
Arsenic	0.0025		0.0010		mg/L		11/07/20 11:06	11/09/20 22:54	1
Antimony	ND		0.00080		mg/L		11/07/20 11:06	11/09/20 22:54	1
Barium	0.040		0.0012		mg/L		11/07/20 11:06	11/09/20 22:54	1
Beryllium	ND		0.00040		mg/L		11/07/20 11:06	11/09/20 22:54	1
Cadmium	ND		0.00080		mg/L		11/07/20 11:06	11/09/20 22:54	1
Chromium	0.012		0.00080		mg/L		11/07/20 11:06	11/09/20 22:54	1
Cobalt	ND		0.00040		mg/L		11/07/20 11:06	11/09/20 22:54	1
Copper	ND		0.0020		mg/L		11/07/20 11:06	11/09/20 22:54	1
Lead	0.0015		0.00080		mg/L		11/07/20 11:06	11/09/20 22:54	1
Nickel	0.0031		0.0030		mg/L		11/07/20 11:06	11/09/20 22:54	1
Selenium	ND		0.0080		mg/L		11/07/20 11:06	11/09/20 22:54	1
Silver	ND		0.00040		mg/L		11/07/20 11:06	11/09/20 22:54	1
Thallium	ND		0.0010		mg/L		11/07/20 11:06	11/09/20 22:54	1
Vanadium	0.0058		0.0040		mg/L		11/07/20 11:06	11/09/20 22:54	1
Zinc	ND		0.0070		mg/L		11/07/20 11:06	11/09/20 22:54	1

## General Chemistry

Analyte	Result	Qualifier	RL	MDL	Unit	D	Prepared	Analyzed	Dil Fac
Fluoride	0.34		0.20		mg/L			10/30/20 18:10	1
Nitrate Nitrite as N	6.8		0.40		mg/L			10/30/20 18:10	1
Chloride	31		0.90		mg/L			10/30/20 18:10	1
Sulfate	43		1.2		mg/L			10/30/20 18:10	1
Ammonia	ND		0.50		mg/L		11/10/20 12:22	11/11/20 14:37	1
Total Organic Carbon	4.0		1.5		mg/L			11/06/20 01:40	1
Analyte	Result	Qualifier	RL	RL	Unit	D	Prepared	Analyzed	Dil Fac
Alkalinity	420		5.0		mg/L			11/02/20 13:14	1
Bicarbonate Alkalinity as CaCO3	420		5.0		mg/L			11/02/20 13:14	1
Carbonate Alkalinity as CaCO3	ND		5.0		mg/L			11/02/20 13:14	1
Hydroxide Alkalinity as CaCO3	ND		5.0		mg/L			11/02/20 13:14	1
Total Dissolved Solids	530		10		mg/L			11/02/20 14:22	1
Chemical Oxygen Demand	ND		10		mg/L		11/04/20 12:23	11/04/20 17:32	1

# Client Sample Results

Client: SCS Engineers  
 Project/Site: Coupeville Solid Waste Facility Groundwa

Job ID: 580-98647-1

**Client Sample ID: 1020-17**

**Lab Sample ID: 580-98647-9**

**Date Collected: 10/29/20 14:15**

**Matrix: Water**

**Date Received: 10/30/20 14:15**

**Method: 8260C LL - Volatile Organic Compounds by GC/MS**

Analyte	Result	Qualifier	RL	MDL	Unit	D	Prepared	Analyzed	Dil Fac
1,1,1,2-Tetrachloroethane	ND		0.30		ug/L			11/03/20 19:38	1
1,1,1-Trichloroethane	ND		0.20		ug/L			11/03/20 19:38	1
1,1,2,2-Tetrachloroethane	ND	*	0.20		ug/L			11/03/20 19:38	1
1,1,2-Trichloroethane	ND		0.20		ug/L			11/03/20 19:38	1
1,1-Dichloroethane	ND		0.20		ug/L			11/03/20 19:38	1
1,1-Dichloroethene	ND		0.20		ug/L			11/03/20 19:38	1
1,2,3-Trichloropropane	ND		0.20		ug/L			11/03/20 19:38	1
1,2-Dibromo-3-Chloropropane	ND	*	2.0		ug/L			11/03/20 19:38	1
1,2-Dibromoethane	ND		0.10		ug/L			11/03/20 19:38	1
1,2-Dichlorobenzene	ND		0.30		ug/L			11/03/20 19:38	1
1,2-Dichloroethane	ND		0.20		ug/L			11/03/20 19:38	1
1,2-Dichloropropane	ND		0.20		ug/L			11/03/20 19:38	1
1,4-Dichlorobenzene	ND		0.30		ug/L			11/03/20 19:38	1
2-Butanone	ND		10		ug/L			11/03/20 19:38	1
2-Hexanone	ND		3.0		ug/L			11/03/20 19:38	1
4-Methyl-2-pentanone	ND		10		ug/L			11/03/20 19:38	1
Acetone	ND		10		ug/L			11/03/20 19:38	1
Acrylonitrile	ND		10		ug/L			11/03/20 19:38	1
Benzene	ND		0.20		ug/L			11/03/20 19:38	1
Bromochloromethane	ND		0.20		ug/L			11/03/20 19:38	1
Bromodichloromethane	ND		0.20		ug/L			11/03/20 19:38	1
Bromoform	ND	*	0.50		ug/L			11/03/20 19:38	1
Bromomethane	ND		0.50		ug/L			11/03/20 19:38	1
Carbon disulfide	ND		0.30		ug/L			11/03/20 19:38	1
Carbon tetrachloride	ND		0.20		ug/L			11/03/20 19:38	1
Chlorobenzene	ND		0.20		ug/L			11/03/20 19:38	1
Chloroethane	ND		0.50		ug/L			11/03/20 19:38	1
Chloroform	ND		0.20		ug/L			11/03/20 19:38	1
Chloromethane	ND		0.50		ug/L			11/03/20 19:38	1
cis-1,2-Dichloroethene	ND		0.20		ug/L			11/03/20 19:38	1
cis-1,3-Dichloropropene	ND		0.20		ug/L			11/03/20 19:38	1
Dibromochloromethane	ND		0.20		ug/L			11/03/20 19:38	1
Dibromomethane	ND		0.20		ug/L			11/03/20 19:38	1
Ethylbenzene	ND		0.20		ug/L			11/03/20 19:38	1
m,p-Xylene	ND		0.50		ug/L			11/03/20 19:38	1
Methyl iodide	ND	*1	0.50		ug/L			11/03/20 19:38	1
Methylene Chloride	ND		5.0		ug/L			11/03/20 19:38	1
o-Xylene	ND		0.50		ug/L			11/03/20 19:38	1
Styrene	ND		1.0		ug/L			11/03/20 19:38	1
Tetrachloroethene	ND		0.50		ug/L			11/03/20 19:38	1
Toluene	ND		0.20		ug/L			11/03/20 19:38	1
trans-1,2-Dichloroethene	ND		0.20		ug/L			11/03/20 19:38	1
trans-1,3-Dichloropropene	ND		0.20		ug/L			11/03/20 19:38	1
trans-1,4-Dichloro-2-butene	ND		2.0		ug/L			11/03/20 19:38	1
Trichloroethene	ND		0.20		ug/L			11/03/20 19:38	1
<b>Trichlorofluoromethane</b>	<b>0.64</b>		0.50		ug/L			11/03/20 19:38	1
Vinyl acetate	ND		2.0		ug/L			11/03/20 19:38	1
<b>Vinyl chloride</b>	<b>0.027</b>		0.020		ug/L			11/03/20 19:38	1

# Client Sample Results

Client: SCS Engineers  
 Project/Site: Coupeville Solid Waste Facility Groundwa

Job ID: 580-98647-1

**Client Sample ID: 1020-17**

**Lab Sample ID: 580-98647-9**

**Date Collected: 10/29/20 14:15**

**Matrix: Water**

**Date Received: 10/30/20 14:15**

Surrogate	%Recovery	Qualifier	Limits	Prepared	Analyzed	Dil Fac
1,2-Dichloroethane-d4 (Surr)	113		80 - 120		11/03/20 19:38	1
4-Bromofluorobenzene (Surr)	87		80 - 120		11/03/20 19:38	1
Dibromofluoromethane (Surr)	108		80 - 120		11/03/20 19:38	1
Toluene-d8 (Surr)	102		80 - 120		11/03/20 19:38	1

### Method: 6010D - Metals (ICP) - Dissolved

Analyte	Result	Qualifier	RL	MDL	Unit	D	Prepared	Analyzed	Dil Fac
<b>Calcium</b>	<b>120</b>		1.1		mg/L		11/03/20 07:56	11/03/20 18:08	1
Iron	ND		0.30		mg/L		11/03/20 07:56	11/03/20 18:08	1
<b>Magnesium</b>	<b>77</b>		1.1		mg/L		11/03/20 07:56	11/03/20 18:08	1
Manganese	ND		0.020		mg/L		11/03/20 07:56	11/03/20 18:08	1
<b>Potassium</b>	<b>8.5</b>		3.3		mg/L		11/03/20 07:56	11/03/20 18:08	1
<b>Sodium</b>	<b>37</b>		2.0		mg/L		11/03/20 07:56	11/03/20 18:08	1

### Method: 6020B - Metals (ICP/MS) - Total Recoverable

Analyte	Result	Qualifier	RL	MDL	Unit	D	Prepared	Analyzed	Dil Fac
<b>Arsenic</b>	<b>0.0032</b>		0.0010		mg/L		11/07/20 11:06	11/09/20 22:58	1
Antimony	ND		0.00080		mg/L		11/07/20 11:06	11/09/20 22:58	1
<b>Barium</b>	<b>0.033</b>		0.0012		mg/L		11/07/20 11:06	11/09/20 22:58	1
Beryllium	ND		0.00040		mg/L		11/07/20 11:06	11/09/20 22:58	1
Cadmium	ND		0.00080		mg/L		11/07/20 11:06	11/09/20 22:58	1
Chromium	ND		0.00080		mg/L		11/07/20 11:06	11/09/20 22:58	1
Cobalt	ND		0.00040		mg/L		11/07/20 11:06	11/09/20 22:58	1
Copper	ND		0.0020		mg/L		11/07/20 11:06	11/09/20 22:58	1
Lead	ND		0.00080		mg/L		11/07/20 11:06	11/09/20 22:58	1
<b>Nickel</b>	<b>0.0051</b>		0.0030		mg/L		11/07/20 11:06	11/09/20 22:58	1
Selenium	ND		0.0080		mg/L		11/07/20 11:06	11/09/20 22:58	1
Silver	ND		0.00040		mg/L		11/07/20 11:06	11/09/20 22:58	1
Thallium	ND		0.0010		mg/L		11/07/20 11:06	11/09/20 22:58	1
Vanadium	ND		0.0040		mg/L		11/07/20 11:06	11/09/20 22:58	1
Zinc	ND		0.0070		mg/L		11/07/20 11:06	11/09/20 22:58	1

### General Chemistry

Analyte	Result	Qualifier	RL	MDL	Unit	D	Prepared	Analyzed	Dil Fac
<b>Fluoride</b>	<b>1.0</b>		0.20		mg/L			10/30/20 18:22	1
<b>Nitrate Nitrite as N</b>	<b>3.5</b>		0.40		mg/L			10/30/20 18:22	1
<b>Chloride</b>	<b>70</b>		0.90		mg/L			10/30/20 18:22	1
<b>Sulfate</b>	<b>71</b>		1.2		mg/L			10/30/20 18:22	1
Ammonia	ND		0.50		mg/L		11/10/20 12:22	11/11/20 14:37	1
<b>Total Organic Carbon</b>	<b>5.8</b>		1.5		mg/L			11/06/20 02:45	1
Analyte	Result	Qualifier	RL	RL	Unit	D	Prepared	Analyzed	Dil Fac
<b>Alkalinity</b>	<b>460</b>		5.0		mg/L			11/02/20 13:14	1
<b>Bicarbonate Alkalinity as CaCO3</b>	<b>460</b>		5.0		mg/L			11/02/20 13:14	1
Carbonate Alkalinity as CaCO3	ND		5.0		mg/L			11/02/20 13:14	1
Hydroxide Alkalinity as CaCO3	ND		5.0		mg/L			11/02/20 13:14	1
<b>Total Dissolved Solids</b>	<b>650</b>		10		mg/L			11/02/20 14:22	1
Chemical Oxygen Demand	ND		10		mg/L		11/04/20 12:23	11/04/20 17:32	1

# Client Sample Results

Client: SCS Engineers  
 Project/Site: Coupeville Solid Waste Facility Groundwa

Job ID: 580-98647-1

**Client Sample ID: 1020-28**

**Lab Sample ID: 580-98647-10**

Date Collected: 10/29/20 14:20

Matrix: Water

Date Received: 10/30/20 14:15

**Method: 8260C LL - Volatile Organic Compounds by GC/MS**

Analyte	Result	Qualifier	RL	MDL	Unit	D	Prepared	Analyzed	Dil Fac
1,1,1,2-Tetrachloroethane	ND		0.30		ug/L			11/03/20 16:02	1
1,1,1-Trichloroethane	ND		0.20		ug/L			11/03/20 16:02	1
1,1,2,2-Tetrachloroethane	ND		0.20		ug/L			11/03/20 16:02	1
1,1,2-Trichloroethane	ND		0.20		ug/L			11/03/20 16:02	1
1,1-Dichloroethane	ND		0.20		ug/L			11/03/20 16:02	1
1,1-Dichloroethene	ND		0.20		ug/L			11/03/20 16:02	1
1,2,3-Trichloropropane	ND		0.20		ug/L			11/03/20 16:02	1
1,2-Dibromo-3-Chloropropane	ND		2.0		ug/L			11/03/20 16:02	1
1,2-Dibromoethane	ND		0.10		ug/L			11/03/20 16:02	1
1,2-Dichlorobenzene	ND		0.30		ug/L			11/03/20 16:02	1
1,2-Dichloroethane	ND		0.20		ug/L			11/03/20 16:02	1
1,2-Dichloropropane	ND		0.20		ug/L			11/03/20 16:02	1
1,4-Dichlorobenzene	ND		0.30		ug/L			11/03/20 16:02	1
2-Butanone	ND		10		ug/L			11/03/20 16:02	1
2-Hexanone	ND	*1	3.0		ug/L			11/03/20 16:02	1
4-Methyl-2-pentanone	ND		10		ug/L			11/03/20 16:02	1
Acetone	ND		10		ug/L			11/03/20 16:02	1
Acrylonitrile	ND		10		ug/L			11/03/20 16:02	1
Benzene	ND		0.20		ug/L			11/03/20 16:02	1
Bromochloromethane	ND		0.20		ug/L			11/03/20 16:02	1
Bromodichloromethane	ND		0.20		ug/L			11/03/20 16:02	1
Bromoform	ND		0.50		ug/L			11/03/20 16:02	1
Bromomethane	ND		0.50		ug/L			11/03/20 16:02	1
Carbon disulfide	ND		0.30		ug/L			11/03/20 16:02	1
Carbon tetrachloride	ND		0.20		ug/L			11/03/20 16:02	1
Chlorobenzene	ND		0.20		ug/L			11/03/20 16:02	1
Chloroethane	ND		0.50		ug/L			11/03/20 16:02	1
Chloroform	ND		0.20		ug/L			11/03/20 16:02	1
Chloromethane	ND		0.50		ug/L			11/03/20 16:02	1
cis-1,2-Dichloroethene	ND		0.20		ug/L			11/03/20 16:02	1
cis-1,3-Dichloropropene	ND		0.20		ug/L			11/03/20 16:02	1
Dibromochloromethane	ND		0.20		ug/L			11/03/20 16:02	1
Dibromomethane	ND		0.20		ug/L			11/03/20 16:02	1
Ethylbenzene	ND		0.20		ug/L			11/03/20 16:02	1
m,p-Xylene	ND		0.50		ug/L			11/03/20 16:02	1
Methyl iodide	ND		0.50		ug/L			11/03/20 16:02	1
Methylene Chloride	ND		5.0		ug/L			11/03/20 16:02	1
o-Xylene	ND		0.50		ug/L			11/03/20 16:02	1
Styrene	ND		1.0		ug/L			11/03/20 16:02	1
Tetrachloroethene	ND		0.50		ug/L			11/03/20 16:02	1
Toluene	ND		0.20		ug/L			11/03/20 16:02	1
trans-1,2-Dichloroethene	ND		0.20		ug/L			11/03/20 16:02	1
trans-1,3-Dichloropropene	ND		0.20		ug/L			11/03/20 16:02	1
trans-1,4-Dichloro-2-butene	ND		2.0		ug/L			11/03/20 16:02	1
Trichloroethene	ND		0.20		ug/L			11/03/20 16:02	1
<b>Trichlorofluoromethane</b>	<b>0.71</b>		0.50		ug/L			11/03/20 16:02	1
Vinyl acetate	ND		2.0		ug/L			11/03/20 16:02	1
<b>Vinyl chloride</b>	<b>0.027</b>		0.020		ug/L			11/03/20 16:02	1

# Client Sample Results

Client: SCS Engineers  
Project/Site: Coupeville Solid Waste Facility Groundwa

Job ID: 580-98647-1

**Client Sample ID: 1020-28**

**Lab Sample ID: 580-98647-10**

Date Collected: 10/29/20 14:20

Matrix: Water

Date Received: 10/30/20 14:15

Surrogate	%Recovery	Qualifier	Limits	Prepared	Analyzed	Dil Fac
1,2-Dichloroethane-d4 (Surr)	107		80 - 120		11/03/20 16:02	1
4-Bromofluorobenzene (Surr)	102		80 - 120		11/03/20 16:02	1
Dibromofluoromethane (Surr)	105		80 - 120		11/03/20 16:02	1
Toluene-d8 (Surr)	98		80 - 120		11/03/20 16:02	1

## Method: 6010D - Metals (ICP) - Dissolved

Analyte	Result	Qualifier	RL	MDL	Unit	D	Prepared	Analyzed	Dil Fac
Calcium	120		1.1		mg/L		11/03/20 07:56	11/03/20 18:12	1
Iron	ND		0.30		mg/L		11/03/20 07:56	11/03/20 18:12	1
Magnesium	77		1.1		mg/L		11/03/20 07:56	11/03/20 18:12	1
Manganese	ND		0.020		mg/L		11/03/20 07:56	11/03/20 18:12	1
Potassium	8.5		3.3		mg/L		11/03/20 07:56	11/03/20 18:12	1
Sodium	39		2.0		mg/L		11/03/20 07:56	11/03/20 18:12	1

## Method: 6020B - Metals (ICP/MS) - Total Recoverable

Analyte	Result	Qualifier	RL	MDL	Unit	D	Prepared	Analyzed	Dil Fac
Arsenic	0.0030		0.0010		mg/L		11/07/20 11:06	11/09/20 23:02	1
Antimony	ND		0.00080		mg/L		11/07/20 11:06	11/09/20 23:02	1
Barium	0.032		0.0012		mg/L		11/07/20 11:06	11/09/20 23:02	1
Beryllium	ND		0.00040		mg/L		11/07/20 11:06	11/09/20 23:02	1
Cadmium	ND		0.00080		mg/L		11/07/20 11:06	11/09/20 23:02	1
Chromium	ND		0.00080		mg/L		11/07/20 11:06	11/09/20 23:02	1
Cobalt	ND		0.00040		mg/L		11/07/20 11:06	11/09/20 23:02	1
Copper	ND		0.0020		mg/L		11/07/20 11:06	11/09/20 23:02	1
Lead	ND		0.00080		mg/L		11/07/20 11:06	11/09/20 23:02	1
Nickel	0.0049		0.0030		mg/L		11/07/20 11:06	11/09/20 23:02	1
Selenium	ND		0.0080		mg/L		11/07/20 11:06	11/09/20 23:02	1
Silver	ND		0.00040		mg/L		11/07/20 11:06	11/09/20 23:02	1
Thallium	ND		0.0010		mg/L		11/07/20 11:06	11/09/20 23:02	1
Vanadium	ND		0.0040		mg/L		11/07/20 11:06	11/09/20 23:02	1
Zinc	ND		0.0070		mg/L		11/07/20 11:06	11/09/20 23:02	1

## General Chemistry

Analyte	Result	Qualifier	RL	MDL	Unit	D	Prepared	Analyzed	Dil Fac
Fluoride	0.39		0.20		mg/L			10/30/20 18:34	1
Nitrate Nitrite as N	3.5		0.40		mg/L			10/30/20 18:34	1
Chloride	70		0.90		mg/L			10/30/20 18:34	1
Sulfate	71		1.2		mg/L			10/30/20 18:34	1
Ammonia	ND		0.50		mg/L		11/10/20 12:22	11/11/20 14:37	1
Total Organic Carbon	5.6		1.5		mg/L			11/06/20 03:01	1
Analyte	Result	Qualifier	RL	RL	Unit	D	Prepared	Analyzed	Dil Fac
Alkalinity	460		5.0		mg/L			11/02/20 13:14	1
Bicarbonate Alkalinity as CaCO3	460		5.0		mg/L			11/02/20 13:14	1
Carbonate Alkalinity as CaCO3	ND		5.0		mg/L			11/02/20 13:14	1
Hydroxide Alkalinity as CaCO3	ND		5.0		mg/L			11/02/20 13:14	1
Total Dissolved Solids	590		10		mg/L			11/02/20 14:22	1
Chemical Oxygen Demand	ND		10		mg/L		11/04/20 12:23	11/04/20 17:32	1

# Client Sample Results

Client: SCS Engineers  
 Project/Site: Coupeville Solid Waste Facility Groundwa

Job ID: 580-98647-1

**Client Sample ID: 1020-21**

**Lab Sample ID: 580-98647-11**

**Date Collected: 10/29/20 15:55**

**Matrix: Water**

**Date Received: 10/30/20 14:15**

**Method: 8260C LL - Volatile Organic Compounds by GC/MS**

Analyte	Result	Qualifier	RL	MDL	Unit	D	Prepared	Analyzed	Dil Fac
1,1,1,2-Tetrachloroethane	ND		0.30		ug/L			11/03/20 16:28	1
<b>1,1,1-Trichloroethane</b>	<b>0.44</b>		0.20		ug/L			11/03/20 16:28	1
1,1,2,2-Tetrachloroethane	ND		0.20		ug/L			11/03/20 16:28	1
1,1,2-Trichloroethane	ND		0.20		ug/L			11/03/20 16:28	1
1,1-Dichloroethane	ND		0.20		ug/L			11/03/20 16:28	1
1,1-Dichloroethene	ND		0.20		ug/L			11/03/20 16:28	1
1,2,3-Trichloropropane	ND		0.20		ug/L			11/03/20 16:28	1
1,2-Dibromo-3-Chloropropane	ND		2.0		ug/L			11/03/20 16:28	1
1,2-Dibromoethane	ND		0.10		ug/L			11/03/20 16:28	1
1,2-Dichlorobenzene	ND		0.30		ug/L			11/03/20 16:28	1
1,2-Dichloroethane	ND		0.20		ug/L			11/03/20 16:28	1
1,2-Dichloropropane	ND		0.20		ug/L			11/03/20 16:28	1
1,4-Dichlorobenzene	ND		0.30		ug/L			11/03/20 16:28	1
2-Butanone	ND		10		ug/L			11/03/20 16:28	1
2-Hexanone	ND	*1	3.0		ug/L			11/03/20 16:28	1
4-Methyl-2-pentanone	ND		10		ug/L			11/03/20 16:28	1
Acetone	ND		10		ug/L			11/03/20 16:28	1
Acrylonitrile	ND		10		ug/L			11/03/20 16:28	1
Benzene	ND		0.20		ug/L			11/03/20 16:28	1
Bromochloromethane	ND		0.20		ug/L			11/03/20 16:28	1
Bromodichloromethane	ND		0.20		ug/L			11/03/20 16:28	1
Bromoform	ND		0.50		ug/L			11/03/20 16:28	1
Bromomethane	ND		0.50		ug/L			11/03/20 16:28	1
Carbon disulfide	ND		0.30		ug/L			11/03/20 16:28	1
Carbon tetrachloride	ND		0.20		ug/L			11/03/20 16:28	1
Chlorobenzene	ND		0.20		ug/L			11/03/20 16:28	1
Chloroethane	ND		0.50		ug/L			11/03/20 16:28	1
Chloroform	ND		0.20		ug/L			11/03/20 16:28	1
Chloromethane	ND		0.50		ug/L			11/03/20 16:28	1
cis-1,2-Dichloroethene	ND		0.20		ug/L			11/03/20 16:28	1
cis-1,3-Dichloropropene	ND		0.20		ug/L			11/03/20 16:28	1
Dibromochloromethane	ND		0.20		ug/L			11/03/20 16:28	1
Dibromomethane	ND		0.20		ug/L			11/03/20 16:28	1
Ethylbenzene	ND		0.20		ug/L			11/03/20 16:28	1
m,p-Xylene	ND		0.50		ug/L			11/03/20 16:28	1
Methyl iodide	ND		0.50		ug/L			11/03/20 16:28	1
Methylene Chloride	ND		5.0		ug/L			11/03/20 16:28	1
o-Xylene	ND		0.50		ug/L			11/03/20 16:28	1
Styrene	ND		1.0		ug/L			11/03/20 16:28	1
Tetrachloroethene	ND		0.50		ug/L			11/03/20 16:28	1
Toluene	ND		0.20		ug/L			11/03/20 16:28	1
trans-1,2-Dichloroethene	ND		0.20		ug/L			11/03/20 16:28	1
trans-1,3-Dichloropropene	ND		0.20		ug/L			11/03/20 16:28	1
trans-1,4-Dichloro-2-butene	ND		2.0		ug/L			11/03/20 16:28	1
Trichloroethene	ND		0.20		ug/L			11/03/20 16:28	1
<b>Trichlorofluoromethane</b>	<b>2.9</b>		0.50		ug/L			11/03/20 16:28	1
Vinyl acetate	ND		2.0		ug/L			11/03/20 16:28	1
<b>Vinyl chloride</b>	<b>16</b>		0.020		ug/L			11/03/20 16:28	1

# Client Sample Results

Client: SCS Engineers  
 Project/Site: Coupeville Solid Waste Facility Groundwa

Job ID: 580-98647-1

**Client Sample ID: 1020-21**

**Lab Sample ID: 580-98647-11**

**Date Collected: 10/29/20 15:55**

**Matrix: Water**

**Date Received: 10/30/20 14:15**

Surrogate	%Recovery	Qualifier	Limits	Prepared	Analyzed	Dil Fac
1,2-Dichloroethane-d4 (Surr)	108		80 - 120		11/03/20 16:28	1
4-Bromofluorobenzene (Surr)	101		80 - 120		11/03/20 16:28	1
Dibromofluoromethane (Surr)	104		80 - 120		11/03/20 16:28	1
Toluene-d8 (Surr)	97		80 - 120		11/03/20 16:28	1

**Method: 6010D - Metals (ICP) - Dissolved**

Analyte	Result	Qualifier	RL	MDL	Unit	D	Prepared	Analyzed	Dil Fac
<b>Calcium</b>	<b>180</b>		1.1		mg/L		11/03/20 07:56	11/03/20 18:15	1
Iron	ND		0.30		mg/L		11/03/20 07:56	11/03/20 18:15	1
<b>Magnesium</b>	<b>90</b>		1.1		mg/L		11/03/20 07:56	11/03/20 18:15	1
<b>Manganese</b>	<b>0.053</b>		0.020		mg/L		11/03/20 07:56	11/03/20 18:15	1
<b>Potassium</b>	<b>8.4</b>		3.3		mg/L		11/03/20 07:56	11/03/20 18:15	1
<b>Sodium</b>	<b>32</b>		2.0		mg/L		11/03/20 07:56	11/03/20 18:15	1

**Method: 6020B - Metals (ICP/MS) - Total Recoverable**

Analyte	Result	Qualifier	RL	MDL	Unit	D	Prepared	Analyzed	Dil Fac
<b>Arsenic</b>	<b>0.0016</b>		0.0010		mg/L		11/09/20 17:22	11/10/20 15:46	1
Antimony	ND		0.00080		mg/L		11/09/20 17:22	11/10/20 15:46	1
<b>Barium</b>	<b>0.042</b>		0.0012		mg/L		11/09/20 17:22	11/10/20 15:46	1
Beryllium	ND		0.00040		mg/L		11/09/20 17:22	11/10/20 15:46	1
Cadmium	ND		0.00080		mg/L		11/09/20 17:22	11/10/20 15:46	1
Chromium	ND		0.00080		mg/L		11/09/20 17:22	11/10/20 15:46	1
Cobalt	ND		0.00040		mg/L		11/09/20 17:22	11/10/20 15:46	1
Copper	ND		0.0020		mg/L		11/09/20 17:22	11/10/20 15:46	1
Lead	ND		0.00080		mg/L		11/09/20 17:22	11/10/20 15:46	1
<b>Nickel</b>	<b>0.0066</b>		0.0030		mg/L		11/09/20 17:22	11/10/20 15:46	1
Selenium	ND		0.0080		mg/L		11/09/20 17:22	11/10/20 15:46	1
Silver	ND		0.00040		mg/L		11/09/20 17:22	11/10/20 15:46	1
Thallium	ND		0.0010		mg/L		11/09/20 17:22	11/10/20 15:46	1
<b>Vanadium</b>	<b>0.0052</b>		0.0040		mg/L		11/09/20 17:22	11/10/20 15:46	1
Zinc	ND		0.0070		mg/L		11/09/20 17:22	11/10/20 15:46	1

**General Chemistry**

Analyte	Result	Qualifier	RL	MDL	Unit	D	Prepared	Analyzed	Dil Fac
<b>Fluoride</b>	<b>0.96</b>		0.20		mg/L			10/30/20 19:09	1
<b>Nitrate Nitrite as N</b>	<b>6.9</b>		0.40		mg/L			10/30/20 19:09	1
<b>Chloride</b>	<b>34</b>		0.90		mg/L			10/30/20 19:09	1
<b>Sulfate</b>	<b>80</b>		1.2		mg/L			10/30/20 19:09	1
Ammonia	ND		0.50		mg/L		11/10/20 12:22	11/11/20 14:37	1
<b>Total Organic Carbon</b>	<b>7.9</b>		1.5		mg/L			11/06/20 03:16	1
Analyte	Result	Qualifier	RL	RL	Unit	D	Prepared	Analyzed	Dil Fac
<b>Alkalinity</b>	<b>650</b>		5.0		mg/L			11/02/20 13:14	1
<b>Bicarbonate Alkalinity as CaCO3</b>	<b>650</b>		5.0		mg/L			11/02/20 13:14	1
Carbonate Alkalinity as CaCO3	ND		5.0		mg/L			11/02/20 13:14	1
Hydroxide Alkalinity as CaCO3	ND		5.0		mg/L			11/02/20 13:14	1
<b>Total Dissolved Solids</b>	<b>790</b>		10		mg/L			11/02/20 14:22	1
Chemical Oxygen Demand	ND		10		mg/L		11/04/20 12:23	11/04/20 17:32	1

# Client Sample Results

Client: SCS Engineers  
 Project/Site: Coupeville Solid Waste Facility Groundwa

Job ID: 580-98647-1

**Client Sample ID: 1020-22**

**Lab Sample ID: 580-98647-12**

**Date Collected: 10/29/20 16:00**

**Matrix: Water**

**Date Received: 10/30/20 14:15**

**Method: 8260C LL - Volatile Organic Compounds by GC/MS**

Analyte	Result	Qualifier	RL	MDL	Unit	D	Prepared	Analyzed	Dil Fac
1,1,1,2-Tetrachloroethane	ND		0.30		ug/L			11/03/20 16:53	1
1,1,1-Trichloroethane	ND		0.20		ug/L			11/03/20 16:53	1
1,1,2,2-Tetrachloroethane	ND		0.20		ug/L			11/03/20 16:53	1
1,1,2-Trichloroethane	ND		0.20		ug/L			11/03/20 16:53	1
1,1-Dichloroethane	ND		0.20		ug/L			11/03/20 16:53	1
1,1-Dichloroethene	ND		0.20		ug/L			11/03/20 16:53	1
1,2,3-Trichloropropane	ND		0.20		ug/L			11/03/20 16:53	1
1,2-Dibromo-3-Chloropropane	ND		2.0		ug/L			11/03/20 16:53	1
1,2-Dibromoethane	ND		0.10		ug/L			11/03/20 16:53	1
1,2-Dichlorobenzene	ND		0.30		ug/L			11/03/20 16:53	1
1,2-Dichloroethane	ND		0.20		ug/L			11/03/20 16:53	1
1,2-Dichloropropane	ND		0.20		ug/L			11/03/20 16:53	1
1,4-Dichlorobenzene	ND		0.30		ug/L			11/03/20 16:53	1
2-Butanone	ND		10		ug/L			11/03/20 16:53	1
2-Hexanone	ND	*1	3.0		ug/L			11/03/20 16:53	1
4-Methyl-2-pentanone	ND		10		ug/L			11/03/20 16:53	1
Acetone	ND		10		ug/L			11/03/20 16:53	1
Acrylonitrile	ND		10		ug/L			11/03/20 16:53	1
Benzene	ND		0.20		ug/L			11/03/20 16:53	1
Bromochloromethane	ND		0.20		ug/L			11/03/20 16:53	1
Bromodichloromethane	ND		0.20		ug/L			11/03/20 16:53	1
Bromoform	ND		0.50		ug/L			11/03/20 16:53	1
Bromomethane	ND		0.50		ug/L			11/03/20 16:53	1
Carbon disulfide	ND		0.30		ug/L			11/03/20 16:53	1
Carbon tetrachloride	ND		0.20		ug/L			11/03/20 16:53	1
Chlorobenzene	ND		0.20		ug/L			11/03/20 16:53	1
Chloroethane	ND		0.50		ug/L			11/03/20 16:53	1
Chloroform	ND		0.20		ug/L			11/03/20 16:53	1
Chloromethane	ND		0.50		ug/L			11/03/20 16:53	1
cis-1,2-Dichloroethene	ND		0.20		ug/L			11/03/20 16:53	1
cis-1,3-Dichloropropene	ND		0.20		ug/L			11/03/20 16:53	1
Dibromochloromethane	ND		0.20		ug/L			11/03/20 16:53	1
Dibromomethane	ND		0.20		ug/L			11/03/20 16:53	1
Ethylbenzene	ND		0.20		ug/L			11/03/20 16:53	1
m,p-Xylene	ND		0.50		ug/L			11/03/20 16:53	1
Methyl iodide	ND		0.50		ug/L			11/03/20 16:53	1
Methylene Chloride	ND		5.0		ug/L			11/03/20 16:53	1
o-Xylene	ND		0.50		ug/L			11/03/20 16:53	1
Styrene	ND		1.0		ug/L			11/03/20 16:53	1
Tetrachloroethene	ND		0.50		ug/L			11/03/20 16:53	1
Toluene	ND		0.20		ug/L			11/03/20 16:53	1
trans-1,2-Dichloroethene	ND		0.20		ug/L			11/03/20 16:53	1
trans-1,3-Dichloropropene	ND		0.20		ug/L			11/03/20 16:53	1
trans-1,4-Dichloro-2-butene	ND		2.0		ug/L			11/03/20 16:53	1
Trichloroethene	ND		0.20		ug/L			11/03/20 16:53	1
<b>Trichlorofluoromethane</b>	<b>3.2</b>		0.50		ug/L			11/03/20 16:53	1
Vinyl acetate	ND		2.0		ug/L			11/03/20 16:53	1
Vinyl chloride	ND		0.020		ug/L			11/03/20 16:53	1

Eurofins TestAmerica, Seattle

# Client Sample Results

Client: SCS Engineers  
 Project/Site: Coupeville Solid Waste Facility Groundwa

Job ID: 580-98647-1

**Client Sample ID: 1020-22**

**Lab Sample ID: 580-98647-12**

Date Collected: 10/29/20 16:00

Matrix: Water

Date Received: 10/30/20 14:15

Surrogate	%Recovery	Qualifier	Limits	Prepared	Analyzed	Dil Fac
1,2-Dichloroethane-d4 (Surr)	114		80 - 120		11/03/20 16:53	1
4-Bromofluorobenzene (Surr)	101		80 - 120		11/03/20 16:53	1
Dibromofluoromethane (Surr)	106		80 - 120		11/03/20 16:53	1
Toluene-d8 (Surr)	99		80 - 120		11/03/20 16:53	1

## Method: 6010D - Metals (ICP) - Dissolved

Analyte	Result	Qualifier	RL	MDL	Unit	D	Prepared	Analyzed	Dil Fac
Calcium	170		1.1		mg/L		11/03/20 07:56	11/03/20 18:18	1
Iron	ND		0.30		mg/L		11/03/20 07:56	11/03/20 18:18	1
Magnesium	70		1.1		mg/L		11/03/20 07:56	11/03/20 18:18	1
Manganese	0.48		0.020		mg/L		11/03/20 07:56	11/03/20 18:18	1
Potassium	7.7		3.3		mg/L		11/03/20 07:56	11/03/20 18:18	1
Sodium	29		2.0		mg/L		11/03/20 07:56	11/03/20 18:18	1

## Method: 6020B - Metals (ICP/MS) - Total Recoverable

Analyte	Result	Qualifier	RL	MDL	Unit	D	Prepared	Analyzed	Dil Fac
Arsenic	0.0013		0.0010		mg/L		11/09/20 17:22	11/10/20 15:42	1
Antimony	ND		0.00080		mg/L		11/09/20 17:22	11/10/20 15:42	1
Barium	0.058		0.0012		mg/L		11/09/20 17:22	11/10/20 15:42	1
Beryllium	ND		0.00040		mg/L		11/09/20 17:22	11/10/20 15:42	1
Cadmium	ND		0.00080		mg/L		11/09/20 17:22	11/10/20 15:42	1
Chromium	ND		0.00080		mg/L		11/09/20 17:22	11/10/20 15:42	1
Cobalt	0.0011		0.00040		mg/L		11/09/20 17:22	11/10/20 15:42	1
Copper	ND		0.0020		mg/L		11/09/20 17:22	11/10/20 15:42	1
Lead	ND		0.00080		mg/L		11/09/20 17:22	11/10/20 15:42	1
Nickel	0.0050		0.0030		mg/L		11/09/20 17:22	11/10/20 15:42	1
Selenium	ND		0.0080		mg/L		11/09/20 17:22	11/10/20 15:42	1
Silver	ND		0.00040		mg/L		11/09/20 17:22	11/10/20 15:42	1
Thallium	ND		0.0010		mg/L		11/09/20 17:22	11/10/20 15:42	1
Vanadium	ND		0.0040		mg/L		11/09/20 17:22	11/10/20 15:42	1
Zinc	ND		0.0070		mg/L		11/09/20 17:22	11/10/20 15:42	1

## General Chemistry

Analyte	Result	Qualifier	RL	MDL	Unit	D	Prepared	Analyzed	Dil Fac
Fluoride	0.36		0.20		mg/L			10/30/20 19:21	1
Nitrate Nitrite as N	8.6		0.40		mg/L			10/30/20 19:21	1
Chloride	18		0.90		mg/L			10/30/20 19:21	1
Sulfate	75		1.2		mg/L			10/30/20 19:21	1
Ammonia	ND		0.50		mg/L		11/10/20 12:22	11/11/20 14:37	1
Total Organic Carbon	5.3		1.5		mg/L			11/06/20 04:04	1
Analyte	Result	Qualifier	RL	RL	Unit	D	Prepared	Analyzed	Dil Fac
Alkalinity	540		5.0		mg/L			11/02/20 13:14	1
Bicarbonate Alkalinity as CaCO3	540		5.0		mg/L			11/02/20 13:14	1
Carbonate Alkalinity as CaCO3	ND		5.0		mg/L			11/02/20 13:14	1
Hydroxide Alkalinity as CaCO3	ND		5.0		mg/L			11/02/20 13:14	1
Total Dissolved Solids	630		10		mg/L			11/02/20 14:22	1
Chemical Oxygen Demand	ND		10		mg/L		11/04/20 12:23	11/04/20 17:32	1

# Client Sample Results

Client: SCS Engineers  
 Project/Site: Coupeville Solid Waste Facility Groundwa

Job ID: 580-98647-1

**Client Sample ID: 1020-23**

**Lab Sample ID: 580-98647-13**

**Date Collected: 10/29/20 17:25**

**Matrix: Water**

**Date Received: 10/30/20 14:15**

**Method: 8260C LL - Volatile Organic Compounds by GC/MS**

Analyte	Result	Qualifier	RL	MDL	Unit	D	Prepared	Analyzed	Dil Fac
1,1,1,2-Tetrachloroethane	ND		0.30		ug/L			11/03/20 17:19	1
1,1,1-Trichloroethane	ND		0.20		ug/L			11/03/20 17:19	1
1,1,2,2-Tetrachloroethane	ND		0.20		ug/L			11/03/20 17:19	1
1,1,2-Trichloroethane	ND		0.20		ug/L			11/03/20 17:19	1
1,1-Dichloroethane	ND		0.20		ug/L			11/03/20 17:19	1
1,1-Dichloroethene	ND		0.20		ug/L			11/03/20 17:19	1
1,2,3-Trichloropropane	ND		0.20		ug/L			11/03/20 17:19	1
1,2-Dibromo-3-Chloropropane	ND		2.0		ug/L			11/03/20 17:19	1
1,2-Dibromoethane	ND		0.10		ug/L			11/03/20 17:19	1
1,2-Dichlorobenzene	ND		0.30		ug/L			11/03/20 17:19	1
1,2-Dichloroethane	ND		0.20		ug/L			11/03/20 17:19	1
1,2-Dichloropropane	ND		0.20		ug/L			11/03/20 17:19	1
1,4-Dichlorobenzene	ND		0.30		ug/L			11/03/20 17:19	1
2-Butanone	ND		10		ug/L			11/03/20 17:19	1
2-Hexanone	ND	*1	3.0		ug/L			11/03/20 17:19	1
4-Methyl-2-pentanone	ND		10		ug/L			11/03/20 17:19	1
Acetone	ND		10		ug/L			11/03/20 17:19	1
Acrylonitrile	ND		10		ug/L			11/03/20 17:19	1
Benzene	ND		0.20		ug/L			11/03/20 17:19	1
Bromochloromethane	ND		0.20		ug/L			11/03/20 17:19	1
Bromodichloromethane	ND		0.20		ug/L			11/03/20 17:19	1
Bromoform	ND		0.50		ug/L			11/03/20 17:19	1
Bromomethane	ND		0.50		ug/L			11/03/20 17:19	1
Carbon disulfide	ND		0.30		ug/L			11/03/20 17:19	1
Carbon tetrachloride	ND		0.20		ug/L			11/03/20 17:19	1
Chlorobenzene	ND		0.20		ug/L			11/03/20 17:19	1
Chloroethane	ND		0.50		ug/L			11/03/20 17:19	1
Chloroform	ND		0.20		ug/L			11/03/20 17:19	1
Chloromethane	ND		0.50		ug/L			11/03/20 17:19	1
cis-1,2-Dichloroethene	ND		0.20		ug/L			11/03/20 17:19	1
cis-1,3-Dichloropropene	ND		0.20		ug/L			11/03/20 17:19	1
Dibromochloromethane	ND		0.20		ug/L			11/03/20 17:19	1
Dibromomethane	ND		0.20		ug/L			11/03/20 17:19	1
Ethylbenzene	ND		0.20		ug/L			11/03/20 17:19	1
m,p-Xylene	ND		0.50		ug/L			11/03/20 17:19	1
Methyl iodide	ND		0.50		ug/L			11/03/20 17:19	1
Methylene Chloride	ND		5.0		ug/L			11/03/20 17:19	1
o-Xylene	ND		0.50		ug/L			11/03/20 17:19	1
Styrene	ND		1.0		ug/L			11/03/20 17:19	1
Tetrachloroethene	ND		0.50		ug/L			11/03/20 17:19	1
Toluene	ND		0.20		ug/L			11/03/20 17:19	1
trans-1,2-Dichloroethene	ND		0.20		ug/L			11/03/20 17:19	1
trans-1,3-Dichloropropene	ND		0.20		ug/L			11/03/20 17:19	1
trans-1,4-Dichloro-2-butene	ND		2.0		ug/L			11/03/20 17:19	1
Trichloroethene	ND		0.20		ug/L			11/03/20 17:19	1
Trichlorofluoromethane	ND		0.50		ug/L			11/03/20 17:19	1
Vinyl acetate	ND		2.0		ug/L			11/03/20 17:19	1
<b>Vinyl chloride</b>	<b>0.22</b>		0.020		ug/L			11/03/20 17:19	1

# Client Sample Results

Client: SCS Engineers  
 Project/Site: Coupeville Solid Waste Facility Groundwa

Job ID: 580-98647-1

**Client Sample ID: 1020-23**

**Lab Sample ID: 580-98647-13**

**Date Collected: 10/29/20 17:25**

**Matrix: Water**

**Date Received: 10/30/20 14:15**

Surrogate	%Recovery	Qualifier	Limits	Prepared	Analyzed	Dil Fac
1,2-Dichloroethane-d4 (Surr)	113		80 - 120		11/03/20 17:19	1
4-Bromofluorobenzene (Surr)	105		80 - 120		11/03/20 17:19	1
Dibromofluoromethane (Surr)	105		80 - 120		11/03/20 17:19	1
Toluene-d8 (Surr)	97		80 - 120		11/03/20 17:19	1

**Method: 6010D - Metals (ICP) - Dissolved**

Analyte	Result	Qualifier	RL	MDL	Unit	D	Prepared	Analyzed	Dil Fac
Calcium	200		1.1		mg/L		11/03/20 07:56	11/03/20 18:22	1
Iron	ND		0.30		mg/L		11/03/20 07:56	11/03/20 18:22	1
Magnesium	140		1.1		mg/L		11/03/20 07:56	11/03/20 18:22	1
Manganese	0.044		0.020		mg/L		11/03/20 07:56	11/03/20 18:22	1
Potassium	9.9		3.3		mg/L		11/03/20 07:56	11/03/20 18:22	1
Sodium	41		2.0		mg/L		11/03/20 07:56	11/03/20 18:22	1

**Method: 6020B - Metals (ICP/MS) - Total Recoverable**

Analyte	Result	Qualifier	RL	MDL	Unit	D	Prepared	Analyzed	Dil Fac
Arsenic	0.0042		0.0010		mg/L		11/09/20 17:22	11/10/20 16:30	1
Antimony	ND		0.00080		mg/L		11/09/20 17:22	11/10/20 16:30	1
Barium	0.051		0.0012		mg/L		11/09/20 17:22	11/10/20 16:30	1
Beryllium	ND		0.00040		mg/L		11/09/20 17:22	11/10/20 16:30	1
Cadmium	ND		0.00080		mg/L		11/09/20 17:22	11/10/20 16:30	1
Chromium	ND		0.00080		mg/L		11/09/20 17:22	11/10/20 16:30	1
Cobalt	0.00074		0.00040		mg/L		11/09/20 17:22	11/10/20 16:30	1
Copper	ND		0.0020		mg/L		11/09/20 17:22	11/10/20 16:30	1
Lead	ND		0.00080		mg/L		11/09/20 17:22	11/10/20 16:30	1
Nickel	0.0055		0.0030		mg/L		11/09/20 17:22	11/10/20 16:30	1
Selenium	ND		0.0080		mg/L		11/09/20 17:22	11/10/20 16:30	1
Silver	ND		0.00040		mg/L		11/09/20 17:22	11/10/20 16:30	1
Thallium	ND		0.0010		mg/L		11/09/20 17:22	11/10/20 16:30	1
Vanadium	0.0052		0.0040		mg/L		11/09/20 17:22	11/10/20 16:30	1
Zinc	ND		0.0070		mg/L		11/09/20 17:22	11/10/20 16:30	1

**General Chemistry**

Analyte	Result	Qualifier	RL	MDL	Unit	D	Prepared	Analyzed	Dil Fac
Fluoride	0.33		0.20		mg/L			10/30/20 19:32	1
Nitrate Nitrite as N	ND		0.40		mg/L			10/30/20 19:32	1
Chloride	78		0.90		mg/L			10/30/20 19:32	1
Sulfate	110		2.4		mg/L			11/02/20 09:54	2
Ammonia	ND		0.50		mg/L		11/10/20 12:22	11/11/20 14:37	1
Total Organic Carbon	7.9		1.5		mg/L			11/06/20 04:20	1
Analyte	Result	Qualifier	RL	RL	Unit	D	Prepared	Analyzed	Dil Fac
Alkalinity	780		5.0		mg/L			11/02/20 13:14	1
Bicarbonate Alkalinity as CaCO3	780		5.0		mg/L			11/02/20 13:14	1
Carbonate Alkalinity as CaCO3	ND		5.0		mg/L			11/02/20 13:14	1
Hydroxide Alkalinity as CaCO3	ND		5.0		mg/L			11/02/20 13:14	1
Total Dissolved Solids	1000		10		mg/L			11/02/20 14:22	1
Chemical Oxygen Demand	ND		10		mg/L		11/04/20 12:23	11/04/20 17:32	1

# Client Sample Results

Client: SCS Engineers  
Project/Site: Coupeville Solid Waste Facility Groundwa

Job ID: 580-98647-1

**Client Sample ID: 1020-24**  
**Date Collected: 10/29/20 18:10**  
**Date Received: 10/30/20 14:15**

**Lab Sample ID: 580-98647-14**  
**Matrix: Water**

## General Chemistry

Analyte	Result	Qualifier	RL	MDL	Unit	D	Prepared	Analyzed	Dil Fac
Nitrate Nitrite as N	13		0.40		mg/L			10/30/20 19:44	1
Nitrate Nitrite as N	13	H F1	0.80		mg/L			11/02/20 09:07	2

# Client Sample Results

Client: SCS Engineers  
 Project/Site: Coupeville Solid Waste Facility Groundwa

Job ID: 580-98647-1

**Client Sample ID: 1020-05**

**Lab Sample ID: 580-98647-15**

Date Collected: 10/29/20 16:03

Matrix: Water

Date Received: 10/30/20 14:15

**Method: 8260C LL - Volatile Organic Compounds by GC/MS**

Analyte	Result	Qualifier	RL	MDL	Unit	D	Prepared	Analyzed	Dil Fac
1,1,1,2-Tetrachloroethane	ND		0.30		ug/L			11/03/20 17:45	1
<b>1,1,1-Trichloroethane</b>	<b>0.91</b>		0.20		ug/L			11/03/20 17:45	1
1,1,2,2-Tetrachloroethane	ND		0.20		ug/L			11/03/20 17:45	1
1,1,2-Trichloroethane	ND		0.20		ug/L			11/03/20 17:45	1
<b>1,1-Dichloroethane</b>	<b>3.4</b>		0.20		ug/L			11/03/20 17:45	1
1,1-Dichloroethene	ND		0.20		ug/L			11/03/20 17:45	1
1,2,3-Trichloropropane	ND		0.20		ug/L			11/03/20 17:45	1
1,2-Dibromo-3-Chloropropane	ND		2.0		ug/L			11/03/20 17:45	1
1,2-Dibromoethane	ND		0.10		ug/L			11/03/20 17:45	1
1,2-Dichlorobenzene	ND		0.30		ug/L			11/03/20 17:45	1
1,2-Dichloroethane	ND		0.20		ug/L			11/03/20 17:45	1
1,2-Dichloropropane	ND		0.20		ug/L			11/03/20 17:45	1
1,4-Dichlorobenzene	ND		0.30		ug/L			11/03/20 17:45	1
2-Butanone	ND		10		ug/L			11/03/20 17:45	1
2-Hexanone	ND	*1	3.0		ug/L			11/03/20 17:45	1
4-Methyl-2-pentanone	ND		10		ug/L			11/03/20 17:45	1
Acetone	ND		10		ug/L			11/03/20 17:45	1
Acrylonitrile	ND		10		ug/L			11/03/20 17:45	1
Benzene	ND		0.20		ug/L			11/03/20 17:45	1
Bromochloromethane	ND		0.20		ug/L			11/03/20 17:45	1
Bromodichloromethane	ND		0.20		ug/L			11/03/20 17:45	1
Bromoform	ND		0.50		ug/L			11/03/20 17:45	1
Bromomethane	ND		0.50		ug/L			11/03/20 17:45	1
Carbon disulfide	ND		0.30		ug/L			11/03/20 17:45	1
Carbon tetrachloride	ND		0.20		ug/L			11/03/20 17:45	1
Chlorobenzene	ND		0.20		ug/L			11/03/20 17:45	1
Chloroethane	ND		0.50		ug/L			11/03/20 17:45	1
Chloroform	ND		0.20		ug/L			11/03/20 17:45	1
Chloromethane	ND		0.50		ug/L			11/03/20 17:45	1
cis-1,2-Dichloroethene	ND		0.20		ug/L			11/03/20 17:45	1
cis-1,3-Dichloropropene	ND		0.20		ug/L			11/03/20 17:45	1
Dibromochloromethane	ND		0.20		ug/L			11/03/20 17:45	1
Dibromomethane	ND		0.20		ug/L			11/03/20 17:45	1
Ethylbenzene	ND		0.20		ug/L			11/03/20 17:45	1
m,p-Xylene	ND		0.50		ug/L			11/03/20 17:45	1
Methyl iodide	ND		0.50		ug/L			11/03/20 17:45	1
Methylene Chloride	ND		5.0		ug/L			11/03/20 17:45	1
o-Xylene	ND		0.50		ug/L			11/03/20 17:45	1
Styrene	ND		1.0		ug/L			11/03/20 17:45	1
Tetrachloroethene	ND		0.50		ug/L			11/03/20 17:45	1
Toluene	ND		0.20		ug/L			11/03/20 17:45	1
trans-1,2-Dichloroethene	ND		0.20		ug/L			11/03/20 17:45	1
trans-1,3-Dichloropropene	ND		0.20		ug/L			11/03/20 17:45	1
trans-1,4-Dichloro-2-butene	ND		2.0		ug/L			11/03/20 17:45	1
Trichloroethene	ND		0.20		ug/L			11/03/20 17:45	1
Vinyl acetate	ND		2.0		ug/L			11/03/20 17:45	1
<b>Vinyl chloride</b>	<b>2.4</b>		0.020		ug/L			11/03/20 17:45	1

Surrogate	%Recovery	Qualifier	Limits	Prepared	Analyzed	Dil Fac
1,2-Dichloroethane-d4 (Surr)	107		80 - 120		11/03/20 17:45	1

Eurofins TestAmerica, Seattle

# Client Sample Results

Client: SCS Engineers  
 Project/Site: Coupeville Solid Waste Facility Groundwa

Job ID: 580-98647-1

**Client Sample ID: 1020-05**

**Lab Sample ID: 580-98647-15**

Date Collected: 10/29/20 16:03

Matrix: Water

Date Received: 10/30/20 14:15

**Method: 8260C LL - Volatile Organic Compounds by GC/MS (Continued)**

Surrogate	%Recovery	Qualifier	Limits	Prepared	Analyzed	Dil Fac
4-Bromofluorobenzene (Surr)	97		80 - 120		11/03/20 17:45	1
Dibromofluoromethane (Surr)	103		80 - 120		11/03/20 17:45	1
Toluene-d8 (Surr)	98		80 - 120		11/03/20 17:45	1

**Method: 8260C LL - Volatile Organic Compounds by GC/MS - DL**

Analyte	Result	Qualifier	RL	MDL	Unit	D	Prepared	Analyzed	Dil Fac
Trichlorofluoromethane	78		5.0		ug/L			11/05/20 19:32	10

Surrogate	%Recovery	Qualifier	Limits	Prepared	Analyzed	Dil Fac
1,2-Dichloroethane-d4 (Surr)	107		80 - 120		11/05/20 19:32	10
4-Bromofluorobenzene (Surr)	98		80 - 120		11/05/20 19:32	10
Dibromofluoromethane (Surr)	107		80 - 120		11/05/20 19:32	10
Toluene-d8 (Surr)	100		80 - 120		11/05/20 19:32	10

**Method: 6010D - Metals (ICP) - Dissolved**

Analyte	Result	Qualifier	RL	MDL	Unit	D	Prepared	Analyzed	Dil Fac
Calcium	270		1.1		mg/L		11/03/20 07:56	11/03/20 18:25	1
Iron	ND		0.30		mg/L		11/03/20 07:56	11/03/20 18:25	1
Magnesium	120		1.1		mg/L		11/03/20 07:56	11/03/20 18:25	1
Manganese	0.72		0.020		mg/L		11/03/20 07:56	11/03/20 18:25	1
Potassium	9.6		3.3		mg/L		11/03/20 07:56	11/03/20 18:25	1
Sodium	33		2.0		mg/L		11/03/20 07:56	11/03/20 18:25	1

**Method: 6020B - Metals (ICP/MS) - Total Recoverable**

Analyte	Result	Qualifier	RL	MDL	Unit	D	Prepared	Analyzed	Dil Fac
Arsenic	0.0015		0.0010		mg/L		11/09/20 17:22	11/10/20 16:34	1
Antimony	ND		0.00080		mg/L		11/09/20 17:22	11/10/20 16:34	1
Barium	0.067		0.0012		mg/L		11/09/20 17:22	11/10/20 16:34	1
Beryllium	ND		0.00040		mg/L		11/09/20 17:22	11/10/20 16:34	1
Cadmium	ND		0.00080		mg/L		11/09/20 17:22	11/10/20 16:34	1
Chromium	ND		0.00080		mg/L		11/09/20 17:22	11/10/20 16:34	1
Cobalt	0.0026		0.00040		mg/L		11/09/20 17:22	11/10/20 16:34	1
Copper	ND		0.0020		mg/L		11/09/20 17:22	11/10/20 16:34	1
Lead	ND		0.00080		mg/L		11/09/20 17:22	11/10/20 16:34	1
Nickel	0.026		0.0030		mg/L		11/09/20 17:22	11/10/20 16:34	1
Selenium	ND		0.0080		mg/L		11/09/20 17:22	11/10/20 16:34	1
Silver	ND		0.00040		mg/L		11/09/20 17:22	11/10/20 16:34	1
Thallium	ND		0.0010		mg/L		11/09/20 17:22	11/10/20 16:34	1
Vanadium	0.010		0.0040		mg/L		11/09/20 17:22	11/10/20 16:34	1
Zinc	ND		0.0070		mg/L		11/09/20 17:22	11/10/20 16:34	1

**General Chemistry**

Analyte	Result	Qualifier	RL	MDL	Unit	D	Prepared	Analyzed	Dil Fac
Fluoride	0.49		0.20		mg/L			10/30/20 20:19	1
Nitrate Nitrite as N	ND		0.40		mg/L			10/30/20 20:19	1
Chloride	53		0.90		mg/L			10/30/20 20:19	1
Sulfate	270		12		mg/L			11/02/20 10:05	10
Ammonia	ND		0.50		mg/L		11/10/20 12:22	11/11/20 14:37	1
Total Organic Carbon	27		1.5		mg/L			11/06/20 04:37	1

Eurofins TestAmerica, Seattle

# Client Sample Results

Client: SCS Engineers  
 Project/Site: Coupeville Solid Waste Facility Groundwa

Job ID: 580-98647-1

**Client Sample ID: 1020-05**  
**Date Collected: 10/29/20 16:03**  
**Date Received: 10/30/20 14:15**

**Lab Sample ID: 580-98647-15**  
**Matrix: Water**

Analyte	Result	Qualifier	RL	RL	Unit	D	Prepared	Analyzed	Dil Fac
<b>Alkalinity</b>	<b>780</b>		5.0		mg/L			11/02/20 13:14	1
<b>Bicarbonate Alkalinity as CaCO3</b>	<b>780</b>		5.0		mg/L			11/02/20 13:14	1
Carbonate Alkalinity as CaCO3	ND		5.0		mg/L			11/02/20 13:14	1
Hydroxide Alkalinity as CaCO3	ND		5.0		mg/L			11/02/20 13:14	1
<b>Total Dissolved Solids</b>	<b>1300</b>		20		mg/L			11/02/20 14:22	1
<b>Chemical Oxygen Demand</b>	<b>48</b>		10		mg/L		11/04/20 12:23	11/04/20 17:32	1



# Client Sample Results

Client: SCS Engineers  
 Project/Site: Coupeville Solid Waste Facility Groundwa

Job ID: 580-98647-1

**Client Sample ID: 1020-04**

**Lab Sample ID: 580-98647-16**

**Date Collected: 10/29/20 15:06**

**Matrix: Water**

**Date Received: 10/30/20 14:15**

**Method: 8260C LL - Volatile Organic Compounds by GC/MS**

Analyte	Result	Qualifier	RL	MDL	Unit	D	Prepared	Analyzed	Dil Fac
1,1,1,2-Tetrachloroethane	ND		0.30		ug/L			11/03/20 18:10	1
1,1,1-Trichloroethane	ND		0.20		ug/L			11/03/20 18:10	1
1,1,2,2-Tetrachloroethane	ND		0.20		ug/L			11/03/20 18:10	1
1,1,2-Trichloroethane	ND		0.20		ug/L			11/03/20 18:10	1
1,1-Dichloroethane	ND		0.20		ug/L			11/03/20 18:10	1
1,1-Dichloroethene	ND		0.20		ug/L			11/03/20 18:10	1
1,2,3-Trichloropropane	ND		0.20		ug/L			11/03/20 18:10	1
1,2-Dibromo-3-Chloropropane	ND		2.0		ug/L			11/03/20 18:10	1
1,2-Dibromoethane	ND		0.10		ug/L			11/03/20 18:10	1
1,2-Dichlorobenzene	ND		0.30		ug/L			11/03/20 18:10	1
1,2-Dichloroethane	ND		0.20		ug/L			11/03/20 18:10	1
1,2-Dichloropropane	ND		0.20		ug/L			11/03/20 18:10	1
1,4-Dichlorobenzene	ND		0.30		ug/L			11/03/20 18:10	1
2-Butanone	ND		10		ug/L			11/03/20 18:10	1
2-Hexanone	ND	*1	3.0		ug/L			11/03/20 18:10	1
4-Methyl-2-pentanone	ND		10		ug/L			11/03/20 18:10	1
Acetone	ND		10		ug/L			11/03/20 18:10	1
Acrylonitrile	ND		10		ug/L			11/03/20 18:10	1
Benzene	ND		0.20		ug/L			11/03/20 18:10	1
Bromochloromethane	ND		0.20		ug/L			11/03/20 18:10	1
Bromodichloromethane	ND		0.20		ug/L			11/03/20 18:10	1
Bromoform	ND		0.50		ug/L			11/03/20 18:10	1
Bromomethane	ND		0.50		ug/L			11/03/20 18:10	1
Carbon disulfide	ND		0.30		ug/L			11/03/20 18:10	1
Carbon tetrachloride	ND		0.20		ug/L			11/03/20 18:10	1
Chlorobenzene	ND		0.20		ug/L			11/03/20 18:10	1
Chloroethane	ND		0.50		ug/L			11/03/20 18:10	1
Chloroform	ND		0.20		ug/L			11/03/20 18:10	1
Chloromethane	ND		0.50		ug/L			11/03/20 18:10	1
cis-1,2-Dichloroethene	ND		0.20		ug/L			11/03/20 18:10	1
cis-1,3-Dichloropropene	ND		0.20		ug/L			11/03/20 18:10	1
Dibromochloromethane	ND		0.20		ug/L			11/03/20 18:10	1
Dibromomethane	ND		0.20		ug/L			11/03/20 18:10	1
Ethylbenzene	ND		0.20		ug/L			11/03/20 18:10	1
m,p-Xylene	ND		0.50		ug/L			11/03/20 18:10	1
Methyl iodide	ND		0.50		ug/L			11/03/20 18:10	1
Methylene Chloride	ND		5.0		ug/L			11/03/20 18:10	1
o-Xylene	ND		0.50		ug/L			11/03/20 18:10	1
Styrene	ND		1.0		ug/L			11/03/20 18:10	1
Tetrachloroethene	ND		0.50		ug/L			11/03/20 18:10	1
Toluene	ND		0.20		ug/L			11/03/20 18:10	1
trans-1,2-Dichloroethene	ND		0.20		ug/L			11/03/20 18:10	1
trans-1,3-Dichloropropene	ND		0.20		ug/L			11/03/20 18:10	1
trans-1,4-Dichloro-2-butene	ND		2.0		ug/L			11/03/20 18:10	1
Trichloroethene	ND		0.20		ug/L			11/03/20 18:10	1
Trichlorofluoromethane	ND		0.50		ug/L			11/03/20 18:10	1
Vinyl acetate	ND		2.0		ug/L			11/03/20 18:10	1
Vinyl chloride	ND		0.020		ug/L			11/03/20 18:10	1

Eurofins TestAmerica, Seattle

# Client Sample Results

Client: SCS Engineers  
 Project/Site: Coupeville Solid Waste Facility Groundwa

Job ID: 580-98647-1

**Client Sample ID: 1020-04**

**Lab Sample ID: 580-98647-16**

**Date Collected: 10/29/20 15:06**

**Matrix: Water**

**Date Received: 10/30/20 14:15**

Surrogate	%Recovery	Qualifier	Limits	Prepared	Analyzed	Dil Fac
1,2-Dichloroethane-d4 (Surr)	112		80 - 120		11/03/20 18:10	1
4-Bromofluorobenzene (Surr)	101		80 - 120		11/03/20 18:10	1
Dibromofluoromethane (Surr)	106		80 - 120		11/03/20 18:10	1
Toluene-d8 (Surr)	98		80 - 120		11/03/20 18:10	1

### Method: 6010D - Metals (ICP) - Dissolved

Analyte	Result	Qualifier	RL	MDL	Unit	D	Prepared	Analyzed	Dil Fac
Calcium	65		1.1		mg/L		11/03/20 07:59	11/03/20 16:02	1
Iron	1.4		0.30		mg/L		11/03/20 07:59	11/03/20 16:02	1
Magnesium	34		1.1		mg/L		11/03/20 07:59	11/03/20 16:02	1
Manganese	0.56		0.020		mg/L		11/03/20 07:59	11/03/20 16:02	1
Potassium	5.9		3.3		mg/L		11/03/20 07:59	11/03/20 16:02	1
Sodium	34		2.0		mg/L		11/03/20 07:59	11/03/20 16:02	1

### Method: 6020B - Metals (ICP/MS) - Total Recoverable

Analyte	Result	Qualifier	RL	MDL	Unit	D	Prepared	Analyzed	Dil Fac
Arsenic	0.0013		0.0010		mg/L		11/09/20 17:22	11/10/20 16:38	1
Antimony	ND		0.00080		mg/L		11/09/20 17:22	11/10/20 16:38	1
Barium	0.091		0.0012		mg/L		11/09/20 17:22	11/10/20 16:38	1
Beryllium	ND		0.00040		mg/L		11/09/20 17:22	11/10/20 16:38	1
Cadmium	ND		0.00080		mg/L		11/09/20 17:22	11/10/20 16:38	1
Chromium	ND		0.00080		mg/L		11/09/20 17:22	11/10/20 16:38	1
Cobalt	ND		0.00040		mg/L		11/09/20 17:22	11/10/20 16:38	1
Copper	ND		0.0020		mg/L		11/09/20 17:22	11/10/20 16:38	1
Lead	ND		0.00080		mg/L		11/09/20 17:22	11/10/20 16:38	1
Nickel	ND		0.0030		mg/L		11/09/20 17:22	11/10/20 16:38	1
Selenium	ND		0.0080		mg/L		11/09/20 17:22	11/10/20 16:38	1
Silver	ND		0.00040		mg/L		11/09/20 17:22	11/10/20 16:38	1
Thallium	ND		0.0010		mg/L		11/09/20 17:22	11/10/20 16:38	1
Vanadium	ND		0.0040		mg/L		11/09/20 17:22	11/10/20 16:38	1
Zinc	ND		0.0070		mg/L		11/09/20 17:22	11/10/20 16:38	1

### General Chemistry

Analyte	Result	Qualifier	RL	MDL	Unit	D	Prepared	Analyzed	Dil Fac
Fluoride	0.25		0.20		mg/L			10/30/20 20:31	1
Nitrate Nitrite as N	ND		0.40		mg/L			10/30/20 20:31	1
Chloride	18		0.90		mg/L			10/30/20 20:31	1
Sulfate	29		1.2		mg/L			10/30/20 20:31	1
Ammonia	ND		0.50		mg/L		11/10/20 12:22	11/11/20 14:37	1
Total Organic Carbon	4.2		1.5		mg/L			11/06/20 04:53	1
Analyte	Result	Qualifier	RL	RL	Unit	D	Prepared	Analyzed	Dil Fac
Alkalinity	280		5.0		mg/L			11/02/20 13:14	1
Bicarbonate Alkalinity as CaCO3	280		5.0		mg/L			11/02/20 13:14	1
Carbonate Alkalinity as CaCO3	ND		5.0		mg/L			11/02/20 13:14	1
Hydroxide Alkalinity as CaCO3	ND		5.0		mg/L			11/02/20 13:14	1
Total Dissolved Solids	300		10		mg/L			11/02/20 14:22	1
Chemical Oxygen Demand	ND		10		mg/L		11/04/20 12:23	11/04/20 17:32	1

# Client Sample Results

Client: SCS Engineers  
 Project/Site: Coupeville Solid Waste Facility Groundwa

Job ID: 580-98647-1

**Client Sample ID: 1020-27**

**Lab Sample ID: 580-98647-17**

**Date Collected: 10/29/20 14:10**

**Matrix: Water**

**Date Received: 10/30/20 14:15**

**Method: 8260C LL - Volatile Organic Compounds by GC/MS**

Analyte	Result	Qualifier	RL	MDL	Unit	D	Prepared	Analyzed	Dil Fac
1,1,1,2-Tetrachloroethane	ND		0.30		ug/L			11/03/20 18:36	1
1,1,1-Trichloroethane	ND		0.20		ug/L			11/03/20 18:36	1
1,1,2,2-Tetrachloroethane	ND		0.20		ug/L			11/03/20 18:36	1
1,1,2-Trichloroethane	ND		0.20		ug/L			11/03/20 18:36	1
1,1-Dichloroethane	ND		0.20		ug/L			11/03/20 18:36	1
1,1-Dichloroethene	ND		0.20		ug/L			11/03/20 18:36	1
1,2,3-Trichloropropane	ND		0.20		ug/L			11/03/20 18:36	1
1,2-Dibromo-3-Chloropropane	ND		2.0		ug/L			11/03/20 18:36	1
1,2-Dibromoethane	ND		0.10		ug/L			11/03/20 18:36	1
1,2-Dichlorobenzene	ND		0.30		ug/L			11/03/20 18:36	1
1,2-Dichloroethane	ND		0.20		ug/L			11/03/20 18:36	1
1,2-Dichloropropane	ND		0.20		ug/L			11/03/20 18:36	1
1,4-Dichlorobenzene	ND		0.30		ug/L			11/03/20 18:36	1
2-Butanone	ND		10		ug/L			11/03/20 18:36	1
2-Hexanone	ND	*1	3.0		ug/L			11/03/20 18:36	1
4-Methyl-2-pentanone	ND		10		ug/L			11/03/20 18:36	1
Acetone	ND		10		ug/L			11/03/20 18:36	1
Acrylonitrile	ND		10		ug/L			11/03/20 18:36	1
Benzene	ND		0.20		ug/L			11/03/20 18:36	1
Bromochloromethane	ND		0.20		ug/L			11/03/20 18:36	1
Bromodichloromethane	ND		0.20		ug/L			11/03/20 18:36	1
Bromoform	ND		0.50		ug/L			11/03/20 18:36	1
Bromomethane	ND		0.50		ug/L			11/03/20 18:36	1
Carbon disulfide	ND		0.30		ug/L			11/03/20 18:36	1
Carbon tetrachloride	ND		0.20		ug/L			11/03/20 18:36	1
Chlorobenzene	ND		0.20		ug/L			11/03/20 18:36	1
Chloroethane	ND		0.50		ug/L			11/03/20 18:36	1
Chloroform	ND		0.20		ug/L			11/03/20 18:36	1
Chloromethane	ND		0.50		ug/L			11/03/20 18:36	1
cis-1,2-Dichloroethene	ND		0.20		ug/L			11/03/20 18:36	1
cis-1,3-Dichloropropene	ND		0.20		ug/L			11/03/20 18:36	1
Dibromochloromethane	ND		0.20		ug/L			11/03/20 18:36	1
Dibromomethane	ND		0.20		ug/L			11/03/20 18:36	1
Ethylbenzene	ND		0.20		ug/L			11/03/20 18:36	1
m,p-Xylene	ND		0.50		ug/L			11/03/20 18:36	1
Methyl iodide	ND		0.50		ug/L			11/03/20 18:36	1
Methylene Chloride	ND		5.0		ug/L			11/03/20 18:36	1
o-Xylene	ND		0.50		ug/L			11/03/20 18:36	1
Styrene	ND		1.0		ug/L			11/03/20 18:36	1
Tetrachloroethene	ND		0.50		ug/L			11/03/20 18:36	1
Toluene	ND		0.20		ug/L			11/03/20 18:36	1
trans-1,2-Dichloroethene	ND		0.20		ug/L			11/03/20 18:36	1
trans-1,3-Dichloropropene	ND		0.20		ug/L			11/03/20 18:36	1
trans-1,4-Dichloro-2-butene	ND		2.0		ug/L			11/03/20 18:36	1
Trichloroethene	ND		0.20		ug/L			11/03/20 18:36	1
Trichlorofluoromethane	ND		0.50		ug/L			11/03/20 18:36	1
Vinyl acetate	ND		2.0		ug/L			11/03/20 18:36	1
Vinyl chloride	ND		0.020		ug/L			11/03/20 18:36	1

Eurofins TestAmerica, Seattle

# Client Sample Results

Client: SCS Engineers  
 Project/Site: Coupeville Solid Waste Facility Groundwa

Job ID: 580-98647-1

**Client Sample ID: 1020-27**

**Lab Sample ID: 580-98647-17**

**Date Collected: 10/29/20 14:10**

**Matrix: Water**

**Date Received: 10/30/20 14:15**

Surrogate	%Recovery	Qualifier	Limits	Prepared	Analyzed	Dil Fac
1,2-Dichloroethane-d4 (Surr)	113		80 - 120		11/03/20 18:36	1
4-Bromofluorobenzene (Surr)	98		80 - 120		11/03/20 18:36	1
Dibromofluoromethane (Surr)	111		80 - 120		11/03/20 18:36	1
Toluene-d8 (Surr)	99		80 - 120		11/03/20 18:36	1

## Method: 6010D - Metals (ICP) - Dissolved

Analyte	Result	Qualifier	RL	MDL	Unit	D	Prepared	Analyzed	Dil Fac
Calcium	110		1.1		mg/L		11/03/20 07:59	11/03/20 15:36	1
Iron	0.92		0.30		mg/L		11/03/20 07:59	11/03/20 15:36	1
Magnesium	64	F1	1.1		mg/L		11/03/20 07:59	11/03/20 15:36	1
Manganese	0.073		0.020		mg/L		11/03/20 07:59	11/03/20 15:36	1
Potassium	7.7		3.3		mg/L		11/03/20 07:59	11/03/20 15:36	1
Sodium	29		2.0		mg/L		11/03/20 07:59	11/03/20 15:36	1

## Method: 6020B - Metals (ICP/MS) - Total Recoverable

Analyte	Result	Qualifier	RL	MDL	Unit	D	Prepared	Analyzed	Dil Fac
Arsenic	0.0057		0.0010		mg/L		11/09/20 17:22	11/10/20 16:42	1
Antimony	ND		0.00080		mg/L		11/09/20 17:22	11/10/20 16:42	1
Barium	0.049		0.0012		mg/L		11/09/20 17:22	11/10/20 16:42	1
Beryllium	ND		0.00040		mg/L		11/09/20 17:22	11/10/20 16:42	1
Cadmium	ND		0.00080		mg/L		11/09/20 17:22	11/10/20 16:42	1
Chromium	ND		0.00080		mg/L		11/09/20 17:22	11/10/20 16:42	1
Cobalt	ND		0.00040		mg/L		11/09/20 17:22	11/10/20 16:42	1
Copper	ND		0.0020		mg/L		11/09/20 17:22	11/10/20 16:42	1
Lead	ND		0.00080		mg/L		11/09/20 17:22	11/10/20 16:42	1
Nickel	ND		0.0030		mg/L		11/09/20 17:22	11/10/20 16:42	1
Selenium	ND		0.0080		mg/L		11/09/20 17:22	11/10/20 16:42	1
Silver	ND		0.00040		mg/L		11/09/20 17:22	11/10/20 16:42	1
Thallium	ND		0.0010		mg/L		11/09/20 17:22	11/10/20 16:42	1
Vanadium	ND		0.0040		mg/L		11/09/20 17:22	11/10/20 16:42	1
Zinc	ND		0.0070		mg/L		11/09/20 17:22	11/10/20 16:42	1

## General Chemistry

Analyte	Result	Qualifier	RL	MDL	Unit	D	Prepared	Analyzed	Dil Fac
Fluoride	0.27		0.20		mg/L			10/30/20 20:42	1
Nitrate Nitrite as N	ND		0.40		mg/L			10/30/20 20:42	1
Chloride	58		0.90		mg/L			10/30/20 20:42	1
Sulfate	45		1.2		mg/L			10/30/20 20:42	1
Ammonia	ND		0.50		mg/L		11/10/20 12:22	11/11/20 14:37	1
Total Organic Carbon	4.4		1.5		mg/L			11/06/20 05:09	1
Analyte	Result	Qualifier	RL	RL	Unit	D	Prepared	Analyzed	Dil Fac
Alkalinity	180		5.0		mg/L			11/02/20 13:14	1
Bicarbonate Alkalinity as CaCO3	180		5.0		mg/L			11/02/20 13:14	1
Carbonate Alkalinity as CaCO3	ND		5.0		mg/L			11/02/20 13:14	1
Hydroxide Alkalinity as CaCO3	ND		5.0		mg/L			11/02/20 13:14	1
Total Dissolved Solids	490		10		mg/L			11/02/20 14:22	1
Chemical Oxygen Demand	ND		10		mg/L		11/04/20 12:23	11/04/20 17:32	1

# Client Sample Results

Client: SCS Engineers  
 Project/Site: Coupeville Solid Waste Facility Groundwa

Job ID: 580-98647-1

**Client Sample ID: 1020-26**

**Lab Sample ID: 580-98647-18**

**Date Collected: 10/29/20 12:58**

**Matrix: Water**

**Date Received: 10/30/20 14:15**

**Method: 8260C LL - Volatile Organic Compounds by GC/MS**

Analyte	Result	Qualifier	RL	MDL	Unit	D	Prepared	Analyzed	Dil Fac
1,1,1,2-Tetrachloroethane	ND		0.30		ug/L			11/03/20 19:02	1
1,1,1-Trichloroethane	ND		0.20		ug/L			11/03/20 19:02	1
1,1,2,2-Tetrachloroethane	ND		0.20		ug/L			11/03/20 19:02	1
1,1,2-Trichloroethane	ND		0.20		ug/L			11/03/20 19:02	1
1,1-Dichloroethane	ND		0.20		ug/L			11/03/20 19:02	1
1,1-Dichloroethene	ND		0.20		ug/L			11/03/20 19:02	1
1,2,3-Trichloropropane	ND		0.20		ug/L			11/03/20 19:02	1
1,2-Dibromo-3-Chloropropane	ND		2.0		ug/L			11/03/20 19:02	1
1,2-Dibromoethane	ND		0.10		ug/L			11/03/20 19:02	1
1,2-Dichlorobenzene	ND		0.30		ug/L			11/03/20 19:02	1
1,2-Dichloroethane	ND		0.20		ug/L			11/03/20 19:02	1
1,2-Dichloropropane	ND		0.20		ug/L			11/03/20 19:02	1
1,4-Dichlorobenzene	ND		0.30		ug/L			11/03/20 19:02	1
2-Butanone	ND		10		ug/L			11/03/20 19:02	1
2-Hexanone	ND	*1	3.0		ug/L			11/03/20 19:02	1
4-Methyl-2-pentanone	ND		10		ug/L			11/03/20 19:02	1
Acetone	ND		10		ug/L			11/03/20 19:02	1
Acrylonitrile	ND		10		ug/L			11/03/20 19:02	1
Benzene	ND		0.20		ug/L			11/03/20 19:02	1
Bromochloromethane	ND		0.20		ug/L			11/03/20 19:02	1
Bromodichloromethane	ND		0.20		ug/L			11/03/20 19:02	1
Bromoform	ND		0.50		ug/L			11/03/20 19:02	1
Bromomethane	ND		0.50		ug/L			11/03/20 19:02	1
Carbon disulfide	ND		0.30		ug/L			11/03/20 19:02	1
Carbon tetrachloride	ND		0.20		ug/L			11/03/20 19:02	1
Chlorobenzene	ND		0.20		ug/L			11/03/20 19:02	1
Chloroethane	ND		0.50		ug/L			11/03/20 19:02	1
Chloroform	ND		0.20		ug/L			11/03/20 19:02	1
Chloromethane	ND		0.50		ug/L			11/03/20 19:02	1
cis-1,2-Dichloroethene	ND		0.20		ug/L			11/03/20 19:02	1
cis-1,3-Dichloropropene	ND		0.20		ug/L			11/03/20 19:02	1
Dibromochloromethane	ND		0.20		ug/L			11/03/20 19:02	1
Dibromomethane	ND		0.20		ug/L			11/03/20 19:02	1
Ethylbenzene	ND		0.20		ug/L			11/03/20 19:02	1
m,p-Xylene	ND		0.50		ug/L			11/03/20 19:02	1
Methyl iodide	ND		0.50		ug/L			11/03/20 19:02	1
Methylene Chloride	ND		5.0		ug/L			11/03/20 19:02	1
o-Xylene	ND		0.50		ug/L			11/03/20 19:02	1
Styrene	ND		1.0		ug/L			11/03/20 19:02	1
Tetrachloroethene	ND		0.50		ug/L			11/03/20 19:02	1
Toluene	ND		0.20		ug/L			11/03/20 19:02	1
trans-1,2-Dichloroethene	ND		0.20		ug/L			11/03/20 19:02	1
trans-1,3-Dichloropropene	ND		0.20		ug/L			11/03/20 19:02	1
trans-1,4-Dichloro-2-butene	ND		2.0		ug/L			11/03/20 19:02	1
Trichloroethene	ND		0.20		ug/L			11/03/20 19:02	1
Trichlorofluoromethane	ND		0.50		ug/L			11/03/20 19:02	1
Vinyl acetate	ND		2.0		ug/L			11/03/20 19:02	1
Vinyl chloride	ND		0.020		ug/L			11/03/20 19:02	1

# Client Sample Results

Client: SCS Engineers  
Project/Site: Coupeville Solid Waste Facility Groundwa

Job ID: 580-98647-1

**Client Sample ID: 1020-26**

**Lab Sample ID: 580-98647-18**

Date Collected: 10/29/20 12:58

Matrix: Water

Date Received: 10/30/20 14:15

Surrogate	%Recovery	Qualifier	Limits	Prepared	Analyzed	Dil Fac
1,2-Dichloroethane-d4 (Surr)	113		80 - 120		11/03/20 19:02	1
4-Bromofluorobenzene (Surr)	100		80 - 120		11/03/20 19:02	1
Dibromofluoromethane (Surr)	108		80 - 120		11/03/20 19:02	1
Toluene-d8 (Surr)	99		80 - 120		11/03/20 19:02	1

## Method: 6010D - Metals (ICP) - Dissolved

Analyte	Result	Qualifier	RL	MDL	Unit	D	Prepared	Analyzed	Dil Fac
Calcium	34		1.1		mg/L		11/03/20 07:59	11/03/20 16:05	1
Iron	ND		0.30		mg/L		11/03/20 07:59	11/03/20 16:05	1
Magnesium	38		1.1		mg/L		11/03/20 07:59	11/03/20 16:05	1
Manganese	0.035		0.020		mg/L		11/03/20 07:59	11/03/20 16:05	1
Potassium	16		3.3		mg/L		11/03/20 07:59	11/03/20 16:05	1
Sodium	16		2.0		mg/L		11/03/20 07:59	11/03/20 16:05	1

## Method: 6020B - Metals (ICP/MS) - Total Recoverable

Analyte	Result	Qualifier	RL	MDL	Unit	D	Prepared	Analyzed	Dil Fac
Arsenic	0.020		0.0010		mg/L		11/09/20 17:22	11/10/20 16:45	1
Antimony	ND		0.00080		mg/L		11/09/20 17:22	11/10/20 16:45	1
Barium	0.030		0.0012		mg/L		11/09/20 17:22	11/10/20 16:45	1
Beryllium	ND		0.00040		mg/L		11/09/20 17:22	11/10/20 16:45	1
Cadmium	ND		0.00080		mg/L		11/09/20 17:22	11/10/20 16:45	1
Chromium	0.00094		0.00080		mg/L		11/09/20 17:22	11/10/20 16:45	1
Cobalt	ND		0.00040		mg/L		11/09/20 17:22	11/10/20 16:45	1
Copper	ND		0.0020		mg/L		11/09/20 17:22	11/10/20 16:45	1
Lead	ND		0.00080		mg/L		11/09/20 17:22	11/10/20 16:45	1
Nickel	ND		0.0030		mg/L		11/09/20 17:22	11/10/20 16:45	1
Selenium	ND		0.0080		mg/L		11/09/20 17:22	11/10/20 16:45	1
Silver	ND		0.00040		mg/L		11/09/20 17:22	11/10/20 16:45	1
Thallium	ND		0.0010		mg/L		11/09/20 17:22	11/10/20 16:45	1
Vanadium	ND		0.0040		mg/L		11/09/20 17:22	11/10/20 16:45	1
Zinc	ND		0.0070		mg/L		11/09/20 17:22	11/10/20 16:45	1

## General Chemistry

Analyte	Result	Qualifier	RL	MDL	Unit	D	Prepared	Analyzed	Dil Fac
Fluoride	0.24		0.20		mg/L			10/30/20 20:54	1
Nitrate Nitrite as N	ND		0.40		mg/L			10/30/20 20:54	1
Chloride	41		0.90		mg/L			10/30/20 20:54	1
Sulfate	18		1.2		mg/L			10/30/20 20:54	1
Ammonia	ND		0.50		mg/L		11/10/20 12:22	11/11/20 14:37	1
Total Organic Carbon	2.6		1.5		mg/L			11/06/20 05:25	1
Analyte	Result	Qualifier	RL	RL	Unit	D	Prepared	Analyzed	Dil Fac
Alkalinity	390		5.0		mg/L			11/02/20 13:14	1
Bicarbonate Alkalinity as CaCO3	390		5.0		mg/L			11/02/20 13:14	1
Carbonate Alkalinity as CaCO3	ND		5.0		mg/L			11/02/20 13:14	1
Hydroxide Alkalinity as CaCO3	ND		5.0		mg/L			11/02/20 13:14	1
Total Dissolved Solids	250		10		mg/L			11/02/20 14:42	1
Chemical Oxygen Demand	ND		10		mg/L		11/04/20 12:23	11/04/20 17:32	1

# Client Sample Results

Client: SCS Engineers  
 Project/Site: Coupeville Solid Waste Facility Groundwa

Job ID: 580-98647-1

**Client Sample ID: 1020-03**

**Lab Sample ID: 580-98647-19**

**Date Collected: 10/29/20 11:55**

**Matrix: Water**

**Date Received: 10/30/20 14:15**

**Method: 8260C LL - Volatile Organic Compounds by GC/MS**

Analyte	Result	Qualifier	RL	MDL	Unit	D	Prepared	Analyzed	Dil Fac
1,1,1,2-Tetrachloroethane	ND		0.30		ug/L			11/03/20 19:27	1
1,1,1-Trichloroethane	ND		0.20		ug/L			11/03/20 19:27	1
1,1,2,2-Tetrachloroethane	ND		0.20		ug/L			11/03/20 19:27	1
1,1,2-Trichloroethane	ND		0.20		ug/L			11/03/20 19:27	1
1,1-Dichloroethane	ND		0.20		ug/L			11/03/20 19:27	1
1,1-Dichloroethene	ND		0.20		ug/L			11/03/20 19:27	1
1,2,3-Trichloropropane	ND		0.20		ug/L			11/03/20 19:27	1
1,2-Dibromo-3-Chloropropane	ND		2.0		ug/L			11/03/20 19:27	1
1,2-Dibromoethane	ND		0.10		ug/L			11/03/20 19:27	1
1,2-Dichlorobenzene	ND		0.30		ug/L			11/03/20 19:27	1
1,2-Dichloroethane	ND		0.20		ug/L			11/03/20 19:27	1
1,2-Dichloropropane	ND		0.20		ug/L			11/03/20 19:27	1
1,4-Dichlorobenzene	ND		0.30		ug/L			11/03/20 19:27	1
2-Butanone	ND		10		ug/L			11/03/20 19:27	1
2-Hexanone	ND	*1	3.0		ug/L			11/03/20 19:27	1
4-Methyl-2-pentanone	ND		10		ug/L			11/03/20 19:27	1
Acetone	ND		10		ug/L			11/03/20 19:27	1
Acrylonitrile	ND		10		ug/L			11/03/20 19:27	1
Benzene	ND		0.20		ug/L			11/03/20 19:27	1
Bromochloromethane	ND		0.20		ug/L			11/03/20 19:27	1
Bromodichloromethane	ND		0.20		ug/L			11/03/20 19:27	1
Bromoform	ND		0.50		ug/L			11/03/20 19:27	1
Bromomethane	ND		0.50		ug/L			11/03/20 19:27	1
Carbon disulfide	ND		0.30		ug/L			11/03/20 19:27	1
Carbon tetrachloride	ND		0.20		ug/L			11/03/20 19:27	1
Chlorobenzene	ND		0.20		ug/L			11/03/20 19:27	1
Chloroethane	ND		0.50		ug/L			11/03/20 19:27	1
Chloroform	ND		0.20		ug/L			11/03/20 19:27	1
Chloromethane	ND		0.50		ug/L			11/03/20 19:27	1
cis-1,2-Dichloroethene	ND		0.20		ug/L			11/03/20 19:27	1
cis-1,3-Dichloropropene	ND		0.20		ug/L			11/03/20 19:27	1
Dibromochloromethane	ND		0.20		ug/L			11/03/20 19:27	1
Dibromomethane	ND		0.20		ug/L			11/03/20 19:27	1
Ethylbenzene	ND		0.20		ug/L			11/03/20 19:27	1
m,p-Xylene	ND		0.50		ug/L			11/03/20 19:27	1
Methyl iodide	ND		0.50		ug/L			11/03/20 19:27	1
Methylene Chloride	ND		5.0		ug/L			11/03/20 19:27	1
o-Xylene	ND		0.50		ug/L			11/03/20 19:27	1
Styrene	ND		1.0		ug/L			11/03/20 19:27	1
Tetrachloroethene	ND		0.50		ug/L			11/03/20 19:27	1
Toluene	ND		0.20		ug/L			11/03/20 19:27	1
trans-1,2-Dichloroethene	ND		0.20		ug/L			11/03/20 19:27	1
trans-1,3-Dichloropropene	ND		0.20		ug/L			11/03/20 19:27	1
trans-1,4-Dichloro-2-butene	ND		2.0		ug/L			11/03/20 19:27	1
Trichloroethene	ND		0.20		ug/L			11/03/20 19:27	1
Trichlorofluoromethane	ND		0.50		ug/L			11/03/20 19:27	1
Vinyl acetate	ND		2.0		ug/L			11/03/20 19:27	1
Vinyl chloride	ND		0.020		ug/L			11/03/20 19:27	1

Eurofins TestAmerica, Seattle

# Client Sample Results

Client: SCS Engineers  
Project/Site: Coupeville Solid Waste Facility Groundwa

Job ID: 580-98647-1

**Client Sample ID: 1020-03**

**Lab Sample ID: 580-98647-19**

**Date Collected: 10/29/20 11:55**

**Matrix: Water**

**Date Received: 10/30/20 14:15**

Surrogate	%Recovery	Qualifier	Limits	Prepared	Analyzed	Dil Fac
1,2-Dichloroethane-d4 (Surr)	113		80 - 120		11/03/20 19:27	1
4-Bromofluorobenzene (Surr)	101		80 - 120		11/03/20 19:27	1
Dibromofluoromethane (Surr)	109		80 - 120		11/03/20 19:27	1
Toluene-d8 (Surr)	100		80 - 120		11/03/20 19:27	1

## Method: 6010D - Metals (ICP) - Dissolved

Analyte	Result	Qualifier	RL	MDL	Unit	D	Prepared	Analyzed	Dil Fac
Calcium	180		1.1		mg/L		11/03/20 07:59	11/03/20 16:08	1
Iron	1.9		0.30		mg/L		11/03/20 07:59	11/03/20 16:08	1
Magnesium	83		1.1		mg/L		11/03/20 07:59	11/03/20 16:08	1
Manganese	0.22		0.020		mg/L		11/03/20 07:59	11/03/20 16:08	1
Potassium	8.2		3.3		mg/L		11/03/20 07:59	11/03/20 16:08	1
Sodium	33		2.0		mg/L		11/03/20 07:59	11/03/20 16:08	1

## Method: 6020B - Metals (ICP/MS) - Total Recoverable

Analyte	Result	Qualifier	RL	MDL	Unit	D	Prepared	Analyzed	Dil Fac
Arsenic	0.0057		0.0010		mg/L		11/09/20 17:22	11/10/20 16:49	1
Antimony	ND		0.00080		mg/L		11/09/20 17:22	11/10/20 16:49	1
Barium	0.076		0.0012		mg/L		11/09/20 17:22	11/10/20 16:49	1
Beryllium	ND		0.00040		mg/L		11/09/20 17:22	11/10/20 16:49	1
Cadmium	ND		0.00080		mg/L		11/09/20 17:22	11/10/20 16:49	1
Chromium	ND		0.00080		mg/L		11/09/20 17:22	11/10/20 16:49	1
Cobalt	ND		0.00040		mg/L		11/09/20 17:22	11/10/20 16:49	1
Copper	ND		0.0020		mg/L		11/09/20 17:22	11/10/20 16:49	1
Lead	ND		0.00080		mg/L		11/09/20 17:22	11/10/20 16:49	1
Nickel	ND		0.0030		mg/L		11/09/20 17:22	11/10/20 16:49	1
Selenium	ND		0.0080		mg/L		11/09/20 17:22	11/10/20 16:49	1
Silver	ND		0.00040		mg/L		11/09/20 17:22	11/10/20 16:49	1
Thallium	ND		0.0010		mg/L		11/09/20 17:22	11/10/20 16:49	1
Vanadium	ND		0.0040		mg/L		11/09/20 17:22	11/10/20 16:49	1
Zinc	ND		0.0070		mg/L		11/09/20 17:22	11/10/20 16:49	1

## General Chemistry

Analyte	Result	Qualifier	RL	MDL	Unit	D	Prepared	Analyzed	Dil Fac
Fluoride	0.33		0.20		mg/L			10/30/20 21:29	1
Nitrate Nitrite as N	ND		0.40		mg/L			10/30/20 21:29	1
Chloride	23		0.90		mg/L			10/30/20 21:29	1
Sulfate	27		1.2		mg/L			10/30/20 21:29	1
Ammonia	ND		0.50		mg/L		11/10/20 12:22	11/11/20 14:37	1
Total Organic Carbon	5.8		1.5		mg/L			11/06/20 05:41	1
Analyte	Result	Qualifier	RL	RL	Unit	D	Prepared	Analyzed	Dil Fac
Alkalinity	670		5.0		mg/L			11/02/20 13:14	1
Bicarbonate Alkalinity as CaCO3	670		5.0		mg/L			11/02/20 13:14	1
Carbonate Alkalinity as CaCO3	ND		5.0		mg/L			11/02/20 13:14	1
Hydroxide Alkalinity as CaCO3	ND		5.0		mg/L			11/02/20 13:14	1
Total Dissolved Solids	700		10		mg/L			11/02/20 14:42	1
Chemical Oxygen Demand	ND		10		mg/L		11/04/20 12:23	11/04/20 17:32	1

# Client Sample Results

Client: SCS Engineers  
 Project/Site: Coupeville Solid Waste Facility Groundwa

Job ID: 580-98647-1

**Client Sample ID: 1020-02**

**Lab Sample ID: 580-98647-20**

**Date Collected: 10/29/20 11:08**

**Matrix: Water**

**Date Received: 10/30/20 14:15**

**Method: 8260C LL - Volatile Organic Compounds by GC/MS**

Analyte	Result	Qualifier	RL	MDL	Unit	D	Prepared	Analyzed	Dil Fac
1,1,1,2-Tetrachloroethane	ND		0.30		ug/L			11/03/20 19:53	1
1,1,1-Trichloroethane	ND		0.20		ug/L			11/03/20 19:53	1
1,1,2,2-Tetrachloroethane	ND		0.20		ug/L			11/03/20 19:53	1
1,1,2-Trichloroethane	ND		0.20		ug/L			11/03/20 19:53	1
1,1-Dichloroethane	ND		0.20		ug/L			11/03/20 19:53	1
1,1-Dichloroethene	ND		0.20		ug/L			11/03/20 19:53	1
1,2,3-Trichloropropane	ND		0.20		ug/L			11/03/20 19:53	1
1,2-Dibromo-3-Chloropropane	ND		2.0		ug/L			11/03/20 19:53	1
1,2-Dibromoethane	ND		0.10		ug/L			11/03/20 19:53	1
1,2-Dichlorobenzene	ND		0.30		ug/L			11/03/20 19:53	1
1,2-Dichloroethane	ND		0.20		ug/L			11/03/20 19:53	1
1,2-Dichloropropane	ND		0.20		ug/L			11/03/20 19:53	1
1,4-Dichlorobenzene	ND		0.30		ug/L			11/03/20 19:53	1
2-Butanone	ND		10		ug/L			11/03/20 19:53	1
2-Hexanone	ND	*1	3.0		ug/L			11/03/20 19:53	1
4-Methyl-2-pentanone	ND		10		ug/L			11/03/20 19:53	1
Acetone	ND		10		ug/L			11/03/20 19:53	1
Acrylonitrile	ND		10		ug/L			11/03/20 19:53	1
Benzene	ND		0.20		ug/L			11/03/20 19:53	1
Bromochloromethane	ND		0.20		ug/L			11/03/20 19:53	1
Bromodichloromethane	ND		0.20		ug/L			11/03/20 19:53	1
Bromoform	ND		0.50		ug/L			11/03/20 19:53	1
Bromomethane	ND		0.50		ug/L			11/03/20 19:53	1
Carbon disulfide	ND		0.30		ug/L			11/03/20 19:53	1
Carbon tetrachloride	ND		0.20		ug/L			11/03/20 19:53	1
Chlorobenzene	ND		0.20		ug/L			11/03/20 19:53	1
Chloroethane	ND		0.50		ug/L			11/03/20 19:53	1
Chloroform	ND		0.20		ug/L			11/03/20 19:53	1
Chloromethane	ND		0.50		ug/L			11/03/20 19:53	1
cis-1,2-Dichloroethene	ND		0.20		ug/L			11/03/20 19:53	1
cis-1,3-Dichloropropene	ND		0.20		ug/L			11/03/20 19:53	1
Dibromochloromethane	ND		0.20		ug/L			11/03/20 19:53	1
Dibromomethane	ND		0.20		ug/L			11/03/20 19:53	1
Ethylbenzene	ND		0.20		ug/L			11/03/20 19:53	1
m,p-Xylene	ND		0.50		ug/L			11/03/20 19:53	1
Methyl iodide	ND		0.50		ug/L			11/03/20 19:53	1
Methylene Chloride	ND		5.0		ug/L			11/03/20 19:53	1
o-Xylene	ND		0.50		ug/L			11/03/20 19:53	1
Styrene	ND		1.0		ug/L			11/03/20 19:53	1
Tetrachloroethene	ND		0.50		ug/L			11/03/20 19:53	1
Toluene	ND		0.20		ug/L			11/03/20 19:53	1
trans-1,2-Dichloroethene	ND		0.20		ug/L			11/03/20 19:53	1
trans-1,3-Dichloropropene	ND		0.20		ug/L			11/03/20 19:53	1
trans-1,4-Dichloro-2-butene	ND		2.0		ug/L			11/03/20 19:53	1
Trichloroethene	ND		0.20		ug/L			11/03/20 19:53	1
Trichlorofluoromethane	ND		0.50		ug/L			11/03/20 19:53	1
Vinyl acetate	ND		2.0		ug/L			11/03/20 19:53	1
Vinyl chloride	ND		0.020		ug/L			11/03/20 19:53	1

# Client Sample Results

Client: SCS Engineers  
 Project/Site: Coupeville Solid Waste Facility Groundwa

Job ID: 580-98647-1

**Client Sample ID: 1020-02**

**Lab Sample ID: 580-98647-20**

**Date Collected: 10/29/20 11:08**

**Matrix: Water**

**Date Received: 10/30/20 14:15**

Surrogate	%Recovery	Qualifier	Limits	Prepared	Analyzed	Dil Fac
1,2-Dichloroethane-d4 (Surr)	111		80 - 120		11/03/20 19:53	1
4-Bromofluorobenzene (Surr)	102		80 - 120		11/03/20 19:53	1
Dibromofluoromethane (Surr)	108		80 - 120		11/03/20 19:53	1
Toluene-d8 (Surr)	99		80 - 120		11/03/20 19:53	1

## Method: 6010D - Metals (ICP) - Dissolved

Analyte	Result	Qualifier	RL	MDL	Unit	D	Prepared	Analyzed	Dil Fac
Calcium	74		1.1		mg/L		11/03/20 07:59	11/03/20 16:12	1
Iron	ND		0.30		mg/L		11/03/20 07:59	11/03/20 16:12	1
Magnesium	47		1.1		mg/L		11/03/20 07:59	11/03/20 16:12	1
Manganese	0.30		0.020		mg/L		11/03/20 07:59	11/03/20 16:12	1
Potassium	6.8		3.3		mg/L		11/03/20 07:59	11/03/20 16:12	1
Sodium	27		2.0		mg/L		11/03/20 07:59	11/03/20 16:12	1

## Method: 6020B - Metals (ICP/MS) - Total Recoverable

Analyte	Result	Qualifier	RL	MDL	Unit	D	Prepared	Analyzed	Dil Fac
Arsenic	0.0061		0.0010		mg/L		11/09/20 17:22	11/10/20 16:53	1
Antimony	ND		0.00080		mg/L		11/09/20 17:22	11/10/20 16:53	1
Barium	0.031		0.0012		mg/L		11/09/20 17:22	11/10/20 16:53	1
Beryllium	ND		0.00040		mg/L		11/09/20 17:22	11/10/20 16:53	1
Cadmium	ND		0.00080		mg/L		11/09/20 17:22	11/10/20 16:53	1
Chromium	ND		0.00080		mg/L		11/09/20 17:22	11/10/20 16:53	1
Cobalt	ND		0.00040		mg/L		11/09/20 17:22	11/10/20 16:53	1
Copper	ND		0.0020		mg/L		11/09/20 17:22	11/10/20 16:53	1
Lead	ND		0.00080		mg/L		11/09/20 17:22	11/10/20 16:53	1
Nickel	ND		0.0030		mg/L		11/09/20 17:22	11/10/20 16:53	1
Selenium	ND		0.0080		mg/L		11/09/20 17:22	11/10/20 16:53	1
Silver	ND		0.00040		mg/L		11/09/20 17:22	11/10/20 16:53	1
Thallium	ND		0.0010		mg/L		11/09/20 17:22	11/10/20 16:53	1
Vanadium	ND		0.0040		mg/L		11/09/20 17:22	11/10/20 16:53	1
Zinc	ND		0.0070		mg/L		11/09/20 17:22	11/10/20 16:53	1

## General Chemistry

Analyte	Result	Qualifier	RL	MDL	Unit	D	Prepared	Analyzed	Dil Fac
Fluoride	0.22		0.20		mg/L			10/30/20 21:41	1
Nitrate Nitrite as N	ND		0.40		mg/L			10/30/20 21:41	1
Chloride	35		0.90		mg/L			10/30/20 21:41	1
Sulfate	15		1.2		mg/L			10/30/20 21:41	1
Ammonia	ND		0.50		mg/L		11/10/20 12:22	11/11/20 14:37	1
Total Organic Carbon	3.4		1.5		mg/L			11/06/20 05:57	1
Analyte	Result	Qualifier	RL	RL	Unit	D	Prepared	Analyzed	Dil Fac
Alkalinity	320		5.0		mg/L			11/02/20 13:14	1
Bicarbonate Alkalinity as CaCO3	320		5.0		mg/L			11/02/20 13:14	1
Carbonate Alkalinity as CaCO3	ND		5.0		mg/L			11/02/20 13:14	1
Hydroxide Alkalinity as CaCO3	ND		5.0		mg/L			11/02/20 13:14	1
Total Dissolved Solids	320		10		mg/L			11/02/20 14:42	1
Chemical Oxygen Demand	ND		10		mg/L		11/04/20 12:23	11/04/20 17:32	1

# Client Sample Results

Client: SCS Engineers  
 Project/Site: Coupeville Solid Waste Facility Groundwa

Job ID: 580-98647-1

**Client Sample ID: 1020-06**

**Lab Sample ID: 580-98647-21**

**Date Collected: 10/29/20 10:04**

**Matrix: Water**

**Date Received: 10/30/20 14:15**

**Method: 8260C LL - Volatile Organic Compounds by GC/MS**

Analyte	Result	Qualifier	RL	MDL	Unit	D	Prepared	Analyzed	Dil Fac
1,1,1,2-Tetrachloroethane	ND		0.30		ug/L			11/03/20 20:18	1
1,1,1-Trichloroethane	ND		0.20		ug/L			11/03/20 20:18	1
1,1,2,2-Tetrachloroethane	ND		0.20		ug/L			11/03/20 20:18	1
1,1,2-Trichloroethane	ND		0.20		ug/L			11/03/20 20:18	1
1,1-Dichloroethane	ND		0.20		ug/L			11/03/20 20:18	1
1,1-Dichloroethene	ND		0.20		ug/L			11/03/20 20:18	1
1,2,3-Trichloropropane	ND		0.20		ug/L			11/03/20 20:18	1
1,2-Dibromo-3-Chloropropane	ND		2.0		ug/L			11/03/20 20:18	1
1,2-Dibromoethane	ND		0.10		ug/L			11/03/20 20:18	1
1,2-Dichlorobenzene	ND		0.30		ug/L			11/03/20 20:18	1
1,2-Dichloroethane	ND		0.20		ug/L			11/03/20 20:18	1
1,2-Dichloropropane	ND		0.20		ug/L			11/03/20 20:18	1
1,4-Dichlorobenzene	ND		0.30		ug/L			11/03/20 20:18	1
2-Butanone	ND		10		ug/L			11/03/20 20:18	1
2-Hexanone	ND	*1	3.0		ug/L			11/03/20 20:18	1
4-Methyl-2-pentanone	ND		10		ug/L			11/03/20 20:18	1
Acetone	ND		10		ug/L			11/03/20 20:18	1
Acrylonitrile	ND		10		ug/L			11/03/20 20:18	1
Benzene	ND		0.20		ug/L			11/03/20 20:18	1
Bromochloromethane	ND		0.20		ug/L			11/03/20 20:18	1
Bromodichloromethane	ND		0.20		ug/L			11/03/20 20:18	1
Bromoform	ND		0.50		ug/L			11/03/20 20:18	1
Bromomethane	ND		0.50		ug/L			11/03/20 20:18	1
Carbon disulfide	ND		0.30		ug/L			11/03/20 20:18	1
Carbon tetrachloride	ND		0.20		ug/L			11/03/20 20:18	1
Chlorobenzene	ND		0.20		ug/L			11/03/20 20:18	1
Chloroethane	ND		0.50		ug/L			11/03/20 20:18	1
Chloroform	ND		0.20		ug/L			11/03/20 20:18	1
Chloromethane	ND		0.50		ug/L			11/03/20 20:18	1
cis-1,2-Dichloroethene	ND		0.20		ug/L			11/03/20 20:18	1
cis-1,3-Dichloropropene	ND		0.20		ug/L			11/03/20 20:18	1
Dibromochloromethane	ND		0.20		ug/L			11/03/20 20:18	1
Dibromomethane	ND		0.20		ug/L			11/03/20 20:18	1
Ethylbenzene	ND		0.20		ug/L			11/03/20 20:18	1
m,p-Xylene	ND		0.50		ug/L			11/03/20 20:18	1
Methyl iodide	ND		0.50		ug/L			11/03/20 20:18	1
Methylene Chloride	ND		5.0		ug/L			11/03/20 20:18	1
o-Xylene	ND		0.50		ug/L			11/03/20 20:18	1
Styrene	ND		1.0		ug/L			11/03/20 20:18	1
Tetrachloroethene	ND		0.50		ug/L			11/03/20 20:18	1
Toluene	ND		0.20		ug/L			11/03/20 20:18	1
trans-1,2-Dichloroethene	ND		0.20		ug/L			11/03/20 20:18	1
trans-1,3-Dichloropropene	ND		0.20		ug/L			11/03/20 20:18	1
trans-1,4-Dichloro-2-butene	ND		2.0		ug/L			11/03/20 20:18	1
Trichloroethene	ND		0.20		ug/L			11/03/20 20:18	1
Trichlorofluoromethane	ND		0.50		ug/L			11/03/20 20:18	1
Vinyl acetate	ND		2.0		ug/L			11/03/20 20:18	1
Vinyl chloride	ND		0.020		ug/L			11/03/20 20:18	1

# Client Sample Results

Client: SCS Engineers  
 Project/Site: Coupeville Solid Waste Facility Groundwa

Job ID: 580-98647-1

**Client Sample ID: 1020-06**

**Lab Sample ID: 580-98647-21**

**Date Collected: 10/29/20 10:04**

**Matrix: Water**

**Date Received: 10/30/20 14:15**

Surrogate	%Recovery	Qualifier	Limits	Prepared	Analyzed	Dil Fac
1,2-Dichloroethane-d4 (Surr)	113		80 - 120		11/03/20 20:18	1
4-Bromofluorobenzene (Surr)	96		80 - 120		11/03/20 20:18	1
Dibromofluoromethane (Surr)	108		80 - 120		11/03/20 20:18	1
Toluene-d8 (Surr)	98		80 - 120		11/03/20 20:18	1

### Method: 6010D - Metals (ICP) - Dissolved

Analyte	Result	Qualifier	RL	MDL	Unit	D	Prepared	Analyzed	Dil Fac
Calcium	52		1.1		mg/L		11/03/20 07:59	11/03/20 16:15	1
Iron	1.0		0.30		mg/L		11/03/20 07:59	11/03/20 16:15	1
Magnesium	28		1.1		mg/L		11/03/20 07:59	11/03/20 16:15	1
Manganese	0.28		0.020		mg/L		11/03/20 07:59	11/03/20 16:15	1
Potassium	5.5		3.3		mg/L		11/03/20 07:59	11/03/20 16:15	1
Sodium	24		2.0		mg/L		11/03/20 07:59	11/03/20 16:15	1

### Method: 6020B - Metals (ICP/MS) - Total Recoverable

Analyte	Result	Qualifier	RL	MDL	Unit	D	Prepared	Analyzed	Dil Fac
Arsenic	0.0045		0.0010		mg/L		11/09/20 17:22	11/10/20 16:57	1
Antimony	ND		0.00080		mg/L		11/09/20 17:22	11/10/20 16:57	1
Barium	0.083		0.0012		mg/L		11/09/20 17:22	11/10/20 16:57	1
Beryllium	ND		0.00040		mg/L		11/09/20 17:22	11/10/20 16:57	1
Cadmium	ND		0.00080		mg/L		11/09/20 17:22	11/10/20 16:57	1
Chromium	ND		0.00080		mg/L		11/09/20 17:22	11/10/20 16:57	1
Cobalt	ND		0.00040		mg/L		11/09/20 17:22	11/10/20 16:57	1
Copper	ND		0.0020		mg/L		11/09/20 17:22	11/10/20 16:57	1
Lead	ND		0.00080		mg/L		11/09/20 17:22	11/10/20 16:57	1
Nickel	ND		0.0030		mg/L		11/09/20 17:22	11/10/20 16:57	1
Selenium	ND		0.0080		mg/L		11/09/20 17:22	11/10/20 16:57	1
Silver	ND		0.00040		mg/L		11/09/20 17:22	11/10/20 16:57	1
Thallium	ND		0.0010		mg/L		11/09/20 17:22	11/10/20 16:57	1
Vanadium	ND		0.0040		mg/L		11/09/20 17:22	11/10/20 16:57	1
Zinc	ND		0.0070		mg/L		11/09/20 17:22	11/10/20 16:57	1

### General Chemistry

Analyte	Result	Qualifier	RL	MDL	Unit	D	Prepared	Analyzed	Dil Fac
Fluoride	0.23		0.20		mg/L			10/30/20 21:53	1
Nitrate Nitrite as N	ND		0.40		mg/L			10/30/20 21:53	1
Chloride	13		0.90		mg/L			10/30/20 21:53	1
Sulfate	25		1.2		mg/L			10/30/20 21:53	1
Ammonia	ND		0.50		mg/L		11/10/20 12:22	11/11/20 14:37	1
Total Organic Carbon	2.6		1.5		mg/L			11/06/20 06:13	1
Analyte	Result	Qualifier	RL	RL	Unit	D	Prepared	Analyzed	Dil Fac
Alkalinity	230		5.0		mg/L			11/04/20 16:31	1
Bicarbonate Alkalinity as CaCO3	230		5.0		mg/L			11/04/20 16:31	1
Carbonate Alkalinity as CaCO3	ND		5.0		mg/L			11/04/20 16:31	1
Hydroxide Alkalinity as CaCO3	ND		5.0		mg/L			11/04/20 16:31	1
Total Dissolved Solids	230		10		mg/L			11/02/20 14:22	1
Chemical Oxygen Demand	ND		10		mg/L		11/06/20 12:37	11/06/20 17:44	1

# Client Sample Results

Client: SCS Engineers  
 Project/Site: Coupeville Solid Waste Facility Groundwa

Job ID: 580-98647-1

**Client Sample ID: 1020-14**

**Lab Sample ID: 580-98647-22**

Date Collected: 10/29/20 17:54

Matrix: Water

Date Received: 10/30/20 14:15

**Method: 8260C LL - Volatile Organic Compounds by GC/MS**

Analyte	Result	Qualifier	RL	MDL	Unit	D	Prepared	Analyzed	Dil Fac
1,1,1,2-Tetrachloroethane	ND		0.30		ug/L			11/03/20 20:44	1
<b>1,1,1-Trichloroethane</b>	<b>0.52</b>		0.20		ug/L			11/03/20 20:44	1
1,1,2,2-Tetrachloroethane	ND		0.20		ug/L			11/03/20 20:44	1
1,1,2-Trichloroethane	ND		0.20		ug/L			11/03/20 20:44	1
1,1-Dichloroethane	ND		0.20		ug/L			11/03/20 20:44	1
1,1-Dichloroethene	ND		0.20		ug/L			11/03/20 20:44	1
1,2,3-Trichloropropane	ND		0.20		ug/L			11/03/20 20:44	1
1,2-Dibromo-3-Chloropropane	ND		2.0		ug/L			11/03/20 20:44	1
1,2-Dibromoethane	ND		0.10		ug/L			11/03/20 20:44	1
1,2-Dichlorobenzene	ND		0.30		ug/L			11/03/20 20:44	1
1,2-Dichloroethane	ND		0.20		ug/L			11/03/20 20:44	1
1,2-Dichloropropane	ND		0.20		ug/L			11/03/20 20:44	1
1,4-Dichlorobenzene	ND		0.30		ug/L			11/03/20 20:44	1
2-Butanone	ND		10		ug/L			11/03/20 20:44	1
2-Hexanone	ND	*1	3.0		ug/L			11/03/20 20:44	1
4-Methyl-2-pentanone	ND		10		ug/L			11/03/20 20:44	1
Acetone	ND		10		ug/L			11/03/20 20:44	1
Acrylonitrile	ND		10		ug/L			11/03/20 20:44	1
Benzene	ND		0.20		ug/L			11/03/20 20:44	1
Bromochloromethane	ND		0.20		ug/L			11/03/20 20:44	1
Bromodichloromethane	ND		0.20		ug/L			11/03/20 20:44	1
Bromoform	ND		0.50		ug/L			11/03/20 20:44	1
Bromomethane	ND		0.50		ug/L			11/03/20 20:44	1
Carbon disulfide	ND		0.30		ug/L			11/03/20 20:44	1
Carbon tetrachloride	ND		0.20		ug/L			11/03/20 20:44	1
Chlorobenzene	ND		0.20		ug/L			11/03/20 20:44	1
Chloroethane	ND		0.50		ug/L			11/03/20 20:44	1
Chloroform	ND		0.20		ug/L			11/03/20 20:44	1
Chloromethane	ND		0.50		ug/L			11/03/20 20:44	1
cis-1,2-Dichloroethene	ND		0.20		ug/L			11/03/20 20:44	1
cis-1,3-Dichloropropene	ND		0.20		ug/L			11/03/20 20:44	1
Dibromochloromethane	ND		0.20		ug/L			11/03/20 20:44	1
Dibromomethane	ND		0.20		ug/L			11/03/20 20:44	1
Ethylbenzene	ND		0.20		ug/L			11/03/20 20:44	1
m,p-Xylene	ND		0.50		ug/L			11/03/20 20:44	1
Methyl iodide	ND		0.50		ug/L			11/03/20 20:44	1
Methylene Chloride	ND		5.0		ug/L			11/03/20 20:44	1
o-Xylene	ND		0.50		ug/L			11/03/20 20:44	1
Styrene	ND		1.0		ug/L			11/03/20 20:44	1
Tetrachloroethene	ND		0.50		ug/L			11/03/20 20:44	1
Toluene	ND		0.20		ug/L			11/03/20 20:44	1
trans-1,2-Dichloroethene	ND		0.20		ug/L			11/03/20 20:44	1
trans-1,3-Dichloropropene	ND		0.20		ug/L			11/03/20 20:44	1
trans-1,4-Dichloro-2-butene	ND		2.0		ug/L			11/03/20 20:44	1
Trichloroethene	ND		0.20		ug/L			11/03/20 20:44	1
<b>Trichlorofluoromethane</b>	<b>5.4</b>		0.50		ug/L			11/03/20 20:44	1
Vinyl acetate	ND		2.0		ug/L			11/03/20 20:44	1
Vinyl chloride	ND		0.020		ug/L			11/03/20 20:44	1

# Client Sample Results

Client: SCS Engineers  
 Project/Site: Coupeville Solid Waste Facility Groundwa

Job ID: 580-98647-1

**Client Sample ID: 1020-14**

**Lab Sample ID: 580-98647-22**

**Date Collected: 10/29/20 17:54**

**Matrix: Water**

**Date Received: 10/30/20 14:15**

Surrogate	%Recovery	Qualifier	Limits	Prepared	Analyzed	Dil Fac
1,2-Dichloroethane-d4 (Surr)	113		80 - 120		11/03/20 20:44	1
4-Bromofluorobenzene (Surr)	102		80 - 120		11/03/20 20:44	1
Dibromofluoromethane (Surr)	111		80 - 120		11/03/20 20:44	1
Toluene-d8 (Surr)	97		80 - 120		11/03/20 20:44	1

### Method: 6010D - Metals (ICP) - Dissolved

Analyte	Result	Qualifier	RL	MDL	Unit	D	Prepared	Analyzed	Dil Fac
<b>Calcium</b>	<b>120</b>		1.1		mg/L		11/03/20 07:59	11/03/20 16:18	1
Iron	ND		0.30		mg/L		11/03/20 07:59	11/03/20 16:18	1
<b>Magnesium</b>	<b>73</b>		1.1		mg/L		11/03/20 07:59	11/03/20 16:18	1
Manganese	ND		0.020		mg/L		11/03/20 07:59	11/03/20 16:18	1
<b>Potassium</b>	<b>6.3</b>		3.3		mg/L		11/03/20 07:59	11/03/20 16:18	1
<b>Sodium</b>	<b>27</b>		2.0		mg/L		11/03/20 07:59	11/03/20 16:18	1

### Method: 6020B - Metals (ICP/MS) - Total Recoverable

Analyte	Result	Qualifier	RL	MDL	Unit	D	Prepared	Analyzed	Dil Fac
<b>Arsenic</b>	<b>0.0020</b>		0.0010		mg/L		11/09/20 17:22	11/10/20 17:01	1
Antimony	ND		0.00080		mg/L		11/09/20 17:22	11/10/20 17:01	1
<b>Barium</b>	<b>0.031</b>		0.0012		mg/L		11/09/20 17:22	11/10/20 17:01	1
Beryllium	ND		0.00040		mg/L		11/09/20 17:22	11/10/20 17:01	1
Cadmium	ND		0.00080		mg/L		11/09/20 17:22	11/10/20 17:01	1
<b>Chromium</b>	<b>0.0087</b>		0.00080		mg/L		11/09/20 17:22	11/10/20 17:01	1
Cobalt	ND		0.00040		mg/L		11/09/20 17:22	11/10/20 17:01	1
Copper	ND		0.0020		mg/L		11/09/20 17:22	11/10/20 17:01	1
Lead	ND		0.00080		mg/L		11/09/20 17:22	11/10/20 17:01	1
<b>Nickel</b>	<b>0.0037</b>		0.0030		mg/L		11/09/20 17:22	11/10/20 17:01	1
Selenium	ND		0.0080		mg/L		11/09/20 17:22	11/10/20 17:01	1
Silver	ND		0.00040		mg/L		11/09/20 17:22	11/10/20 17:01	1
Thallium	ND		0.0010		mg/L		11/09/20 17:22	11/10/20 17:01	1
Vanadium	ND		0.0040		mg/L		11/09/20 17:22	11/10/20 17:01	1
Zinc	ND		0.0070		mg/L		11/09/20 17:22	11/10/20 17:01	1

### General Chemistry

Analyte	Result	Qualifier	RL	MDL	Unit	D	Prepared	Analyzed	Dil Fac
<b>Fluoride</b>	<b>0.48</b>		0.20		mg/L			10/30/20 22:05	1
<b>Nitrate Nitrite as N</b>	<b>23</b>		0.40		mg/L			10/30/20 22:05	1
<b>Nitrate Nitrite as N</b>	<b>26</b>	H	2.0		mg/L			11/02/20 09:42	5
<b>Chloride</b>	<b>56</b>		0.90		mg/L			10/30/20 22:05	1
<b>Sulfate</b>	<b>80</b>		1.2		mg/L			10/30/20 22:05	1
Ammonia	ND		0.50		mg/L		11/10/20 12:22	11/11/20 14:37	1
<b>Total Organic Carbon</b>	<b>4.8</b>		1.5		mg/L			11/06/20 06:28	1
Analyte	Result	Qualifier	RL	RL	Unit	D	Prepared	Analyzed	Dil Fac
<b>Alkalinity</b>	<b>360</b>		5.0		mg/L			11/04/20 16:31	1
<b>Bicarbonate Alkalinity as CaCO3</b>	<b>360</b>		5.0		mg/L			11/04/20 16:31	1
Carbonate Alkalinity as CaCO3	ND		5.0		mg/L			11/04/20 16:31	1
Hydroxide Alkalinity as CaCO3	ND		5.0		mg/L			11/04/20 16:31	1
<b>Total Dissolved Solids</b>	<b>690</b>		10		mg/L			11/02/20 14:22	1
Chemical Oxygen Demand	ND		10		mg/L		11/06/20 12:37	11/06/20 17:44	1

# Client Sample Results

Client: SCS Engineers  
 Project/Site: Coupeville Solid Waste Facility Groundwa

Job ID: 580-98647-1

**Client Sample ID: 1020-16**

**Lab Sample ID: 580-98647-23**

**Date Collected: 10/29/20 17:08**

**Matrix: Water**

**Date Received: 10/30/20 14:15**

**Method: 8260C LL - Volatile Organic Compounds by GC/MS**

Analyte	Result	Qualifier	RL	MDL	Unit	D	Prepared	Analyzed	Dil Fac
1,1,1,2-Tetrachloroethane	ND		0.30		ug/L			11/03/20 21:10	1
1,1,1-Trichloroethane	ND		0.20		ug/L			11/03/20 21:10	1
1,1,2,2-Tetrachloroethane	ND		0.20		ug/L			11/03/20 21:10	1
1,1,2-Trichloroethane	ND		0.20		ug/L			11/03/20 21:10	1
1,1-Dichloroethane	ND		0.20		ug/L			11/03/20 21:10	1
1,1-Dichloroethene	ND		0.20		ug/L			11/03/20 21:10	1
1,2,3-Trichloropropane	ND		0.20		ug/L			11/03/20 21:10	1
1,2-Dibromo-3-Chloropropane	ND		2.0		ug/L			11/03/20 21:10	1
1,2-Dibromoethane	ND		0.10		ug/L			11/03/20 21:10	1
1,2-Dichlorobenzene	ND		0.30		ug/L			11/03/20 21:10	1
1,2-Dichloroethane	ND		0.20		ug/L			11/03/20 21:10	1
1,2-Dichloropropane	ND		0.20		ug/L			11/03/20 21:10	1
1,4-Dichlorobenzene	ND		0.30		ug/L			11/03/20 21:10	1
2-Butanone	ND		10		ug/L			11/03/20 21:10	1
2-Hexanone	ND	*1	3.0		ug/L			11/03/20 21:10	1
4-Methyl-2-pentanone	ND		10		ug/L			11/03/20 21:10	1
Acetone	ND		10		ug/L			11/03/20 21:10	1
Acrylonitrile	ND		10		ug/L			11/03/20 21:10	1
Benzene	ND		0.20		ug/L			11/03/20 21:10	1
Bromochloromethane	ND		0.20		ug/L			11/03/20 21:10	1
Bromodichloromethane	ND		0.20		ug/L			11/03/20 21:10	1
Bromoform	ND		0.50		ug/L			11/03/20 21:10	1
Bromomethane	ND		0.50		ug/L			11/03/20 21:10	1
Carbon disulfide	ND		0.30		ug/L			11/03/20 21:10	1
Carbon tetrachloride	ND		0.20		ug/L			11/03/20 21:10	1
Chlorobenzene	ND		0.20		ug/L			11/03/20 21:10	1
Chloroethane	ND		0.50		ug/L			11/03/20 21:10	1
Chloroform	ND		0.20		ug/L			11/03/20 21:10	1
Chloromethane	ND		0.50		ug/L			11/03/20 21:10	1
cis-1,2-Dichloroethene	ND		0.20		ug/L			11/03/20 21:10	1
cis-1,3-Dichloropropene	ND		0.20		ug/L			11/03/20 21:10	1
Dibromochloromethane	ND		0.20		ug/L			11/03/20 21:10	1
Dibromomethane	ND		0.20		ug/L			11/03/20 21:10	1
Ethylbenzene	ND		0.20		ug/L			11/03/20 21:10	1
m,p-Xylene	ND		0.50		ug/L			11/03/20 21:10	1
Methyl iodide	ND		0.50		ug/L			11/03/20 21:10	1
Methylene Chloride	ND		5.0		ug/L			11/03/20 21:10	1
o-Xylene	ND		0.50		ug/L			11/03/20 21:10	1
Styrene	ND		1.0		ug/L			11/03/20 21:10	1
Tetrachloroethene	ND		0.50		ug/L			11/03/20 21:10	1
Toluene	ND		0.20		ug/L			11/03/20 21:10	1
trans-1,2-Dichloroethene	ND		0.20		ug/L			11/03/20 21:10	1
trans-1,3-Dichloropropene	ND		0.20		ug/L			11/03/20 21:10	1
trans-1,4-Dichloro-2-butene	ND		2.0		ug/L			11/03/20 21:10	1
Trichloroethene	ND		0.20		ug/L			11/03/20 21:10	1
Trichlorofluoromethane	ND		0.50		ug/L			11/03/20 21:10	1
Vinyl acetate	ND		2.0		ug/L			11/03/20 21:10	1
Vinyl chloride	ND		0.020		ug/L			11/03/20 21:10	1

# Client Sample Results

Client: SCS Engineers  
Project/Site: Coupeville Solid Waste Facility Groundwa

Job ID: 580-98647-1

**Client Sample ID: 1020-16**

**Lab Sample ID: 580-98647-23**

Date Collected: 10/29/20 17:08

Matrix: Water

Date Received: 10/30/20 14:15

Surrogate	%Recovery	Qualifier	Limits	Prepared	Analyzed	Dil Fac
1,2-Dichloroethane-d4 (Surr)	115		80 - 120		11/03/20 21:10	1
4-Bromofluorobenzene (Surr)	101		80 - 120		11/03/20 21:10	1
Dibromofluoromethane (Surr)	106		80 - 120		11/03/20 21:10	1
Toluene-d8 (Surr)	99		80 - 120		11/03/20 21:10	1

## Method: 6010D - Metals (ICP) - Dissolved

Analyte	Result	Qualifier	RL	MDL	Unit	D	Prepared	Analyzed	Dil Fac
Calcium	130		1.1		mg/L		11/03/20 07:59	11/03/20 16:21	1
Iron	ND		0.30		mg/L		11/03/20 07:59	11/03/20 16:21	1
Magnesium	100		1.1		mg/L		11/03/20 07:59	11/03/20 16:21	1
Manganese	0.32		0.020		mg/L		11/03/20 07:59	11/03/20 16:21	1
Potassium	9.7		3.3		mg/L		11/03/20 07:59	11/03/20 16:21	1
Sodium	46		2.0		mg/L		11/03/20 07:59	11/03/20 16:21	1

## Method: 6020B - Metals (ICP/MS) - Total Recoverable

Analyte	Result	Qualifier	RL	MDL	Unit	D	Prepared	Analyzed	Dil Fac
Arsenic	0.0051		0.0010		mg/L		11/09/20 17:22	11/10/20 17:21	1
Antimony	ND		0.00080		mg/L		11/09/20 17:22	11/10/20 17:21	1
Barium	0.11		0.0012		mg/L		11/09/20 17:22	11/10/20 17:21	1
Beryllium	ND		0.00040		mg/L		11/09/20 17:22	11/10/20 17:21	1
Cadmium	ND		0.00080		mg/L		11/09/20 17:22	11/10/20 17:21	1
Chromium	ND		0.00080		mg/L		11/09/20 17:22	11/10/20 17:21	1
Cobalt	ND		0.00040		mg/L		11/09/20 17:22	11/10/20 17:21	1
Copper	ND		0.0020		mg/L		11/09/20 17:22	11/10/20 17:21	1
Lead	ND		0.00080		mg/L		11/09/20 17:22	11/10/20 17:21	1
Nickel	0.0084		0.0030		mg/L		11/09/20 17:22	11/10/20 17:21	1
Selenium	ND		0.0080		mg/L		11/09/20 17:22	11/10/20 17:21	1
Silver	ND		0.00040		mg/L		11/09/20 17:22	11/10/20 17:21	1
Thallium	ND		0.0010		mg/L		11/09/20 17:22	11/10/20 17:21	1
Vanadium	ND		0.0040		mg/L		11/09/20 17:22	11/10/20 17:21	1
Zinc	ND		0.0070		mg/L		11/09/20 17:22	11/10/20 17:21	1

## General Chemistry

Analyte	Result	Qualifier	RL	MDL	Unit	D	Prepared	Analyzed	Dil Fac
Fluoride	1.1		0.20		mg/L			10/30/20 22:16	1
Nitrate Nitrite as N	ND		0.40		mg/L			10/30/20 22:16	1
Chloride	120		1.8		mg/L			11/02/20 16:25	2
Sulfate	140		2.4		mg/L			11/02/20 16:25	2
Ammonia	ND		0.50		mg/L		11/10/20 12:22	11/11/20 14:37	1
Total Organic Carbon	6.0		1.5		mg/L			11/09/20 23:02	1
Analyte	Result	Qualifier	RL	RL	Unit	D	Prepared	Analyzed	Dil Fac
Alkalinity	480		5.0		mg/L			11/04/20 16:31	1
Bicarbonate Alkalinity as CaCO3	480		5.0		mg/L			11/04/20 16:31	1
Carbonate Alkalinity as CaCO3	ND		5.0		mg/L			11/04/20 16:31	1
Hydroxide Alkalinity as CaCO3	ND		5.0		mg/L			11/04/20 16:31	1
Total Dissolved Solids	740		10		mg/L			11/02/20 14:42	1
Chemical Oxygen Demand	ND		10		mg/L		11/06/20 12:37	11/06/20 17:44	1

Eurofins TestAmerica, Seattle

# Client Sample Results

Client: SCS Engineers  
 Project/Site: Coupeville Solid Waste Facility Groundwa

Job ID: 580-98647-1

**Client Sample ID: 1020-15**

**Lab Sample ID: 580-98647-24**

**Date Collected: 10/30/20 09:50**

**Matrix: Water**

**Date Received: 10/30/20 14:15**

**Method: 8260C LL - Volatile Organic Compounds by GC/MS**

Analyte	Result	Qualifier	RL	MDL	Unit	D	Prepared	Analyzed	Dil Fac
1,1,1,2-Tetrachloroethane	ND		0.30		ug/L			11/05/20 18:18	1
1,1,1-Trichloroethane	ND		0.20		ug/L			11/05/20 18:18	1
1,1,2,2-Tetrachloroethane	ND		0.20		ug/L			11/05/20 18:18	1
1,1,2-Trichloroethane	ND		0.20		ug/L			11/05/20 18:18	1
1,1-Dichloroethane	ND		0.20		ug/L			11/05/20 18:18	1
1,1-Dichloroethene	ND		0.20		ug/L			11/05/20 18:18	1
1,2,3-Trichloropropane	ND		0.20		ug/L			11/05/20 18:18	1
1,2-Dibromo-3-Chloropropane	ND		2.0		ug/L			11/05/20 18:18	1
1,2-Dibromoethane	ND		0.10		ug/L			11/05/20 18:18	1
1,2-Dichlorobenzene	ND		0.30		ug/L			11/05/20 18:18	1
1,2-Dichloroethane	ND		0.20		ug/L			11/05/20 18:18	1
1,2-Dichloropropane	ND		0.20		ug/L			11/05/20 18:18	1
1,4-Dichlorobenzene	ND		0.30		ug/L			11/05/20 18:18	1
2-Butanone	ND		10		ug/L			11/05/20 18:18	1
2-Hexanone	ND		3.0		ug/L			11/05/20 18:18	1
4-Methyl-2-pentanone	ND		10		ug/L			11/05/20 18:18	1
Acetone	ND		10		ug/L			11/05/20 18:18	1
Acrylonitrile	ND		10		ug/L			11/05/20 18:18	1
Benzene	ND		0.20		ug/L			11/05/20 18:18	1
Bromochloromethane	ND		0.20		ug/L			11/05/20 18:18	1
Bromodichloromethane	ND		0.20		ug/L			11/05/20 18:18	1
Bromoform	ND		0.50		ug/L			11/05/20 18:18	1
Bromomethane	ND		0.50		ug/L			11/05/20 18:18	1
Carbon disulfide	ND		0.30		ug/L			11/05/20 18:18	1
Carbon tetrachloride	ND		0.20		ug/L			11/05/20 18:18	1
Chlorobenzene	ND		0.20		ug/L			11/05/20 18:18	1
Chloroethane	ND		0.50		ug/L			11/05/20 18:18	1
Chloroform	ND		0.20		ug/L			11/05/20 18:18	1
Chloromethane	ND		0.50		ug/L			11/05/20 18:18	1
cis-1,2-Dichloroethene	ND		0.20		ug/L			11/05/20 18:18	1
cis-1,3-Dichloropropene	ND		0.20		ug/L			11/05/20 18:18	1
Dibromochloromethane	ND		0.20		ug/L			11/05/20 18:18	1
Dibromomethane	ND		0.20		ug/L			11/05/20 18:18	1
Ethylbenzene	ND		0.20		ug/L			11/05/20 18:18	1
m,p-Xylene	ND		0.50		ug/L			11/05/20 18:18	1
Methyl iodide	ND		0.50		ug/L			11/05/20 18:18	1
Methylene Chloride	ND		5.0		ug/L			11/05/20 18:18	1
o-Xylene	ND		0.50		ug/L			11/05/20 18:18	1
Styrene	ND		1.0		ug/L			11/05/20 18:18	1
Tetrachloroethene	ND		0.50		ug/L			11/05/20 18:18	1
Toluene	ND		0.20		ug/L			11/05/20 18:18	1
trans-1,2-Dichloroethene	ND		0.20		ug/L			11/05/20 18:18	1
trans-1,3-Dichloropropene	ND		0.20		ug/L			11/05/20 18:18	1
trans-1,4-Dichloro-2-butene	ND		2.0		ug/L			11/05/20 18:18	1
Trichloroethene	ND		0.20		ug/L			11/05/20 18:18	1
Trichlorofluoromethane	ND		0.50		ug/L			11/05/20 18:18	1
Vinyl acetate	ND		2.0		ug/L			11/05/20 18:18	1
Vinyl chloride	ND		0.020		ug/L			11/05/20 18:18	1

# Client Sample Results

Client: SCS Engineers  
 Project/Site: Coupeville Solid Waste Facility Groundwa

Job ID: 580-98647-1

**Client Sample ID: 1020-15**

**Lab Sample ID: 580-98647-24**

**Date Collected: 10/30/20 09:50**

**Matrix: Water**

**Date Received: 10/30/20 14:15**

Surrogate	%Recovery	Qualifier	Limits	Prepared	Analyzed	Dil Fac
1,2-Dichloroethane-d4 (Surr)	108		80 - 120		11/05/20 18:18	1
4-Bromofluorobenzene (Surr)	98		80 - 120		11/05/20 18:18	1
Dibromofluoromethane (Surr)	105		80 - 120		11/05/20 18:18	1
Toluene-d8 (Surr)	100		80 - 120		11/05/20 18:18	1

### Method: 6010D - Metals (ICP) - Dissolved

Analyte	Result	Qualifier	RL	MDL	Unit	D	Prepared	Analyzed	Dil Fac
<b>Calcium</b>	<b>86</b>		1.1		mg/L		11/03/20 07:59	11/03/20 16:32	1
Iron	ND		0.30		mg/L		11/03/20 07:59	11/03/20 16:32	1
<b>Magnesium</b>	<b>49</b>		1.1		mg/L		11/03/20 07:59	11/03/20 16:32	1
Manganese	ND		0.020		mg/L		11/03/20 07:59	11/03/20 16:32	1
<b>Potassium</b>	<b>5.8</b>		3.3		mg/L		11/03/20 07:59	11/03/20 16:32	1
<b>Sodium</b>	<b>27</b>		2.0		mg/L		11/03/20 07:59	11/03/20 16:32	1

### Method: 6020B - Metals (ICP/MS) - Total Recoverable

Analyte	Result	Qualifier	RL	MDL	Unit	D	Prepared	Analyzed	Dil Fac
<b>Arsenic</b>	<b>0.0037</b>		0.0010		mg/L		11/09/20 17:22	11/10/20 17:25	1
Antimony	ND		0.00080		mg/L		11/09/20 17:22	11/10/20 17:25	1
<b>Barium</b>	<b>0.022</b>		0.0012		mg/L		11/09/20 17:22	11/10/20 17:25	1
Beryllium	ND		0.00040		mg/L		11/09/20 17:22	11/10/20 17:25	1
Cadmium	ND		0.00080		mg/L		11/09/20 17:22	11/10/20 17:25	1
<b>Chromium</b>	<b>0.0029</b>		0.00080		mg/L		11/09/20 17:22	11/10/20 17:25	1
Cobalt	ND		0.00040		mg/L		11/09/20 17:22	11/10/20 17:25	1
<b>Copper</b>	<b>0.0079</b>		0.0020		mg/L		11/09/20 17:22	11/10/20 17:25	1
Lead	ND		0.00080		mg/L		11/09/20 17:22	11/10/20 17:25	1
Nickel	ND		0.0030		mg/L		11/09/20 17:22	11/10/20 17:25	1
Selenium	ND		0.0080		mg/L		11/09/20 17:22	11/10/20 17:25	1
Silver	ND		0.00040		mg/L		11/09/20 17:22	11/10/20 17:25	1
Thallium	ND		0.0010		mg/L		11/09/20 17:22	11/10/20 17:25	1
<b>Vanadium</b>	<b>0.0061</b>		0.0040		mg/L		11/09/20 17:22	11/10/20 17:25	1
<b>Zinc</b>	<b>0.010</b>		0.0070		mg/L		11/09/20 17:22	11/10/20 17:25	1

### General Chemistry

Analyte	Result	Qualifier	RL	MDL	Unit	D	Prepared	Analyzed	Dil Fac
Fluoride	ND		0.20		mg/L			10/30/20 22:28	1
<b>Nitrate Nitrite as N</b>	<b>0.41</b>		0.40		mg/L			10/30/20 22:28	1
<b>Chloride</b>	<b>67</b>		0.90		mg/L			10/30/20 22:28	1
<b>Sulfate</b>	<b>57</b>		1.2		mg/L			10/30/20 22:28	1
Ammonia	ND		0.50		mg/L		11/10/20 12:22	11/11/20 14:37	1
<b>Total Organic Carbon</b>	<b>3.8</b>		1.5		mg/L			11/10/20 03:36	1
Analyte	Result	Qualifier	RL	RL	Unit	D	Prepared	Analyzed	Dil Fac
<b>Alkalinity</b>	<b>280</b>		5.0		mg/L			11/04/20 16:31	1
<b>Bicarbonate Alkalinity as CaCO3</b>	<b>280</b>		5.0		mg/L			11/04/20 16:31	1
Carbonate Alkalinity as CaCO3	ND		5.0		mg/L			11/04/20 16:31	1
Hydroxide Alkalinity as CaCO3	ND		5.0		mg/L			11/04/20 16:31	1
<b>Total Dissolved Solids</b>	<b>380</b>		10		mg/L			11/02/20 14:42	1
Chemical Oxygen Demand	ND		10		mg/L		11/06/20 12:37	11/06/20 17:44	1

# Client Sample Results

Client: SCS Engineers  
 Project/Site: Coupeville Solid Waste Facility Groundwa

Job ID: 580-98647-1

**Client Sample ID: 1020-25**

**Lab Sample ID: 580-98647-25**

**Date Collected: 10/30/20 09:15**

**Matrix: Water**

**Date Received: 10/30/20 14:15**

**Method: 8260C LL - Volatile Organic Compounds by GC/MS**

Analyte	Result	Qualifier	RL	MDL	Unit	D	Prepared	Analyzed	Dil Fac
1,1,1,2-Tetrachloroethane	ND		0.30		ug/L			11/05/20 18:42	1
1,1,1-Trichloroethane	ND		0.20		ug/L			11/05/20 18:42	1
1,1,2,2-Tetrachloroethane	ND		0.20		ug/L			11/05/20 18:42	1
1,1,2-Trichloroethane	ND		0.20		ug/L			11/05/20 18:42	1
1,1-Dichloroethane	ND		0.20		ug/L			11/05/20 18:42	1
1,1-Dichloroethene	ND		0.20		ug/L			11/05/20 18:42	1
1,2,3-Trichloropropane	ND		0.20		ug/L			11/05/20 18:42	1
1,2-Dibromo-3-Chloropropane	ND		2.0		ug/L			11/05/20 18:42	1
1,2-Dibromoethane	ND		0.10		ug/L			11/05/20 18:42	1
1,2-Dichlorobenzene	ND		0.30		ug/L			11/05/20 18:42	1
1,2-Dichloroethane	ND		0.20		ug/L			11/05/20 18:42	1
1,2-Dichloropropane	ND		0.20		ug/L			11/05/20 18:42	1
1,4-Dichlorobenzene	ND		0.30		ug/L			11/05/20 18:42	1
2-Butanone	ND		10		ug/L			11/05/20 18:42	1
2-Hexanone	ND		3.0		ug/L			11/05/20 18:42	1
4-Methyl-2-pentanone	ND		10		ug/L			11/05/20 18:42	1
Acetone	ND		10		ug/L			11/05/20 18:42	1
Acrylonitrile	ND		10		ug/L			11/05/20 18:42	1
Benzene	ND		0.20		ug/L			11/05/20 18:42	1
Bromochloromethane	ND		0.20		ug/L			11/05/20 18:42	1
Bromodichloromethane	ND		0.20		ug/L			11/05/20 18:42	1
Bromoform	ND		0.50		ug/L			11/05/20 18:42	1
Bromomethane	ND		0.50		ug/L			11/05/20 18:42	1
Carbon disulfide	ND		0.30		ug/L			11/05/20 18:42	1
Carbon tetrachloride	ND		0.20		ug/L			11/05/20 18:42	1
Chlorobenzene	ND		0.20		ug/L			11/05/20 18:42	1
Chloroethane	ND		0.50		ug/L			11/05/20 18:42	1
Chloroform	ND		0.20		ug/L			11/05/20 18:42	1
Chloromethane	ND		0.50		ug/L			11/05/20 18:42	1
cis-1,2-Dichloroethene	ND		0.20		ug/L			11/05/20 18:42	1
cis-1,3-Dichloropropene	ND		0.20		ug/L			11/05/20 18:42	1
Dibromochloromethane	ND		0.20		ug/L			11/05/20 18:42	1
Dibromomethane	ND		0.20		ug/L			11/05/20 18:42	1
Ethylbenzene	ND		0.20		ug/L			11/05/20 18:42	1
m,p-Xylene	ND		0.50		ug/L			11/05/20 18:42	1
Methyl iodide	ND		0.50		ug/L			11/05/20 18:42	1
Methylene Chloride	ND		5.0		ug/L			11/05/20 18:42	1
o-Xylene	ND		0.50		ug/L			11/05/20 18:42	1
Styrene	ND		1.0		ug/L			11/05/20 18:42	1
Tetrachloroethene	ND		0.50		ug/L			11/05/20 18:42	1
Toluene	ND		0.20		ug/L			11/05/20 18:42	1
trans-1,2-Dichloroethene	ND		0.20		ug/L			11/05/20 18:42	1
trans-1,3-Dichloropropene	ND		0.20		ug/L			11/05/20 18:42	1
trans-1,4-Dichloro-2-butene	ND		2.0		ug/L			11/05/20 18:42	1
Trichloroethene	ND		0.20		ug/L			11/05/20 18:42	1
Trichlorofluoromethane	ND		0.50		ug/L			11/05/20 18:42	1
Vinyl acetate	ND		2.0		ug/L			11/05/20 18:42	1
Vinyl chloride	ND		0.020		ug/L			11/05/20 18:42	1

# Client Sample Results

Client: SCS Engineers  
Project/Site: Coupeville Solid Waste Facility Groundwa

Job ID: 580-98647-1

**Client Sample ID: 1020-25**

**Lab Sample ID: 580-98647-25**

Date Collected: 10/30/20 09:15

Matrix: Water

Date Received: 10/30/20 14:15

Surrogate	%Recovery	Qualifier	Limits	Prepared	Analyzed	Dil Fac
1,2-Dichloroethane-d4 (Surr)	106		80 - 120		11/05/20 18:42	1
4-Bromofluorobenzene (Surr)	98		80 - 120		11/05/20 18:42	1
Dibromofluoromethane (Surr)	106		80 - 120		11/05/20 18:42	1
Toluene-d8 (Surr)	101		80 - 120		11/05/20 18:42	1

## Method: 6010D - Metals (ICP) - Dissolved

Analyte	Result	Qualifier	RL	MDL	Unit	D	Prepared	Analyzed	Dil Fac
<b>Calcium</b>	<b>85</b>		1.1		mg/L		11/03/20 07:59	11/03/20 16:35	1
Iron	ND		0.30		mg/L		11/03/20 07:59	11/03/20 16:35	1
<b>Magnesium</b>	<b>49</b>		1.1		mg/L		11/03/20 07:59	11/03/20 16:35	1
Manganese	ND		0.020		mg/L		11/03/20 07:59	11/03/20 16:35	1
<b>Potassium</b>	<b>5.4</b>		3.3		mg/L		11/03/20 07:59	11/03/20 16:35	1
<b>Sodium</b>	<b>30</b>		2.0		mg/L		11/03/20 07:59	11/03/20 16:35	1

## Method: 6020B - Metals (ICP/MS) - Total Recoverable

Analyte	Result	Qualifier	RL	MDL	Unit	D	Prepared	Analyzed	Dil Fac
<b>Arsenic</b>	<b>0.0032</b>		0.0010		mg/L		11/09/20 17:22	11/10/20 17:29	1
Antimony	ND		0.00080		mg/L		11/09/20 17:22	11/10/20 17:29	1
<b>Barium</b>	<b>0.025</b>		0.0012		mg/L		11/09/20 17:22	11/10/20 17:29	1
Beryllium	ND		0.00040		mg/L		11/09/20 17:22	11/10/20 17:29	1
Cadmium	ND		0.00080		mg/L		11/09/20 17:22	11/10/20 17:29	1
<b>Chromium</b>	<b>0.0015</b>		0.00080		mg/L		11/09/20 17:22	11/10/20 17:29	1
Cobalt	ND		0.00040		mg/L		11/09/20 17:22	11/10/20 17:29	1
<b>Copper</b>	<b>0.044</b>		0.0020		mg/L		11/09/20 17:22	11/10/20 17:29	1
Lead	ND		0.00080		mg/L		11/09/20 17:22	11/10/20 17:29	1
Nickel	ND		0.0030		mg/L		11/09/20 17:22	11/10/20 17:29	1
Selenium	ND		0.0080		mg/L		11/09/20 17:22	11/10/20 17:29	1
Silver	ND		0.00040		mg/L		11/09/20 17:22	11/10/20 17:29	1
Thallium	ND		0.0010		mg/L		11/09/20 17:22	11/10/20 17:29	1
Vanadium	ND		0.0040		mg/L		11/09/20 17:22	11/10/20 17:29	1
<b>Zinc</b>	<b>0.059</b>		0.0070		mg/L		11/09/20 17:22	11/10/20 17:29	1

## General Chemistry

Analyte	Result	Qualifier	RL	MDL	Unit	D	Prepared	Analyzed	Dil Fac
Fluoride	ND		0.20		mg/L			10/30/20 22:40	1
<b>Nitrate Nitrite as N</b>	<b>1.5</b>		0.40		mg/L			10/30/20 22:40	1
<b>Chloride</b>	<b>56</b>		0.90		mg/L			10/30/20 22:40	1
<b>Sulfate</b>	<b>46</b>		1.2		mg/L			10/30/20 22:40	1
Ammonia	ND		0.50		mg/L		11/10/20 12:22	11/11/20 14:37	1
<b>Total Organic Carbon</b>	<b>3.4</b>		1.5		mg/L			11/10/20 04:40	1
Analyte	Result	Qualifier	RL	RL	Unit	D	Prepared	Analyzed	Dil Fac
<b>Alkalinity</b>	<b>320</b>		5.0		mg/L			11/04/20 16:31	1
<b>Bicarbonate Alkalinity as CaCO3</b>	<b>320</b>		5.0		mg/L			11/04/20 16:31	1
Carbonate Alkalinity as CaCO3	ND		5.0		mg/L			11/04/20 16:31	1
Hydroxide Alkalinity as CaCO3	ND		5.0		mg/L			11/04/20 16:31	1
<b>Total Dissolved Solids</b>	<b>460</b>		10		mg/L			11/02/20 14:42	1
Chemical Oxygen Demand	ND		10		mg/L		11/06/20 12:37	11/06/20 17:44	1

# Client Sample Results

Client: SCS Engineers  
 Project/Site: Coupeville Solid Waste Facility Groundwa

Job ID: 580-98647-1

**Client Sample ID: 1020-09**

**Lab Sample ID: 580-98647-26**

**Date Collected: 10/30/20 09:18**

**Matrix: Water**

**Date Received: 10/30/20 14:15**

**Method: 8260C LL - Volatile Organic Compounds by GC/MS**

Analyte	Result	Qualifier	RL	MDL	Unit	D	Prepared	Analyzed	Dil Fac
1,1,1,2-Tetrachloroethane	ND		0.30		ug/L			11/10/20 14:50	1
1,1,1-Trichloroethane	ND		0.20		ug/L			11/10/20 14:50	1
1,1,2,2-Tetrachloroethane	ND		0.20		ug/L			11/10/20 14:50	1
1,1,2-Trichloroethane	ND		0.20		ug/L			11/10/20 14:50	1
1,1-Dichloroethane	ND		0.20		ug/L			11/10/20 14:50	1
1,1-Dichloroethene	ND		0.20		ug/L			11/10/20 14:50	1
1,2,3-Trichloropropane	ND		0.20		ug/L			11/10/20 14:50	1
1,2-Dibromo-3-Chloropropane	ND		2.0		ug/L			11/10/20 14:50	1
1,2-Dibromoethane	ND		0.10		ug/L			11/10/20 14:50	1
1,2-Dichlorobenzene	ND		0.30		ug/L			11/10/20 14:50	1
1,2-Dichloroethane	ND		0.20		ug/L			11/10/20 14:50	1
1,2-Dichloropropane	ND		0.20		ug/L			11/10/20 14:50	1
1,4-Dichlorobenzene	ND		0.30		ug/L			11/10/20 14:50	1
2-Butanone	ND		10		ug/L			11/10/20 14:50	1
2-Hexanone	ND		3.0		ug/L			11/10/20 14:50	1
4-Methyl-2-pentanone	ND		10		ug/L			11/10/20 14:50	1
Acetone	ND		10		ug/L			11/10/20 14:50	1
Acrylonitrile	ND		10		ug/L			11/10/20 14:50	1
Benzene	ND		0.20		ug/L			11/10/20 14:50	1
Bromochloromethane	ND		0.20		ug/L			11/10/20 14:50	1
Bromodichloromethane	ND		0.20		ug/L			11/10/20 14:50	1
Bromoform	ND		0.50		ug/L			11/10/20 14:50	1
Bromomethane	ND		0.50		ug/L			11/10/20 14:50	1
Carbon disulfide	ND		0.30		ug/L			11/10/20 14:50	1
Carbon tetrachloride	ND		0.20		ug/L			11/10/20 14:50	1
Chlorobenzene	ND		0.20		ug/L			11/10/20 14:50	1
Chloroethane	ND		0.50		ug/L			11/10/20 14:50	1
Chloroform	ND		0.20		ug/L			11/10/20 14:50	1
Chloromethane	ND		0.50		ug/L			11/10/20 14:50	1
cis-1,2-Dichloroethene	ND		0.20		ug/L			11/10/20 14:50	1
cis-1,3-Dichloropropene	ND		0.20		ug/L			11/10/20 14:50	1
Dibromochloromethane	ND		0.20		ug/L			11/10/20 14:50	1
Dibromomethane	ND		0.20		ug/L			11/10/20 14:50	1
Ethylbenzene	ND		0.20		ug/L			11/10/20 14:50	1
m,p-Xylene	ND		0.50		ug/L			11/10/20 14:50	1
Methyl iodide	ND		0.50		ug/L			11/10/20 14:50	1
Methylene Chloride	ND		5.0		ug/L			11/10/20 14:50	1
o-Xylene	ND		0.50		ug/L			11/10/20 14:50	1
Styrene	ND		1.0		ug/L			11/10/20 14:50	1
Tetrachloroethene	ND		0.50		ug/L			11/10/20 14:50	1
Toluene	ND		0.20		ug/L			11/10/20 14:50	1
trans-1,2-Dichloroethene	ND		0.20		ug/L			11/10/20 14:50	1
trans-1,3-Dichloropropene	ND		0.20		ug/L			11/10/20 14:50	1
trans-1,4-Dichloro-2-butene	ND		2.0		ug/L			11/10/20 14:50	1
Trichloroethene	ND		0.20		ug/L			11/10/20 14:50	1
Trichlorofluoromethane	ND		0.50		ug/L			11/10/20 14:50	1
Vinyl acetate	ND		2.0		ug/L			11/10/20 14:50	1
Vinyl chloride	ND		0.020		ug/L			11/10/20 14:50	1

# Client Sample Results

Client: SCS Engineers  
 Project/Site: Coupeville Solid Waste Facility Groundwa

Job ID: 580-98647-1

**Client Sample ID: 1020-09**

**Lab Sample ID: 580-98647-26**

Date Collected: 10/30/20 09:18

Matrix: Water

Date Received: 10/30/20 14:15

Surrogate	%Recovery	Qualifier	Limits	Prepared	Analyzed	Dil Fac
1,2-Dichloroethane-d4 (Surr)	110		80 - 120		11/10/20 14:50	1
4-Bromofluorobenzene (Surr)	98		80 - 120		11/10/20 14:50	1
Dibromofluoromethane (Surr)	108		80 - 120		11/10/20 14:50	1
Toluene-d8 (Surr)	98		80 - 120		11/10/20 14:50	1

## Method: 6010D - Metals (ICP) - Dissolved

Analyte	Result	Qualifier	RL	MDL	Unit	D	Prepared	Analyzed	Dil Fac
Calcium	130		1.1		mg/L		11/03/20 07:59	11/03/20 16:39	1
Iron	ND		0.30		mg/L		11/03/20 07:59	11/03/20 16:39	1
Magnesium	42		1.1		mg/L		11/03/20 07:59	11/03/20 16:39	1
Manganese	ND		0.020		mg/L		11/03/20 07:59	11/03/20 16:39	1
Potassium	6.0		3.3		mg/L		11/03/20 07:59	11/03/20 16:39	1
Sodium	18		2.0		mg/L		11/03/20 07:59	11/03/20 16:39	1

## Method: 6020B - Metals (ICP/MS) - Total Recoverable

Analyte	Result	Qualifier	RL	MDL	Unit	D	Prepared	Analyzed	Dil Fac
Arsenic	0.0022		0.0010		mg/L		11/09/20 17:22	11/10/20 17:33	1
Antimony	ND		0.00080		mg/L		11/09/20 17:22	11/10/20 17:33	1
Barium	0.036		0.0012		mg/L		11/09/20 17:22	11/10/20 17:33	1
Beryllium	ND		0.00040		mg/L		11/09/20 17:22	11/10/20 17:33	1
Cadmium	ND		0.00080		mg/L		11/09/20 17:22	11/10/20 17:33	1
Chromium	0.0040		0.00080		mg/L		11/09/20 17:22	11/10/20 17:33	1
Cobalt	0.0010		0.00040		mg/L		11/09/20 17:22	11/10/20 17:33	1
Copper	0.0025		0.0020		mg/L		11/09/20 17:22	11/10/20 17:33	1
Lead	ND		0.00080		mg/L		11/09/20 17:22	11/10/20 17:33	1
Nickel	0.0047		0.0030		mg/L		11/09/20 17:22	11/10/20 17:33	1
Selenium	ND		0.0080		mg/L		11/09/20 17:22	11/10/20 17:33	1
Silver	ND		0.00040		mg/L		11/09/20 17:22	11/10/20 17:33	1
Thallium	ND		0.0010		mg/L		11/09/20 17:22	11/10/20 17:33	1
Vanadium	0.0045		0.0040		mg/L		11/09/20 17:22	11/10/20 17:33	1
Zinc	ND		0.0070		mg/L		11/09/20 17:22	11/10/20 17:33	1

## General Chemistry

Analyte	Result	Qualifier	RL	MDL	Unit	D	Prepared	Analyzed	Dil Fac
Fluoride	ND		0.20		mg/L			10/30/20 22:51	1
Nitrate Nitrite as N	6.8		0.40		mg/L			10/30/20 22:51	1
Chloride	22		0.90		mg/L			10/30/20 22:51	1
Sulfate	110		2.4		mg/L			11/02/20 16:37	2
Ammonia	ND		0.50		mg/L		11/10/20 12:22	11/11/20 14:37	1
Total Organic Carbon	2.8		1.5		mg/L			11/10/20 04:55	1
Analyte	Result	Qualifier	RL	RL	Unit	D	Prepared	Analyzed	Dil Fac
Alkalinity	300		5.0		mg/L			11/04/20 16:31	1
Bicarbonate Alkalinity as CaCO3	300		5.0		mg/L			11/04/20 16:31	1
Carbonate Alkalinity as CaCO3	ND		5.0		mg/L			11/04/20 16:31	1
Hydroxide Alkalinity as CaCO3	ND		5.0		mg/L			11/04/20 16:31	1
Total Dissolved Solids	460		10		mg/L			11/02/20 14:42	1
Chemical Oxygen Demand	ND		10		mg/L		11/06/20 12:37	11/06/20 17:44	1

# Client Sample Results

Client: SCS Engineers  
 Project/Site: Coupeville Solid Waste Facility Groundwa

Job ID: 580-98647-1

**Client Sample ID: 1020-10**

**Lab Sample ID: 580-98647-27**

**Date Collected: 10/30/20 10:11**

**Matrix: Water**

**Date Received: 10/30/20 14:15**

**Method: 8260C LL - Volatile Organic Compounds by GC/MS**

Analyte	Result	Qualifier	RL	MDL	Unit	D	Prepared	Analyzed	Dil Fac
1,1,1,2-Tetrachloroethane	ND		0.30		ug/L			11/05/20 19:07	1
1,1,1-Trichloroethane	ND		0.20		ug/L			11/05/20 19:07	1
1,1,2,2-Tetrachloroethane	ND		0.20		ug/L			11/05/20 19:07	1
1,1,2-Trichloroethane	ND		0.20		ug/L			11/05/20 19:07	1
1,1-Dichloroethane	ND		0.20		ug/L			11/05/20 19:07	1
1,1-Dichloroethene	ND		0.20		ug/L			11/05/20 19:07	1
1,2,3-Trichloropropane	ND		0.20		ug/L			11/05/20 19:07	1
1,2-Dibromo-3-Chloropropane	ND		2.0		ug/L			11/05/20 19:07	1
1,2-Dibromoethane	ND		0.10		ug/L			11/05/20 19:07	1
1,2-Dichlorobenzene	ND		0.30		ug/L			11/05/20 19:07	1
1,2-Dichloroethane	ND		0.20		ug/L			11/05/20 19:07	1
1,2-Dichloropropane	ND		0.20		ug/L			11/05/20 19:07	1
1,4-Dichlorobenzene	ND		0.30		ug/L			11/05/20 19:07	1
2-Butanone	ND		10		ug/L			11/05/20 19:07	1
2-Hexanone	ND		3.0		ug/L			11/05/20 19:07	1
4-Methyl-2-pentanone	ND		10		ug/L			11/05/20 19:07	1
Acetone	ND		10		ug/L			11/05/20 19:07	1
Acrylonitrile	ND		10		ug/L			11/05/20 19:07	1
Benzene	ND		0.20		ug/L			11/05/20 19:07	1
Bromochloromethane	ND		0.20		ug/L			11/05/20 19:07	1
Bromodichloromethane	ND		0.20		ug/L			11/05/20 19:07	1
Bromoform	ND		0.50		ug/L			11/05/20 19:07	1
Bromomethane	ND		0.50		ug/L			11/05/20 19:07	1
Carbon disulfide	ND		0.30		ug/L			11/05/20 19:07	1
Carbon tetrachloride	ND		0.20		ug/L			11/05/20 19:07	1
Chlorobenzene	ND		0.20		ug/L			11/05/20 19:07	1
Chloroethane	ND		0.50		ug/L			11/05/20 19:07	1
Chloroform	ND		0.20		ug/L			11/05/20 19:07	1
Chloromethane	ND		0.50		ug/L			11/05/20 19:07	1
cis-1,2-Dichloroethene	ND		0.20		ug/L			11/05/20 19:07	1
cis-1,3-Dichloropropene	ND		0.20		ug/L			11/05/20 19:07	1
Dibromochloromethane	ND		0.20		ug/L			11/05/20 19:07	1
Dibromomethane	ND		0.20		ug/L			11/05/20 19:07	1
Ethylbenzene	ND		0.20		ug/L			11/05/20 19:07	1
m,p-Xylene	ND		0.50		ug/L			11/05/20 19:07	1
Methyl iodide	ND		0.50		ug/L			11/05/20 19:07	1
Methylene Chloride	ND		5.0		ug/L			11/05/20 19:07	1
o-Xylene	ND		0.50		ug/L			11/05/20 19:07	1
Styrene	ND		1.0		ug/L			11/05/20 19:07	1
Tetrachloroethene	ND		0.50		ug/L			11/05/20 19:07	1
Toluene	ND		0.20		ug/L			11/05/20 19:07	1
trans-1,2-Dichloroethene	ND		0.20		ug/L			11/05/20 19:07	1
trans-1,3-Dichloropropene	ND		0.20		ug/L			11/05/20 19:07	1
trans-1,4-Dichloro-2-butene	ND		2.0		ug/L			11/05/20 19:07	1
Trichloroethene	ND		0.20		ug/L			11/05/20 19:07	1
Trichlorofluoromethane	ND		0.50		ug/L			11/05/20 19:07	1
Vinyl acetate	ND		2.0		ug/L			11/05/20 19:07	1
Vinyl chloride	ND		0.020		ug/L			11/05/20 19:07	1

# Client Sample Results

Client: SCS Engineers  
Project/Site: Coupeville Solid Waste Facility Groundwa

Job ID: 580-98647-1

**Client Sample ID: 1020-10**

**Lab Sample ID: 580-98647-27**

**Date Collected: 10/30/20 10:11**

**Matrix: Water**

**Date Received: 10/30/20 14:15**

Surrogate	%Recovery	Qualifier	Limits	Prepared	Analyzed	Dil Fac
1,2-Dichloroethane-d4 (Surr)	107		80 - 120		11/05/20 19:07	1
4-Bromofluorobenzene (Surr)	96		80 - 120		11/05/20 19:07	1
Dibromofluoromethane (Surr)	106		80 - 120		11/05/20 19:07	1
Toluene-d8 (Surr)	99		80 - 120		11/05/20 19:07	1

## Method: 6010D - Metals (ICP) - Dissolved

Analyte	Result	Qualifier	RL	MDL	Unit	D	Prepared	Analyzed	Dil Fac
Calcium	63		1.1		mg/L		11/03/20 07:59	11/03/20 16:42	1
Iron	ND		0.30		mg/L		11/03/20 07:59	11/03/20 16:42	1
Magnesium	38		1.1		mg/L		11/03/20 07:59	11/03/20 16:42	1
Manganese	ND		0.020		mg/L		11/03/20 07:59	11/03/20 16:42	1
Potassium	6.1		3.3		mg/L		11/03/20 07:59	11/03/20 16:42	1
Sodium	25		2.0		mg/L		11/03/20 07:59	11/03/20 16:42	1

## Method: 6020B - Metals (ICP/MS) - Total Recoverable

Analyte	Result	Qualifier	RL	MDL	Unit	D	Prepared	Analyzed	Dil Fac
Arsenic	0.0072		0.0010		mg/L		11/09/20 17:22	11/10/20 17:37	1
Antimony	ND		0.00080		mg/L		11/09/20 17:22	11/10/20 17:37	1
Barium	0.018		0.0012		mg/L		11/09/20 17:22	11/10/20 17:37	1
Beryllium	ND		0.00040		mg/L		11/09/20 17:22	11/10/20 17:37	1
Cadmium	ND		0.00080		mg/L		11/09/20 17:22	11/10/20 17:37	1
Chromium	0.00094		0.00080		mg/L		11/09/20 17:22	11/10/20 17:37	1
Cobalt	ND		0.00040		mg/L		11/09/20 17:22	11/10/20 17:37	1
Copper	ND		0.0020		mg/L		11/09/20 17:22	11/10/20 17:37	1
Lead	ND		0.00080		mg/L		11/09/20 17:22	11/10/20 17:37	1
Nickel	ND		0.0030		mg/L		11/09/20 17:22	11/10/20 17:37	1
Selenium	ND		0.0080		mg/L		11/09/20 17:22	11/10/20 17:37	1
Silver	ND		0.00040		mg/L		11/09/20 17:22	11/10/20 17:37	1
Thallium	ND		0.0010		mg/L		11/09/20 17:22	11/10/20 17:37	1
Vanadium	ND		0.0040		mg/L		11/09/20 17:22	11/10/20 17:37	1
Zinc	ND		0.0070		mg/L		11/09/20 17:22	11/10/20 17:37	1

## General Chemistry

Analyte	Result	Qualifier	RL	MDL	Unit	D	Prepared	Analyzed	Dil Fac
Fluoride	0.28		0.20		mg/L			10/30/20 23:03	1
Nitrate Nitrite as N	ND		0.40		mg/L			10/30/20 23:03	1
Chloride	36		0.90		mg/L			10/30/20 23:03	1
Sulfate	38	F1	1.2		mg/L			10/30/20 23:03	1
Ammonia	ND		0.50		mg/L		11/10/20 12:22	11/11/20 14:37	1
Total Organic Carbon	2.6		1.5		mg/L			11/05/20 17:12	1
Analyte	Result	Qualifier	RL	RL	Unit	D	Prepared	Analyzed	Dil Fac
Alkalinity	230		5.0		mg/L			11/04/20 16:31	1
Bicarbonate Alkalinity as CaCO3	230		5.0		mg/L			11/04/20 16:31	1
Carbonate Alkalinity as CaCO3	ND		5.0		mg/L			11/04/20 16:31	1
Hydroxide Alkalinity as CaCO3	ND		5.0		mg/L			11/04/20 16:31	1
Total Dissolved Solids	250		10		mg/L			11/02/20 14:42	1
Chemical Oxygen Demand	ND		10		mg/L		11/06/20 12:37	11/06/20 17:44	1

# QC Sample Results

Client: SCS Engineers  
 Project/Site: Coupeville Solid Waste Facility Groundwa

Job ID: 580-98647-1

## Method: 8260C LL - Volatile Organic Compounds by GC/MS

**Lab Sample ID: MB 580-342328/7**  
**Matrix: Water**  
**Analysis Batch: 342328**

**Client Sample ID: Method Blank**  
**Prep Type: Total/NA**

Analyte	MB	MB	RL	MDL	Unit	D	Prepared	Analyzed	Dil Fac
	Result	Qualifier							
1,1,1,2-Tetrachloroethane	ND		0.30		ug/L			11/03/20 15:37	1
1,1,1-Trichloroethane	ND		0.20		ug/L			11/03/20 15:37	1
1,1,2,2-Tetrachloroethane	ND		0.20		ug/L			11/03/20 15:37	1
1,1,2-Trichloroethane	ND		0.20		ug/L			11/03/20 15:37	1
1,1-Dichloroethane	ND		0.20		ug/L			11/03/20 15:37	1
1,1-Dichloroethene	ND		0.20		ug/L			11/03/20 15:37	1
1,2,3-Trichloropropane	ND		0.20		ug/L			11/03/20 15:37	1
1,2-Dibromo-3-Chloropropane	ND		2.0		ug/L			11/03/20 15:37	1
1,2-Dibromoethane	ND		0.10		ug/L			11/03/20 15:37	1
1,2-Dichlorobenzene	ND		0.30		ug/L			11/03/20 15:37	1
1,2-Dichloroethane	ND		0.20		ug/L			11/03/20 15:37	1
1,2-Dichloropropane	ND		0.20		ug/L			11/03/20 15:37	1
1,4-Dichlorobenzene	ND		0.30		ug/L			11/03/20 15:37	1
2-Butanone	ND		10		ug/L			11/03/20 15:37	1
2-Hexanone	ND		3.0		ug/L			11/03/20 15:37	1
4-Methyl-2-pentanone	ND		10		ug/L			11/03/20 15:37	1
Acetone	ND		10		ug/L			11/03/20 15:37	1
Acrylonitrile	ND		10		ug/L			11/03/20 15:37	1
Benzene	ND		0.20		ug/L			11/03/20 15:37	1
Bromochloromethane	ND		0.20		ug/L			11/03/20 15:37	1
Bromodichloromethane	ND		0.20		ug/L			11/03/20 15:37	1
Bromoform	ND		0.50		ug/L			11/03/20 15:37	1
Bromomethane	ND		0.50		ug/L			11/03/20 15:37	1
Carbon disulfide	ND		0.30		ug/L			11/03/20 15:37	1
Carbon tetrachloride	ND		0.20		ug/L			11/03/20 15:37	1
Chlorobenzene	ND		0.20		ug/L			11/03/20 15:37	1
Chloroethane	ND		0.50		ug/L			11/03/20 15:37	1
Chloroform	ND		0.20		ug/L			11/03/20 15:37	1
Chloromethane	ND		0.50		ug/L			11/03/20 15:37	1
cis-1,2-Dichloroethene	ND		0.20		ug/L			11/03/20 15:37	1
cis-1,3-Dichloropropene	ND		0.20		ug/L			11/03/20 15:37	1
Dibromochloromethane	ND		0.20		ug/L			11/03/20 15:37	1
Dibromomethane	ND		0.20		ug/L			11/03/20 15:37	1
Ethylbenzene	ND		0.20		ug/L			11/03/20 15:37	1
m,p-Xylene	ND		0.50		ug/L			11/03/20 15:37	1
Methyl iodide	ND		0.50		ug/L			11/03/20 15:37	1
Methylene Chloride	ND		5.0		ug/L			11/03/20 15:37	1
o-Xylene	ND		0.50		ug/L			11/03/20 15:37	1
Styrene	ND		1.0		ug/L			11/03/20 15:37	1
Tetrachloroethene	ND		0.50		ug/L			11/03/20 15:37	1
Toluene	ND		0.20		ug/L			11/03/20 15:37	1
trans-1,2-Dichloroethene	ND		0.20		ug/L			11/03/20 15:37	1
trans-1,3-Dichloropropene	ND		0.20		ug/L			11/03/20 15:37	1
trans-1,4-Dichloro-2-butene	ND		2.0		ug/L			11/03/20 15:37	1
Trichloroethene	ND		0.20		ug/L			11/03/20 15:37	1
Trichlorofluoromethane	ND		0.50		ug/L			11/03/20 15:37	1
Vinyl acetate	ND		2.0		ug/L			11/03/20 15:37	1
Vinyl chloride	ND		0.020		ug/L			11/03/20 15:37	1

Eurofins TestAmerica, Seattle

# QC Sample Results

Client: SCS Engineers  
 Project/Site: Coupeville Solid Waste Facility Groundwa

Job ID: 580-98647-1

## Method: 8260C LL - Volatile Organic Compounds by GC/MS (Continued)

**Lab Sample ID: MB 580-342328/7**  
**Matrix: Water**  
**Analysis Batch: 342328**

**Client Sample ID: Method Blank**  
**Prep Type: Total/NA**

Surrogate	%Recovery	Qualifier	Limits	Prepared	Analyzed	Dil Fac
1,2-Dichloroethane-d4 (Surr)	103		80 - 120		11/03/20 15:37	1
4-Bromofluorobenzene (Surr)	95		80 - 120		11/03/20 15:37	1
Dibromofluoromethane (Surr)	107		80 - 120		11/03/20 15:37	1
Toluene-d8 (Surr)	99		80 - 120		11/03/20 15:37	1

**Lab Sample ID: LCS 580-342328/4**  
**Matrix: Water**  
**Analysis Batch: 342328**

**Client Sample ID: Lab Control Sample**  
**Prep Type: Total/NA**

Analyte	Spike Added	LCS Result	LCS Qualifier	Unit	D	%Rec	%Rec. Limits
1,1,1,2-Tetrachloroethane	5.00	4.93		ug/L		99	79 - 127
1,1,1-Trichloroethane	5.00	4.83		ug/L		97	79 - 121
1,1,1,2,2-Tetrachloroethane	5.00	4.99		ug/L		100	76 - 123
1,1,2-Trichloroethane	5.00	4.89		ug/L		98	80 - 127
1,1-Dichloroethane	5.00	4.64		ug/L		93	74 - 120
1,1-Dichloroethene	5.00	4.38		ug/L		88	79 - 120
1,2,3-Trichloropropane	5.00	4.97		ug/L		99	75 - 127
1,2-Dibromo-3-Chloropropane	5.00	4.78		ug/L		96	73 - 123
1,2-Dibromoethane	5.00	4.95		ug/L		99	80 - 126
1,2-Dichlorobenzene	5.00	4.61		ug/L		92	80 - 129
1,2-Dichloroethane	5.00	5.04		ug/L		101	74 - 120
1,2-Dichloropropane	5.00	5.00		ug/L		100	80 - 130
1,4-Dichlorobenzene	5.00	4.94		ug/L		99	80 - 129
2-Butanone	25.0	22.7		ug/L		91	57 - 136
2-Hexanone	25.0	28.8		ug/L		115	56 - 144
4-Methyl-2-pentanone	25.0	26.2		ug/L		105	78 - 127
Acetone	25.0	25.6		ug/L		102	49 - 150
Acrylonitrile	50.0	48.3		ug/L		97	62 - 145
Benzene	5.00	4.82		ug/L		96	73 - 120
Bromochloromethane	5.00	4.80		ug/L		96	79 - 131
Bromodichloromethane	5.00	4.95		ug/L		99	74 - 120
Bromoform	5.00	5.18		ug/L		104	69 - 125
Bromomethane	5.00	4.66		ug/L		93	68 - 131
Carbon disulfide	5.00	4.43		ug/L		89	75 - 128
Carbon tetrachloride	5.00	4.86		ug/L		97	78 - 120
Chlorobenzene	5.00	4.79		ug/L		96	80 - 123
Chloroethane	5.00	4.11		ug/L		82	70 - 135
Chloroform	5.00	4.80		ug/L		96	80 - 130
Chloromethane	5.00	4.25		ug/L		85	66 - 134
cis-1,2-Dichloroethene	5.00	4.47		ug/L		89	72 - 130
cis-1,3-Dichloropropene	5.00	4.91		ug/L		98	77 - 120
Dibromochloromethane	5.00	5.05		ug/L		101	76 - 126
Dibromomethane	5.00	5.42		ug/L		108	65 - 141
Ethylbenzene	5.00	4.71		ug/L		94	80 - 130
m,p-Xylene	5.00	4.75		ug/L		95	86 - 130
Methyl iodide	5.00	4.68		ug/L		94	60 - 133
Methylene Chloride	5.00	5.13		ug/L		103	68 - 134
o-Xylene	5.00	4.69		ug/L		94	80 - 133

Eurofins TestAmerica, Seattle

# QC Sample Results

Client: SCS Engineers  
 Project/Site: Coupeville Solid Waste Facility Groundwa

Job ID: 580-98647-1

## Method: 8260C LL - Volatile Organic Compounds by GC/MS (Continued)

**Lab Sample ID: LCS 580-342328/4**  
**Matrix: Water**  
**Analysis Batch: 342328**

**Client Sample ID: Lab Control Sample**  
**Prep Type: Total/NA**

Analyte	Spike Added	LCS Result	LCS Qualifier	Unit	D	%Rec	%Rec. Limits
Styrene	5.00	4.97		ug/L		99	74 - 136
Tetrachloroethene	5.00	4.62		ug/L		92	75 - 131
Toluene	5.00	4.78		ug/L		96	80 - 126
trans-1,2-Dichloroethene	5.00	4.52		ug/L		90	63 - 133
trans-1,3-Dichloropropene	5.00	5.21		ug/L		104	71 - 128
trans-1,4-Dichloro-2-butene	5.00	3.81		ug/L		76	45 - 144
Trichloroethene	5.00	4.54		ug/L		91	72 - 136
Trichlorofluoromethane	5.00	4.67		ug/L		93	75 - 120
Vinyl acetate	12.5	9.83		ug/L		79	60 - 138
Vinyl chloride	5.00	4.06		ug/L		81	69 - 128

Surrogate	LCS %Recovery	LCS Qualifier	Limits
1,2-Dichloroethane-d4 (Surr)	106		80 - 120
4-Bromofluorobenzene (Surr)	105		80 - 120
Dibromofluoromethane (Surr)	103		80 - 120
Toluene-d8 (Surr)	97		80 - 120

**Lab Sample ID: LCSD 580-342328/5**  
**Matrix: Water**  
**Analysis Batch: 342328**

**Client Sample ID: Lab Control Sample Dup**  
**Prep Type: Total/NA**

Analyte	Spike Added	LCSD Result	LCSD Qualifier	Unit	D	%Rec	%Rec. Limits	RPD	RPD Limit
1,1,1,2-Tetrachloroethane	5.00	5.01		ug/L		100	79 - 127	1	11
1,1,1-Trichloroethane	5.00	4.96		ug/L		99	79 - 121	3	14
1,1,2,2-Tetrachloroethane	5.00	5.06		ug/L		101	76 - 123	1	10
1,1,2-Trichloroethane	5.00	4.67		ug/L		93	80 - 127	5	10
1,1-Dichloroethane	5.00	4.79		ug/L		96	74 - 120	3	10
1,1-Dichloroethene	5.00	4.75		ug/L		95	79 - 120	8	17
1,2,3-Trichloropropane	5.00	4.81		ug/L		96	75 - 127	3	12
1,2-Dibromo-3-Chloropropane	5.00	5.42		ug/L		108	73 - 123	12	16
1,2-Dibromoethane	5.00	4.67		ug/L		93	80 - 126	6	11
1,2-Dichlorobenzene	5.00	4.65		ug/L		93	80 - 129	1	10
1,2-Dichloroethane	5.00	4.84		ug/L		97	74 - 120	4	10
1,2-Dichloropropane	5.00	4.68		ug/L		94	80 - 130	7	14
1,4-Dichlorobenzene	5.00	4.57		ug/L		91	80 - 129	8	11
2-Butanone	25.0	18.0		ug/L		72	57 - 136	23	23
2-Hexanone	25.0	22.4	*1	ug/L		90	56 - 144	25	21
4-Methyl-2-pentanone	25.0	24.6		ug/L		98	78 - 127	6	12
Acetone	25.0	26.7		ug/L		107	49 - 150	4	24
Acrylonitrile	50.0	47.8		ug/L		96	62 - 145	1	14
Benzene	5.00	4.72		ug/L		94	73 - 120	2	10
Bromochloromethane	5.00	4.94		ug/L		99	79 - 131	3	10
Bromodichloromethane	5.00	4.82		ug/L		96	74 - 120	3	10
Bromoform	5.00	4.99		ug/L		100	69 - 125	4	10
Bromomethane	5.00	4.78		ug/L		96	68 - 131	3	18
Carbon disulfide	5.00	4.73		ug/L		95	75 - 128	7	14
Carbon tetrachloride	5.00	5.07		ug/L		101	78 - 120	4	10
Chlorobenzene	5.00	4.59		ug/L		92	80 - 123	4	12

Eurofins TestAmerica, Seattle

# QC Sample Results

Client: SCS Engineers  
 Project/Site: Coupeville Solid Waste Facility Groundwa

Job ID: 580-98647-1

## Method: 8260C LL - Volatile Organic Compounds by GC/MS (Continued)

**Lab Sample ID: LCSD 580-342328/5**  
**Matrix: Water**  
**Analysis Batch: 342328**

**Client Sample ID: Lab Control Sample Dup**  
**Prep Type: Total/NA**

Analyte	Spike Added	LCSD Result	LCSD Qualifier	Unit	D	%Rec	%Rec. Limits	RPD	RPD Limit
Chloroethane	5.00	4.44		ug/L		89	70 - 135	8	20
Chloroform	5.00	4.91		ug/L		98	80 - 130	2	10
Chloromethane	5.00	4.61		ug/L		92	66 - 134	8	16
cis-1,2-Dichloroethene	5.00	4.55		ug/L		91	72 - 130	2	10
cis-1,3-Dichloropropene	5.00	4.78		ug/L		96	77 - 120	3	10
Dibromochloromethane	5.00	5.07		ug/L		101	76 - 126	0	10
Dibromomethane	5.00	5.40		ug/L		108	65 - 141	0	10
Ethylbenzene	5.00	4.65		ug/L		93	80 - 130	1	10
m,p-Xylene	5.00	4.75		ug/L		95	86 - 130	0	10
Methyl iodide	5.00	5.01		ug/L		100	60 - 133	7	10
Methylene Chloride	5.00	5.31		ug/L		106	68 - 134	4	18
o-Xylene	5.00	4.88		ug/L		98	80 - 133	4	10
Styrene	5.00	4.50		ug/L		90	74 - 136	10	10
Tetrachloroethene	5.00	4.70		ug/L		94	75 - 131	2	20
Toluene	5.00	4.56		ug/L		91	80 - 126	5	20
trans-1,2-Dichloroethene	5.00	5.12		ug/L		102	63 - 133	12	17
trans-1,3-Dichloropropene	5.00	4.50		ug/L		90	71 - 128	15	16
trans-1,4-Dichloro-2-butene	5.00	3.31		ug/L		66	45 - 144	14	31
Trichloroethene	5.00	4.40		ug/L		88	72 - 136	3	14
Trichlorofluoromethane	5.00	4.82		ug/L		96	75 - 120	3	13
Vinyl acetate	12.5	11.0		ug/L		88	60 - 138	11	22
Vinyl chloride	5.00	4.17		ug/L		83	69 - 128	3	21

Surrogate	LCSD %Recovery	LCSD Qualifier	LCSD Limits
1,2-Dichloroethane-d4 (Surr)	102		80 - 120
4-Bromofluorobenzene (Surr)	104		80 - 120
Dibromofluoromethane (Surr)	104		80 - 120
Toluene-d8 (Surr)	98		80 - 120

**Lab Sample ID: MB 580-342332/7**  
**Matrix: Water**  
**Analysis Batch: 342332**

**Client Sample ID: Method Blank**  
**Prep Type: Total/NA**

Analyte	MB Result	MB Qualifier	RL	MDL	Unit	D	Prepared	Analyzed	Dil Fac
1,1,1,2-Tetrachloroethane	ND		0.30		ug/L			11/03/20 10:19	1
1,1,1-Trichloroethane	ND		0.20		ug/L			11/03/20 10:19	1
1,1,2,2-Tetrachloroethane	ND		0.20		ug/L			11/03/20 10:19	1
1,1,2-Trichloroethane	ND		0.20		ug/L			11/03/20 10:19	1
1,1-Dichloroethane	ND		0.20		ug/L			11/03/20 10:19	1
1,1-Dichloroethene	ND		0.20		ug/L			11/03/20 10:19	1
1,2,3-Trichloropropane	ND		0.20		ug/L			11/03/20 10:19	1
1,2-Dibromo-3-Chloropropane	ND		2.0		ug/L			11/03/20 10:19	1
1,2-Dibromoethane	ND		0.10		ug/L			11/03/20 10:19	1
1,2-Dichlorobenzene	ND		0.30		ug/L			11/03/20 10:19	1
1,2-Dichloroethane	ND		0.20		ug/L			11/03/20 10:19	1
1,2-Dichloropropane	ND		0.20		ug/L			11/03/20 10:19	1
1,4-Dichlorobenzene	ND		0.30		ug/L			11/03/20 10:19	1
2-Butanone	ND		10		ug/L			11/03/20 10:19	1

Eurofins TestAmerica, Seattle

# QC Sample Results

Client: SCS Engineers  
 Project/Site: Coupeville Solid Waste Facility Groundwa

Job ID: 580-98647-1

## Method: 8260C LL - Volatile Organic Compounds by GC/MS (Continued)

**Lab Sample ID: MB 580-342332/7**  
**Matrix: Water**  
**Analysis Batch: 342332**

**Client Sample ID: Method Blank**  
**Prep Type: Total/NA**

Analyte	MB Result	MB Qualifier	RL	MDL	Unit	D	Prepared	Analyzed	Dil Fac
2-Hexanone	ND		3.0		ug/L			11/03/20 10:19	1
4-Methyl-2-pentanone	ND		10		ug/L			11/03/20 10:19	1
Acetone	ND		10		ug/L			11/03/20 10:19	1
Acrylonitrile	ND		10		ug/L			11/03/20 10:19	1
Benzene	ND		0.20		ug/L			11/03/20 10:19	1
Bromochloromethane	ND		0.20		ug/L			11/03/20 10:19	1
Bromodichloromethane	ND		0.20		ug/L			11/03/20 10:19	1
Bromoform	ND		0.50		ug/L			11/03/20 10:19	1
Bromomethane	ND		0.50		ug/L			11/03/20 10:19	1
Carbon disulfide	ND		0.30		ug/L			11/03/20 10:19	1
Carbon tetrachloride	ND		0.20		ug/L			11/03/20 10:19	1
Chlorobenzene	ND		0.20		ug/L			11/03/20 10:19	1
Chloroethane	ND		0.50		ug/L			11/03/20 10:19	1
Chloroform	ND		0.20		ug/L			11/03/20 10:19	1
Chloromethane	ND		0.50		ug/L			11/03/20 10:19	1
cis-1,2-Dichloroethene	ND		0.20		ug/L			11/03/20 10:19	1
cis-1,3-Dichloropropene	ND		0.20		ug/L			11/03/20 10:19	1
Dibromochloromethane	ND		0.20		ug/L			11/03/20 10:19	1
Dibromomethane	ND		0.20		ug/L			11/03/20 10:19	1
Ethylbenzene	ND		0.20		ug/L			11/03/20 10:19	1
m,p-Xylene	ND		0.50		ug/L			11/03/20 10:19	1
Methyl iodide	ND		0.50		ug/L			11/03/20 10:19	1
Methylene Chloride	ND		5.0		ug/L			11/03/20 10:19	1
o-Xylene	ND		0.50		ug/L			11/03/20 10:19	1
Styrene	ND		1.0		ug/L			11/03/20 10:19	1
Tetrachloroethene	ND		0.50		ug/L			11/03/20 10:19	1
Toluene	ND		0.20		ug/L			11/03/20 10:19	1
trans-1,2-Dichloroethene	ND		0.20		ug/L			11/03/20 10:19	1
trans-1,3-Dichloropropene	ND		0.20		ug/L			11/03/20 10:19	1
trans-1,4-Dichloro-2-butene	ND		2.0		ug/L			11/03/20 10:19	1
Trichloroethene	ND		0.20		ug/L			11/03/20 10:19	1
Trichlorofluoromethane	ND		0.50		ug/L			11/03/20 10:19	1
Vinyl acetate	ND		2.0		ug/L			11/03/20 10:19	1
Vinyl chloride	ND		0.020		ug/L			11/03/20 10:19	1

Surrogate	MB %Recovery	MB Qualifier	Limits	Prepared	Analyzed	Dil Fac
1,2-Dichloroethane-d4 (Surr)	112		80 - 120		11/03/20 10:19	1
4-Bromofluorobenzene (Surr)	89		80 - 120		11/03/20 10:19	1
Dibromofluoromethane (Surr)	111		80 - 120		11/03/20 10:19	1
Toluene-d8 (Surr)	103		80 - 120		11/03/20 10:19	1

**Lab Sample ID: LCS 580-342332/4**  
**Matrix: Water**  
**Analysis Batch: 342332**

**Client Sample ID: Lab Control Sample**  
**Prep Type: Total/NA**

Analyte	Spike Added	LCS Result	LCS Qualifier	Unit	D	%Rec	%Rec. Limits
1,1,1,2-Tetrachloroethane	5.00	5.26		ug/L		105	79 - 127
1,1,1-Trichloroethane	5.00	5.08		ug/L		102	79 - 121

Eurofins TestAmerica, Seattle

# QC Sample Results

Client: SCS Engineers  
 Project/Site: Coupeville Solid Waste Facility Groundwa

Job ID: 580-98647-1

## Method: 8260C LL - Volatile Organic Compounds by GC/MS (Continued)

**Lab Sample ID: LCS 580-342332/4**  
**Matrix: Water**  
**Analysis Batch: 342332**

**Client Sample ID: Lab Control Sample**  
**Prep Type: Total/NA**

Analyte	Spike Added	LCS Result	LCS Qualifier	Unit	D	%Rec	%Rec. Limits
1,1,2,2-Tetrachloroethane	5.00	6.13		ug/L		123	76 - 123
1,1,2-Trichloroethane	5.00	5.35		ug/L		107	80 - 127
1,1-Dichloroethane	5.00	5.03		ug/L		101	74 - 120
1,1-Dichloroethene	5.00	4.48		ug/L		90	79 - 120
1,2,3-Trichloropropane	5.00	6.02		ug/L		120	75 - 127
1,2-Dibromo-3-Chloropropane	5.00	6.07		ug/L		121	73 - 123
1,2-Dibromoethane	5.00	5.49		ug/L		110	80 - 126
1,2-Dichlorobenzene	5.00	5.22		ug/L		104	80 - 129
1,2-Dichloroethane	5.00	5.33		ug/L		107	74 - 120
1,2-Dichloropropane	5.00	5.15		ug/L		103	80 - 130
1,4-Dichlorobenzene	5.00	5.11		ug/L		102	80 - 129
2-Butanone	25.0	27.9		ug/L		112	57 - 136
2-Hexanone	25.0	27.4		ug/L		110	56 - 144
4-Methyl-2-pentanone	25.0	27.8		ug/L		111	78 - 127
Acetone	25.0	31.4		ug/L		126	49 - 150
Acrylonitrile	50.0	55.2		ug/L		110	62 - 145
Benzene	5.00	5.00		ug/L		100	73 - 120
Bromochloromethane	5.00	5.07		ug/L		101	79 - 131
Bromodichloromethane	5.00	5.62		ug/L		112	74 - 120
Bromoform	5.00	6.42	*	ug/L		128	69 - 125
Bromomethane	5.00	4.89		ug/L		98	68 - 131
Carbon disulfide	5.00	4.72		ug/L		94	75 - 128
Carbon tetrachloride	5.00	5.20		ug/L		104	78 - 120
Chlorobenzene	5.00	4.99		ug/L		100	80 - 123
Chloroethane	5.00	4.64		ug/L		93	70 - 135
Chloroform	5.00	5.28		ug/L		106	80 - 130
Chloromethane	5.00	4.14		ug/L		83	66 - 134
cis-1,2-Dichloroethene	5.00	4.85		ug/L		97	72 - 130
cis-1,3-Dichloropropene	5.00	5.27		ug/L		105	77 - 120
Dibromochloromethane	5.00	6.00		ug/L		120	76 - 126
Dibromomethane	5.00	5.01		ug/L		100	65 - 141
Ethylbenzene	5.00	5.03		ug/L		101	80 - 130
m,p-Xylene	5.00	4.95		ug/L		99	86 - 130
Methyl iodide	5.00	4.49		ug/L		90	60 - 133
Methylene Chloride	5.00	5.13		ug/L		103	68 - 134
o-Xylene	5.00	5.03		ug/L		101	80 - 133
Styrene	5.00	5.14		ug/L		103	74 - 136
Tetrachloroethene	5.00	4.69		ug/L		94	75 - 131
Toluene	5.00	5.01		ug/L		100	80 - 126
trans-1,2-Dichloroethene	5.00	4.74		ug/L		95	63 - 133
trans-1,3-Dichloropropene	5.00	5.38		ug/L		108	71 - 128
trans-1,4-Dichloro-2-butene	5.00	5.56		ug/L		111	45 - 144
Trichloroethene	5.00	4.67		ug/L		93	72 - 136
Trichlorofluoromethane	5.00	4.55		ug/L		91	75 - 120
Vinyl acetate	12.5	14.5		ug/L		116	60 - 138
Vinyl chloride	5.00	4.12		ug/L		82	69 - 128

# QC Sample Results

Client: SCS Engineers  
 Project/Site: Coupeville Solid Waste Facility Groundwa

Job ID: 580-98647-1

## Method: 8260C LL - Volatile Organic Compounds by GC/MS (Continued)

**Lab Sample ID: LCS 580-342332/4**  
**Matrix: Water**  
**Analysis Batch: 342332**

**Client Sample ID: Lab Control Sample**  
**Prep Type: Total/NA**

Surrogate	LCS LCS		Limits
	%Recovery	Qualifier	
1,2-Dichloroethane-d4 (Surr)	113		80 - 120
4-Bromofluorobenzene (Surr)	98		80 - 120
Dibromofluoromethane (Surr)	108		80 - 120
Toluene-d8 (Surr)	102		80 - 120

**Lab Sample ID: LCSD 580-342332/5**  
**Matrix: Water**  
**Analysis Batch: 342332**

**Client Sample ID: Lab Control Sample Dup**  
**Prep Type: Total/NA**

Analyte	Spike Added	LCSD Result	LCSD Qualifier	Unit	D	%Rec	%Rec. Limits	RPD	RPD Limit
1,1,1,2-Tetrachloroethane	5.00	5.83		ug/L		117	79 - 127	10	11
1,1,1-Trichloroethane	5.00	5.59		ug/L		112	79 - 121	10	14
1,1,2,2-Tetrachloroethane	5.00	6.31	*	ug/L		126	76 - 123	3	10
1,1,2-Trichloroethane	5.00	5.27		ug/L		105	80 - 127	2	10
1,1-Dichloroethane	5.00	5.40		ug/L		108	74 - 120	7	10
1,1-Dichloroethene	5.00	5.06		ug/L		101	79 - 120	12	17
1,2,3-Trichloropropane	5.00	5.99		ug/L		120	75 - 127	1	12
1,2-Dibromo-3-Chloropropane	5.00	6.39	*	ug/L		128	73 - 123	5	16
1,2-Dibromoethane	5.00	5.21		ug/L		104	80 - 126	5	11
1,2-Dichlorobenzene	5.00	5.69		ug/L		114	80 - 129	9	10
1,2-Dichloroethane	5.00	5.16		ug/L		103	74 - 120	3	10
1,2-Dichloropropane	5.00	5.10		ug/L		102	80 - 130	1	14
1,4-Dichlorobenzene	5.00	5.40		ug/L		108	80 - 129	5	11
2-Butanone	25.0	25.3		ug/L		101	57 - 136	10	23
2-Hexanone	25.0	24.6		ug/L		98	56 - 144	11	21
4-Methyl-2-pentanone	25.0	27.1		ug/L		108	78 - 127	2	12
Acetone	25.0	31.1		ug/L		125	49 - 150	1	24
Acrylonitrile	50.0	53.1		ug/L		106	62 - 145	4	14
Benzene	5.00	5.19		ug/L		104	73 - 120	4	10
Bromochloromethane	5.00	5.26		ug/L		105	79 - 131	4	10
Bromodichloromethane	5.00	5.41		ug/L		108	74 - 120	4	10
Bromoform	5.00	6.16		ug/L		123	69 - 125	4	10
Bromomethane	5.00	5.54		ug/L		111	68 - 131	13	18
Carbon disulfide	5.00	5.21		ug/L		104	75 - 128	10	14
Carbon tetrachloride	5.00	5.71		ug/L		114	78 - 120	9	10
Chlorobenzene	5.00	5.14		ug/L		103	80 - 123	3	12
Chloroethane	5.00	5.54		ug/L		111	70 - 135	18	20
Chloroform	5.00	5.61		ug/L		112	80 - 130	6	10
Chloromethane	5.00	4.21		ug/L		84	66 - 134	2	16
cis-1,2-Dichloroethene	5.00	5.19		ug/L		104	72 - 130	7	10
cis-1,3-Dichloropropene	5.00	5.13		ug/L		103	77 - 120	3	10
Dibromochloromethane	5.00	5.96		ug/L		119	76 - 126	1	10
Dibromomethane	5.00	4.87		ug/L		97	65 - 141	3	10
Ethylbenzene	5.00	5.43		ug/L		109	80 - 130	8	10
m,p-Xylene	5.00	5.36		ug/L		107	86 - 130	8	10
Methyl iodide	5.00	5.13	*1	ug/L		103	60 - 133	13	10
Methylene Chloride	5.00	5.56		ug/L		111	68 - 134	8	18
o-Xylene	5.00	5.58		ug/L		112	80 - 133	10	10

Eurofins TestAmerica, Seattle

# QC Sample Results

Client: SCS Engineers  
 Project/Site: Coupeville Solid Waste Facility Groundwa

Job ID: 580-98647-1

## Method: 8260C LL - Volatile Organic Compounds by GC/MS (Continued)

**Lab Sample ID: LCSD 580-342332/5**  
**Matrix: Water**  
**Analysis Batch: 342332**

**Client Sample ID: Lab Control Sample Dup**  
**Prep Type: Total/NA**

Analyte	Spike Added	LCSD Result	LCSD Qualifier	Unit	D	%Rec	%Rec. Limits	RPD	RPD Limit
Styrene	5.00	5.26		ug/L		105	74 - 136	2	10
Tetrachloroethene	5.00	5.00		ug/L		100	75 - 131	7	20
Toluene	5.00	5.33		ug/L		107	80 - 126	6	20
trans-1,2-Dichloroethene	5.00	5.21		ug/L		104	63 - 133	9	17
trans-1,3-Dichloropropene	5.00	5.02		ug/L		100	71 - 128	7	16
trans-1,4-Dichloro-2-butene	5.00	4.93		ug/L		99	45 - 144	12	31
Trichloroethene	5.00	4.94		ug/L		99	72 - 136	6	14
Trichlorofluoromethane	5.00	5.14		ug/L		103	75 - 120	12	13
Vinyl acetate	12.5	13.2		ug/L		106	60 - 138	9	22
Vinyl chloride	5.00	4.57		ug/L		91	69 - 128	10	21

Surrogate	LCSD %Recovery	LCSD Qualifier	LCSD Limits
1,2-Dichloroethane-d4 (Surr)	106		80 - 120
4-Bromofluorobenzene (Surr)	98		80 - 120
Dibromofluoromethane (Surr)	110		80 - 120
Toluene-d8 (Surr)	104		80 - 120

**Lab Sample ID: MB 580-342521/7**  
**Matrix: Water**  
**Analysis Batch: 342521**

**Client Sample ID: Method Blank**  
**Prep Type: Total/NA**

Analyte	MB Result	MB Qualifier	RL	MDL	Unit	D	Prepared	Analyzed	Dil Fac
1,1,1,2-Tetrachloroethane	ND		0.30		ug/L			11/05/20 12:22	1
1,1,1-Trichloroethane	ND		0.20		ug/L			11/05/20 12:22	1
1,1,2,2-Tetrachloroethane	ND		0.20		ug/L			11/05/20 12:22	1
1,1,2-Trichloroethane	ND		0.20		ug/L			11/05/20 12:22	1
1,1-Dichloroethane	ND		0.20		ug/L			11/05/20 12:22	1
1,1-Dichloroethene	ND		0.20		ug/L			11/05/20 12:22	1
1,2,3-Trichloropropane	ND		0.20		ug/L			11/05/20 12:22	1
1,2-Dibromo-3-Chloropropane	ND		2.0		ug/L			11/05/20 12:22	1
1,2-Dibromoethane	ND		0.10		ug/L			11/05/20 12:22	1
1,2-Dichlorobenzene	ND		0.30		ug/L			11/05/20 12:22	1
1,2-Dichloroethane	ND		0.20		ug/L			11/05/20 12:22	1
1,2-Dichloropropane	ND		0.20		ug/L			11/05/20 12:22	1
1,4-Dichlorobenzene	ND		0.30		ug/L			11/05/20 12:22	1
2-Butanone	ND		10		ug/L			11/05/20 12:22	1
2-Hexanone	ND		3.0		ug/L			11/05/20 12:22	1
4-Methyl-2-pentanone	ND		10		ug/L			11/05/20 12:22	1
Acetone	ND		10		ug/L			11/05/20 12:22	1
Acrylonitrile	ND		10		ug/L			11/05/20 12:22	1
Benzene	ND		0.20		ug/L			11/05/20 12:22	1
Bromochloromethane	ND		0.20		ug/L			11/05/20 12:22	1
Bromodichloromethane	ND		0.20		ug/L			11/05/20 12:22	1
Bromoform	ND		0.50		ug/L			11/05/20 12:22	1
Bromomethane	ND		0.50		ug/L			11/05/20 12:22	1
Carbon disulfide	ND		0.30		ug/L			11/05/20 12:22	1
Carbon tetrachloride	ND		0.20		ug/L			11/05/20 12:22	1
Chlorobenzene	ND		0.20		ug/L			11/05/20 12:22	1

Eurofins TestAmerica, Seattle

# QC Sample Results

Client: SCS Engineers  
 Project/Site: Coupeville Solid Waste Facility Groundwa

Job ID: 580-98647-1

## Method: 8260C LL - Volatile Organic Compounds by GC/MS (Continued)

**Lab Sample ID: MB 580-342521/7**  
**Matrix: Water**  
**Analysis Batch: 342521**

**Client Sample ID: Method Blank**  
**Prep Type: Total/NA**

Analyte	MB Result	MB Qualifier	RL	MDL	Unit	D	Prepared	Analyzed	Dil Fac
Chloroethane	ND		0.50		ug/L			11/05/20 12:22	1
Chloroform	ND		0.20		ug/L			11/05/20 12:22	1
Chloromethane	ND		0.50		ug/L			11/05/20 12:22	1
cis-1,2-Dichloroethene	ND		0.20		ug/L			11/05/20 12:22	1
cis-1,3-Dichloropropene	ND		0.20		ug/L			11/05/20 12:22	1
Dibromochloromethane	ND		0.20		ug/L			11/05/20 12:22	1
Dibromomethane	ND		0.20		ug/L			11/05/20 12:22	1
Ethylbenzene	ND		0.20		ug/L			11/05/20 12:22	1
m,p-Xylene	ND		0.50		ug/L			11/05/20 12:22	1
Methyl iodide	ND		0.50		ug/L			11/05/20 12:22	1
Methylene Chloride	ND		5.0		ug/L			11/05/20 12:22	1
o-Xylene	ND		0.50		ug/L			11/05/20 12:22	1
Styrene	ND		1.0		ug/L			11/05/20 12:22	1
Tetrachloroethene	ND		0.50		ug/L			11/05/20 12:22	1
Toluene	ND		0.20		ug/L			11/05/20 12:22	1
trans-1,2-Dichloroethene	ND		0.20		ug/L			11/05/20 12:22	1
trans-1,3-Dichloropropene	ND		0.20		ug/L			11/05/20 12:22	1
trans-1,4-Dichloro-2-butene	ND		2.0		ug/L			11/05/20 12:22	1
Trichloroethene	ND		0.20		ug/L			11/05/20 12:22	1
Trichlorofluoromethane	ND		0.50		ug/L			11/05/20 12:22	1
Vinyl acetate	ND		2.0		ug/L			11/05/20 12:22	1
Vinyl chloride	ND		0.020		ug/L			11/05/20 12:22	1

Surrogate	MB %Recovery	MB Qualifier	Limits	Prepared	Analyzed	Dil Fac
1,2-Dichloroethane-d4 (Surr)	105		80 - 120		11/05/20 12:22	1
4-Bromofluorobenzene (Surr)	96		80 - 120		11/05/20 12:22	1
Dibromofluoromethane (Surr)	106		80 - 120		11/05/20 12:22	1
Toluene-d8 (Surr)	100		80 - 120		11/05/20 12:22	1

**Lab Sample ID: LCS 580-342521/4**  
**Matrix: Water**  
**Analysis Batch: 342521**

**Client Sample ID: Lab Control Sample**  
**Prep Type: Total/NA**

Analyte	Spike Added	LCS Result	LCS Qualifier	Unit	D	%Rec	%Rec. Limits
1,1,1,2-Tetrachloroethane	5.00	5.44		ug/L		109	79 - 127
1,1,1-Trichloroethane	5.00	5.19		ug/L		104	79 - 121
1,1,2,2-Tetrachloroethane	5.00	5.85		ug/L		117	76 - 123
1,1,2-Trichloroethane	5.00	5.30		ug/L		106	80 - 127
1,1-Dichloroethane	5.00	5.14		ug/L		103	74 - 120
1,1-Dichloroethene	5.00	4.96		ug/L		99	79 - 120
1,2,3-Trichloropropane	5.00	5.87		ug/L		117	75 - 127
1,2-Dibromo-3-Chloropropane	5.00	5.58		ug/L		112	73 - 123
1,2-Dibromoethane	5.00	5.49		ug/L		110	80 - 126
1,2-Dichlorobenzene	5.00	5.55		ug/L		111	80 - 129
1,2-Dichloroethane	5.00	5.10		ug/L		102	74 - 120
1,2-Dichloropropane	5.00	5.14		ug/L		103	80 - 130
1,4-Dichlorobenzene	5.00	5.50		ug/L		110	80 - 129
2-Butanone	25.0	29.1		ug/L		117	57 - 136

Eurofins TestAmerica, Seattle

# QC Sample Results

Client: SCS Engineers  
 Project/Site: Coupeville Solid Waste Facility Groundwa

Job ID: 580-98647-1

## Method: 8260C LL - Volatile Organic Compounds by GC/MS (Continued)

**Lab Sample ID: LCS 580-342521/4**  
**Matrix: Water**  
**Analysis Batch: 342521**

**Client Sample ID: Lab Control Sample**  
**Prep Type: Total/NA**

Analyte	Spike Added	LCS Result	LCS Qualifier	Unit	D	%Rec	%Rec. Limits
2-Hexanone	25.0	31.2		ug/L		125	56 - 144
4-Methyl-2-pentanone	25.0	28.6		ug/L		114	78 - 127
Acetone	25.0	34.3		ug/L		137	49 - 150
Acrylonitrile	50.0	55.2		ug/L		110	62 - 145
Benzene	5.00	5.12		ug/L		102	73 - 120
Bromochloromethane	5.00	5.41		ug/L		108	79 - 131
Bromodichloromethane	5.00	5.26		ug/L		105	74 - 120
Bromoform	5.00	5.86		ug/L		117	69 - 125
Bromomethane	5.00	4.87		ug/L		97	68 - 131
Carbon disulfide	5.00	4.81		ug/L		96	75 - 128
Carbon tetrachloride	5.00	5.16		ug/L		103	78 - 120
Chlorobenzene	5.00	5.15		ug/L		103	80 - 123
Chloroethane	5.00	4.75		ug/L		95	70 - 135
Chloroform	5.00	5.25		ug/L		105	80 - 130
Chloromethane	5.00	4.09		ug/L		82	66 - 134
cis-1,2-Dichloroethene	5.00	5.10		ug/L		102	72 - 130
cis-1,3-Dichloropropene	5.00	5.32		ug/L		106	77 - 120
Dibromochloromethane	5.00	5.60		ug/L		112	76 - 126
Dibromomethane	5.00	5.56		ug/L		111	65 - 141
Ethylbenzene	5.00	5.31		ug/L		106	80 - 130
m,p-Xylene	5.00	5.32		ug/L		106	86 - 130
Methyl iodide	5.00	5.20		ug/L		104	60 - 133
Methylene Chloride	5.00	5.26		ug/L		105	68 - 134
o-Xylene	5.00	5.34		ug/L		107	80 - 133
Styrene	5.00	5.23		ug/L		105	74 - 136
Tetrachloroethene	5.00	5.43		ug/L		109	75 - 131
Toluene	5.00	5.19		ug/L		104	80 - 126
trans-1,2-Dichloroethene	5.00	5.09		ug/L		102	63 - 133
trans-1,3-Dichloropropene	5.00	5.19		ug/L		104	71 - 128
trans-1,4-Dichloro-2-butene	5.00	4.57		ug/L		91	45 - 144
Trichloroethene	5.00	5.13		ug/L		103	72 - 136
Trichlorofluoromethane	5.00	4.91		ug/L		98	75 - 120
Vinyl acetate	12.5	13.1		ug/L		105	60 - 138
Vinyl chloride	5.00	4.33		ug/L		87	69 - 128

Surrogate	LCS %Recovery	LCS Qualifier	Limits
1,2-Dichloroethane-d4 (Surr)	103		80 - 120
4-Bromofluorobenzene (Surr)	103		80 - 120
Dibromofluoromethane (Surr)	106		80 - 120
Toluene-d8 (Surr)	100		80 - 120

**Lab Sample ID: LCSD 580-342521/5**  
**Matrix: Water**  
**Analysis Batch: 342521**

**Client Sample ID: Lab Control Sample Dup**  
**Prep Type: Total/NA**

Analyte	Spike Added	LCSD Result	LCSD Qualifier	Unit	D	%Rec	%Rec. Limits	RPD	RPD Limit
1,1,1,2-Tetrachloroethane	5.00	5.71		ug/L		114	79 - 127	5	11
1,1,1-Trichloroethane	5.00	5.34		ug/L		107	79 - 121	3	14

Eurofins TestAmerica, Seattle

# QC Sample Results

Client: SCS Engineers  
 Project/Site: Coupeville Solid Waste Facility Groundwa

Job ID: 580-98647-1

## Method: 8260C LL - Volatile Organic Compounds by GC/MS (Continued)

**Lab Sample ID: LCSD 580-342521/5**  
**Matrix: Water**  
**Analysis Batch: 342521**

**Client Sample ID: Lab Control Sample Dup**  
**Prep Type: Total/NA**

Analyte	Spike Added	LCSD Result	LCSD Qualifier	Unit	D	%Rec	%Rec. Limits	RPD	RPD Limit
1,1,2,2-Tetrachloroethane	5.00	5.73		ug/L		115	76 - 123	2	10
1,1,2-Trichloroethane	5.00	5.00		ug/L		100	80 - 127	6	10
1,1-Dichloroethane	5.00	5.20		ug/L		104	74 - 120	1	10
1,1-Dichloroethene	5.00	5.21		ug/L		104	79 - 120	5	17
1,2,3-Trichloropropane	5.00	5.63		ug/L		113	75 - 127	4	12
1,2-Dibromo-3-Chloropropane	5.00	5.47		ug/L		109	73 - 123	2	16
1,2-Dibromoethane	5.00	4.93		ug/L		99	80 - 126	11	11
1,2-Dichlorobenzene	5.00	5.66		ug/L		113	80 - 129	2	10
1,2-Dichloroethane	5.00	4.69		ug/L		94	74 - 120	8	10
1,2-Dichloropropane	5.00	4.85		ug/L		97	80 - 130	6	14
1,4-Dichlorobenzene	5.00	5.37		ug/L		107	80 - 129	2	11
2-Butanone	25.0	25.1		ug/L		101	57 - 136	15	23
2-Hexanone	25.0	25.9		ug/L		103	56 - 144	19	21
4-Methyl-2-pentanone	25.0	26.6		ug/L		106	78 - 127	7	12
Acetone	25.0	33.5		ug/L		134	49 - 150	2	24
Acrylonitrile	50.0	53.3		ug/L		107	62 - 145	3	14
Benzene	5.00	5.02		ug/L		100	73 - 120	2	10
Bromochloromethane	5.00	5.29		ug/L		106	79 - 131	2	10
Bromodichloromethane	5.00	4.92		ug/L		98	74 - 120	7	10
Bromoform	5.00	5.58		ug/L		112	69 - 125	5	10
Bromomethane	5.00	5.02		ug/L		100	68 - 131	3	18
Carbon disulfide	5.00	5.08		ug/L		102	75 - 128	6	14
Carbon tetrachloride	5.00	5.49		ug/L		110	78 - 120	6	10
Chlorobenzene	5.00	4.99		ug/L		100	80 - 123	3	12
Chloroethane	5.00	5.42		ug/L		108	70 - 135	13	20
Chloroform	5.00	5.27		ug/L		105	80 - 130	0	10
Chloromethane	5.00	4.01		ug/L		80	66 - 134	2	16
cis-1,2-Dichloroethene	5.00	5.14		ug/L		103	72 - 130	1	10
cis-1,3-Dichloropropene	5.00	4.93		ug/L		99	77 - 120	8	10
Dibromochloromethane	5.00	5.32		ug/L		106	76 - 126	5	10
Dibromomethane	5.00	5.16		ug/L		103	65 - 141	7	10
Ethylbenzene	5.00	5.33		ug/L		107	80 - 130	0	10
m,p-Xylene	5.00	5.33		ug/L		107	86 - 130	0	10
Methyl iodide	5.00	5.49		ug/L		110	60 - 133	5	10
Methylene Chloride	5.00	5.45		ug/L		109	68 - 134	4	18
o-Xylene	5.00	5.51		ug/L		110	80 - 133	3	10
Styrene	5.00	5.05		ug/L		101	74 - 136	4	10
Tetrachloroethene	5.00	5.43		ug/L		109	75 - 131	0	20
Toluene	5.00	5.14		ug/L		103	80 - 126	1	20
trans-1,2-Dichloroethene	5.00	5.26		ug/L		105	63 - 133	3	17
trans-1,3-Dichloropropene	5.00	4.69		ug/L		94	71 - 128	10	16
trans-1,4-Dichloro-2-butene	5.00	3.92		ug/L		78	45 - 144	15	31
Trichloroethene	5.00	5.03		ug/L		101	72 - 136	2	14
Trichlorofluoromethane	5.00	5.19		ug/L		104	75 - 120	5	13
Vinyl acetate	12.5	12.3		ug/L		98	60 - 138	6	22
Vinyl chloride	5.00	4.38		ug/L		88	69 - 128	1	21

# QC Sample Results

Client: SCS Engineers  
 Project/Site: Coupeville Solid Waste Facility Groundwa

Job ID: 580-98647-1

## Method: 8260C LL - Volatile Organic Compounds by GC/MS (Continued)

**Lab Sample ID: LCSD 580-342521/5**  
**Matrix: Water**  
**Analysis Batch: 342521**

**Client Sample ID: Lab Control Sample Dup**  
**Prep Type: Total/NA**

Surrogate	LCSD %Recovery	LCSD Qualifier	Limits
1,2-Dichloroethane-d4 (Surr)	100		80 - 120
4-Bromofluorobenzene (Surr)	101		80 - 120
Dibromofluoromethane (Surr)	108		80 - 120
Toluene-d8 (Surr)	102		80 - 120

**Lab Sample ID: MB 580-342865/7**  
**Matrix: Water**  
**Analysis Batch: 342865**

**Client Sample ID: Method Blank**  
**Prep Type: Total/NA**

Analyte	MB Result	MB Qualifier	RL	MDL	Unit	D	Prepared	Analyzed	Dil Fac
1,1,1,2-Tetrachloroethane	ND		0.30		ug/L			11/10/20 11:55	1
1,1,1-Trichloroethane	ND		0.20		ug/L			11/10/20 11:55	1
1,1,2,2-Tetrachloroethane	ND		0.20		ug/L			11/10/20 11:55	1
1,1,2-Trichloroethane	ND		0.20		ug/L			11/10/20 11:55	1
1,1-Dichloroethane	ND		0.20		ug/L			11/10/20 11:55	1
1,1-Dichloroethene	ND		0.20		ug/L			11/10/20 11:55	1
1,2,3-Trichloropropane	ND		0.20		ug/L			11/10/20 11:55	1
1,2-Dibromo-3-Chloropropane	ND		2.0		ug/L			11/10/20 11:55	1
1,2-Dibromoethane	ND		0.10		ug/L			11/10/20 11:55	1
1,2-Dichlorobenzene	ND		0.30		ug/L			11/10/20 11:55	1
1,2-Dichloroethane	ND		0.20		ug/L			11/10/20 11:55	1
1,2-Dichloropropane	ND		0.20		ug/L			11/10/20 11:55	1
1,4-Dichlorobenzene	ND		0.30		ug/L			11/10/20 11:55	1
2-Butanone	ND		10		ug/L			11/10/20 11:55	1
2-Hexanone	ND		3.0		ug/L			11/10/20 11:55	1
4-Methyl-2-pentanone	ND		10		ug/L			11/10/20 11:55	1
Acetone	ND		10		ug/L			11/10/20 11:55	1
Acrylonitrile	ND		10		ug/L			11/10/20 11:55	1
Benzene	ND		0.20		ug/L			11/10/20 11:55	1
Bromochloromethane	ND		0.20		ug/L			11/10/20 11:55	1
Bromodichloromethane	ND		0.20		ug/L			11/10/20 11:55	1
Bromoform	ND		0.50		ug/L			11/10/20 11:55	1
Bromomethane	ND		0.50		ug/L			11/10/20 11:55	1
Carbon disulfide	ND		0.30		ug/L			11/10/20 11:55	1
Carbon tetrachloride	ND		0.20		ug/L			11/10/20 11:55	1
Chlorobenzene	ND		0.20		ug/L			11/10/20 11:55	1
Chloroethane	ND		0.50		ug/L			11/10/20 11:55	1
Chloroform	ND		0.20		ug/L			11/10/20 11:55	1
Chloromethane	ND		0.50		ug/L			11/10/20 11:55	1
cis-1,2-Dichloroethene	ND		0.20		ug/L			11/10/20 11:55	1
cis-1,3-Dichloropropene	ND		0.20		ug/L			11/10/20 11:55	1
Dibromochloromethane	ND		0.20		ug/L			11/10/20 11:55	1
Dibromomethane	ND		0.20		ug/L			11/10/20 11:55	1
Ethylbenzene	ND		0.20		ug/L			11/10/20 11:55	1
m,p-Xylene	ND		0.50		ug/L			11/10/20 11:55	1
Methyl iodide	ND		0.50		ug/L			11/10/20 11:55	1
Methylene Chloride	ND		5.0		ug/L			11/10/20 11:55	1
o-Xylene	ND		0.50		ug/L			11/10/20 11:55	1

Eurofins TestAmerica, Seattle

# QC Sample Results

Client: SCS Engineers  
 Project/Site: Coupeville Solid Waste Facility Groundwa

Job ID: 580-98647-1

## Method: 8260C LL - Volatile Organic Compounds by GC/MS (Continued)

**Lab Sample ID: MB 580-342865/7**  
**Matrix: Water**  
**Analysis Batch: 342865**

**Client Sample ID: Method Blank**  
**Prep Type: Total/NA**

Analyte	MB	MB	RL	MDL	Unit	D	Prepared	Analyzed	Dil Fac
	Result	Qualifier							
Styrene	ND		1.0		ug/L			11/10/20 11:55	1
Tetrachloroethene	ND		0.50		ug/L			11/10/20 11:55	1
Toluene	ND		0.20		ug/L			11/10/20 11:55	1
trans-1,2-Dichloroethene	ND		0.20		ug/L			11/10/20 11:55	1
trans-1,3-Dichloropropene	ND		0.20		ug/L			11/10/20 11:55	1
trans-1,4-Dichloro-2-butene	ND		2.0		ug/L			11/10/20 11:55	1
Trichloroethene	ND		0.20		ug/L			11/10/20 11:55	1
Trichlorofluoromethane	ND		0.50		ug/L			11/10/20 11:55	1
Vinyl acetate	ND		2.0		ug/L			11/10/20 11:55	1
Vinyl chloride	ND		0.020		ug/L			11/10/20 11:55	1

Surrogate	MB	MB	Limits	Prepared	Analyzed	Dil Fac
	%Recovery	Qualifier				
1,2-Dichloroethane-d4 (Surr)	112		80 - 120		11/10/20 11:55	1
4-Bromofluorobenzene (Surr)	97		80 - 120		11/10/20 11:55	1
Dibromofluoromethane (Surr)	108		80 - 120		11/10/20 11:55	1
Toluene-d8 (Surr)	98		80 - 120		11/10/20 11:55	1

**Lab Sample ID: LCS 580-342865/4**  
**Matrix: Water**  
**Analysis Batch: 342865**

**Client Sample ID: Lab Control Sample**  
**Prep Type: Total/NA**

Analyte	Spike Added	LCS	LCS	Unit	D	%Rec	%Rec. Limits
		Result	Qualifier				
1,1,1,2-Tetrachloroethane	5.00	4.99		ug/L		100	79 - 127
1,1,1-Trichloroethane	5.00	5.08		ug/L		102	79 - 121
1,1,2,2-Tetrachloroethane	5.00	5.46		ug/L		109	76 - 123
1,1,2-Trichloroethane	5.00	5.01		ug/L		100	80 - 127
1,1-Dichloroethane	5.00	5.06		ug/L		101	74 - 120
1,1-Dichloroethene	5.00	4.96		ug/L		99	79 - 120
1,2,3-Trichloropropane	5.00	5.40		ug/L		108	75 - 127
1,2-Dibromo-3-Chloropropane	5.00	4.95		ug/L		99	73 - 123
1,2-Dibromoethane	5.00	5.15		ug/L		103	80 - 126
1,2-Dichlorobenzene	5.00	5.16		ug/L		103	80 - 129
1,2-Dichloroethane	5.00	5.12		ug/L		102	74 - 120
1,2-Dichloropropane	5.00	4.96		ug/L		99	80 - 130
1,4-Dichlorobenzene	5.00	5.14		ug/L		103	80 - 129
2-Butanone	25.0	25.6		ug/L		102	57 - 136
2-Hexanone	25.0	25.9		ug/L		104	56 - 144
4-Methyl-2-pentanone	25.0	25.7		ug/L		103	78 - 127
Acetone	25.0	26.3		ug/L		105	49 - 150
Acrylonitrile	50.0	53.7		ug/L		107	62 - 145
Benzene	5.00	5.05		ug/L		101	73 - 120
Bromochloromethane	5.00	5.32		ug/L		106	79 - 131
Bromodichloromethane	5.00	5.10		ug/L		102	74 - 120
Bromoform	5.00	5.39		ug/L		108	69 - 125
Bromomethane	5.00	5.06		ug/L		101	68 - 131
Carbon disulfide	5.00	5.10		ug/L		102	75 - 128
Carbon tetrachloride	5.00	5.06		ug/L		101	78 - 120
Chlorobenzene	5.00	4.84		ug/L		97	80 - 123

Eurofins TestAmerica, Seattle

# QC Sample Results

Client: SCS Engineers  
 Project/Site: Coupeville Solid Waste Facility Groundwa

Job ID: 580-98647-1

## Method: 8260C LL - Volatile Organic Compounds by GC/MS (Continued)

**Lab Sample ID: LCS 580-342865/4**  
**Matrix: Water**  
**Analysis Batch: 342865**

**Client Sample ID: Lab Control Sample**  
**Prep Type: Total/NA**

Analyte	Spike Added	LCS Result	LCS Qualifier	Unit	D	%Rec	%Rec. Limits
Chloroethane	5.00	5.41		ug/L		108	70 - 135
Chloroform	5.00	5.17		ug/L		103	80 - 130
Chloromethane	5.00	5.28		ug/L		106	66 - 134
cis-1,2-Dichloroethene	5.00	4.94		ug/L		99	72 - 130
cis-1,3-Dichloropropene	5.00	5.00		ug/L		100	77 - 120
Dibromochloromethane	5.00	5.21		ug/L		104	76 - 126
Dibromomethane	5.00	5.33		ug/L		107	65 - 141
Ethylbenzene	5.00	4.96		ug/L		99	80 - 130
m,p-Xylene	5.00	4.94		ug/L		99	86 - 130
Methyl iodide	5.00	5.18		ug/L		104	60 - 133
Methylene Chloride	5.00	5.47		ug/L		109	68 - 134
o-Xylene	5.00	4.95		ug/L		99	80 - 133
Styrene	5.00	4.88		ug/L		98	74 - 136
Tetrachloroethene	5.00	4.93		ug/L		99	75 - 131
Toluene	5.00	4.92		ug/L		98	80 - 126
trans-1,2-Dichloroethene	5.00	5.09		ug/L		102	63 - 133
trans-1,3-Dichloropropene	5.00	4.96		ug/L		99	71 - 128
trans-1,4-Dichloro-2-butene	5.00	5.17		ug/L		103	45 - 144
Trichloroethene	5.00	4.95		ug/L		99	72 - 136
Trichlorofluoromethane	5.00	5.00		ug/L		100	75 - 120
Vinyl acetate	12.5	13.1		ug/L		105	60 - 138
Vinyl chloride	5.00	4.94		ug/L		99	69 - 128

Surrogate	LCS %Recovery	LCS Qualifier	Limits
1,2-Dichloroethane-d4 (Surr)	107		80 - 120
4-Bromofluorobenzene (Surr)	101		80 - 120
Dibromofluoromethane (Surr)	107		80 - 120
Toluene-d8 (Surr)	99		80 - 120

**Lab Sample ID: LCSD 580-342865/5**  
**Matrix: Water**  
**Analysis Batch: 342865**

**Client Sample ID: Lab Control Sample Dup**  
**Prep Type: Total/NA**

Analyte	Spike Added	LCSD Result	LCSD Qualifier	Unit	D	%Rec	%Rec. Limits	RPD	RPD Limit
1,1,1,2-Tetrachloroethane	5.00	4.88		ug/L		98	79 - 127	2	11
1,1,1-Trichloroethane	5.00	4.89		ug/L		98	79 - 121	4	14
1,1,2,2-Tetrachloroethane	5.00	5.27		ug/L		105	76 - 123	4	10
1,1,2-Trichloroethane	5.00	5.05		ug/L		101	80 - 127	1	10
1,1-Dichloroethane	5.00	5.02		ug/L		100	74 - 120	1	10
1,1-Dichloroethene	5.00	4.88		ug/L		98	79 - 120	2	17
1,2,3-Trichloropropane	5.00	5.35		ug/L		107	75 - 127	1	12
1,2-Dibromo-3-Chloropropane	5.00	4.89		ug/L		98	73 - 123	1	16
1,2-Dibromoethane	5.00	5.20		ug/L		104	80 - 126	1	11
1,2-Dichlorobenzene	5.00	4.98		ug/L		100	80 - 129	4	10
1,2-Dichloroethane	5.00	5.02		ug/L		100	74 - 120	2	10
1,2-Dichloropropane	5.00	4.95		ug/L		99	80 - 130	0	14
1,4-Dichlorobenzene	5.00	5.03		ug/L		101	80 - 129	2	11
2-Butanone	25.0	25.3		ug/L		101	57 - 136	1	23

Eurofins TestAmerica, Seattle

# QC Sample Results

Client: SCS Engineers  
 Project/Site: Coupeville Solid Waste Facility Groundwa

Job ID: 580-98647-1

## Method: 8260C LL - Volatile Organic Compounds by GC/MS (Continued)

**Lab Sample ID: LCSD 580-342865/5**  
**Matrix: Water**  
**Analysis Batch: 342865**

**Client Sample ID: Lab Control Sample Dup**  
**Prep Type: Total/NA**

Analyte	Spike Added	LCSD Result	LCSD Qualifier	Unit	D	%Rec	%Rec. Limits	RPD	RPD Limit
2-Hexanone	25.0	26.4		ug/L		105	56 - 144	2	21
4-Methyl-2-pentanone	25.0	26.3		ug/L		105	78 - 127	2	12
Acetone	25.0	26.4		ug/L		105	49 - 150	0	24
Acrylonitrile	50.0	54.1		ug/L		108	62 - 145	1	14
Benzene	5.00	4.94		ug/L		99	73 - 120	2	10
Bromochloromethane	5.00	5.25		ug/L		105	79 - 131	1	10
Bromodichloromethane	5.00	5.06		ug/L		101	74 - 120	1	10
Bromoform	5.00	5.49		ug/L		110	69 - 125	2	10
Bromomethane	5.00	4.86		ug/L		97	68 - 131	4	18
Carbon disulfide	5.00	4.96		ug/L		99	75 - 128	3	14
Carbon tetrachloride	5.00	4.93		ug/L		99	78 - 120	3	10
Chlorobenzene	5.00	4.74		ug/L		95	80 - 123	2	12
Chloroethane	5.00	5.11		ug/L		102	70 - 135	6	20
Chloroform	5.00	5.06		ug/L		101	80 - 130	2	10
Chloromethane	5.00	5.07		ug/L		101	66 - 134	4	16
cis-1,2-Dichloroethene	5.00	4.85		ug/L		97	72 - 130	2	10
cis-1,3-Dichloropropene	5.00	5.03		ug/L		101	77 - 120	1	10
Dibromochloromethane	5.00	5.21		ug/L		104	76 - 126	0	10
Dibromomethane	5.00	5.30		ug/L		106	65 - 141	1	10
Ethylbenzene	5.00	4.82		ug/L		96	80 - 130	3	10
m,p-Xylene	5.00	4.79		ug/L		96	86 - 130	3	10
Methyl iodide	5.00	5.16		ug/L		103	60 - 133	0	10
Methylene Chloride	5.00	5.43		ug/L		109	68 - 134	1	18
o-Xylene	5.00	4.81		ug/L		96	80 - 133	3	10
Styrene	5.00	4.83		ug/L		97	74 - 136	1	10
Tetrachloroethene	5.00	4.92		ug/L		98	75 - 131	0	20
Toluene	5.00	4.83		ug/L		97	80 - 126	2	20
trans-1,2-Dichloroethene	5.00	4.93		ug/L		99	63 - 133	3	17
trans-1,3-Dichloropropene	5.00	4.97		ug/L		99	71 - 128	0	16
trans-1,4-Dichloro-2-butene	5.00	5.10		ug/L		102	45 - 144	1	31
Trichloroethene	5.00	4.93		ug/L		99	72 - 136	0	14
Trichlorofluoromethane	5.00	4.94		ug/L		99	75 - 120	1	13
Vinyl acetate	12.5	13.5		ug/L		108	60 - 138	3	22
Vinyl chloride	5.00	4.67		ug/L		93	69 - 128	6	21

Surrogate	LCSD %Recovery	LCSD Qualifier	LCSD Limits
1,2-Dichloroethane-d4 (Surr)	105		80 - 120
4-Bromofluorobenzene (Surr)	102		80 - 120
Dibromofluoromethane (Surr)	106		80 - 120
Toluene-d8 (Surr)	99		80 - 120

## Method: 6010D - Metals (ICP)

**Lab Sample ID: MB 580-342255/18-A**  
**Matrix: Water**  
**Analysis Batch: 342376**

**Client Sample ID: Method Blank**  
**Prep Type: Total Recoverable**  
**Prep Batch: 342255**

Analyte	MB Result	MB Qualifier	RL	MDL	Unit	D	Prepared	Analyzed	Dil Fac
Calcium	ND		1.1		mg/L		11/03/20 07:56	11/03/20 17:03	1

Eurofins TestAmerica, Seattle

# QC Sample Results

Client: SCS Engineers  
 Project/Site: Coupeville Solid Waste Facility Groundwa

Job ID: 580-98647-1

## Method: 6010D - Metals (ICP) (Continued)

**Lab Sample ID: MB 580-342255/18-A**  
**Matrix: Water**  
**Analysis Batch: 342376**

**Client Sample ID: Method Blank**  
**Prep Type: Total Recoverable**  
**Prep Batch: 342255**

Analyte	MB Result	MB Qualifier	RL	MDL	Unit	D	Prepared	Analyzed	Dil Fac
Iron	ND		0.30		mg/L		11/03/20 07:56	11/03/20 17:03	1
Magnesium	ND		1.1		mg/L		11/03/20 07:56	11/03/20 17:03	1
Manganese	ND		0.020		mg/L		11/03/20 07:56	11/03/20 17:03	1
Potassium	ND		3.3		mg/L		11/03/20 07:56	11/03/20 17:03	1
Sodium	ND		2.0		mg/L		11/03/20 07:56	11/03/20 17:03	1

**Lab Sample ID: LCS 580-342255/19-A**  
**Matrix: Water**  
**Analysis Batch: 342376**

**Client Sample ID: Lab Control Sample**  
**Prep Type: Total Recoverable**  
**Prep Batch: 342255**

Analyte	Spike Added	LCS Result	LCS Qualifier	Unit	D	%Rec	%Rec. Limits
Calcium	20.0	21.2		mg/L		106	80 - 120
Iron	20.0	21.3		mg/L		106	80 - 120
Magnesium	20.0	21.3		mg/L		106	80 - 120
Manganese	1.00	0.941		mg/L		94	80 - 120
Potassium	20.0	19.9		mg/L		100	80 - 120
Sodium	20.0	18.5		mg/L		92	80 - 120

**Lab Sample ID: LCSD 580-342255/20-A**  
**Matrix: Water**  
**Analysis Batch: 342376**

**Client Sample ID: Lab Control Sample Dup**  
**Prep Type: Total Recoverable**  
**Prep Batch: 342255**

Analyte	Spike Added	LCSD Result	LCSD Qualifier	Unit	D	%Rec	%Rec. Limits	RPD	Limit
Calcium	20.0	21.6		mg/L		108	80 - 120	2	20
Iron	20.0	21.6		mg/L		108	80 - 120	2	20
Magnesium	20.0	21.7		mg/L		109	80 - 120	2	20
Manganese	1.00	0.994		mg/L		99	80 - 120	6	20
Potassium	20.0	20.4		mg/L		102	80 - 120	3	20
Sodium	20.0	19.3		mg/L		97	80 - 120	5	20

**Lab Sample ID: MB 580-342256/18-A**  
**Matrix: Water**  
**Analysis Batch: 342376**

**Client Sample ID: Method Blank**  
**Prep Type: Total Recoverable**  
**Prep Batch: 342256**

Analyte	MB Result	MB Qualifier	RL	MDL	Unit	D	Prepared	Analyzed	Dil Fac
Calcium	ND		1.1		mg/L		11/03/20 07:59	11/03/20 15:27	1
Iron	ND		0.30		mg/L		11/03/20 07:59	11/03/20 15:27	1
Magnesium	ND		1.1		mg/L		11/03/20 07:59	11/03/20 15:27	1
Manganese	ND		0.020		mg/L		11/03/20 07:59	11/03/20 15:27	1
Potassium	ND		3.3		mg/L		11/03/20 07:59	11/03/20 15:27	1
Sodium	ND		2.0		mg/L		11/03/20 07:59	11/03/20 15:27	1

**Lab Sample ID: LCS 580-342256/19-A**  
**Matrix: Water**  
**Analysis Batch: 342376**

**Client Sample ID: Lab Control Sample**  
**Prep Type: Total Recoverable**  
**Prep Batch: 342256**

Analyte	Spike Added	LCS Result	LCS Qualifier	Unit	D	%Rec	%Rec. Limits
Calcium	20.0	20.9		mg/L		105	80 - 120
Iron	20.0	21.2		mg/L		106	80 - 120
Magnesium	20.0	21.3		mg/L		106	80 - 120

Eurofins TestAmerica, Seattle

# QC Sample Results

Client: SCS Engineers  
 Project/Site: Coupeville Solid Waste Facility Groundwa

Job ID: 580-98647-1

## Method: 6010D - Metals (ICP) (Continued)

**Lab Sample ID: LCS 580-342256/19-A**  
**Matrix: Water**  
**Analysis Batch: 342376**

**Client Sample ID: Lab Control Sample**  
**Prep Type: Total Recoverable**  
**Prep Batch: 342256**

Analyte	Spike Added	LCS Result	LCS Qualifier	Unit	D	%Rec	%Rec. Limits
Manganese	1.00	0.965		mg/L		97	80 - 120
Potassium	20.0	19.9		mg/L		100	80 - 120
Sodium	20.0	19.7		mg/L		98	80 - 120

**Lab Sample ID: LCSD 580-342256/20-A**  
**Matrix: Water**  
**Analysis Batch: 342376**

**Client Sample ID: Lab Control Sample Dup**  
**Prep Type: Total Recoverable**  
**Prep Batch: 342256**

Analyte	Spike Added	LCSD Result	LCSD Qualifier	Unit	D	%Rec	%Rec. Limits	RPD	RPD Limit
Calcium	20.0	21.1		mg/L		106	80 - 120	1	20
Iron	20.0	21.4		mg/L		107	80 - 120	1	20
Magnesium	20.0	21.5		mg/L		108	80 - 120	1	20
Manganese	1.00	0.920		mg/L		92	80 - 120	5	20
Potassium	20.0	20.1		mg/L		100	80 - 120	1	20
Sodium	20.0	19.0		mg/L		95	80 - 120	4	20

**Lab Sample ID: 580-98647-1 MS**  
**Matrix: Water**  
**Analysis Batch: 342376**

**Client Sample ID: 1020-07**  
**Prep Type: Dissolved**  
**Prep Batch: 342255**

Analyte	Sample Result	Sample Qualifier	Spike Added	MS Result	MS Qualifier	Unit	D	%Rec	%Rec. Limits
Calcium	170		20.0	184	4	mg/L		58	80 - 120
Iron	ND		20.0	20.5		mg/L		102	80 - 120
Magnesium	66	F1	20.0	82.7		mg/L		82	80 - 120
Manganese	ND		1.00	0.846		mg/L		85	80 - 120
Potassium	6.8		20.0	26.3		mg/L		97	80 - 120
Sodium	29	F1	20.0	42.2	F1	mg/L		64	80 - 120

**Lab Sample ID: 580-98647-1 MSD**  
**Matrix: Water**  
**Analysis Batch: 342376**

**Client Sample ID: 1020-07**  
**Prep Type: Dissolved**  
**Prep Batch: 342255**

Analyte	Sample Result	Sample Qualifier	Spike Added	MSD Result	MSD Qualifier	Unit	D	%Rec	%Rec. Limits	RPD	RPD Limit
Calcium	170		20.0	179	4	mg/L		33	80 - 120	3	20
Iron	ND		20.0	20.0		mg/L		100	80 - 120	2	20
Magnesium	66	F1	20.0	80.6	F1	mg/L		72	80 - 120	3	20
Manganese	ND		1.00	0.917		mg/L		92	80 - 120	8	20
Potassium	6.8		20.0	25.6		mg/L		94	80 - 120	2	20
Sodium	29	F1	20.0	46.9		mg/L		87	80 - 120	10	20

**Lab Sample ID: 580-98647-1 DU**  
**Matrix: Water**  
**Analysis Batch: 342376**

**Client Sample ID: 1020-07**  
**Prep Type: Dissolved**  
**Prep Batch: 342255**

Analyte	Sample Result	Sample Qualifier	DU Result	DU Qualifier	Unit	D	RPD	RPD Limit
Calcium	170		169		mg/L		2	20
Iron	ND		ND		mg/L		NC	20
Magnesium	66	F1	64.8		mg/L		2	20
Manganese	ND		ND		mg/L		NC	20
Potassium	6.8		6.70		mg/L		2	20

Eurofins TestAmerica, Seattle

# QC Sample Results

Client: SCS Engineers  
 Project/Site: Coupeville Solid Waste Facility Groundwa

Job ID: 580-98647-1

## Method: 6010D - Metals (ICP) (Continued)

**Lab Sample ID: 580-98647-1 DU**  
**Matrix: Water**  
**Analysis Batch: 342376**

**Client Sample ID: 1020-07**  
**Prep Type: Dissolved**  
**Prep Batch: 342255**

Analyte	Sample Result	Sample Qualifier	DU Result	DU Qualifier	Unit	D	RPD	RPD Limit
Sodium	29	F1	29.5		mg/L		0.2	20

**Lab Sample ID: 580-98647-17 MS**  
**Matrix: Water**  
**Analysis Batch: 342376**

**Client Sample ID: 1020-27**  
**Prep Type: Dissolved**  
**Prep Batch: 342256**

Analyte	Sample Result	Sample Qualifier	Spike Added	MS Result	MS Qualifier	Unit	D	%Rec	Limits
Calcium	110		20.0	123	4	mg/L		59	80 - 120
Iron	0.92		20.0	21.0		mg/L		100	80 - 120
Magnesium	64	F1	20.0	79.4	F1	mg/L		74	80 - 120
Manganese	0.073		1.00	0.960		mg/L		89	80 - 120
Potassium	7.7		20.0	26.5		mg/L		94	80 - 120
Sodium	29		20.0	45.7		mg/L		84	80 - 120

**Lab Sample ID: 580-98647-17 MSD**  
**Matrix: Water**  
**Analysis Batch: 342376**

**Client Sample ID: 1020-27**  
**Prep Type: Dissolved**  
**Prep Batch: 342256**

Analyte	Sample Result	Sample Qualifier	Spike Added	MSD Result	MSD Qualifier	Unit	D	%Rec	Limits	RPD	RPD Limit
Calcium	110		20.0	127	4	mg/L		80	80 - 120	3	20
Iron	0.92		20.0	21.7		mg/L		104	80 - 120	3	20
Magnesium	64	F1	20.0	81.8		mg/L		87	80 - 120	3	20
Manganese	0.073		1.00	1.04		mg/L		97	80 - 120	8	20
Potassium	7.7		20.0	27.0		mg/L		96	80 - 120	2	20
Sodium	29		20.0	49.5		mg/L		103	80 - 120	8	20

**Lab Sample ID: 580-98647-17 DU**  
**Matrix: Water**  
**Analysis Batch: 342376**

**Client Sample ID: 1020-27**  
**Prep Type: Dissolved**  
**Prep Batch: 342256**

Analyte	Sample Result	Sample Qualifier	DU Result	DU Qualifier	Unit	D	RPD	RPD Limit
Calcium	110		109		mg/L		2	20
Iron	0.92		0.933		mg/L		0.9	20
Magnesium	64	F1	63.1		mg/L		2	20
Manganese	0.073		0.0740		mg/L		2	20
Potassium	7.7		7.61		mg/L		1	20
Sodium	29		29.0		mg/L		0.1	20

## Method: 6020B - Metals (ICP/MS)

**Lab Sample ID: MB 580-342689/22-A**  
**Matrix: Water**  
**Analysis Batch: 342825**

**Client Sample ID: Method Blank**  
**Prep Type: Total Recoverable**  
**Prep Batch: 342689**

Analyte	MB Result	MB Qualifier	RL	MDL	Unit	D	Prepared	Analyzed	Dil Fac
Arsenic	ND		0.0010		mg/L		11/07/20 11:06	11/09/20 20:54	1
Antimony	ND		0.00080		mg/L		11/07/20 11:06	11/09/20 20:54	1
Barium	ND		0.0012		mg/L		11/07/20 11:06	11/09/20 20:54	1
Beryllium	ND		0.00040		mg/L		11/07/20 11:06	11/09/20 20:54	1
Cadmium	ND		0.00080		mg/L		11/07/20 11:06	11/09/20 20:54	1

Eurofins TestAmerica, Seattle

# QC Sample Results

Client: SCS Engineers  
 Project/Site: Coupeville Solid Waste Facility Groundwa

Job ID: 580-98647-1

## Method: 6020B - Metals (ICP/MS) (Continued)

**Lab Sample ID: MB 580-342689/22-A**  
**Matrix: Water**  
**Analysis Batch: 342825**

**Client Sample ID: Method Blank**  
**Prep Type: Total Recoverable**  
**Prep Batch: 342689**

Analyte	MB Result	MB Qualifier	RL	MDL	Unit	D	Prepared	Analyzed	Dil Fac
Chromium	ND		0.00080		mg/L		11/07/20 11:06	11/09/20 20:54	1
Cobalt	ND		0.00040		mg/L		11/07/20 11:06	11/09/20 20:54	1
Copper	ND		0.0020		mg/L		11/07/20 11:06	11/09/20 20:54	1
Lead	ND		0.00080		mg/L		11/07/20 11:06	11/09/20 20:54	1
Nickel	ND		0.0030		mg/L		11/07/20 11:06	11/09/20 20:54	1
Selenium	ND		0.0080		mg/L		11/07/20 11:06	11/09/20 20:54	1
Silver	ND		0.00040		mg/L		11/07/20 11:06	11/09/20 20:54	1
Thallium	ND		0.0010		mg/L		11/07/20 11:06	11/09/20 20:54	1
Vanadium	ND		0.0040		mg/L		11/07/20 11:06	11/09/20 20:54	1
Zinc	ND		0.0070		mg/L		11/07/20 11:06	11/09/20 20:54	1

**Lab Sample ID: LCS 580-342689/23-A**  
**Matrix: Water**  
**Analysis Batch: 342825**

**Client Sample ID: Lab Control Sample**  
**Prep Type: Total Recoverable**  
**Prep Batch: 342689**

Analyte	Spike Added	LCS Result	LCS Qualifier	Unit	D	%Rec	%Rec. Limits
Arsenic	1.00	0.912		mg/L		91	80 - 120
Antimony	1.00	0.916		mg/L		92	80 - 120
Barium	1.00	0.931		mg/L		93	80 - 120
Beryllium	1.00	0.898		mg/L		90	80 - 120
Cadmium	1.00	0.908		mg/L		91	80 - 120
Chromium	1.00	0.924		mg/L		92	80 - 120
Cobalt	1.00	0.925		mg/L		93	80 - 120
Copper	1.00	0.932		mg/L		93	80 - 120
Lead	1.00	0.928		mg/L		93	80 - 120
Nickel	1.00	0.926		mg/L		93	80 - 120
Selenium	1.00	0.904		mg/L		90	80 - 120
Silver	1.00	0.920		mg/L		92	80 - 120
Thallium	1.00	0.904		mg/L		90	80 - 120
Vanadium	1.00	0.926		mg/L		93	80 - 120
Zinc	1.00	0.909		mg/L		91	80 - 120

**Lab Sample ID: LCSD 580-342689/24-A**  
**Matrix: Water**  
**Analysis Batch: 342825**

**Client Sample ID: Lab Control Sample Dup**  
**Prep Type: Total Recoverable**  
**Prep Batch: 342689**

Analyte	Spike Added	LCSD Result	LCSD Qualifier	Unit	D	%Rec	%Rec. Limits	RPD	RPD Limit
Arsenic	1.00	0.924		mg/L		92	80 - 120	1	20
Antimony	1.00	0.920		mg/L		92	80 - 120	0	20
Barium	1.00	0.935		mg/L		94	80 - 120	0	20
Beryllium	1.00	0.886		mg/L		89	80 - 120	1	20
Cadmium	1.00	0.915		mg/L		92	80 - 120	1	20
Chromium	1.00	0.924		mg/L		92	80 - 120	0	20
Cobalt	1.00	0.924		mg/L		92	80 - 120	0	20
Copper	1.00	0.930		mg/L		93	80 - 120	0	20
Lead	1.00	0.931		mg/L		93	80 - 120	0	20
Nickel	1.00	0.927		mg/L		93	80 - 120	0	20
Selenium	1.00	0.910		mg/L		91	80 - 120	1	20
Silver	1.00	0.921		mg/L		92	80 - 120	0	20

Eurofins TestAmerica, Seattle

# QC Sample Results

Client: SCS Engineers  
 Project/Site: Coupeville Solid Waste Facility Groundwa

Job ID: 580-98647-1

## Method: 6020B - Metals (ICP/MS) (Continued)

**Lab Sample ID: LCSD 580-342689/24-A**  
**Matrix: Water**  
**Analysis Batch: 342825**

**Client Sample ID: Lab Control Sample Dup**  
**Prep Type: Total Recoverable**  
**Prep Batch: 342689**

Analyte	Spike Added	LCSD Result	LCSD Qualifier	Unit	D	%Rec	%Rec. Limits	RPD	RPD Limit
Thallium	1.00	0.917		mg/L		92	80 - 120	1	20
Vanadium	1.00	0.928		mg/L		93	80 - 120	0	20
Zinc	1.00	0.902		mg/L		90	80 - 120	1	20

**Lab Sample ID: MB 580-342775/24-A**  
**Matrix: Water**  
**Analysis Batch: 342916**

**Client Sample ID: Method Blank**  
**Prep Type: Total Recoverable**  
**Prep Batch: 342775**

Analyte	MB Result	MB Qualifier	RL	MDL	Unit	D	Prepared	Analyzed	Dil Fac
Arsenic	ND		0.0010		mg/L		11/09/20 17:22	11/10/20 15:38	1
Antimony	ND		0.00080		mg/L		11/09/20 17:22	11/10/20 15:38	1
Barium	ND		0.0012		mg/L		11/09/20 17:22	11/10/20 15:38	1
Beryllium	ND		0.00040		mg/L		11/09/20 17:22	11/10/20 15:38	1
Cadmium	ND		0.00080		mg/L		11/09/20 17:22	11/10/20 15:38	1
Chromium	ND		0.00080		mg/L		11/09/20 17:22	11/10/20 15:38	1
Cobalt	ND		0.00040		mg/L		11/09/20 17:22	11/10/20 15:38	1
Copper	ND		0.0020		mg/L		11/09/20 17:22	11/10/20 15:38	1
Lead	ND		0.00080		mg/L		11/09/20 17:22	11/10/20 15:38	1
Nickel	ND		0.0030		mg/L		11/09/20 17:22	11/10/20 15:38	1
Selenium	ND		0.0080		mg/L		11/09/20 17:22	11/10/20 15:38	1
Silver	ND		0.00040		mg/L		11/09/20 17:22	11/10/20 15:38	1
Thallium	ND		0.0010		mg/L		11/09/20 17:22	11/10/20 15:38	1
Vanadium	ND		0.0040		mg/L		11/09/20 17:22	11/10/20 15:38	1
Zinc	ND		0.0070		mg/L		11/09/20 17:22	11/10/20 15:38	1

**Lab Sample ID: LCS 580-342775/25-A**  
**Matrix: Water**  
**Analysis Batch: 342916**

**Client Sample ID: Lab Control Sample**  
**Prep Type: Total Recoverable**  
**Prep Batch: 342775**

Analyte	Spike Added	LCS Result	LCS Qualifier	Unit	D	%Rec	%Rec. Limits
Arsenic	1.00	0.962		mg/L		96	80 - 120
Antimony	1.00	0.950		mg/L		95	80 - 120
Barium	1.00	0.945		mg/L		95	80 - 120
Beryllium	1.00	0.991		mg/L		99	80 - 120
Cadmium	1.00	0.956		mg/L		96	80 - 120
Chromium	1.00	0.968		mg/L		97	80 - 120
Cobalt	1.00	0.979		mg/L		98	80 - 120
Copper	1.00	0.978		mg/L		98	80 - 120
Lead	1.00	0.962		mg/L		96	80 - 120
Nickel	1.00	0.972		mg/L		97	80 - 120
Selenium	1.00	0.955		mg/L		96	80 - 120
Silver	1.00	0.965		mg/L		97	80 - 120
Thallium	1.00	0.974		mg/L		97	80 - 120
Vanadium	1.00	0.969		mg/L		97	80 - 120
Zinc	1.00	0.962		mg/L		96	80 - 120

# QC Sample Results

Client: SCS Engineers  
 Project/Site: Coupeville Solid Waste Facility Groundwa

Job ID: 580-98647-1

## Method: 6020B - Metals (ICP/MS) (Continued)

**Lab Sample ID: LCSD 580-342775/26-A**  
**Matrix: Water**  
**Analysis Batch: 342916**

**Client Sample ID: Lab Control Sample Dup**  
**Prep Type: Total Recoverable**  
**Prep Batch: 342775**

Analyte	Spike Added	LCSD Result	LCSD Qualifier	Unit	D	%Rec	Limits	RPD	RPD Limit	
									%Rec.	RPD
Arsenic	1.00	0.940		mg/L		94	80 - 120	2		20
Antimony	1.00	0.924		mg/L		92	80 - 120	3		20
Barium	1.00	0.909		mg/L		91	80 - 120	4		20
Beryllium	1.00	0.904		mg/L		90	80 - 120	9		20
Cadmium	1.00	0.926		mg/L		93	80 - 120	3		20
Chromium	1.00	0.927		mg/L		93	80 - 120	4		20
Cobalt	1.00	0.925		mg/L		92	80 - 120	6		20
Copper	1.00	0.942		mg/L		94	80 - 120	4		20
Lead	1.00	0.936		mg/L		94	80 - 120	3		20
Nickel	1.00	0.947		mg/L		95	80 - 120	3		20
Selenium	1.00	0.921		mg/L		92	80 - 120	4		20
Silver	1.00	0.934		mg/L		93	80 - 120	3		20
Thallium	1.00	0.944		mg/L		94	80 - 120	3		20
Vanadium	1.00	0.922		mg/L		92	80 - 120	5		20
Zinc	1.00	0.927		mg/L		93	80 - 120	4		20

**Lab Sample ID: 580-98647-11 MS**  
**Matrix: Water**  
**Analysis Batch: 342916**

**Client Sample ID: 1020-21**  
**Prep Type: Total Recoverable**  
**Prep Batch: 342775**

Analyte	Sample Result	Sample Qualifier	Spike Added	MS Result	MS Qualifier	Unit	D	%Rec	Limits	RPD Limit	
										%Rec.	RPD
Arsenic	0.0016		1.00	0.914		mg/L		91	80 - 120		
Antimony	ND		1.00	0.954		mg/L		95	80 - 120		
Barium	0.042		1.00	1.10		mg/L		106	80 - 120		
Beryllium	ND		1.00	0.914		mg/L		91	80 - 120		
Cadmium	ND		1.00	0.904		mg/L		90	80 - 120		
Chromium	ND		1.00	0.913		mg/L		91	80 - 120		
Cobalt	ND		1.00	0.917		mg/L		92	80 - 120		
Copper	ND		1.00	0.908		mg/L		91	80 - 120		
Lead	ND		1.00	0.901		mg/L		90	80 - 120		
Nickel	0.0066		1.00	0.931		mg/L		92	80 - 120		
Selenium	ND		1.00	0.864		mg/L		86	80 - 120		
Silver	ND		1.00	0.905		mg/L		90	80 - 120		
Thallium	ND		1.00	0.920		mg/L		92	80 - 120		
Vanadium	0.0052		1.00	0.914		mg/L		91	80 - 120		
Zinc	ND		1.00	0.920		mg/L		92	80 - 120		

**Lab Sample ID: 580-98647-11 MSD**  
**Matrix: Water**  
**Analysis Batch: 342916**

**Client Sample ID: 1020-21**  
**Prep Type: Total Recoverable**  
**Prep Batch: 342775**

Analyte	Sample Result	Sample Qualifier	Spike Added	MSD Result	MSD Qualifier	Unit	D	%Rec	Limits	RPD Limit	
										%Rec.	RPD
Arsenic	0.0016		1.00	0.935		mg/L		93	80 - 120	2	20
Antimony	ND		1.00	0.998		mg/L		100	80 - 120	4	20
Barium	0.042		1.00	1.14		mg/L		110	80 - 120	4	20
Beryllium	ND		1.00	0.988		mg/L		99	80 - 120	8	20
Cadmium	ND		1.00	0.932		mg/L		93	80 - 120	3	20
Chromium	ND		1.00	0.939		mg/L		94	80 - 120	3	20
Cobalt	ND		1.00	0.934		mg/L		93	80 - 120	2	20

Eurofins TestAmerica, Seattle

# QC Sample Results

Client: SCS Engineers  
 Project/Site: Coupeville Solid Waste Facility Groundwa

Job ID: 580-98647-1

## Method: 6020B - Metals (ICP/MS) (Continued)

**Lab Sample ID: 580-98647-11 MSD**  
**Matrix: Water**  
**Analysis Batch: 342916**

**Client Sample ID: 1020-21**  
**Prep Type: Total Recoverable**  
**Prep Batch: 342775**

Analyte	Sample Result	Sample Qualifier	Spike Added	MSD Result	MSD Qualifier	Unit	D	%Rec	%Rec. Limits	RPD	RPD Limit
Copper	ND		1.00	0.923		mg/L		92	80 - 120	2	20
Lead	ND		1.00	0.927		mg/L		93	80 - 120	3	20
Nickel	0.0066		1.00	0.946		mg/L		94	80 - 120	2	20
Selenium	ND		1.00	0.909		mg/L		91	80 - 120	5	20
Silver	ND		1.00	0.938		mg/L		94	80 - 120	4	20
Thallium	ND		1.00	0.947		mg/L		95	80 - 120	3	20
Vanadium	0.0052		1.00	0.945		mg/L		94	80 - 120	3	20
Zinc	ND		1.00	0.956		mg/L		96	80 - 120	4	20

**Lab Sample ID: 580-98647-11 DU**  
**Matrix: Water**  
**Analysis Batch: 342916**

**Client Sample ID: 1020-21**  
**Prep Type: Total Recoverable**  
**Prep Batch: 342775**

Analyte	Sample Result	Sample Qualifier	DU Result	DU Qualifier	Unit	D	RPD	RPD Limit
Arsenic	0.0016		0.00167		mg/L		3	20
Antimony	ND		ND		mg/L		NC	20
Barium	0.042		0.0428		mg/L		2	20
Beryllium	ND		ND		mg/L		NC	20
Cadmium	ND		ND		mg/L		NC	20
Chromium	ND		ND		mg/L		NC	20
Cobalt	ND		ND		mg/L		NC	20
Copper	ND		ND		mg/L		NC	20
Lead	ND		ND		mg/L		NC	20
Nickel	0.0066		0.00698		mg/L		6	20
Selenium	ND		ND		mg/L		NC	20
Silver	ND		ND		mg/L		NC	20
Thallium	ND		ND		mg/L		NC	20
Vanadium	0.0052		0.00550		mg/L		5	20
Zinc	ND		ND		mg/L		NC	20

## Method: 300.0 - Anions, Ion Chromatography

**Lab Sample ID: MB 580-342260/15**  
**Matrix: Water**  
**Analysis Batch: 342260**

**Client Sample ID: Method Blank**  
**Prep Type: Total/NA**

Analyte	MB Result	MB Qualifier	RL	MDL	Unit	D	Prepared	Analyzed	Dil Fac
Nitrate Nitrite as N	ND		0.40		mg/L			10/30/20 14:29	1

**Lab Sample ID: LCS 580-342260/16**  
**Matrix: Water**  
**Analysis Batch: 342260**

**Client Sample ID: Lab Control Sample**  
**Prep Type: Total/NA**

Analyte	Spike Added	LCS Result	LCS Qualifier	Unit	D	%Rec	%Rec. Limits
Nitrate Nitrite as N	10.0	9.56		mg/L		96	90 - 110

# QC Sample Results

Client: SCS Engineers  
 Project/Site: Coupeville Solid Waste Facility Groundwa

Job ID: 580-98647-1

## Method: 300.0 - Anions, Ion Chromatography (Continued)

**Lab Sample ID: LCSD 580-342260/17**  
**Matrix: Water**  
**Analysis Batch: 342260**

**Client Sample ID: Lab Control Sample Dup**  
**Prep Type: Total/NA**

Analyte	Spike Added	LCSD Result	LCSD Qualifier	Unit	D	%Rec	%Rec. Limits	RPD	RPD Limit
Nitrate Nitrite as N	10.0	9.52		mg/L		95	90 - 110	0	15

**Lab Sample ID: 580-98647-14 MS**  
**Matrix: Water**  
**Analysis Batch: 342260**

**Client Sample ID: 1020-24**  
**Prep Type: Total/NA**

Analyte	Sample Result	Sample Qualifier	Spike Added	MS Result	MS Qualifier	Unit	D	%Rec	%Rec. Limits
Nitrate Nitrite as N	13		10.0	22.1		mg/L		93	90 - 110

**Lab Sample ID: 580-98647-14 MS**  
**Matrix: Water**  
**Analysis Batch: 342260**

**Client Sample ID: 1020-24**  
**Prep Type: Total/NA**

Analyte	Sample Result	Sample Qualifier	Spike Added	MS Result	MS Qualifier	Unit	D	%Rec	%Rec. Limits
Nitrate Nitrite as N	13	H F1	20.0	22.8	F1	mg/L		47	90 - 110

**Lab Sample ID: 580-98647-14 MSD**  
**Matrix: Water**  
**Analysis Batch: 342260**

**Client Sample ID: 1020-24**  
**Prep Type: Total/NA**

Analyte	Sample Result	Sample Qualifier	Spike Added	MSD Result	MSD Qualifier	Unit	D	%Rec	%Rec. Limits	RPD	RPD Limit
Nitrate Nitrite as N	13		10.0	22.1		mg/L		93	90 - 110	0	15

**Lab Sample ID: 580-98647-14 MSD**  
**Matrix: Water**  
**Analysis Batch: 342260**

**Client Sample ID: 1020-24**  
**Prep Type: Total/NA**

Analyte	Sample Result	Sample Qualifier	Spike Added	MSD Result	MSD Qualifier	Unit	D	%Rec	%Rec. Limits	RPD	RPD Limit
Nitrate Nitrite as N	13	H F1	20.0	22.8	F1	mg/L		47	90 - 110	0	15

**Lab Sample ID: MB 580-342261/3**  
**Matrix: Water**  
**Analysis Batch: 342261**

**Client Sample ID: Method Blank**  
**Prep Type: Total/NA**

Analyte	MB Result	MB Qualifier	RL	MDL	Unit	D	Prepared	Analyzed	Dil Fac
Fluoride	ND		0.20		mg/L			10/30/20 14:29	1
Chloride	ND		0.90		mg/L			10/30/20 14:29	1
Sulfate	ND		1.2		mg/L			10/30/20 14:29	1

**Lab Sample ID: LCS 580-342261/4**  
**Matrix: Water**  
**Analysis Batch: 342261**

**Client Sample ID: Lab Control Sample**  
**Prep Type: Total/NA**

Analyte	Spike Added	LCS Result	LCS Qualifier	Unit	D	%Rec	%Rec. Limits
Fluoride	5.00	5.22		mg/L		104	90 - 110
Chloride	50.0	50.2		mg/L		100	90 - 110
Sulfate	50.0	50.1		mg/L		100	90 - 110

# QC Sample Results

Client: SCS Engineers  
 Project/Site: Coupeville Solid Waste Facility Groundwa

Job ID: 580-98647-1

## Method: 300.0 - Anions, Ion Chromatography (Continued)

**Lab Sample ID: LCSD 580-342261/5**  
**Matrix: Water**  
**Analysis Batch: 342261**

**Client Sample ID: Lab Control Sample Dup**  
**Prep Type: Total/NA**

Analyte	Spike Added	LCSD Result	LCSD Qualifier	Unit	D	%Rec	%Rec. Limits	RPD	RPD Limit
Fluoride	5.00	5.28		mg/L		106	90 - 110	1	15
Chloride	50.0	50.1		mg/L		100	90 - 110	0	15
Sulfate	50.0	50.2		mg/L		100	90 - 110	0	15

**Lab Sample ID: MB 580-342262/3**  
**Matrix: Water**  
**Analysis Batch: 342262**

**Client Sample ID: Method Blank**  
**Prep Type: Total/NA**

Analyte	MB Result	MB Qualifier	RL	MDL	Unit	D	Prepared	Analyzed	Dil Fac
Nitrate Nitrite as N	ND		0.40		mg/L			10/30/20 14:29	1

**Lab Sample ID: LCS 580-342262/4**  
**Matrix: Water**  
**Analysis Batch: 342262**

**Client Sample ID: Lab Control Sample**  
**Prep Type: Total/NA**

Analyte	Spike Added	LCS Result	LCS Qualifier	Unit	D	%Rec	%Rec. Limits
Nitrate Nitrite as N	10.0	9.56		mg/L		96	90 - 110

**Lab Sample ID: LCSD 580-342262/5**  
**Matrix: Water**  
**Analysis Batch: 342262**

**Client Sample ID: Lab Control Sample Dup**  
**Prep Type: Total/NA**

Analyte	Spike Added	LCSD Result	LCSD Qualifier	Unit	D	%Rec	%Rec. Limits	RPD	RPD Limit
Nitrate Nitrite as N	10.0	9.52		mg/L		95	90 - 110	0	15

**Lab Sample ID: 580-98647-27 MS**  
**Matrix: Water**  
**Analysis Batch: 342262**

**Client Sample ID: 1020-10**  
**Prep Type: Total/NA**

Analyte	Sample Result	Sample Qualifier	Spike Added	MS Result	MS Qualifier	Unit	D	%Rec	%Rec. Limits
Nitrate Nitrite as N	ND		10.0	11.0		mg/L		109	90 - 110

**Lab Sample ID: 580-98647-27 MSD**  
**Matrix: Water**  
**Analysis Batch: 342262**

**Client Sample ID: 1020-10**  
**Prep Type: Total/NA**

Analyte	Sample Result	Sample Qualifier	Spike Added	MSD Result	MSD Qualifier	Unit	D	%Rec	%Rec. Limits	RPD	RPD Limit
Nitrate Nitrite as N	ND		10.0	10.9		mg/L		109	90 - 110	0	15

**Lab Sample ID: MB 580-342263/2**  
**Matrix: Water**  
**Analysis Batch: 342263**

**Client Sample ID: Method Blank**  
**Prep Type: Total/NA**

Analyte	MB Result	MB Qualifier	RL	MDL	Unit	D	Prepared	Analyzed	Dil Fac
Fluoride	ND		0.20		mg/L			10/30/20 14:29	1
Chloride	ND		0.90		mg/L			10/30/20 14:29	1
Sulfate	ND		1.2		mg/L			10/30/20 14:29	1

# QC Sample Results

Client: SCS Engineers  
 Project/Site: Coupeville Solid Waste Facility Groundwa

Job ID: 580-98647-1

## Method: 300.0 - Anions, Ion Chromatography (Continued)

Lab Sample ID: LCS 580-342263/3  
 Matrix: Water  
 Analysis Batch: 342263

Client Sample ID: Lab Control Sample  
 Prep Type: Total/NA

Analyte	Spike Added	LCS Result	LCS Qualifier	Unit	D	%Rec	%Rec. Limits
Fluoride	5.00	5.22		mg/L		104	90 - 110
Chloride	50.0	50.2		mg/L		100	90 - 110
Sulfate	50.0	50.1		mg/L		100	90 - 110

Lab Sample ID: LCSD 580-342263/4  
 Matrix: Water  
 Analysis Batch: 342263

Client Sample ID: Lab Control Sample Dup  
 Prep Type: Total/NA

Analyte	Spike Added	LCSD Result	LCSD Qualifier	Unit	D	%Rec	%Rec. Limits	RPD	RPD Limit
Fluoride	5.00	5.28		mg/L		106	90 - 110	1	15
Chloride	50.0	50.1		mg/L		100	90 - 110	0	15
Sulfate	50.0	50.2		mg/L		100	90 - 110	0	15

Lab Sample ID: 580-98647-27 MS  
 Matrix: Water  
 Analysis Batch: 342263

Client Sample ID: 1020-10  
 Prep Type: Total/NA

Analyte	Sample Result	Sample Qualifier	Spike Added	MS Result	MS Qualifier	Unit	D	%Rec	%Rec. Limits
Fluoride	0.28		5.00	5.63		mg/L		107	90 - 110
Chloride	36		50.0	91.2		mg/L		110	90 - 110
Sulfate	38	F1	50.0	94.7	F1	mg/L		114	90 - 110

Lab Sample ID: 580-98647-27 MSD  
 Matrix: Water  
 Analysis Batch: 342263

Client Sample ID: 1020-10  
 Prep Type: Total/NA

Analyte	Sample Result	Sample Qualifier	Spike Added	MSD Result	MSD Qualifier	Unit	D	%Rec	%Rec. Limits	RPD	RPD Limit
Fluoride	0.28		5.00	5.55		mg/L		105	90 - 110	1	15
Chloride	36		50.0	91.3		mg/L		110	90 - 110	0	15
Sulfate	38	F1	50.0	94.6	F1	mg/L		113	90 - 110	0	15

## Method: 350.1 - Nitrogen, Ammonia

Lab Sample ID: MB 580-342513/1-A  
 Matrix: Water  
 Analysis Batch: 342637

Client Sample ID: Method Blank  
 Prep Type: Total/NA  
 Prep Batch: 342513

Analyte	MB Result	MB Qualifier	RL	MDL	Unit	D	Prepared	Analyzed	Dil Fac
Ammonia	ND		0.50		mg/L		11/05/20 12:05	11/06/20 13:34	1

Lab Sample ID: LCS 580-342513/2-A  
 Matrix: Water  
 Analysis Batch: 342637

Client Sample ID: Lab Control Sample  
 Prep Type: Total/NA  
 Prep Batch: 342513

Analyte	Spike Added	LCS Result	LCS Qualifier	Unit	D	%Rec	%Rec. Limits
Ammonia	2.00	1.82		mg/L		91	90 - 110

# QC Sample Results

Client: SCS Engineers  
 Project/Site: Coupeville Solid Waste Facility Groundwa

Job ID: 580-98647-1

## Method: 350.1 - Nitrogen, Ammonia (Continued)

**Lab Sample ID: MB 580-342836/1-A**  
**Matrix: Water**  
**Analysis Batch: 342972**

**Client Sample ID: Method Blank**  
**Prep Type: Total/NA**  
**Prep Batch: 342836**

Analyte	MB Result	MB Qualifier	RL	MDL	Unit	D	Prepared	Analyzed	Dil Fac
Ammonia	ND		0.50		mg/L		11/10/20 12:22	11/11/20 14:37	1

**Lab Sample ID: LCS 580-342836/2-A**  
**Matrix: Water**  
**Analysis Batch: 342972**

**Client Sample ID: Lab Control Sample**  
**Prep Type: Total/NA**  
**Prep Batch: 342836**

Analyte	Spike Added	LCS Result	LCS Qualifier	Unit	D	%Rec	%Rec. Limits
Ammonia	2.00	2.01		mg/L		101	90 - 110

**Lab Sample ID: 580-98647-8 MS**  
**Matrix: Water**  
**Analysis Batch: 342972**

**Client Sample ID: 1020-20**  
**Prep Type: Total/NA**  
**Prep Batch: 342836**

Analyte	Sample Result	Sample Qualifier	Spike Added	MS Result	MS Qualifier	Unit	D	%Rec	%Rec. Limits
Ammonia	ND		2.00	2.20		mg/L		110	90 - 110

**Lab Sample ID: 580-98647-8 MSD**  
**Matrix: Water**  
**Analysis Batch: 342972**

**Client Sample ID: 1020-20**  
**Prep Type: Total/NA**  
**Prep Batch: 342836**

Analyte	Sample Result	Sample Qualifier	Spike Added	MSD Result	MSD Qualifier	Unit	D	%Rec	%Rec. Limits	RPD	RPD Limit
Ammonia	ND		2.00	2.07		mg/L		103	90 - 110	6	20

**Lab Sample ID: 580-98647-8 DU**  
**Matrix: Water**  
**Analysis Batch: 342972**

**Client Sample ID: 1020-20**  
**Prep Type: Total/NA**  
**Prep Batch: 342836**

Analyte	Sample Result	Sample Qualifier	DU Result	DU Qualifier	Unit	D	RPD	RPD Limit
Ammonia	ND		ND		mg/L		NC	20

## Method: SM 2320B - Alkalinity

**Lab Sample ID: LCS 580-342208/2**  
**Matrix: Water**  
**Analysis Batch: 342208**

**Client Sample ID: Lab Control Sample**  
**Prep Type: Total/NA**

Analyte	Spike Added	LCS Result	LCS Qualifier	Unit	D	%Rec	%Rec. Limits
Alkalinity	100	87.4		mg/L		87	85 - 115

**Lab Sample ID: 580-98647-16 DU**  
**Matrix: Water**  
**Analysis Batch: 342208**

**Client Sample ID: 1020-04**  
**Prep Type: Total/NA**

Analyte	Sample Result	Sample Qualifier	DU Result	DU Qualifier	Unit	D	RPD	RPD Limit
Alkalinity	280		279		mg/L		0.08	17
Bicarbonate Alkalinity as CaCO3	280		215	F3	mg/L		26	20
Carbonate Alkalinity as CaCO3	ND		64.4		mg/L		NC	20
Hydroxide Alkalinity as CaCO3	ND		ND		mg/L		NC	20

# QC Sample Results

Client: SCS Engineers  
Project/Site: Coupeville Solid Waste Facility Groundwa

Job ID: 580-98647-1

## Method: SM 2320B - Alkalinity (Continued)

Lab Sample ID: LCS 580-342424/2  
Matrix: Water  
Analysis Batch: 342424

Client Sample ID: Lab Control Sample  
Prep Type: Total/NA

Analyte	Spike Added	LCS Result	LCS Qualifier	Unit	D	%Rec	%Rec. Limits
Alkalinity	100	93.9		mg/L		94	85 - 115

Lab Sample ID: 580-98647-21 DU  
Matrix: Water  
Analysis Batch: 342424

Client Sample ID: 1020-06  
Prep Type: Total/NA

Analyte	Sample Result	Sample Qualifier	DU Result	DU Qualifier	Unit	D	RPD	RPD Limit
Alkalinity	230		228		mg/L		3	17
Bicarbonate Alkalinity as CaCO3	230		228		mg/L		3	20
Carbonate Alkalinity as CaCO3	ND		ND		mg/L		NC	20
Hydroxide Alkalinity as CaCO3	ND		ND		mg/L		NC	20

## Method: SM 2540C - Solids, Total Dissolved (TDS)

Lab Sample ID: MB 580-342220/1  
Matrix: Water  
Analysis Batch: 342220

Client Sample ID: Method Blank  
Prep Type: Total/NA

Analyte	MB Result	MB Qualifier	RL	RL	Unit	D	Prepared	Analyzed	Dil Fac
Total Dissolved Solids	ND		10		mg/L			11/02/20 14:22	1

Lab Sample ID: LCS 580-342220/2  
Matrix: Water  
Analysis Batch: 342220

Client Sample ID: Lab Control Sample  
Prep Type: Total/NA

Analyte	Spike Added	LCS Result	LCS Qualifier	Unit	D	%Rec	%Rec. Limits
Total Dissolved Solids	1000	1020		mg/L		102	80 - 120

Lab Sample ID: MB 580-342224/1  
Matrix: Water  
Analysis Batch: 342224

Client Sample ID: Method Blank  
Prep Type: Total/NA

Analyte	MB Result	MB Qualifier	RL	RL	Unit	D	Prepared	Analyzed	Dil Fac
Total Dissolved Solids	ND		10		mg/L			11/02/20 14:42	1

Lab Sample ID: LCS 580-342224/2  
Matrix: Water  
Analysis Batch: 342224

Client Sample ID: Lab Control Sample  
Prep Type: Total/NA

Analyte	Spike Added	LCS Result	LCS Qualifier	Unit	D	%Rec	%Rec. Limits
Total Dissolved Solids	1000	998		mg/L		100	80 - 120

## Method: SM 5220D - COD

Lab Sample ID: MB 580-342390/3-A  
Matrix: Water  
Analysis Batch: 342440

Client Sample ID: Method Blank  
Prep Type: Total/NA  
Prep Batch: 342390

Analyte	MB Result	MB Qualifier	RL	RL	Unit	D	Prepared	Analyzed	Dil Fac
Chemical Oxygen Demand	ND		10		mg/L		11/04/20 12:23	11/04/20 17:32	1

Eurofins TestAmerica, Seattle

# QC Sample Results

Client: SCS Engineers  
 Project/Site: Coupeville Solid Waste Facility Groundwa

Job ID: 580-98647-1

## Method: SM 5220D - COD (Continued)

**Lab Sample ID: LCS 580-342390/4-A**  
**Matrix: Water**  
**Analysis Batch: 342440**

**Client Sample ID: Lab Control Sample**  
**Prep Type: Total/NA**  
**Prep Batch: 342390**  
**%Rec.**

Analyte	Spike Added	LCS Result	LCS Qualifier	Unit	D	%Rec	Limits
Chemical Oxygen Demand	75.0	71.2		mg/L		95	80 - 120

**Lab Sample ID: LCSD 580-342390/5-A**  
**Matrix: Water**  
**Analysis Batch: 342440**

**Client Sample ID: Lab Control Sample Dup**  
**Prep Type: Total/NA**  
**Prep Batch: 342390**  
**%Rec.**

Analyte	Spike Added	LCSD Result	LCSD Qualifier	Unit	D	%Rec	Limits	RPD	Limit
Chemical Oxygen Demand	75.0	71.2		mg/L		95	80 - 120	0	20

**Lab Sample ID: 580-98647-1 MS**  
**Matrix: Water**  
**Analysis Batch: 342440**

**Client Sample ID: 1020-07**  
**Prep Type: Total/NA**  
**Prep Batch: 342390**  
**%Rec.**

Analyte	Sample Result	Sample Qualifier	Spike Added	MS Result	MS Qualifier	Unit	D	%Rec	Limits
Chemical Oxygen Demand	ND		25.0	26.0		mg/L		104	75 - 125

**Lab Sample ID: 580-98647-1 DU**  
**Matrix: Water**  
**Analysis Batch: 342440**

**Client Sample ID: 1020-07**  
**Prep Type: Total/NA**  
**Prep Batch: 342390**  
**%Rec.**

Analyte	Sample Result	Sample Qualifier	Spike Added	DU Result	DU Qualifier	Unit	D	%Rec	Limits	RPD	Limit
Chemical Oxygen Demand	ND			ND		mg/L				NC	20

**Lab Sample ID: MB 580-342621/3-A**  
**Matrix: Water**  
**Analysis Batch: 342664**

**Client Sample ID: Method Blank**  
**Prep Type: Total/NA**  
**Prep Batch: 342621**  
**%Rec.**

Analyte	MB Result	MB Qualifier	RL	RL	Unit	D	Prepared	Analyzed	Dil Fac
Chemical Oxygen Demand	ND		10		mg/L		11/06/20 12:36	11/06/20 17:44	1

**Lab Sample ID: LCS 580-342621/4-A**  
**Matrix: Water**  
**Analysis Batch: 342664**

**Client Sample ID: Lab Control Sample**  
**Prep Type: Total/NA**  
**Prep Batch: 342621**  
**%Rec.**

Analyte	Spike Added	LCS Result	LCS Qualifier	Unit	D	%Rec	Limits
Chemical Oxygen Demand	75.0	68.6		mg/L		91	80 - 120

**Lab Sample ID: LCSD 580-342621/5-A**  
**Matrix: Water**  
**Analysis Batch: 342664**

**Client Sample ID: Lab Control Sample Dup**  
**Prep Type: Total/NA**  
**Prep Batch: 342621**  
**%Rec.**

Analyte	Spike Added	LCSD Result	LCSD Qualifier	Unit	D	%Rec	Limits	RPD	Limit
Chemical Oxygen Demand	75.0	70.2		mg/L		94	80 - 120	2	20

# QC Sample Results

Client: SCS Engineers  
 Project/Site: Coupeville Solid Waste Facility Groundwa

Job ID: 580-98647-1

## Method: SM 5310B - Organic Carbon, Total (TOC)

**Lab Sample ID: MB 580-342607/3**  
**Matrix: Water**  
**Analysis Batch: 342607**

**Client Sample ID: Method Blank**  
**Prep Type: Total/NA**

Analyte	MB Result	MB Qualifier	RL	MDL	Unit	D	Prepared	Analyzed	Dil Fac
Total Organic Carbon	ND		1.5		mg/L			11/05/20 16:25	1

**Lab Sample ID: MB 580-342607/34**  
**Matrix: Water**  
**Analysis Batch: 342607**

**Client Sample ID: Method Blank**  
**Prep Type: Total/NA**

Analyte	MB Result	MB Qualifier	RL	MDL	Unit	D	Prepared	Analyzed	Dil Fac
Total Organic Carbon	ND		1.5		mg/L			11/06/20 00:53	1

**Lab Sample ID: LCS 580-342607/35**  
**Matrix: Water**  
**Analysis Batch: 342607**

**Client Sample ID: Lab Control Sample**  
**Prep Type: Total/NA**

Analyte	Spike Added	LCS Result	LCS Qualifier	Unit	D	%Rec	%Rec. Limits
Total Organic Carbon	10.0	9.70		mg/L		97	85 - 115

**Lab Sample ID: LCS 580-342607/4**  
**Matrix: Water**  
**Analysis Batch: 342607**

**Client Sample ID: Lab Control Sample**  
**Prep Type: Total/NA**

Analyte	Spike Added	LCS Result	LCS Qualifier	Unit	D	%Rec	%Rec. Limits
Total Organic Carbon	10.0	9.67		mg/L		97	85 - 115

**Lab Sample ID: LCSD 580-342607/36**  
**Matrix: Water**  
**Analysis Batch: 342607**

**Client Sample ID: Lab Control Sample Dup**  
**Prep Type: Total/NA**

Analyte	Spike Added	LCSD Result	LCSD Qualifier	Unit	D	%Rec	%Rec. Limits	RPD	RPD Limit
Total Organic Carbon	10.0	9.59		mg/L		96	85 - 115	1	20

**Lab Sample ID: LCSD 580-342607/5**  
**Matrix: Water**  
**Analysis Batch: 342607**

**Client Sample ID: Lab Control Sample Dup**  
**Prep Type: Total/NA**

Analyte	Spike Added	LCSD Result	LCSD Qualifier	Unit	D	%Rec	%Rec. Limits	RPD	RPD Limit
Total Organic Carbon	10.0	9.59		mg/L		96	85 - 115	1	20

**Lab Sample ID: 580-98647-8 MS**  
**Matrix: Water**  
**Analysis Batch: 342607**

**Client Sample ID: 1020-20**  
**Prep Type: Total/NA**

Analyte	Sample Result	Sample Qualifier	Spike Added	MS Result	MS Qualifier	Unit	D	%Rec	%Rec. Limits
Total Organic Carbon	4.0		10.0	12.8		mg/L		88	85 - 115

**Lab Sample ID: 580-98647-8 MSD**  
**Matrix: Water**  
**Analysis Batch: 342607**

**Client Sample ID: 1020-20**  
**Prep Type: Total/NA**

Analyte	Sample Result	Sample Qualifier	Spike Added	MSD Result	MSD Qualifier	Unit	D	%Rec	%Rec. Limits	RPD	RPD Limit
Total Organic Carbon	4.0		10.0	12.5		mg/L		85	85 - 115	2	20

Eurofins TestAmerica, Seattle

# QC Sample Results

Client: SCS Engineers  
 Project/Site: Coupeville Solid Waste Facility Groundwa

Job ID: 580-98647-1

## Method: SM 5310B - Organic Carbon, Total (TOC)

**Lab Sample ID: 580-98647-27 MS**  
**Matrix: Water**  
**Analysis Batch: 342607**

**Client Sample ID: 1020-10**  
**Prep Type: Total/NA**

Analyte	Sample Result	Sample Qualifier	Spike Added	MS Result	MS Qualifier	Unit	D	%Rec	%Rec. Limits
Total Organic Carbon	2.6		10.0	11.6		mg/L		90	85 - 115

**Lab Sample ID: 580-98647-27 MSD**  
**Matrix: Water**  
**Analysis Batch: 342607**

**Client Sample ID: 1020-10**  
**Prep Type: Total/NA**

Analyte	Sample Result	Sample Qualifier	Spike Added	MSD Result	MSD Qualifier	Unit	D	%Rec	%Rec. Limits	RPD	RPD Limit
Total Organic Carbon	2.6		10.0	11.6		mg/L		90	85 - 115	0	20

**Lab Sample ID: 580-98647-8 DU**  
**Matrix: Water**  
**Analysis Batch: 342607**

**Client Sample ID: 1020-20**  
**Prep Type: Total/NA**

Analyte	Sample Result	Sample Qualifier	DU Result	DU Qualifier	Unit	D	RPD	RPD Limit
Total Organic Carbon	4.0		3.94		mg/L		2	20

**Lab Sample ID: 580-98647-27 DU**  
**Matrix: Water**  
**Analysis Batch: 342607**

**Client Sample ID: 1020-10**  
**Prep Type: Total/NA**

Analyte	Sample Result	Sample Qualifier	DU Result	DU Qualifier	Unit	D	RPD	RPD Limit
Total Organic Carbon	2.6		2.42		mg/L		6	20

**Lab Sample ID: MB 580-342852/3**  
**Matrix: Water**  
**Analysis Batch: 342852**

**Client Sample ID: Method Blank**  
**Prep Type: Total/NA**

Analyte	MB Result	MB Qualifier	RL	MDL	Unit	D	Prepared	Analyzed	Dil Fac
Total Organic Carbon	ND		1.5		mg/L			11/09/20 19:04	1

**Lab Sample ID: MB 580-342852/32**  
**Matrix: Water**  
**Analysis Batch: 342852**

**Client Sample ID: Method Blank**  
**Prep Type: Total/NA**

Analyte	MB Result	MB Qualifier	RL	MDL	Unit	D	Prepared	Analyzed	Dil Fac
Total Organic Carbon	ND		1.5		mg/L			11/10/20 02:48	1

**Lab Sample ID: LCS 580-342852/33**  
**Matrix: Water**  
**Analysis Batch: 342852**

**Client Sample ID: Lab Control Sample**  
**Prep Type: Total/NA**

Analyte	Spike Added	LCS Result	LCS Qualifier	Unit	D	%Rec	%Rec. Limits
Total Organic Carbon	10.0	9.53		mg/L		95	85 - 115

**Lab Sample ID: LCS 580-342852/4**  
**Matrix: Water**  
**Analysis Batch: 342852**

**Client Sample ID: Lab Control Sample**  
**Prep Type: Total/NA**

Analyte	Spike Added	LCS Result	LCS Qualifier	Unit	D	%Rec	%Rec. Limits
Total Organic Carbon	10.0	9.39		mg/L		94	85 - 115

Eurofins TestAmerica, Seattle

# QC Sample Results

Client: SCS Engineers  
 Project/Site: Coupeville Solid Waste Facility Groundwa

Job ID: 580-98647-1

## Method: SM 5310B - Organic Carbon, Total (TOC)

**Lab Sample ID: LCSD 580-342852/34**  
**Matrix: Water**  
**Analysis Batch: 342852**

**Client Sample ID: Lab Control Sample Dup**  
**Prep Type: Total/NA**

Analyte	Spike Added	LCSD Result	LCSD Qualifier	Unit	D	%Rec	%Rec. Limits	RPD	RPD Limit
Total Organic Carbon	10.0	9.62		mg/L		96	85 - 115	1	20

**Lab Sample ID: LCSD 580-342852/5**  
**Matrix: Water**  
**Analysis Batch: 342852**

**Client Sample ID: Lab Control Sample Dup**  
**Prep Type: Total/NA**

Analyte	Spike Added	LCSD Result	LCSD Qualifier	Unit	D	%Rec	%Rec. Limits	RPD	RPD Limit
Total Organic Carbon	10.0	9.46		mg/L		95	85 - 115	1	20

**Lab Sample ID: 580-98647-1 MS**  
**Matrix: Water**  
**Analysis Batch: 342852**

**Client Sample ID: 1020-07**  
**Prep Type: Total/NA**

Analyte	Sample Result	Sample Qualifier	Spike Added	MS Result	MS Qualifier	Unit	D	%Rec	%Rec. Limits
Total Organic Carbon	4.9	F1	10.0	13.0	F1	mg/L		81	85 - 115

**Lab Sample ID: 580-98647-1 MSD**  
**Matrix: Water**  
**Analysis Batch: 342852**

**Client Sample ID: 1020-07**  
**Prep Type: Total/NA**

Analyte	Sample Result	Sample Qualifier	Spike Added	MSD Result	MSD Qualifier	Unit	D	%Rec	%Rec. Limits	RPD	RPD Limit
Total Organic Carbon	4.9	F1	10.0	12.6	F1	mg/L		77	85 - 115	3	20

**Lab Sample ID: 580-98647-24 MS**  
**Matrix: Water**  
**Analysis Batch: 342852**

**Client Sample ID: 1020-15**  
**Prep Type: Total/NA**

Analyte	Sample Result	Sample Qualifier	Spike Added	MS Result	MS Qualifier	Unit	D	%Rec	%Rec. Limits
Total Organic Carbon	3.8		10.0	12.7		mg/L		89	85 - 115

**Lab Sample ID: 580-98647-24 MSD**  
**Matrix: Water**  
**Analysis Batch: 342852**

**Client Sample ID: 1020-15**  
**Prep Type: Total/NA**

Analyte	Sample Result	Sample Qualifier	Spike Added	MSD Result	MSD Qualifier	Unit	D	%Rec	%Rec. Limits	RPD	RPD Limit
Total Organic Carbon	3.8		10.0	12.6		mg/L		87	85 - 115	1	20

**Lab Sample ID: 580-98647-1 DU**  
**Matrix: Water**  
**Analysis Batch: 342852**

**Client Sample ID: 1020-07**  
**Prep Type: Total/NA**

Analyte	Sample Result	Sample Qualifier	Spike Added	DU Result	DU Qualifier	Unit	D	RPD	RPD Limit
Total Organic Carbon	4.9	F1		4.62		mg/L		6	20

**Lab Sample ID: 580-98647-24 DU**  
**Matrix: Water**  
**Analysis Batch: 342852**

**Client Sample ID: 1020-15**  
**Prep Type: Total/NA**

Analyte	Sample Result	Sample Qualifier	Spike Added	DU Result	DU Qualifier	Unit	D	RPD	RPD Limit
Total Organic Carbon	3.8			3.76		mg/L		1	20

Eurofins TestAmerica, Seattle

# Lab Chronicle

Client: SCS Engineers  
 Project/Site: Coupeville Solid Waste Facility Groundwa

Job ID: 580-98647-1

**Client Sample ID: 1020-07**  
**Date Collected: 10/29/20 11:45**  
**Date Received: 10/30/20 14:15**

**Lab Sample ID: 580-98647-1**  
**Matrix: Water**

Prep Type	Batch Type	Batch Method	Run	Dilution Factor	Batch Number	Prepared or Analyzed	Analyst	Lab
Total/NA	Analysis	8260C LL		1	342332	11/03/20 16:20	K1G	TAL SEA
Dissolved	Prep	3005A			342255	11/03/20 07:56	ART	TAL SEA
Dissolved	Analysis	6010D		1	342376	11/03/20 17:12	TMH	TAL SEA
Total Recoverable	Prep	3005A			342689	11/07/20 11:06	TMH	TAL SEA
Total Recoverable	Analysis	6020B		1	342825	11/09/20 22:10	FCW	TAL SEA
Total/NA	Analysis	300.0		1	342260	10/30/20 16:48	AAC	TAL SEA
Total/NA	Analysis	300.0		1	342261	10/30/20 16:48	AAC	TAL SEA
Total/NA	Prep	Distill/Ammonia			342513	11/05/20 12:05	MLT	TAL SEA
Total/NA	Analysis	350.1		1	342637	11/06/20 13:34	MLT	TAL SEA
Total/NA	Analysis	SM 2320B		1	342208	11/02/20 13:14	AAC	TAL SEA
Total/NA	Analysis	SM 2540C		1	342220	11/02/20 14:22	HCC	TAL SEA
Total/NA	Prep	SM 5220			342390	11/04/20 12:23	MLT	TAL SEA
Total/NA	Analysis	SM 5220D		1	342440	11/04/20 17:32	MLT	TAL SEA
Total/NA	Analysis	SM 5310B		1	342852	11/09/20 19:52	R1K	TAL SEA

**Client Sample ID: 1020-08**  
**Date Collected: 10/29/20 11:58**  
**Date Received: 10/30/20 14:15**

**Lab Sample ID: 580-98647-2**  
**Matrix: Water**

Prep Type	Batch Type	Batch Method	Run	Dilution Factor	Batch Number	Prepared or Analyzed	Analyst	Lab
Total/NA	Analysis	8260C LL		1	342332	11/03/20 16:45	K1G	TAL SEA
Dissolved	Prep	3005A			342255	11/03/20 07:56	ART	TAL SEA
Dissolved	Analysis	6010D		1	342376	11/03/20 17:38	TMH	TAL SEA
Total Recoverable	Prep	3005A			342689	11/07/20 11:06	TMH	TAL SEA
Total Recoverable	Analysis	6020B		1	342825	11/09/20 22:14	FCW	TAL SEA
Total/NA	Analysis	300.0		1	342260	10/30/20 17:00	AAC	TAL SEA
Total/NA	Analysis	300.0		1	342261	10/30/20 17:00	AAC	TAL SEA
Total/NA	Prep	Distill/Ammonia			342513	11/05/20 12:05	MLT	TAL SEA
Total/NA	Analysis	350.1		1	342637	11/06/20 13:34	MLT	TAL SEA
Total/NA	Analysis	SM 2320B		1	342208	11/02/20 13:14	AAC	TAL SEA
Total/NA	Analysis	SM 2540C		1	342220	11/02/20 14:22	HCC	TAL SEA
Total/NA	Prep	SM 5220			342390	11/04/20 12:23	MLT	TAL SEA
Total/NA	Analysis	SM 5220D		1	342440	11/04/20 17:32	MLT	TAL SEA
Total/NA	Analysis	SM 5310B		1	342852	11/09/20 20:56	R1K	TAL SEA

**Client Sample ID: 1020-13**  
**Date Collected: 10/29/20 10:20**  
**Date Received: 10/30/20 14:15**

**Lab Sample ID: 580-98647-3**  
**Matrix: Water**

Prep Type	Batch Type	Batch Method	Run	Dilution Factor	Batch Number	Prepared or Analyzed	Analyst	Lab
Total/NA	Analysis	8260C LL		1	342332	11/03/20 17:09	K1G	TAL SEA
Dissolved	Prep	3005A			342255	11/03/20 07:56	ART	TAL SEA
Dissolved	Analysis	6010D		1	342376	11/03/20 17:41	TMH	TAL SEA

# Lab Chronicle

Client: SCS Engineers  
 Project/Site: Coupeville Solid Waste Facility Groundwa

Job ID: 580-98647-1

**Client Sample ID: 1020-13**

**Lab Sample ID: 580-98647-3**

**Date Collected: 10/29/20 10:20**

**Matrix: Water**

**Date Received: 10/30/20 14:15**

Prep Type	Batch Type	Batch Method	Run	Dilution Factor	Batch Number	Prepared or Analyzed	Analyst	Lab
Total Recoverable	Prep	3005A			342689	11/07/20 11:06	TMH	TAL SEA
Total Recoverable	Analysis	6020B		1	342825	11/09/20 22:18	FCW	TAL SEA
Total/NA	Analysis	300.0		1	342260	10/30/20 17:12	AAC	TAL SEA
Total/NA	Analysis	300.0		1	342261	10/30/20 17:12	AAC	TAL SEA
Total/NA	Prep	Distill/Ammonia			342513	11/05/20 12:05	MLT	TAL SEA
Total/NA	Analysis	350.1		1	342637	11/06/20 13:34	MLT	TAL SEA
Total/NA	Analysis	SM 2320B		1	342208	11/02/20 13:14	AAC	TAL SEA
Total/NA	Analysis	SM 2540C		1	342220	11/02/20 14:22	HCC	TAL SEA
Total/NA	Prep	SM 5220			342390	11/04/20 12:23	MLT	TAL SEA
Total/NA	Analysis	SM 5220D		1	342440	11/04/20 17:32	MLT	TAL SEA
Total/NA	Analysis	SM 5310B		1	342852	11/09/20 21:11	R1K	TAL SEA

**Client Sample ID: 1020-12**

**Lab Sample ID: 580-98647-4**

**Date Collected: 10/29/20 10:30**

**Matrix: Water**

**Date Received: 10/30/20 14:15**

Prep Type	Batch Type	Batch Method	Run	Dilution Factor	Batch Number	Prepared or Analyzed	Analyst	Lab
Total/NA	Analysis	8260C LL		1	342332	11/03/20 17:34	K1G	TAL SEA
Dissolved	Prep	3005A			342255	11/03/20 07:56	ART	TAL SEA
Dissolved	Analysis	6010D		1	342376	11/03/20 17:45	TMH	TAL SEA
Total Recoverable	Prep	3005A			342689	11/07/20 11:06	TMH	TAL SEA
Total Recoverable	Analysis	6020B		1	342825	11/09/20 22:38	FCW	TAL SEA
Total/NA	Analysis	300.0		1	342260	10/30/20 17:23	AAC	TAL SEA
Total/NA	Analysis	300.0		1	342261	10/30/20 17:23	AAC	TAL SEA
Total/NA	Prep	Distill/Ammonia			342513	11/05/20 12:05	MLT	TAL SEA
Total/NA	Analysis	350.1		1	342637	11/06/20 13:34	MLT	TAL SEA
Total/NA	Analysis	SM 2320B		1	342208	11/02/20 13:14	AAC	TAL SEA
Total/NA	Analysis	SM 2540C		1	342220	11/02/20 14:22	HCC	TAL SEA
Total/NA	Prep	SM 5220			342390	11/04/20 12:23	MLT	TAL SEA
Total/NA	Analysis	SM 5220D		1	342440	11/04/20 17:32	MLT	TAL SEA
Total/NA	Analysis	SM 5310B		1	342852	11/09/20 21:27	R1K	TAL SEA

**Client Sample ID: 1020-19**

**Lab Sample ID: 580-98647-5**

**Date Collected: 10/29/20 12:55**

**Matrix: Water**

**Date Received: 10/30/20 14:15**

Prep Type	Batch Type	Batch Method	Run	Dilution Factor	Batch Number	Prepared or Analyzed	Analyst	Lab
Total/NA	Analysis	8260C LL		1	342332	11/03/20 17:59	K1G	TAL SEA
Dissolved	Prep	3005A			342255	11/03/20 07:56	ART	TAL SEA
Dissolved	Analysis	6010D		1	342376	11/03/20 17:48	TMH	TAL SEA
Total Recoverable	Prep	3005A			342689	11/07/20 11:06	TMH	TAL SEA
Total Recoverable	Analysis	6020B		1	342825	11/09/20 22:42	FCW	TAL SEA
Total/NA	Analysis	300.0		1	342260	10/30/20 17:35	AAC	TAL SEA

Eurofins TestAmerica, Seattle

# Lab Chronicle

Client: SCS Engineers  
Project/Site: Coupeville Solid Waste Facility Groundwa

Job ID: 580-98647-1

## Client Sample ID: 1020-19

Date Collected: 10/29/20 12:55

Date Received: 10/30/20 14:15

## Lab Sample ID: 580-98647-5

Matrix: Water

Prep Type	Batch Type	Batch Method	Run	Dilution Factor	Batch Number	Prepared or Analyzed	Analyst	Lab
Total/NA	Analysis	300.0		1	342261	10/30/20 17:35	AAC	TAL SEA
Total/NA	Prep	Distill/Ammonia			342513	11/05/20 12:05	MLT	TAL SEA
Total/NA	Analysis	350.1		1	342637	11/06/20 13:34	MLT	TAL SEA
Total/NA	Analysis	SM 2320B		1	342208	11/02/20 13:14	AAC	TAL SEA
Total/NA	Analysis	SM 2540C		1	342220	11/02/20 14:22	HCC	TAL SEA
Total/NA	Prep	SM 5220			342390	11/04/20 12:23	MLT	TAL SEA
Total/NA	Analysis	SM 5220D		1	342440	11/04/20 17:32	MLT	TAL SEA
Total/NA	Analysis	SM 5310B		1	342852	11/09/20 22:15	R1K	TAL SEA

## Client Sample ID: 1020-29

Date Collected: 10/29/20 13:10

Date Received: 10/30/20 14:15

## Lab Sample ID: 580-98647-6

Matrix: Water

Prep Type	Batch Type	Batch Method	Run	Dilution Factor	Batch Number	Prepared or Analyzed	Analyst	Lab
Total/NA	Analysis	8260C LL		1	342332	11/03/20 18:24	K1G	TAL SEA
Dissolved	Prep	3005A			342255	11/03/20 07:56	ART	TAL SEA
Dissolved	Analysis	6010D		1	342376	11/03/20 17:51	TMH	TAL SEA
Total Recoverable	Prep	3005A			342689	11/07/20 11:06	TMH	TAL SEA
Total Recoverable	Analysis	6020B		1	342825	11/09/20 22:46	FCW	TAL SEA
Total/NA	Analysis	300.0		1	342260	10/30/20 17:47	AAC	TAL SEA
Total/NA	Analysis	300.0		1	342261	10/30/20 17:47	AAC	TAL SEA
Total/NA	Prep	Distill/Ammonia			342513	11/05/20 12:05	MLT	TAL SEA
Total/NA	Analysis	350.1		1	342637	11/06/20 13:34	MLT	TAL SEA
Total/NA	Analysis	SM 2320B		1	342208	11/02/20 13:14	AAC	TAL SEA
Total/NA	Analysis	SM 2540C		1	342220	11/02/20 14:22	HCC	TAL SEA
Total/NA	Prep	SM 5220			342390	11/04/20 12:23	MLT	TAL SEA
Total/NA	Analysis	SM 5220D		1	342440	11/04/20 17:32	MLT	TAL SEA
Total/NA	Analysis	SM 5310B		1	342852	11/09/20 22:31	R1K	TAL SEA

## Client Sample ID: 1020-18

Date Collected: 10/29/20 14:35

Date Received: 10/30/20 14:15

## Lab Sample ID: 580-98647-7

Matrix: Water

Prep Type	Batch Type	Batch Method	Run	Dilution Factor	Batch Number	Prepared or Analyzed	Analyst	Lab
Total/NA	Analysis	8260C LL		1	342332	11/03/20 18:49	K1G	TAL SEA
Dissolved	Prep	3005A			342255	11/03/20 07:56	ART	TAL SEA
Dissolved	Analysis	6010D		1	342376	11/03/20 17:55	TMH	TAL SEA
Total Recoverable	Prep	3005A			342689	11/07/20 11:06	TMH	TAL SEA
Total Recoverable	Analysis	6020B		1	342825	11/09/20 22:50	FCW	TAL SEA
Total/NA	Analysis	300.0		1	342260	10/30/20 17:59	AAC	TAL SEA
Total/NA	Analysis	300.0		1	342261	10/30/20 17:59	AAC	TAL SEA
Total/NA	Prep	Distill/Ammonia			342513	11/05/20 12:05	MLT	TAL SEA
Total/NA	Analysis	350.1		1	342637	11/06/20 13:34	MLT	TAL SEA

Eurofins TestAmerica, Seattle

# Lab Chronicle

Client: SCS Engineers  
 Project/Site: Coupeville Solid Waste Facility Groundwa

Job ID: 580-98647-1

## Client Sample ID: 1020-18

## Lab Sample ID: 580-98647-7

Date Collected: 10/29/20 14:35

Matrix: Water

Date Received: 10/30/20 14:15

Prep Type	Batch Type	Batch Method	Run	Dilution Factor	Batch Number	Prepared or Analyzed	Analyst	Lab
Total/NA	Analysis	SM 2320B		1	342208	11/02/20 13:14	AAC	TAL SEA
Total/NA	Analysis	SM 2540C		1	342220	11/02/20 14:22	HCC	TAL SEA
Total/NA	Prep	SM 5220			342390	11/04/20 12:23	MLT	TAL SEA
Total/NA	Analysis	SM 5220D		1	342440	11/04/20 17:32	MLT	TAL SEA
Total/NA	Analysis	SM 5310B		1	342852	11/09/20 22:47	R1K	TAL SEA

## Client Sample ID: 1020-20

## Lab Sample ID: 580-98647-8

Date Collected: 10/29/20 13:30

Matrix: Water

Date Received: 10/30/20 14:15

Prep Type	Batch Type	Batch Method	Run	Dilution Factor	Batch Number	Prepared or Analyzed	Analyst	Lab
Total/NA	Analysis	8260C LL		1	342332	11/03/20 19:14	K1G	TAL SEA
Dissolved	Prep	3005A			342255	11/03/20 07:56	ART	TAL SEA
Dissolved	Analysis	6010D		1	342376	11/03/20 17:58	TMH	TAL SEA
Total Recoverable	Prep	3005A			342689	11/07/20 11:06	TMH	TAL SEA
Total Recoverable	Analysis	6020B		1	342825	11/09/20 22:54	FCW	TAL SEA
Total/NA	Analysis	300.0		1	342260	10/30/20 18:10	AAC	TAL SEA
Total/NA	Analysis	300.0		1	342261	10/30/20 18:10	AAC	TAL SEA
Total/NA	Prep	Distill/Ammonia			342836	11/10/20 12:22	MLT	TAL SEA
Total/NA	Analysis	350.1		1	342972	11/11/20 14:37	MLT	TAL SEA
Total/NA	Analysis	SM 2320B		1	342208	11/02/20 13:14	AAC	TAL SEA
Total/NA	Analysis	SM 2540C		1	342220	11/02/20 14:22	HCC	TAL SEA
Total/NA	Prep	SM 5220			342390	11/04/20 12:23	MLT	TAL SEA
Total/NA	Analysis	SM 5220D		1	342440	11/04/20 17:32	MLT	TAL SEA
Total/NA	Analysis	SM 5310B		1	342607	11/06/20 01:40	R1K	TAL SEA

## Client Sample ID: 1020-17

## Lab Sample ID: 580-98647-9

Date Collected: 10/29/20 14:15

Matrix: Water

Date Received: 10/30/20 14:15

Prep Type	Batch Type	Batch Method	Run	Dilution Factor	Batch Number	Prepared or Analyzed	Analyst	Lab
Total/NA	Analysis	8260C LL		1	342332	11/03/20 19:38	K1G	TAL SEA
Dissolved	Prep	3005A			342255	11/03/20 07:56	ART	TAL SEA
Dissolved	Analysis	6010D		1	342376	11/03/20 18:08	TMH	TAL SEA
Total Recoverable	Prep	3005A			342689	11/07/20 11:06	TMH	TAL SEA
Total Recoverable	Analysis	6020B		1	342825	11/09/20 22:58	FCW	TAL SEA
Total/NA	Analysis	300.0		1	342260	10/30/20 18:22	AAC	TAL SEA
Total/NA	Analysis	300.0		1	342261	10/30/20 18:22	AAC	TAL SEA
Total/NA	Prep	Distill/Ammonia			342836	11/10/20 12:22	MLT	TAL SEA
Total/NA	Analysis	350.1		1	342972	11/11/20 14:37	MLT	TAL SEA
Total/NA	Analysis	SM 2320B		1	342208	11/02/20 13:14	AAC	TAL SEA
Total/NA	Analysis	SM 2540C		1	342220	11/02/20 14:22	HCC	TAL SEA

# Lab Chronicle

Client: SCS Engineers  
 Project/Site: Coupeville Solid Waste Facility Groundwa

Job ID: 580-98647-1

**Client Sample ID: 1020-17**  
**Date Collected: 10/29/20 14:15**  
**Date Received: 10/30/20 14:15**

**Lab Sample ID: 580-98647-9**  
**Matrix: Water**

Prep Type	Batch Type	Batch Method	Run	Dilution Factor	Batch Number	Prepared or Analyzed	Analyst	Lab
Total/NA	Prep	SM 5220			342390	11/04/20 12:23	MLT	TAL SEA
Total/NA	Analysis	SM 5220D		1	342440	11/04/20 17:32	MLT	TAL SEA
Total/NA	Analysis	SM 5310B		1	342607	11/06/20 02:45	R1K	TAL SEA

**Client Sample ID: 1020-28**  
**Date Collected: 10/29/20 14:20**  
**Date Received: 10/30/20 14:15**

**Lab Sample ID: 580-98647-10**  
**Matrix: Water**

Prep Type	Batch Type	Batch Method	Run	Dilution Factor	Batch Number	Prepared or Analyzed	Analyst	Lab
Total/NA	Analysis	8260C LL		1	342328	11/03/20 16:02	K1G	TAL SEA
Dissolved	Prep	3005A			342255	11/03/20 07:56	ART	TAL SEA
Dissolved	Analysis	6010D		1	342376	11/03/20 18:12	TMH	TAL SEA
Total Recoverable	Prep	3005A			342689	11/07/20 11:06	TMH	TAL SEA
Total Recoverable	Analysis	6020B		1	342825	11/09/20 23:02	FCW	TAL SEA
Total/NA	Analysis	300.0		1	342260	10/30/20 18:34	AAC	TAL SEA
Total/NA	Analysis	300.0		1	342261	10/30/20 18:34	AAC	TAL SEA
Total/NA	Prep	Distill/Ammonia			342836	11/10/20 12:22	MLT	TAL SEA
Total/NA	Analysis	350.1		1	342972	11/11/20 14:37	MLT	TAL SEA
Total/NA	Analysis	SM 2320B		1	342208	11/02/20 13:14	AAC	TAL SEA
Total/NA	Analysis	SM 2540C		1	342220	11/02/20 14:22	HCC	TAL SEA
Total/NA	Prep	SM 5220			342390	11/04/20 12:23	MLT	TAL SEA
Total/NA	Analysis	SM 5220D		1	342440	11/04/20 17:32	MLT	TAL SEA
Total/NA	Analysis	SM 5310B		1	342607	11/06/20 03:01	R1K	TAL SEA

**Client Sample ID: 1020-21**  
**Date Collected: 10/29/20 15:55**  
**Date Received: 10/30/20 14:15**

**Lab Sample ID: 580-98647-11**  
**Matrix: Water**

Prep Type	Batch Type	Batch Method	Run	Dilution Factor	Batch Number	Prepared or Analyzed	Analyst	Lab
Total/NA	Analysis	8260C LL		1	342328	11/03/20 16:28	K1G	TAL SEA
Dissolved	Prep	3005A			342255	11/03/20 07:56	ART	TAL SEA
Dissolved	Analysis	6010D		1	342376	11/03/20 18:15	TMH	TAL SEA
Total Recoverable	Prep	3005A			342775	11/09/20 17:22	TMH	TAL SEA
Total Recoverable	Analysis	6020B		1	342916	11/10/20 15:46	FCW	TAL SEA
Total/NA	Analysis	300.0		1	342260	10/30/20 19:09	AAC	TAL SEA
Total/NA	Analysis	300.0		1	342261	10/30/20 19:09	AAC	TAL SEA
Total/NA	Prep	Distill/Ammonia			342836	11/10/20 12:22	MLT	TAL SEA
Total/NA	Analysis	350.1		1	342972	11/11/20 14:37	MLT	TAL SEA
Total/NA	Analysis	SM 2320B		1	342208	11/02/20 13:14	AAC	TAL SEA
Total/NA	Analysis	SM 2540C		1	342220	11/02/20 14:22	HCC	TAL SEA
Total/NA	Prep	SM 5220			342390	11/04/20 12:23	MLT	TAL SEA
Total/NA	Analysis	SM 5220D		1	342440	11/04/20 17:32	MLT	TAL SEA
Total/NA	Analysis	SM 5310B		1	342607	11/06/20 03:16	R1K	TAL SEA

# Lab Chronicle

Client: SCS Engineers  
 Project/Site: Coupeville Solid Waste Facility Groundwa

Job ID: 580-98647-1

**Client Sample ID: 1020-22**

**Lab Sample ID: 580-98647-12**

**Date Collected: 10/29/20 16:00**

**Matrix: Water**

**Date Received: 10/30/20 14:15**

Prep Type	Batch Type	Batch Method	Run	Dilution Factor	Batch Number	Prepared or Analyzed	Analyst	Lab
Total/NA	Analysis	8260C LL		1	342328	11/03/20 16:53	K1G	TAL SEA
Dissolved	Prep	3005A			342255	11/03/20 07:56	ART	TAL SEA
Dissolved	Analysis	6010D		1	342376	11/03/20 18:18	TMH	TAL SEA
Total Recoverable	Prep	3005A			342775	11/09/20 17:22	TMH	TAL SEA
Total Recoverable	Analysis	6020B		1	342916	11/10/20 15:42	FCW	TAL SEA
Total/NA	Analysis	300.0		1	342260	10/30/20 19:21	AAC	TAL SEA
Total/NA	Analysis	300.0		1	342261	10/30/20 19:21	AAC	TAL SEA
Total/NA	Prep	Distill/Ammonia			342836	11/10/20 12:22	MLT	TAL SEA
Total/NA	Analysis	350.1		1	342972	11/11/20 14:37	MLT	TAL SEA
Total/NA	Analysis	SM 2320B		1	342208	11/02/20 13:14	AAC	TAL SEA
Total/NA	Analysis	SM 2540C		1	342220	11/02/20 14:22	HCC	TAL SEA
Total/NA	Prep	SM 5220			342390	11/04/20 12:23	MLT	TAL SEA
Total/NA	Analysis	SM 5220D		1	342440	11/04/20 17:32	MLT	TAL SEA
Total/NA	Analysis	SM 5310B		1	342607	11/06/20 04:04	R1K	TAL SEA

**Client Sample ID: 1020-23**

**Lab Sample ID: 580-98647-13**

**Date Collected: 10/29/20 17:25**

**Matrix: Water**

**Date Received: 10/30/20 14:15**

Prep Type	Batch Type	Batch Method	Run	Dilution Factor	Batch Number	Prepared or Analyzed	Analyst	Lab
Total/NA	Analysis	8260C LL		1	342328	11/03/20 17:19	K1G	TAL SEA
Dissolved	Prep	3005A			342255	11/03/20 07:56	ART	TAL SEA
Dissolved	Analysis	6010D		1	342376	11/03/20 18:22	TMH	TAL SEA
Total Recoverable	Prep	3005A			342775	11/09/20 17:22	TMH	TAL SEA
Total Recoverable	Analysis	6020B		1	342916	11/10/20 16:30	FCW	TAL SEA
Total/NA	Analysis	300.0		1	342260	10/30/20 19:32	AAC	TAL SEA
Total/NA	Analysis	300.0		1	342261	10/30/20 19:32	AAC	TAL SEA
Total/NA	Analysis	300.0		2	342261	11/02/20 09:54	AAC	TAL SEA
Total/NA	Prep	Distill/Ammonia			342836	11/10/20 12:22	MLT	TAL SEA
Total/NA	Analysis	350.1		1	342972	11/11/20 14:37	MLT	TAL SEA
Total/NA	Analysis	SM 2320B		1	342208	11/02/20 13:14	AAC	TAL SEA
Total/NA	Analysis	SM 2540C		1	342220	11/02/20 14:22	HCC	TAL SEA
Total/NA	Prep	SM 5220			342390	11/04/20 12:23	MLT	TAL SEA
Total/NA	Analysis	SM 5220D		1	342440	11/04/20 17:32	MLT	TAL SEA
Total/NA	Analysis	SM 5310B		1	342607	11/06/20 04:20	R1K	TAL SEA

**Client Sample ID: 1020-24**

**Lab Sample ID: 580-98647-14**

**Date Collected: 10/29/20 18:10**

**Matrix: Water**

**Date Received: 10/30/20 14:15**

Prep Type	Batch Type	Batch Method	Run	Dilution Factor	Batch Number	Prepared or Analyzed	Analyst	Lab
Total/NA	Analysis	300.0		1	342260	10/30/20 19:44	AAC	TAL SEA
Total/NA	Analysis	300.0		2	342260	11/02/20 09:07	AAC	TAL SEA

Eurofins TestAmerica, Seattle

# Lab Chronicle

Client: SCS Engineers  
 Project/Site: Coupeville Solid Waste Facility Groundwa

Job ID: 580-98647-1

**Client Sample ID: 1020-05**

**Lab Sample ID: 580-98647-15**

**Date Collected: 10/29/20 16:03**

**Matrix: Water**

**Date Received: 10/30/20 14:15**

Prep Type	Batch Type	Batch Method	Run	Dilution Factor	Batch Number	Prepared or Analyzed	Analyst	Lab
Total/NA	Analysis	8260C LL		1	342328	11/03/20 17:45	K1G	TAL SEA
Total/NA	Analysis	8260C LL	DL	10	342521	11/05/20 19:32	T1S	TAL SEA
Dissolved	Prep	3005A			342255	11/03/20 07:56	ART	TAL SEA
Dissolved	Analysis	6010D		1	342376	11/03/20 18:25	TMH	TAL SEA
Total Recoverable	Prep	3005A			342775	11/09/20 17:22	TMH	TAL SEA
Total Recoverable	Analysis	6020B		1	342916	11/10/20 16:34	FCW	TAL SEA
Total/NA	Analysis	300.0		1	342262	10/30/20 20:19	AAC	TAL SEA
Total/NA	Analysis	300.0		1	342263	10/30/20 20:19	AAC	TAL SEA
Total/NA	Analysis	300.0		10	342263	11/02/20 10:05	AAC	TAL SEA
Total/NA	Prep	Distill/Ammonia			342836	11/10/20 12:22	MLT	TAL SEA
Total/NA	Analysis	350.1		1	342972	11/11/20 14:37	MLT	TAL SEA
Total/NA	Analysis	SM 2320B		1	342208	11/02/20 13:14	AAC	TAL SEA
Total/NA	Analysis	SM 2540C		1	342220	11/02/20 14:22	HCC	TAL SEA
Total/NA	Prep	SM 5220			342390	11/04/20 12:23	MLT	TAL SEA
Total/NA	Analysis	SM 5220D		1	342440	11/04/20 17:32	MLT	TAL SEA
Total/NA	Analysis	SM 5310B		1	342607	11/06/20 04:37	R1K	TAL SEA

**Client Sample ID: 1020-04**

**Lab Sample ID: 580-98647-16**

**Date Collected: 10/29/20 15:06**

**Matrix: Water**

**Date Received: 10/30/20 14:15**

Prep Type	Batch Type	Batch Method	Run	Dilution Factor	Batch Number	Prepared or Analyzed	Analyst	Lab
Total/NA	Analysis	8260C LL		1	342328	11/03/20 18:10	K1G	TAL SEA
Dissolved	Prep	3005A			342256	11/03/20 07:59	ART	TAL SEA
Dissolved	Analysis	6010D		1	342376	11/03/20 16:02	TMH	TAL SEA
Total Recoverable	Prep	3005A			342775	11/09/20 17:22	TMH	TAL SEA
Total Recoverable	Analysis	6020B		1	342916	11/10/20 16:38	FCW	TAL SEA
Total/NA	Analysis	300.0		1	342262	10/30/20 20:31	AAC	TAL SEA
Total/NA	Analysis	300.0		1	342263	10/30/20 20:31	AAC	TAL SEA
Total/NA	Prep	Distill/Ammonia			342836	11/10/20 12:22	MLT	TAL SEA
Total/NA	Analysis	350.1		1	342972	11/11/20 14:37	MLT	TAL SEA
Total/NA	Analysis	SM 2320B		1	342208	11/02/20 13:14	AAC	TAL SEA
Total/NA	Analysis	SM 2540C		1	342220	11/02/20 14:22	HCC	TAL SEA
Total/NA	Prep	SM 5220			342390	11/04/20 12:23	MLT	TAL SEA
Total/NA	Analysis	SM 5220D		1	342440	11/04/20 17:32	MLT	TAL SEA
Total/NA	Analysis	SM 5310B		1	342607	11/06/20 04:53	R1K	TAL SEA

**Client Sample ID: 1020-27**

**Lab Sample ID: 580-98647-17**

**Date Collected: 10/29/20 14:10**

**Matrix: Water**

**Date Received: 10/30/20 14:15**

Prep Type	Batch Type	Batch Method	Run	Dilution Factor	Batch Number	Prepared or Analyzed	Analyst	Lab
Total/NA	Analysis	8260C LL		1	342328	11/03/20 18:36	K1G	TAL SEA

# Lab Chronicle

Client: SCS Engineers  
 Project/Site: Coupeville Solid Waste Facility Groundwa

Job ID: 580-98647-1

**Client Sample ID: 1020-27**  
**Date Collected: 10/29/20 14:10**  
**Date Received: 10/30/20 14:15**

**Lab Sample ID: 580-98647-17**  
**Matrix: Water**

Prep Type	Batch Type	Batch Method	Run	Dilution Factor	Batch Number	Prepared or Analyzed	Analyst	Lab
Dissolved	Prep	3005A			342256	11/03/20 07:59	ART	TAL SEA
Dissolved	Analysis	6010D		1	342376	11/03/20 15:36	TMH	TAL SEA
Total Recoverable	Prep	3005A			342775	11/09/20 17:22	TMH	TAL SEA
Total Recoverable	Analysis	6020B		1	342916	11/10/20 16:42	FCW	TAL SEA
Total/NA	Analysis	300.0		1	342262	10/30/20 20:42	AAC	TAL SEA
Total/NA	Analysis	300.0		1	342263	10/30/20 20:42	AAC	TAL SEA
Total/NA	Prep	Distill/Ammonia			342836	11/10/20 12:22	MLT	TAL SEA
Total/NA	Analysis	350.1		1	342972	11/11/20 14:37	MLT	TAL SEA
Total/NA	Analysis	SM 2320B		1	342208	11/02/20 13:14	AAC	TAL SEA
Total/NA	Analysis	SM 2540C		1	342220	11/02/20 14:22	HCC	TAL SEA
Total/NA	Prep	SM 5220			342390	11/04/20 12:23	MLT	TAL SEA
Total/NA	Analysis	SM 5220D		1	342440	11/04/20 17:32	MLT	TAL SEA
Total/NA	Analysis	SM 5310B		1	342607	11/06/20 05:09	R1K	TAL SEA

**Client Sample ID: 1020-26**  
**Date Collected: 10/29/20 12:58**  
**Date Received: 10/30/20 14:15**

**Lab Sample ID: 580-98647-18**  
**Matrix: Water**

Prep Type	Batch Type	Batch Method	Run	Dilution Factor	Batch Number	Prepared or Analyzed	Analyst	Lab
Total/NA	Analysis	8260C LL		1	342328	11/03/20 19:02	K1G	TAL SEA
Dissolved	Prep	3005A			342256	11/03/20 07:59	ART	TAL SEA
Dissolved	Analysis	6010D		1	342376	11/03/20 16:05	TMH	TAL SEA
Total Recoverable	Prep	3005A			342775	11/09/20 17:22	TMH	TAL SEA
Total Recoverable	Analysis	6020B		1	342916	11/10/20 16:45	FCW	TAL SEA
Total/NA	Analysis	300.0		1	342262	10/30/20 20:54	AAC	TAL SEA
Total/NA	Analysis	300.0		1	342263	10/30/20 20:54	AAC	TAL SEA
Total/NA	Prep	Distill/Ammonia			342836	11/10/20 12:22	MLT	TAL SEA
Total/NA	Analysis	350.1		1	342972	11/11/20 14:37	MLT	TAL SEA
Total/NA	Analysis	SM 2320B		1	342208	11/02/20 13:14	AAC	TAL SEA
Total/NA	Analysis	SM 2540C		1	342224	11/02/20 14:42	HCC	TAL SEA
Total/NA	Prep	SM 5220			342390	11/04/20 12:23	MLT	TAL SEA
Total/NA	Analysis	SM 5220D		1	342440	11/04/20 17:32	MLT	TAL SEA
Total/NA	Analysis	SM 5310B		1	342607	11/06/20 05:25	R1K	TAL SEA

**Client Sample ID: 1020-03**  
**Date Collected: 10/29/20 11:55**  
**Date Received: 10/30/20 14:15**

**Lab Sample ID: 580-98647-19**  
**Matrix: Water**

Prep Type	Batch Type	Batch Method	Run	Dilution Factor	Batch Number	Prepared or Analyzed	Analyst	Lab
Total/NA	Analysis	8260C LL		1	342328	11/03/20 19:27	K1G	TAL SEA
Dissolved	Prep	3005A			342256	11/03/20 07:59	ART	TAL SEA
Dissolved	Analysis	6010D		1	342376	11/03/20 16:08	TMH	TAL SEA
Total Recoverable	Prep	3005A			342775	11/09/20 17:22	TMH	TAL SEA
Total Recoverable	Analysis	6020B		1	342916	11/10/20 16:49	FCW	TAL SEA

Eurofins TestAmerica, Seattle

# Lab Chronicle

Client: SCS Engineers  
 Project/Site: Coupeville Solid Waste Facility Groundwa

Job ID: 580-98647-1

**Client Sample ID: 1020-03**

**Lab Sample ID: 580-98647-19**

**Date Collected: 10/29/20 11:55**

**Matrix: Water**

**Date Received: 10/30/20 14:15**

Prep Type	Batch Type	Batch Method	Run	Dilution Factor	Batch Number	Prepared or Analyzed	Analyst	Lab
Total/NA	Analysis	300.0		1	342262	10/30/20 21:29	AAC	TAL SEA
Total/NA	Analysis	300.0		1	342263	10/30/20 21:29	AAC	TAL SEA
Total/NA	Prep	Distill/Ammonia			342836	11/10/20 12:22	MLT	TAL SEA
Total/NA	Analysis	350.1		1	342972	11/11/20 14:37	MLT	TAL SEA
Total/NA	Analysis	SM 2320B		1	342208	11/02/20 13:14	AAC	TAL SEA
Total/NA	Analysis	SM 2540C		1	342224	11/02/20 14:42	HCC	TAL SEA
Total/NA	Prep	SM 5220			342390	11/04/20 12:23	MLT	TAL SEA
Total/NA	Analysis	SM 5220D		1	342440	11/04/20 17:32	MLT	TAL SEA
Total/NA	Analysis	SM 5310B		1	342607	11/06/20 05:41	R1K	TAL SEA

**Client Sample ID: 1020-02**

**Lab Sample ID: 580-98647-20**

**Date Collected: 10/29/20 11:08**

**Matrix: Water**

**Date Received: 10/30/20 14:15**

Prep Type	Batch Type	Batch Method	Run	Dilution Factor	Batch Number	Prepared or Analyzed	Analyst	Lab
Total/NA	Analysis	8260C LL		1	342328	11/03/20 19:53	K1G	TAL SEA
Dissolved	Prep	3005A			342256	11/03/20 07:59	ART	TAL SEA
Dissolved	Analysis	6010D		1	342376	11/03/20 16:12	TMH	TAL SEA
Total Recoverable	Prep	3005A			342775	11/09/20 17:22	TMH	TAL SEA
Total Recoverable	Analysis	6020B		1	342916	11/10/20 16:53	FCW	TAL SEA
Total/NA	Analysis	300.0		1	342262	10/30/20 21:41	AAC	TAL SEA
Total/NA	Analysis	300.0		1	342263	10/30/20 21:41	AAC	TAL SEA
Total/NA	Prep	Distill/Ammonia			342836	11/10/20 12:22	MLT	TAL SEA
Total/NA	Analysis	350.1		1	342972	11/11/20 14:37	MLT	TAL SEA
Total/NA	Analysis	SM 2320B		1	342208	11/02/20 13:14	AAC	TAL SEA
Total/NA	Analysis	SM 2540C		1	342224	11/02/20 14:42	HCC	TAL SEA
Total/NA	Prep	SM 5220			342390	11/04/20 12:23	MLT	TAL SEA
Total/NA	Analysis	SM 5220D		1	342440	11/04/20 17:32	MLT	TAL SEA
Total/NA	Analysis	SM 5310B		1	342607	11/06/20 05:57	R1K	TAL SEA

**Client Sample ID: 1020-06**

**Lab Sample ID: 580-98647-21**

**Date Collected: 10/29/20 10:04**

**Matrix: Water**

**Date Received: 10/30/20 14:15**

Prep Type	Batch Type	Batch Method	Run	Dilution Factor	Batch Number	Prepared or Analyzed	Analyst	Lab
Total/NA	Analysis	8260C LL		1	342328	11/03/20 20:18	K1G	TAL SEA
Dissolved	Prep	3005A			342256	11/03/20 07:59	ART	TAL SEA
Dissolved	Analysis	6010D		1	342376	11/03/20 16:15	TMH	TAL SEA
Total Recoverable	Prep	3005A			342775	11/09/20 17:22	TMH	TAL SEA
Total Recoverable	Analysis	6020B		1	342916	11/10/20 16:57	FCW	TAL SEA
Total/NA	Analysis	300.0		1	342262	10/30/20 21:53	AAC	TAL SEA
Total/NA	Analysis	300.0		1	342263	10/30/20 21:53	AAC	TAL SEA

# Lab Chronicle

Client: SCS Engineers  
 Project/Site: Coupeville Solid Waste Facility Groundwa

Job ID: 580-98647-1

**Client Sample ID: 1020-06**

**Lab Sample ID: 580-98647-21**

**Date Collected: 10/29/20 10:04**

**Matrix: Water**

**Date Received: 10/30/20 14:15**

Prep Type	Batch Type	Batch Method	Run	Dilution Factor	Batch Number	Prepared or Analyzed	Analyst	Lab
Total/NA	Prep	Distill/Ammonia			342836	11/10/20 12:22	MLT	TAL SEA
Total/NA	Analysis	350.1		1	342972	11/11/20 14:37	MLT	TAL SEA
Total/NA	Analysis	SM 2320B		1	342424	11/04/20 16:31	MLT	TAL SEA
Total/NA	Analysis	SM 2540C		1	342220	11/02/20 14:22	HCC	TAL SEA
Total/NA	Prep	SM 5220			342621	11/06/20 12:37	MLT	TAL SEA
Total/NA	Analysis	SM 5220D		1	342664	11/06/20 17:44	MLT	TAL SEA
Total/NA	Analysis	SM 5310B		1	342607	11/06/20 06:13	R1K	TAL SEA

**Client Sample ID: 1020-14**

**Lab Sample ID: 580-98647-22**

**Date Collected: 10/29/20 17:54**

**Matrix: Water**

**Date Received: 10/30/20 14:15**

Prep Type	Batch Type	Batch Method	Run	Dilution Factor	Batch Number	Prepared or Analyzed	Analyst	Lab
Total/NA	Analysis	8260C LL		1	342328	11/03/20 20:44	K1G	TAL SEA
Dissolved	Prep	3005A			342256	11/03/20 07:59	ART	TAL SEA
Dissolved	Analysis	6010D		1	342376	11/03/20 16:18	TMH	TAL SEA
Total Recoverable	Prep	3005A			342775	11/09/20 17:22	TMH	TAL SEA
Total Recoverable	Analysis	6020B		1	342916	11/10/20 17:01	FCW	TAL SEA
Total/NA	Analysis	300.0		1	342262	10/30/20 22:05	AAC	TAL SEA
Total/NA	Analysis	300.0		1	342263	10/30/20 22:05	AAC	TAL SEA
Total/NA	Analysis	300.0		5	342262	11/02/20 09:42	AAC	TAL SEA
Total/NA	Prep	Distill/Ammonia			342836	11/10/20 12:22	MLT	TAL SEA
Total/NA	Analysis	350.1		1	342972	11/11/20 14:37	MLT	TAL SEA
Total/NA	Analysis	SM 2320B		1	342424	11/04/20 16:31	MLT	TAL SEA
Total/NA	Analysis	SM 2540C		1	342220	11/02/20 14:22	HCC	TAL SEA
Total/NA	Prep	SM 5220			342621	11/06/20 12:37	MLT	TAL SEA
Total/NA	Analysis	SM 5220D		1	342664	11/06/20 17:44	MLT	TAL SEA
Total/NA	Analysis	SM 5310B		1	342607	11/06/20 06:28	R1K	TAL SEA

**Client Sample ID: 1020-16**

**Lab Sample ID: 580-98647-23**

**Date Collected: 10/29/20 17:08**

**Matrix: Water**

**Date Received: 10/30/20 14:15**

Prep Type	Batch Type	Batch Method	Run	Dilution Factor	Batch Number	Prepared or Analyzed	Analyst	Lab
Total/NA	Analysis	8260C LL		1	342328	11/03/20 21:10	K1G	TAL SEA
Dissolved	Prep	3005A			342256	11/03/20 07:59	ART	TAL SEA
Dissolved	Analysis	6010D		1	342376	11/03/20 16:21	TMH	TAL SEA
Total Recoverable	Prep	3005A			342775	11/09/20 17:22	TMH	TAL SEA
Total Recoverable	Analysis	6020B		1	342916	11/10/20 17:21	FCW	TAL SEA
Total/NA	Analysis	300.0		1	342262	10/30/20 22:16	AAC	TAL SEA
Total/NA	Analysis	300.0		1	342263	10/30/20 22:16	AAC	TAL SEA
Total/NA	Analysis	300.0		2	342263	11/02/20 16:25	AAC	TAL SEA

# Lab Chronicle

Client: SCS Engineers  
 Project/Site: Coupeville Solid Waste Facility Groundwa

Job ID: 580-98647-1

**Client Sample ID: 1020-16**

**Lab Sample ID: 580-98647-23**

**Date Collected: 10/29/20 17:08**

**Matrix: Water**

**Date Received: 10/30/20 14:15**

Prep Type	Batch Type	Batch Method	Run	Dilution Factor	Batch Number	Prepared or Analyzed	Analyst	Lab
Total/NA	Prep	Distill/Ammonia			342836	11/10/20 12:22	MLT	TAL SEA
Total/NA	Analysis	350.1		1	342972	11/11/20 14:37	MLT	TAL SEA
Total/NA	Analysis	SM 2320B		1	342424	11/04/20 16:31	MLT	TAL SEA
Total/NA	Analysis	SM 2540C		1	342224	11/02/20 14:42	HCC	TAL SEA
Total/NA	Prep	SM 5220			342621	11/06/20 12:37	MLT	TAL SEA
Total/NA	Analysis	SM 5220D		1	342664	11/06/20 17:44	MLT	TAL SEA
Total/NA	Analysis	SM 5310B		1	342852	11/09/20 23:02	R1K	TAL SEA

**Client Sample ID: 1020-15**

**Lab Sample ID: 580-98647-24**

**Date Collected: 10/30/20 09:50**

**Matrix: Water**

**Date Received: 10/30/20 14:15**

Prep Type	Batch Type	Batch Method	Run	Dilution Factor	Batch Number	Prepared or Analyzed	Analyst	Lab
Total/NA	Analysis	8260C LL		1	342521	11/05/20 18:18	T1S	TAL SEA
Dissolved	Prep	3005A			342256	11/03/20 07:59	ART	TAL SEA
Dissolved	Analysis	6010D		1	342376	11/03/20 16:32	TMH	TAL SEA
Total Recoverable	Prep	3005A			342775	11/09/20 17:22	TMH	TAL SEA
Total Recoverable	Analysis	6020B		1	342916	11/10/20 17:25	FCW	TAL SEA
Total/NA	Analysis	300.0		1	342262	10/30/20 22:28	AAC	TAL SEA
Total/NA	Analysis	300.0		1	342263	10/30/20 22:28	AAC	TAL SEA
Total/NA	Prep	Distill/Ammonia			342836	11/10/20 12:22	MLT	TAL SEA
Total/NA	Analysis	350.1		1	342972	11/11/20 14:37	MLT	TAL SEA
Total/NA	Analysis	SM 2320B		1	342424	11/04/20 16:31	MLT	TAL SEA
Total/NA	Analysis	SM 2540C		1	342224	11/02/20 14:42	HCC	TAL SEA
Total/NA	Prep	SM 5220			342621	11/06/20 12:37	MLT	TAL SEA
Total/NA	Analysis	SM 5220D		1	342664	11/06/20 17:44	MLT	TAL SEA
Total/NA	Analysis	SM 5310B		1	342852	11/10/20 03:36	R1K	TAL SEA

**Client Sample ID: 1020-25**

**Lab Sample ID: 580-98647-25**

**Date Collected: 10/30/20 09:15**

**Matrix: Water**

**Date Received: 10/30/20 14:15**

Prep Type	Batch Type	Batch Method	Run	Dilution Factor	Batch Number	Prepared or Analyzed	Analyst	Lab
Total/NA	Analysis	8260C LL		1	342521	11/05/20 18:42	T1S	TAL SEA
Dissolved	Prep	3005A			342256	11/03/20 07:59	ART	TAL SEA
Dissolved	Analysis	6010D		1	342376	11/03/20 16:35	TMH	TAL SEA
Total Recoverable	Prep	3005A			342775	11/09/20 17:22	TMH	TAL SEA
Total Recoverable	Analysis	6020B		1	342916	11/10/20 17:29	FCW	TAL SEA
Total/NA	Analysis	300.0		1	342262	10/30/20 22:40	AAC	TAL SEA
Total/NA	Analysis	300.0		1	342263	10/30/20 22:40	AAC	TAL SEA
Total/NA	Prep	Distill/Ammonia			342836	11/10/20 12:22	MLT	TAL SEA
Total/NA	Analysis	350.1		1	342972	11/11/20 14:37	MLT	TAL SEA
Total/NA	Analysis	SM 2320B		1	342424	11/04/20 16:31	MLT	TAL SEA

Eurofins TestAmerica, Seattle

# Lab Chronicle

Client: SCS Engineers  
 Project/Site: Coupeville Solid Waste Facility Groundwa

Job ID: 580-98647-1

**Client Sample ID: 1020-25**

**Lab Sample ID: 580-98647-25**

**Date Collected: 10/30/20 09:15**

**Matrix: Water**

**Date Received: 10/30/20 14:15**

Prep Type	Batch Type	Batch Method	Run	Dilution Factor	Batch Number	Prepared or Analyzed	Analyst	Lab
Total/NA	Analysis	SM 2540C		1	342224	11/02/20 14:42	HCC	TAL SEA
Total/NA	Prep	SM 5220			342621	11/06/20 12:37	MLT	TAL SEA
Total/NA	Analysis	SM 5220D		1	342664	11/06/20 17:44	MLT	TAL SEA
Total/NA	Analysis	SM 5310B		1	342852	11/10/20 04:40	R1K	TAL SEA

**Client Sample ID: 1020-09**

**Lab Sample ID: 580-98647-26**

**Date Collected: 10/30/20 09:18**

**Matrix: Water**

**Date Received: 10/30/20 14:15**

Prep Type	Batch Type	Batch Method	Run	Dilution Factor	Batch Number	Prepared or Analyzed	Analyst	Lab
Total/NA	Analysis	8260C LL		1	342865	11/10/20 14:50	TL1	TAL SEA
Dissolved	Prep	3005A			342256	11/03/20 07:59	ART	TAL SEA
Dissolved	Analysis	6010D		1	342376	11/03/20 16:39	TMH	TAL SEA
Total Recoverable	Prep	3005A			342775	11/09/20 17:22	TMH	TAL SEA
Total Recoverable	Analysis	6020B		1	342916	11/10/20 17:33	FCW	TAL SEA
Total/NA	Analysis	300.0		1	342262	10/30/20 22:51	AAC	TAL SEA
Total/NA	Analysis	300.0		1	342263	10/30/20 22:51	AAC	TAL SEA
Total/NA	Analysis	300.0		2	342263	11/02/20 16:37	AAC	TAL SEA
Total/NA	Prep	Distill/Ammonia			342836	11/10/20 12:22	MLT	TAL SEA
Total/NA	Analysis	350.1		1	342972	11/11/20 14:37	MLT	TAL SEA
Total/NA	Analysis	SM 2320B		1	342424	11/04/20 16:31	MLT	TAL SEA
Total/NA	Analysis	SM 2540C		1	342224	11/02/20 14:42	HCC	TAL SEA
Total/NA	Prep	SM 5220			342621	11/06/20 12:37	MLT	TAL SEA
Total/NA	Analysis	SM 5220D		1	342664	11/06/20 17:44	MLT	TAL SEA
Total/NA	Analysis	SM 5310B		1	342852	11/10/20 04:55	R1K	TAL SEA

**Client Sample ID: 1020-10**

**Lab Sample ID: 580-98647-27**

**Date Collected: 10/30/20 10:11**

**Matrix: Water**

**Date Received: 10/30/20 14:15**

Prep Type	Batch Type	Batch Method	Run	Dilution Factor	Batch Number	Prepared or Analyzed	Analyst	Lab
Total/NA	Analysis	8260C LL		1	342521	11/05/20 19:07	T1S	TAL SEA
Dissolved	Prep	3005A			342256	11/03/20 07:59	ART	TAL SEA
Dissolved	Analysis	6010D		1	342376	11/03/20 16:42	TMH	TAL SEA
Total Recoverable	Prep	3005A			342775	11/09/20 17:22	TMH	TAL SEA
Total Recoverable	Analysis	6020B		1	342916	11/10/20 17:37	FCW	TAL SEA
Total/NA	Analysis	300.0		1	342262	10/30/20 23:03	AAC	TAL SEA
Total/NA	Analysis	300.0		1	342263	10/30/20 23:03	AAC	TAL SEA
Total/NA	Prep	Distill/Ammonia			342836	11/10/20 12:22	MLT	TAL SEA
Total/NA	Analysis	350.1		1	342972	11/11/20 14:37	MLT	TAL SEA
Total/NA	Analysis	SM 2320B		1	342424	11/04/20 16:31	MLT	TAL SEA
Total/NA	Analysis	SM 2540C		1	342224	11/02/20 14:42	HCC	TAL SEA

# Lab Chronicle

Client: SCS Engineers  
Project/Site: Coupeville Solid Waste Facility Groundwa

Job ID: 580-98647-1

**Client Sample ID: 1020-10**

**Lab Sample ID: 580-98647-27**

**Date Collected: 10/30/20 10:11**

**Matrix: Water**

**Date Received: 10/30/20 14:15**

<u>Prep Type</u>	<u>Batch Type</u>	<u>Batch Method</u>	<u>Run</u>	<u>Dilution Factor</u>	<u>Batch Number</u>	<u>Prepared or Analyzed</u>	<u>Analyst</u>	<u>Lab</u>
Total/NA	Prep	SM 5220			342621	11/06/20 12:37	MLT	TAL SEA
Total/NA	Analysis	SM 5220D		1	342664	11/06/20 17:44	MLT	TAL SEA
Total/NA	Analysis	SM 5310B		1	342607	11/05/20 17:12	R1K	TAL SEA

**Laboratory References:**

TAL SEA = Eurofins TestAmerica, Seattle, 5755 8th Street East, Tacoma, WA 98424, TEL (253)922-2310



# Accreditation/Certification Summary

Client: SCS Engineers  
 Project/Site: Coupeville Solid Waste Facility Groundwa

Job ID: 580-98647-1

## Laboratory: Eurofins TestAmerica, Seattle

Unless otherwise noted, all analytes for this laboratory were covered under each accreditation/certification below.

Authority	Program	Identification Number	Expiration Date
Washington	State	C553	02-18-21

The following analytes are included in this report, but the laboratory is not certified by the governing authority. This list may include analytes for which the agency does not offer certification.

Analysis Method	Prep Method	Matrix	Analyte
300.0		Water	Chloride
300.0		Water	Fluoride
300.0		Water	Nitrate Nitrite as N
300.0		Water	Sulfate
8260C LL		Water	1,1,1,2-Tetrachloroethane
8260C LL		Water	1,1,1-Trichloroethane
8260C LL		Water	1,1,2,2-Tetrachloroethane
8260C LL		Water	1,1,2-Trichloroethane
8260C LL		Water	1,1-Dichloroethane
8260C LL		Water	1,1-Dichloroethene
8260C LL		Water	1,2,3-Trichloropropane
8260C LL		Water	1,2-Dibromo-3-Chloropropane
8260C LL		Water	1,2-Dibromoethane
8260C LL		Water	1,2-Dichlorobenzene
8260C LL		Water	1,2-Dichloroethane
8260C LL		Water	1,2-Dichloropropane
8260C LL		Water	1,4-Dichlorobenzene
8260C LL		Water	2-Butanone
8260C LL		Water	2-Hexanone
8260C LL		Water	4-Methyl-2-pentanone
8260C LL		Water	Acetone
8260C LL		Water	Acrylonitrile
8260C LL		Water	Benzene
8260C LL		Water	Bromochloromethane
8260C LL		Water	Bromodichloromethane
8260C LL		Water	Bromoform
8260C LL		Water	Bromomethane
8260C LL		Water	Carbon disulfide
8260C LL		Water	Carbon tetrachloride
8260C LL		Water	Chlorobenzene
8260C LL		Water	Chloroethane
8260C LL		Water	Chloroform
8260C LL		Water	Chloromethane
8260C LL		Water	cis-1,2-Dichloroethene
8260C LL		Water	cis-1,3-Dichloropropene
8260C LL		Water	Dibromochloromethane
8260C LL		Water	Dibromomethane
8260C LL		Water	Ethylbenzene
8260C LL		Water	m,p-Xylene
8260C LL		Water	Methyl iodide
8260C LL		Water	Methylene Chloride
8260C LL		Water	o-Xylene
8260C LL		Water	Styrene
8260C LL		Water	Tetrachloroethene
8260C LL		Water	Toluene

# Accreditation/Certification Summary

Client: SCS Engineers  
Project/Site: Coupeville Solid Waste Facility Groundwa

Job ID: 580-98647-1

## Laboratory: Eurofins TestAmerica, Seattle (Continued)

Unless otherwise noted, all analytes for this laboratory were covered under each accreditation/certification below.

Authority	Program	Identification Number	Expiration Date
Washington	State	C553	02-18-21
8260C LL	Water	trans-1,2-Dichloroethene	
8260C LL	Water	trans-1,3-Dichloropropene	
8260C LL	Water	trans-1,4-Dichloro-2-butene	
8260C LL	Water	Trichloroethene	
8260C LL	Water	Trichlorofluoromethane	
8260C LL	Water	Vinyl acetate	
8260C LL	Water	Vinyl chloride	
SM 2320B	Water	Alkalinity	
SM 2320B	Water	Bicarbonate Alkalinity as CaCO <sub>3</sub>	
SM 2320B	Water	Carbonate Alkalinity as CaCO <sub>3</sub>	
SM 2320B	Water	Hydroxide Alkalinity as CaCO <sub>3</sub>	
SM 2540C	Water	Total Dissolved Solids	
SM 5310B	Water	Total Organic Carbon	

# Sample Summary

Client: SCS Engineers  
Project/Site: Coupeville Solid Waste Facility Groundwa

Job ID: 580-98647-1

Lab Sample ID	Client Sample ID	Matrix	Collected	Received	Asset ID
580-98647-1	1020-07	Water	10/29/20 11:45	10/30/20 14:15	
580-98647-2	1020-08	Water	10/29/20 11:58	10/30/20 14:15	
580-98647-3	1020-13	Water	10/29/20 10:20	10/30/20 14:15	
580-98647-4	1020-12	Water	10/29/20 10:30	10/30/20 14:15	
580-98647-5	1020-19	Water	10/29/20 12:55	10/30/20 14:15	
580-98647-6	1020-29	Water	10/29/20 13:10	10/30/20 14:15	
580-98647-7	1020-18	Water	10/29/20 14:35	10/30/20 14:15	
580-98647-8	1020-20	Water	10/29/20 13:30	10/30/20 14:15	
580-98647-9	1020-17	Water	10/29/20 14:15	10/30/20 14:15	
580-98647-10	1020-28	Water	10/29/20 14:20	10/30/20 14:15	
580-98647-11	1020-21	Water	10/29/20 15:55	10/30/20 14:15	
580-98647-12	1020-22	Water	10/29/20 16:00	10/30/20 14:15	
580-98647-13	1020-23	Water	10/29/20 17:25	10/30/20 14:15	
580-98647-14	1020-24	Water	10/29/20 18:10	10/30/20 14:15	
580-98647-15	1020-05	Water	10/29/20 16:03	10/30/20 14:15	
580-98647-16	1020-04	Water	10/29/20 15:06	10/30/20 14:15	
580-98647-17	1020-27	Water	10/29/20 14:10	10/30/20 14:15	
580-98647-18	1020-26	Water	10/29/20 12:58	10/30/20 14:15	
580-98647-19	1020-03	Water	10/29/20 11:55	10/30/20 14:15	
580-98647-20	1020-02	Water	10/29/20 11:08	10/30/20 14:15	
580-98647-21	1020-06	Water	10/29/20 10:04	10/30/20 14:15	
580-98647-22	1020-14	Water	10/29/20 17:54	10/30/20 14:15	
580-98647-23	1020-16	Water	10/29/20 17:08	10/30/20 14:15	
580-98647-24	1020-15	Water	10/30/20 09:50	10/30/20 14:15	
580-98647-25	1020-25	Water	10/30/20 09:15	10/30/20 14:15	
580-98647-26	1020-09	Water	10/30/20 09:18	10/30/20 14:15	
580-98647-27	1020-10	Water	10/30/20 10:11	10/30/20 14:15	



### Chain of Custody Record

<b>Client Information</b>				Sampler: <u>SG</u>		Lab PM: Lewis, Nathan A		Carrier Tracking No(s):		COC No: 580-40673-13009.2							
Client Contact: Mr. Sam Graber				Phone: <u>425-766-3362</u>		E-Mail: Nathan.Lewis@Eurofinset.com				Page: Page 2 of 3							
Company: SCS Engineers				Due Date Requested: <u>standard</u>		<b>Analysis Requested</b>				Job #: <u>04207033.13</u>							
Address: 2405 140th Avenue NE Suite 107				TAT Requested (days):						Preservation Codes: A - HCL                      M - Hexane B - NaOH                    N - None C - Zn Acetate            O - AsNaO2 D - Nitric Acid            P - Na2O4S E - NaHSO4                Q - Na2SO3 F - MeOH                    R - Na2S2O3 G - Amchlor                S - H2SO4 H - Ascorbic Acid        T - TSP Dodecahydrate I - Ice                         U - Acetone J - DI Water                V - MCAA K - EDTA                    W - pH 4-5 L - EDA                      Z - other (specify)							
City: Bellevue				PO #: Purchase Order not required		5310C - Total Organic Carbon (TOC) 5220D - COD 2320B, 300.0, 28D, 300_48HR 6020A_LL - Total Metals 6010C - Field Filtered Metals (Ca,Fe,Mg,Mn,K,Na) 350.1 - Nitrogen, Ammonia 8260C_LL - Volatiles, custom list, low level 2540C - Solids, Total Dissolved (TDS) 300_48HR - Nitrate/Nitrite		Total Number of containers				Other:					
State, Zip: WA, 98005-1877				WO #:													
Project Name: Coupeville Solid Waste Facility Groundwa				Project #: 58009563													
Site: Washington				SSOW#:													
<b>Sample Identification</b>			<b>Sample Date</b>	<b>Sample Time</b>	<b>Sample Type (C=comp, G=grab)</b>	<b>Matrix (W=water, S=solid, O=waste/soil, BT=Tissue, A=Air)</b>	<b>Field Filtered Sample (Yes or No)</b>		<b>Perform MSMSD (Yes or No)</b>		<b>Special Instructions/Note:</b>						
							<b>Field Filtered Sample (Yes or No)</b>	<b>Perform MSMSD (Yes or No)</b>									
							S	S	N	D	D	S	A	N	N		
1020-22			10/29/20	1600	G	Water	Y	N	X	X	X	X	X	X	X	0	* 48 hr
-13 1020-23				1725		Water	Y	N	X	X	X	X	X	X	X	10	add time for
1020-24				1810		Water	N	N								1	Nitrate
-15 1020-05				1603		Water	Y	N	X	X	X	X	X	X	X	0	Method 300
1020-04				1506		Water											
-17 1020-27				1410		Water											
1020-26				1258		Water											
-19 1020-03				1155		Water											
1020-02				1108		Water											
-21 1020-06				1004		Water											
1020-14				1754		Water											
<b>Possible Hazard Identification</b>						<b>Sample Disposal ( A fee may be assessed if samples are retained longer than 1 month)</b>											
<input type="checkbox"/> Non-Hazard <input type="checkbox"/> Flammable <input type="checkbox"/> Skin Irritant <input type="checkbox"/> Poison B <input checked="" type="checkbox"/> Unknown <input type="checkbox"/> Radiological						<input type="checkbox"/> Return To Client <input checked="" type="checkbox"/> Disposal By Lab <input type="checkbox"/> Archive For _____ Months											
Deliverable Requested: I, II, III, IV, Other (specify)						Special Instructions/QC Requirements:											
Empty Kit Relinquished by:			Date:	Time:	Method of Shipment:												
Relinquished by: <u>[Signature]</u>			Date/Time: 10/30/20 1100	Company: SCS	Received by: <u>[Signature]</u>		Date/Time: 10/30/20 1415	Company: EPA SEA									
Relinquished by:			Date/Time:	Company:	Received by:		Date/Time:	Company:									
Relinquished by:			Date/Time:	Company:	Received by:		Date/Time:	Company:									
Custody Seals Intact: <input type="checkbox"/> Yes <input type="checkbox"/> No		Custody Seal No.:		Cooler Temperature(s) °C and Other Remarks:													



Therm. ID: A2 Cor: 5.6 ° Unc: 5.7 °  
Cooler Dsc: LB  
Packing: Bubble/Bag FedEx: \_\_\_\_\_  
Cust. Seal: Yes \_\_\_ No X UPS: \_\_\_\_\_  
Blue Ice, (Wet) Dry, None Lab Cour: X  
Other: \_\_\_\_\_

Therm. ID: A2 Cor: 5.8 ° Unc: 5.9 °  
Cooler Dsc: LB  
Packing: Bubble/Bag FedEx: \_\_\_\_\_  
Cust. Seal: Yes \_\_\_ No X UPS: \_\_\_\_\_  
Blue Ice, (Wet) Dry, None Lab Cour: X  
Other: \_\_\_\_\_

Therm. ID: A2 Cor: 2.0 ° Unc: 2.1 °  
Cooler Dsc: LB  
Packing: Bubble/Bag FedEx: \_\_\_\_\_  
Cust. Seal: Yes \_\_\_ No X UPS: \_\_\_\_\_  
Blue Ice, (Wet) Dry, None Lab Cour: X  
Other: \_\_\_\_\_

Therm. ID: A2 Cor: 4.4 ° Unc: 4.5 °  
Cooler Dsc: LB  
Packing: Bubble/Bag FedEx: \_\_\_\_\_  
Cust. Seal: Yes \_\_\_ No X UPS: \_\_\_\_\_  
Blue Ice, (Wet) Dry, None Lab Cour: \_\_\_\_\_  
Other: \_\_\_\_\_

Therm. ID: A2 Cor: 6.8 ° Unc: 6.9 °  
Cooler Dsc: LB  
Packing: Bubble/Bag FedEx: \_\_\_\_\_  
Cust. Seal: Yes \_\_\_ No X UPS: \_\_\_\_\_  
Blue Ice, (Wet) Dry, None Lab Cour: X  
Other: \_\_\_\_\_

Therm. ID: IA8 Cor: 3.4 ° Unc: 3.9 °  
Cooler Dsc: LB  
Packing: Bubble/Bag FedEx: \_\_\_\_\_  
Cust. Seal: Yes \_\_\_ No X UPS: \_\_\_\_\_  
Blue Ice, (Wet) Dry, None Lab Cour: X  
Other: \_\_\_\_\_

Therm. ID: IA8 Cor: 3.4 ° Unc: 3.9 °  
Cooler Dsc: LB  
Packing: Bubble/Bag FedEx: \_\_\_\_\_  
Cust. Seal: Yes \_\_\_ No X UPS: \_\_\_\_\_  
Blue Ice, (Wet) Dry, None Lab Cour: X  
Other: \_\_\_\_\_

## Login Sample Receipt Checklist

Client: SCS Engineers

Job Number: 580-98647-1

SDG Number:

**Login Number: 98647**

**List Number: 1**

**Creator: Blankinship, Tom X**

**List Source: Eurofins TestAmerica, Seattle**

Question	Answer	Comment
Radioactivity wasn't checked or is <math>\leq</math> background as measured by a survey meter.	True	
The cooler's custody seal, if present, is intact.	True	
Sample custody seals, if present, are intact.	True	
The cooler or samples do not appear to have been compromised or tampered with.	True	
Samples were received on ice.	True	
Cooler Temperature is acceptable.	True	
Cooler Temperature is recorded.	True	
COC is present.	True	
COC is filled out in ink and legible.	True	
COC is filled out with all pertinent information.	True	
Is the Field Sampler's name present on COC?	True	
There are no discrepancies between the containers received and the COC.	True	
Samples are received within Holding Time (excluding tests with immediate HTs)	True	
Sample containers have legible labels.	True	
Containers are not broken or leaking.	True	
Sample collection date/times are provided.	True	
Appropriate sample containers are used.	True	
Sample bottles are completely filled.	True	
Sample Preservation Verified.	True	
There is sufficient vol. for all requested analyses, incl. any requested MS/MSDs	True	
Containers requiring zero headspace have no headspace or bubble is <math><6\text{mm}</math> (1/4").	True	
Multiphasic samples are not present.	True	
Samples do not require splitting or compositing.	True	
Residual Chlorine Checked.	N/A	



## ANALYTICAL REPORT

Eurofins TestAmerica, Seattle  
5755 8th Street East  
Tacoma, WA 98424  
Tel: (253)922-2310

Laboratory Job ID: 580-98685-1

Client Project/Site: Coupeville Solid Waste Facility Groundwa

**For:**

SCS Engineers  
2405 140th Avenue NE  
Suite 107  
Bellevue, Washington 98005-1877

Attn: Mr. Dan Venchiarutti



*Authorized for release by:  
11/18/2020 3:19:06 PM*

Nathan Lewis, Project Manager I  
(253)922-2310  
[Nathan.Lewis@Eurofinset.com](mailto:Nathan.Lewis@Eurofinset.com)

### LINKS

Review your project  
results through  
**TotalAccess**

Have a Question?



Visit us at:

[www.eurofinsus.com/Env](http://www.eurofinsus.com/Env)

*This report has been electronically signed and authorized by the signatory. Electronic signature is intended to be the legally binding equivalent of a traditionally handwritten signature.*

*Results relate only to the items tested and the sample(s) as received by the laboratory.*



# Table of Contents

Cover Page . . . . .	1
Table of Contents . . . . .	2
Case Narrative . . . . .	3
Definitions . . . . .	4
Client Sample Results . . . . .	5
QC Sample Results . . . . .	11
Chronicle . . . . .	22
Certification Summary . . . . .	23
Sample Summary . . . . .	25
Chain of Custody . . . . .	26
Receipt Checklists . . . . .	27

# Case Narrative

Client: SCS Engineers  
Project/Site: Coupeville Solid Waste Facility Groundwa

Job ID: 580-98685-1

**Job ID: 580-98685-1**

**Laboratory: Eurofins TestAmerica, Seattle**

## Narrative

### Job Narrative 580-98685-1

#### Comments

No additional comments.

#### Receipt

The samples were received on 11/2/2020 11:31 AM; the samples arrived in good condition, and where required, properly preserved and on ice. The temperature of the cooler at receipt was 2.4° C.

#### Receipt Exceptions

The following samples were received outside of holding time for 300\_48 anions so the samples are logged in for method 353.2 instead as project notes instruct: 1020-11 (580-98685-1) and 1020-01 (580-98685-2).

#### GC/MS VOA

Methods 8260C LL, 8260D: The continuing calibration verification (CCV) associated with batch 580-342627 recovered above the upper control limit for 1,1,2,2-Tetrachloroethane, 1,2,3-Trichloropropane, 1,2-Dichlorobenzene, 1,2-Dibromo-3-Chloropropane, Bromoform, Chlorodibromomethane, Ethylene Dibromide, Napthalene and Acrylonitrile. The samples associated with this CCV were non-detects for the affected analytes; therefore, the data have been reported. The associated sample is impacted: (CCVIS 580-342627/3).

Methods 8260C LL, 8260D: The continuing calibration verification (CCV) associated with batch 580-342627 recovered outside acceptance criteria, low biased, for Chloromethane and Vinyl chloride. A reporting limit (RL) standard was analyzed, and the target analyte was detected. Since the associated samples were non-detect for this analyte, the data have been reported.

Methods 8260C LL, 8260D: The CCV for analytical batch 580-342627 recovered outside control limits for the following analyte(s): 2-Butanone (MEK), Chloromethane, Bromoform, Acetone, Vinyl acetate, 2-Butanone, 4-Methyl-2-pentanone and 2-Hexanone. 2-Butanone (MEK), Chloromethane, Bromoform, Acetone, Vinyl acetate, 2-Butanone, 4-Methyl-2-pentanone and 2-Hexanone has been identified as a poor performing analyte when analyzed using this method; therefore, re-extraction/re-analysis was not performed. These results have been reported and qualified.

Methods 8260C LL, 8260D: The laboratory control sample (LCS) and / or laboratory control sample duplicate (LCSD) for analytical batch 580-342627 recovered outside control limits for the following analytes: 1,1,2,2-Tetrachloroethane, 1,2,3-Trichlorobenzene and 1,2,4-Trichlorobenzene. These analytes were biased high in the LCS and were not detected in the associated samples; therefore, the data have been reported.

No additional analytical or quality issues were noted, other than those described above or in the Definitions/Glossary page.

#### Metals

No analytical or quality issues were noted, other than those described in the Definitions/Glossary page.

#### General Chemistry

Method 353.2: The matrix spike / matrix spike duplicate (MS/MSD) recoveries for analytical batch 580-343383 were outside control limits. Sample matrix interference and/or non-homogeneity are suspected because the associated laboratory control sample (LCS) recovery was within acceptance limits.

Method SM 5310B: The matrix spike / matrix spike duplicate (MS/MSD) recoveries for analytical batch 580-343121 were outside control limits. Sample matrix interference and/or non-homogeneity are suspected because the associated laboratory control sample (LCS) recovery was within acceptance limits.

No additional analytical or quality issues were noted, other than those described above or in the Definitions/Glossary page.

#### VOA Prep

No analytical or quality issues were noted, other than those described in the Definitions/Glossary page.

# Definitions/Glossary

Client: SCS Engineers  
Project/Site: Coupeville Solid Waste Facility Groundwa

Job ID: 580-98685-1

## Qualifiers

### GC/MS VOA

Qualifier	Qualifier Description
*	LCS or LCSD is outside acceptance limits.

### General Chemistry

Qualifier	Qualifier Description
F1	MS and/or MSD recovery exceeds control limits.

## Glossary

Abbreviation	These commonly used abbreviations may or may not be present in this report.
α	Listed under the "D" column to designate that the result is reported on a dry weight basis
%R	Percent Recovery
CFL	Contains Free Liquid
CFU	Colony Forming Unit
CNF	Contains No Free Liquid
DER	Duplicate Error Ratio (normalized absolute difference)
Dil Fac	Dilution Factor
DL	Detection Limit (DoD/DOE)
DL, RA, RE, IN	Indicates a Dilution, Re-analysis, Re-extraction, or additional Initial metals/anion analysis of the sample
DLC	Decision Level Concentration (Radiochemistry)
EDL	Estimated Detection Limit (Dioxin)
LOD	Limit of Detection (DoD/DOE)
LOQ	Limit of Quantitation (DoD/DOE)
MCL	EPA recommended "Maximum Contaminant Level"
MDA	Minimum Detectable Activity (Radiochemistry)
MDC	Minimum Detectable Concentration (Radiochemistry)
MDL	Method Detection Limit
ML	Minimum Level (Dioxin)
MPN	Most Probable Number
MQL	Method Quantitation Limit
NC	Not Calculated
ND	Not Detected at the reporting limit (or MDL or EDL if shown)
NEG	Negative / Absent
POS	Positive / Present
PQL	Practical Quantitation Limit
PRES	Presumptive
QC	Quality Control
RER	Relative Error Ratio (Radiochemistry)
RL	Reporting Limit or Requested Limit (Radiochemistry)
RPD	Relative Percent Difference, a measure of the relative difference between two points
TEF	Toxicity Equivalent Factor (Dioxin)
TEQ	Toxicity Equivalent Quotient (Dioxin)
TNTC	Too Numerous To Count

# Client Sample Results

Client: SCS Engineers  
 Project/Site: Coupeville Solid Waste Facility Groundwa

Job ID: 580-98685-1

**Client Sample ID: 1020-11**

**Lab Sample ID: 580-98685-1**

**Date Collected: 10/30/20 11:05**

**Matrix: Water**

**Date Received: 11/02/20 11:31**

**Method: 8260C LL - Volatile Organic Compounds by GC/MS**

Analyte	Result	Qualifier	RL	MDL	Unit	D	Prepared	Analyzed	Dil Fac
1,1,1,2-Tetrachloroethane	ND		0.30		ug/L			11/06/20 16:53	1
1,1,1-Trichloroethane	ND		0.20		ug/L			11/06/20 16:53	1
1,1,2,2-Tetrachloroethane	ND	*	0.20		ug/L			11/06/20 16:53	1
1,1,2-Trichloroethane	ND		0.20		ug/L			11/06/20 16:53	1
1,1-Dichloroethane	ND		0.20		ug/L			11/06/20 16:53	1
1,1-Dichloroethene	ND		0.20		ug/L			11/06/20 16:53	1
1,2,3-Trichloropropane	ND		0.20		ug/L			11/06/20 16:53	1
1,2-Dibromo-3-Chloropropane	ND		2.0		ug/L			11/06/20 16:53	1
1,2-Dibromoethane	ND		0.10		ug/L			11/06/20 16:53	1
1,2-Dichlorobenzene	ND		0.30		ug/L			11/06/20 16:53	1
1,2-Dichloroethane	ND		0.20		ug/L			11/06/20 16:53	1
1,2-Dichloropropane	ND		0.20		ug/L			11/06/20 16:53	1
1,4-Dichlorobenzene	ND		0.30		ug/L			11/06/20 16:53	1
2-Butanone	ND		10		ug/L			11/06/20 16:53	1
2-Hexanone	ND		3.0		ug/L			11/06/20 16:53	1
4-Methyl-2-pentanone	ND		10		ug/L			11/06/20 16:53	1
Acetone	ND		10		ug/L			11/06/20 16:53	1
Acrylonitrile	ND		10		ug/L			11/06/20 16:53	1
Benzene	ND		0.20		ug/L			11/06/20 16:53	1
Bromochloromethane	ND		0.20		ug/L			11/06/20 16:53	1
Bromodichloromethane	ND		0.20		ug/L			11/06/20 16:53	1
Bromoform	ND		0.50		ug/L			11/06/20 16:53	1
Bromomethane	ND		0.50		ug/L			11/06/20 16:53	1
Carbon disulfide	ND		0.30		ug/L			11/06/20 16:53	1
Carbon tetrachloride	ND		0.20		ug/L			11/06/20 16:53	1
Chlorobenzene	ND		0.20		ug/L			11/06/20 16:53	1
Chloroethane	ND		0.50		ug/L			11/06/20 16:53	1
Chloroform	ND		0.20		ug/L			11/06/20 16:53	1
Chloromethane	ND		0.50		ug/L			11/06/20 16:53	1
cis-1,2-Dichloroethene	ND		0.20		ug/L			11/06/20 16:53	1
cis-1,3-Dichloropropene	ND		0.20		ug/L			11/06/20 16:53	1
Dibromochloromethane	ND		0.20		ug/L			11/06/20 16:53	1
Dibromomethane	ND		0.20		ug/L			11/06/20 16:53	1
Ethylbenzene	ND		0.20		ug/L			11/06/20 16:53	1
m,p-Xylene	ND		0.50		ug/L			11/06/20 16:53	1
Methyl iodide	ND		0.50		ug/L			11/06/20 16:53	1
Methylene Chloride	ND		5.0		ug/L			11/06/20 16:53	1
o-Xylene	ND		0.50		ug/L			11/06/20 16:53	1
Styrene	ND		1.0		ug/L			11/06/20 16:53	1
Tetrachloroethene	ND		0.50		ug/L			11/06/20 16:53	1
Toluene	ND		0.20		ug/L			11/06/20 16:53	1
trans-1,2-Dichloroethene	ND		0.20		ug/L			11/06/20 16:53	1
trans-1,3-Dichloropropene	ND		0.20		ug/L			11/06/20 16:53	1
trans-1,4-Dichloro-2-butene	ND		2.0		ug/L			11/06/20 16:53	1
Trichloroethene	ND		0.20		ug/L			11/06/20 16:53	1
Trichlorofluoromethane	ND		0.50		ug/L			11/06/20 16:53	1
Vinyl acetate	ND		2.0		ug/L			11/06/20 16:53	1
Vinyl chloride	ND		0.020		ug/L			11/06/20 16:53	1

# Client Sample Results

Client: SCS Engineers  
 Project/Site: Coupeville Solid Waste Facility Groundwa

Job ID: 580-98685-1

**Client Sample ID: 1020-11**

**Lab Sample ID: 580-98685-1**

**Date Collected: 10/30/20 11:05**

**Matrix: Water**

**Date Received: 11/02/20 11:31**

Surrogate	%Recovery	Qualifier	Limits	Prepared	Analyzed	Dil Fac
1,2-Dichloroethane-d4 (Surr)	109		80 - 120		11/06/20 16:53	1
4-Bromofluorobenzene (Surr)	92		80 - 120		11/06/20 16:53	1
Dibromofluoromethane (Surr)	108		80 - 120		11/06/20 16:53	1
Toluene-d8 (Surr)	102		80 - 120		11/06/20 16:53	1

### Method: 6010D - Metals (ICP) - Dissolved

Analyte	Result	Qualifier	RL	MDL	Unit	D	Prepared	Analyzed	Dil Fac
<b>Calcium</b>	<b>130</b>		1.1		mg/L		11/03/20 07:59	11/03/20 16:45	1
Iron	ND		0.30		mg/L		11/03/20 07:59	11/03/20 16:45	1
<b>Magnesium</b>	<b>98</b>		1.1		mg/L		11/03/20 07:59	11/03/20 16:45	1
<b>Manganese</b>	<b>0.15</b>		0.020		mg/L		11/03/20 07:59	11/03/20 16:45	1
<b>Potassium</b>	<b>10</b>		3.3		mg/L		11/03/20 07:59	11/03/20 16:45	1
<b>Sodium</b>	<b>47</b>		2.0		mg/L		11/03/20 07:59	11/03/20 16:45	1

### Method: 6020B - Metals (ICP/MS) - Total Recoverable

Analyte	Result	Qualifier	RL	MDL	Unit	D	Prepared	Analyzed	Dil Fac
<b>Arsenic</b>	<b>0.0032</b>		0.0010		mg/L		11/06/20 12:54	11/09/20 14:19	1
Antimony	ND		0.00080		mg/L		11/06/20 12:54	11/09/20 14:19	1
<b>Barium</b>	<b>0.092</b>		0.0012		mg/L		11/06/20 12:54	11/09/20 14:19	1
Beryllium	ND		0.00040		mg/L		11/06/20 12:54	11/09/20 14:19	1
Cadmium	ND		0.00080		mg/L		11/06/20 12:54	11/09/20 14:19	1
Chromium	ND		0.00080		mg/L		11/06/20 12:54	11/09/20 14:19	1
Cobalt	ND		0.00040		mg/L		11/06/20 12:54	11/09/20 14:19	1
Copper	ND		0.0020		mg/L		11/06/20 12:54	11/09/20 14:19	1
Lead	ND		0.00080		mg/L		11/06/20 12:54	11/09/20 14:19	1
<b>Nickel</b>	<b>0.0081</b>		0.0030		mg/L		11/06/20 12:54	11/09/20 14:19	1
Selenium	ND		0.0080		mg/L		11/06/20 12:54	11/09/20 14:19	1
Silver	ND		0.00040		mg/L		11/06/20 12:54	11/09/20 14:19	1
Thallium	ND		0.0010		mg/L		11/06/20 12:54	11/09/20 14:19	1
Vanadium	ND		0.0040		mg/L		11/06/20 12:54	11/09/20 14:19	1
<b>Zinc</b>	<b>0.013</b>		0.0070		mg/L		11/06/20 12:54	11/09/20 14:19	1

### General Chemistry

Analyte	Result	Qualifier	RL	MDL	Unit	D	Prepared	Analyzed	Dil Fac
<b>Fluoride</b>	<b>1.7</b>		0.20		mg/L			11/07/20 00:27	1
<b>Chloride</b>	<b>98</b>		0.90		mg/L			11/07/20 00:27	1
<b>Sulfate</b>	<b>80</b>		1.2		mg/L			11/07/20 00:27	1
Ammonia	ND		0.50		mg/L		11/10/20 12:22	11/11/20 14:37	1
Nitrate Nitrite as N	ND	F1	0.15		mg/L			11/17/20 14:08	1
<b>Total Organic Carbon</b>	<b>4.2</b>	<b>F1</b>	1.5		mg/L			11/12/20 20:57	1
Analyte	Result	Qualifier	RL	RL	Unit	D	Prepared	Analyzed	Dil Fac
<b>Alkalinity</b>	<b>550</b>		5.0		mg/L			11/04/20 16:31	1
<b>Bicarbonate Alkalinity as CaCO3</b>	<b>550</b>		5.0		mg/L			11/04/20 16:31	1
Carbonate Alkalinity as CaCO3	ND		5.0		mg/L			11/04/20 16:31	1
Hydroxide Alkalinity as CaCO3	ND		5.0		mg/L			11/04/20 16:31	1
<b>Total Dissolved Solids</b>	<b>590</b>		10		mg/L			11/04/20 10:38	1
Chemical Oxygen Demand	ND		10		mg/L		11/06/20 12:37	11/06/20 17:44	1

# Client Sample Results

Client: SCS Engineers  
 Project/Site: Coupeville Solid Waste Facility Groundwa

Job ID: 580-98685-1

**Client Sample ID: 1020-01**

**Lab Sample ID: 580-98685-2**

**Date Collected: 10/30/20 11:00**

**Matrix: Water**

**Date Received: 11/02/20 11:31**

**Method: 8260C LL - Volatile Organic Compounds by GC/MS**

Analyte	Result	Qualifier	RL	MDL	Unit	D	Prepared	Analyzed	Dil Fac
1,1,1,2-Tetrachloroethane	ND		0.30		ug/L			11/06/20 17:18	1
1,1,1-Trichloroethane	ND		0.20		ug/L			11/06/20 17:18	1
1,1,2,2-Tetrachloroethane	ND	*	0.20		ug/L			11/06/20 17:18	1
1,1,2-Trichloroethane	ND		0.20		ug/L			11/06/20 17:18	1
1,1-Dichloroethane	ND		0.20		ug/L			11/06/20 17:18	1
1,1-Dichloroethene	ND		0.20		ug/L			11/06/20 17:18	1
1,2,3-Trichloropropane	ND		0.20		ug/L			11/06/20 17:18	1
1,2-Dibromo-3-Chloropropane	ND		2.0		ug/L			11/06/20 17:18	1
1,2-Dibromoethane	ND		0.10		ug/L			11/06/20 17:18	1
1,2-Dichlorobenzene	ND		0.30		ug/L			11/06/20 17:18	1
1,2-Dichloroethane	ND		0.20		ug/L			11/06/20 17:18	1
1,2-Dichloropropane	ND		0.20		ug/L			11/06/20 17:18	1
1,4-Dichlorobenzene	ND		0.30		ug/L			11/06/20 17:18	1
2-Butanone	ND		10		ug/L			11/06/20 17:18	1
2-Hexanone	ND		3.0		ug/L			11/06/20 17:18	1
4-Methyl-2-pentanone	ND		10		ug/L			11/06/20 17:18	1
Acetone	ND		10		ug/L			11/06/20 17:18	1
Acrylonitrile	ND		10		ug/L			11/06/20 17:18	1
Benzene	ND		0.20		ug/L			11/06/20 17:18	1
Bromochloromethane	ND		0.20		ug/L			11/06/20 17:18	1
Bromodichloromethane	ND		0.20		ug/L			11/06/20 17:18	1
Bromoform	ND		0.50		ug/L			11/06/20 17:18	1
Bromomethane	ND		0.50		ug/L			11/06/20 17:18	1
Carbon disulfide	ND		0.30		ug/L			11/06/20 17:18	1
Carbon tetrachloride	ND		0.20		ug/L			11/06/20 17:18	1
Chlorobenzene	ND		0.20		ug/L			11/06/20 17:18	1
Chloroethane	ND		0.50		ug/L			11/06/20 17:18	1
Chloroform	ND		0.20		ug/L			11/06/20 17:18	1
Chloromethane	ND		0.50		ug/L			11/06/20 17:18	1
cis-1,2-Dichloroethene	ND		0.20		ug/L			11/06/20 17:18	1
cis-1,3-Dichloropropene	ND		0.20		ug/L			11/06/20 17:18	1
Dibromochloromethane	ND		0.20		ug/L			11/06/20 17:18	1
Dibromomethane	ND		0.20		ug/L			11/06/20 17:18	1
Ethylbenzene	ND		0.20		ug/L			11/06/20 17:18	1
m,p-Xylene	ND		0.50		ug/L			11/06/20 17:18	1
Methyl iodide	ND		0.50		ug/L			11/06/20 17:18	1
Methylene Chloride	ND		5.0		ug/L			11/06/20 17:18	1
o-Xylene	ND		0.50		ug/L			11/06/20 17:18	1
Styrene	ND		1.0		ug/L			11/06/20 17:18	1
Tetrachloroethene	ND		0.50		ug/L			11/06/20 17:18	1
Toluene	ND		0.20		ug/L			11/06/20 17:18	1
trans-1,2-Dichloroethene	ND		0.20		ug/L			11/06/20 17:18	1
trans-1,3-Dichloropropene	ND		0.20		ug/L			11/06/20 17:18	1
trans-1,4-Dichloro-2-butene	ND		2.0		ug/L			11/06/20 17:18	1
Trichloroethene	ND		0.20		ug/L			11/06/20 17:18	1
Trichlorofluoromethane	ND		0.50		ug/L			11/06/20 17:18	1
Vinyl acetate	ND		2.0		ug/L			11/06/20 17:18	1
Vinyl chloride	ND		0.020		ug/L			11/06/20 17:18	1

# Client Sample Results

Client: SCS Engineers  
Project/Site: Coupeville Solid Waste Facility Groundwa

Job ID: 580-98685-1

**Client Sample ID: 1020-01**

**Lab Sample ID: 580-98685-2**

Date Collected: 10/30/20 11:00

Matrix: Water

Date Received: 11/02/20 11:31

Surrogate	%Recovery	Qualifier	Limits	Prepared	Analyzed	Dil Fac
1,2-Dichloroethane-d4 (Surr)	108		80 - 120		11/06/20 17:18	1
4-Bromofluorobenzene (Surr)	94		80 - 120		11/06/20 17:18	1
Dibromofluoromethane (Surr)	108		80 - 120		11/06/20 17:18	1
Toluene-d8 (Surr)	100		80 - 120		11/06/20 17:18	1

### Method: 6010D - Metals (ICP) - Dissolved

Analyte	Result	Qualifier	RL	MDL	Unit	D	Prepared	Analyzed	Dil Fac
Calcium	68		1.1		mg/L		11/03/20 07:59	11/03/20 16:49	1
Iron	ND		0.30		mg/L		11/03/20 07:59	11/03/20 16:49	1
Magnesium	46		1.1		mg/L		11/03/20 07:59	11/03/20 16:49	1
Manganese	0.14		0.020		mg/L		11/03/20 07:59	11/03/20 16:49	1
Potassium	6.5		3.3		mg/L		11/03/20 07:59	11/03/20 16:49	1
Sodium	23		2.0		mg/L		11/03/20 07:59	11/03/20 16:49	1

### Method: 6020B - Metals (ICP/MS) - Total Recoverable

Analyte	Result	Qualifier	RL	MDL	Unit	D	Prepared	Analyzed	Dil Fac
Arsenic	0.0065		0.0010		mg/L		11/06/20 12:54	11/09/20 14:23	1
Antimony	ND		0.00080		mg/L		11/06/20 12:54	11/09/20 14:23	1
Barium	0.032		0.0012		mg/L		11/06/20 12:54	11/09/20 14:23	1
Beryllium	ND		0.00040		mg/L		11/06/20 12:54	11/09/20 14:23	1
Cadmium	ND		0.00080		mg/L		11/06/20 12:54	11/09/20 14:23	1
Chromium	ND		0.00080		mg/L		11/06/20 12:54	11/09/20 14:23	1
Cobalt	ND		0.00040		mg/L		11/06/20 12:54	11/09/20 14:23	1
Copper	ND		0.0020		mg/L		11/06/20 12:54	11/09/20 14:23	1
Lead	ND		0.00080		mg/L		11/06/20 12:54	11/09/20 14:23	1
Nickel	ND		0.0030		mg/L		11/06/20 12:54	11/09/20 14:23	1
Selenium	ND		0.0080		mg/L		11/06/20 12:54	11/09/20 14:23	1
Silver	ND		0.00040		mg/L		11/06/20 12:54	11/09/20 14:23	1
Thallium	ND		0.0010		mg/L		11/06/20 12:54	11/09/20 14:23	1
Vanadium	ND		0.0040		mg/L		11/06/20 12:54	11/09/20 14:23	1
Zinc	0.028		0.0070		mg/L		11/06/20 12:54	11/09/20 14:23	1

### General Chemistry

Analyte	Result	Qualifier	RL	MDL	Unit	D	Prepared	Analyzed	Dil Fac
Fluoride	0.49		0.20		mg/L			11/07/20 00:39	1
Chloride	22		0.90		mg/L			11/07/20 00:39	1
Sulfate	24		1.2		mg/L			11/07/20 00:39	1
Ammonia	ND		0.50		mg/L		11/12/20 12:44	11/12/20 17:31	1
Nitrate Nitrite as N	ND	F1	0.15		mg/L			11/17/20 14:21	1
Total Organic Carbon	2.2		1.5		mg/L			11/12/20 22:00	1
Analyte	Result	Qualifier	RL	RL	Unit	D	Prepared	Analyzed	Dil Fac
Alkalinity	310		5.0		mg/L			11/13/20 13:30	1
Bicarbonate Alkalinity as CaCO3	310		5.0		mg/L			11/13/20 13:30	1
Carbonate Alkalinity as CaCO3	ND		5.0		mg/L			11/13/20 13:30	1
Hydroxide Alkalinity as CaCO3	ND		5.0		mg/L			11/13/20 13:30	1
Total Dissolved Solids	370		10		mg/L			11/04/20 10:38	1
Chemical Oxygen Demand	ND		10		mg/L		11/06/20 12:37	11/06/20 17:44	1

# Client Sample Results

Client: SCS Engineers  
 Project/Site: Coupeville Solid Waste Facility Groundwa

Job ID: 580-98685-1

**Client Sample ID: Trip Blank**

**Lab Sample ID: 580-98685-3**

Date Collected: 10/30/20 00:01

Matrix: Water

Date Received: 11/02/20 11:31

**Method: 8260C LL - Volatile Organic Compounds by GC/MS**

Analyte	Result	Qualifier	RL	MDL	Unit	D	Prepared	Analyzed	Dil Fac
1,1,1,2-Tetrachloroethane	ND		0.30		ug/L			11/06/20 16:29	1
1,1,1-Trichloroethane	ND		0.20		ug/L			11/06/20 16:29	1
1,1,2,2-Tetrachloroethane	ND	*	0.20		ug/L			11/06/20 16:29	1
1,1,2-Trichloroethane	ND		0.20		ug/L			11/06/20 16:29	1
1,1-Dichloroethane	ND		0.20		ug/L			11/06/20 16:29	1
1,1-Dichloroethene	ND		0.20		ug/L			11/06/20 16:29	1
1,2,3-Trichloropropane	ND		0.20		ug/L			11/06/20 16:29	1
1,2-Dibromo-3-Chloropropane	ND		2.0		ug/L			11/06/20 16:29	1
1,2-Dibromoethane	ND		0.10		ug/L			11/06/20 16:29	1
1,2-Dichlorobenzene	ND		0.30		ug/L			11/06/20 16:29	1
1,2-Dichloroethane	ND		0.20		ug/L			11/06/20 16:29	1
1,2-Dichloropropane	ND		0.20		ug/L			11/06/20 16:29	1
1,4-Dichlorobenzene	ND		0.30		ug/L			11/06/20 16:29	1
2-Butanone	ND		10		ug/L			11/06/20 16:29	1
2-Hexanone	ND		3.0		ug/L			11/06/20 16:29	1
4-Methyl-2-pentanone	ND		10		ug/L			11/06/20 16:29	1
Acetone	ND		10		ug/L			11/06/20 16:29	1
Acrylonitrile	ND		10		ug/L			11/06/20 16:29	1
Benzene	ND		0.20		ug/L			11/06/20 16:29	1
Bromochloromethane	ND		0.20		ug/L			11/06/20 16:29	1
Bromodichloromethane	ND		0.20		ug/L			11/06/20 16:29	1
Bromoform	ND		0.50		ug/L			11/06/20 16:29	1
Bromomethane	ND		0.50		ug/L			11/06/20 16:29	1
Carbon disulfide	ND		0.30		ug/L			11/06/20 16:29	1
Carbon tetrachloride	ND		0.20		ug/L			11/06/20 16:29	1
Chlorobenzene	ND		0.20		ug/L			11/06/20 16:29	1
Chloroethane	ND		0.50		ug/L			11/06/20 16:29	1
Chloroform	ND		0.20		ug/L			11/06/20 16:29	1
Chloromethane	ND		0.50		ug/L			11/06/20 16:29	1
cis-1,2-Dichloroethene	ND		0.20		ug/L			11/06/20 16:29	1
cis-1,3-Dichloropropene	ND		0.20		ug/L			11/06/20 16:29	1
Dibromochloromethane	ND		0.20		ug/L			11/06/20 16:29	1
Dibromomethane	ND		0.20		ug/L			11/06/20 16:29	1
Ethylbenzene	ND		0.20		ug/L			11/06/20 16:29	1
m,p-Xylene	ND		0.50		ug/L			11/06/20 16:29	1
Methyl iodide	ND		0.50		ug/L			11/06/20 16:29	1
Methylene Chloride	ND		5.0		ug/L			11/06/20 16:29	1
o-Xylene	ND		0.50		ug/L			11/06/20 16:29	1
Styrene	ND		1.0		ug/L			11/06/20 16:29	1
Tetrachloroethene	ND		0.50		ug/L			11/06/20 16:29	1
Toluene	ND		0.20		ug/L			11/06/20 16:29	1
trans-1,2-Dichloroethene	ND		0.20		ug/L			11/06/20 16:29	1
trans-1,3-Dichloropropene	ND		0.20		ug/L			11/06/20 16:29	1
trans-1,4-Dichloro-2-butene	ND		2.0		ug/L			11/06/20 16:29	1
Trichloroethene	ND		0.20		ug/L			11/06/20 16:29	1
Trichlorofluoromethane	ND		0.50		ug/L			11/06/20 16:29	1
Vinyl acetate	ND		2.0		ug/L			11/06/20 16:29	1
Vinyl chloride	ND		0.020		ug/L			11/06/20 16:29	1

# Client Sample Results

Client: SCS Engineers  
Project/Site: Coupeville Solid Waste Facility Groundwa

Job ID: 580-98685-1

**Client Sample ID: Trip Blank**

**Lab Sample ID: 580-98685-3**

**Date Collected: 10/30/20 00:01**

**Matrix: Water**

**Date Received: 11/02/20 11:31**

<u>Surrogate</u>	<u>%Recovery</u>	<u>Qualifier</u>	<u>Limits</u>	<u>Prepared</u>	<u>Analyzed</u>	<u>Dil Fac</u>
1,2-Dichloroethane-d4 (Surr)	111		80 - 120		11/06/20 16:29	1
4-Bromofluorobenzene (Surr)	96		80 - 120		11/06/20 16:29	1
Dibromofluoromethane (Surr)	107		80 - 120		11/06/20 16:29	1
Toluene-d8 (Surr)	100		80 - 120		11/06/20 16:29	1

# QC Sample Results

Client: SCS Engineers  
 Project/Site: Coupeville Solid Waste Facility Groundwa

Job ID: 580-98685-1

## Method: 8260C LL - Volatile Organic Compounds by GC/MS

**Lab Sample ID: MB 580-342627/7**  
**Matrix: Water**  
**Analysis Batch: 342627**

**Client Sample ID: Method Blank**  
**Prep Type: Total/NA**

Analyte	MB Result	MB Qualifier	RL	MDL	Unit	D	Prepared	Analyzed	Dil Fac
1,1,1,2-Tetrachloroethane	ND		0.30		ug/L			11/06/20 15:39	1
1,1,1-Trichloroethane	ND		0.20		ug/L			11/06/20 15:39	1
1,1,2,2-Tetrachloroethane	ND		0.20		ug/L			11/06/20 15:39	1
1,1,2-Trichloroethane	ND		0.20		ug/L			11/06/20 15:39	1
1,1-Dichloroethane	ND		0.20		ug/L			11/06/20 15:39	1
1,1-Dichloroethene	ND		0.20		ug/L			11/06/20 15:39	1
1,2,3-Trichloropropane	ND		0.20		ug/L			11/06/20 15:39	1
1,2-Dibromo-3-Chloropropane	ND		2.0		ug/L			11/06/20 15:39	1
1,2-Dibromoethane	ND		0.10		ug/L			11/06/20 15:39	1
1,2-Dichlorobenzene	ND		0.30		ug/L			11/06/20 15:39	1
1,2-Dichloroethane	ND		0.20		ug/L			11/06/20 15:39	1
1,2-Dichloropropane	ND		0.20		ug/L			11/06/20 15:39	1
1,4-Dichlorobenzene	ND		0.30		ug/L			11/06/20 15:39	1
2-Butanone	ND		10		ug/L			11/06/20 15:39	1
2-Hexanone	ND		3.0		ug/L			11/06/20 15:39	1
4-Methyl-2-pentanone	ND		10		ug/L			11/06/20 15:39	1
Acetone	ND		10		ug/L			11/06/20 15:39	1
Acrylonitrile	ND		10		ug/L			11/06/20 15:39	1
Benzene	ND		0.20		ug/L			11/06/20 15:39	1
Bromochloromethane	ND		0.20		ug/L			11/06/20 15:39	1
Bromodichloromethane	ND		0.20		ug/L			11/06/20 15:39	1
Bromoform	ND		0.50		ug/L			11/06/20 15:39	1
Bromomethane	ND		0.50		ug/L			11/06/20 15:39	1
Carbon disulfide	ND		0.30		ug/L			11/06/20 15:39	1
Carbon tetrachloride	ND		0.20		ug/L			11/06/20 15:39	1
Chlorobenzene	ND		0.20		ug/L			11/06/20 15:39	1
Chloroethane	ND		0.50		ug/L			11/06/20 15:39	1
Chloroform	ND		0.20		ug/L			11/06/20 15:39	1
Chloromethane	ND		0.50		ug/L			11/06/20 15:39	1
cis-1,2-Dichloroethene	ND		0.20		ug/L			11/06/20 15:39	1
cis-1,3-Dichloropropene	ND		0.20		ug/L			11/06/20 15:39	1
Dibromochloromethane	ND		0.20		ug/L			11/06/20 15:39	1
Dibromomethane	ND		0.20		ug/L			11/06/20 15:39	1
Ethylbenzene	ND		0.20		ug/L			11/06/20 15:39	1
m,p-Xylene	ND		0.50		ug/L			11/06/20 15:39	1
Methyl iodide	ND		0.50		ug/L			11/06/20 15:39	1
Methylene Chloride	ND		5.0		ug/L			11/06/20 15:39	1
o-Xylene	ND		0.50		ug/L			11/06/20 15:39	1
Styrene	ND		1.0		ug/L			11/06/20 15:39	1
Tetrachloroethene	ND		0.50		ug/L			11/06/20 15:39	1
Toluene	ND		0.20		ug/L			11/06/20 15:39	1
trans-1,2-Dichloroethene	ND		0.20		ug/L			11/06/20 15:39	1
trans-1,3-Dichloropropene	ND		0.20		ug/L			11/06/20 15:39	1
trans-1,4-Dichloro-2-butene	ND		2.0		ug/L			11/06/20 15:39	1
Trichloroethene	ND		0.20		ug/L			11/06/20 15:39	1
Trichlorofluoromethane	ND		0.50		ug/L			11/06/20 15:39	1
Vinyl acetate	ND		2.0		ug/L			11/06/20 15:39	1
Vinyl chloride	ND		0.020		ug/L			11/06/20 15:39	1

Eurofins TestAmerica, Seattle

# QC Sample Results

Client: SCS Engineers  
 Project/Site: Coupeville Solid Waste Facility Groundwa

Job ID: 580-98685-1

## Method: 8260C LL - Volatile Organic Compounds by GC/MS (Continued)

**Lab Sample ID: MB 580-342627/7**  
**Matrix: Water**  
**Analysis Batch: 342627**

**Client Sample ID: Method Blank**  
**Prep Type: Total/NA**

Surrogate	MB MB		Limits	Prepared	Analyzed	Dil Fac
	%Recovery	Qualifier				
1,2-Dichloroethane-d4 (Surr)	106		80 - 120		11/06/20 15:39	1
4-Bromofluorobenzene (Surr)	94		80 - 120		11/06/20 15:39	1
Dibromofluoromethane (Surr)	109		80 - 120		11/06/20 15:39	1
Toluene-d8 (Surr)	103		80 - 120		11/06/20 15:39	1

**Lab Sample ID: LCS 580-342627/4**  
**Matrix: Water**  
**Analysis Batch: 342627**

**Client Sample ID: Lab Control Sample**  
**Prep Type: Total/NA**

Analyte	Spike Added	LCS Result	LCS Qualifier	Unit	D	%Rec	%Rec. Limits
1,1,1-Trichloroethane	5.00	5.26		ug/L		105	79 - 121
1,1,2,2-Tetrachloroethane	5.00	6.29	*	ug/L		126	76 - 123
1,1,2-Trichloroethane	5.00	5.31		ug/L		106	80 - 127
1,1-Dichloroethane	5.00	5.23		ug/L		105	74 - 120
1,1-Dichloroethene	5.00	4.80		ug/L		96	79 - 120
1,2,3-Trichloropropane	5.00	6.07		ug/L		121	75 - 127
1,2-Dibromo-3-Chloropropane	5.00	6.09		ug/L		122	73 - 123
1,2-Dibromoethane	5.00	5.24		ug/L		105	80 - 126
1,2-Dichlorobenzene	5.00	5.97		ug/L		119	80 - 129
1,2-Dichloroethane	5.00	5.06		ug/L		101	74 - 120
1,2-Dichloropropane	5.00	5.01		ug/L		100	80 - 130
1,4-Dichlorobenzene	5.00	5.59		ug/L		112	80 - 129
2-Butanone	25.0	27.4		ug/L		110	57 - 136
2-Hexanone	25.0	26.3		ug/L		105	56 - 144
4-Methyl-2-pentanone	25.0	28.0		ug/L		112	78 - 127
Acetone	25.0	34.0		ug/L		136	49 - 150
Acrylonitrile	50.0	56.2		ug/L		112	62 - 145
Benzene	5.00	5.08		ug/L		102	73 - 120
Bromochloromethane	5.00	5.60		ug/L		112	79 - 131
Bromodichloromethane	5.00	5.18		ug/L		104	74 - 120
Bromoform	5.00	5.67		ug/L		113	69 - 125
Bromomethane	5.00	4.67		ug/L		93	68 - 131
Carbon disulfide	5.00	4.76		ug/L		95	75 - 128
Carbon tetrachloride	5.00	5.20		ug/L		104	78 - 120
Chlorobenzene	5.00	5.25		ug/L		105	80 - 123
Chloroethane	5.00	4.89		ug/L		98	70 - 135
Chloroform	5.00	5.56		ug/L		111	80 - 130
Chloromethane	5.00	3.82		ug/L		76	66 - 134
cis-1,2-Dichloroethene	5.00	5.28		ug/L		106	72 - 130
cis-1,3-Dichloropropene	5.00	5.27		ug/L		105	77 - 120
Dibromochloromethane	5.00	5.59		ug/L		112	76 - 126
Dibromomethane	5.00	5.43		ug/L		109	65 - 141
Ethylbenzene	5.00	5.44		ug/L		109	80 - 130
m,p-Xylene	5.00	5.43		ug/L		109	86 - 130
Methyl iodide	5.00	5.20		ug/L		104	60 - 133
Methylene Chloride	5.00	5.46		ug/L		109	68 - 134
o-Xylene	5.00	5.73		ug/L		115	80 - 133

Eurofins TestAmerica, Seattle

# QC Sample Results

Client: SCS Engineers  
 Project/Site: Coupeville Solid Waste Facility Groundwa

Job ID: 580-98685-1

## Method: 8260C LL - Volatile Organic Compounds by GC/MS (Continued)

**Lab Sample ID: LCS 580-342627/4**  
**Matrix: Water**  
**Analysis Batch: 342627**

**Client Sample ID: Lab Control Sample**  
**Prep Type: Total/NA**

Analyte	Spike Added	LCS Result	LCS Qualifier	Unit	D	%Rec	%Rec. Limits
Styrene	5.00	5.19		ug/L		104	74 - 136
Tetrachloroethene	5.00	5.40		ug/L		108	75 - 131
Toluene	5.00	5.39		ug/L		108	80 - 126
trans-1,2-Dichloroethene	5.00	5.20		ug/L		104	63 - 133
trans-1,3-Dichloropropene	5.00	4.90		ug/L		98	71 - 128
trans-1,4-Dichloro-2-butene	5.00	4.48		ug/L		90	45 - 144
Trichloroethene	5.00	5.10		ug/L		102	72 - 136
Trichlorofluoromethane	5.00	4.65		ug/L		93	75 - 120
Vinyl acetate	12.5	12.6		ug/L		101	60 - 138
Vinyl chloride	5.00	4.04		ug/L		81	69 - 128

Surrogate	LCS %Recovery	LCS Qualifier	Limits
1,2-Dichloroethane-d4 (Surr)	101		80 - 120
4-Bromofluorobenzene (Surr)	99		80 - 120
Dibromofluoromethane (Surr)	110		80 - 120
Toluene-d8 (Surr)	104		80 - 120

**Lab Sample ID: LCSD 580-342627/5**  
**Matrix: Water**  
**Analysis Batch: 342627**

**Client Sample ID: Lab Control Sample Dup**  
**Prep Type: Total/NA**

Analyte	Spike Added	LCSD Result	LCSD Qualifier	Unit	D	%Rec	%Rec. Limits	RPD	RPD Limit
1,1,1,2-Tetrachloroethane	5.00	5.59		ug/L		112	79 - 127	8	11
1,1,1-Trichloroethane	5.00	4.82		ug/L		96	79 - 121	9	14
1,1,2,2-Tetrachloroethane	5.00	6.09		ug/L		122	76 - 123	3	10
1,1,2-Trichloroethane	5.00	5.28		ug/L		106	80 - 127	1	10
1,1-Dichloroethane	5.00	4.92		ug/L		98	74 - 120	6	10
1,1-Dichloroethene	5.00	4.37		ug/L		87	79 - 120	9	17
1,2,3-Trichloropropane	5.00	5.84		ug/L		117	75 - 127	4	12
1,2-Dibromo-3-Chloropropane	5.00	5.88		ug/L		118	73 - 123	4	16
1,2-Dibromoethane	5.00	5.44		ug/L		109	80 - 126	4	11
1,2-Dichlorobenzene	5.00	5.65		ug/L		113	80 - 129	6	10
1,2-Dichloroethane	5.00	4.95		ug/L		99	74 - 120	2	10
1,2-Dichloropropane	5.00	4.91		ug/L		98	80 - 130	2	14
1,4-Dichlorobenzene	5.00	5.43		ug/L		109	80 - 129	3	11
2-Butanone	25.0	28.7		ug/L		115	57 - 136	5	23
2-Hexanone	25.0	27.3		ug/L		109	56 - 144	3	21
4-Methyl-2-pentanone	25.0	27.4		ug/L		109	78 - 127	2	12
Acetone	25.0	32.7		ug/L		131	49 - 150	4	24
Acrylonitrile	50.0	54.6		ug/L		109	62 - 145	3	14
Benzene	5.00	4.90		ug/L		98	73 - 120	3	10
Bromochloromethane	5.00	5.34		ug/L		107	79 - 131	5	10
Bromodichloromethane	5.00	5.11		ug/L		102	74 - 120	1	10
Bromoform	5.00	5.73		ug/L		115	69 - 125	1	10
Bromomethane	5.00	4.07		ug/L		81	68 - 131	14	18
Carbon disulfide	5.00	4.30		ug/L		86	75 - 128	10	14
Carbon tetrachloride	5.00	4.78		ug/L		96	78 - 120	8	10
Chlorobenzene	5.00	5.08		ug/L		102	80 - 123	3	12

Eurofins TestAmerica, Seattle

# QC Sample Results

Client: SCS Engineers  
 Project/Site: Coupeville Solid Waste Facility Groundwa

Job ID: 580-98685-1

## Method: 8260C LL - Volatile Organic Compounds by GC/MS (Continued)

**Lab Sample ID: LCSD 580-342627/5**  
**Matrix: Water**  
**Analysis Batch: 342627**

**Client Sample ID: Lab Control Sample Dup**  
**Prep Type: Total/NA**

Analyte	Spike Added	LCSD Result	LCSD Qualifier	Unit	D	%Rec	%Rec. Limits	RPD	RPD Limit
Chloroethane	5.00	4.32		ug/L		86	70 - 135	12	20
Chloroform	5.00	5.24		ug/L		105	80 - 130	6	10
Chloromethane	5.00	3.66		ug/L		73	66 - 134	4	16
cis-1,2-Dichloroethene	5.00	4.96		ug/L		99	72 - 130	6	10
cis-1,3-Dichloropropene	5.00	5.27		ug/L		105	77 - 120	0	10
Dibromochloromethane	5.00	5.58		ug/L		112	76 - 126	0	10
Dibromomethane	5.00	5.37		ug/L		107	65 - 141	1	10
Ethylbenzene	5.00	5.16		ug/L		103	80 - 130	5	10
m,p-Xylene	5.00	5.16		ug/L		103	86 - 130	5	10
Methyl iodide	5.00	4.76		ug/L		95	60 - 133	9	10
Methylene Chloride	5.00	5.08		ug/L		102	68 - 134	7	18
o-Xylene	5.00	5.31		ug/L		106	80 - 133	8	10
Styrene	5.00	5.09		ug/L		102	74 - 136	2	10
Tetrachloroethene	5.00	5.11		ug/L		102	75 - 131	6	20
Toluene	5.00	5.13		ug/L		103	80 - 126	5	20
trans-1,2-Dichloroethene	5.00	4.85		ug/L		97	63 - 133	7	17
trans-1,3-Dichloropropene	5.00	5.04		ug/L		101	71 - 128	3	16
trans-1,4-Dichloro-2-butene	5.00	4.55		ug/L		91	45 - 144	1	31
Trichloroethene	5.00	4.99		ug/L		100	72 - 136	2	14
Trichlorofluoromethane	5.00	4.33		ug/L		87	75 - 120	7	13
Vinyl acetate	12.5	13.0		ug/L		104	60 - 138	3	22
Vinyl chloride	5.00	3.51		ug/L		70	69 - 128	14	21

Surrogate	LCSD %Recovery	LCSD Qualifier	LCSD Limits
1,2-Dichloroethane-d4 (Surr)	102		80 - 120
4-Bromofluorobenzene (Surr)	100		80 - 120
Dibromofluoromethane (Surr)	107		80 - 120
Toluene-d8 (Surr)	102		80 - 120

## Method: 6010D - Metals (ICP)

**Lab Sample ID: MB 580-342256/18-A**  
**Matrix: Water**  
**Analysis Batch: 342376**

**Client Sample ID: Method Blank**  
**Prep Type: Total Recoverable**  
**Prep Batch: 342256**

Analyte	MB Result	MB Qualifier	RL	MDL	Unit	D	Prepared	Analyzed	Dil Fac
Calcium	ND		1.1		mg/L		11/03/20 07:59	11/03/20 15:27	1
Iron	ND		0.30		mg/L		11/03/20 07:59	11/03/20 15:27	1
Magnesium	ND		1.1		mg/L		11/03/20 07:59	11/03/20 15:27	1
Manganese	ND		0.020		mg/L		11/03/20 07:59	11/03/20 15:27	1
Potassium	ND		3.3		mg/L		11/03/20 07:59	11/03/20 15:27	1
Sodium	ND		2.0		mg/L		11/03/20 07:59	11/03/20 15:27	1

**Lab Sample ID: LCS 580-342256/19-A**  
**Matrix: Water**  
**Analysis Batch: 342376**

**Client Sample ID: Lab Control Sample**  
**Prep Type: Total Recoverable**  
**Prep Batch: 342256**

Analyte	Spike Added	LCS Result	LCS Qualifier	Unit	D	%Rec	%Rec. Limits
Calcium	20.0	20.9		mg/L		105	80 - 120

Eurofins TestAmerica, Seattle

# QC Sample Results

Client: SCS Engineers  
 Project/Site: Coupeville Solid Waste Facility Groundwa

Job ID: 580-98685-1

## Method: 6010D - Metals (ICP) (Continued)

**Lab Sample ID: LCS 580-342256/19-A**  
**Matrix: Water**  
**Analysis Batch: 342376**

**Client Sample ID: Lab Control Sample**  
**Prep Type: Total Recoverable**  
**Prep Batch: 342256**

Analyte	Spike Added	LCS Result	LCS Qualifier	Unit	D	%Rec	%Rec. Limits
Iron	20.0	21.2		mg/L		106	80 - 120
Magnesium	20.0	21.3		mg/L		106	80 - 120
Manganese	1.00	0.965		mg/L		97	80 - 120
Potassium	20.0	19.9		mg/L		100	80 - 120
Sodium	20.0	19.7		mg/L		98	80 - 120

**Lab Sample ID: LCSD 580-342256/20-A**  
**Matrix: Water**  
**Analysis Batch: 342376**

**Client Sample ID: Lab Control Sample Dup**  
**Prep Type: Total Recoverable**  
**Prep Batch: 342256**

Analyte	Spike Added	LCSD Result	LCSD Qualifier	Unit	D	%Rec	%Rec. Limits	RPD	RPD Limit
Calcium	20.0	21.1		mg/L		106	80 - 120	1	20
Iron	20.0	21.4		mg/L		107	80 - 120	1	20
Magnesium	20.0	21.5		mg/L		108	80 - 120	1	20
Manganese	1.00	0.920		mg/L		92	80 - 120	5	20
Potassium	20.0	20.1		mg/L		100	80 - 120	1	20
Sodium	20.0	19.0		mg/L		95	80 - 120	4	20

## Method: 6020B - Metals (ICP/MS)

**Lab Sample ID: MB 580-342631/24-A**  
**Matrix: Water**  
**Analysis Batch: 342764**

**Client Sample ID: Method Blank**  
**Prep Type: Total Recoverable**  
**Prep Batch: 342631**

Analyte	MB Result	MB Qualifier	RL	MDL	Unit	D	Prepared	Analyzed	Dil Fac
Arsenic	ND		0.0010		mg/L		11/06/20 12:55	11/09/20 13:27	1
Antimony	ND		0.00080		mg/L		11/06/20 12:55	11/09/20 13:27	1
Barium	ND		0.0012		mg/L		11/06/20 12:55	11/09/20 13:27	1
Beryllium	ND		0.00040		mg/L		11/06/20 12:55	11/09/20 13:27	1
Cadmium	ND		0.00080		mg/L		11/06/20 12:55	11/09/20 13:27	1
Chromium	ND		0.00080		mg/L		11/06/20 12:55	11/09/20 13:27	1
Cobalt	ND		0.00040		mg/L		11/06/20 12:55	11/09/20 13:27	1
Copper	ND		0.0020		mg/L		11/06/20 12:55	11/09/20 13:27	1
Lead	ND		0.00080		mg/L		11/06/20 12:55	11/09/20 13:27	1
Nickel	ND		0.0030		mg/L		11/06/20 12:55	11/09/20 13:27	1
Selenium	ND		0.0080		mg/L		11/06/20 12:55	11/09/20 13:27	1
Silver	ND		0.00040		mg/L		11/06/20 12:55	11/09/20 13:27	1
Thallium	ND		0.0010		mg/L		11/06/20 12:55	11/09/20 13:27	1
Vanadium	ND		0.0040		mg/L		11/06/20 12:55	11/09/20 13:27	1
Zinc	ND		0.0070		mg/L		11/06/20 12:55	11/09/20 13:27	1

**Lab Sample ID: LCS 580-342631/25-A**  
**Matrix: Water**  
**Analysis Batch: 342764**

**Client Sample ID: Lab Control Sample**  
**Prep Type: Total Recoverable**  
**Prep Batch: 342631**

Analyte	Spike Added	LCS Result	LCS Qualifier	Unit	D	%Rec	%Rec. Limits
Arsenic	1.00	0.989		mg/L		99	80 - 120
Antimony	1.00	0.981		mg/L		98	80 - 120
Barium	1.00	0.982		mg/L		98	80 - 120
Beryllium	1.00	0.981		mg/L		98	80 - 120

Eurofins TestAmerica, Seattle

# QC Sample Results

Client: SCS Engineers  
 Project/Site: Coupeville Solid Waste Facility Groundwa

Job ID: 580-98685-1

## Method: 6020B - Metals (ICP/MS) (Continued)

**Lab Sample ID: LCS 580-342631/25-A**  
**Matrix: Water**  
**Analysis Batch: 342764**

**Client Sample ID: Lab Control Sample**  
**Prep Type: Total Recoverable**  
**Prep Batch: 342631**

Analyte	Spike Added	LCS Result	LCS Qualifier	Unit	D	%Rec	%Rec. Limits
Cadmium	1.00	0.974		mg/L		97	80 - 120
Chromium	1.00	0.986		mg/L		99	80 - 120
Cobalt	1.00	0.995		mg/L		100	80 - 120
Copper	1.00	0.990		mg/L		99	80 - 120
Lead	1.00	0.961		mg/L		96	80 - 120
Nickel	1.00	0.997		mg/L		100	80 - 120
Selenium	1.00	0.979		mg/L		98	80 - 120
Silver	1.00	0.969		mg/L		97	80 - 120
Thallium	1.00	0.995		mg/L		100	80 - 120
Vanadium	1.00	0.981		mg/L		98	80 - 120
Zinc	1.00	0.996		mg/L		100	80 - 120

**Lab Sample ID: LCSD 580-342631/26-A**  
**Matrix: Water**  
**Analysis Batch: 342764**

**Client Sample ID: Lab Control Sample Dup**  
**Prep Type: Total Recoverable**  
**Prep Batch: 342631**

Analyte	Spike Added	LCSD Result	LCSD Qualifier	Unit	D	%Rec	%Rec. Limits	RPD	RPD Limit
Arsenic	1.00	0.995		mg/L		99	80 - 120	1	20
Antimony	1.00	0.983		mg/L		98	80 - 120	0	20
Barium	1.00	0.991		mg/L		99	80 - 120	1	20
Beryllium	1.00	0.982		mg/L		98	80 - 120	0	20
Cadmium	1.00	0.978		mg/L		98	80 - 120	0	20
Chromium	1.00	0.991		mg/L		99	80 - 120	1	20
Cobalt	1.00	0.999		mg/L		100	80 - 120	0	20
Copper	1.00	1.01		mg/L		101	80 - 120	2	20
Lead	1.00	0.970		mg/L		97	80 - 120	1	20
Nickel	1.00	1.00		mg/L		100	80 - 120	0	20
Selenium	1.00	1.00		mg/L		100	80 - 120	2	20
Silver	1.00	0.988		mg/L		99	80 - 120	2	20
Thallium	1.00	0.998		mg/L		100	80 - 120	0	20
Vanadium	1.00	0.991		mg/L		99	80 - 120	1	20
Zinc	1.00	1.01		mg/L		101	80 - 120	2	20

## Method: 300.0 - Anions, Ion Chromatography

**Lab Sample ID: MB 580-342680/3**  
**Matrix: Water**  
**Analysis Batch: 342680**

**Client Sample ID: Method Blank**  
**Prep Type: Total/NA**

Analyte	MB Result	MB Qualifier	RL	MDL	Unit	D	Prepared	Analyzed	Dil Fac
Fluoride	ND		0.20		mg/L			11/06/20 19:34	1
Chloride	ND		0.90		mg/L			11/06/20 19:34	1
Sulfate	ND		1.2		mg/L			11/06/20 19:34	1

**Lab Sample ID: LCS 580-342680/4**  
**Matrix: Water**  
**Analysis Batch: 342680**

**Client Sample ID: Lab Control Sample**  
**Prep Type: Total/NA**

Analyte	Spike Added	LCS Result	LCS Qualifier	Unit	D	%Rec	%Rec. Limits
Fluoride	5.00	5.05		mg/L		101	90 - 110

Eurofins TestAmerica, Seattle

# QC Sample Results

Client: SCS Engineers  
 Project/Site: Coupeville Solid Waste Facility Groundwa

Job ID: 580-98685-1

## Method: 300.0 - Anions, Ion Chromatography (Continued)

**Lab Sample ID: LCS 580-342680/4**  
**Matrix: Water**  
**Analysis Batch: 342680**

**Client Sample ID: Lab Control Sample**  
**Prep Type: Total/NA**

Analyte	Spike Added	LCS Result	LCS Qualifier	Unit	D	%Rec	%Rec. Limits
Chloride	50.0	49.9		mg/L		100	90 - 110
Sulfate	50.0	50.5		mg/L		101	90 - 110

**Lab Sample ID: LCSD 580-342680/5**  
**Matrix: Water**  
**Analysis Batch: 342680**

**Client Sample ID: Lab Control Sample Dup**  
**Prep Type: Total/NA**

Analyte	Spike Added	LCSD Result	LCSD Qualifier	Unit	D	%Rec	%Rec. Limits	RPD	RPD Limit
Fluoride	5.00	5.11		mg/L		102	90 - 110	1	15
Chloride	50.0	49.7		mg/L		99	90 - 110	0	15
Sulfate	50.0	51.0		mg/L		102	90 - 110	1	15

**Lab Sample ID: 580-98685-2 MS**  
**Matrix: Water**  
**Analysis Batch: 342680**

**Client Sample ID: 1020-01**  
**Prep Type: Total/NA**

Analyte	Sample Result	Sample Qualifier	Spike Added	MS Result	MS Qualifier	Unit	D	%Rec	%Rec. Limits
Fluoride	0.49		5.00	5.67		mg/L		104	90 - 110
Chloride	22		50.0	73.7		mg/L		104	90 - 110
Sulfate	24		50.0	77.3		mg/L		107	90 - 110

**Lab Sample ID: 580-98685-2 MSD**  
**Matrix: Water**  
**Analysis Batch: 342680**

**Client Sample ID: 1020-01**  
**Prep Type: Total/NA**

Analyte	Sample Result	Sample Qualifier	Spike Added	MSD Result	MSD Qualifier	Unit	D	%Rec	%Rec. Limits	RPD	RPD Limit
Fluoride	0.49		5.00	5.67		mg/L		103	90 - 110	0	15
Chloride	22		50.0	73.8		mg/L		104	90 - 110	0	15
Sulfate	24		50.0	77.4		mg/L		107	90 - 110	0	15

## Method: 350.1 - Nitrogen, Ammonia

**Lab Sample ID: MB 580-342836/1-A**  
**Matrix: Water**  
**Analysis Batch: 342972**

**Client Sample ID: Method Blank**  
**Prep Type: Total/NA**  
**Prep Batch: 342836**

Analyte	MB Result	MB Qualifier	RL	MDL	Unit	D	Prepared	Analyzed	Dil Fac
Ammonia	ND		0.50		mg/L		11/10/20 12:22	11/11/20 14:37	1

**Lab Sample ID: LCS 580-342836/2-A**  
**Matrix: Water**  
**Analysis Batch: 342972**

**Client Sample ID: Lab Control Sample**  
**Prep Type: Total/NA**  
**Prep Batch: 342836**

Analyte	Spike Added	LCS Result	LCS Qualifier	Unit	D	%Rec	%Rec. Limits
Ammonia	2.00	2.01		mg/L		101	90 - 110

# QC Sample Results

Client: SCS Engineers  
 Project/Site: Coupeville Solid Waste Facility Groundwa

Job ID: 580-98685-1

## Method: 350.1 - Nitrogen, Ammonia (Continued)

**Lab Sample ID: MB 580-343066/1-A**  
**Matrix: Water**  
**Analysis Batch: 343091**

**Client Sample ID: Method Blank**  
**Prep Type: Total/NA**  
**Prep Batch: 343066**

Analyte	MB Result	MB Qualifier	RL	MDL	Unit	D	Prepared	Analyzed	Dil Fac
Ammonia	ND		0.50		mg/L		11/12/20 12:44	11/12/20 17:31	1

**Lab Sample ID: LCS 580-343066/2-A**  
**Matrix: Water**  
**Analysis Batch: 343091**

**Client Sample ID: Lab Control Sample**  
**Prep Type: Total/NA**  
**Prep Batch: 343066**

Analyte	Spike Added	LCS Result	LCS Qualifier	Unit	D	%Rec	%Rec. Limits
Ammonia	2.00	2.00		mg/L		100	90 - 110

## Method: 353.2 - Nitrogen, Nitrate-Nitrite

**Lab Sample ID: MB 580-343383/12**  
**Matrix: Water**  
**Analysis Batch: 343383**

**Client Sample ID: Method Blank**  
**Prep Type: Total/NA**

Analyte	MB Result	MB Qualifier	RL	MDL	Unit	D	Prepared	Analyzed	Dil Fac
Nitrate Nitrite as N	ND		0.15		mg/L			11/17/20 14:05	1

**Lab Sample ID: LCS 580-343383/13**  
**Matrix: Water**  
**Analysis Batch: 343383**

**Client Sample ID: Lab Control Sample**  
**Prep Type: Total/NA**

Analyte	Spike Added	LCS Result	LCS Qualifier	Unit	D	%Rec	%Rec. Limits
Nitrate Nitrite as N	1.00	1.03		mg/L		103	90 - 110

**Lab Sample ID: LCSD 580-343383/14**  
**Matrix: Water**  
**Analysis Batch: 343383**

**Client Sample ID: Lab Control Sample Dup**  
**Prep Type: Total/NA**

Analyte	Spike Added	LCSD Result	LCSD Qualifier	Unit	D	%Rec	%Rec. Limits	RPD	RPD Limit
Nitrate Nitrite as N	1.00	1.03		mg/L		103	90 - 110	0	20

**Lab Sample ID: 580-98685-1 MS**  
**Matrix: Water**  
**Analysis Batch: 343383**

**Client Sample ID: 1020-11**  
**Prep Type: Total/NA**

Analyte	Sample Result	Sample Qualifier	Spike Added	MS Result	MS Qualifier	Unit	D	%Rec	%Rec. Limits
Nitrate Nitrite as N	ND	F1	0.500	0.440	F1	mg/L		88	90 - 110

**Lab Sample ID: 580-98685-1 MSD**  
**Matrix: Water**  
**Analysis Batch: 343383**

**Client Sample ID: 1020-11**  
**Prep Type: Total/NA**

Analyte	Sample Result	Sample Qualifier	Spike Added	MSD Result	MSD Qualifier	Unit	D	%Rec	%Rec. Limits	RPD	RPD Limit
Nitrate Nitrite as N	ND	F1	0.500	0.442	F1	mg/L		88	90 - 110	0	20

# QC Sample Results

Client: SCS Engineers  
 Project/Site: Coupeville Solid Waste Facility Groundwa

Job ID: 580-98685-1

## Method: 353.2 - Nitrogen, Nitrate-Nitrite (Continued)

**Lab Sample ID: 580-98685-2 MS**  
**Matrix: Water**  
**Analysis Batch: 343383**

**Client Sample ID: 1020-01**  
**Prep Type: Total/NA**

Analyte	Sample Result	Sample Qualifier	Spike Added	MS Result	MS Qualifier	Unit	D	%Rec	%Rec. Limits
Nitrate Nitrite as N	ND	F1	0.500	0.386	F1	mg/L		77	90 - 110

**Lab Sample ID: 580-98685-2 MSD**  
**Matrix: Water**  
**Analysis Batch: 343383**

**Client Sample ID: 1020-01**  
**Prep Type: Total/NA**

Analyte	Sample Result	Sample Qualifier	Spike Added	MSD Result	MSD Qualifier	Unit	D	%Rec	%Rec. Limits	RPD	RPD Limit
Nitrate Nitrite as N	ND	F1	0.500	0.368	F1	mg/L		74	90 - 110	5	20

**Lab Sample ID: 580-98685-1 DU**  
**Matrix: Water**  
**Analysis Batch: 343383**

**Client Sample ID: 1020-11**  
**Prep Type: Total/NA**

Analyte	Sample Result	Sample Qualifier	DU Result	DU Qualifier	Unit	D	RPD	RPD Limit
Nitrate Nitrite as N	ND	F1	ND		mg/L		NC	20

## Method: SM 2320B - Alkalinity

**Lab Sample ID: LCS 580-342424/2**  
**Matrix: Water**  
**Analysis Batch: 342424**

**Client Sample ID: Lab Control Sample**  
**Prep Type: Total/NA**

Analyte	Spike Added	LCS Result	LCS Qualifier	Unit	D	%Rec	%Rec. Limits
Alkalinity	100	93.9		mg/L		94	85 - 115

**Lab Sample ID: LCS 580-343158/2**  
**Matrix: Water**  
**Analysis Batch: 343158**

**Client Sample ID: Lab Control Sample**  
**Prep Type: Total/NA**

Analyte	Spike Added	LCS Result	LCS Qualifier	Unit	D	%Rec	%Rec. Limits
Alkalinity	100	88.2		mg/L		88	85 - 115

**Lab Sample ID: 580-98685-2 DU**  
**Matrix: Water**  
**Analysis Batch: 343158**

**Client Sample ID: 1020-01**  
**Prep Type: Total/NA**

Analyte	Sample Result	Sample Qualifier	DU Result	DU Qualifier	Unit	D	RPD	RPD Limit
Alkalinity	310		316		mg/L		3	17
Bicarbonate Alkalinity as CaCO3	310		316		mg/L		3	20
Carbonate Alkalinity as CaCO3	ND		ND		mg/L		NC	20
Hydroxide Alkalinity as CaCO3	ND		ND		mg/L		NC	20

## Method: SM 2540C - Solids, Total Dissolved (TDS)

**Lab Sample ID: MB 580-342381/1**  
**Matrix: Water**  
**Analysis Batch: 342381**

**Client Sample ID: Method Blank**  
**Prep Type: Total/NA**

Analyte	MB Result	MB Qualifier	RL	RL	Unit	D	Prepared	Analyzed	Dil Fac
Total Dissolved Solids	ND		10		mg/L			11/04/20 10:38	1

Eurofins TestAmerica, Seattle

# QC Sample Results

Client: SCS Engineers  
 Project/Site: Coupeville Solid Waste Facility Groundwa

Job ID: 580-98685-1

## Method: SM 2540C - Solids, Total Dissolved (TDS) (Continued)

Lab Sample ID: LCS 580-342381/2  
 Matrix: Water  
 Analysis Batch: 342381

Client Sample ID: Lab Control Sample  
 Prep Type: Total/NA

Analyte	Spike Added	LCS Result	LCS Qualifier	Unit	D	%Rec	%Rec. Limits
Total Dissolved Solids	1000	912		mg/L		91	80 - 120

Lab Sample ID: 580-98685-1 DU  
 Matrix: Water  
 Analysis Batch: 342381

Client Sample ID: 1020-11  
 Prep Type: Total/NA

Analyte	Sample Result	Sample Qualifier	DU Result	DU Qualifier	Unit	D	RPD	RPD Limit
Total Dissolved Solids	590		695		mg/L		17	20

Lab Sample ID: 580-98685-2 DU  
 Matrix: Water  
 Analysis Batch: 342381

Client Sample ID: 1020-01  
 Prep Type: Total/NA

Analyte	Sample Result	Sample Qualifier	DU Result	DU Qualifier	Unit	D	RPD	RPD Limit
Total Dissolved Solids	370		361		mg/L		2	20

## Method: SM 5220D - COD

Lab Sample ID: MB 580-342621/3-A  
 Matrix: Water  
 Analysis Batch: 342664

Client Sample ID: Method Blank  
 Prep Type: Total/NA  
 Prep Batch: 342621

Analyte	MB Result	MB Qualifier	RL	RL	Unit	D	Prepared	Analyzed	Dil Fac
Chemical Oxygen Demand	ND		10		mg/L		11/06/20 12:36	11/06/20 17:44	1

Lab Sample ID: LCS 580-342621/4-A  
 Matrix: Water  
 Analysis Batch: 342664

Client Sample ID: Lab Control Sample  
 Prep Type: Total/NA  
 Prep Batch: 342621

Analyte	Spike Added	LCS Result	LCS Qualifier	Unit	D	%Rec	%Rec. Limits
Chemical Oxygen Demand	75.0	68.6		mg/L		91	80 - 120

Lab Sample ID: LCSD 580-342621/5-A  
 Matrix: Water  
 Analysis Batch: 342664

Client Sample ID: Lab Control Sample Dup  
 Prep Type: Total/NA  
 Prep Batch: 342621

Analyte	Spike Added	LCSD Result	LCSD Qualifier	Unit	D	%Rec	%Rec. Limits	RPD	RPD Limit
Chemical Oxygen Demand	75.0	70.2		mg/L		94	80 - 120	2	20

## Method: SM 5310B - Organic Carbon, Total (TOC)

Lab Sample ID: MB 580-343121/30  
 Matrix: Water  
 Analysis Batch: 343121

Client Sample ID: Method Blank  
 Prep Type: Total/NA

Analyte	MB Result	MB Qualifier	RL	MDL	Unit	D	Prepared	Analyzed	Dil Fac
Total Organic Carbon	ND		1.5		mg/L			11/12/20 20:09	1

# QC Sample Results

Client: SCS Engineers  
 Project/Site: Coupeville Solid Waste Facility Groundwa

Job ID: 580-98685-1

## Method: SM 5310B - Organic Carbon, Total (TOC) (Continued)

**Lab Sample ID: LCS 580-343121/31**  
**Matrix: Water**  
**Analysis Batch: 343121**

**Client Sample ID: Lab Control Sample**  
**Prep Type: Total/NA**

Analyte	Spike Added	LCS Result	LCS Qualifier	Unit	D	%Rec	%Rec. Limits
Total Organic Carbon	10.0	9.98		mg/L		100	85 - 115

**Lab Sample ID: LCSD 580-343121/32**  
**Matrix: Water**  
**Analysis Batch: 343121**

**Client Sample ID: Lab Control Sample Dup**  
**Prep Type: Total/NA**

Analyte	Spike Added	LCSD Result	LCSD Qualifier	Unit	D	%Rec	%Rec. Limits	RPD	RPD Limit
Total Organic Carbon	10.0	9.97		mg/L		100	85 - 115	0	20

**Lab Sample ID: 580-98685-1 MS**  
**Matrix: Water**  
**Analysis Batch: 343121**

**Client Sample ID: 1020-11**  
**Prep Type: Total/NA**

Analyte	Sample Result	Sample Qualifier	Spike Added	MS Result	MS Qualifier	Unit	D	%Rec	%Rec. Limits
Total Organic Carbon	4.2	F1	10.0	19.1	F1	mg/L		148	85 - 115

**Lab Sample ID: 580-98685-1 MSD**  
**Matrix: Water**  
**Analysis Batch: 343121**

**Client Sample ID: 1020-11**  
**Prep Type: Total/NA**

Analyte	Sample Result	Sample Qualifier	Spike Added	MSD Result	MSD Qualifier	Unit	D	%Rec	%Rec. Limits	RPD	RPD Limit
Total Organic Carbon	4.2	F1	10.0	19.2	F1	mg/L		149	85 - 115	1	20

**Lab Sample ID: 580-98685-1 DU**  
**Matrix: Water**  
**Analysis Batch: 343121**

**Client Sample ID: 1020-11**  
**Prep Type: Total/NA**

Analyte	Sample Result	Sample Qualifier	Spike Added	DU Result	DU Qualifier	Unit	D	%Rec	%Rec. Limits	RPD	RPD Limit
Total Organic Carbon	4.2	F1	10.0	4.17		mg/L				2	20

# Lab Chronicle

Client: SCS Engineers  
Project/Site: Coupeville Solid Waste Facility Groundwa

Job ID: 580-98685-1

**Client Sample ID: 1020-11**

**Date Collected: 10/30/20 11:05**

**Date Received: 11/02/20 11:31**

**Lab Sample ID: 580-98685-1**

**Matrix: Water**

Prep Type	Batch Type	Batch Method	Run	Dilution Factor	Batch Number	Prepared or Analyzed	Analyst	Lab
Total/NA	Analysis	8260C LL		1	342627	11/06/20 16:53	CJB	TAL SEA
Dissolved	Prep	3005A			342256	11/03/20 07:59	ART	TAL SEA
Dissolved	Analysis	6010D		1	342376	11/03/20 16:45	TMH	TAL SEA
Total Recoverable	Prep	3005A			342631	11/06/20 12:54	TMH	TAL SEA
Total Recoverable	Analysis	6020B		1	342802	11/09/20 14:19	FCW	TAL SEA
Total/NA	Analysis	300.0		1	342680	11/07/20 00:27	AAC	TAL SEA
Total/NA	Prep	Distill/Ammonia			342836	11/10/20 12:22	MLT	TAL SEA
Total/NA	Analysis	350.1		1	342972	11/11/20 14:37	MLT	TAL SEA
Total/NA	Analysis	353.2		1	343383	11/17/20 14:08	R1K	TAL SEA
Total/NA	Analysis	SM 2320B		1	342424	11/04/20 16:31	MLT	TAL SEA
Total/NA	Analysis	SM 2540C		1	342381	11/04/20 10:38	HCC	TAL SEA
Total/NA	Prep	SM 5220			342621	11/06/20 12:37	MLT	TAL SEA
Total/NA	Analysis	SM 5220D		1	342664	11/06/20 17:44	MLT	TAL SEA
Total/NA	Analysis	SM 5310B		1	343121	11/12/20 20:57	R1K	TAL SEA

**Client Sample ID: 1020-01**

**Date Collected: 10/30/20 11:00**

**Date Received: 11/02/20 11:31**

**Lab Sample ID: 580-98685-2**

**Matrix: Water**

Prep Type	Batch Type	Batch Method	Run	Dilution Factor	Batch Number	Prepared or Analyzed	Analyst	Lab
Total/NA	Analysis	8260C LL		1	342627	11/06/20 17:18	CJB	TAL SEA
Dissolved	Prep	3005A			342256	11/03/20 07:59	ART	TAL SEA
Dissolved	Analysis	6010D		1	342376	11/03/20 16:49	TMH	TAL SEA
Total Recoverable	Prep	3005A			342631	11/06/20 12:54	TMH	TAL SEA
Total Recoverable	Analysis	6020B		1	342802	11/09/20 14:23	FCW	TAL SEA
Total/NA	Analysis	300.0		1	342680	11/07/20 00:39	AAC	TAL SEA
Total/NA	Prep	Distill/Ammonia			343066	11/12/20 12:44	MLT	TAL SEA
Total/NA	Analysis	350.1		1	343091	11/12/20 17:31	MLT	TAL SEA
Total/NA	Analysis	353.2		1	343383	11/17/20 14:21	R1K	TAL SEA
Total/NA	Analysis	SM 2320B		1	343158	11/13/20 13:30	MLT	TAL SEA
Total/NA	Analysis	SM 2540C		1	342381	11/04/20 10:38	HCC	TAL SEA
Total/NA	Prep	SM 5220			342621	11/06/20 12:37	MLT	TAL SEA
Total/NA	Analysis	SM 5220D		1	342664	11/06/20 17:44	MLT	TAL SEA
Total/NA	Analysis	SM 5310B		1	343121	11/12/20 22:00	R1K	TAL SEA

**Client Sample ID: Trip Blank**

**Date Collected: 10/30/20 00:01**

**Date Received: 11/02/20 11:31**

**Lab Sample ID: 580-98685-3**

**Matrix: Water**

Prep Type	Batch Type	Batch Method	Run	Dilution Factor	Batch Number	Prepared or Analyzed	Analyst	Lab
Total/NA	Analysis	8260C LL		1	342627	11/06/20 16:29	CJB	TAL SEA

**Laboratory References:**

TAL SEA = Eurofins TestAmerica, Seattle, 5755 8th Street East, Tacoma, WA 98424, TEL (253)922-2310

Eurofins TestAmerica, Seattle

# Accreditation/Certification Summary

Client: SCS Engineers  
 Project/Site: Coupeville Solid Waste Facility Groundwa

Job ID: 580-98685-1

## Laboratory: Eurofins TestAmerica, Seattle

Unless otherwise noted, all analytes for this laboratory were covered under each accreditation/certification below.

Authority	Program	Identification Number	Expiration Date
Washington	State	C553	02-18-21

The following analytes are included in this report, but the laboratory is not certified by the governing authority. This list may include analytes for which the agency does not offer certification.

Analysis Method	Prep Method	Matrix	Analyte
300.0		Water	Chloride
300.0		Water	Fluoride
300.0		Water	Sulfate
8260C LL		Water	1,1,1,2-Tetrachloroethane
8260C LL		Water	1,1,1-Trichloroethane
8260C LL		Water	1,1,2,2-Tetrachloroethane
8260C LL		Water	1,1,2-Trichloroethane
8260C LL		Water	1,1-Dichloroethane
8260C LL		Water	1,1-Dichloroethene
8260C LL		Water	1,2,3-Trichloropropane
8260C LL		Water	1,2-Dibromo-3-Chloropropane
8260C LL		Water	1,2-Dibromoethane
8260C LL		Water	1,2-Dichlorobenzene
8260C LL		Water	1,2-Dichloroethane
8260C LL		Water	1,2-Dichloropropane
8260C LL		Water	1,4-Dichlorobenzene
8260C LL		Water	2-Butanone
8260C LL		Water	2-Hexanone
8260C LL		Water	4-Methyl-2-pentanone
8260C LL		Water	Acetone
8260C LL		Water	Acrylonitrile
8260C LL		Water	Benzene
8260C LL		Water	Bromochloromethane
8260C LL		Water	Bromodichloromethane
8260C LL		Water	Bromoform
8260C LL		Water	Bromomethane
8260C LL		Water	Carbon disulfide
8260C LL		Water	Carbon tetrachloride
8260C LL		Water	Chlorobenzene
8260C LL		Water	Chloroethane
8260C LL		Water	Chloroform
8260C LL		Water	Chloromethane
8260C LL		Water	cis-1,2-Dichloroethene
8260C LL		Water	cis-1,3-Dichloropropene
8260C LL		Water	Dibromochloromethane
8260C LL		Water	Dibromomethane
8260C LL		Water	Ethylbenzene
8260C LL		Water	m,p-Xylene
8260C LL		Water	Methyl iodide
8260C LL		Water	Methylene Chloride
8260C LL		Water	o-Xylene
8260C LL		Water	Styrene
8260C LL		Water	Tetrachloroethene
8260C LL		Water	Toluene
8260C LL		Water	trans-1,2-Dichloroethene

# Accreditation/Certification Summary

Client: SCS Engineers  
Project/Site: Coupeville Solid Waste Facility Groundwa

Job ID: 580-98685-1

## Laboratory: Eurofins TestAmerica, Seattle (Continued)

Unless otherwise noted, all analytes for this laboratory were covered under each accreditation/certification below.

Authority	Program	Identification Number	Expiration Date
Washington	State	C553	02-18-21
8260C LL	Water	trans-1,3-Dichloropropene	
8260C LL	Water	trans-1,4-Dichloro-2-butene	
8260C LL	Water	Trichloroethene	
8260C LL	Water	Trichlorofluoromethane	
8260C LL	Water	Vinyl acetate	
8260C LL	Water	Vinyl chloride	
SM 2320B	Water	Alkalinity	
SM 2320B	Water	Bicarbonate Alkalinity as CaCO <sub>3</sub>	
SM 2320B	Water	Carbonate Alkalinity as CaCO <sub>3</sub>	
SM 2320B	Water	Hydroxide Alkalinity as CaCO <sub>3</sub>	
SM 2540C	Water	Total Dissolved Solids	
SM 5310B	Water	Total Organic Carbon	

# Sample Summary

Client: SCS Engineers  
Project/Site: Coupeville Solid Waste Facility Groundwa

Job ID: 580-98685-1

Lab Sample ID	Client Sample ID	Matrix	Collected	Received	Asset ID
580-98685-1	1020-11	Water	10/30/20 11:05	11/02/20 11:31	
580-98685-2	1020-01	Water	10/30/20 11:00	11/02/20 11:31	
580-98685-3	Trip Blank	Water	10/30/20 00:01	11/02/20 11:31	

- 1
- 2
- 3
- 4
- 5
- 6
- 7
- 8
- 9
- 10
- 11



# Login Sample Receipt Checklist

Client: SCS Engineers

Job Number: 580-98685-1


**Login Number: 98685**

**List Source: Eurofins TestAmerica, Seattle**

**List Number: 1**

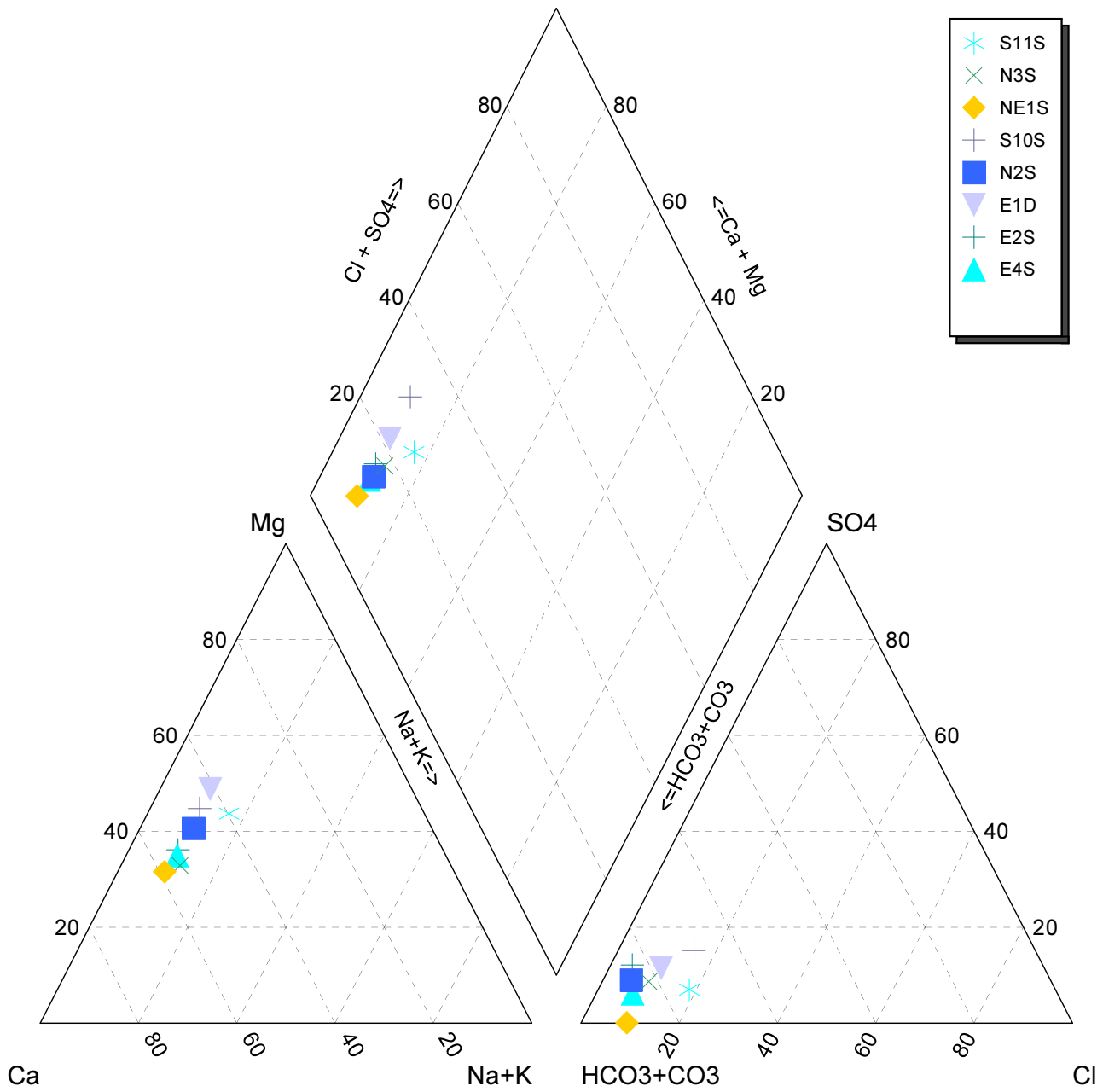
**Creator: Blankinship, Tom X**

Question	Answer	Comment
Radioactivity wasn't checked or is <math>\leq</math> background as measured by a survey meter.	True	
The cooler's custody seal, if present, is intact.	True	
Sample custody seals, if present, are intact.	True	
The cooler or samples do not appear to have been compromised or tampered with.	True	
Samples were received on ice.	True	
Cooler Temperature is acceptable.	True	
Cooler Temperature is recorded.	True	
COC is present.	True	
COC is filled out in ink and legible.	True	
COC is filled out with all pertinent information.	True	
Is the Field Sampler's name present on COC?	True	
There are no discrepancies between the containers received and the COC.	True	
Samples are received within Holding Time (excluding tests with immediate HTs)	False	Refer to Job Narrative for details.
Sample containers have legible labels.	True	
Containers are not broken or leaking.	True	
Sample collection date/times are provided.	True	
Appropriate sample containers are used.	True	
Sample bottles are completely filled.	True	
Sample Preservation Verified.	True	
There is sufficient vol. for all requested analyses, incl. any requested MS/MSDs	True	
Containers requiring zero headspace have no headspace or bubble is <math><6\text{mm}</math> (1/4").	True	
Multiphasic samples are not present.	True	
Samples do not require splitting or compositing.	True	
Residual Chlorine Checked.	N/A	



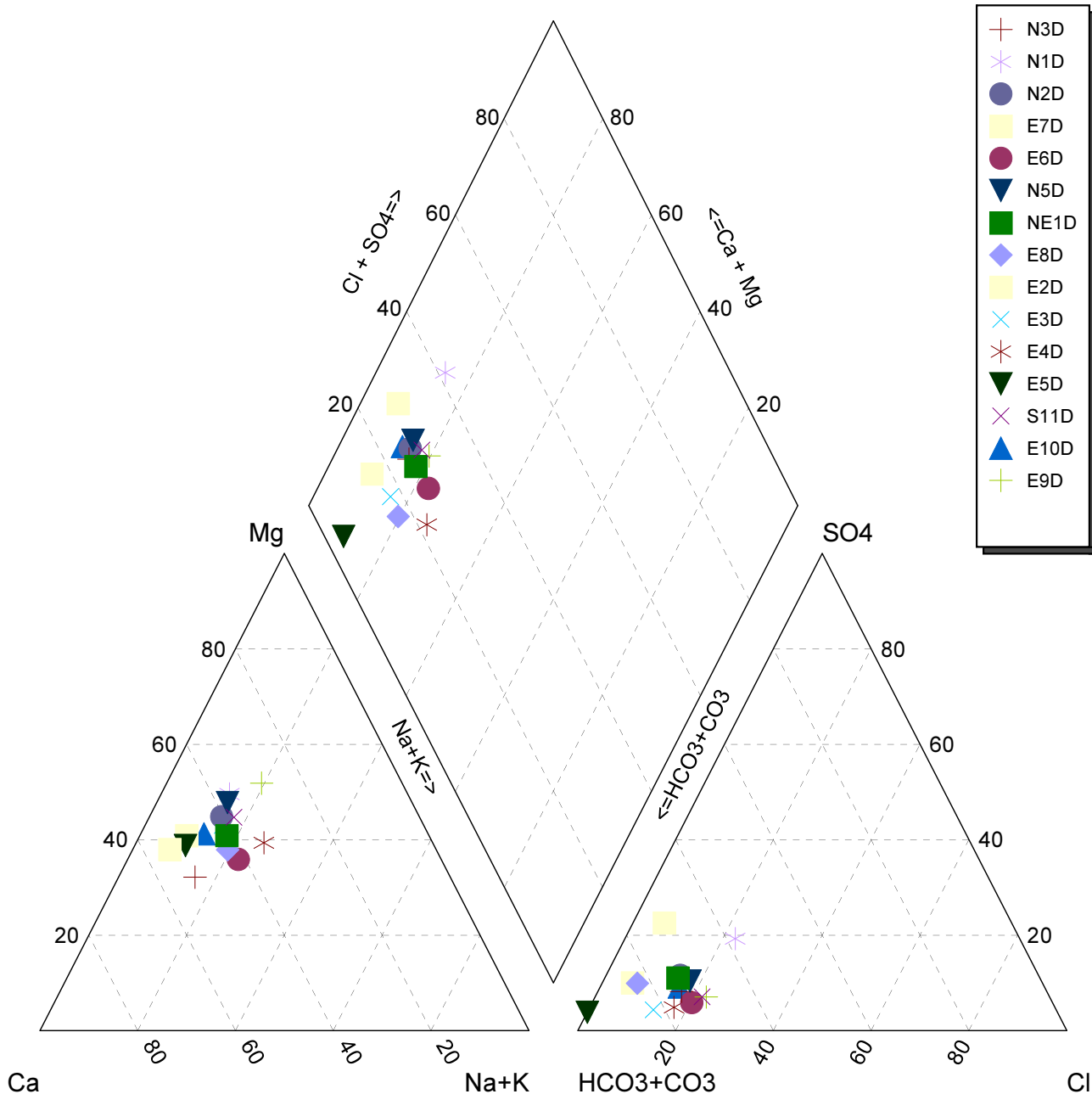
Appendix C  
2020 Groundwater Geochemical Evaluation





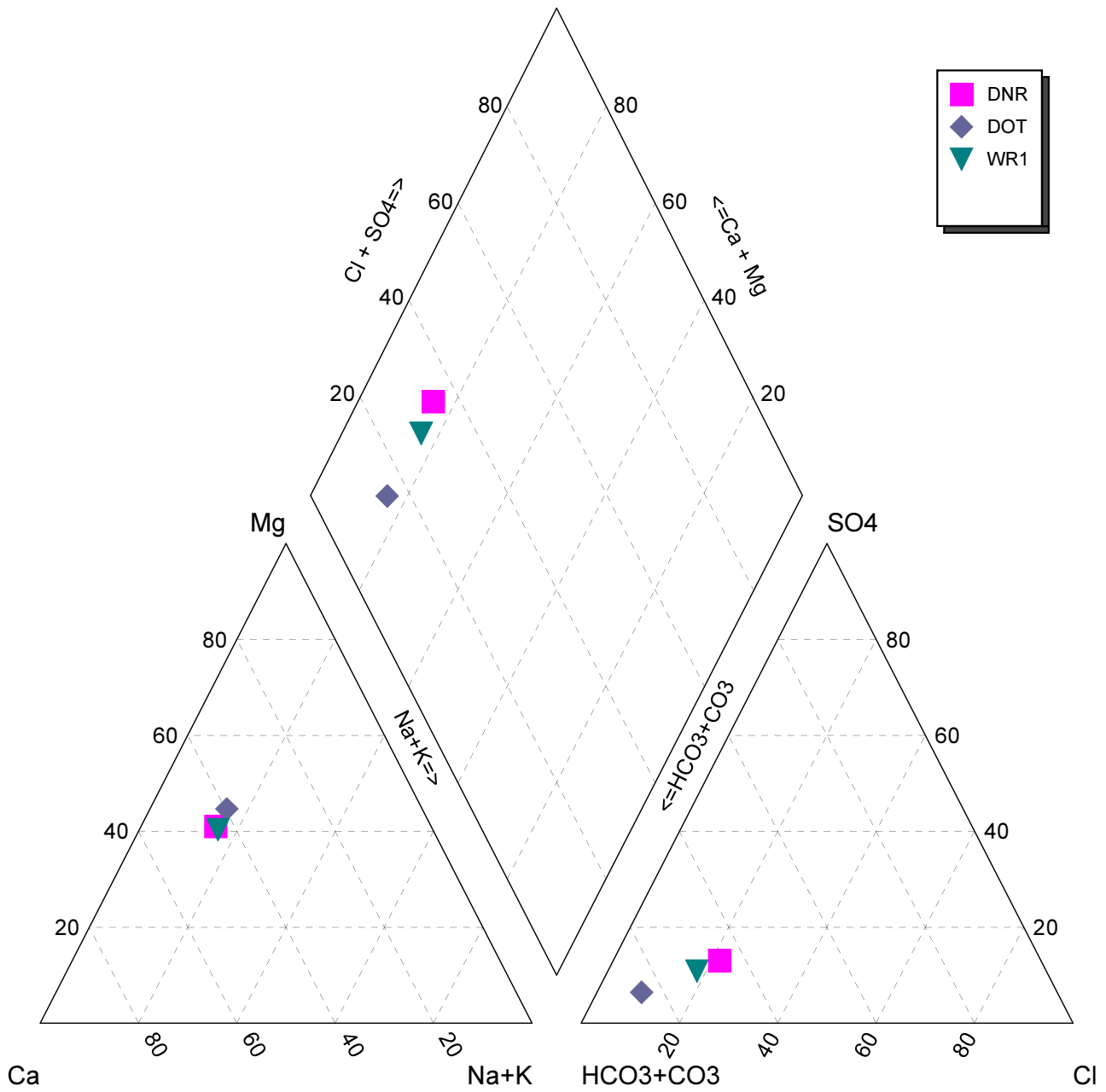
DESCRIPTION: 2Q20 Piper Plot - Aquifer 1

	PROJECT: Coupeville Solid Waste Facility	PROJECT NO: 04207033.13
	CLIENT: Island County Public Works	DATE: January 2021



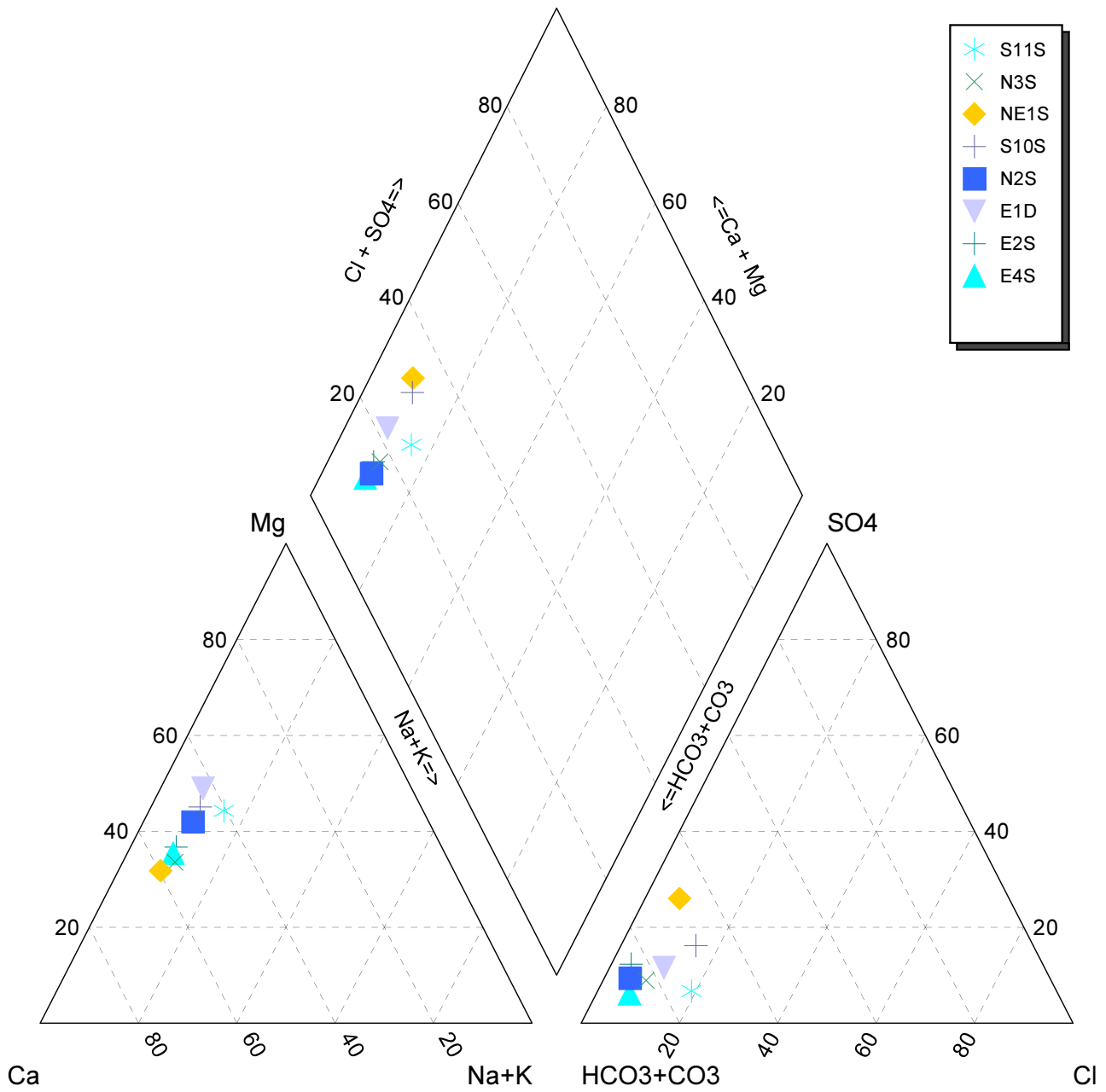
DESCRIPTION: 2Q20 Piper Plot - Aquifer 2

	PROJECT: Coupeville Solid Waste Facility	PROJECT NO: 04207033.13
	CLIENT: Island County Public Works	DATE: January 2021



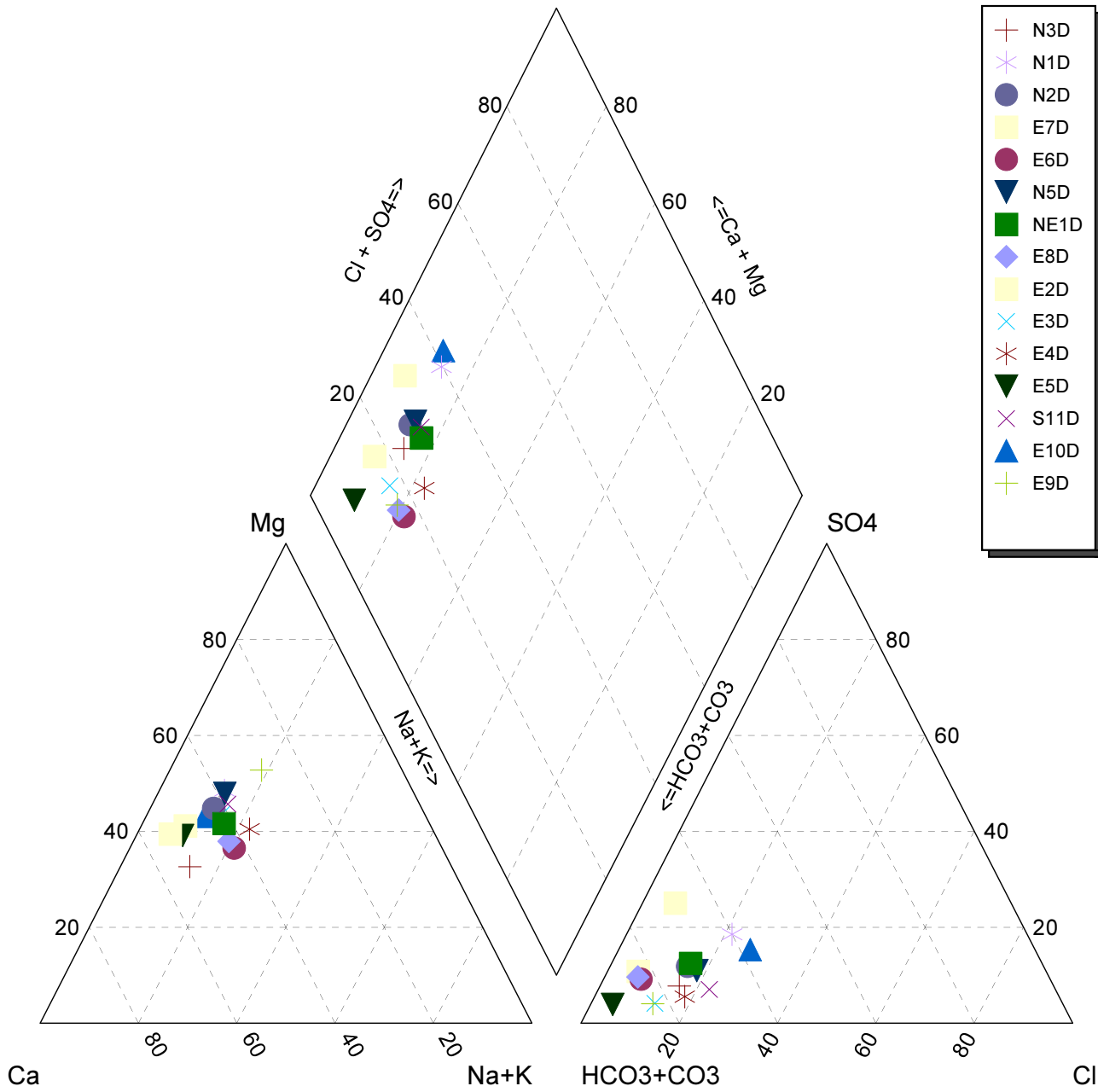
DESCRIPTION: 2Q20 Piper Plot - Water Supply Wells

	PROJECT: Coupeville Solid Waste Facility	PROJECT NO: 04207033.13
	CLIENT: Island County Public Works	DATE: January 2021



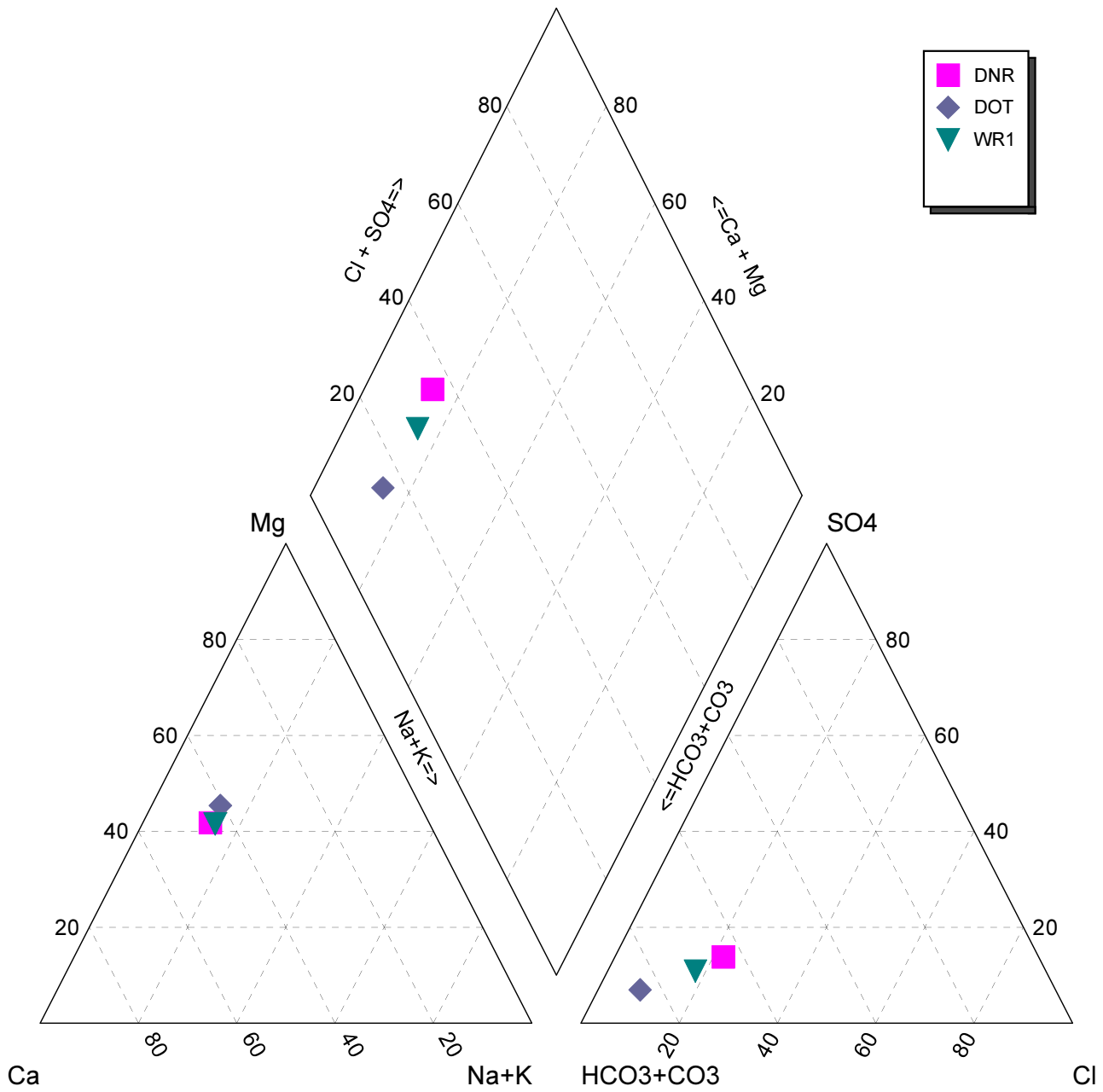
DESCRIPTION: 4Q20 Piper Plot - Aquifer 1

	PROJECT: Coupeville Solid Waste Facility	PROJECT NO: 04207033.13
	CLIENT: Island County Public Works	DATE: January 2021



DESCRIPTION: 4Q20 Piper Plot - Aquifer 2

	PROJECT: Coupeville Solid Waste Facility	PROJECT NO: 04207033.13
	CLIENT: Island County Public Works	DATE: January 2021



DESCRIPTION: 4Q20 Piper Plot - Water Supply Wells

PROJECT: Coupeville Solid Waste Facility

PROJECT NO: 04207033.13

CLIENT: Island County Public Works

DATE: January 2021

## Cation/Anion Balance

Location DNR  
Sample Date 5/19/2020

Major Ions	Conversion Factor +	mg/l	meq/l
Na	0.04350	29.00	1.26
Fe	0.03581	<0.15	<0
Mn	0.0364	<0.01	<0.0004
K	0.02258	5.30	0.136
Ca	0.04990	81.00	4.04
Mg	0.08229	46.00	3.79
		Sum of Cations	9.22 meq/L
Cl	0.02821	67.00	1.89
SO4	0.02082	55.00	1.15
NO3	0.01613	<0.20	<0.00
HCO3	0.01639	348.00	5.70
		Sum of Anions	8.74 meq/L
Balance (% difference) *			2.69 %

+ mg/l to meq/l

\*  $[(\text{Total anions} - \text{Total cations}) / (\text{Total anions} + \text{Total cations})] * 100$

## Cation/Anion Balance

Location DOT  
Sample Date 5/19/2020

Major Ions	Conversion Factor +	mg/l	meq/l
Na	0.04350	26.00	1.13
Fe	0.03581	0.59	0
Mn	0.0364	0.15	0.0055
K	0.02258	6.50	0.166
Ca	0.04990	66.00	3.29
Mg	0.08229	45.00	3.70
Sum of Cations			8.3 meq/L
Cl	0.02821	24.00	0.68
SO4	0.02082	23.00	0.48
NO3	0.01613	<0.20	<0.00
HCO3	0.01639	384.00	6.29
Sum of Anions			7.45 meq/L
Balance (% difference) *			5.37 %

+ mg/l to meq/l

\*  $[(\text{Total anions} - \text{Total cations}) / (\text{Total anions} + \text{Total cations})] * 100$

## Cation/Anion Balance

Location E10D  
Sample Date 5/20/2020

Major Ions	Conversion Factor +	mg/l	meq/l
Na	0.04350	31.00	1.35
Fe	0.03581	1.1	0
Mn	0.0364	0.084	0.0031
K	0.02258	7.90	0.202
Ca	0.04990	110.00	5.49
Mg	0.08229	60.00	4.94
Sum of Cations			11.98 meq/L
Cl	0.02821	59.00	1.66
SO4	0.02082	45.00	0.94
NO3	0.01613	0.60	0.01
HCO3	0.01639	468.00	7.67
Sum of Anions			10.28 meq/L
Balance (% difference) *			7.63 %

+ mg/l to meq/l

\*  $[(\text{Total anions} - \text{Total cations}) / (\text{Total anions} + \text{Total cations})] * 100$

## Cation/Anion Balance

Location E1D  
Sample Date 5/19/2020

Major Ions	Conversion Factor +	mg/l	meq/l
Na	0.04350	46.00	2.00
Fe	0.03581	<0.15	<0
Mn	0.0364	0.052	0.0019
K	0.02258	9.20	0.235
Ca	0.04990	180.00	8.98
Mg	0.08229	130.00	10.70
Sum of Cations			21.9 meq/L
Cl	0.02821	75.00	2.12
SO4	0.02082	110.00	2.29
NO3	0.01613	1.30	0.02
HCO3	0.01639	948.00	15.54
Sum of Anions			19.96 meq/L
Balance (% difference) *			4.66 %

+ mg/l to meq/l

\*  $[(\text{Total anions} - \text{Total cations}) / (\text{Total anions} + \text{Total cations})] * 100$

## Cation/Anion Balance

Location E2D  
Sample Date 5/19/2020

Major Ions	Conversion Factor +	mg/l	meq/l
Na	0.04350	35.00	1.52
Fe	0.03581	<0.15	<0
Mn	0.0364	0.058	0.0021
K	0.02258	8.30	0.212
Ca	0.04990	180.00	8.98
Mg	0.08229	90.00	7.41
Sum of Cations			18.13 meq/L
Cl	0.02821	36.00	1.02
SO4	0.02082	79.00	1.65
NO3	0.01613	8.20	0.13
HCO3	0.01639	840.00	13.77
Sum of Anions			16.56 meq/L
Balance (% difference) *			4.51 %

+ mg/l to meq/l

\*  $[(\text{Total anions} - \text{Total cations}) / (\text{Total anions} + \text{Total cations})] * 100$

## Cation/Anion Balance

Location E2S  
Sample Date 5/19/2020

Major Ions	Conversion Factor +	mg/l	meq/l
Na	0.04350	30.00	1.30
Fe	0.03581	<0.15	<0
Mn	0.0364	0.42	0.0153
K	0.02258	6.90	0.176
Ca	0.04990	160.00	7.98
Mg	0.08229	65.00	5.35
Sum of Cations			14.83 meq/L
Cl	0.02821	20.00	0.56
SO4	0.02082	74.00	1.54
NO3	0.01613	8.60	0.14
HCO3	0.01639	648.00	10.62
Sum of Anions			12.86 meq/L
Balance (% difference) *			7.10 %

+ mg/l to meq/l

\*  $[(\text{Total anions} - \text{Total cations}) / (\text{Total anions} + \text{Total cations})] * 100$

## Cation/Anion Balance

Location E3D  
Sample Date 5/18/2020

Major Ions	Conversion Factor +	mg/l	meq/l
Na	0.04350	26.00	1.13
Fe	0.03581	<0.15	<0
Mn	0.0364	0.27	0.0098
K	0.02258	6.60	0.169
Ca	0.04990	68.00	3.39
Mg	0.08229	43.00	3.54
		Sum of Cations	8.24 meq/L
Cl	0.02821	36.00	1.02
SO4	0.02082	16.00	0.33
NO3	0.01613	0.55	0.01
HCO3	0.01639	384.00	6.29
		Sum of Anions	7.65 meq/L
Balance (% difference) *			3.71 %

+ mg/l to meq/l

\*  $[(\text{Total anions} - \text{Total cations}) / (\text{Total anions} + \text{Total cations})] * 100$

## Cation/Anion Balance

Location E4D  
Sample Date 5/18/2020

Major Ions	Conversion Factor +	mg/l	meq/l
Na	0.04350	30.00	1.30
Fe	0.03581	<0.15	<0
Mn	0.0364	0.073	0.0027
K	0.02258	11.00	0.281
Ca	0.04990	42.00	2.10
Mg	0.08229	29.00	2.39
Sum of Cations			6.07 meq/L
Cl	0.02821	34.00	0.96
SO4	0.02082	13.00	0.27
NO3	0.01613	<0.20	<0.00
HCO3	0.01639	264.00	4.33
Sum of Anions			5.56 meq/L
Balance (% difference) *			4.40 %

+ mg/l to meq/l

\*  $[(\text{Total anions} - \text{Total cations}) / (\text{Total anions} + \text{Total cations})] * 100$

## Cation/Anion Balance

Location E4S  
Sample Date 5/18/2020

Major Ions	Conversion Factor +	mg/l	meq/l
Na	0.04350	31.00	1.35
Fe	0.03581	<0.15	<0
Mn	0.0364	<0.01	<0.0004
K	0.02258	6.70	0.171
Ca	0.04990	160.00	7.98
Mg	0.08229	62.00	5.10
		Sum of Cations	14.6 meq/L
Cl	0.02821	35.00	0.99
SO4	0.02082	39.00	0.81
NO3	0.01613	4.00	0.06
HCO3	0.01639	696.00	11.41
		Sum of Anions	13.27 meq/L
Balance (% difference) *			4.79 %

+ mg/l to meq/l

\*  $[(\text{Total anions} - \text{Total cations}) / (\text{Total anions} + \text{Total cations})] * 100$

## Cation/Anion Balance

Location E5D  
Sample Date 5/19/2020

Major Ions	Conversion Factor +	mg/l	meq/l
Na	0.04350	33.00	1.44
Fe	0.03581	1.8	0
Mn	0.0364	0.23	0.0084
K	0.02258	7.60	0.194
Ca	0.04990	160.00	7.98
Mg	0.08229	74.00	6.09
		Sum of Cations	15.7 meq/L
Cl	0.02821	<0.45	<0.01
SO4	0.02082	25.00	0.52
NO3	0.01613	0.89	0.01
HCO3	0.01639	792.00	12.98
		Sum of Anions	13.53 meq/L
Balance (% difference) *			7.47 %

+ mg/l to meq/l

\*  $[(\text{Total anions} - \text{Total cations}) / (\text{Total anions} + \text{Total cations})] * 100$

## Cation/Anion Balance

Location E6D  
Sample Date 5/19/2020

Major Ions	Conversion Factor +	mg/l	meq/l
Na	0.04350	36.00	1.57
Fe	0.03581	1.2	0
Mn	0.0364	0.57	0.0208
K	0.02258	5.90	0.151
Ca	0.04990	63.00	3.14
Mg	0.08229	33.00	2.72
		Sum of Cations	7.6 meq/L
Cl	0.02821	54.00	1.52
SO4	0.02082	21.00	0.44
NO3	0.01613	2.90	0.05
HCO3	0.01639	336.00	5.51
		Sum of Anions	7.51 meq/L
Balance (% difference) *			0.55 %

+ mg/l to meq/l

\*  $[(\text{Total anions} - \text{Total cations}) / (\text{Total anions} + \text{Total cations})] * 100$

## Cation/Anion Balance

Location E7D  
Sample Date 5/19/2020

Major Ions	Conversion Factor +	mg/l	meq/l
Na	0.04350	36.00	1.57
Fe	0.03581	<0.15	<0
Mn	0.0364	0.74	0.0269
K	0.02258	9.30	0.238
Ca	0.04990	260.00	12.97
Mg	0.08229	110.00	9.05
Sum of Cations			23.86 meq/L
Cl	0.02821	50.00	1.41
SO4	0.02082	240.00	5.00
NO3	0.01613	<0.20	<0.00
HCO3	0.01639	960.00	15.73
Sum of Anions			22.15 meq/L
Balance (% difference) *			3.72 %

+ mg/l to meq/l

\*  $[(\text{Total anions} - \text{Total cations}) / (\text{Total anions} + \text{Total cations})] * 100$

## Cation/Anion Balance

Location E8D  
Sample Date 5/19/2020

Major Ions	Conversion Factor +	mg/l	meq/l
Na	0.04350	24.00	1.04
Fe	0.03581	1.3	0
Mn	0.0364	0.28	0.0102
K	0.02258	5.40	0.138
Ca	0.04990	52.00	2.59
Mg	0.08229	28.00	2.30
		Sum of Cations	6.09 meq/L
Cl	0.02821	14.00	0.39
SO4	0.02082	26.00	0.54
NO3	0.01613	<0.20	<0.00
HCO3	0.01639	276.00	4.52
		Sum of Anions	5.46 meq/L
		Balance (% difference) *	5.44 %

+ mg/l to meq/l

\*  $[(\text{Total anions} - \text{Total cations}) / (\text{Total anions} + \text{Total cations})] * 100$

## Cation/Anion Balance

Location E9D  
Sample Date 5/20/2020

Major Ions	Conversion Factor +	mg/l	meq/l
Na	0.04350	16.00	0.70
Fe	0.03581	<0.15	<0
Mn	0.0364	0.05	0.0018
K	0.02258	15.00	0.384
Ca	0.04990	32.00	1.60
Mg	0.08229	35.00	2.88
Sum of Cations			5.56 meq/L
Cl	0.02821	43.00	1.21
SO4	0.02082	18.00	0.38
NO3	0.01613	<0.20	<0.00
HCO3	0.01639	228.00	3.74
Sum of Anions			5.33 meq/L
Balance (% difference) *			2.12 %

+ mg/l to meq/l

\*  $[(\text{Total anions} - \text{Total cations}) / (\text{Total anions} + \text{Total cations})] * 100$

## Cation/Anion Balance

Location N1D  
Sample Date 5/18/2020

Major Ions	Conversion Factor +	mg/l	meq/l
Na	0.04350	47.00	2.04
Fe	0.03581	0.34	0
Mn	0.0364	0.32	0.0116
K	0.02258	9.90	0.253
Ca	0.04990	120.00	5.99
Mg	0.08229	99.00	8.15
Sum of Cations			16.44 meq/L
Cl	0.02821	130.00	3.67
SO4	0.02082	150.00	3.13
NO3	0.01613	0.77	0.01
HCO3	0.01639	576.00	9.44
Sum of Anions			16.24 meq/L
Balance (% difference) *			0.61 %

+ mg/l to meq/l

\*  $[(\text{Total anions} - \text{Total cations}) / (\text{Total anions} + \text{Total cations})] * 100$

## Cation/Anion Balance

Location N2D  
Sample Date 5/18/2020

Major Ions	Conversion Factor +	mg/l	meq/l
Na	0.04350	41.00	1.78
Fe	0.03581	<0.15	<0
Mn	0.0364	<0.01	<0.0004
K	0.02258	8.60	0.220
Ca	0.04990	110.00	5.49
Mg	0.08229	74.00	6.09
Sum of Cations			13.58 meq/L
Cl	0.02821	68.00	1.92
SO4	0.02082	70.00	1.46
NO3	0.01613	4.50	0.07
HCO3	0.01639	564.00	9.24
Sum of Anions			12.7 meq/L
Balance (% difference) *			3.39 %

+ mg/l to meq/l

\*  $[(\text{Total anions} - \text{Total cations}) / (\text{Total anions} + \text{Total cations})] * 100$

## Cation/Anion Balance

Location N2S  
Sample Date 5/18/2020

Major Ions	Conversion Factor +	mg/l	meq/l
Na	0.04350	28.00	1.22
Fe	0.03581	<0.15	<0
Mn	0.0364	<0.01	<0.0004
K	0.02258	9.20	0.235
Ca	0.04990	130.00	6.49
Mg	0.08229	66.00	5.43
Sum of Cations			13.37 meq/L
Cl	0.02821	23.00	0.65
SO4	0.02082	49.00	1.02
NO3	0.01613	8.10	0.13
HCO3	0.01639	588.00	9.64
Sum of Anions			11.44 meq/L
Balance (% difference) *			7.80 %

+ mg/l to meq/l

\*  $[(\text{Total anions} - \text{Total cations}) / (\text{Total anions} + \text{Total cations})] * 100$

## Cation/Anion Balance

Location N3D  
Sample Date 5/18/2020

Major Ions	Conversion Factor +	mg/l	meq/l
Na	0.04350	22.00	0.96
Fe	0.03581	<0.15	<0
Mn	0.0364	0.032	0.0012
K	0.02258	6.40	0.164
Ca	0.04990	75.00	3.74
Mg	0.08229	28.00	2.30
		Sum of Cations	7.17 meq/L
Cl	0.02821	40.00	1.13
SO4	0.02082	26.00	0.54
NO3	0.01613	<0.20	<0.00
HCO3	0.01639	300.00	4.92
		Sum of Anions	6.59 meq/L
Balance (% difference) *			4.21 %

+ mg/l to meq/l

\*  $[(\text{Total anions} - \text{Total cations}) / (\text{Total anions} + \text{Total cations})] * 100$

## Cation/Anion Balance

Location N3S  
Sample Date 5/18/2020

Major Ions	Conversion Factor +	mg/l	meq/l
Na	0.04350	29.00	1.26
Fe	0.03581	<0.15	<0
Mn	0.0364	<0.01	<0.0004
K	0.02258	6.10	0.156
Ca	0.04990	130.00	6.49
Mg	0.08229	47.00	3.87
Sum of Cations			11.77 meq/L
Cl	0.02821	34.00	0.96
SO4	0.02082	42.00	0.88
NO3	0.01613	7.60	0.12
HCO3	0.01639	504.00	8.26
Sum of Anions			10.22 meq/L
Balance (% difference) *			7.08 %

+ mg/l to meq/l

\*  $[(\text{Total anions} - \text{Total cations}) / (\text{Total anions} + \text{Total cations})] * 100$

## Cation/Anion Balance

Location N5D  
Sample Date 5/19/2020

Major Ions	Conversion Factor +	mg/l	meq/l
Na	0.04350	47.00	2.04
Fe	0.03581	<0.15	<0
Mn	0.0364	0.16	0.0058
K	0.02258	9.90	0.253
Ca	0.04990	120.00	5.99
Mg	0.08229	92.00	7.57
Sum of Cations			15.86 meq/L
Cl	0.02821	95.00	2.68
SO4	0.02082	75.00	1.56
NO3	0.01613	0.91	0.01
HCO3	0.01639	660.00	10.82
Sum of Anions			15.07 meq/L
Balance (% difference) *			2.55 %

+ mg/l to meq/l

\*  $[(\text{Total anions} - \text{Total cations}) / (\text{Total anions} + \text{Total cations})] * 100$

## Cation/Anion Balance

Location NE1D  
Sample Date 5/18/2020

Major Ions	Conversion Factor +	mg/l	meq/l
Na	0.04350	26.00	1.13
Fe	0.03581	<0.15	<0
Mn	0.0364	<0.01	<0.0004
K	0.02258	6.10	0.156
Ca	0.04990	60.00	2.99
Mg	0.08229	36.00	2.96
Sum of Cations			7.24 meq/L
Cl	0.02821	38.00	1.07
SO4	0.02082	38.00	0.79
NO3	0.01613	<0.20	<0.00
HCO3	0.01639	324.00	5.31
Sum of Anions			7.18 meq/L
Balance (% difference) *			0.47 %

+ mg/l to meq/l

\*  $[(\text{Total anions} - \text{Total cations}) / (\text{Total anions} + \text{Total cations})] * 100$

## Cation/Anion Balance

Location NE1S  
Sample Date 5/18/2020

Major Ions	Conversion Factor +	mg/l	meq/l
Na	0.04350	19.00	0.83
Fe	0.03581	<0.15	<0
Mn	0.0364	<0.01	<0.0004
K	0.02258	5.70	0.146
Ca	0.04990	120.00	5.99
Mg	0.08229	39.00	3.21
Sum of Cations			10.17 meq/L
Cl	0.02821	23.00	0.65
SO4	0.02082	<0.60	<0.01
NO3	0.01613	7.50	0.12
HCO3	0.01639	384.00	6.29
Sum of Anions			7.08 meq/L
Balance (% difference) *			17.94 %

+ mg/l to meq/l

\*  $[(\text{Total anions} - \text{Total cations}) / (\text{Total anions} + \text{Total cations})] * 100$

## Cation/Anion Balance

Location S10S  
Sample Date 5/19/2020

Major Ions	Conversion Factor +	mg/l	meq/l
Na	0.04350	27.00	1.17
Fe	0.03581	<0.15	<0
Mn	0.0364	<0.01	<0.0004
K	0.02258	6.20	0.159
Ca	0.04990	120.00	5.99
Mg	0.08229	72.00	5.92
		Sum of Cations	13.25 meq/L
Cl	0.02821	56.00	1.58
SO4	0.02082	74.00	1.54
NO3	0.01613	24.00	0.39
HCO3	0.01639	432.00	7.08
		Sum of Anions	10.59 meq/L
Balance (% difference) *			11.15 %

+ mg/l to meq/l

\*  $[(\text{Total anions} - \text{Total cations}) / (\text{Total anions} + \text{Total cations})] * 100$

## Cation/Anion Balance

Location S11D  
Sample Date 5/19/2020

Major Ions	Conversion Factor +	mg/l	meq/l
Na	0.04350	36.00	1.57
Fe	0.03581	<0.15	<0
Mn	0.0364	0.15	0.0055
K	0.02258	7.30	0.187
Ca	0.04990	77.00	3.84
Mg	0.08229	55.00	4.53
		Sum of Cations	10.13 meq/L
Cl	0.02821	73.00	2.06
SO4	0.02082	32.00	0.67
NO3	0.01613	<0.20	<0.00
HCO3	0.01639	408.00	6.69
		Sum of Anions	9.42 meq/L
		Balance (% difference) *	3.64 %

+ mg/l to meq/l

\*  $[(\text{Total anions} - \text{Total cations}) / (\text{Total anions} + \text{Total cations})] * 100$

## Cation/Anion Balance

Location S11S  
Sample Date 5/19/2020

Major Ions	Conversion Factor +	mg/l	meq/l
Na	0.04350	35.00	1.52
Fe	0.03581	<0.15	<0
Mn	0.0364	0.19	0.0069
K	0.02258	6.40	0.164
Ca	0.04990	81.00	4.04
Mg	0.08229	54.00	4.44
		Sum of Cations	10.18 meq/L
Cl	0.02821	61.00	1.72
SO4	0.02082	31.00	0.65
NO3	0.01613	<0.20	<0.00
HCO3	0.01639	420.00	6.88
		Sum of Anions	9.25 meq/L
		Balance (% difference) *	4.76 %

+ mg/l to meq/l

\*  $[(\text{Total anions} - \text{Total cations}) / (\text{Total anions} + \text{Total cations})] * 100$

## Cation/Anion Balance

Location WR1  
Sample Date 5/20/2020

Major Ions	Conversion Factor +	mg/l	meq/l
Na	0.04350	32.00	1.39
Fe	0.03581	<0.15	<0
Mn	0.0364	<0.01	<0.0004
K	0.02258	5.80	0.148
Ca	0.04990	84.00	4.19
Mg	0.08229	47.00	3.87
Sum of Cations			9.6 meq/L
Cl	0.02821	57.00	1.61
SO4	0.02082	46.00	0.96
NO3	0.01613	2.10	0.03
HCO3	0.01639	384.00	6.29
Sum of Anions			8.9 meq/L
Balance (% difference) *			3.82 %

+ mg/l to meq/l

\*  $[(\text{Total anions} - \text{Total cations}) / (\text{Total anions} + \text{Total cations})] * 100$

## Cation/Anion Balance

Location DNR  
Sample Date 10/30/2020

Major Ions	Conversion Factor +	mg/l	meq/l
Na	0.04350	27.00	1.17
Fe	0.03581	<0.15	<0
Mn	0.0364	<0.01	<0.0004
K	0.02258	5.80	0.148
Ca	0.04990	86.00	4.29
Mg	0.08229	49.00	4.03
		Sum of Cations	9.65 meq/L
Cl	0.02821	67.00	1.89
SO4	0.02082	57.00	1.19
NO3	0.01613	0.41	0.01
HCO3	0.01639	336.00	5.51
		Sum of Anions	8.59 meq/L
		Balance (% difference) *	5.79 %

+ mg/l to meq/l

\*  $[(\text{Total anions} - \text{Total cations}) / (\text{Total anions} + \text{Total cations})] * 100$

## Cation/Anion Balance

Location DOT  
Sample Date 10/30/2020

Major Ions	Conversion Factor +	mg/l	meq/l
Na	0.04350	23.00	1.00
Fe	0.03581	<0.15	<0
Mn	0.0364	0.14	0.0051
K	0.02258	6.50	0.166
Ca	0.04990	68.00	3.39
Mg	0.08229	46.00	3.79
		Sum of Cations	8.35 meq/L
Cl	0.02821	22.00	0.62
SO4	0.02082	24.00	0.50
NO3	0.01613	<0.08	<0.00
HCO3	0.01639	372.00	6.10
		Sum of Anions	7.22 meq/L
		Balance (% difference) *	7.27 %

+ mg/l to meq/l

\*  $[(\text{Total anions} - \text{Total cations}) / (\text{Total anions} + \text{Total cations})] * 100$

## Cation/Anion Balance

Location E10D  
Sample Date 10/29/2020

Major Ions	Conversion Factor +	mg/l	meq/l
Na	0.04350	29.00	1.26
Fe	0.03581	0.92	0
Mn	0.0364	0.073	0.0027
K	0.02258	7.70	0.197
Ca	0.04990	110.00	5.49
Mg	0.08229	64.00	5.27
		Sum of Cations	12.22 meq/L
Cl	0.02821	58.00	1.64
SO4	0.02082	45.00	0.94
NO3	0.01613	<0.20	<0.00
HCO3	0.01639	216.00	3.54
		Sum of Anions	6.12 meq/L
Balance (% difference) *			33.27 %

+ mg/l to meq/l

\*  $[(\text{Total anions} - \text{Total cations}) / (\text{Total anions} + \text{Total cations})] * 100$

## Cation/Anion Balance

Location E1D  
Sample Date 10/29/2020

Major Ions	Conversion Factor +	mg/l	meq/l
Na	0.04350	41.00	1.78
Fe	0.03581	<0.15	<0
Mn	0.0364	0.044	0.0016
K	0.02258	9.90	0.253
Ca	0.04990	200.00	9.98
Mg	0.08229	140.00	11.52
Sum of Cations			23.54 meq/L
Cl	0.02821	78.00	2.20
SO4	0.02082	110.00	2.29
NO3	0.01613	<0.20	<0.00
HCO3	0.01639	936.00	15.34
Sum of Anions			19.83 meq/L
Balance (% difference) *			8.54 %

+ mg/l to meq/l

\*  $[(\text{Total anions} - \text{Total cations}) / (\text{Total anions} + \text{Total cations})] * 100$

## Cation/Anion Balance

Location E2D  
Sample Date 10/29/2020

Major Ions	Conversion Factor +	mg/l	meq/l
Na	0.04350	32.00	1.39
Fe	0.03581	<0.15	<0
Mn	0.0364	0.053	0.0019
K	0.02258	8.40	0.215
Ca	0.04990	180.00	8.98
Mg	0.08229	90.00	7.41
		Sum of Cations	18.0 meq/L
Cl	0.02821	34.00	0.96
SO4	0.02082	80.00	1.67
NO3	0.01613	6.90	0.11
HCO3	0.01639	780.00	12.78
		Sum of Anions	15.52 meq/L
Balance (% difference) *			7.39 %

+ mg/l to meq/l

\*  $[(\text{Total anions} - \text{Total cations}) / (\text{Total anions} + \text{Total cations})] * 100$

## Cation/Anion Balance

Location E2S  
Sample Date 10/29/2020

Major Ions	Conversion Factor +	mg/l	meq/l
Na	0.04350	29.00	1.26
Fe	0.03581	<0.15	<0
Mn	0.0364	0.48	0.0175
K	0.02258	7.70	0.197
Ca	0.04990	170.00	8.48
Mg	0.08229	70.00	5.76
Sum of Cations			15.72 meq/L
Cl	0.02821	18.00	0.51
SO4	0.02082	75.00	1.56
NO3	0.01613	8.60	0.14
HCO3	0.01639	648.00	10.62
Sum of Anions			12.83 meq/L
Balance (% difference) *			10.13 %

+ mg/l to meq/l

\*  $[(\text{Total anions} - \text{Total cations}) / (\text{Total anions} + \text{Total cations})] * 100$

## Cation/Anion Balance

Location E3D  
Sample Date 10/29/2020

Major Ions	Conversion Factor +	mg/l	meq/l
Na	0.04350	27.00	1.17
Fe	0.03581	<0.15	<0
Mn	0.0364	0.3	0.0109
K	0.02258	6.80	0.174
Ca	0.04990	74.00	3.69
Mg	0.08229	47.00	3.87
Sum of Cations			8.92 meq/L
Cl	0.02821	35.00	0.99
SO4	0.02082	15.00	0.31
NO3	0.01613	<0.20	<0.00
HCO3	0.01639	384.00	6.29
Sum of Anions			7.6 meq/L
Balance (% difference) *			8.01 %

+ mg/l to meq/l

\*  $[(\text{Total anions} - \text{Total cations}) / (\text{Total anions} + \text{Total cations})] * 100$

## Cation/Anion Balance

Location E4D  
Sample Date 10/29/2020

Major Ions	Conversion Factor +	mg/l	meq/l
Na	0.04350	26.00	1.13
Fe	0.03581	<0.15	<0
Mn	0.0364	0.08	0.0029
K	0.02258	11.00	0.281
Ca	0.04990	47.00	2.35
Mg	0.08229	31.00	2.55
		Sum of Cations	6.31 meq/L
Cl	0.02821	32.00	0.90
SO4	0.02082	13.00	0.27
NO3	0.01613	<0.20	<0.00
HCO3	0.01639	228.00	3.74
		Sum of Anions	4.91 meq/L
Balance (% difference) *			12.46 %

+ mg/l to meq/l

\*  $[(\text{Total anions} - \text{Total cations}) / (\text{Total anions} + \text{Total cations})] * 100$

## Cation/Anion Balance

Location E4S  
Sample Date 10/29/2020

Major Ions	Conversion Factor +	mg/l	meq/l
Na	0.04350	29.00	1.26
Fe	0.03581	<0.15	<0
Mn	0.0364	<0.01	<0.0004
K	0.02258	6.80	0.174
Ca	0.04990	170.00	8.48
Mg	0.08229	66.00	5.43
		Sum of Cations	15.35 meq/L
Cl	0.02821	31.00	0.87
SO4	0.02082	38.00	0.79
NO3	0.01613	3.60	0.06
HCO3	0.01639	684.00	11.21
		Sum of Anions	12.93 meq/L
Balance (% difference) *			8.54 %

+ mg/l to meq/l

\*  $[(\text{Total anions} - \text{Total cations}) / (\text{Total anions} + \text{Total cations})] * 100$

## Cation/Anion Balance

Location E5D  
Sample Date 10/29/2020

Major Ions	Conversion Factor +	mg/l	meq/l
Na	0.04350	33.00	1.44
Fe	0.03581	1.9	0
Mn	0.0364	0.22	0.0080
K	0.02258	8.20	0.210
Ca	0.04990	180.00	8.98
Mg	0.08229	83.00	6.83
Sum of Cations			17.47 meq/L
Cl	0.02821	23.00	0.65
SO4	0.02082	27.00	0.56
NO3	0.01613	<0.20	<0.00
HCO3	0.01639	804.00	13.18
Sum of Anions			14.4 meq/L
Balance (% difference) *			9.65 %

+ mg/l to meq/l

\*  $[(\text{Total anions} - \text{Total cations}) / (\text{Total anions} + \text{Total cations})] * 100$

## Cation/Anion Balance

Location E6D  
Sample Date 10/29/2020

Major Ions	Conversion Factor +	mg/l	meq/l
Na	0.04350	34.00	1.48
Fe	0.03581	1.4	0
Mn	0.0364	0.56	0.0204
K	0.02258	5.90	0.151
Ca	0.04990	65.00	3.24
Mg	0.08229	34.00	2.80
		Sum of Cations	7.69 meq/L
Cl	0.02821	18.00	0.51
SO4	0.02082	29.00	0.60
NO3	0.01613	<0.20	<0.00
HCO3	0.01639	336.00	5.51
		Sum of Anions	6.62 meq/L
Balance (% difference) *			7.47 %

+ mg/l to meq/l

\*  $[(\text{Total anions} - \text{Total cations}) / (\text{Total anions} + \text{Total cations})] * 100$

## Cation/Anion Balance

Location E7D  
Sample Date 10/29/2020

Major Ions	Conversion Factor +	mg/l	meq/l
Na	0.04350	33.00	1.44
Fe	0.03581	<0.15	<0
Mn	0.0364	0.72	0.0262
K	0.02258	9.60	0.246
Ca	0.04990	270.00	13.47
Mg	0.08229	120.00	9.87
		Sum of Cations	25.06 meq/L
Cl	0.02821	53.00	1.49
SO4	0.02082	270.00	5.63
NO3	0.01613	<0.20	<0.00
HCO3	0.01639	936.00	15.34
		Sum of Anions	22.46 meq/L
Balance (% difference) *			5.46 %

+ mg/l to meq/l

\*  $[(\text{Total anions} - \text{Total cations}) / (\text{Total anions} + \text{Total cations})] * 100$

## Cation/Anion Balance

Location E8D  
Sample Date 10/29/2020

Major Ions	Conversion Factor +	mg/l	meq/l
Na	0.04350	24.00	1.04
Fe	0.03581	1	0
Mn	0.0364	0.28	0.0102
K	0.02258	5.50	0.141
Ca	0.04990	52.00	2.59
Mg	0.08229	28.00	2.30
		Sum of Cations	6.09 meq/L
Cl	0.02821	13.00	0.37
SO4	0.02082	25.00	0.52
NO3	0.01613	<0.20	<0.00
HCO3	0.01639	276.00	4.52
		Sum of Anions	5.41 meq/L
Balance (% difference) *			5.91 %

+ mg/l to meq/l

\*  $[(\text{Total anions} - \text{Total cations}) / (\text{Total anions} + \text{Total cations})] * 100$

## Cation/Anion Balance

Location E9D  
Sample Date 10/29/2020

Major Ions	Conversion Factor +	mg/l	meq/l
Na	0.04350	16.00	0.70
Fe	0.03581	<0.15	<0
Mn	0.0364	0.035	0.0013
K	0.02258	16.00	0.409
Ca	0.04990	34.00	1.70
Mg	0.08229	38.00	3.13
		Sum of Cations	5.93 meq/L
Cl	0.02821	41.00	1.16
SO4	0.02082	18.00	0.38
NO3	0.01613	<0.20	<0.00
HCO3	0.01639	468.00	7.67
		Sum of Anions	9.2 meq/L
Balance (% difference) *			-21.64 %

+ mg/l to meq/l

\*  $[(\text{Total anions} - \text{Total cations}) / (\text{Total anions} + \text{Total cations})] * 100$

## Cation/Anion Balance

Location N1D  
Sample Date 10/29/2020

Major Ions	Conversion Factor +	mg/l	meq/l
Na	0.04350	46.00	2.00
Fe	0.03581	<0.15	<0
Mn	0.0364	0.32	0.0116
K	0.02258	9.70	0.248
Ca	0.04990	130.00	6.49
Mg	0.08229	100.00	8.23
Sum of Cations			16.98 meq/L
Cl	0.02821	120.00	3.38
SO4	0.02082	140.00	2.92
NO3	0.01613	<0.20	<0.00
HCO3	0.01639	576.00	9.44
Sum of Anions			15.74 meq/L
Balance (% difference) *			3.77 %

+ mg/l to meq/l

\*  $[(\text{Total anions} - \text{Total cations}) / (\text{Total anions} + \text{Total cations})] * 100$

## Cation/Anion Balance

Location N2D  
Sample Date 10/29/2020

Major Ions	Conversion Factor +	mg/l	meq/l
Na	0.04350	37.00	1.61
Fe	0.03581	<0.15	<0
Mn	0.0364	<0.01	<0.0004
K	0.02258	8.50	0.217
Ca	0.04990	120.00	5.99
Mg	0.08229	77.00	6.34
Sum of Cations			14.15 meq/L
Cl	0.02821	70.00	1.97
SO4	0.02082	71.00	1.48
NO3	0.01613	3.50	0.06
HCO3	0.01639	552.00	9.05
Sum of Anions			12.56 meq/L
Balance (% difference) *			5.97 %

+ mg/l to meq/l

\*  $[(\text{Total anions} - \text{Total cations}) / (\text{Total anions} + \text{Total cations})] * 100$

## Cation/Anion Balance

Location N2S  
Sample Date 10/29/2020

Major Ions	Conversion Factor +	mg/l	meq/l
Na	0.04350	26.00	1.13
Fe	0.03581	<0.15	<0
Mn	0.0364	<0.01	<0.0004
K	0.02258	9.00	0.230
Ca	0.04990	130.00	6.49
Mg	0.08229	69.00	5.68
Sum of Cations			13.53 meq/L
Cl	0.02821	21.00	0.59
SO4	0.02082	51.00	1.06
NO3	0.01613	6.90	0.11
HCO3	0.01639	588.00	9.64
Sum of Anions			11.4 meq/L
Balance (% difference) *			8.52 %

+ mg/l to meq/l

\*  $[(\text{Total anions} - \text{Total cations}) / (\text{Total anions} + \text{Total cations})] * 100$

## Cation/Anion Balance

Location N3D  
Sample Date 10/29/2020

Major Ions	Conversion Factor +	mg/l	meq/l
Na	0.04350	20.00	0.87
Fe	0.03581	<0.15	<0
Mn	0.0364	0.025	0.0009
K	0.02258	6.40	0.164
Ca	0.04990	78.00	3.89
Mg	0.08229	29.00	2.39
Sum of Cations			7.31 meq/L
Cl	0.02821	37.00	1.04
SO4	0.02082	24.00	0.50
NO3	0.01613	<0.20	<0.00
HCO3	0.01639	300.00	4.92
Sum of Anions			6.46 meq/L
Balance (% difference) *			6.17 %

+ mg/l to meq/l

\*  $[(\text{Total anions} - \text{Total cations}) / (\text{Total anions} + \text{Total cations})] * 100$

## Cation/Anion Balance

Location N3S  
Sample Date 10/29/2020

Major Ions	Conversion Factor +	mg/l	meq/l
Na	0.04350	27.00	1.17
Fe	0.03581	<0.15	<0
Mn	0.0364	<0.01	<0.0004
K	0.02258	6.20	0.159
Ca	0.04990	140.00	6.99
Mg	0.08229	51.00	4.20
		Sum of Cations	12.52 meq/L
Cl	0.02821	31.00	0.87
SO4	0.02082	43.00	0.90
NO3	0.01613	6.80	0.11
HCO3	0.01639	504.00	8.26
		Sum of Anions	10.14 meq/L
Balance (% difference) *			10.49 %

+ mg/l to meq/l

\*  $[(\text{Total anions} - \text{Total cations}) / (\text{Total anions} + \text{Total cations})] * 100$

## Cation/Anion Balance

Location N5D  
Sample Date 10/30/2020

Major Ions	Conversion Factor +	mg/l	meq/l
Na	0.04350	47.00	2.04
Fe	0.03581	<0.15	<0
Mn	0.0364	0.15	0.0055
K	0.02258	10.00	0.256
Ca	0.04990	130.00	6.49
Mg	0.08229	98.00	8.06
		Sum of Cations	16.86 meq/L
Cl	0.02821	98.00	2.76
SO4	0.02082	80.00	1.67
NO3	0.01613	<0.08	<0.00
HCO3	0.01639	660.00	10.82
		Sum of Anions	15.25 meq/L
Balance (% difference) *			5.01 %

+ mg/l to meq/l

\*  $[(\text{Total anions} - \text{Total cations}) / (\text{Total anions} + \text{Total cations})] * 100$

## Cation/Anion Balance

Location NE1D  
Sample Date 10/30/2020

Major Ions	Conversion Factor +	mg/l	meq/l
Na	0.04350	25.00	1.09
Fe	0.03581	<0.15	<0
Mn	0.0364	<0.01	<0.0004
K	0.02258	6.10	0.156
Ca	0.04990	63.00	3.14
Mg	0.08229	38.00	3.13
Sum of Cations			7.51 meq/L
Cl	0.02821	36.00	1.02
SO4	0.02082	38.00	0.79
NO3	0.01613	<0.20	<0.00
HCO3	0.01639	276.00	4.52
Sum of Anions			6.33 meq/L
Balance (% difference) *			8.53 %

+ mg/l to meq/l

\*  $[(\text{Total anions} - \text{Total cations}) / (\text{Total anions} + \text{Total cations})] * 100$

## Cation/Anion Balance

Location NE1S  
Sample Date 10/30/2020

Major Ions	Conversion Factor +	mg/l	meq/l
Na	0.04350	18.00	0.78
Fe	0.03581	<0.15	<0
Mn	0.0364	<0.01	<0.0004
K	0.02258	6.00	0.153
Ca	0.04990	130.00	6.49
Mg	0.08229	42.00	3.46
Sum of Cations			10.88 meq/L
Cl	0.02821	22.00	0.62
SO4	0.02082	110.00	2.29
NO3	0.01613	6.80	0.11
HCO3	0.01639	360.00	5.90
Sum of Anions			8.92 meq/L
Balance (% difference) *			9.89 %

+ mg/l to meq/l

\*  $[(\text{Total anions} - \text{Total cations}) / (\text{Total anions} + \text{Total cations})] * 100$

## Cation/Anion Balance

Location S10S  
Sample Date 10/29/2020

Major Ions	Conversion Factor +	mg/l	meq/l
Na	0.04350	27.00	1.17
Fe	0.03581	<0.15	<0
Mn	0.0364	<0.01	<0.0004
K	0.02258	6.30	0.161
Ca	0.04990	120.00	5.99
Mg	0.08229	73.00	6.01
		Sum of Cations	13.33 meq/L
Cl	0.02821	56.00	1.58
SO4	0.02082	80.00	1.67
NO3	0.01613	26.00	0.42
HCO3	0.01639	432.00	7.08
		Sum of Anions	10.75 meq/L
Balance (% difference) *			10.74 %

+ mg/l to meq/l

\*  $[(\text{Total anions} - \text{Total cations}) / (\text{Total anions} + \text{Total cations})] * 100$

## Cation/Anion Balance

Location S11D  
Sample Date 10/29/2020

Major Ions	Conversion Factor +	mg/l	meq/l
Na	0.04350	33.00	1.44
Fe	0.03581	<0.15	<0
Mn	0.0364	0.15	0.0055
K	0.02258	7.70	0.197
Ca	0.04990	83.00	4.14
Mg	0.08229	59.00	4.85
Sum of Cations			10.63 meq/L
Cl	0.02821	74.00	2.09
SO4	0.02082	31.00	0.65
NO3	0.01613	<0.20	<0.00
HCO3	0.01639	396.00	6.49
Sum of Anions			9.23 meq/L
Balance (% difference) *			7.09 %

+ mg/l to meq/l

\*  $[(\text{Total anions} - \text{Total cations}) / (\text{Total anions} + \text{Total cations})] * 100$

## Cation/Anion Balance

Location S11S  
Sample Date 10/29/2020

Major Ions	Conversion Factor +	mg/l	meq/l
Na	0.04350	32.00	1.39
Fe	0.03581	<0.15	<0
Mn	0.0364	0.2	0.0073
K	0.02258	6.50	0.166
Ca	0.04990	83.00	4.14
Mg	0.08229	55.00	4.53
Sum of Cations			10.23 meq/L
Cl	0.02821	61.00	1.72
SO4	0.02082	29.00	0.60
NO3	0.01613	<0.20	<0.00
HCO3	0.01639	408.00	6.69
Sum of Anions			9.01 meq/L
Balance (% difference) *			6.33 %

+ mg/l to meq/l

\*  $[(\text{Total anions} - \text{Total cations}) / (\text{Total anions} + \text{Total cations})] * 100$

## Cation/Anion Balance

Location WR1  
Sample Date 10/30/2020

Major Ions	Conversion Factor +	mg/l	meq/l
Na	0.04350	30.00	1.30
Fe	0.03581	<0.15	<0
Mn	0.0364	<0.01	<0.0004
K	0.02258	5.40	0.138
Ca	0.04990	85.00	4.24
Mg	0.08229	49.00	4.03
		Sum of Cations	9.72 meq/L
Cl	0.02821	56.00	1.58
SO4	0.02082	46.00	0.96
NO3	0.01613	1.50	0.02
HCO3	0.01639	384.00	6.29
		Sum of Anions	8.86 meq/L
Balance (% difference) *			4.64 %

+ mg/l to meq/l

\*  $[(\text{Total anions} - \text{Total cations}) / (\text{Total anions} + \text{Total cations})] * 100$

Table C1 - pH Times Series - Aquifer 1  
 2020 Annual Monitoring Report  
 Coupeville Solid Waste Facility, Island County, Washington

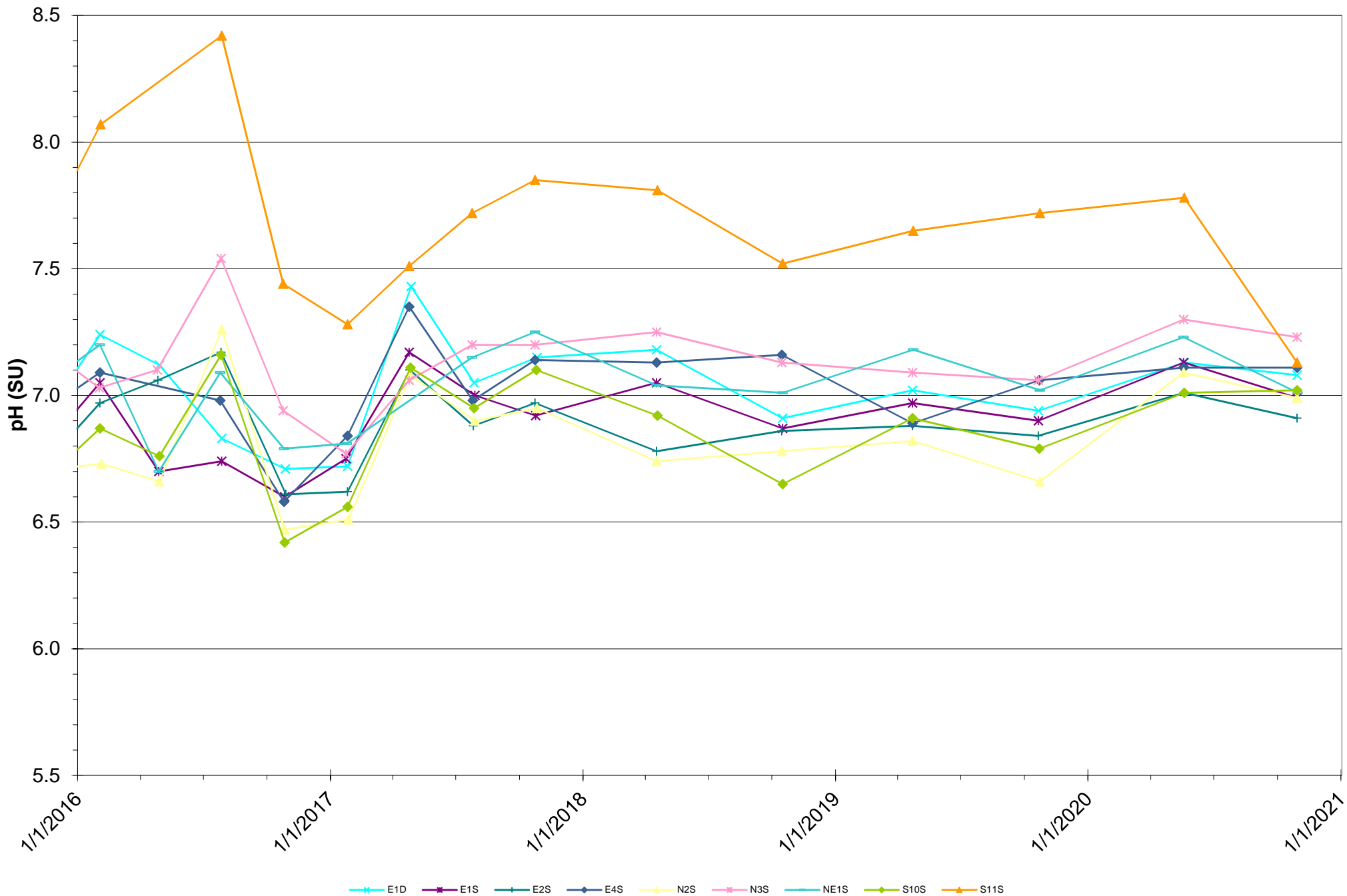


Table C2 - pH Times Series - Aquifer 2  
 2020 Annual Monitoring Report  
 Coupeville Solid Waste Facility, Island County, Washington

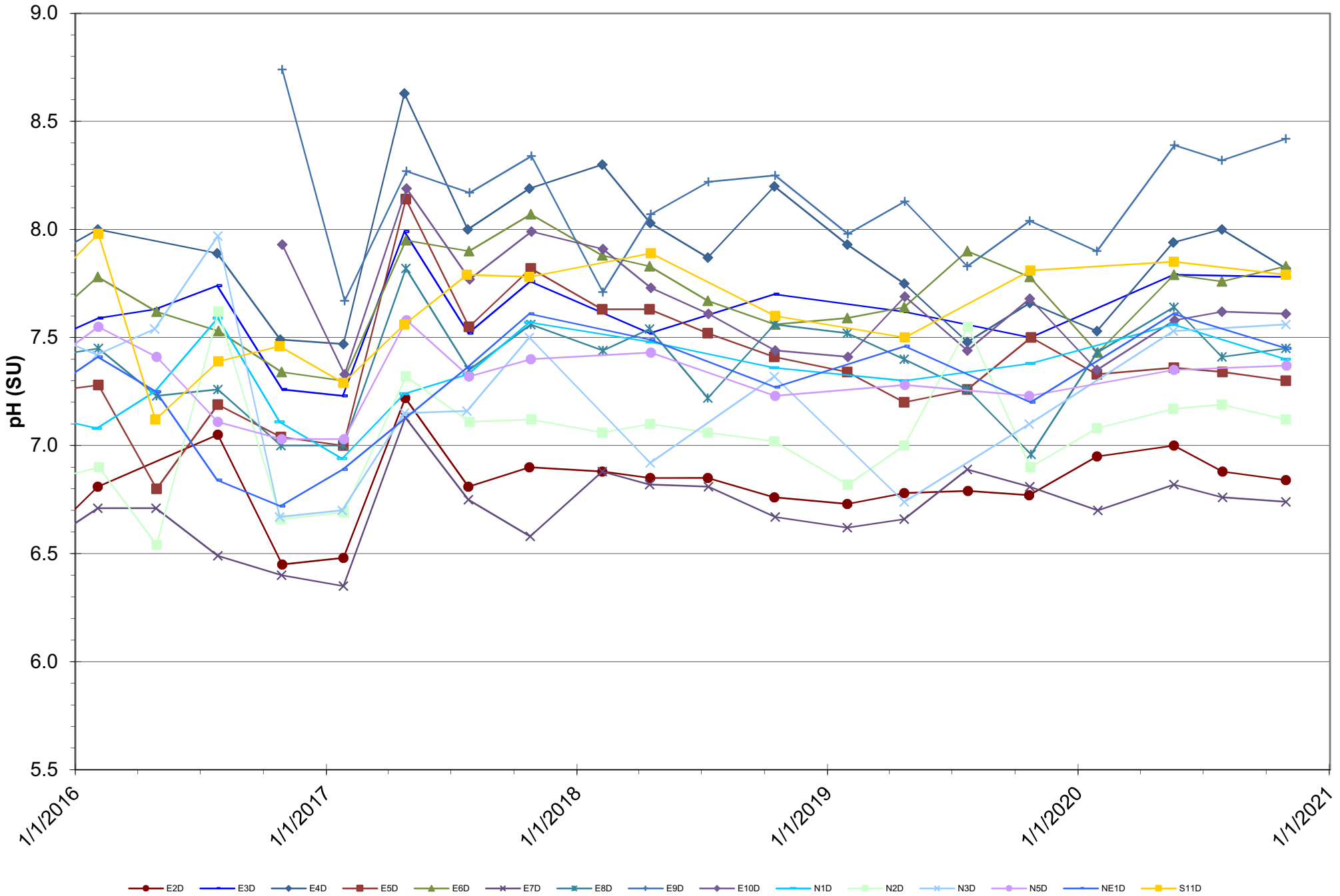


Table C3 - pH Times Series - Pumping Wells  
2020 Annual Monitoring Report  
Coupeville Solid Waste Facility, Island County, Washington

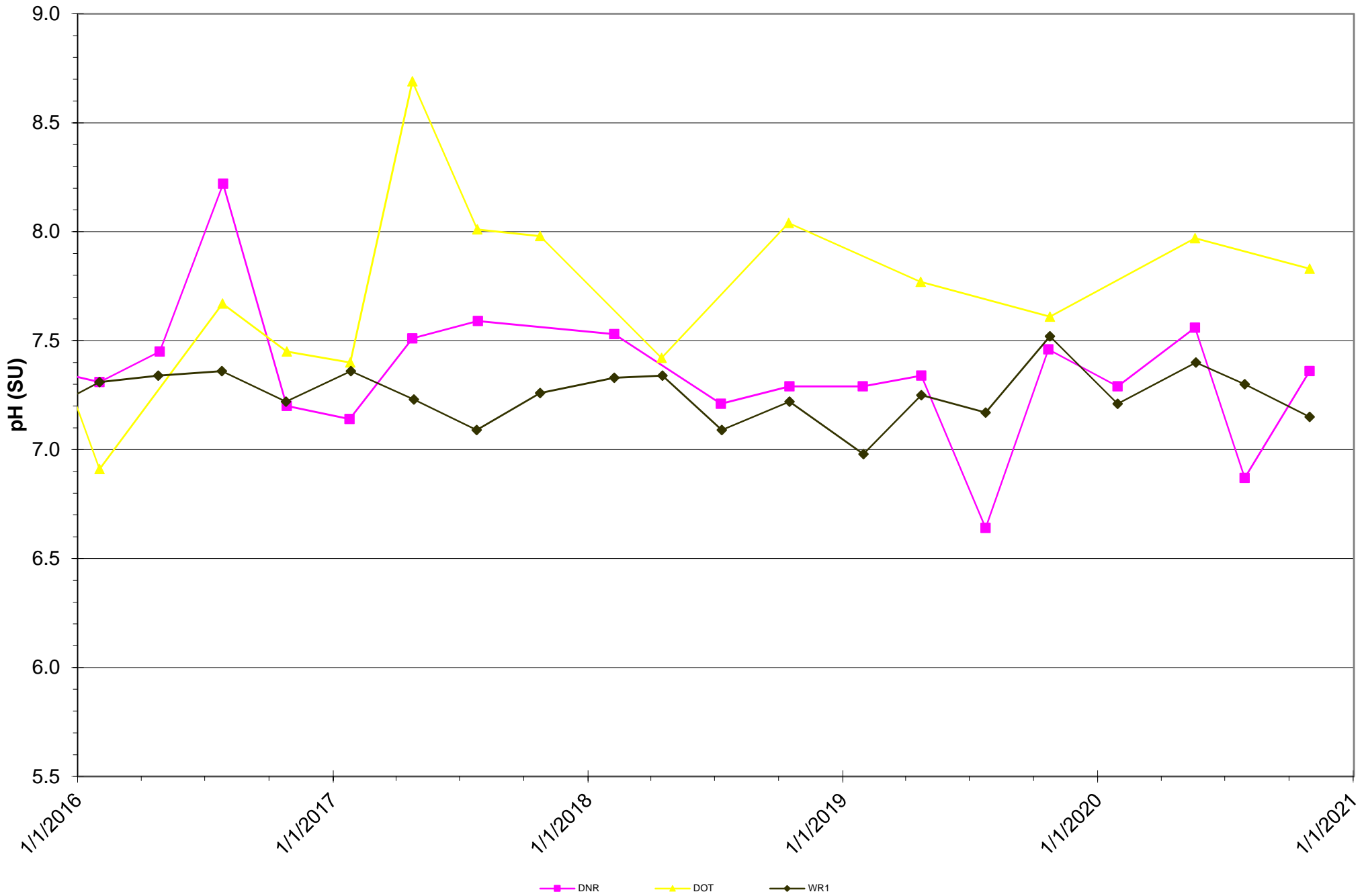


Table C4 - Specific Conductivity Time Series - Aquifer 1  
 2020 Annual Monitoring Report  
 Coupeville Solid Waste Facility, Island County, Washington

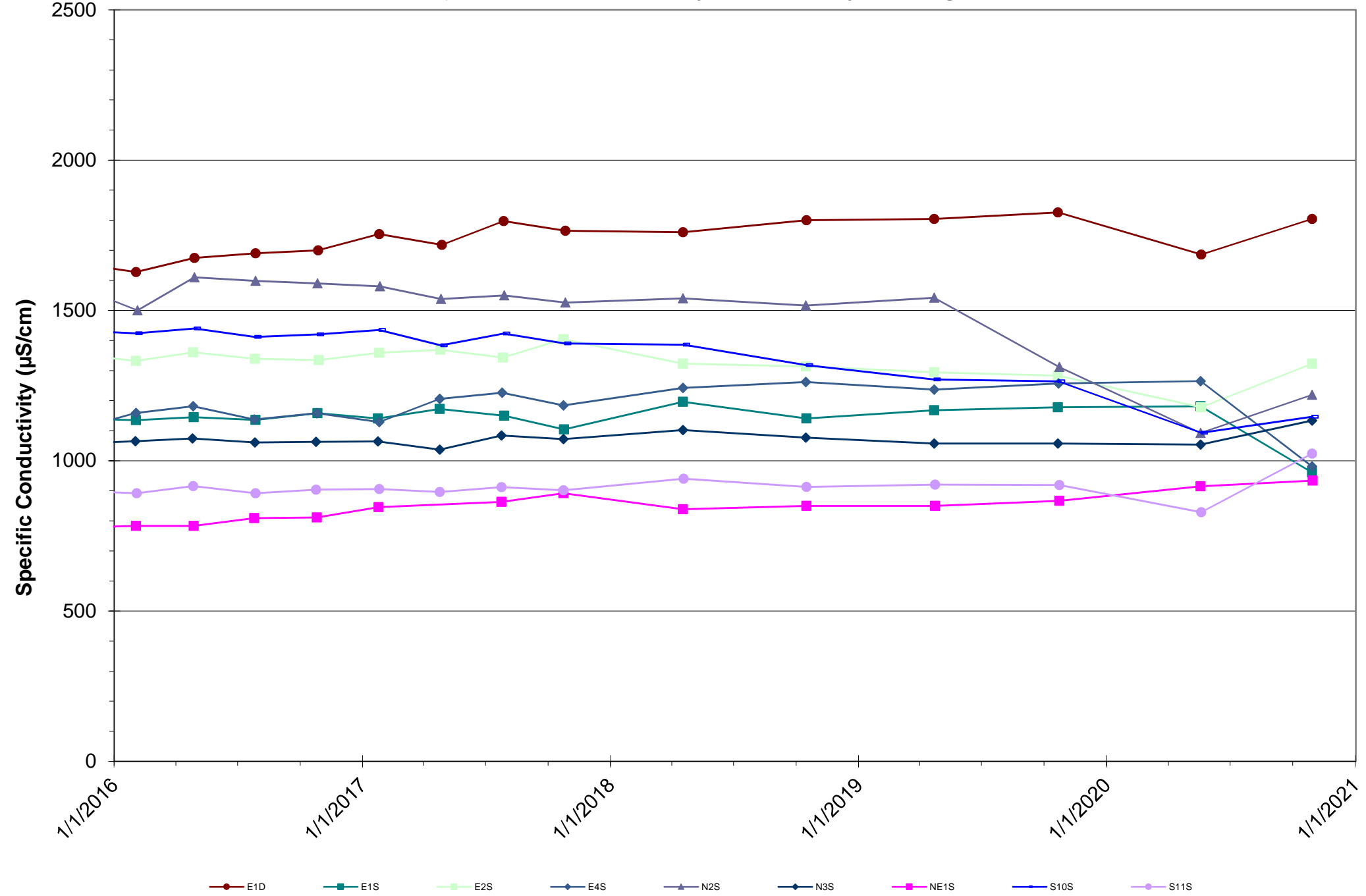


Table C5 - Specific Conductivity Time Series - Aquifer 2  
 2020 Annual Monitoring Report  
 Coupeville Solid Waste Facility, Island County, Washington

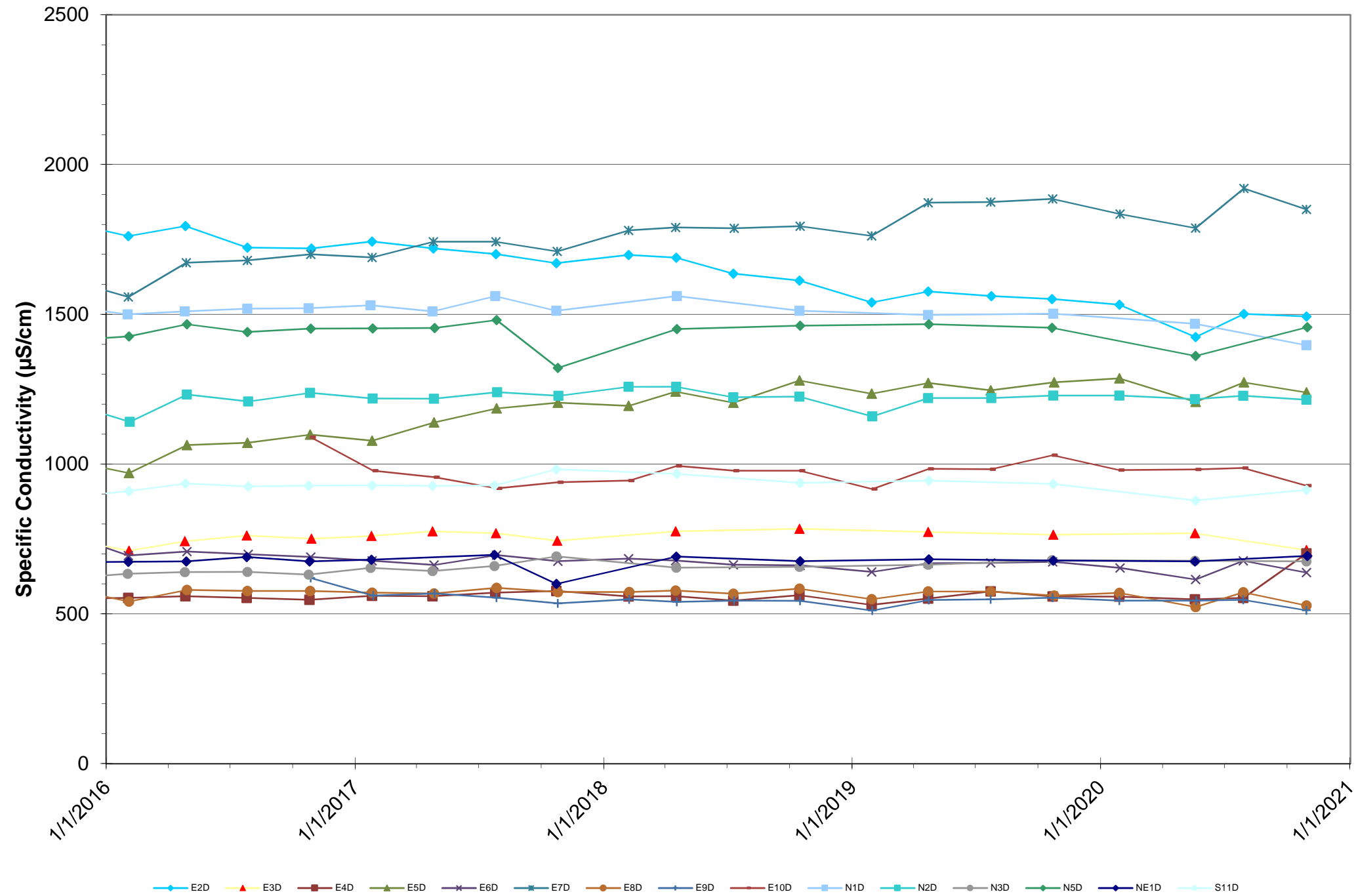


Table C6 - Specific Conductivity Time Series - Pumping Wells  
2020 Annual Monitoring Report  
Coupeville Solid Waste Facility, Island County, Washington

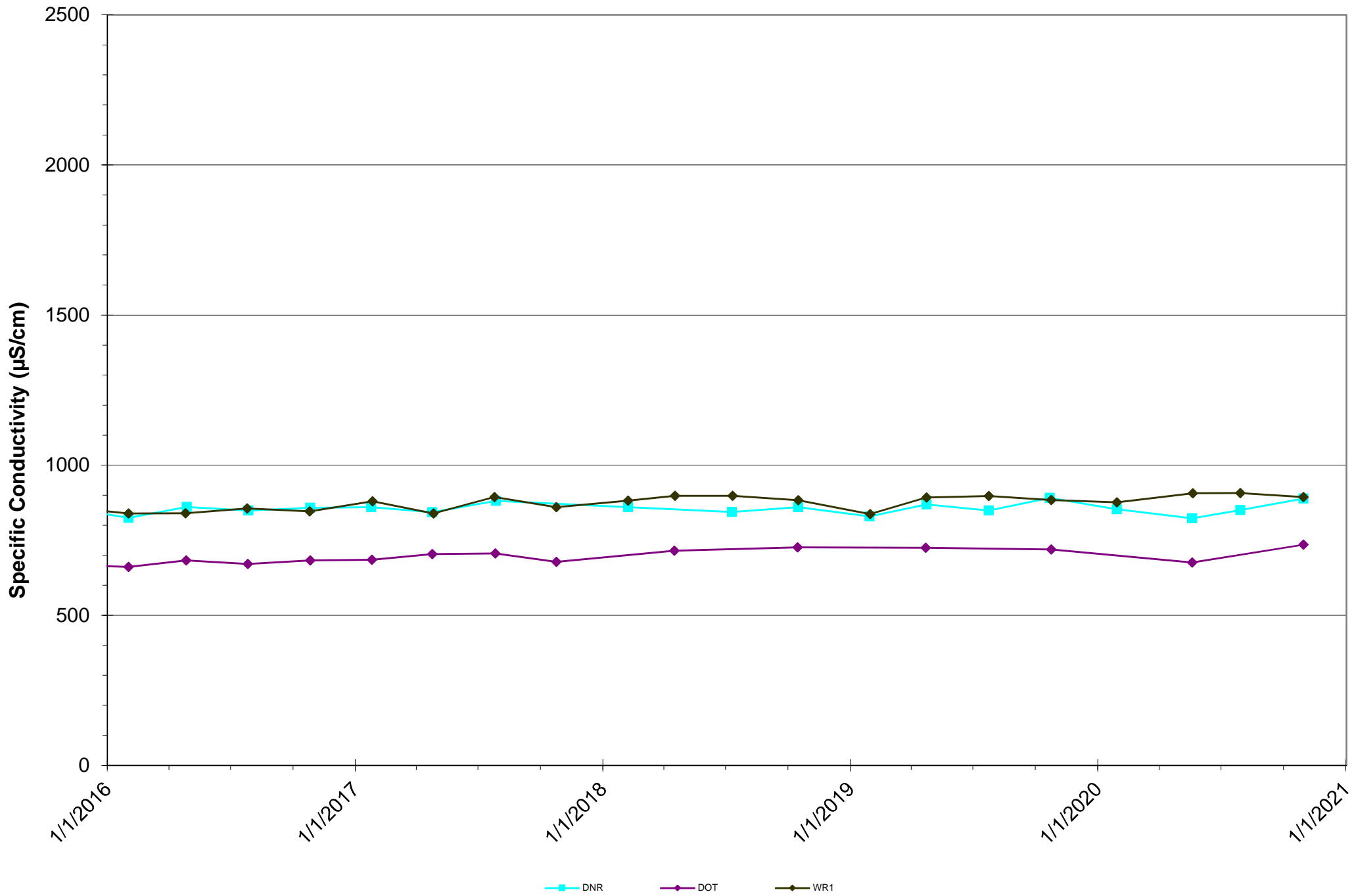


Table C7 - Alkalinity Time Series - Aquifer 1  
 2020 Annual Monitoring Report  
 Coupeville Solid Waste Facility, Island County, Washington

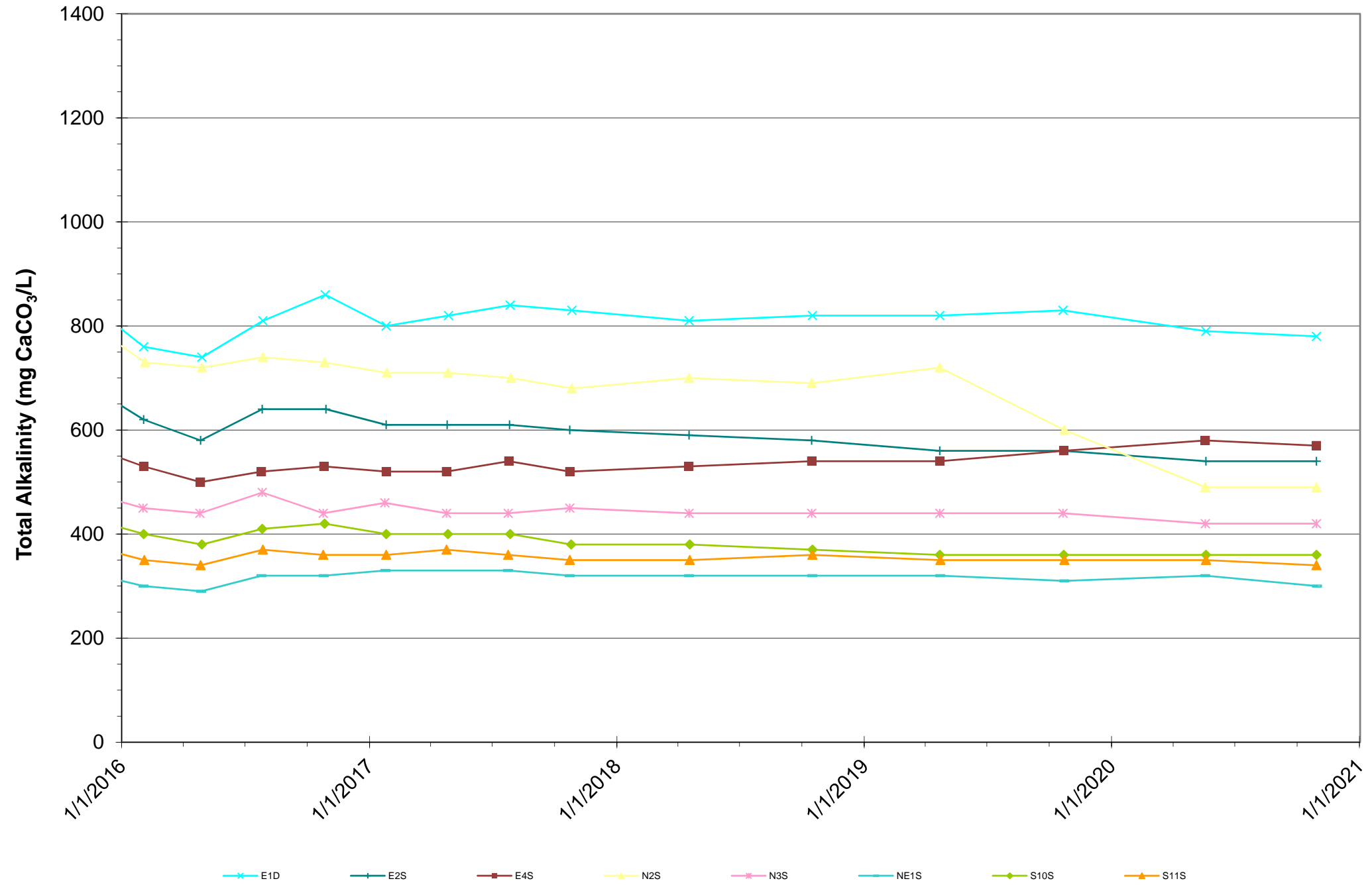


Table C8 - Alkalinity Time Series - Aquifer 2  
 2020 Annual Monitoring Report  
 Coupeville Solid Waste Facility, Island County, Washington

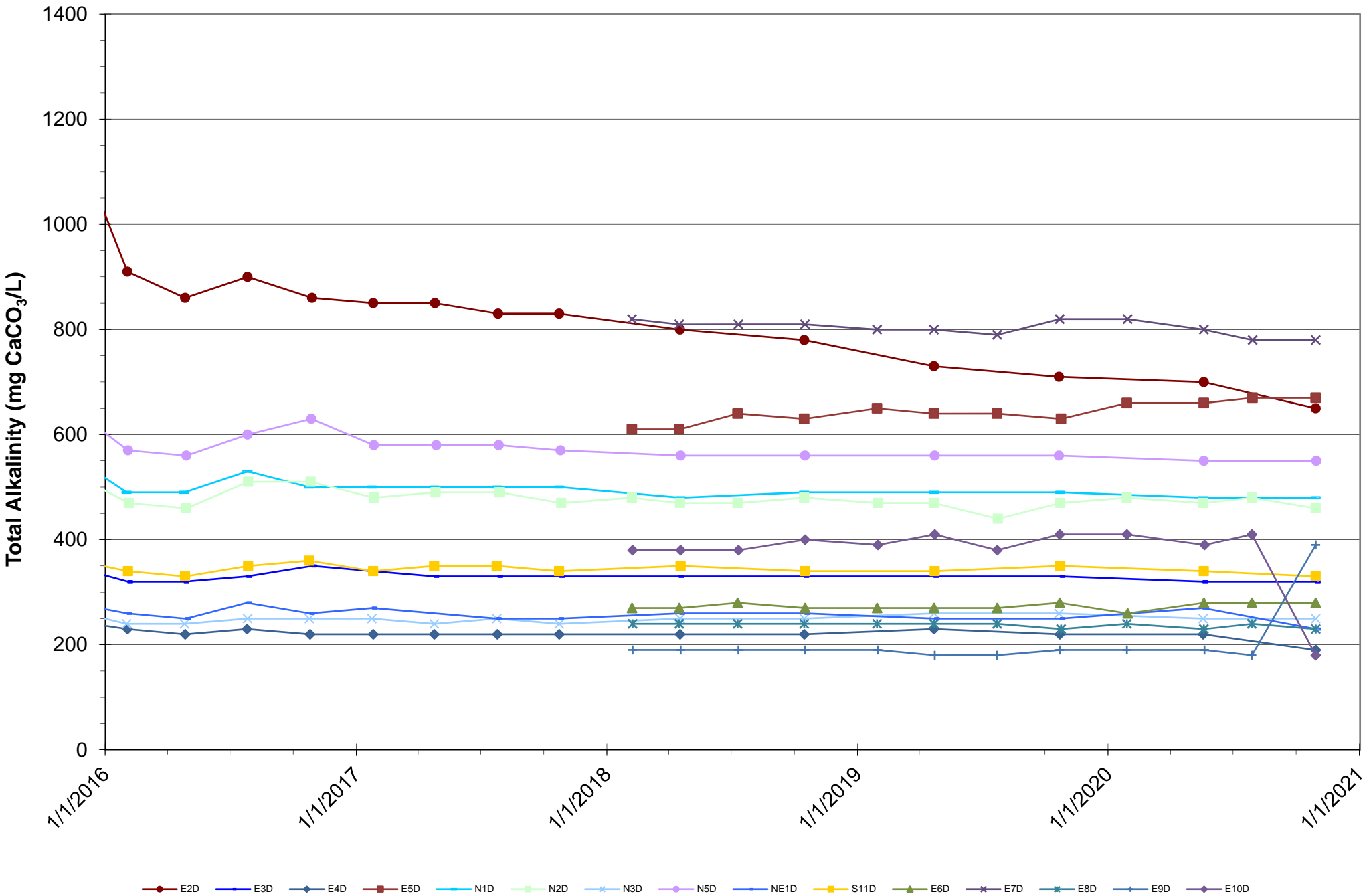


Table C9 - Total Alkalinity Time Series - Water Supply Wells  
2020 Annual Monitoring Report  
Coupeville Solid Waste Facility, Island County, Washington

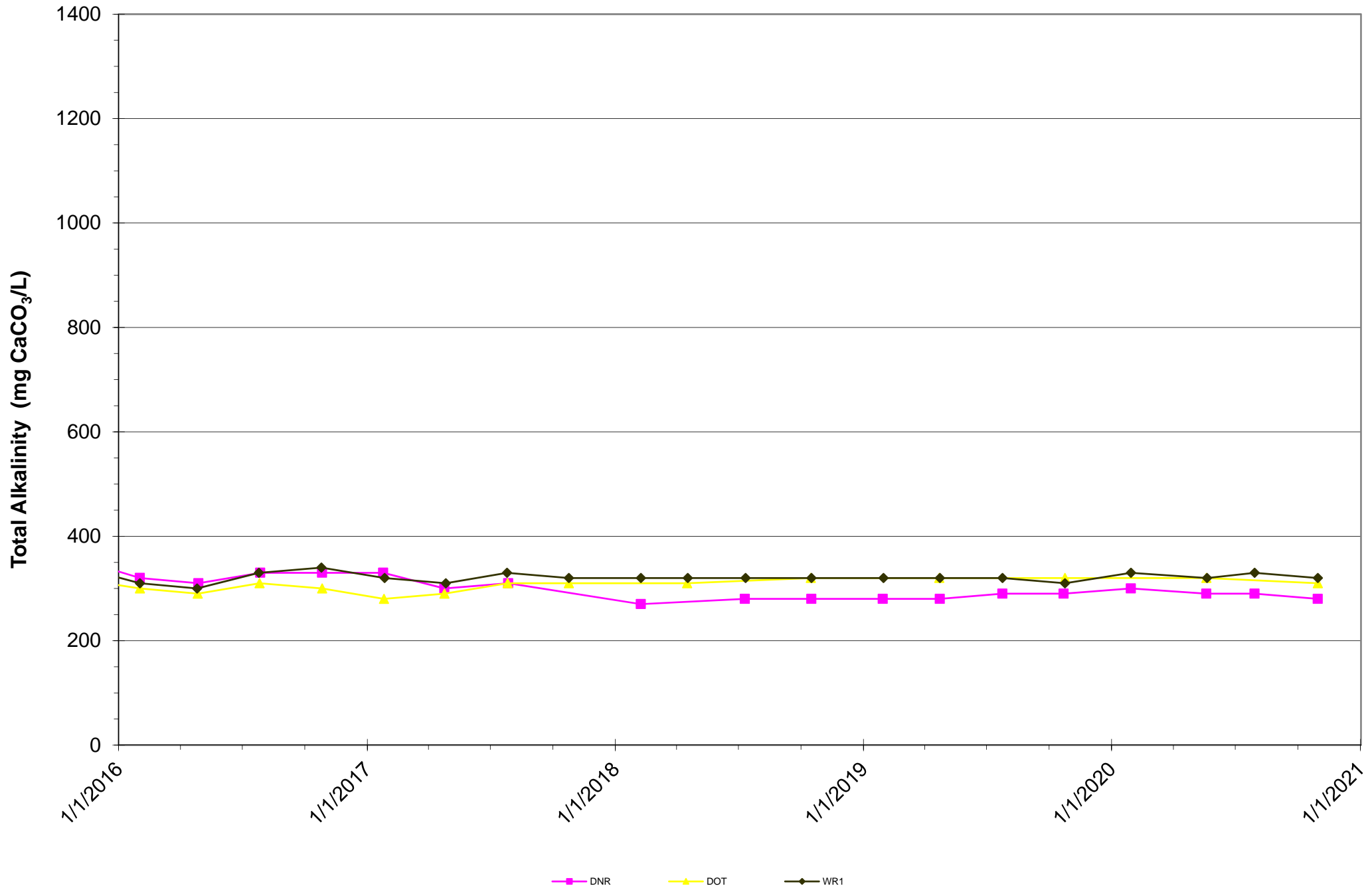


Table C10 - Chloride Time Series - Aquifer 1  
 2020 Annual Monitoring Report  
 Coupeville Solid Waste Facility, Island County, Washington

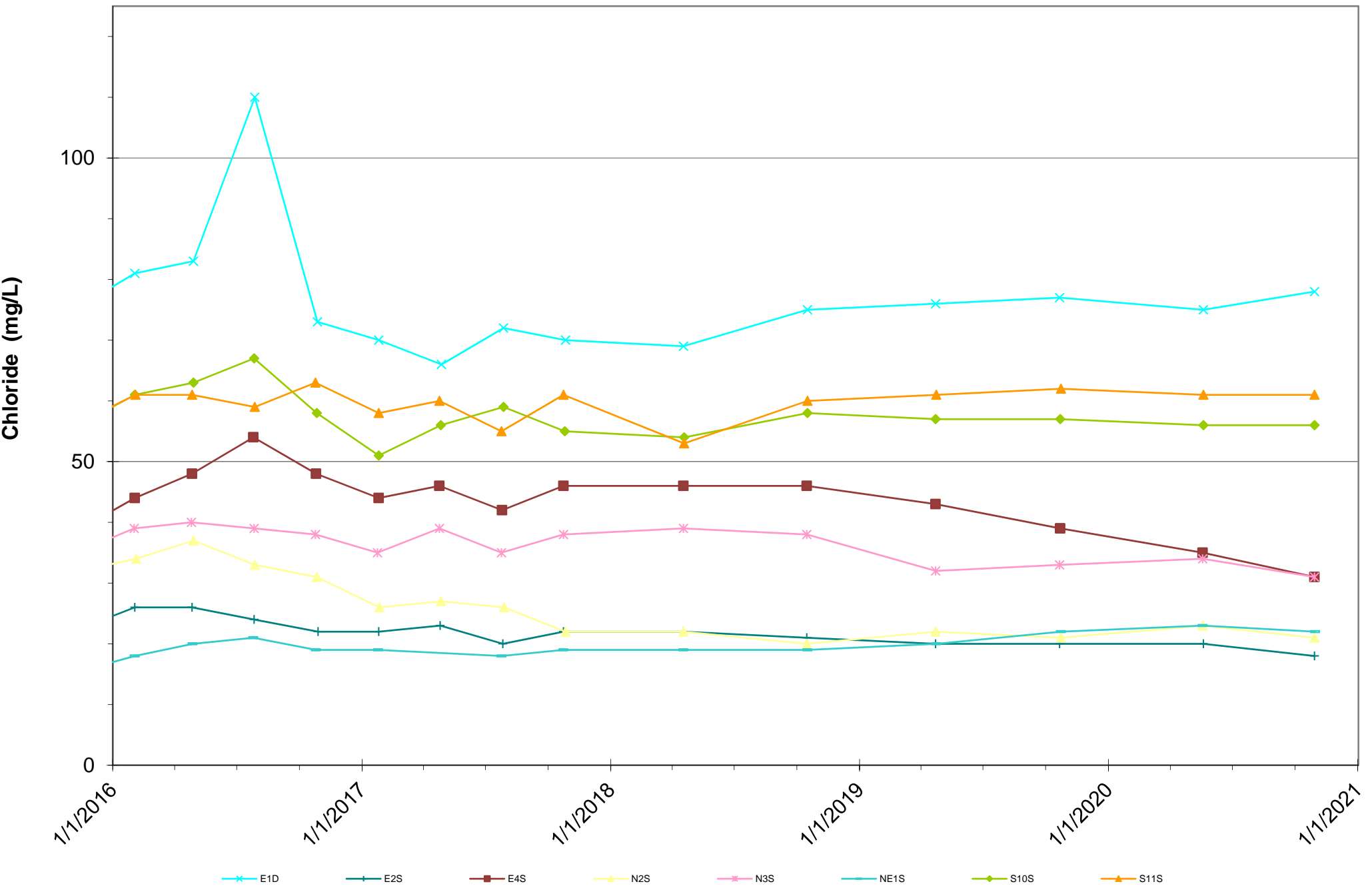


Table C11 - Chloride Time Series - Aquifer 2  
 2020 Annual Monitoring Report  
 Coupeville Solid Waste Facility, Island County, Washington

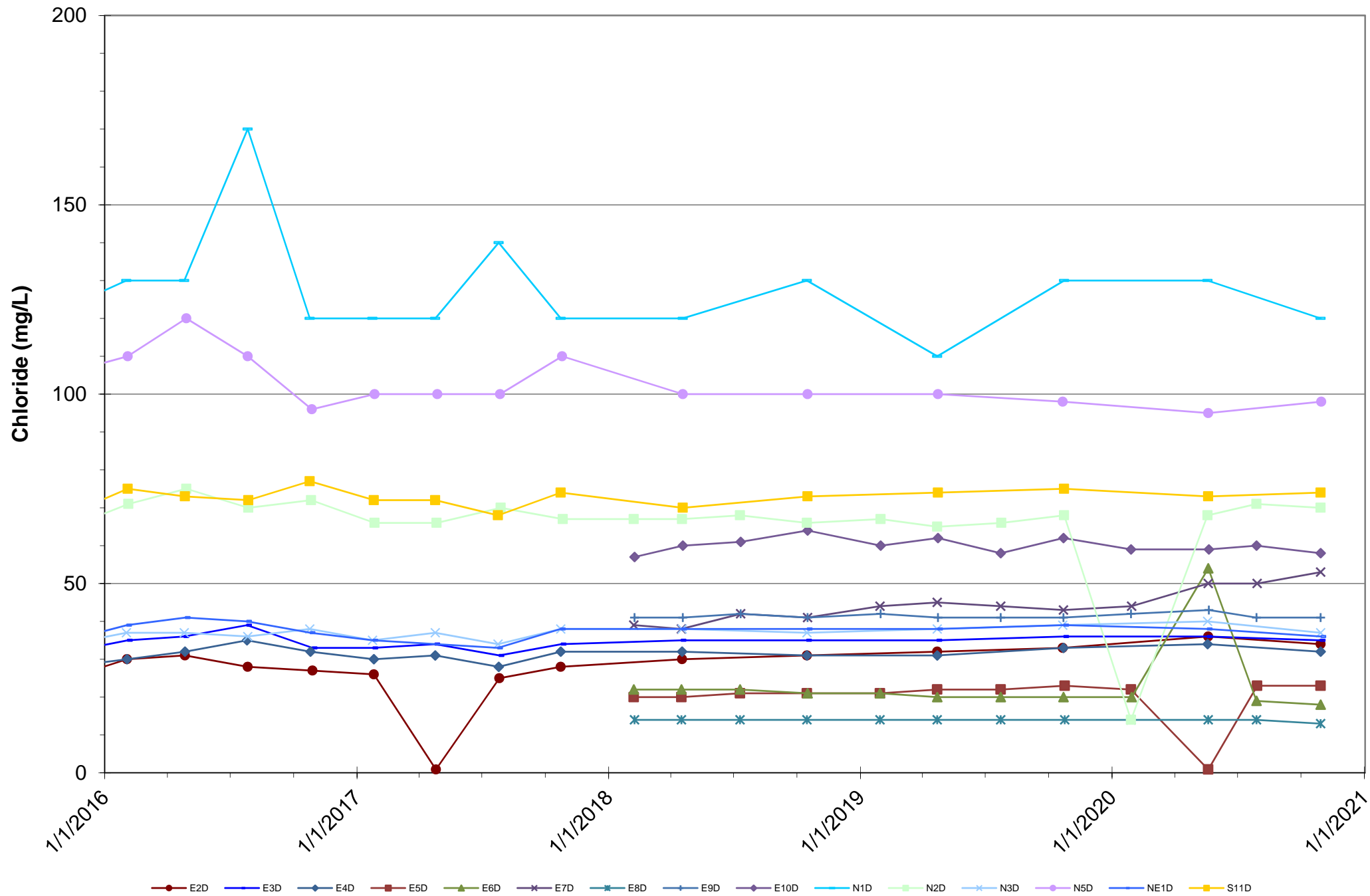
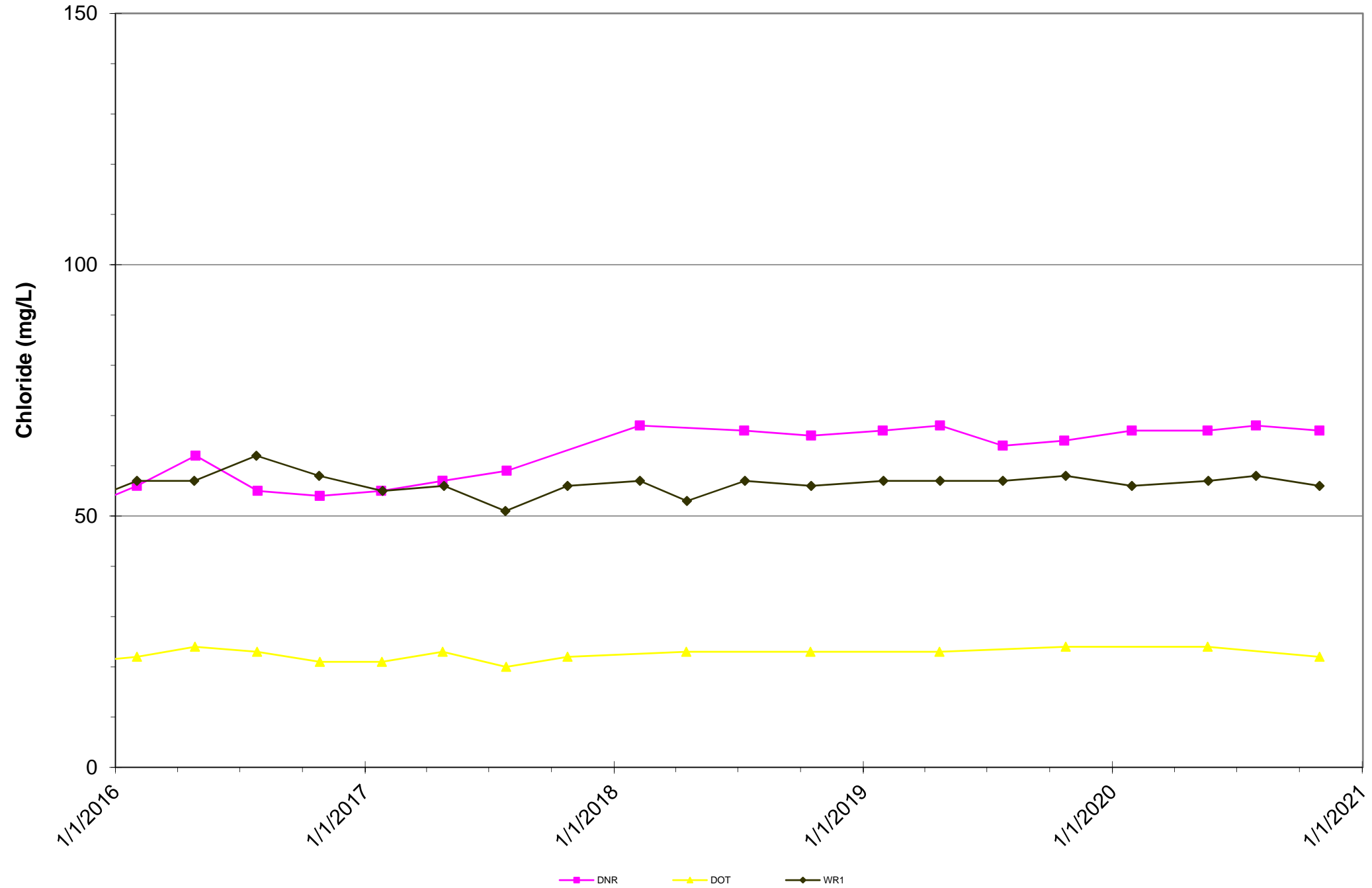


Table C12 - Chloride Time Series - Water Supply Wells  
2020 Annual Monitoring Report  
Coupeville Solid Waste Facility, Island County, Washington



Tables C13 - Sulfate Time Series - Aquifer 1  
 2020 Annual Monitoring Report  
 Coupeville Solid Waste Facility, Island County, Washington

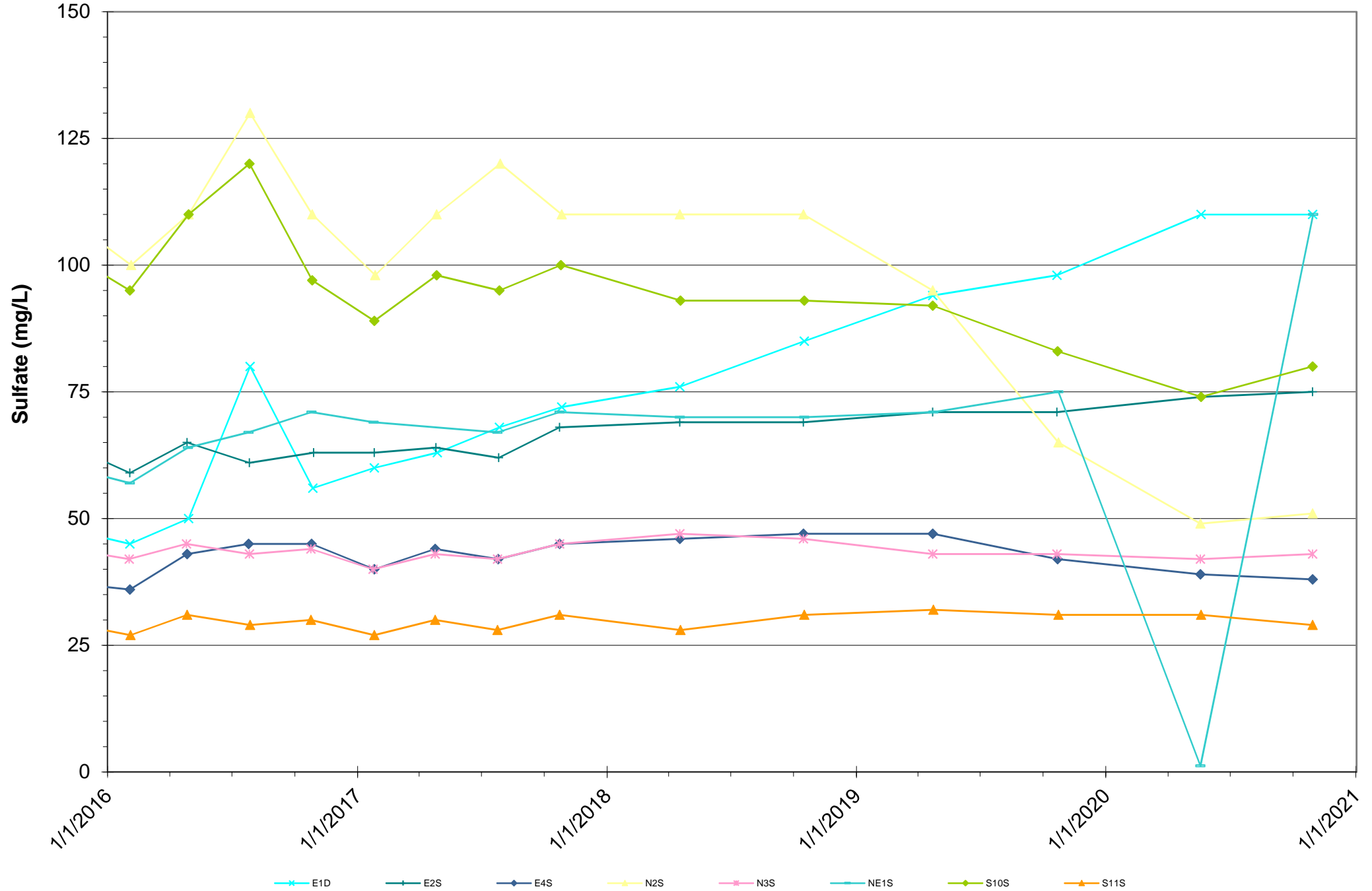


Table C14 - Sulfate Time Series - Aquifer 2  
 2020 Annual Monitoring Report  
 Coupeville Solid Waste Facility, Island County, Washington

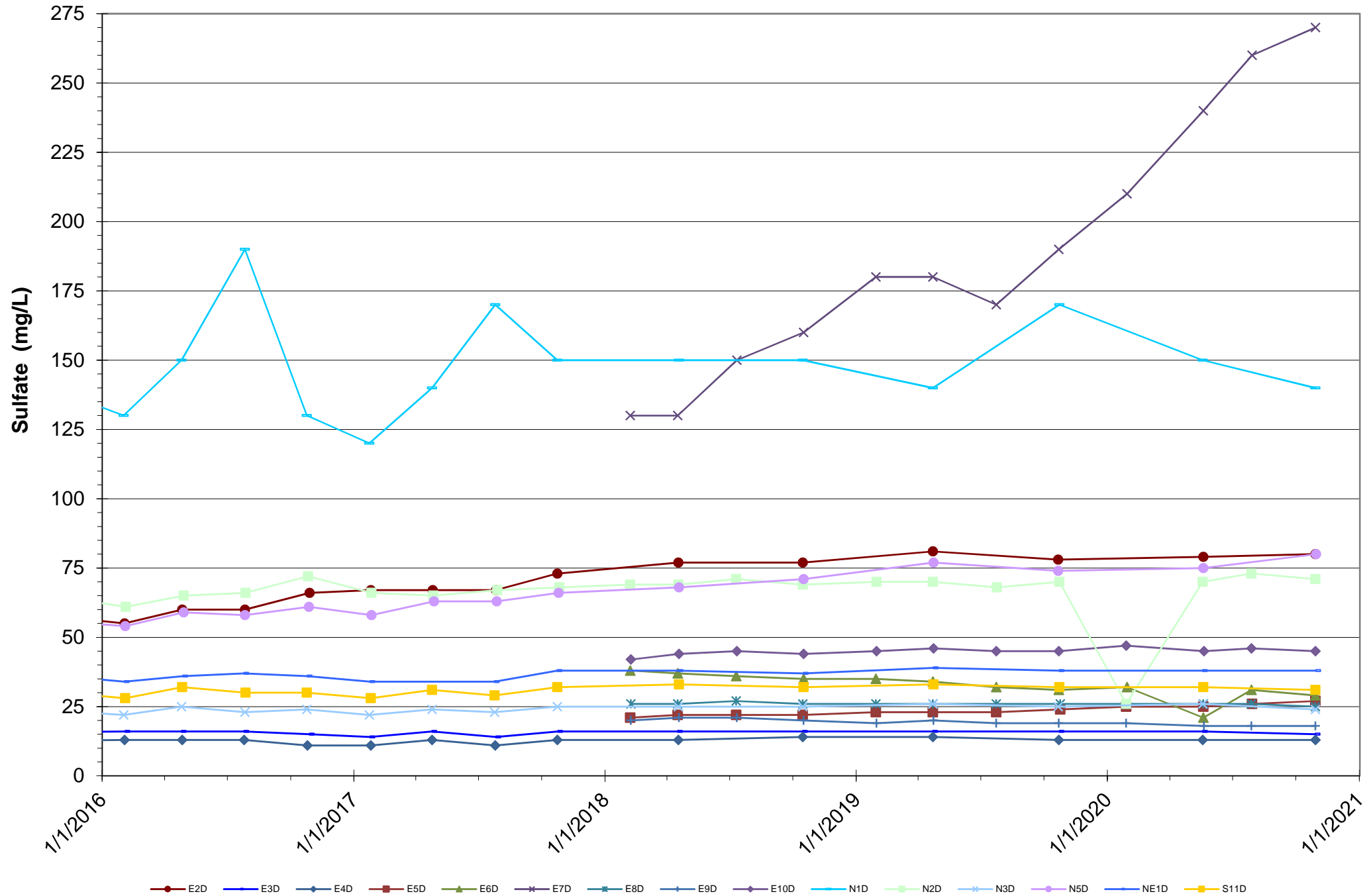


Table C15 - Sulfate Time Series - Water Supply Wells  
2020 Annual Monitoring Report  
Coupeville Solid Waste Facility, Island County, Washington

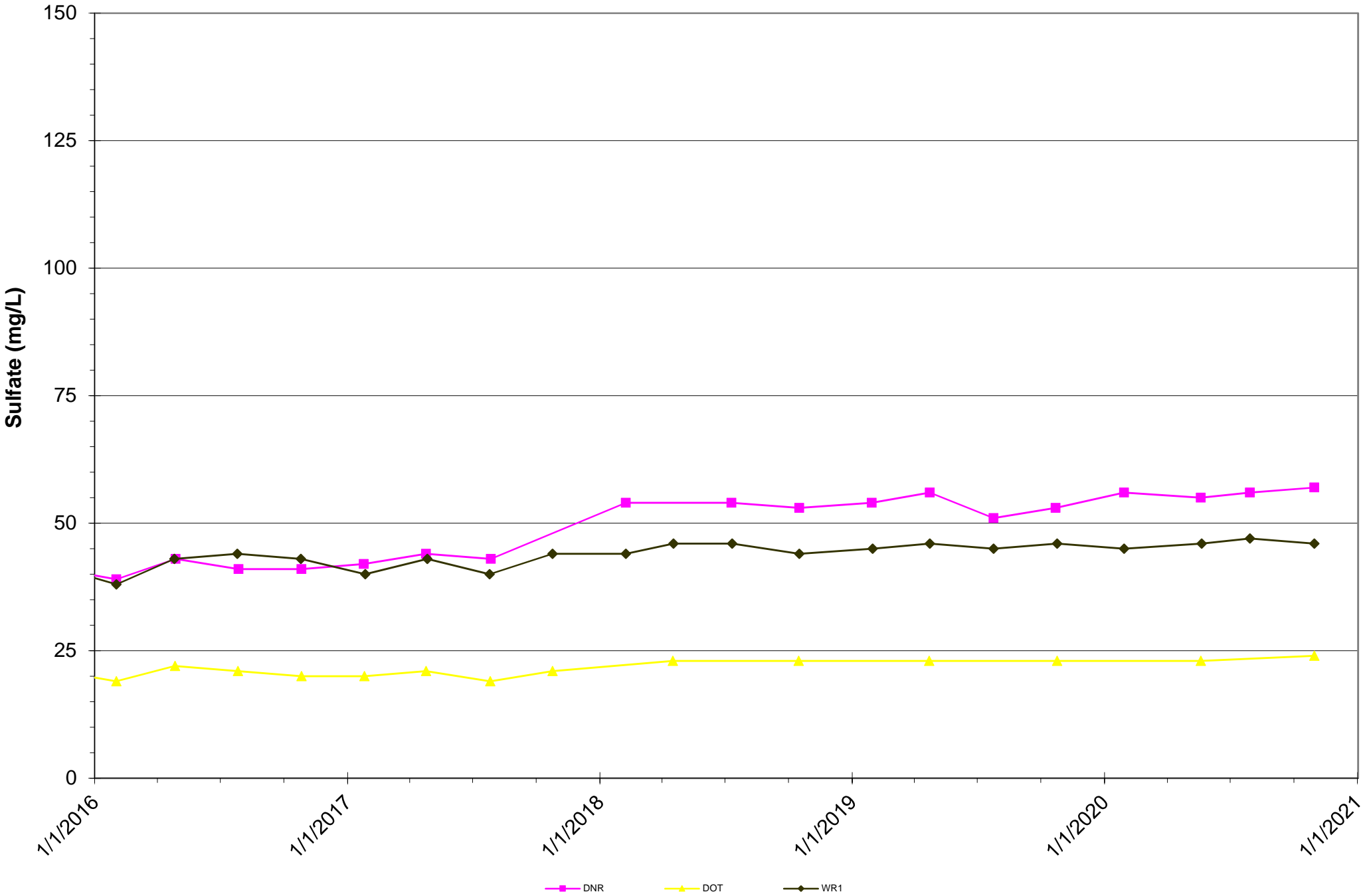


Table C16 - Total Dissolved Solids Time Series - Aquifer 1  
 2020 Annual Monitoring Report  
 Coupeville Solid Waste Facility, Island County, Washington

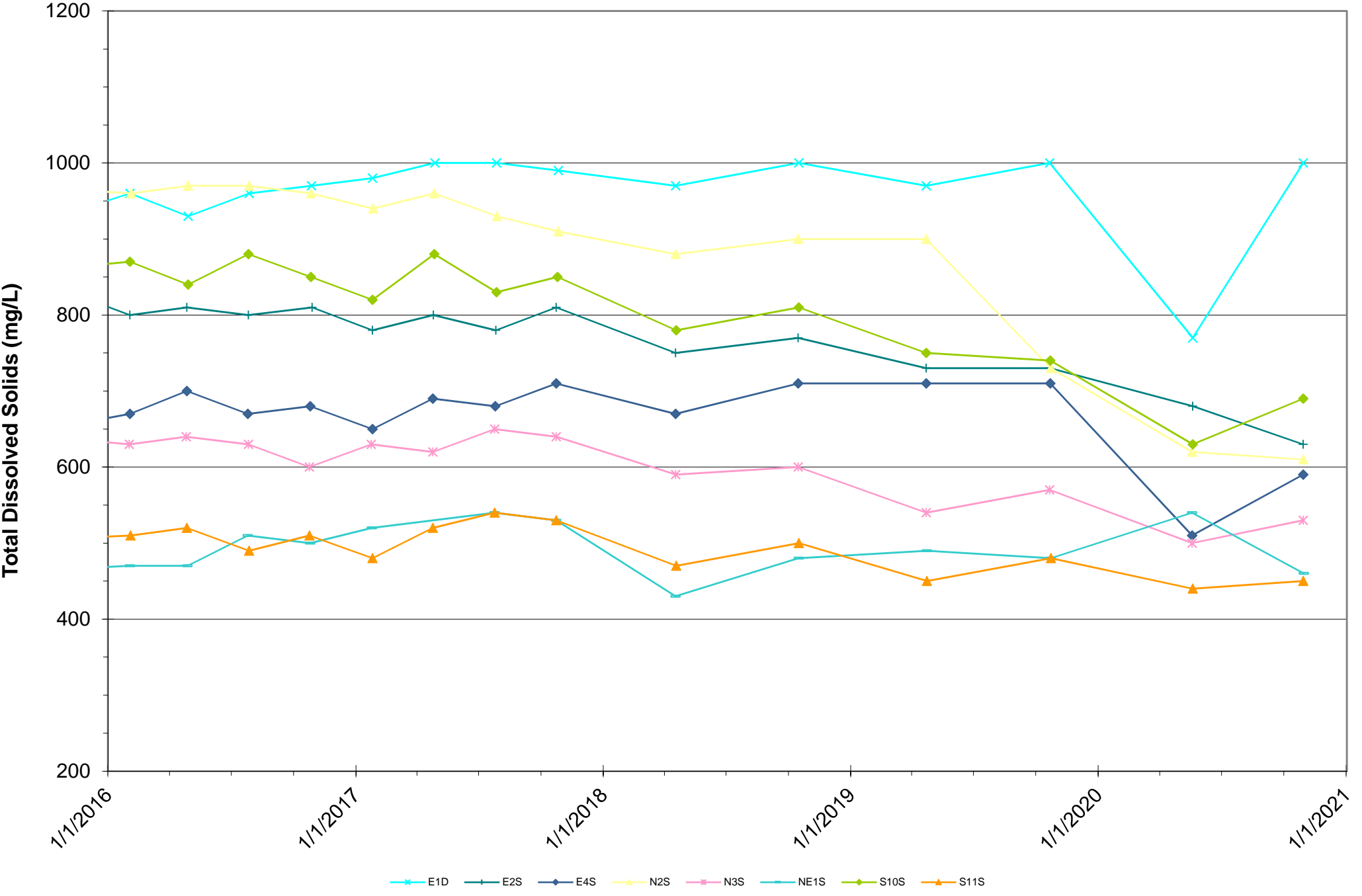


Table C17 - Total Dissolved Solids Time Series - Aquifer 2  
 2020 Annual Monitoring Report  
 Coupeville Solid Waste Facility, Island County, Washington

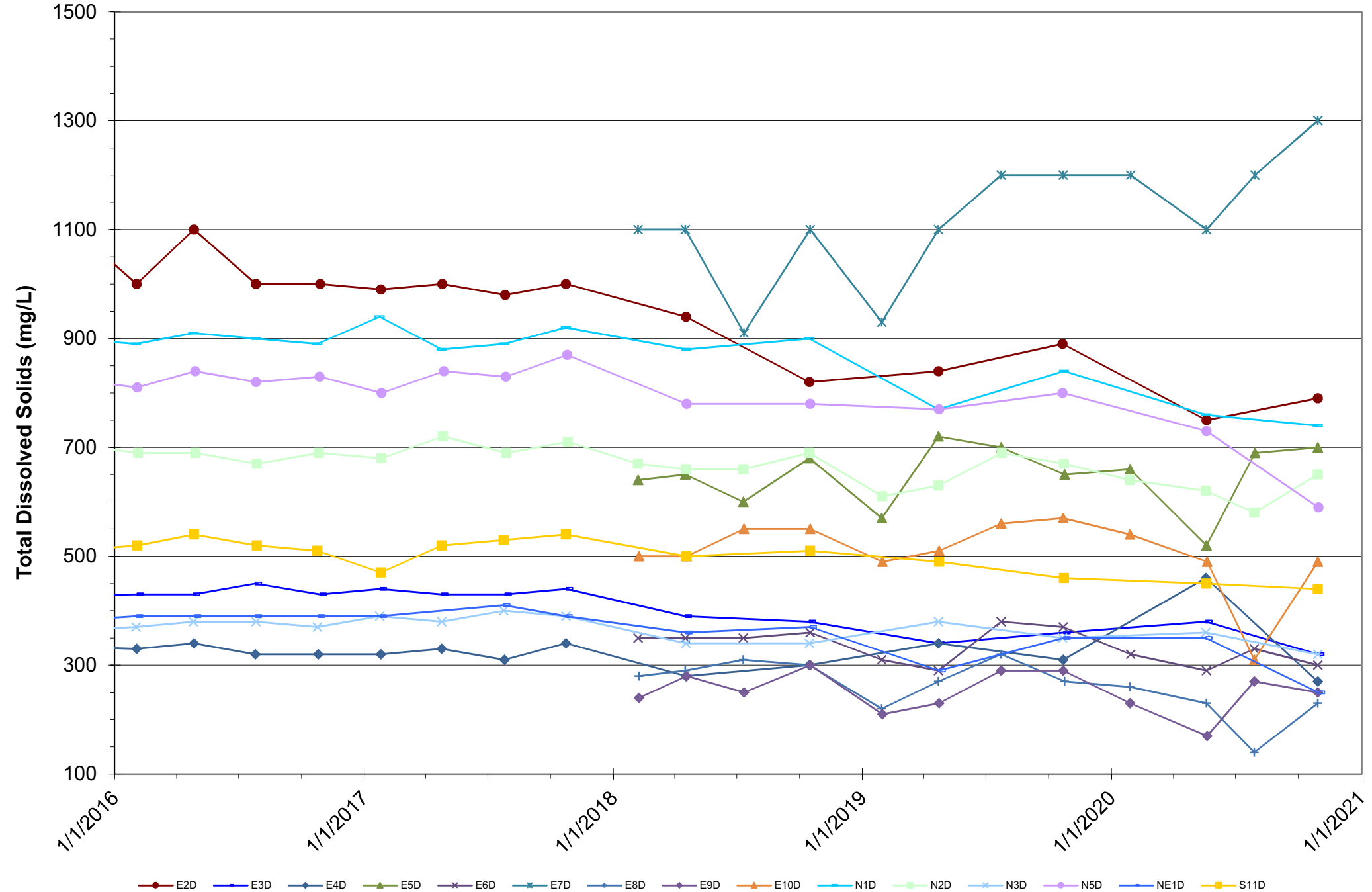


Table C18 -Total Dissolved Solids Time Series - Water Supply Wells  
2020 Annual Monitoring Report  
Coupeville Solid Waste Facility, Island County, Washington

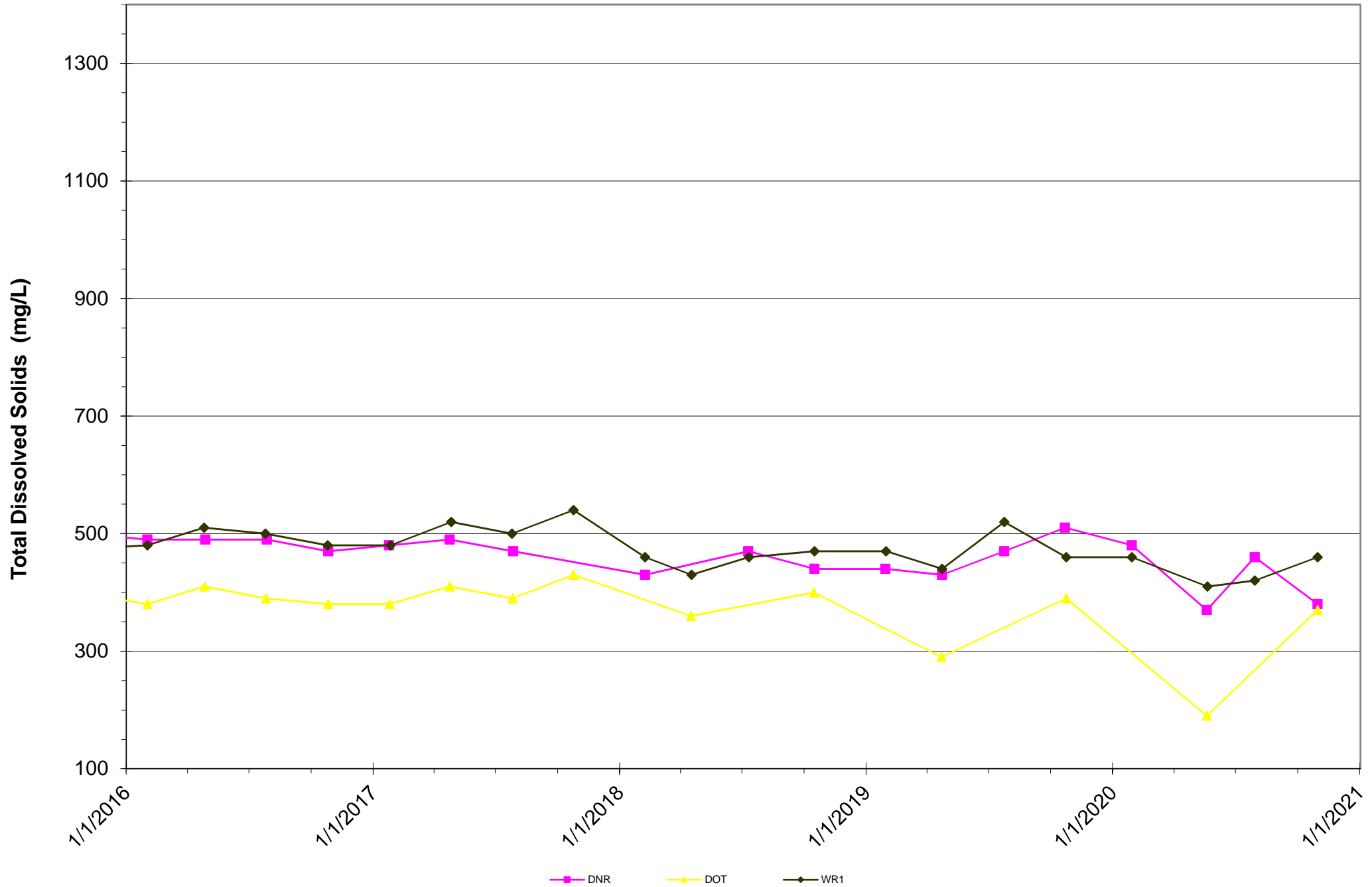


Table C19 - Total Nitrate/Nitrite Time Series - Aquifer 1  
 2020 Annual Monitoring Report  
 Coupeville Solid Waste Facility, Island County, Washington

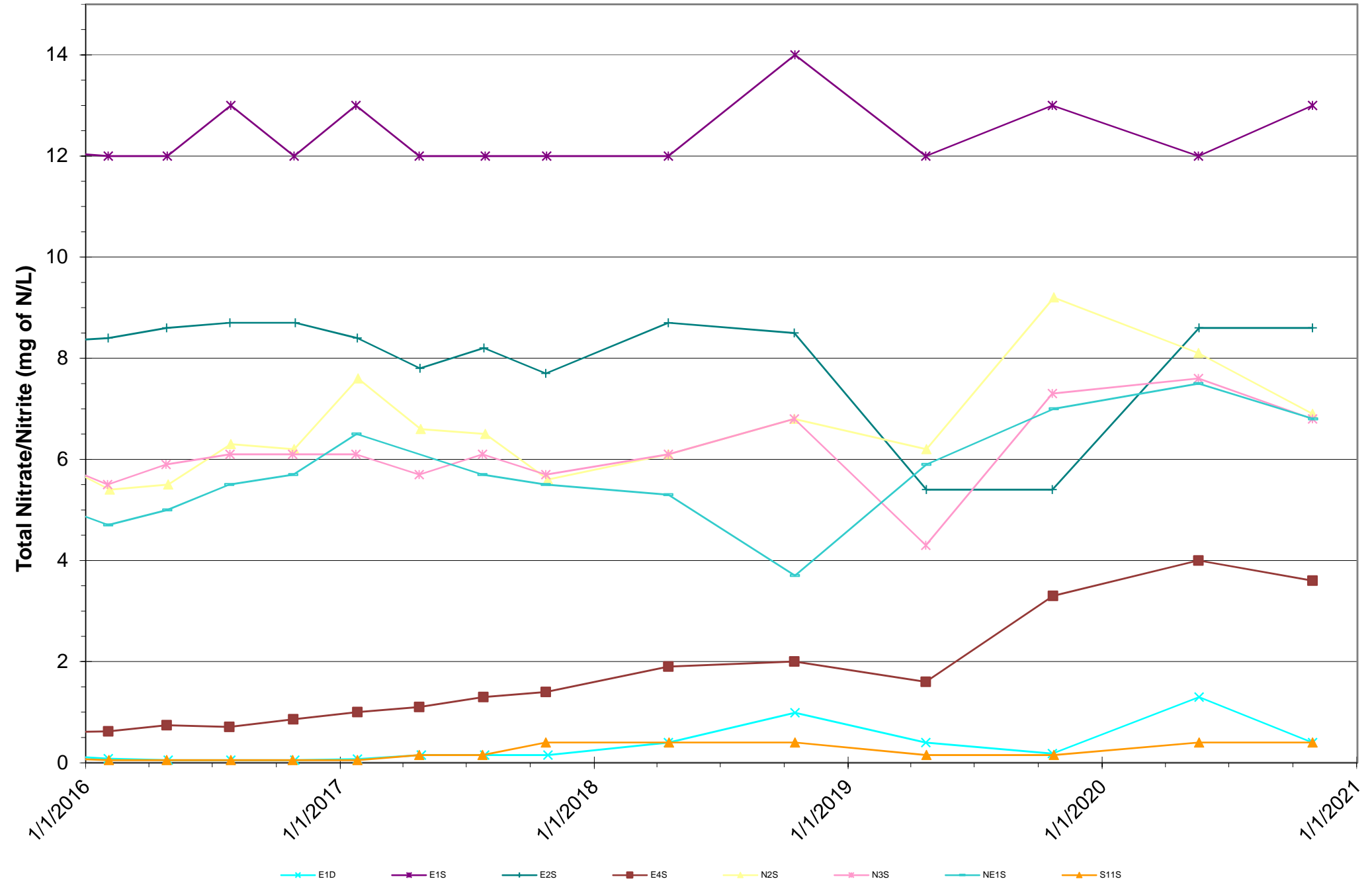


Table C20 -Total Nitrate/Nitrite Time Series - Aquifer 2  
 2020 Annual Monitoring Report  
 Coupeville Solid Waste , Island County, Washington

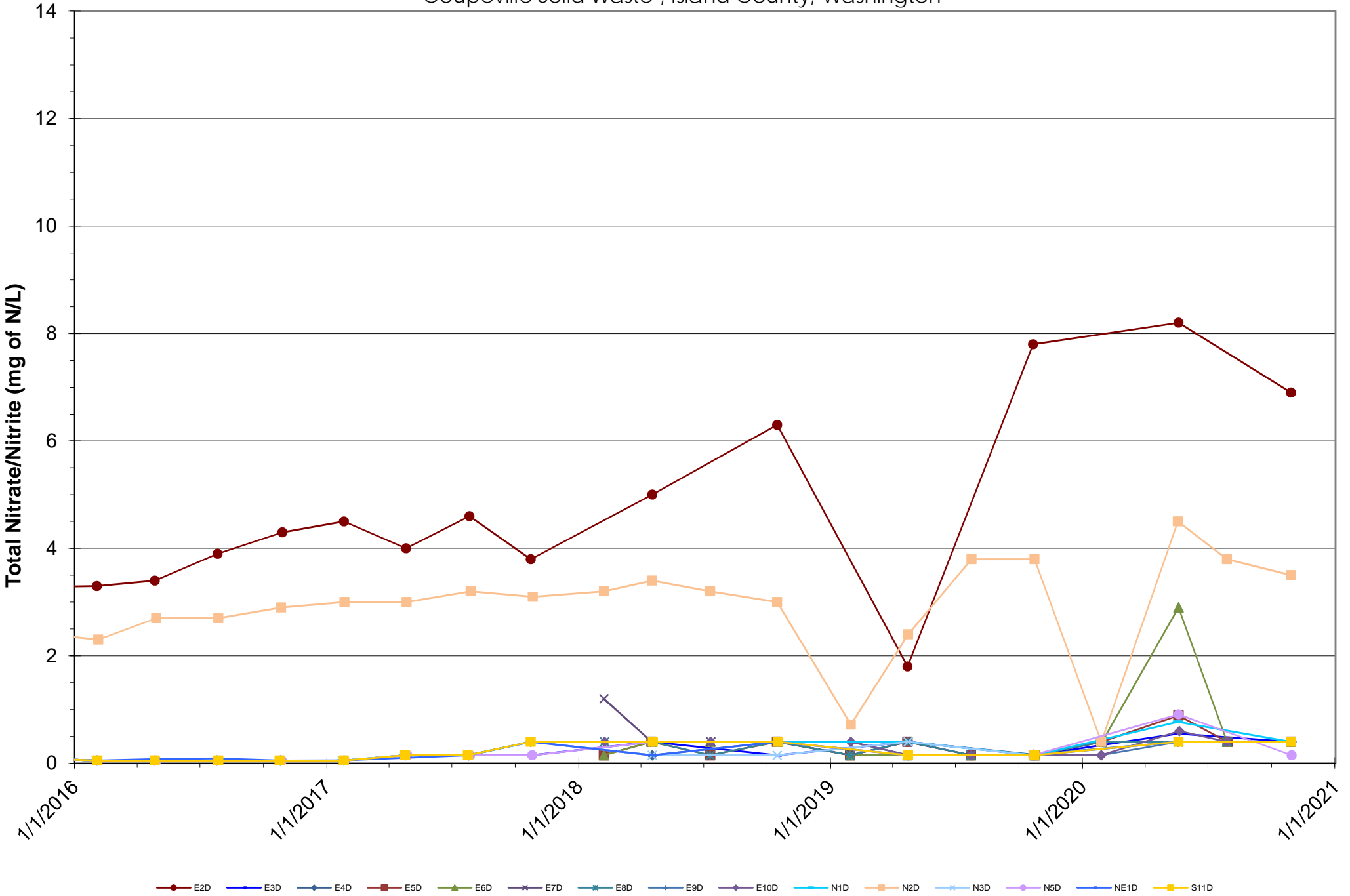


Table C21 - Total Nitrate/Nitrite Time Series - Water Supply Wells  
2020 Annual Monitoring Report  
Coupeville Solid Waste Facility, Island County, Washington

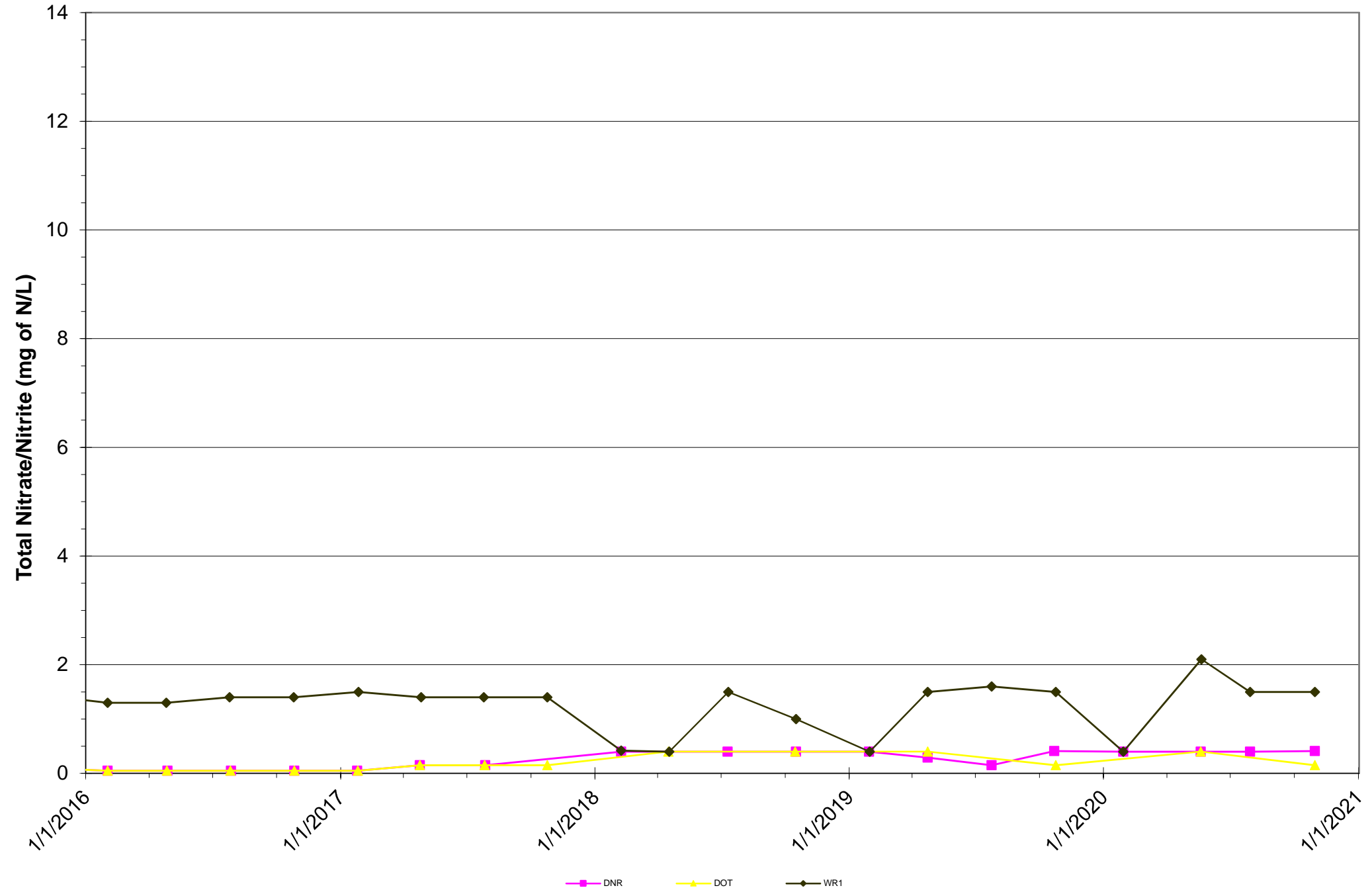


Table C22 -Total Nitrate/Nitrite Time Series - S10S  
2020 Annual Monitoring Report  
Coupeville Solid Waste Facility, Island County, Washington

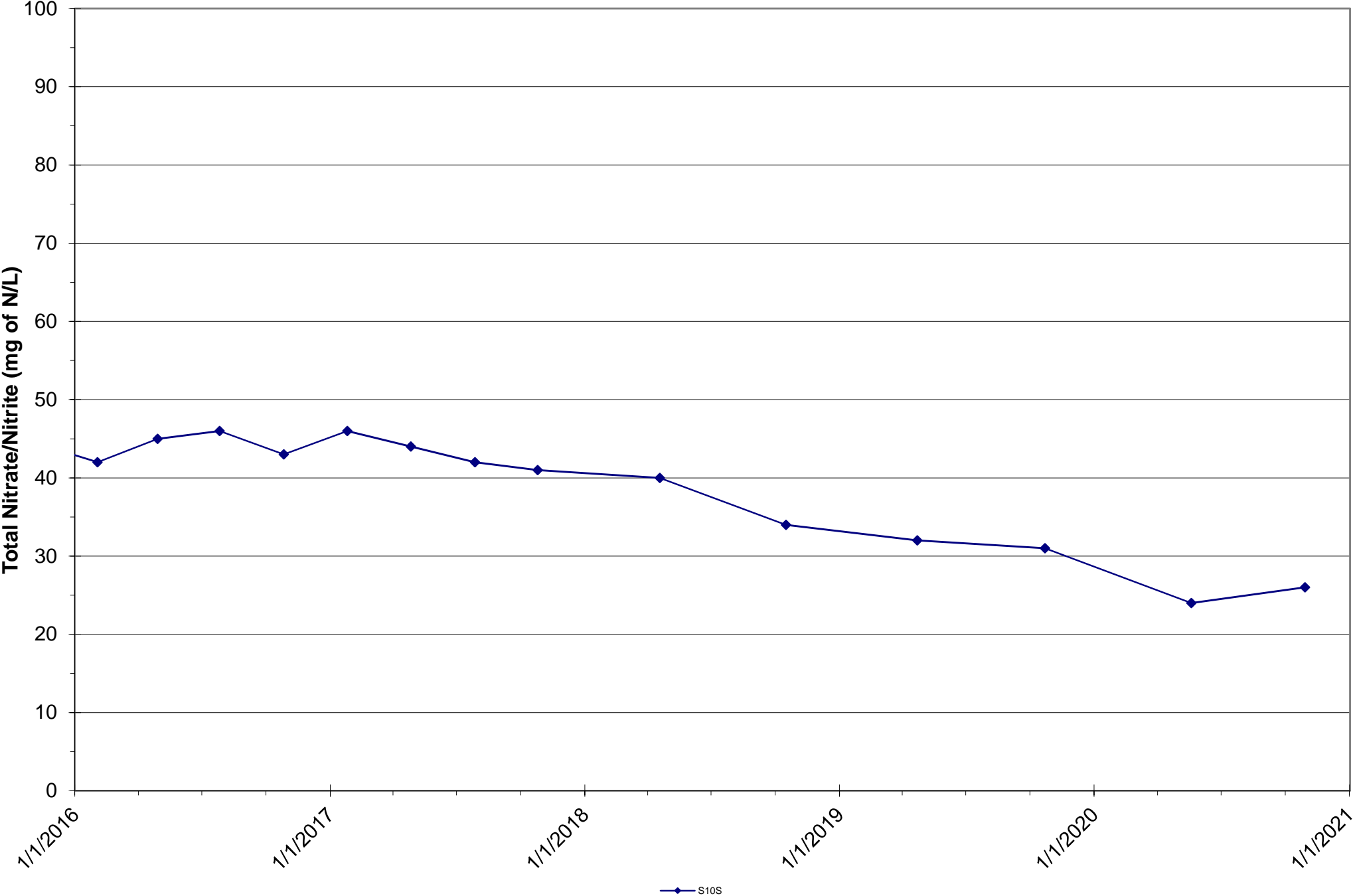


Table C23 - Total Organic Carbon Time Series - Aquifer 1  
2020 Annual Monitoring Report  
Coupeville Solid Waste Facility, Island County, Washington

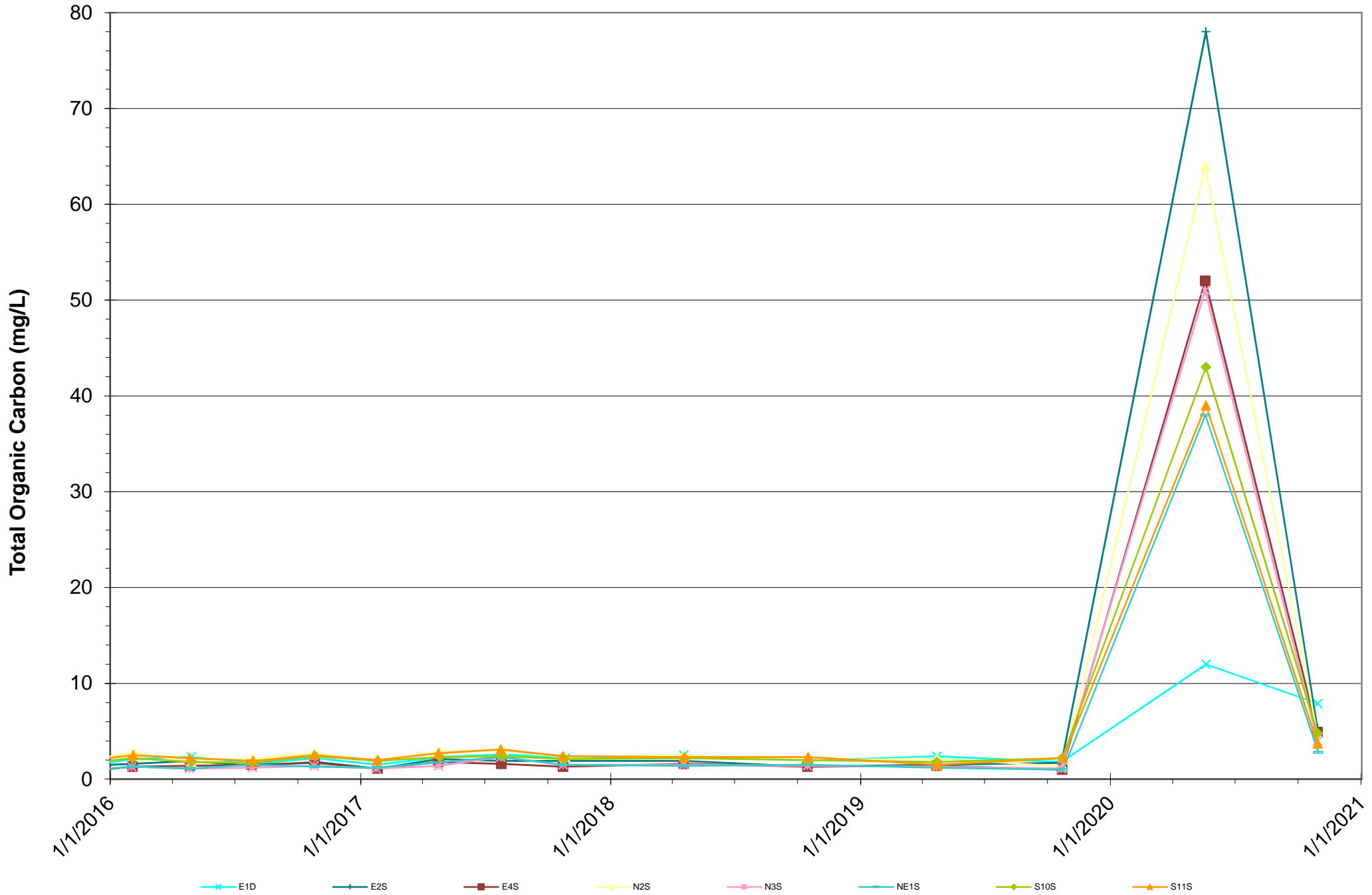


Table C24 - Total Organic Carbon Time Series - Aquifer 2  
 2020 Annual Monitoring Report  
 Coupeville Solid Waste Facility, Island County, Washington

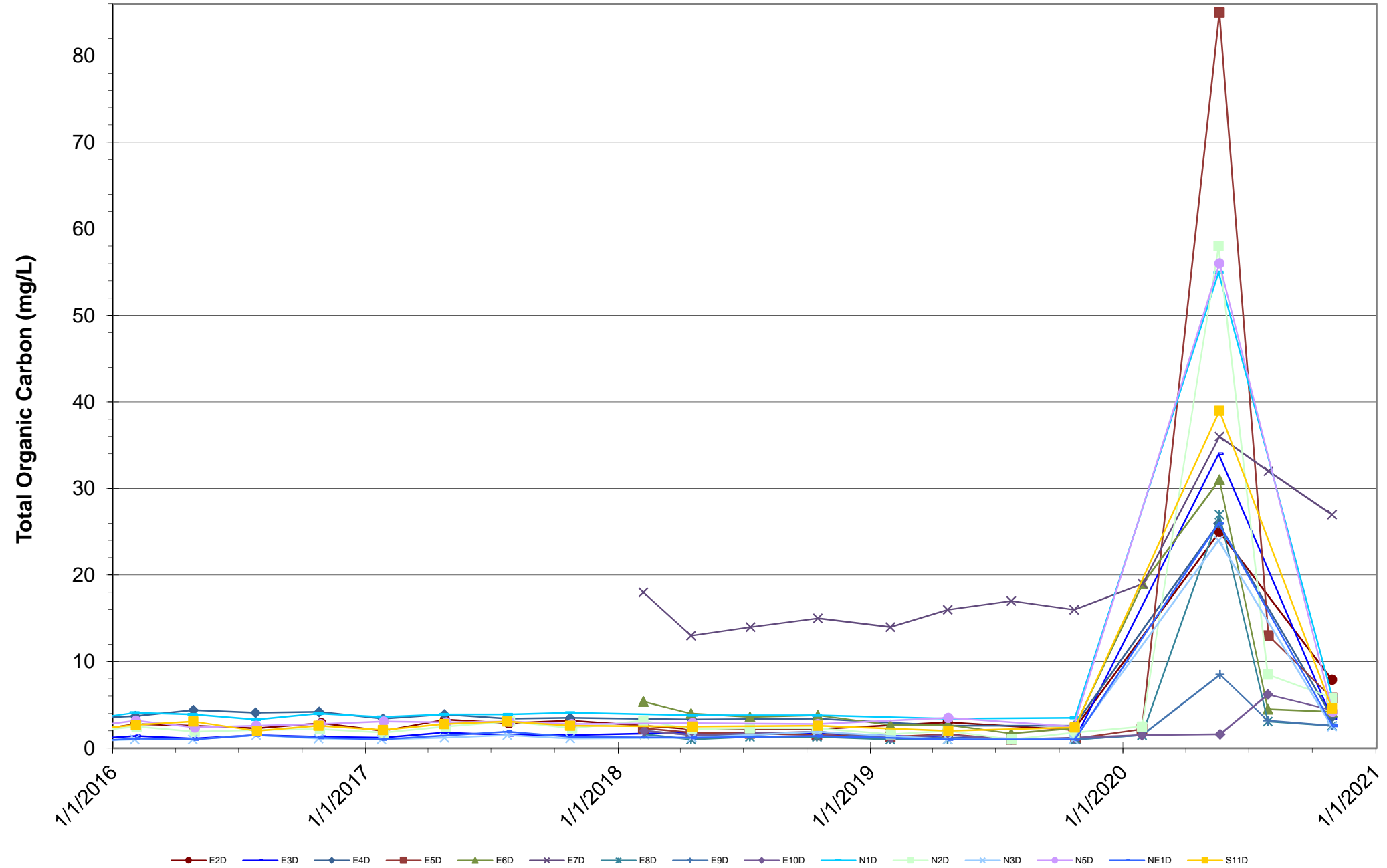


Table C25 - Total Organic Carbon Time Series - Water Supply Wells  
2020 Annual Monitoring Report  
Coupeville Solid Waste Facility, Island County, Washington

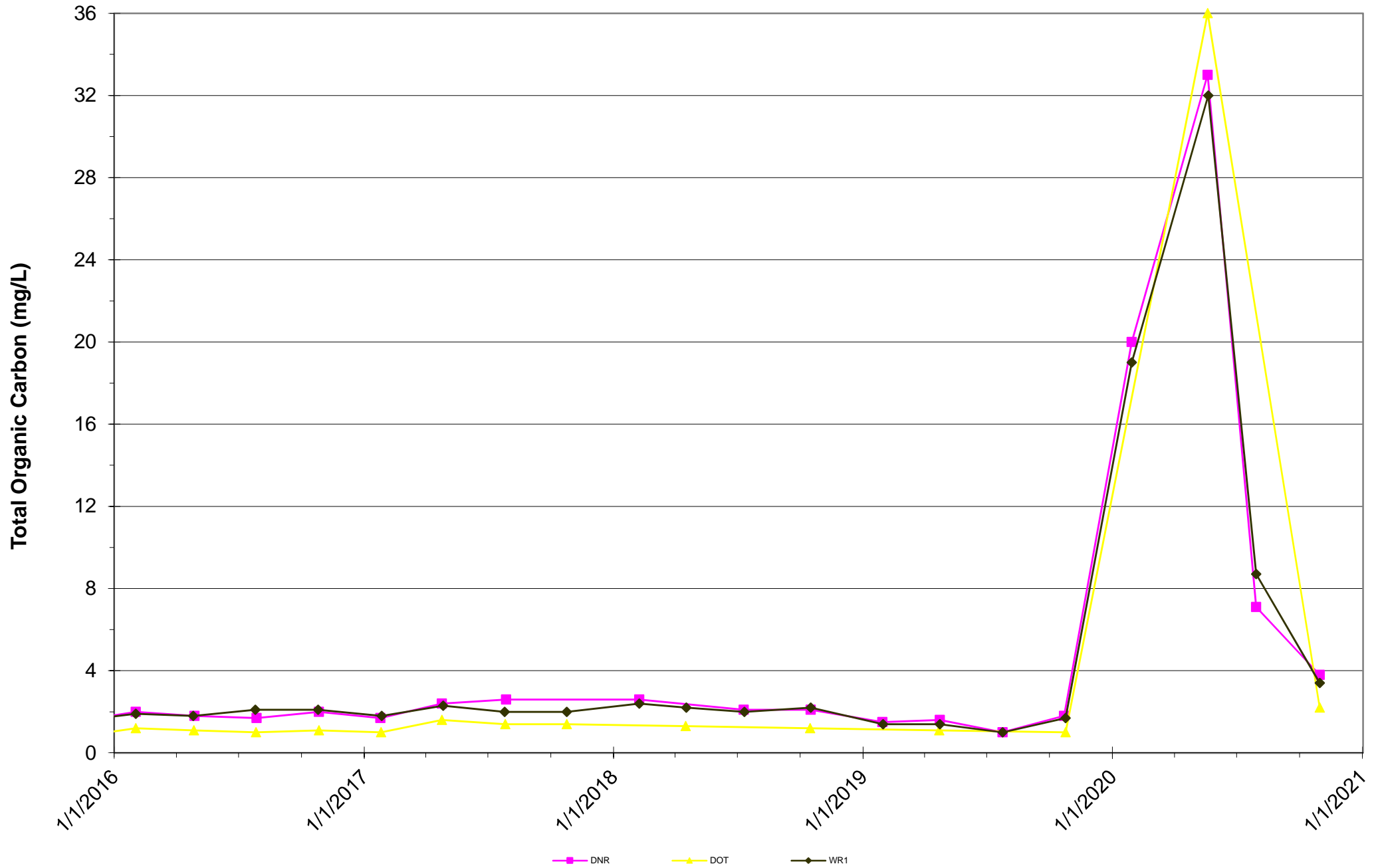


Table C26 - Barium Time Series - Aquifer 1  
2020 Annual Monitoring Report  
Coupeville Solid Waste Facility, Island County, Washington

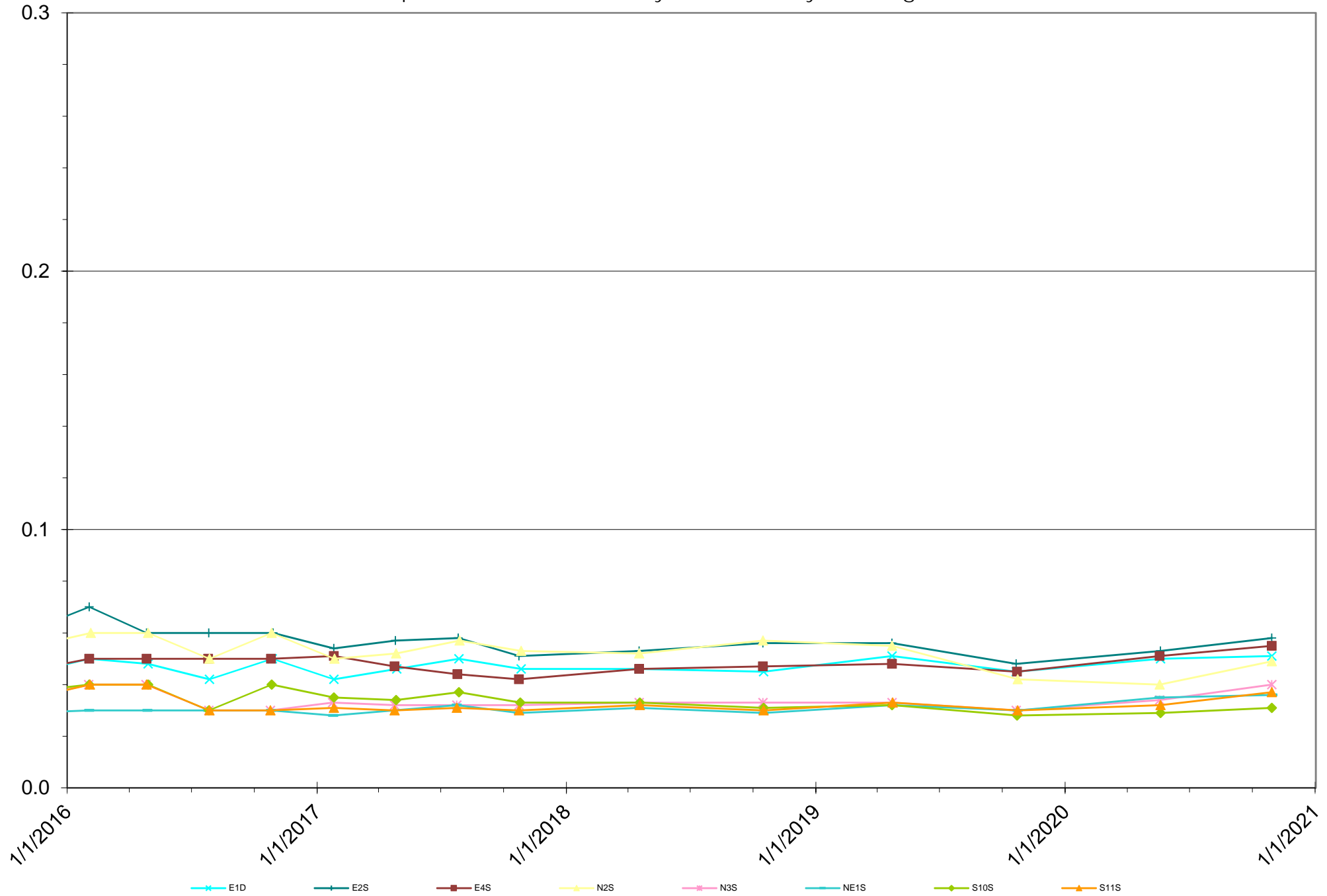


Table C27 - Barium Time Series - Aquifer 2  
 2020 Annual Monitoring Report  
 Coupeville Solid Waste Facility, Island County, Washington

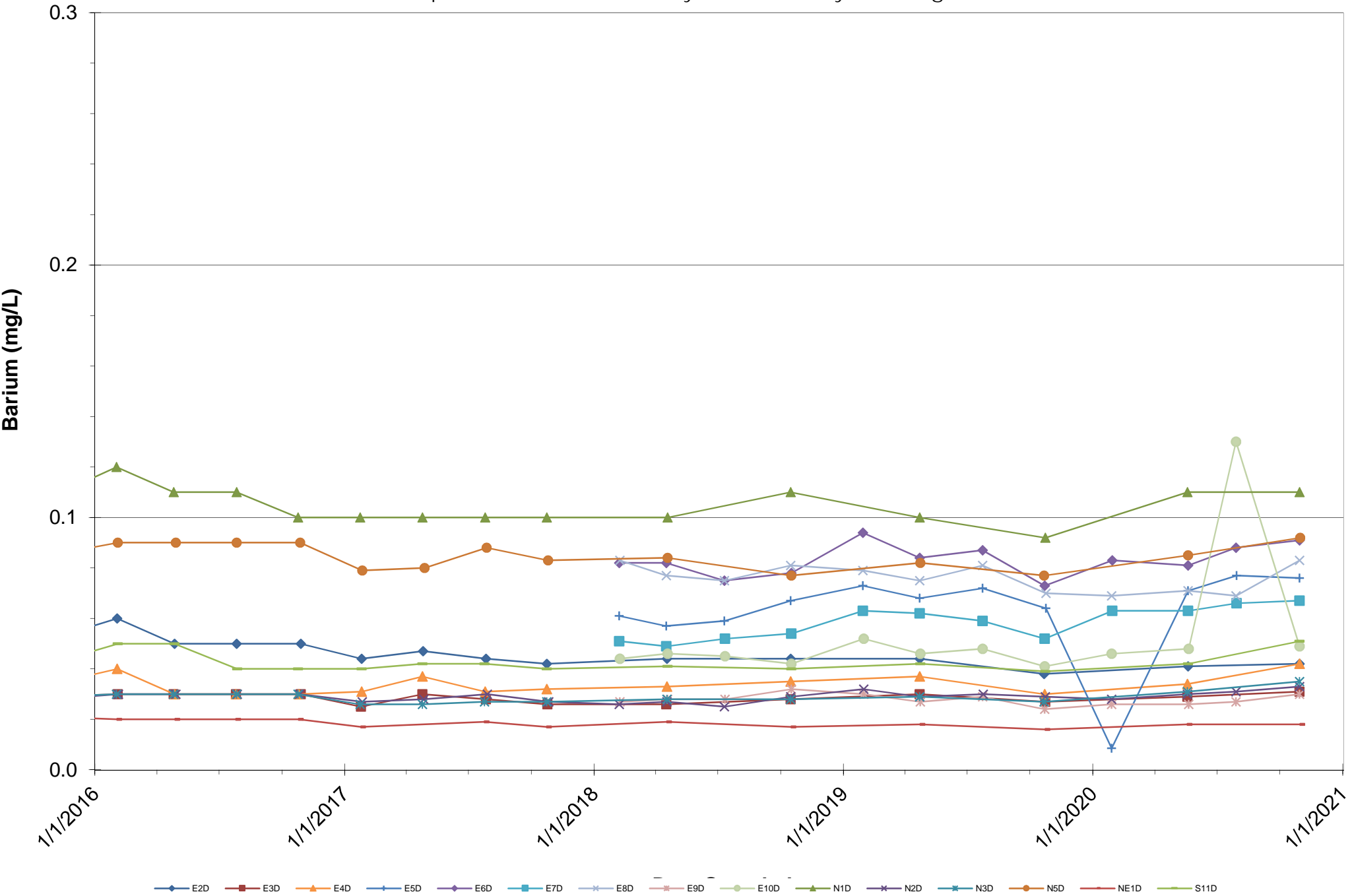


Table C28 - Barium Time Series - Pumping Wells  
2020 Annual Monitoring Report  
Coupeville Solid Waste Facility, Island County, Washington

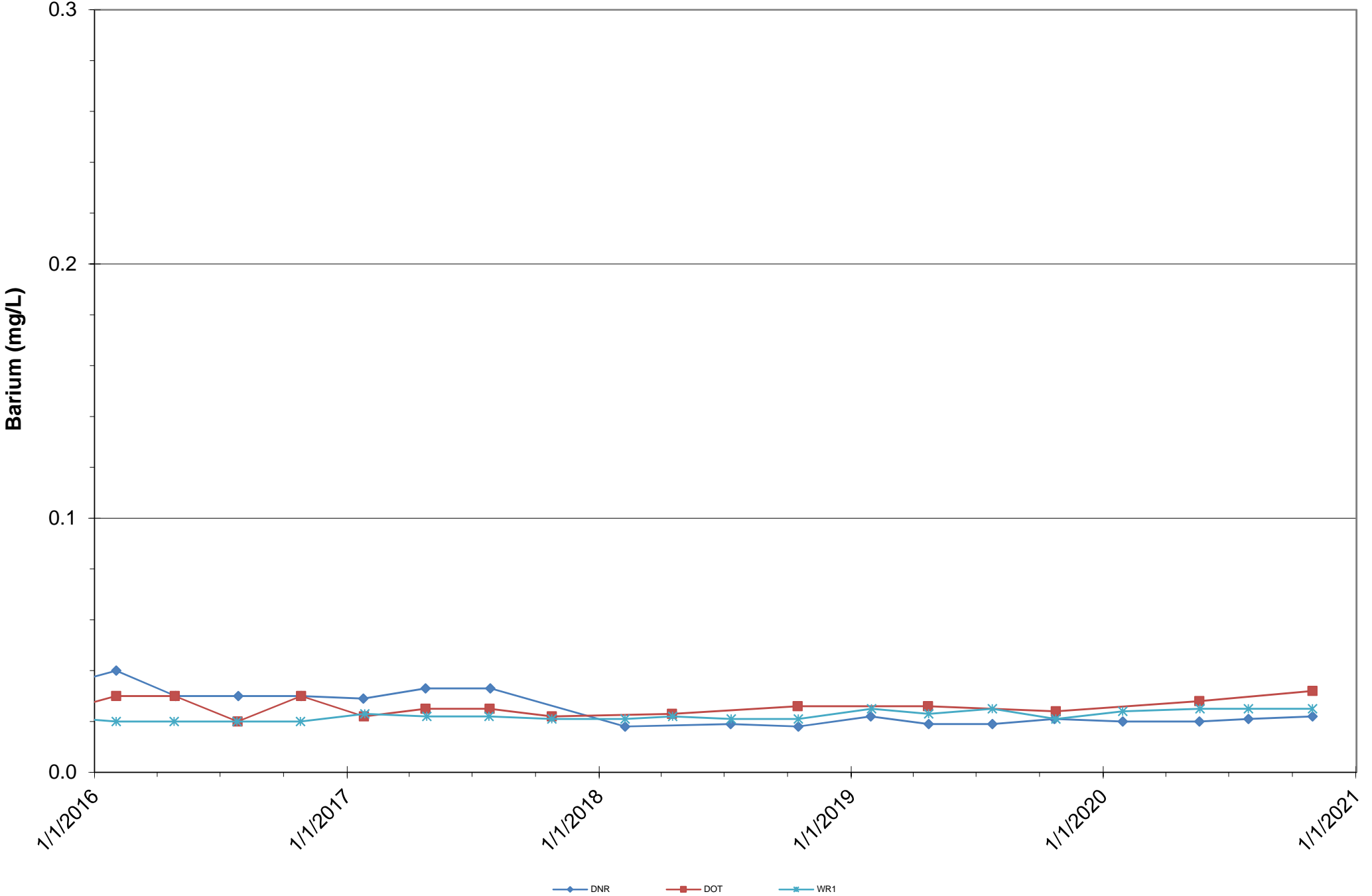


Table C29 - 1,1-Dichloroethane Time Series  
2020 Annual Monitoring Report  
Coupeville Solid Waste Facility, Island County, Washington

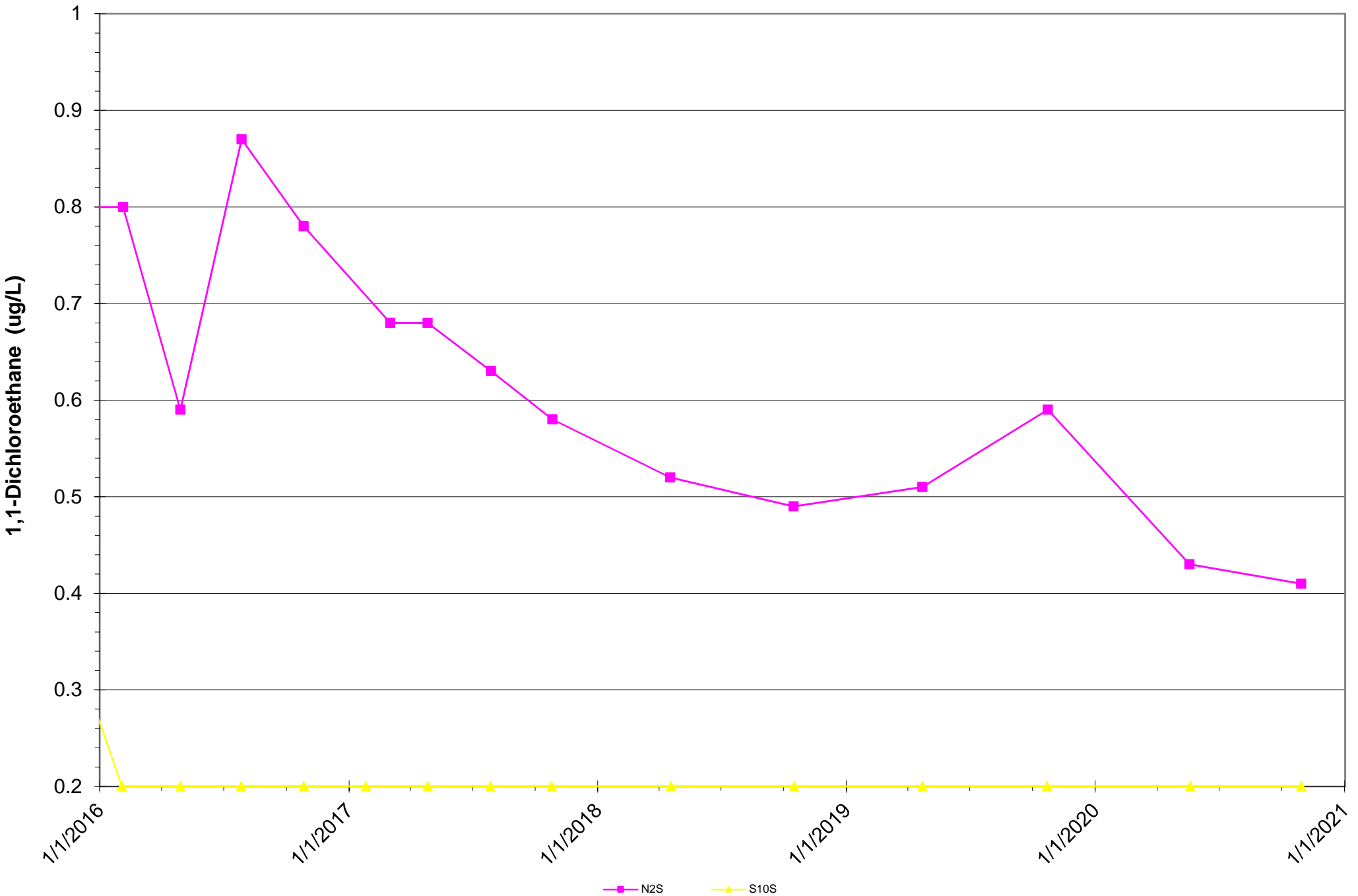


Table C30 - Methylene Chloride Time Series  
2020 Annual Monitoring Report  
Coupeville Solid Waste Facility, Island County, Washington

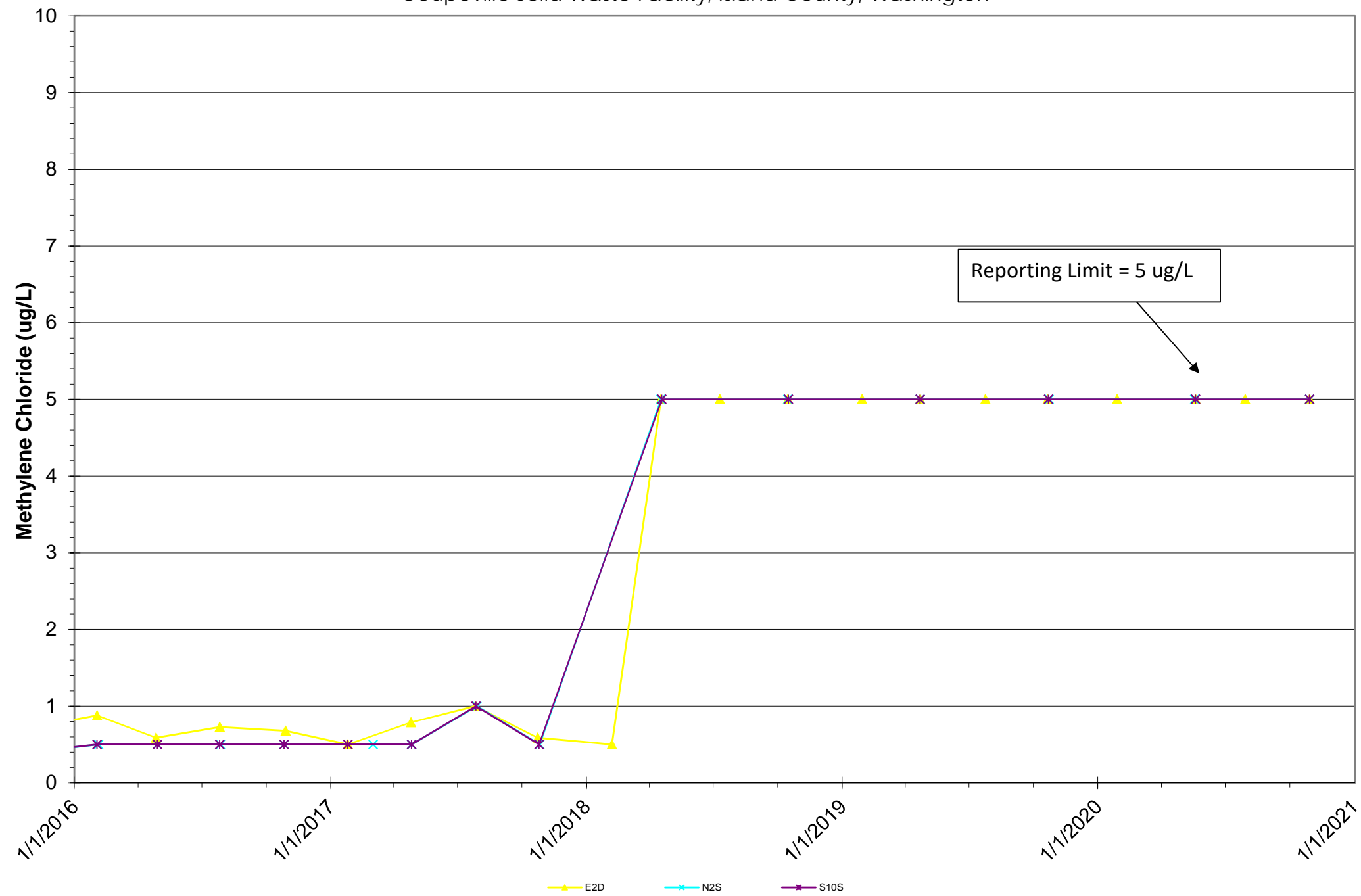


Table C31 - Vinyl Chloride Time Series - Aquifer 1  
 2020 Annual Monitoring Report  
 Coupeville Solid Waste Facility, Island County, Washington

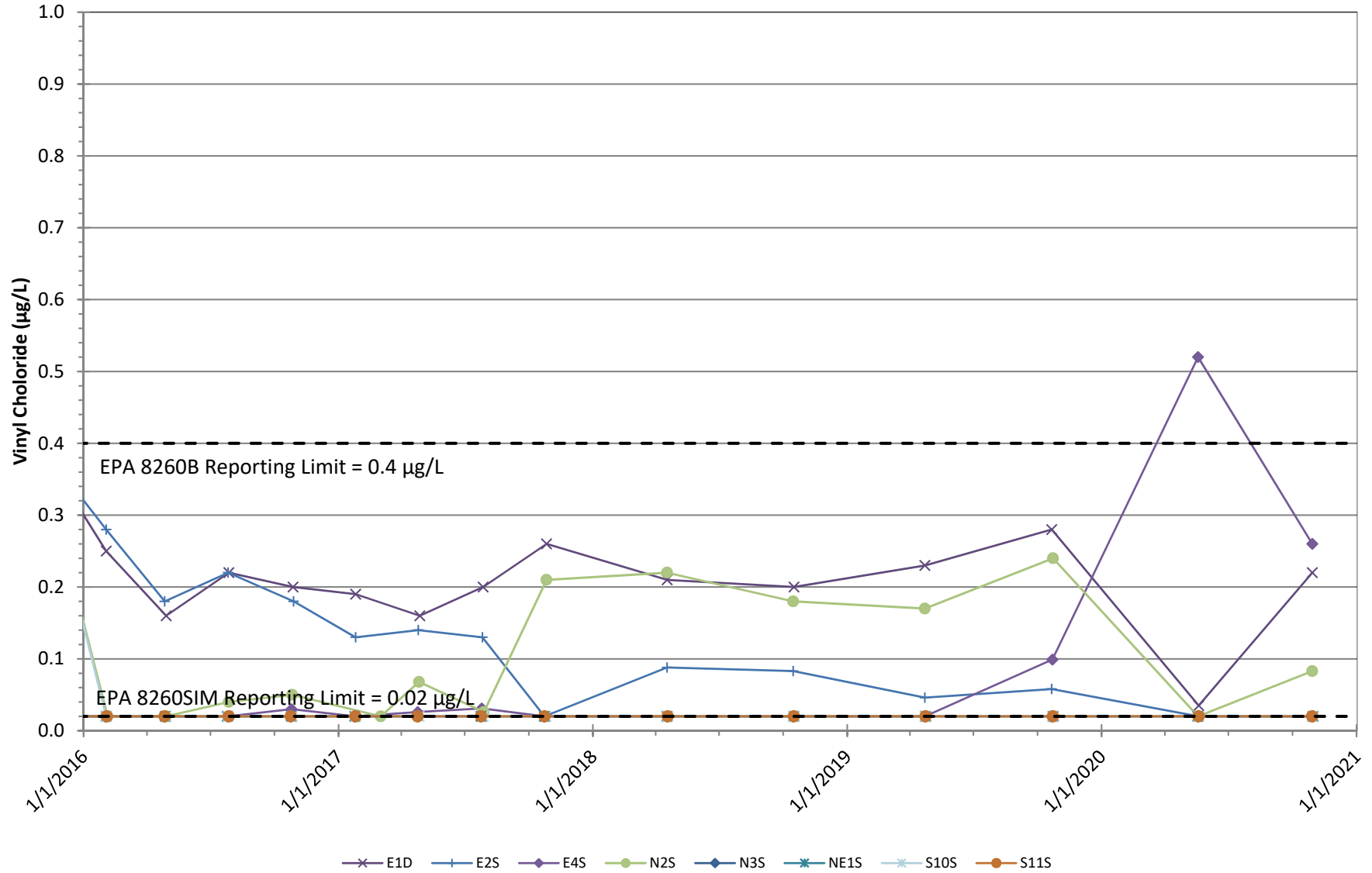


Table C32 - Vinyl Chloride Time Series - Aquifer 2 (High Range)  
2020 Annual Monitoring Report  
Coupeville Solid Waste Facility, Island County, Washington

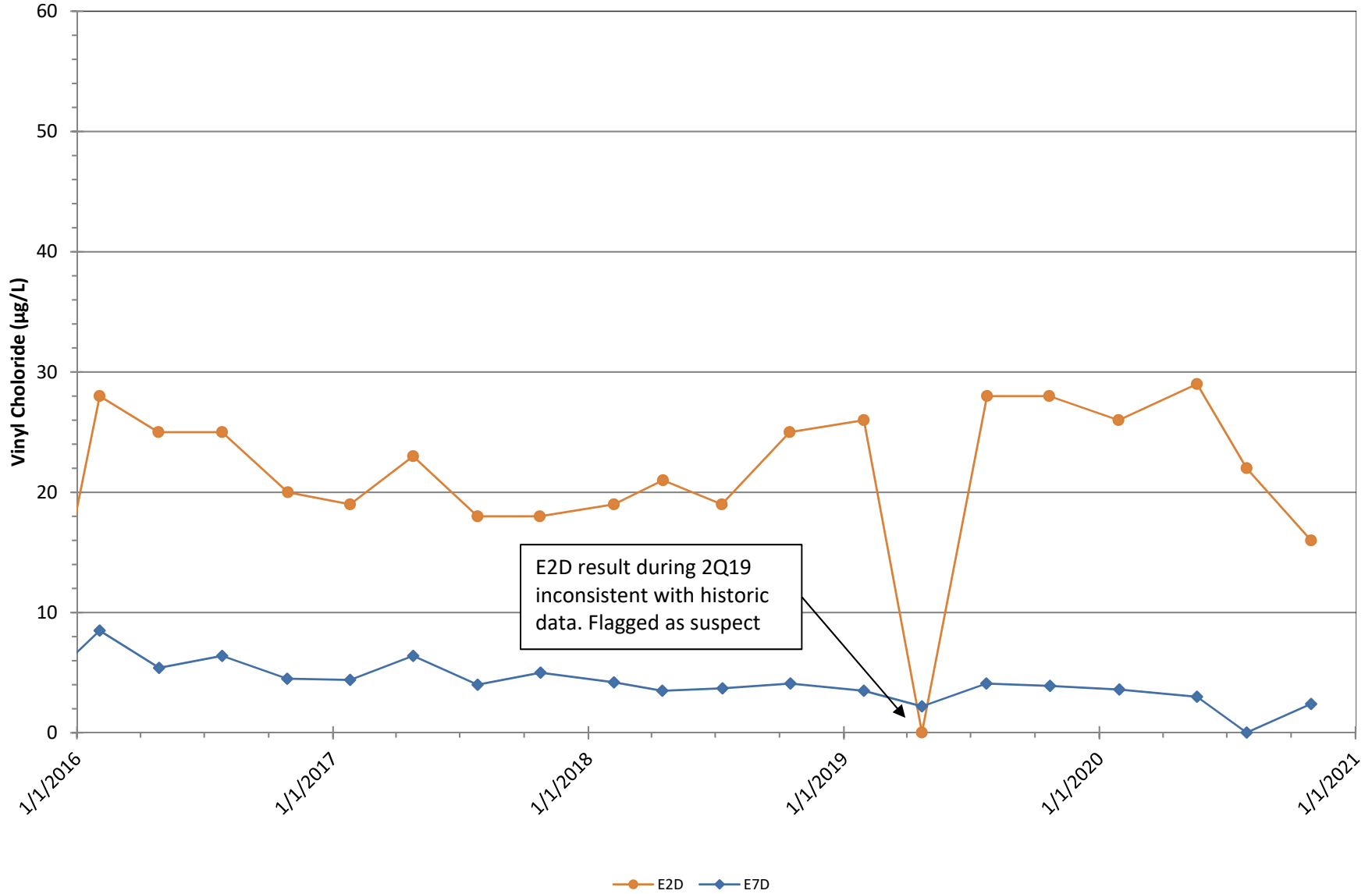
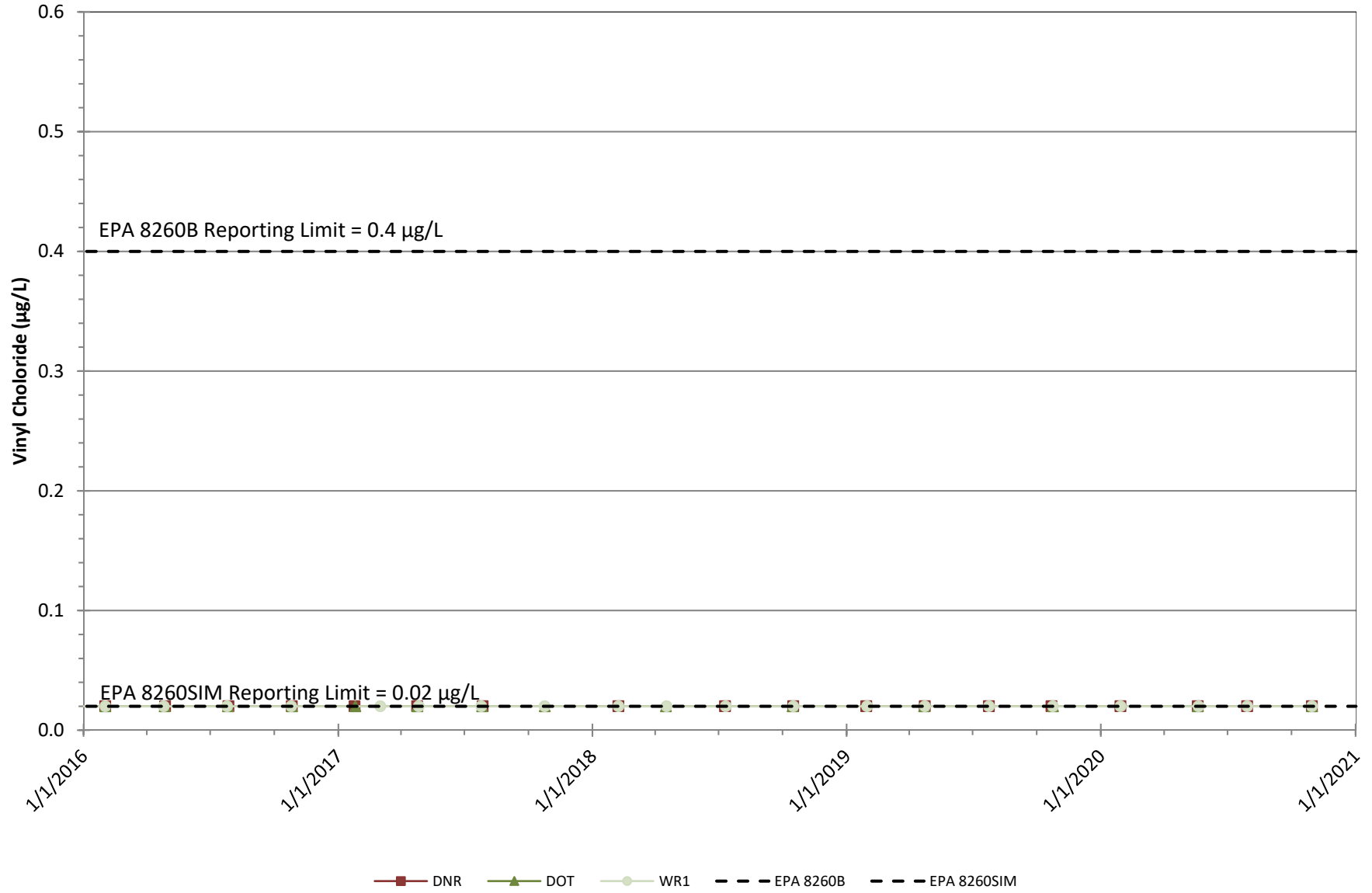





Table C34 - Vinyl Chloride Time Series - Pumping Wells  
2020 Annual Monitoring Report  
Coupeville Solid Waste Facility, Island County, Washington

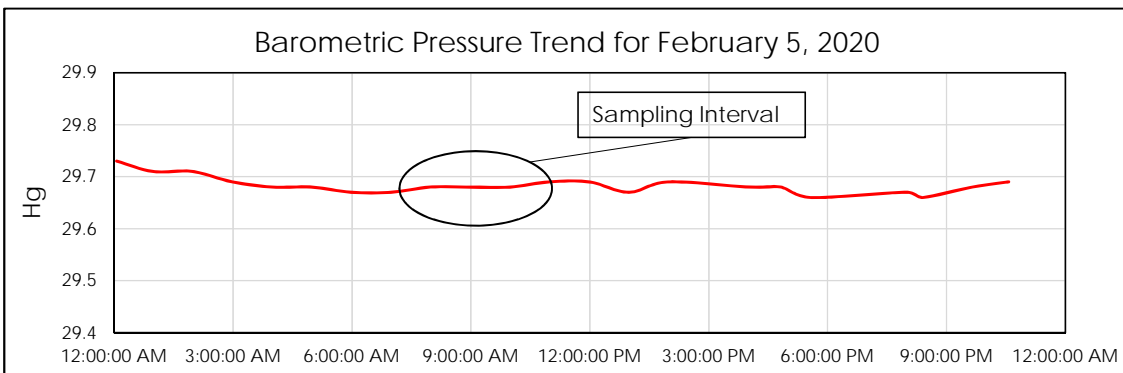
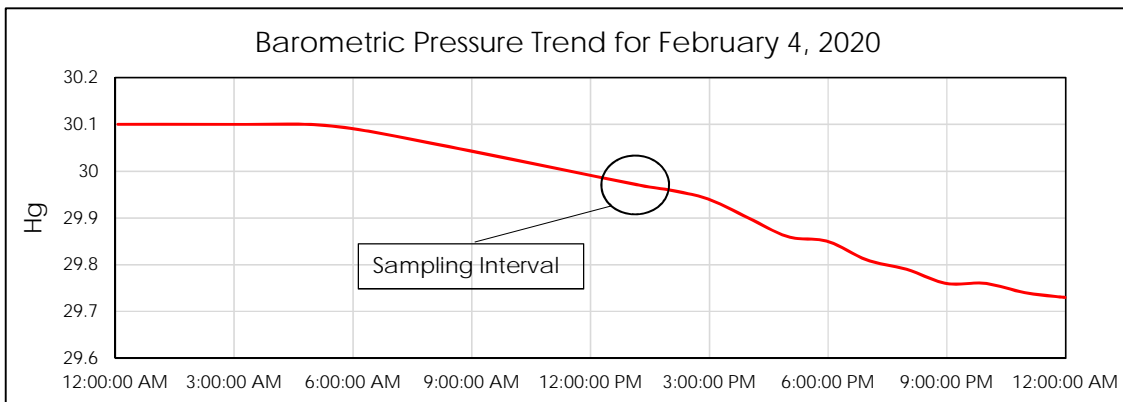
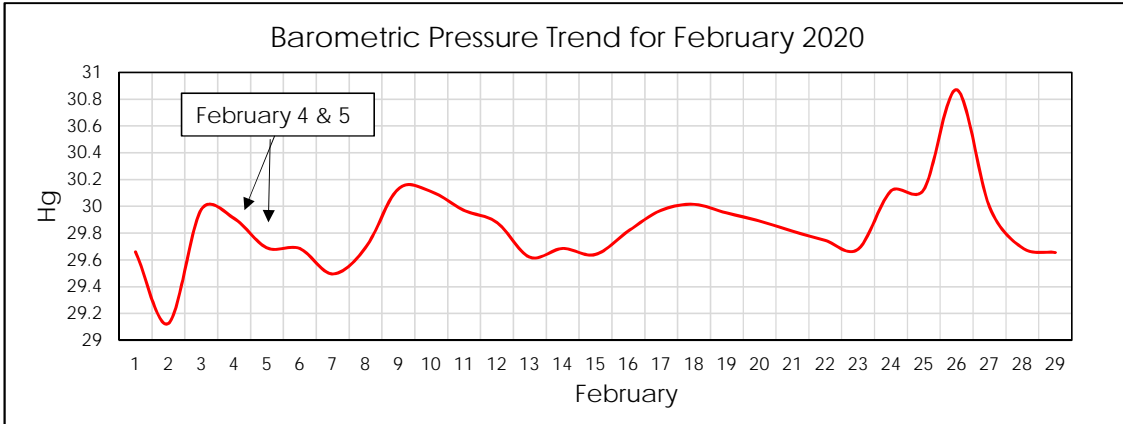




Appendix D  
2020 Barometric Pressure Data



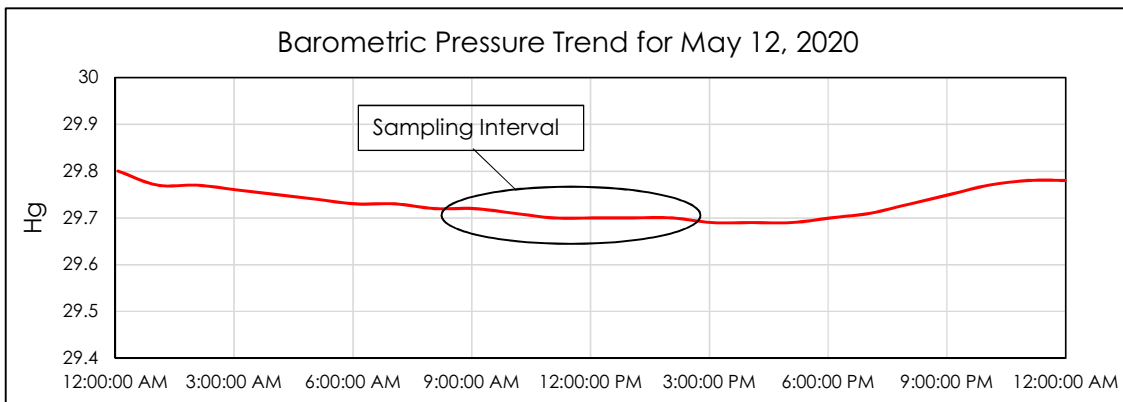
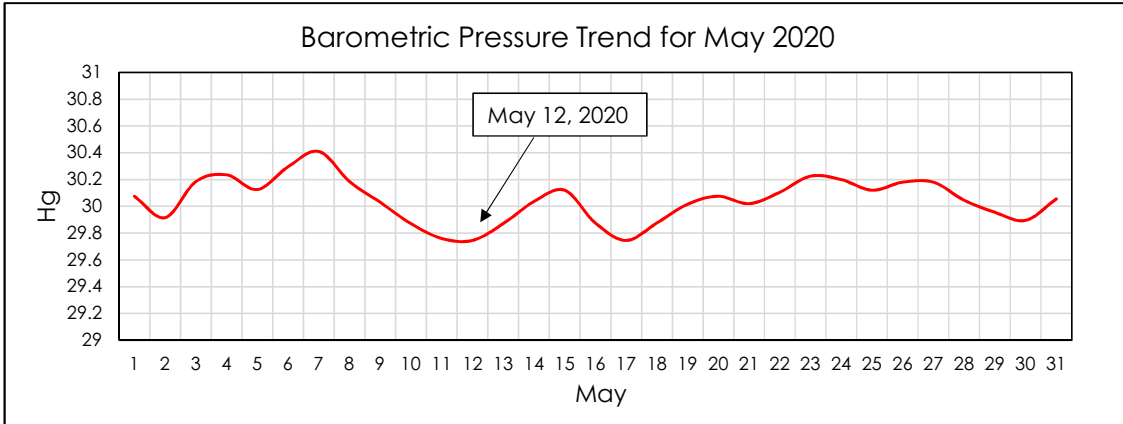
Figure D-1 Barometric Pressure Trends - February 2020  
 First 2020 Data Review  
 Coupeville Solid Waste Facility, Island County, Washington



Source: Coupeville, WA - Wunderground  
 Lat: 48.22 Long: 122.68 Elev: 138 ft-AMSL

Data Sources: <https://www.wunderground.com/dashboard/pws/KWACOUPE25/table/2020-02-5/2020-02-5/daily>

Figure D-2. Barometric Pressure Trends - May 2020  
 Second Quarter 2020 Data Review  
 Coupeville Solid Waste Facility, Island County, Washington



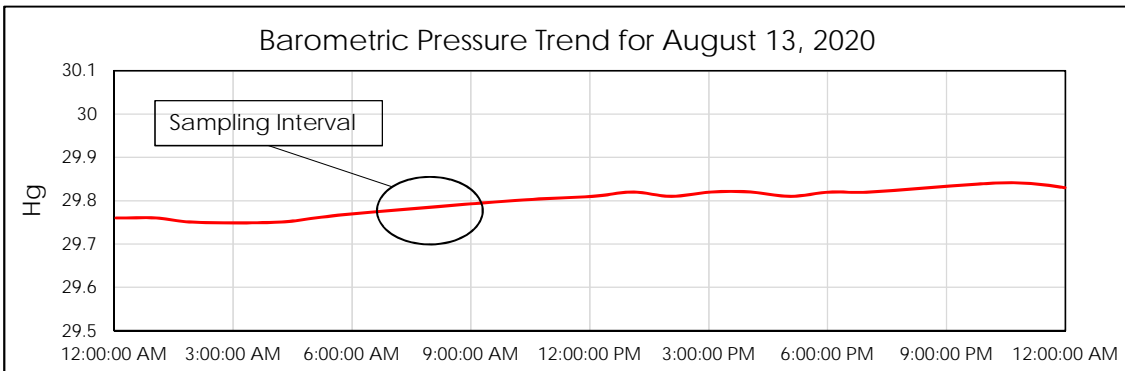
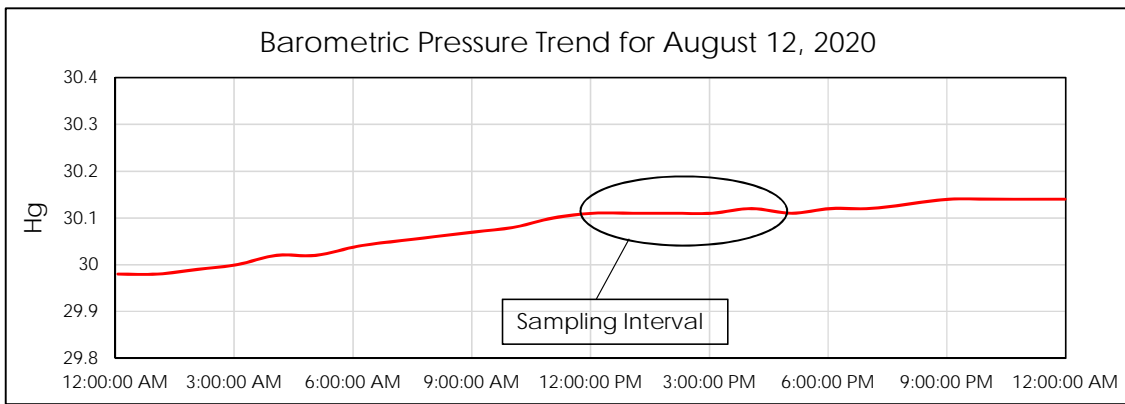
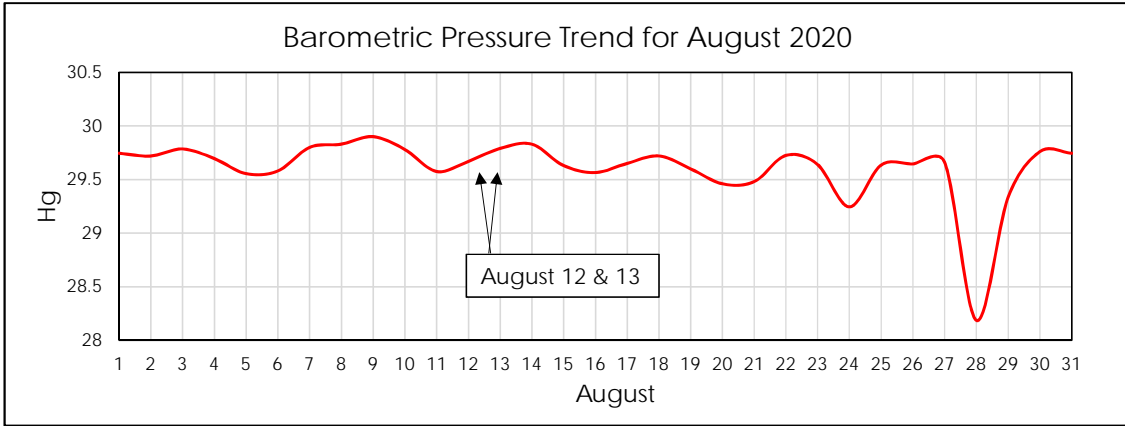
Source: Oak Harbor, WA - Wunderground  
 Lat: 48.25 Long: 122.70 Elev: 170 ft-AMSL

Data Sources:

Daily: <https://www.wunderground.com/dashboard/pws/KWAOAKHA63/table/2020-05-12/2020-05-12/daily>

Monthly: <https://www.wunderground.com/dashboard/pws/KWAOAKHA63/table/2020-05-12/2020-05-12/monthly>

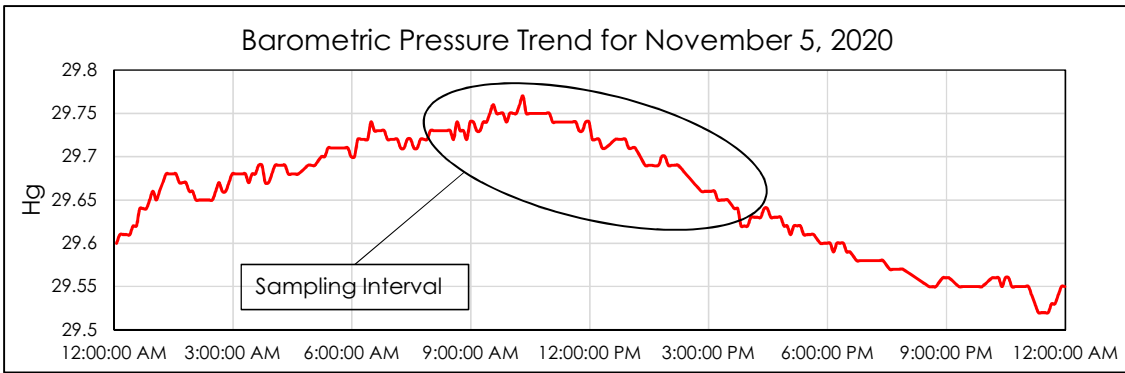
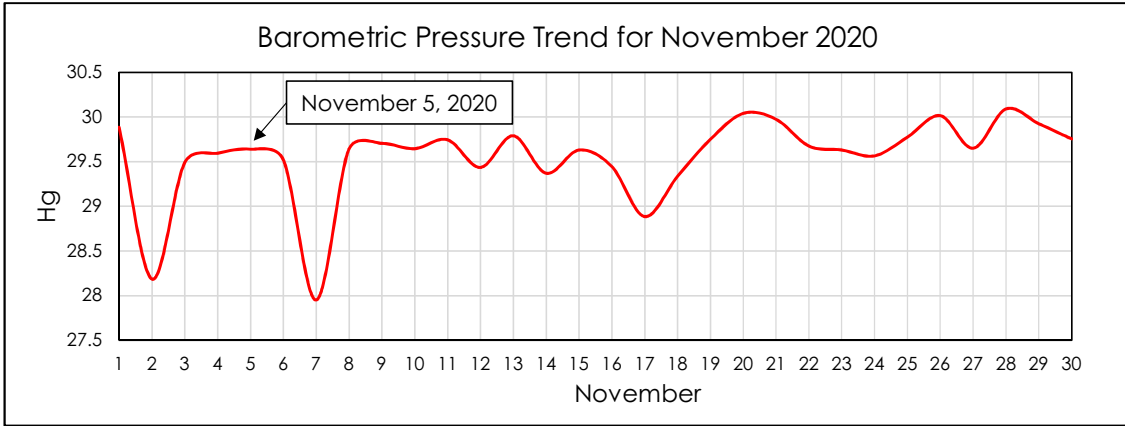
Figure D-3. Barometric Pressure Trends - August 2020  
 Third Quarter 2020 Data Review  
 Coupeville Solid Waste Facility, Island County, Washington



Source: Coupeville, WA - Wunderground  
 Lat: 48.22 Long: 122.68 Elev: 138 ft-AMSL

Data Sources: <https://www.wunderground.com/dashboard/pws/KWACOUPE25/table/2020-08-13/2020-08-13/daily>

Figure D-4. Barometric Pressure Trends - November 2020  
Fourth Quarter 2020 Data Review  
Coupeville Solid Waste Facility, Island County, Washington



Source: Coupeville, WA - Wunderground  
Lat: 48.22 Long: 122.68 Elev: 138 ft-AMSL

Data Sources: <https://www.wunderground.com/dashboard/pws/KWACOUPE25/table/2020-11-5/2020-11-5/daily>