2021 Annual Groundwater Monitoring Report

Phillips 66 North Market Street

Phillips 66 Company

April 01, 2022

→ The Power of Commitment

The services undertaken by GHD in connection with preparing this report were limited to those specifically detailed in the report and are subject to the scope limitations set out in the report.

The opinions, conclusions and any recommendations in this report are based on conditions encountered and information reviewed at the date of preparation of the report. GHD has no responsibility or obligation to update this report to account for events or changes occurring subsequent to the date that the report was prepared.

The opinions, conclusions and any recommendations in this report are based on assumptions made by GHD described in this report. GHD disclaims liability arising from any of the assumptions being incorrect.

GHD

9725 3rd Avenue NE, Suite 204

Seattle, Washington 98115, United States

T +1 425 563 6500 | **F** +1 425 563 6599 | **E** info-northamerica@ghd.com | **ghd.com**

Printed date	4/1/2022 1:35:00 PM
Last saved date	April 01, 2022
File name	\\ghdnet\ghd\US\Lynnwood\Projects\561\12578504\2021 Annual Groundwater Monitoring Report.docx
Author	Melissa Polevoy
Project manager	Moshghan Mansoori
Client name	Phillips 66 Company
Project name	P66 3496 NMSS 2022 GWS and Reporting
Document title	2021 Annual Groundwater Monitoring Report | Phillips 66 North Market Street
Revision version	Rev [00]
Project number	12578504

Document status

Status Code	Revision	Author	Reviewer		Approved for issue		
			Name	Signature	Name	Signature	Date
S4		Melissa Polevoy	Moshghan Mansoori		Judy Gilbert		4/1/2022
S4					Melissa Polevoy		4/1/2022
S4					Moshghan Mansoori		4/1/2022

© GHD 2022

This document is and shall remain the property of GHD. The document may only be used for the purpose for which it was commissioned and in accordance with the Terms of Engagement for the commission. Unauthorised use of this document in any form whatsoever is prohibited.

The Power of Commitment

Contents

1. Introduction **1**

2. Site Activities and Findings **1**

2.1 Current Activities 1

2.2 Findings 1

3. 2021 Investigation Derived Waste **2**

4. Conclusions and Recommendations **2**

Table index

Table 1 **Summary of Groundwater Monitoring Data**

Figure index

Figure 1 **Site Location Map**

Figure 2 **Groundwater Elevation Contour and Chemical Concentration Map – March 30-April 1, 2021**

Figure 3 **Groundwater Elevation Contour and Chemical Concentration Map – June 14-16, 2021**

Figure 4 **Groundwater Elevation Contour and Chemical Concentration Map – November 15-19, 2021**

Appendices

Appendix A **Groundwater Monitoring Field Data Sheets**

Appendix B **Groundwater Monitoring Analytical Reports**

Appendix C **Waste Manifests**

Appendix D **Analytical Results and Reduced Validation Report**

1. Introduction

GHD Services Inc. (GHD) is submitting this *2021 Annual Groundwater Monitoring Report* on behalf of Phillips 66 Company (P66) for the P66 North Market Street Site (NMSS) located at 3225 East Lincoln Road in Spokane, Washington (Site, Figure 1).

The purpose of this annual report is to present the results of the quarterly groundwater monitoring and bioventing system operation events and evaluate the performance of the cleanup action.

2. Site Activities and Findings

2.1 Current Activities

During 2021, groundwater monitoring and sampling was completed by GHD according to the established monitoring program. Groundwater monitoring and sampling consisted of measuring depth to water in select wells from the surveyed top of casing elevation and collecting a groundwater sample using low-flow sampling procedures. Groundwater samples were placed immediately on ice and shipped under chain of custody to an approved laboratory for analysis of the Site constituents of concern.

GHD prepared a site location map (Figure 1) and groundwater elevation contour and chemical concentration maps (Figures 2 through 4). GHD prepared Table 1 summarizing groundwater monitoring data and laboratory analytical results. Field forms and the laboratory analytical reports are included as Appendices A and B, respectively.

2.2 Findings

Quarter/Date (Figure 2)	**1st/ March 30-April 1, 2021**
Groundwater Flow Direction	Southwest
Hydraulic Gradient	0.008 foot/foot
Depth to Water	148.91 to 166.37 feet below top of well casing
Quarter/Date (Figure 3)	**2nd/ June 14-16, 2021**
Groundwater Flow Direction	Southwest
Hydraulic Gradient	0.008 foot/foot
Depth to Water	148.24 to 165.83feet below top of well casing
Quarter/Date (Figure 4)	**4th/November 15-19, 2021**
Groundwater Flow Direction	Southwest
Hydraulic Gradient	0.008 foot/foot
Depth to Water	151.37 to 168.81 feet below top of well casing

As shown in Table 1, laboratory analytical results indicate dissolved arsenic and manganese concentrations exceed the Site's Cleanup Action Plan (CAP) Cleanup Levels (CULs) in nearly every sample collected from all the wells sampled during the first, second, and fourth quarters of 2021. Laboratory analytical results indicate total petroleum

hydrocarbons (TPH), benzene, toluene, ethylbenzene and total xylenes (BTEX) concentrations were below cleanup levels (CULs) or not detected in nearly every sample collected during all three quarters of 2021.

3. 2021 Investigation Derived Waste

All investigation derived waste (IDW) including purge water and decontamination water was stored on-Site in Department of Transportation (DOT)-compliant 55-gallon drum(s) for subsequent disposal. During the fourth quarter 2021 event, IDW water was transported by DH Environmental to Chemical Waste Management of the Northwest in Arlington, Oregon for disposal.

Waste manifest documentation is provided in Appendix C.

4. Conclusions and Recommendations

In 2021, quarterly groundwater monitoring and sampling events were reduced to semi-annual during the second and fourth quarters of each year. Due to this change, groundwater monitoring events were conducted during the first, second, and fourth quarters in 2021. Groundwater monitoring results indicate that groundwater typically flows toward the southwest at an approximate hydraulic gradient of 0.008 foot per foot. Groundwater sampling analytical results indicate that arsenic and manganese concentrations exceed the CULs. Following a data validation of the 4th quarter event (see Attachment D), an exceedance of TPH-Diesel (TPHd) in well NM-4 was qualified as an estimated concentration (see Table 1). The well NM-4 will be sampled again in 2022 and TPHd will be monitored to evaluate whether a trend is present. TPH and BTEX concentrations remain below CULs since the third quarter of 2017. Monitoring wells with arsenic and manganese concentrations above the CULs are consistent with historical data.

After receiving the final approval letter from the Department of Ecology, signed June 3, 2021, planned activities in 2022 include decommissioning of the bioventing system and associated wells, air sparge system and associated wells and several monitoring wells off-Site to the northwest that haven't been included in the groundwater monitoring events for over 5 years (NM-2, NM-12, NM-14, NM-19 through 21, NM-23, and NM-26 through 30).

GHD recommends the following:

- Conduct Semi-Annual groundwater monitoring and sampling events during the second and fourth quarters of each year.
- Sampling for second and fourth quarter will include wells NM-3, NM-4, NM-11, NM-13, NM-18, NM-22, NM-24, NM-31, NM-32, NM-33, and NM-34. All wells will be sampled for total petroleum hydrocarbons as gasoline, diesel and oil, arsenic, and manganese.
- Recommend removing BTEX from the sampling schedule for the following wells NM-3, NM-4, NM-13, NM-22, NM-31, NM-32, NM-33, and NM-34. Only wells NM-11, NM-18, and NM-24 will be sampled for BTEX.

All of Which is Respectfully Submitted,

GHD

Melissa Polevoy
Jr. Environmental Scientist

+1 206 802-1591
melissa.polevoy@ghd.com

Moshghan Mansoori
Senior Geologist/Project Manager

+1 425 563-6516
moshghan.mansoori@ghd.com

Tables

Table 1

Summary of Groundwater Monitoring Data
Phillips 66 North Market Street Site
Spokane, Washington

Sample ID	Date	TOC	DTW	GWE	Hydocarbons TPHg	TPHd	TPHo	VOCs B	T	E	X	Arsenic Total	Arsenic Dissolved	Manganese Total	Manganese Dissolved
		MTCA Method A Screening Levels			800	500	500	5	40	30	20	5	5	50	50
NM-1	3/8/2016	2,000.00	158.55	1,841.45	--	--	--	--	--	--	--	--	--	--	--
NM-1	5/18/2016	2,000.00	156.53	1,843.47	--	--	--	--	--	--	--	--	--	--	--
NM-1	9/29/2016	2,000.00	160.95	1,839.05	--	--	--	--	--	--	--	--	--	--	--
NM-1	11/16/2016	2,000.00	159.98	1,840.02	--	--	--	--	--	--	--	--	--	--	--
NM-1	3/23/2017	2,000.00	156.86	1,843.14	--	--	--	--	--	--	--	--	--	--	--
NM-1	9/12/2017	2,000.00	159.46	1,840.40	--	--	--	--	--	--	--	--	--	--	--
NM-1	11/6/2017	2,000.00	159.64	1,840.36	--	--	--	--	--	--	--	--	--	--	--
NM-2	9/11/2017	--	151.43	--	--	--	--	--	--	--	--	--	--	--	--
NM-2	11/6/2017	--	152.46	--	--	--	--	--	--	--	--	--	--	--	--
NM-3	2/18/2015	--	--	--	100 U	280	390 U	0.2 U	1 U	1 U	3 U	2.4	--	--	--
NM-3	5/4/2015	--	--	--	100 U	610	400 U	--	--	--	3 U	5 U	--	**130**	--
NM-3	9/22/2015	--	--	--	1,000	230 U	390 U	0.27	30	1 U	5.3	1.7	--	**170**	--
NM-3	12/1/2015	--	--	--	130	320 U	530 U	0.2 U	1 U	1 U	3 U	2.1	--	**1,000**	--
NM-3	3/9/2016	1,989.80	154.71	1,835.09	<100	160 J	<200	<0.200	<1.0	<1.0	<3.0	1.3	--	**450**	--
NM-3	5/19/2016	1,989.80	152.79	1,837.01	<100	250	<220	<0.200	<1.0	<1.0	<3.0	1	--	25	--
NM-3	11/15/2016	1,989.80	156.59	1,833.21	<50	29 J	<66	<0.5	<0.5	<0.5	<0.5	1.1 J	--	**129**	--
NM-3	3/21/2017	1,989.80	153.36	1,836.44	220 J	130	75 J	<0.5	0.5 J	<0.5	<0.5	0.78 J	--	**112**	--
NM-3	8/2/2017	1,989.80	154.97	1,834.83	<250	820	290	<1	<1	<1	<1	<2	--	16.1	--
NM-3	9/11/2017	1,989.80	155.41	1,834.39	--	--	--	--	--	--	--	--	--	--	--
NM-3	11/7/2017	1,989.80	155.66	1,834.14	<250	79 J	<260	<1	<1	<1	<1	**5.7**	--	**1,350**	--
NM-3	6/18/2018	1989.80	151.09	1838.71	--	--	--	--	--	--	--	--	--	--	--
NM-3	6/19/2018	--	--	--	--	--	--	--	--	--	--	--	1.2 J	--	**137**
NM-3	12/3/2018	1989.80	155.87	1833.93	--	--	--	--	--	--	--	--	--	--	--
NM-3	3/4/2019	1989.80	154.99	1834.81	--	--	--	--	--	--	--	--	--	--	--
NM-3	5/20/2019	1989.80	153.06	1836.74	--	--	--	--	--	--	--	--	0.90 J	--	10.8 J
NM-3	10/28/2019	1989.80	156.67	1833.13	--	--	--	--	--	--	--	--	--	--	--
NM-3	3/4/2020	1989.80	154.75	1835.05	--	--	--	--	--	--	--	--	--	--	--
NM-3	6/11/2020	1989.80	152.75	1837.05	<250	570	200 J	<1.0	<1.0	<1.0	<6.0	**6.1**	--	**1,000**	--
NM-3 Dup	6/11/2020	1989.80	152.75	1827.85	22 J	540	160 J	<1.0	<1.0	<1.0	<6.0	**6.4**	--	**1,000**	--
NM-3	9/1/2020	1989.80	155.88	1833.92	--	--	--	--	--	--	--	--	--	--	--
NM-3	11/30/2020	1989.80	156.25	1833.55	--	--	--	--	--	--	--	--	--	--	--
NM-3	4/1/2021	1989.80	154.87	1834.93	<250	<100	<250	<1.0	<1.0	<1.0	<6.0	2.2	--	**470**	--
NM-3	6/14/2021	1989.80	154.22	1835.58	--	--	--	--	--	--	--	--	--	--	--
NM-3	11/15/2021	1989.80	157.28	1832.52	<250	<100	<260	<1.0	<1.0	<1.0	<1.0	2.1	--	**470**	--
NM-4	2/18/2015	--	--	--	340	640	410 U	0.2 U	1 U	1 U	3 U	**8.4**	--	--	--

Table 1

Summary of Groundwater Monitoring Data
Phillips 66 North Market Street Site
Spokane, Washington

Sample ID	Date	TOC	DTW	GWE	Hydocarbons TPHg	TPHd	TPHo	VOCs B	T	E	X	Arsenic Total	Arsenic Dissolved	Manganese Total	Manganese Dissolved
		MTCA Method A Screening Levels			800	500	500	5	40	30	20	5	5	50	50
NM-4	5/4/2015	--	--	--	360	560	400 U	0.2 U	1 U	1 U	3 U	**6.8**	--	**1,200**	--
NM-4	9/22/2015	--	--	--	630	600	400 U	0.2 U	1.9	1 U	3 U	**6.01 / 6**	--	**882 / 890**	--
NM-4	12/1/2015	--	--	--	240	370	390 U	0.2 U	1 U	1 U	3 U	**5.4**	--	**1,700**	--
NM-4	3/9/2016	1,983.70	149.96	1,833.74	710	**1200 J**	<210	<0.200	<1.0	<1.0	<3.0	**12**	--	**1000**	--
NM-4	5/19/2016	1,983.70	147.96	1,835.74	170	280	<200	<0.200	<1.0	<1.0	<3.0	3.9	--	**1700**	--
NM-4	9/29/2016	1,983.70	152.45	1,831.25	1000	690	<077	<0.5	<0.5	<0.5	<0.5	<9.7	--	**1270**	--
NM-4	11/16/2016	1,983.70	151.72	1,831.98	540	340	<66	<0.5	<0.5	<0.5	<0.5	3.8	--	**846**	--
NM-4	3/21/2017	1,983.70	148.50	1,835.20	540	340	<66	<0.5	<0.5	<0.5	<0.5	1.3 J	--	**620**	--
NM-4	8/2/2017	1,983.70	148.55	1,835.15	770	410	<240	<1	<1	<1	0.6 J	4.4	--	**752**	--
NM-4	9/11/2017	1,983.70	150.76	1,833.14	--	--	--	--	--	--	--	--	--	--	--
NM-4	9/15/2017	--	--	--	220 J	420	<300	<1	<1	<1	<1	**38.6**	--	**1,040**	--
NM-4	11/7/2017	1,983.70	150.80	1,832.90	450	320	<260	<1	<1	<1	<1	**14.1**	--	**635**	--
NM-4	3/23/2018	1983.70	147.82	1835.88	--	--	--	--	--	--	--	--	2.2	--	**694**
NM-4	6/18/2018	1983.70	146.30	1837.40	--	--	--	--	--	--	--	--	--	--	--
NM-4	6/19/2018	--	--	--	--	--	--	--	--	--	--	--	0.84 J	--	**787**
NM-4	9/24/2018	1983.70	151.16	1832.54	--	--	--	--	--	--	--	--	--	--	--
NM-4	9/25/2018	--	--	--	--	--	--	--	--	--	--	--	1.2 J	--	**457**
NM-4	12/3/2018	1983.70	151.06	1832.64	--	--	--	--	--	--	--	--	--	--	--
NM-4	12/4/2018	--	--	--	--	--	--	--	--	--	--	--	1.4 J	--	**590**
NM-4	3/5/2019	1983.70	150.20	1833.50	--	--	--	--	--	--	--	--	1.2 J	--	**417**
NM-4	5/20/2019	1983.70	148.27	1835.43	--	--	--	--	--	--	--	--	3.3	--	**141**
NM-4	8/19/2019	1983.70	151.00	1832.70	--	--	--	--	--	--	--	--	--	--	--
NM-4	8/20/2019	--	--	--	510	380	260 U	--	--	--	--	**14.0**	--	**700**	--
NM-4	10/29/2019	1983.70	151.80	1831.90	120 J	77 J	<300	--	--	--	--	**14.5**	--	**237**	--
NM-4	3/4/2020	1983.70	149.88	1833.82	460	620	<270	<1	<1	<1	<6	**36.3**	--	**763**	--
NM-4	6/11/2020	1983.70	147.95	1835.75	400	350	120 J	<1.0	<1.0	<1.0	<6.0	**55**	--	**670**	--
NM-4	9/1/2020	1983.70	151.04	1832.66	380	330	<260	<1.0	<1.0	<1.0	<6.0	**28**	--	**530**	--
NM-4 DUP	9/1/2020	1983.70	151.04	1832.66	390	390	<280	<1.0	<1.0	<1.0	<6.0	**25**	--	**530**	--
NM-4	12/1/2020	1983.70	151.43	1832.27	560	750	<280	<1.0	<1.0	<1.0	<6.0	**21**	--	**840**	--
NM-4	3/31/2021	1983.70	150.02	1833.68	490	360	<250	<1.0	<1.0	<1.0	<6.0	**8.4**	--	**790**	--
NM-4	6/15/2021	1983.70	149.38	1834.32	<250	110	<230	<1.0	<1.0	<1.0	<1.0	3.9	--	**710**	--
NM-4	11/17/2021	1983.70	152.46	1831.24	470	**1,900 J**[(1)]	<270	<1.0	<1.0	<1.0	<1.0	**5.7**	--	**950**	--
NM-5	9/11/2017	--	151.52	--	--	--	--	--	--	--	--	--	--	--	--
NM-5	11/6/2017	--	151.78	--	--	--	--	--	--	--	--	--	--	--	--
NM-6	3/8/2016	1,997.00	153.70	1,843.30	--	--	--	--	--	--	--	--	--	--	--
NM-6	5/18/2016	1,997.00	151.68	1,845.32	--	--	--	--	--	--	--	--	--	--	--

Table 1

Summary of Groundwater Monitoring Data
Phillips 66 North Market Street Site
Spokane, Washington

Sample ID	Date	TOC	DTW	GWE	Hydocarbons TPHg	TPHd	TPHo	VOCs B	T	E	X	Arsenic Total	Arsenic Dissolved	Manganese Total	Manganese Dissolved
		MTCA Method A Screening Levels			800	500	500	5	40	30	20	5	5	50	50
NM-6	9/29/2016	1,997.00	156.17	1,840.83	--	--	--	--	--	--	--	--	--	--	--
NM-6	11/16/2016	1,997.00	155.61	1,841.39	--	--	--	--	--	--	--	--	--	--	--
NM-6	3/23/2017	1,997.00	151.98	1,845.02	--	--	--	--	--	--	--	--	--	--	--
NM-6	9/12/2017	1,997.00	154.70	1,842.30	--	--	--	--	--	--	--	--	--	--	--
NM-6	11/6/2017	1,997.00	154.85	1,842.15	--	--	--	--	--	--	--	--	--	--	--
NM-7	3/8/2016	1,999.30	159.79	1,839.51	--	--	--	--	--	--	--	--	--	--	--
NM-7	5/18/2016	1,999.30	157.79	1,841.51	--	--	--	--	--	--	--	--	--	--	--
NM-7	9/29/2016	1,999.30	162.11	1,837.19	--	--	--	--	--	--	--	--	--	--	--
NM-7	11/16/2016	1,999.30	161.62	1,837.68	--	--	--	--	--	--	--	--	--	--	--
NM-7	3/23/2017	1,999.30	158.20	1,841.10	--	--	--	--	--	--	--	--	--	--	--
NM-7	9/12/2017	1,999.30	160.62	1,838.68	--	--	--	--	--	--	--	--	--	--	--
NM-7	11/6/2017	1,999.30	160.79	1,838.51	--	--	--	--	--	--	--	--	--	--	--
NM-10	9/12/2017	--	132.68	--	--	--	--	--	--	--	--	--	--	--	--
NM-10	11/6/2017	--	132.76	--	--	--	--	--	--	--	--	--	--	--	--
NM-11	2/18/2015	--	--	--	1,000	570	410 U	0.2 U	1 U	2.5	3 U	**6.75 / 6.6**	--	--	--
NM-11	5/4/2015	--	--	--	300	240	400 U	0.2 U	1 U	1 U	3 U	**8.97 / 9**	--	**59 / 58**	--
NM-11	9/22/2015	--	--	--	750	430	390 U	0.2 U	1 U	1.3	3 U	**5.3**	--	**290**	--
NM-11	12/1/2015	--	--	--	**1,300**	**1,200**	390 U	0.2 U	1.3	2.2	3 U	**7.2**	--	**360**	--
NM-11	3/9/2016	1,987.00	151.98	1,835.02	570	390 J	<200	<0.200	1.8	2.1	<3.0	**7.7**	--	**160**	--
NM-11 Dup	3/9/2016				560	520 J	220	<0.200	1.9	2.1	<3.0	**7**	--	**150**	--
NM-11	5/19/2016	1,987.00	149.92	1,837.08	180	190	<200	<0.200	<1.0	1.6	<3.0	**23**	--	**77**	--
NM-11 Dup	5/19/2016				150	--	--	<0.200	<1.0	1.6	<3.0	--	--	--	--
NM-11	9/29/2016	1,987.00	154.35	1,832.65	570	290	<76	<0.5	<0.5	<0.5	2	**17.3 J**	--	**157**	--
NM-11 Dup	9/29/2016				520	290	<75	<0.5	<0.5	<0.5	2	--	--	--	--
NM-11	11/16/2016	1,987.00	153.74	1,833.26	**1300**	360	<66	<0.5	0.7 J	2	2	3.4	--	**165**	--
NM-11 Dup	11/16/2016				**1300**	360	<66	<0.5	0.7 J	2	2	--	--	--	--
NM-11	3/22/2017	1,987.00	150.46	1,836.54	72 J	50	<71	<0.5	<0.5	<0.5	<0.5	**5.2**	--	23.5	--
NM-11 Dup	3/22/2017				81 J	56 J	<66	<0.5	<0.5	<0.5	<0.5	--	--	--	--
NM-11	8/2/2017	1,987.00	150.39	1,836.61	**1200**	240	<240	<1	0.9 J	2	0.5 J	5	--	**203**	--
NM-11	9/12/2017	1,987.00	152.64	1,834.55	--	--	--	--	--	--	--	--	--	--	--
NM-11	9/15/2017	--	--	--	410	210	<250	<1	1	2	0.5 J	**12.4**	--	**691**	--
NM-11	11/7/2017	1,987.00	152.77	1,834.23	930	480	<260	<1	0.7 J	2	0.8 J	**7**	--	**415**	--
NM-11	3/23/2018	1987.00	149.81	1837.19	380	--	--	--	--	--	--	--	3.3	--	21.5
NM-11	6/18/2018	1987.00	148.17	1838.83	--	--	--	--	--	--	--	--	--	--	--
NM-11	6/19/2018	--	--	--	250 U	--	--	--	--	--	--	--	2.4 J	--	20.0 U

Table 1

Summary of Groundwater Monitoring Data
Phillips 66 North Market Street Site
Spokane, Washington

Sample ID	Date	TOC	DTW	GWE	Hydocarbons TPHg	TPHd	TPHo	VOCs B	T	E	X	Arsenic Total	Arsenic Dissolved	Manganese Total	Manganese Dissolved
		MTCA Method A Screening Levels			800	500	500	5	40	30	20	5	5	50	50
NM-11	9/24/2018	1987.00	153.05	1833.95	--	--	--	--	--	--	--	--	--	--	--
NM-11	9/25/2018	--	--	--	160 J	--	--	--	--	--	--	--	3.1	--	23.7
NM-11	12/3/2018	1987.00	152.96	1834.04	320	--	--	--	--	--	--	--	1.0 J	--	**91.2**
NM-11	3/5/2019	1987.00	152.10	1834.90	200 J	--	--	--	--	--	--	--	2.0 J	--	**132**
NM-11	5/20/2019	1987.00	150.27	1836.73	150 J	--	--	--	--	--	--	--	2.9	--	1.3 J
NM-11	8/19/2019	1987.00	152.90	1834.10	690	96 J	250 U	--	--	--	--	**18.4**	--	**311**	--
NM-11HS	8/20/2019	--	--	--	430	390	300 U	--	--	--	--	**8.4**	--	**409**	--
NM-11	10/28/2019	1987.00	153.78	1833.22	840	540	<260	--	--	--	--	**38.1**	--	**364**	--
NM-11	3/4/2020	1987.00	151.90	1835.10	310	100 J	<270	<1	0.6 J	<1	<6	**10.9**	--	**124**	--
NM-11	6/9/2020	1987.00	149.89	1837.11	340	59 J	<300	<1.0	<1.0	<1.0	<6.0	**26**	--	**280**	--
NM-11	8/31/2020	1987.00	152.95	1834.05	670	270	<320	<1.0	0.72 J	0.49 J	<6.0	**6.9**	--	**330**	--
NM-11	12/1/2020	1987.00	153.40	1833.60	820	190	<290	<1.0	0.35 J	<1.0	<6.0	4.9	--	**170**	--
NM-11	3/30/2021	1987.00	151.97	1835.03	450	170	<250	<1.0	<1.0	<1.0	<6.0	**9.3**	--	**200**	--
NM-11	6/15/2021	1987.00	151.27	1835.73	330	100	<240	<1.0	<1.0	<1.0	<1.0	**11**	--	**180**	--
NM-11	11/15/2021	1987.00	154.47	1832.53	<250	310	<260	<1.0	<1.0	<1.0	<1.0	**22**	--	**150**	--
NM-12	3/8/2016	1,982.50	148.96	1,833.54	--	--	--	--	--	--	--	--	--	--	--
NM-12	5/18/2016	1,982.50	146.50	1,836.00	--	--	--	--	--	--	--	--	--	--	--
NM-12	9/29/2016	1,982.50	150.91	1,831.59	--	--	--	--	--	--	--	--	--	--	--
NM-12	11/16/2016	1,982.50	150.19	1,832.31	--	--	--	--	--	--	--	--	--	--	--
NM-12	3/23/2017	1,982.50	NM	NM	--	--	--	--	--	--	--	--	--	--	--
NM-12	9/12/2017	1,982.50	149.04	1,833.46	--	--	--	--	--	--	--	--	--	--	--
NM-12	11/6/2017	1,982.50	149.00	1,833.50	--	--	--	--	--	--	--	--	--	--	--
NM-13	5/5/2015	--	--	--	120	280	410 U	0.2 U	1 U	1 U	3 U	5 U	--	**170**	--
NM-13	12/3/2015	--	--	--	100 U	570	420 U	0.2 U	1 U	1 U	3 U	2.1	--	12	--
NM-13	3/8/2016	1,980.80	148.90	1,831.90	--	--	--	--	--	--	--	--	--	--	--
NM-13	5/19/2016	1,980.80	147.90	1,832.90	<100	390	<200	<0.200	<1.0	<1.0	<3.0	1.4	--	**400**	--
NM-13	9/29/2016	1,980.80	NM	NM	--	--	--	--	--	--	--	--	--	--	--
NM-13	11/16/2016	1,980.80	150.61	1,830.19	<50	120	<66	<0.5	<0.5	<0.5	<0.5	1.0 J	--	34	--
NM-13	3/23/2017	1,980.80	147.23	1,833.57	--	--	--	--	--	--	--	--	--	--	--
NM-13	8/2/2017	1,980.80	147.29	1,833.51	160 J	630	71 J	<1	<1	<1	<1	3.1	--	**424**	--
NM-13	9/12/2017	1,980.80	149.40	1,831.40	--	--	--	--	--	--	--	--	--	--	--
NM-13	11/7/2017	1,980.80	149.66	1,831.14	50 J	460	<260	<1	<1	<1	<1	2.1	--	**191**	--
NM-13	6/18/2018	1980.80	145.10	1835.70	--	--	--	--	--	--	--	--	--	--	--
NM-13	6/19/2018	--	--	--	--	--	--	--	--	--	--	--	0.95 J	--	41.1
NM-13	12/3/2018	1980.80	149.88	1830.92	--	--	--	--	--	--	--	--	--	--	--
NM-13	3/4/2019	1980.80	149.00	1831.80	--	--	--	--	--	--	--	--	--	--	--

Table 1

Summary of Groundwater Monitoring Data
Phillips 66 North Market Street Site
Spokane, Washington

Sample ID	Date	TOC	DTW	GWE	Hydocarbons TPHg	TPHd	TPHo	VOCs B	T	E	X	Arsenic Total	Arsenic Dissolved	Manganese Total	Manganese Dissolved
		MTCA Method A Screening Levels			800	500	500	5	40	30	20	5	5	50	50
NM-13	5/20/2019	1980.80	147.10	1833.70	--	--	--	--	--	--	--	--	0.88 J	--	16.8 J
NM-13	10/28/2019	1980.80	150.68	1830.12	--	--	--	--	--	--	--	--	--	--	--
NM-13	3/4/2020	1980.80	148.74	1832.06	--	--	--	--	--	--	--	--	--	--	--
NM-13	6/11/2020	1980.80	146.81	1833.99	<250	120	<270	<1.0	<1.0	<1.0	<6.0	3.3	--	**68**	--
NM-13	9/1/2020	1980.80	149.87	1830.93	--	--	--	--	--	--	--	--	--	--	--
NM-13	11/30/2020	1980.80	150.28	1830.52	--	--	--	--	--	--	--	--	--	--	--
NM-13	3/31/2021	1980.80	148.91	1831.89	<250	200	<260	<1.0	<1.0	<1.0	<6.0	2.2	--	**60**	--
NM-13	6/14/2021	1980.80	148.24	1832.56	--	--	--	--	--	--	--	--	--	--	--
NM-13	11/17/2021	1980.80	151.37	1829.43	<250	340	<260	<1.0	<1.0	<1.0	<1.0	<2.0	--	<10	--
NM-18	5/6/2015	--	--	--	100	410	390 U	0.2 U	1 U	1 U	3 U	**9.3**	--	**280**	--
NM-18	12/1/2015	--	--	--	100 U	240 U	400 U	0.2 U	1 U	1 U	3 U	**56**	--	**620**	--
NM-18	--	1,982.30	151.35	1,830.95	--	--	--	--	--	--	--	--	--	--	--
NM-18	5/18/2016	1,982.30	149.29	1,833.01	<110	410	<210	<0.200	<1.0	<1.0	<3.0	**16**	--	**84**	--
NM-18	9/29/2016	1,982.30	NM	NM	--	--	--	--	--	--	--	--	--	--	--
NM-18	11/16/2016	1,982.30	153.02	1,829.28	82	210	<67	<0.5	<0.5	<0.5	<0.5	**22.8**	--	**229**	--
NM-18	3/23/2017	1,982.30	149.77	1,832.53	--	--	--	--	--	--	--	--	--	--	--
NM-18	8/2/2017	1,982.30	149.79	1,832.51	89 J	410	<240	<1	<1	<1	<1	1.9 J	--	**482**	--
NM-18	9/12/2017	1,982.30	151.81	1,830.49	--	--	--	--	--	--	--	--	--	--	--
NM-18	11/7/2017	1,982.30	150.09	1,832.21	<250	160	<250	<1	<1	<1	<1	**34**	--	**578**	--
NM-18	6/18/2018	1982.30	147.64	1834.66	--	--	--	--	--	--	--	--	--	--	--
NM-18	6/19/2018	--	--	--	--	--	--	--	--	--	--	--	1.0 J	--	**108**
NM-18	12/3/2018	1982.30	152.29	1830.01	--	--	--	--	--	--	--	--	--	--	--
NM-18	12/4/2018	--	--	--	--	--	--	--	--	--	--	--	1.4 J	--	20.0 U
NM-18	3/4/2019	1982.30	151.46	1830.84	--	--	--	--	--	--	--	--	--	--	--
NM-18	5/20/2019	1982.30	149.61	1832.69	--	--	--	--	--	--	--	--	1.1 J	--	20.0 U
NM-18	10/29/2019	1982.30	153.07	1829.23	22 J	<100	<260	--	--	--	--	**10.9**	--	**230**	--
NM-18	3/4/2020	1982.30	151.19	1831.11	--	--	--	--	--	--	--	--	--	--	--
NM-18	6/10/2020	1982.30	149.31	1832.99	29 J	100 J	<260	<1.0	<1.0	<1.0	<6.0	**30**	--	**660**	--
NM-18	9/1/2020	1982.30	152.27	1830.03	--	--	--	--	--	--	--	--	--	--	--
NM-18	12/1/2020	1982.30	152.68	1829.62	34 J	120	<260	<1.0	<1.0	<1.0	<6.0	**18**	--	**280**	--
NM-18	4/1/2021	1982.30	151.29	1831.01	<250	<110	<260	<1.0	<1.0	<1.0	<6.0	**13**	--	**260**	--
NM-18 Dup	4/1/2021	1982.30	151.29	1831.01	<250	<100	<250	<1.0	<1.0	<1.0	<6.0	**9.4**	--	**270**	--
NM-18	6/14/2021	1982.30	150.68	1831.62	--	--	--	--	--	--	--	--	--	--	--
NM-18	11/18/2021	1982.30	153.74	1828.56	<250	<100	<260	<1.0	<1.0	<1.0	<1.0	3.6	--	24	--

Table 1

Summary of Groundwater Monitoring Data
Phillips 66 North Market Street Site
Spokane, Washington

Sample ID	Date	TOC	DTW	GWE	Hydocarbons TPHg	TPHd	TPHo	VOCs B	T	E	X	Arsenic Total	Arsenic Dissolved	Manganese Total	Manganese Dissolved
		MTCA Method A Screening Levels			800	500	500	5	40	30	20	5	5	50	50
NM-19	3/9/2016	1,975.60	156.81	1,818.79	--	--	--	--	--	--	--	--	--	--	--
NM-19	5/17/2016	1,975.60	154.90	1,820.70	--	--	--	--	--	--	--	--	--	--	--
NM-19	9/29/2016	1,975.60	158.73	1,816.87	--	--	--	--	--	--	--	--	--	--	--
NM-19	11/16/2016	1,975.60	159.30	1,816.30	--	--	--	--	--	--	--	--	--	--	--
NM-19	3/23/2017	1,975.60	155.90	1,819.70	--	--	--	--	--	--	--	--	--	--	--
NM-19	9/11/2017	1,975.60	156.77	1,818.83	--	--	--	--	--	--	--	--	--	--	--
NM-19	11/6/2017	1,975.60	157.22	1,818.38	--	--	--	--	--	--	--	--	--	--	--
NM-20	9/12/2017	--	167.35	--	--	--	--	--	--	--	--	--	--	--	--
NM-20	11/6/2017	--	167.72	--	--	--	--	--	--	--	--	--	--	--	--
NM-21	9/11/2017	--	156.26	--	--	--	--	--	--	--	--	--	--	--	--
NM-21	11/6/2017	--	156.68	--	--	--	--	--	--	--	--	--	--	--	--
NM-22	2/18/2015	--	--	--	280	390	400 U	0.2 U	1 U	1 U	3 U	3.1	--	--	--
NM-22	5/5/2015	--	--	--	260	380	400 U	0.2 U	1 U	1 U	3 U	**11**	--	**1,200**	--
NM-22	9/23/2015	--	--	--	290	1,000	390 U	0.42	11	1 U	4.7	4.4	--	**160**	--
NM-22	12/2/2015	--	--	--	340	360	440 U	0.2 U	1 U	1 U	3 U	2.5	--	**950**	--
NM-22	3/9/2016	1,991.00	166.59	1,824.41	350	520 J	<210	<0.200	<1.0	<1.0	<3.0	2.3	--	**780**	--
NM-22	5/17/2016	1,991.00	164.56	1,826.44	380	480	<210	<0.200	<1.0	<1.0	<3.0	**7.2**	--	**450**	--
NM-22	9/28/2016	1,991.00	168.62	1,822.38	670	430	<78	<0.5	<0.5	<0.5	<0.5	<9.7	--	1.8	--
NM-22	11/15/2016	1,991.00	168.14	1,822.86	680	290	<67	<0.5	<0.5	<0.5	<0.5	0.91 J	--	**580**	--
NM-22	3/22/2017	1,991.00	165.19	1,825.81	670	280	<73	<0.5	<0.5	<0.5	<0.5	1.3 J	--	**428**	--
NM-22	8/1/2017	1,991.00	164.70	1,826.30	470	420	<240	<1	<1	<1	<1	1.6 J	--	**597**	--
NM-22	9/12/2017	1,991.00	166.91	1,824.25	--	--	--	--	--	--	--	--	--	--	--
NM-22	9/15/2017	--	--	--	190 J	410	<300	<1	<1	<1	<1	**6.1**	--	**720**	--
NM-22	11/8/2017	1,991.00	167.12	1,823.88	400	370	<250	<1	<1	<1	<1	**8.1**	--	**719**	--
NM-22	3/24/2018	1991.00	164.39	1826.61	--	--	--	--	--	--	--	--	0.73 J	--	**141**
NM-22	6/18/2018	1991.00	162.93	1828.07	--	--	--	--	--	--	--	--	--	--	--
NM-22	6/19/2018	--	--	--	--	--	--	--	--	--	--	--	4.0 U	--	**367**
NM-22	9/24/2018	1991.00	167.32	1823.68	--	--	--	--	--	--	--	--	--	--	--
NM-22	9/26/2018	--	--	--	--	--	--	--	--	--	--	--	2.0 U	--	**471**
NM-22	12/3/2018	1991.00	167.36	1823.64	--	--	--	--	--	--	--	--	--	--	--
NM-22	3/4/2019	1991.00	166.57	1824.43	--	--	--	--	--	--	--	--	--	--	--
NM-22	5/22/2019	1991.00	164.91	1826.09	--	--	--	--	--	--	--	--	2.0 U	--	**79.7**
NM-22	8/19/2019	1991.00	167.20	1823.80	--	--	--	--	--	--	--	--	--	--	--
NM-22	8/20/2019	--	--	--	270	190	270 U	--	--	--	--	2.6	--	**592**	--
NM-22	10/28/2019	1991.00	168.10	1822.90	--	--	--	--	--	--	--	--	--	--	--

Table 1

Summary of Groundwater Monitoring Data
Phillips 66 North Market Street Site
Spokane, Washington

Sample ID	Date	TOC	DTW	GWE	Hydocarbons TPHg	TPHd	TPHo	VOCs B	T	E	X	Arsenic Total	Arsenic Dissolved	Manganese Total	Manganese Dissolved
		MTCA Method A Screening Levels			800	500	500	5	40	30	20	5	5	50	50
NM-22	3/4/2020	1991.00	166.35	1824.65	49 J	93 J	<290	<1	<1	<1	<6	**5.2**	--	**469**	--
NM-22	6/11/2020	1991.00	164.67	1826.33	160 J	130	<260	<1.0	<1.0	<1.0	<6.0	**6.6**	--	**340**	--
NM-22	9/1/2020	1991.00	167.25	1823.75	--	--	--	--	--	--	--	--	--	--	--
NM-22	11/30/2020	1991.00	167.76	1823.24	--	--	--	--	--	--	--	--	--	--	--
NM-22	3/30/2021	1991.00	166.37	1824.63	<250	150	<260	<1.0	<1.0	<1.0	<6.0	2.8	--	**280**	--
NM-22	6/16/2021	1991.00	165.83	1825.17	<250	170	<230	<1.0	<1.0	<1.0	<1.0	**8.1**	--	**380**	--
NM-22 Dup	6/16/2021	1991.00	165.83	1825.17	<250	140	<230	<1.0	<1.0	<1.0	<1.0	**6.8**	--	**370**	--
NM-22	11/19/2021	1991.00	168.81	1822.19	<250	120	<260	<1.0	<1.0	<1.0	<1.0	**12**	--	**320**	--
NM-23	9/11/2017	--	177.82	--	--	--	--	--	--	--	--	--	--	--	--
NM-23	11/6/2017	--	178.30	--	--	--	--	--	--	--	--	--	--	--	--
NM-24	5/5/2015	--	--	--	100 U	240 U	400 U	0.2 U	1 U	1 U	3 U	5 U	--	**57**	--
NM-24	12/3/2015	--	--	--	130	270	430 U	0.2 U	1 U	1 U	3 U	**25**	--	**1,100**	--
NM-24	12/3/2015	1,968.20	152.65	1,815.55	--	--	--	--	--	--	--	--	--	--	--
NM-24	3/9/2016	1,968.20	150.90	1,817.30	--	--	--	--	--	--	--	--	--	--	--
NM-24	5/14/2016	1,968.20	149.00	1,819.20	<100	<120	<200	<0.200	<1.0	<1.0	<3.0	**11**	--	**110**	--
NM-24	9/29/2016	1,968.20	152.75	1,815.45	--	--	--	--	--	--	--	--	--	--	--
NM-24	11/16/2016	1,968.20	152.34	1,815.86	<50	170	<66	<0.5	<0.5	<0.5	<0.5	**86.5**	--	**2190**	--
NM-24	8/2/2017	1,968.20	149.03	1,819.17	<250	120	<240	<1	<1	<1	<1	2.2	--	**173**	--
NM-24	9/11/2017	1,968.20	150.82	1,817.38	--	--	--	--	--	--	--	--	--	--	--
NM-24	11/7/2017	1,968.20	151.27	1,816.93	<250	52 J	<260	<1	<1	<1	<1	**7.3**	--	**416**	--
NM-24	6/18/2018	1968.20	147.48	1820.72	--	--	--	--	--	--	--	--	--	--	--
NM-24	6/19/2018	--	--	--	--	--	--	--	--	--	--	--	1.2 J	--	20.0 U
NM-24	12/3/2018	1968.20	151.51	1816.69	--	--	--	--	--	--	--	--	1.3 J	--	20.0 U
NM-24	3/4/2019	1968.20	150.72	1817.48	--	--	--	--	--	--	--	--	--	--	--
NM-24	5/20/2019	1968.20	149.28	1818.92	--	--	--	--	--	--	--	--	0.88 J	--	20.0 U
NM-24	10/28/2019	1968.20	152.20	1816.00	<250	53 J	<250	--	--	--	--	4.8	--	**70.8**	--
NM-24	3/4/2020	1968.20	150.60	1817.60	--	--	--	--	--	--	--	--	--	--	--
NM-24	6/10/2020	1968.20	149.00	1819.20	<250	<120	<300	<1.0	<1.0	<1.0	<6.0	**6.0**	--	**250**	--
NM-24	11/30/2020	1968.20	--	--	--	--	--	--	--	--	--	--	--	--	--
NM-24	4/1/2021	1968.20	150.59	1817.61	<250	<100	<260	<1.0	<1.0	<1.0	<6.0	2.7	--	**59**	--
NM-24	6/14/2021	1968.20	150.12	1818.08	--	--	--	--	--	--	--	--	--	--	--
NM-24	11/18/2021	1968.20	152.90	1815.30	<250	160	<260	<1.0	<1.0	<1.0	<1.0	2.2	--	**210**	--
NM-26	5/5/2015	--	--	--	100 U	250 U	410 U	0.2 U	1 U	1 U	3 U	**11**	--	**130**	--
NM-26	12/3/2015	--	--	--	100 U	250 U	420 U	0.2 U	1 U	1 U	3 U	1.6	--	6.5	--
NM-26	3/9/2016	1,961.70	154.02	1,807.68	--	--	--	--	--	--	--	--	--	--	--

Table 1

Summary of Groundwater Monitoring Data
Phillips 66 North Market Street Site
Spokane, Washington

Sample ID	Date	TOC	DTW	GWE	Hydocarbons TPHg	TPHd	TPHo	VOCs B	T	E	X	Arsenic Total	Arsenic Dissolved	Manganese Total	Manganese Dissolved
		MTCA Method A Screening Levels			800	500	500	5	40	30	20	5	5	50	50
NM-26	5/17/2016	1,961.70	152.22	1,809.48	<100	<250	<420	<0.200	<1.0	<1.0	<3.0	1.4	--	4.4	--
NM-26	9/29/2016	1,961.70	155.60	1,806.10	--	--	--	--	--	--	--	--	--	--	--
NM-26	11/16/2016	1,961.70	155.35	1,806.35	<50	<28	<66	<0.5	<0.5	<0.5	<0.5	1.1 J	--	6.6	--
NM-26	3/23/2017	1,961.70	152.91	1,808.79	--	--	--	--	--	--	--	--	--	--	--
NM-26	8/2/2017	1,961.70	151.90	1,809.80	<250	<94	<240	<1	<1	<1	<1	1.3 J	--	<5	--
NM-26	9/11/2017	1,961.70	153.52	1,808.18	--	--	--	--	--	--	--	--	--	--	--
NM-26	11/6/2017	1,961.70	159.15	1,802.55	--	--	--	--	--	--	--	--	--	--	--
NM-27	11/27/2012	160.50	--	--	93.8	<271	<542	<0.200	<0.500	2.58	14	2.1	--	<10	--
NM-27	5/21/2013	160.50	1,804.80	--	<90	<255	<407	<0.200	1.13	0.71	3.56	4.26	--	**114**	--
NM-27	8/13/2013	1,965.30	161.70	1,803.60	--	--	--	--	--	--	--	--	--	--	--
NM-27	11/19/2013	1,965.30	162.93	1,802.37	<90	<259	<414	<0.200	<0.500	<0.500	<1.50	1.8	--	10.5	--
NM-27	9/11/2017	1,965.30	161.08	1,804.22	--	--	--	--	--	--	--	--	--	--	--
NM-27	11/6/2017	1,965.30	--	--	--	--	--	--	--	--	--	--	--	--	--
NM-28	11/27/2012	1,966.50	--	--	<90	<248	<490	<0.200	<0.500	<0.500	1.68	**16**	--	**552**	--
NM-28	2/19/2013	1,966.50	162.81	1,803.69	--	--	--	--	--	--	--	--	--	--	--
NM-28	5/21/2013	1,966.50	161.94	1,804.56	<90	<259	<414	<0.200	<0.500	<0.500	<1.50	**46.3**	--	**1880**	--
NM-28	8/13/2013	1,966.50	163.20	1,803.30	--	--	--	--	--	--	--	--	--	--	--
NM-28	11/19/2013	1,966.50	164.42	1,802.08	<90	<262	<419	<0.200	<0.500	<0.500	<1.50	2.8	--	**477**	--
NM-28	9/11/2017	1,966.50	163.43	1,803.07	--	--	--	--	--	--	--	--	--	--	--
NM-28	11/6/2017	1,966.50	--	--	--	--	--	--	--	--	--	--	--	--	--
NM-29	11/27/2012	1,966.40	--	--	<90	<245	<490	<0.200	<0.500	<0.500	1.58	1.2	--	<10	--
NM-29	2/19/2013	1,966.40	159.93	1,806.47	--	--	--	--	--	--	--	--	--	--	--
NM-29	5/21/2013	1,966.40	159.01	1,807.39	<90	<254	<407	<0.200	<0.500	<0.500	<1.50	<2.0	--	<10	--
NM-29	8/13/2013	1,966.40	160.38	1,806.02	--	--	--	--	--	--	--	--	--	--	--
NM-29	11/19/2013	1,966.40	161.52	1,804.88	<90	<250	<401	<0.200	<0.500	<0.500	<1.50	1.9	--	**254**	--
NM-29	9/11/2017	1,966.40	160.57	1,805.83	--	--	--	--	--	--	--	--	--	--	--
NM-29	11/6/2017	1,966.40	--	--	--	--	--	--	--	--	--	--	--	--	--
NM-30	11/27/2012	--	--	--	<90	<258	<516	<0.200	<0.500	1.6	8.66	**5.8**	--	**64**	--
NM-30	2/19/2013	1,962.10	159.43	1,802.67	--	--	--	--	--	--	--	--	--	--	--
NM-30	5/21/2013	1,962.10	158.91	1,803.19	--	--	--	--	--	--	--	--	--	--	--
NM-30	8/13/20013	1,962.10	159.83	1,802.27	--	--	--	--	--	--	--	--	--	--	--
NM-30	11/19/2013	1,962.10	161.04	1,801.06	--	--	--	--	--	--	--	--	--	--	--
NM-30	11/19/2013	1,962.10	161.04	1,801.06	--	--	--	--	--	--	--	--	--	--	--
NM-30	5/13/2014	1,962.10	151.91	1,809.79	--	--	--	--	--	--	--	--	--	--	--
NM-30	9/11/2017	1,962.10	160.03	1,802.07	--	--	--	--	--	--	--	--	--	--	--

Table 1

Summary of Groundwater Monitoring Data
Phillips 66 North Market Street Site
Spokane, Washington

Sample ID	Date	TOC	DTW	GWE	Hydocarbons TPHg	TPHd	TPHo	VOCs B	T	E	X	Arsenic Total	Arsenic Dissolved	Manganese Total	Manganese Dissolved
		MTCA Method A Screening Levels			800	500	500	5	40	30	20	5	5	50	50
NM-30	11/6/2017	1,962.10	--	--	--	--	--	--	--	--	--	--	--	--	--
NM-31	2/19/2015	--	--	--	100 U	260 U	440 U	0.2 U	1 U	1 U	3 U	**5.9**	--	--	--
NM-31	5/6/2015	--	--	--	100 U	240 U	400 U	0.2 U	1 U	1 U	3 U	**6.5**	--	**140**	--
NM-31	9/23/2015	--	--	--	210	240 U	410 U	0.2 U	1.2	1 U	3 U	2.9	--	**90**	--
NM-31	12/2/2015	--	--	--	100 U	270 U	440 U	0.2 U	1 U	1 U	3 U	**6.9**	--	**360**	--
NM-31	3/9/2016	1,984.00	158.94	1,825.06	<100	<120 J	<210	<0.200	<1.0	<1.0	<3.0	1.6	--	46	--
NM-31	5/18/2016	1,984.00	156.90	1,827.10	<100	<120	<200	<0.200	<1.0	<1.0	<3.0	2.6	--	**69**	--
NM-31	9/28/2016	1,984.00	160.02	1,823.98	<50	<31	<72	<0.5	0.8	<0.5	<0.5	<9.7	--	9.3	--
NM-31	11/15/2016	1,984.00	160.54	1,823.46	<50	<28	<66	<0.5	0.7 J	<0.5	<0.5	2.1	--	24.7	--
NM-31	3/23/2017	1,984.00	157.57	1,826.43	<50	<29	<68	<0.5	<0.5	<0.5	<0.5	**42.1**	--	**1480**	--
NM-31	8/1/2017	1,984.00	157.10	1,826.90	<250	33 J	<240	<1	<1	<1	<1	2.3	--	19.5	--
NM-31	9/12/2017	1,984.00	159.31	1,824.87	--	--	--	--	--	--	--	--	--	--	--
NM-31	9/15/2017	--	--	--	<250	<110	<270	<1	<1	<1	<1	**7.9**	--	**77.6**	--
NM-31	11/8/2017	1,984.00	159.51	1,824.49	<250	<120	<290	<1	<1	<1	<1	**7.8**	--	**347**	--
NM-31	3/24/2018	1984.00	156.75	1827.25	--	--	--	--	--	--	--	--	2	--	2 J
NM-31 Dup	3/24/2018	1984.00	156.75	1827.25	--	--	--	--	--	--	--	--	1.9 J	--	2.7 J
NM-31	6/18/2018	1984.00	155.28	1828.72	--	--	--	--	--	--	--	--	--	--	--
NM-31	6/20/2018	--	--	--	--	--	--	--	--	--	--	--	2.1 J	--	20.0 U
NM-31	9/24/2018	1984.00	159.69	1824.31	--	--	--	--	--	--	--	--	--	--	--
NM-31	9/25/2018	--	--	--	--	--	--	--	--	--	--	--	1.8 J	--	20.0 U
NM-31 Dup	9/25/2018	--	--	--	--	--	--	--	--	--	--	--	1.2 J	--	20.0 U
NM-31	12/3/2018	1984.00	159.72	1824.28	--	--	--	--	--	--	--	--	--	--	--
NM-31	12/4/2018	--	--	--	--	--	--	--	--	--	--	--	1.7 J	--	20.0 U
NM-31	3/5/2019	1984.00	158.87	1825.13	--	--	--	--	--	--	--	--	1.4 J	--	20.0 U
NM-31 Dup	3/5/2019	1984.00	158.87	1825.13	--	--	--	--	--	--	--	--	1.7 J	--	20.0 U
NM-31	5/22/2019	1984.00	157.26	1826.74	--	--	--	--	--	--	--	--	2.0	--	20.0 U
NM-31	8/19/2019	1984.00	159.57	1824.43	--	--	--	--	--	--	--	--	--	--	--
NM-31	8/20/2019	--	--	--	250 U	110 U	280 U	--	--	--	--	**6.2**	--	**253**	--
NM-31	10/29/2019	1984.00	160.46	1823.54	<250	<110	<280	--	--	--	--	2.7	--	22.9	--
NM-31	3/4/2020	1984.00	158.70	1825.30	<250	<110	<280	<1	<1	<1	<6	4.3	--	**126**	--
NM-31	6/9/2020	1984.00	156.98	1827.02	<250	<110	<270	<1.0	<1.0	<1.0	<6.0	**8.6**	--	**370**	--
NM-31	9/1/2020	1984.00	159.60	1824.40	<250	<120	<290	<1.0	<1.0	<1.0	<6.0	**12**	--	**380**	--
NM-31	12/1/2020	1984.00	160.15	1823.85	<250	<100	<260	<1.0	<1.0	<1.0	<6.0	**6.4**	--	**240**	--
NM-31	3/30/2021	1984.00	158.74	1825.26	<250	<110	<260	<1.0	<1.0	<1.0	<6.0	2.3	--	27	--
NM-31	6/15/2021	1984.00	158.20	1825.80	<250	<99	<250	<1.0	<1.0	<1.0	<1.0	2.1	--	32	--
NM-31	11/18/2021	1984.00	161.16	1822.84	<250	<100	<250	<1.0	<1.0	<1.0	<1.0	2.1	--	32	--

Table 1

Summary of Groundwater Monitoring Data
Phillips 66 North Market Street Site
Spokane, Washington

Sample ID	Date	TOC	DTW	GWE	Hydocarbons TPHg	TPHd	TPHo	VOCs B	T	E	X	Arsenic Total	Arsenic Dissolved	Manganese Total	Manganese Dissolved
		MTCA Method A Screening Levels			800	500	500	5	40	30	20	5	5	50	50
NM-32	2/19/2015	--	--	--	100 U	260 U	440 U	0.2 U	1 U	1 U	3 U	2.9	--	--	--
NM-32	5/5/2015	--	--	--	100 U	250 U	410 U	0.2 U	1 U	1 U	3 U	5 U	--	**260**	--
NM-32	9/23/2015	--	--	--	100 U	230 U	390 U	0.2 U	1 U	1 U	3 U	1 U	--	**290**	--
NM-32	12/2/2015	--	--	--	100 U	250 U	410 U	0.2 U	1 U	1 U	3 U	3.3	--	**840**	--
NM-32	3/9/2016	1,983.90	159.00	1,824.90	<100	200 J	<210	<0.200	<1.0	<1.0	<3.0	1.3	--	38	--
NM-32	5/19/2016	1,983.90	157.97	1,825.93	<100	<120	<200	<0.200	<1.0	<1.0	<3.0	4.3	--	**490**	--
NM-32	9/28/2016	1,983.90	160.06	1,823.84	<50	49	<77	<0.5	<0.5	<0.5	<0.5	<9.7	--	**278**	--
NM-32	11/15/2016	1,983.90	160.63	1,823.27	<50	<28	<66	<0.5	<0.5	<0.5	<0.5	2.1	--	**93**	--
NM-32	3/22/2017	1,983.90	157.59	1,826.31	67 J	41 J	<71	<0.5	<0.5	<0.5	<0.5	1.5 J	--	**133**	--
NM-32	8/1/2017	1,983.90	157.15	1,826.75	430	390	<240	<1	<1	<1	<1	2.5	--	**510**	--
NM-32	9/12/2017	1,983.90	159.34	1,824.71	--	--	--	--	--	--	--	--	--	--	--
NM-32	9/15/2017	--	--	--	140 J	320	<250	<1	<1	<1	<1	**12.5**	--	**1,220**	--
NM-32	11/8/2017	1,983.90	159.57	1,824.33	200 J	230	<300	<1	<1	<1	<1	**6.5**	--	**783**	--
NM-32	3/23/2018	1983.90	156.80	1827.10	--	--	--	--	--	--	--	--	1.2 J	--	14.5
NM-32	6/18/2018	1983.90	155.34	1828.56	--	--	--	--	--	--	--	--	--	--	--
NM-32	6/20/2018	--	--	--	--	--	--	--	--	--	--	--	0.80 J	--	9.1 J
NM-32	9/24/2018	1983.90	159.76	1824.14	--	--	--	--	--	--	--	--	--	--	--
NM-32	9/25/2018	--	--	--	--	--	--	--	--	--	--	--	0.73 J	--	**69.2**
NM-32	12/3/2018	1983.90	159.80	1824.10	--	--	--	--	--	--	--	--	--	--	--
NM-32	12/4/2018	--	--	--	--	--	--	--	--	--	--	--	0.96 J	--	4.8 J
NM-32	3/5/2019	1983.90	158.93	1824.97	--	--	--	--	--	--	--	--	2.0 U	--	2.3 J
NM-32	5/22/2019	1983.90	157.30	1826.60	--	--	--	--	--	--	--	--	1.1 J	--	20.0 U
NM-32	8/19/2019	1983.90	159.62	1824.28	--	--	--	--	--	--	--	--	--	--	--
NM-32	8/20/2019	--	--	--	81 J	68 J	300 U	--	--	--	--	3.2	--	**456**	--
NM-32 Dup	8/20/2019	--	--	--	57 J	78 J	270 U	--	--	--	--	3.2	--	**441**	--
NM-32	10/29/2019	1983.90	160.52	1823.38	<250	<130	<320	--	--	--	--	**21.2**	--	**1,270**	--
NM-32	3/4/2020	1983.90	158.76	1825.14	<250	<120	<310	<1	<1	<1	<6	**8.4**	--	**871**	--
NM-32	6/9/2020	1983.90	157.03	1826.87	58 J	130	120 J	<1.0	<1.0	<1.0	<6.0	**12**	--	**1,100**	--
NM-32	9/1/2020	1983.90	159.66	1824.24	49 J	150	<270	<1.0	<1.0	<1.0	<6.0	**12**	--	**930**	--
NM-32	12/1/2020	1983.90	160.19	1823.71	<250	<100	<260	<1.0	<1.0	<1.0	<6.0	**10**	--	**730**	--
NM-32	3/30/2021	1983.90	158.81	1825.09	<250	<100	<250	<1.0	<1.0	<1.0	<6.0	2.5	--	**240**	--
NM-32	6/16/2021	1983.90	158.25	1825.65	<250	<93	<230	<1.0	<1.0	<1.0	<1.0	**16**	--	**1,400**	--
NM-32	11/18/2021	1983.90	161.22	1822.68	<250	<100	<250	<1.0	<1.0	<1.0	<1.0	3.5	--	**250**	--
NM-33	2/18/2015	--	--	--	140	370	420 U	0.2 U	1 U	1 U	3 U	2.6	--	--	--
NM-33	5/5/2015	--	--	--	100 U	240 U	400 U	0.2 U	1 U	1 U	3 U	**53**	--	**3,200**	--
NM-33	9/23/2015	--	--	--	210	240 U	410 U	0.2 U	1.9	1 U	3 U	1.2	--	**220**	--
NM-33	12/2/2015	--	--	--	100 U	260 U	430 U	0.2 U	1 U	1 U	3 U	**6 / 6.08**	--	**160 / 154**	--

Table 1

Summary of Groundwater Monitoring Data
Phillips 66 North Market Street Site
Spokane, Washington

Sample ID	Date	TOC	DTW	GWE	Hydocarbons TPHg	TPHd	TPHo	VOCs B	T	E	X	Arsenic Total	Arsenic Dissolved	Manganese Total	Manganese Dissolved
		MTCA Method A Screening Levels			800	500	500	5	40	30	20	5	5	50	50
NM-33	3/8/2016	1,984.40	159.67	1,824.73	<100	200 J	<210	<0.200	1.3	<1.0	<3.0	<1	--	9.9	--
NM-33	5/17/2016	1,984.40	157.63	1,826.77	<100	260	<200	<0.200	<1.0	<1.0	<3.0	1.6	--	18	--
NM-33	9/28/2016	1,984.40	161.71	1,822.69	<50	33	<71	<0.5	<0.5	<0.5	<0.5	<9.7	--	39	--
NM-33	11/15/2016	1,984.40	161.24	1,823.16	<50	<28	<66	<0.5	<0.5	<0.5	<0.5	**53.5**	--	**2060**	--
NM-33	3/23/2017	1,984.40	158.23	1,826.17	56 J	120	<73	<0.5	<0.5	<0.5	<0.5	**35.2**	--	**5430**	--
NM-33	8/1/2017	1,984.40	157.82	1,826.58	330	270	<240	<1	<1	<1	<1	3.2	--	**587**	--
NM-33	9/12/2017	1,984.40	159.97	1,824.57	--	--	--	--	--	--	--	--	--	--	--
NM-33	9/15/2017	--	--	--	<250	<110	<270	<1	<1	<1	<1	**9.3**	--	**525**	--
NM-33	11/8/2017	1,984.40	160.19	1,824.21	<250	130	<280	<1	<1	<1	<1	**19.5**	--	**881**	--
NM-33	3/23/2018	1984.40	157.47	1826.93	--	--	--	--	--	--	--	--	0.79 J	--	**203**
NM-33	6/18/2018	1984.40	156.00	1828.40	--	--	--	--	--	--	--	--	--	--	--
NM-33	6/19/2018	--	--	--	--	--	--	--	--	--	--	--	1.2 J	--	**178**
NM-33	9/24/2018	1984.40	160.37	1824.03	--	--	--	--	--	--	--	--	--	--	--
NM-33	9/25/2018	--	--	--	--	--	--	--	--	--	--	--	2.0 U	--	**212**
NM-33	12/3/2018	1984.40	160.41	1823.99	--	--	--	--	--	--	--	--	--	--	--
NM-33	12/4/2018	--	--	--	--	--	--	--	--	--	--	--	2.0 U	--	**93.7**
NM-33	3/5/2019	1984.40	159.57	1824.83	--	--	--	--	--	--	--	--	0.96 J	--	1.5 J
NM-33	5/22/2019	1984.40	157.97	1826.43	--	--	--	--	--	--	--	--	0.79 J	--	21.2
NM-33 Dup	5/22/2019	1984.40	157.97	1826.43	--	--	--	--	--	--	--	--	0.86 J	--	28.1
NM-33	8/19/2019	1984.40	160.27	1824.13	30 J	49 J	260 U	--	--	--	--	**26.7**	--	**791**	--
NM-33	10/29/2019	1984.40	161.13	1823.27	<250	<120	<300	--	--	--	--	3.7	--	**170**	--
NM-33	3/4/2020	1984.40	159.40	1825.00	<250	170	<290	<1	<1	<1	<6	4.3	--	**257**	--
NM-33 Dup	3/4/2020	1984.40	159.40	1825.00	<250	160	<310	<1	<1	<1	<6	4.4	--	**224**	--
NM-33	6/9/2020	1984.40	157.68	1826.72	41 J	180	140 J	<1.0	<1.0	<1.0	<6.0	**17**	--	**960**	--
NM-33	9/1/2020	1984.40	160.30	1824.10	<250	80 J	<260	<1.0	<1.0	<1.0	<6.0	**7.1**	--	**160**	--
NM-33	12/1/2020	1984.40	160.84	1823.56	25 J	<120	<300	<1.0	<1.0	<1.0	<6.0	**31**	--	**800**	--
NM-33	3/30/2021	1984.40	159.45	1824.95	<250	120	<250	<1.0	<1.0	<1.0	<6.0	2.6	--	**220**	--
NM-33	6/15/2021	1984.40	158.90	1825.50	<250	100	<230	<1.0	<1.0	<1.0	<1.0	<2.0	--	24	--
NM-33	11/18/2021	1984.40	161.87	1822.53	<250	<100	<250	<1.0	<1.0	<1.0	<1.0	<2.0	--	40	--
NM-34	2/18/2015	--	--	--	360	610	400 U	0.2 U	1 U	1 U	3 U	**12**	--	--	--
NM-34	5/5/2015	--	--	--	120	380	400 U	0.2 U	1 U	1 U	3 U	**95**	--	**650**	--
NM-34	9/23/2015	--	--	--	140	300	410 U	0.2 U	1 U	1 U	3 U	2.1	--	**78**	--
NM-34	12/2/2015	--	--	--	300	770	430 U	0.2 U	1 U	1 U	3 U	4.8	--	**880**	--
NM-34	3/8/2016	1,978.60	152.74	1,825.86	190	530 J	<220	<0.200	<1.0	<1.0	<3.0	2.4	--	**750**	--
NM-34	5/17/2016	1,978.60	150.70	1,827.90	<100	<130	<210	<0.200	<1.0	<1.0	<3.0	3.2	--	46	--
NM-34	9/28/2016	1,978.60	154.85	1,823.75	<050	30	<71	<0.5	<0.5	<0.5	<0.5	<9.7	--	**327**	--
NM-34	11/15/2016	1,978.60	154.32	1,824.28	91 J	140	<67	<0.5	<0.5	<0.5	<0.5	1.6 J	--	**427**	--

Table 1

Summary of Groundwater Monitoring Data
Phillips 66 North Market Street Site
Spokane, Washington

Sample ID	Date	TOC	DTW	GWE	Hydocarbons TPHg	Hydocarbons TPHd	Hydocarbons TPHo	VOCs B	VOCs T	VOCs E	VOCs X	Arsenic Total	Arsenic Dissolved	Manganese Total	Manganese Dissolved
		MTCA Method A Screening Levels			800	500	500	5	40	30	20	5	5	50	50
NM-34	3/21/2017	1,978.60	151.36	1,827.24	170 J	170	<73	<0.5	<0.5	<0.5	<0.5	2.2	--	**415**	--
NM-34	8/1/2017	1,978.60	150.91	1,827.69	300	300	<240	<1	<1	<1	<1	0.95 J	--	**411**	--
NM-34	9/12/2017	1,978.60	158.12	1,825.65	--	--	--	--	--	--	--	--	--	--	--
NM-34	9/15/2017	--	--	--	73 J	220	<260	<1	<1	<1	<1	1.4 J	--	**557**	--
NM-34	11/8/2017	1,978.60	153.41	1,825.19	210 J	310	<250	<1	<1	<1	<1	2.7	--	**1,090**	--
NM-34	3/23/2018	1978.60	150.51	1828.09	--	--	--	--	--	--	--	--	0.85 J	--	**54.7**
NM-34	6/18/2018	1978.60	149.03	1829.57	--	--	--	--	--	--	--	--	--	--	--
NM-34	6/19/2018	--	--	--	--	--	--	--	--	--	--	--	1.0 J	--	5.6 J
NM-34	9/24/2018	1978.60	153.48	1825.12	--	--	--	--	--	--	--	--	--	--	--
NM-34	9/25/2018	--	--	--	--	--	--	--	--	--	--	--	1.3 J	--	**248**
NM-34	12/3/2018	1978.60	153.52	1825.08	--	--	--	--	--	--	--	--	--	--	--
NM-34	12/4/2018	--	--	--	--	--	--	--	--	--	--	--	2.0 U	--	**358**
NM-34 DUP	12/4/2018	--	--	--	--	--	--	--	--	--	--	--	2.0 U	--	**345**
NM-34	3/5/2019	1978.60	152.70	1825.90	--	--	--	--	--	--	--	--	0.92 J	--	48.1
NM-34	5/22/2019	1978.60	151.02	1827.58	--	--	--	--	--	--	--	--	1.6 J	--	**259**
NM-34	8/19/2019	1978.60	153.39	1825.21	130 J	170	270 U	--	--	--	--	**6.9**	--	**719**	--
NM-34	10/28/2019	1978.60	153.02	1825.58	--	--	--	--	--	--	--	--	--	--	--
NM-34	10/29/2019	1978.60	153.02	1825.58	95 J	350	<300	--	--	--	--	**7.1**	--	**678**	--
NM-34 Dup	10/29/2019	1978.60	153.02	1825.58	86 J	330	<260	--	--	--	--	**7.8**	--	**689**	--
NM-34	3/4/2020	1978.60	152.50	1826.10	61 J	210	<280	<1	<1	<1	<6	4.8	--	**468**	--
NM-34	6/10/2020	1978.60	150.75	1827.85	92 J	110 J	<290	<1.0	<1.0	<1.0	<6.0	**29**	--	**1,300**	--
NM-34	9/1/2020	1978.60	153.45	1825.15	140 J	270	<280	<1.0	<1.0	<1.0	<6.0	4.6	--	**720**	--
NM-34	12/1/2020	1978.60	153.95	1824.65	110 J	200	<260	<1.0	<1.0	<1.0	<6.0	**13**	--	**880**	--
NM-34	3/30/2021	1978.60	152.54	1826.06	<250	120	<260	<1.0	<1.0	<1.0	<6.0	2.4	--	**510**	--
NM-34	6/16/2021	1978.60	150.01	1828.59	<250	<92	<230	<1.0	<1.0	<1.0	<1.0	2.1	--	**210**	--
NM-34	11/19/2021	1978.60	154.98	1823.62	<250	650	<250	<1.0	<1.0	<1.0	<1.0	<2.0	--	**500**	--
NM-34 Dup	11/19/2021	1978.60	154.98	1823.62	<250	590	<250	<1.0	<1.0	<1.0	<1.0	<2.0	--	**490**	--
NM-34HS	8/20/2019	--	--	--	88 J	700	150 J	--	--	--	--	4.2	--	**610**	--
NM-34HS	10/29/2019	--	--	--	230 J	420	<280	--	--	--	--	**9.4**	--	**703**	--

Table 1

Summary of Groundwater Monitoring Data
Phillips 66 North Market Street Site
Spokane, Washington

Notes:

DTW = Depth to Water in feet
GWE = Groundwater Elevation in feet relative to mean sea level
TOC = Top of Casing in feet relative to mean sea level
All results in micrograms per liter (µg/L) unless otherwise indicated
TPHg = Total petroleum hydrocarbons as gasoline analyzed by NWTPH-Gx unless otherwise noted.
TPHd = Total petroleum hydrocarbons as diesel, analyzed by NWTPH-Dx unless otherwise noted
TPHo = Total petroleum hydrocarbons as oil, analyzed by NWTPH-Dx unless otherwise noted
BTEX = Benzene, toluene, ethylbenzene, and xylenes analyzed by EPA Method 8260B unless otherwise noted.
VOCs = Volatile organic compounds analyzed by EPA Method 8260B
<x = Not detected at laboratory reporting limit x
-- = Not analyzed
in bold type
J = Results were evaluated to the MDL, concentrations >= to the MDL but < RL, if found, are qualified with a "J" flag.
$J^{(1)}$ = Estimated concentration due to high LCS/LCSD RPD

Figures

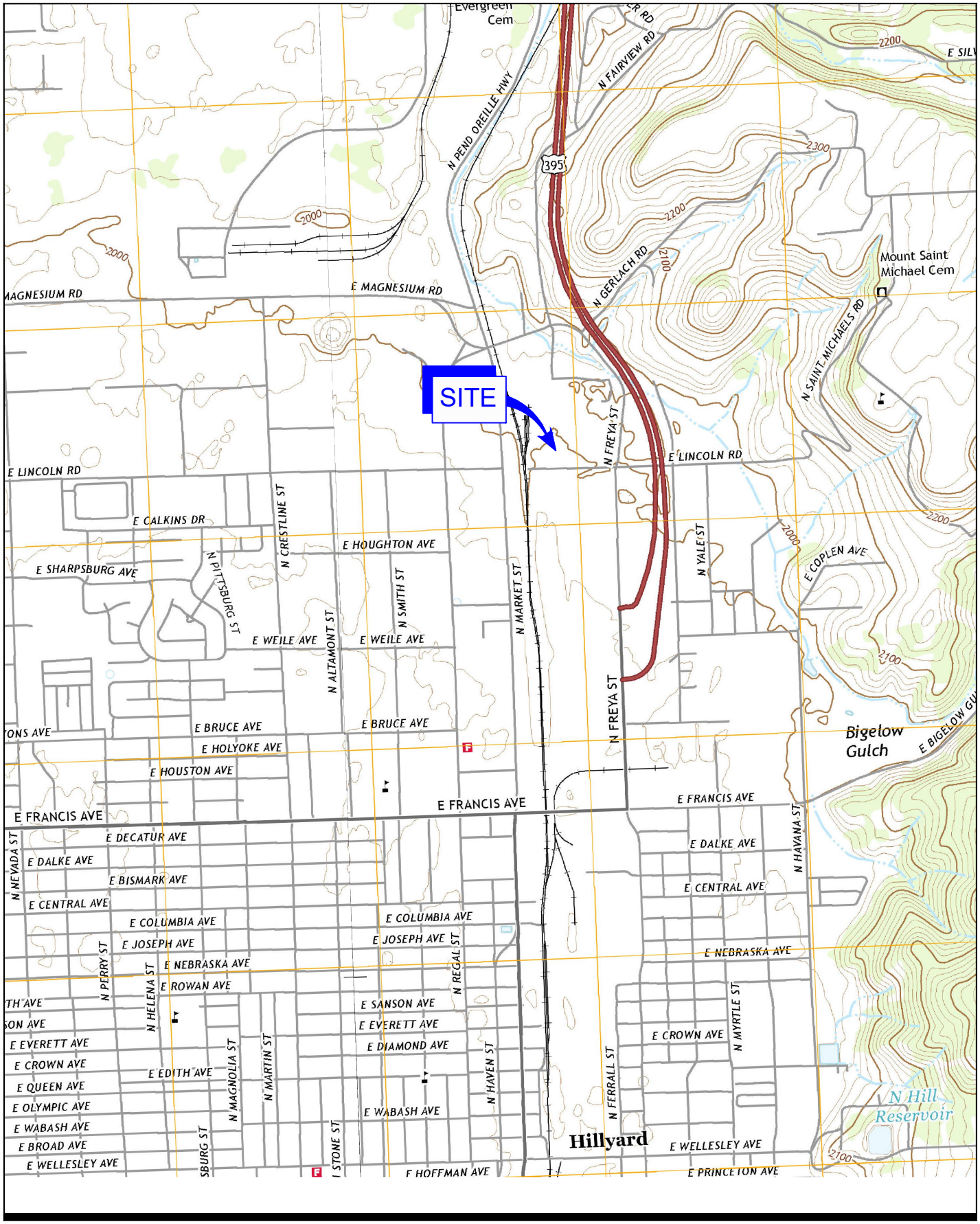

0 1000 2000 ft

1" = 2000 ft

Coordinate System:
WASHINGTON NORTH
STATE PLANE NAD83 FEET

N

GHD

PHILLIPS 66
NORTH MARKET STREET SITE
SPOKANE, WASHINGTON

Project No. **12578504**
Date **March 2022**

SITE LOCATION MAP

FIGURE 1

Filename: N:\US\Lynnwood\Projects\561\12578504\Digital_Design\ACAD\Figures\RPT001\12578504-GHD-0000-RPT-EN-D101_SC-001.dwg
Plot Date: 22 March 2022 8:17 AM

Data Source: USGS QUADRANGLE MAPS: SPOKANE NE, WA. (2017).
& SPOKANE NW, WA. (2017).

LEGEND

NM-30 ● MONITORING WELL LOCATION

1,8340 — GROUNDWATER ELEVATION CONTOUR, IN FEET REFERENCED TO MEAN SEA LEVEL (ft. MSL), DASHED WHERE INFERRED

0.006 → GROUNDWATER FLOW DIRECTION AND GRADIENT

NM-4	1,832.70
TPHg	510
Arsenic	**14**
Manganese	**700**

SAMPLE LOCATION
GROUNDWATER ELEVATION (ft MSL)
RESULT(µg/L)
PARAMETER

NOTE:
1. TPHg = TOTAL PETROLEUM HYDROCARBONS AS GASOLINE RANGE.
2. J = ESTIMATED CONCENTRATION.
3. ALL CONCENTRATIONS REPORTED IN MICROGRAMS PER LITER (µg/L).
4. BOLD = EXCEEDANCE ABOVE CLEANUP ACTION PLAN (CAP) CLEANUP LEVEL (CUL).
5. NS = NOT SAMPLED.

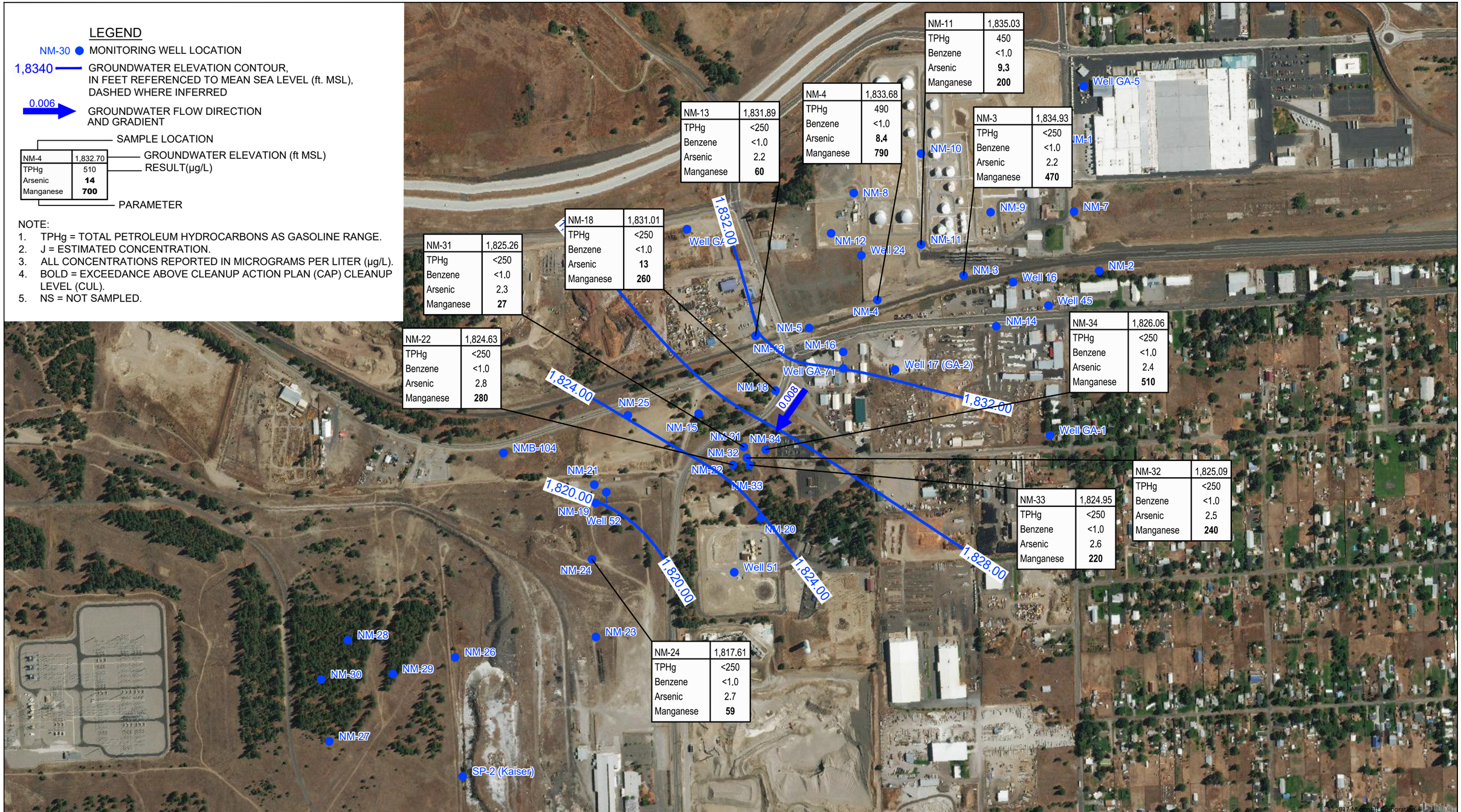

0 300 600 ft
1" = 600 ft
Coordinate System:
WASHINGTON NORTH
STATE PLANE NAD83 FEET

N

GHD

PHILLIPS 66
NORTH MARKET STREET SITE
SPOKANE, WASHINGTON

GROUNDWATER ELEVATION CONTOUR AND CHEMICAL CONCENTRATION MAP - MAR 30 - APR 1, 2021

Project No. **12578504**
Date **March 2022**

FIGURE 2

Filename: N:\US\Lynnwood\Projects\561\12578504\Digital_Design\ACAD\Figures\RPT001\12578504-GHD-0000-RPT-EN-D102_SC-001.dwg
Plot Date: 22 March 2022 8:11 AM

LEGEND

NM-30 ● MONITORING WELL LOCATION

1,8340 — GROUNDWATER ELEVATION CONTOUR, IN FEET REFERENCED TO MEAN SEA LEVEL (ft. MSL), DASHED WHERE INFERRED

0.006 → GROUNDWATER FLOW DIRECTION AND GRADIENT

NM-4	1,832.70
TPHg	510
Arsenic	**14**
Manganese	**700**

SAMPLE LOCATION

GROUNDWATER ELEVATION (ft MSL)

RESULT(µg/L)

PARAMETER

NOTE:
1. TPHg = TOTAL PETROLEUM HYDROCARBONS AS GASOLINE RANGE.
2. J = ESTIMATED CONCENTRATION.
3. ALL CONCENTRATIONS REPORTED IN MICROGRAMS PER LITER (µg/L).
4. BOLD = EXCEEDANCE ABOVE CLEANUP ACTION PLAN (CAP) CLEANUP LEVEL (CUL).
5. NS = NOT SAMPLED.

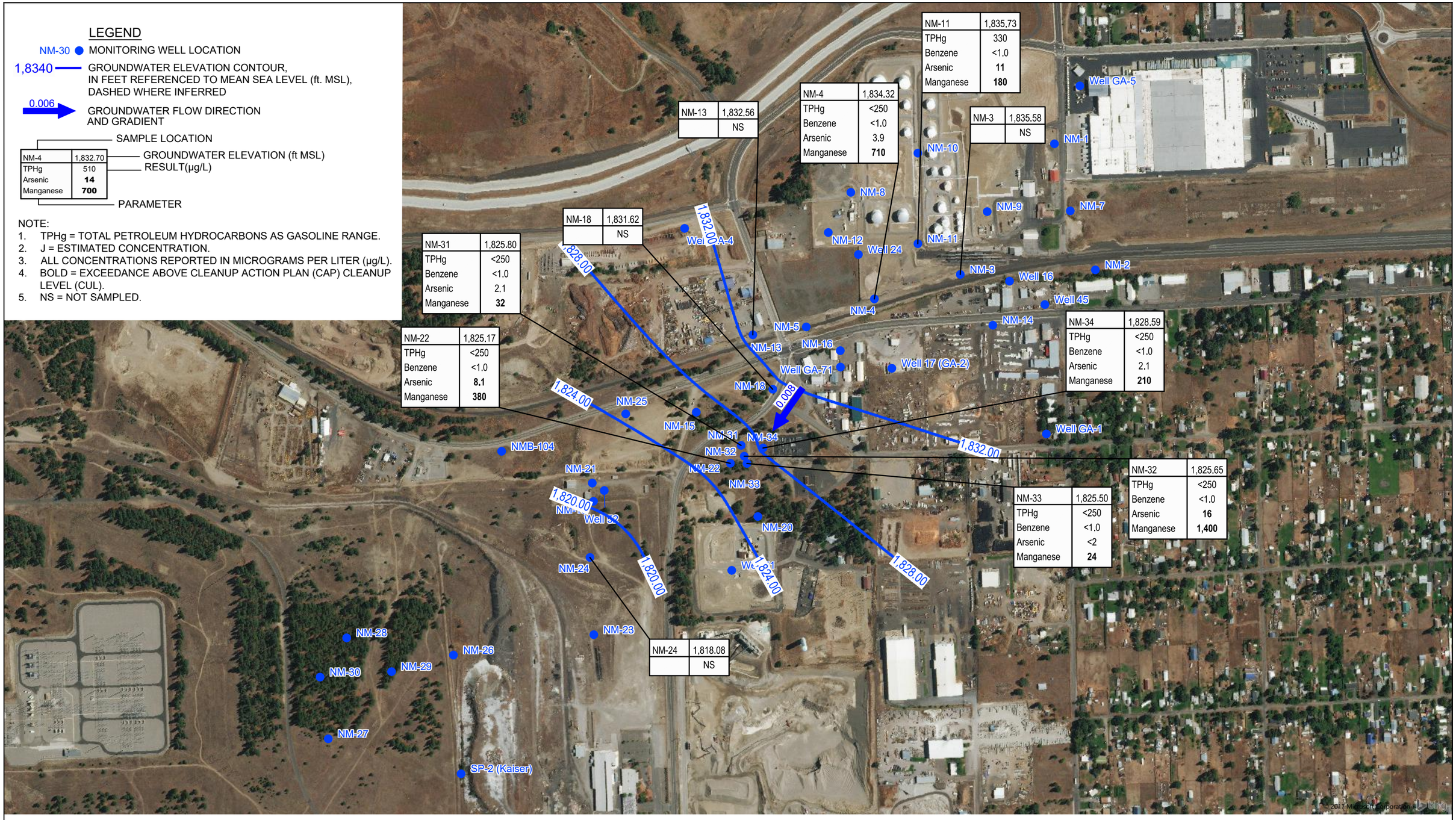

0 300 600 ft

1" = 600 ft

Coordinate System:
WASHINGTON NORTH
STATE PLANE NAD83 FEET

N

GHD

PHILLIPS 66
NORTH MARKET STREET SITE
SPOKANE, WASHINGTON

GROUNDWATER ELEVATION CONTOUR AND CHEMICAL CONCENTRATION MAP - JUNE 14-16, 2021

Project No. **12578504**
Date **March 2022**

FIGURE 3

Filename: N:\US\Lynnwood\Projects\561\12578504\Digital_Design\ACAD\Figures\RPT001\12578504-GHD-0000-RPT-EN-D103_SC-001.dwg
Plot Date: 22 March 2022 11:44 AM

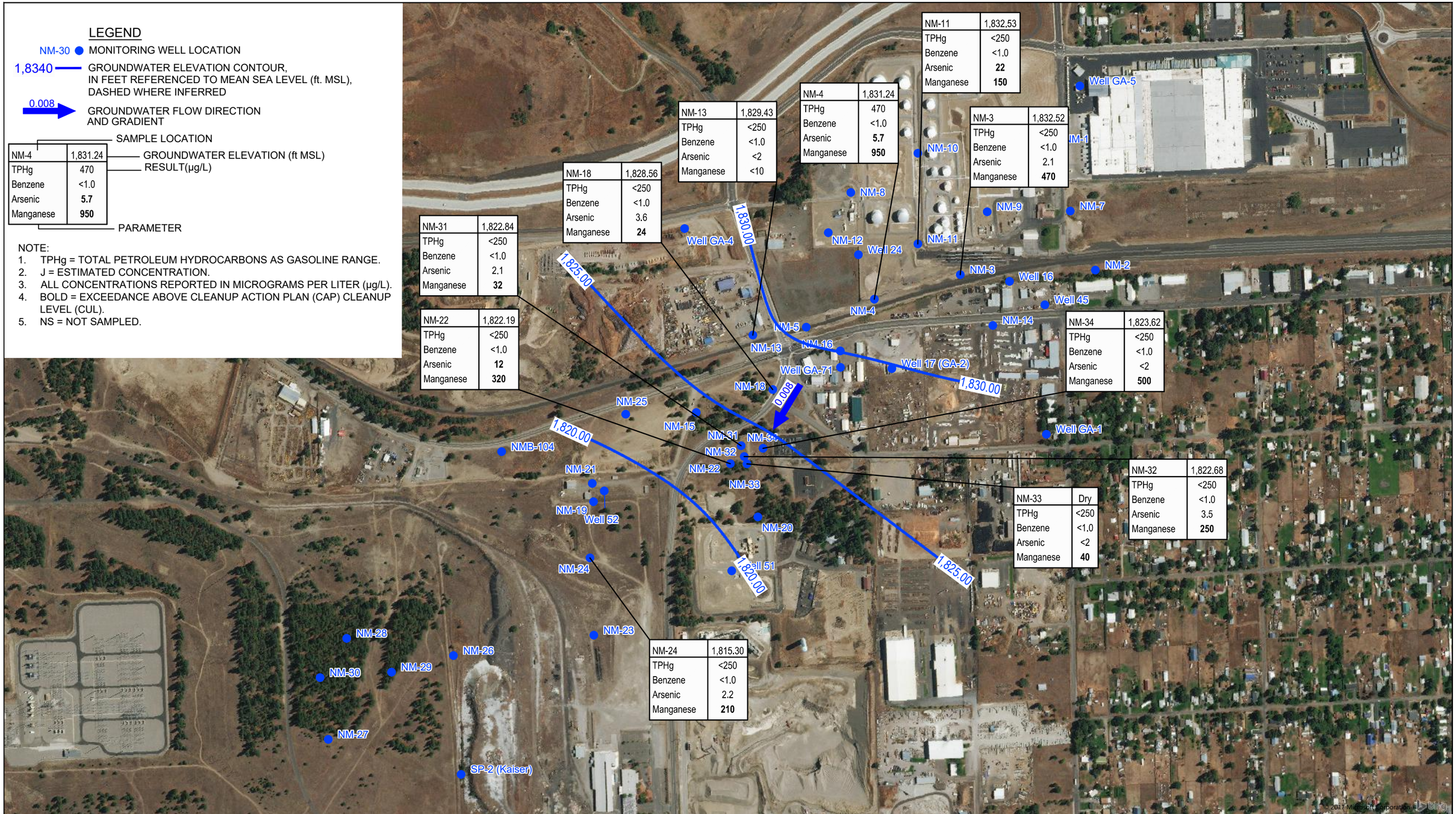

PHILLIPS 66
NORTH MARKET STREET SITE
SPOKANE, WASHINGTON

GROUNDWATER ELEVATION CONTOUR AND CHEMICAL CONCENTRATION MAP - NOVEMBER 15-19, 2021

Project No. **12578504**
Date **March 2022**

FIGURE 4

Filename: N:\US\Lynnwood\Projects\561\12578504\Digital_Design\ACAD\Figures\RPT001\12578504-GHD-0000-RPT-EN-D104_SC-001.dwg
Plot Date: 22 March 2022 11:41 AM

Appendices

Appendix A

Groundwater Monitoring Field Data Sheets

GH

DAILY FIELD REPORT

Project Number: 11221597	Date: 3/29/21	Site Address: NMSS
Project Name: NMSS	Field Technician: D. Tyler	GHD PM: M. Mansour
Weather: 40's wind / light snow	HSE Meeting Conducted: ☒ Yes ☐ No	
Equipment ID (GHD or rented):	Calibrated Completed: ☐ Yes ☐ No ☐ NA Documented below or "D" form attached: ☐ Yes ☐ No ☐ NA Calibration certificate for rental attached: ☐ Yes ☐ No ☐ NA	

Time	Activity/Comments
1130	GHD onsite
	- Check in w/ Holly
	- Orientation / Safety w/ Nick. A.
	- Hasp review THS tailgate.
	- Load coolers, unload equip @ bioventt shed.
	- Setup Ipad WL forms.
	- Gauge received monitor wells. see ipad form.
1600	- pack up equip @ bioventt shed
	- Sort coolers
	- Checkout w/ Holly
	- GHD to Hotel / Notes / upload ipad

DAILY FIELD REPORT

Submit copy to Company Safety Officer

ject Name: NMS Spokane	GHD Mgr: Mo Mansour	Field Rep: N. Adamowski
ject Number: 11,22597	Date: 3.30.21	Site Address: 3225 Lincoln Rd. Spokane
neral Tasks: Groundwater Sampling		
ergency Drill Conducted:		
SP Meeting Conducted (Y/N):	Equipment Checked (Y/N):	PID Calibrated (Y/N):

Time	Activity/Comments
0700	NA arrives on site
0730	DT/NA begin training/sampling with bladder pump
0935	NM-11 sampled
1020	NM-33 sampled
1030	DT exits site to assist JL
1145	NM32 sampled
1250	NM31 sampled
1355	NM34 sampled
1420	NA/DT exit site to refill nitrogen canister
1530	NA returns to site to finish sampling
1615	NM-22 sampled
1715	NA packs up and exits site

s _____ Miles _____ Other _____ Shared _____

DAILY FIELD REPORT

Submit copy to Company Safety Officer

Project Name: NMS Spokane	GHD Mgr: M. Mansoori	Field Rep: N. Adamowski
Project Number: 11221597	Date: 3-31-21	Site Address: 3225 Lincoln Rd. Spokane
General Tasks: Groundwater sampling		
Emergency Drill Conducted:		
HASP Meeting Conducted (Y/N):	Equipment Checked (Y/N):	PID Calibrated (Y/N):

Time	Activity/Comments	SWA
1400	NA arrives on site	
1445	NM13 sampled	
1545	NM4 sampled	
	NA will exit site to refill nitrogen	
	to continue sampling 4-1	
1615	NA exits site to re fill nitrogen	

SWA Key:	1: SPSA/Task Change	2: Pedestrian in Proximity	3: Unauthorized Personnel	4: Review Work Process
5: Inspection	6: Safety Orientation	7: Uncontrollable Factor	8: Minor First Aid	9: Major (explain in notes)

Hours _____ Miles _____ Other _____ Shared _____

DAILY FIELD REPORT

Submit copy to Company Safety Officer

ject Name: NMS Spokane	GHD Mgr: Mo Mansoori	Field Rep: N. Adamowski
ject Number: 11221547	Date: 4/1/21	Site Address: 3225 Lincoln Rd. Spokane
neral Tasks: Groundwater monitoring		
ergency Drill Conducted:		
SP Meeting Conducted (Y/N):	Equipment Checked (Y/N):	PID Calibrated (Y/N):

Time	Activity/Comments
0700	NA arrives on site/ checks in w/ holly/
0730	T65m performed / more bottle / acquired from shed
0835	NM3 - sampled
1010	NM18 sampled + DUP
1030	NA enters facility off linclon road
1125	NM-24 sampled
1140	NA disposes of purged water in drum near shed on holly property
	NA closes/shuts down shed and clears site
1220	NA exits site to ship samples

s _____ Miles _____ Other _____ Shared _____

Tailgate Safety Meeting Form
Small Group Format - Multiple Days

Date:	3.30.21	Time:	0700	Project No.:	11221597
Presenter:	N. Adamowski	Project Name:	NMS Spokane		

Safety topics/items discussed:

Slips trips falls, nitrile gloves when sampling cut resistant gloves, bee spray, watch for spiders, high viz vests/cones near road

Emergency preparedness:

First Aid Provider(s):	EMT(911)	Muster Point:	Holly facility
	GHD	Method of Communication:	Cell phones
AED Responder:	EMT	Fire Extinguisher Location:	GHD Truck
First Aid Kit Location:	GHD Truck	Eye Wash Location:	GHD Truck

Print Name	Signature	Company
N. Adamowski		GHD
Dave Trudeau	NO SIGNATURE COVID	GHD

Date:	3.31.21	Time:	0700	Project No.:	11221597 / 11219714
Presenter:	N. Adamowski	Project Name:	NMS Spokane / Geiger Corrections		

Safety topics/items discussed:

Slips trips falls, barbed wire fence, cut resistant gloves, road traffic, pedestrian traffic,

Emergency preparedness:

First Aid Provider(s):	EMT(911)	Muster Point:	E entrance / Holly facility
	GHD	Emergency Communication:	Cell phones
AED Responder:	EMT	Fire Extinguisher Location:	GHD Truck
First Aid Kit Location:	GHD	Eye Wash Location:	GHD Truck

Print Name	Signature	Company
N. Adamowski		GHD
J. Lewandowski	NO SIGNATURES COVID	GHD
D. Trudeau		GHD

Tailgate Safety Meeting Form
Small Group Format - Multiple Days

Date:	4.1.21	Time:	0700	Project No.:	11221597
Presenter:	N. Adamowski	Project Name:	NMS Spokane		

Safety topics/items discussed:

Slips trips falls, spiders, bees, needles, glass, cut resistant gloves,

Emergency preparedness:

First Aid Provider(s):	EMT (911)	Muster Point:	Holly facility
	GHD	Method of Communication:	Cell phones
AED Responder:	EMT	Fire Extinguisher Location:	GHD Truck
First Aid Kit Location:	GHD Truck	Eye Wash Location:	GHD Truck

Print Name	Signature	Company
N. Adamowski		GHD

Date:		Time:		Project No.:	
Presenter:		Project Name:			

Safety topics/items discussed:

Emergency preparedness:

First Aid Provider(s):		Muster Point:	
		Emergency Communication:	
AED Responder:		Fire Extinguisher Location:	
First Aid Kit Location:		Eye Wash Location:	

Print Name	Signature	Company

Well No.: NM-3 **Sampling Event:** 1Q2021 **SSOW Code:** **Monitoring Well Record for Low-Flow Purging**

Project Name: **Ref. No.:** **Personnel:** Nick Adamowski GHD **Date:** 4/1/2021

Monitoring Well Data

Well Diameter: Constructed Well Depth: Measured Well Depth:

Screen Material: Water Column Length:

Screen Start Depth: Ref Point Elev: 1989.8

Screen End Depth: Static Water Depth: Measurement Type:

Screen Length: Static Water Elev: Sampling Method:

Time	Pumping Rate (ml/min)	Depth to Water (ft BREF)	Drawdown from Initial Water Level (ft)	Temperature °C	Conductivity (mS/cm)	Turbidity NTU	DO (mg/L)	pH	ORP (mV)	Volume Purged, Vp (gal)	No. of Well Screen Volumes Purged
			Precision Required								
4/1 8:25	150	154.87	0.0	10.2	0.68	40.4	1.72	7.38	-2.6	1.97	
4/1 8:30	150	154.87	0.0	10.1	0.68	40.1	1.71	7.38	-2.6	2.15	
4/1 8:35	150	154.87	0.0	10.2	0.67	40.7	1.68	7.36	-2.7	2.35	
Field Parameters: Primary:										Total Volume Purged (gal):	2.35
Iron:											
Sulfide: Secondary:											

Sample ID	Type	Matrix	Comp/Grab	DateTime	Filtered	Analysis	Container #
GW-11221597-040121-NA-NM3	N	WG	G	4/1 8:37			9

Time	Pumping Rate (ml/min)	Depth to Water (ft BREF)	Drawdown from Initial Water Level (ft)	Temperature °C	Conductivity (mS/cm)	Turbidity NTU	DO (mg/L)	pH	ORP (mV)	Volume Purged, Vp (gal)	No. of Well Screen Volumes Purged

Well No.: NM-4 **Sampling Event:** 1Q2021 **SSOW Code:** **Monitoring Well Record for Low-Flow Purging**

Project Name: **Ref. No.:** **Personnel:** Nick Adamowski GHD **Date:** 3/31/2021

Monitoring Well Data

Well Diameter: Constructed Well Depth: Measured Well Depth:

Screen Material: Water Column Length:

Screen Start Depth: Ref Point Elev: 1983.7

Screen End Depth: Static Water Depth: Measurement Type:

Screen Length: Static Water Elev: Sampling Method: Bladder pump

Time	Pumping Rate (ml/min)	Depth to Water (ft BREF)	Drawdown from Initial Water Level (ft)	Temperature °C	Conductivity (mS/cm)	Turbidity NTU	DO (mg/L)	pH	ORP (mV)	Volume Purged, Vp (gal)	No. of Well Screen Volumes Purged
			Precision Required								
3/31 15:25	150	150.02	0.0	12.3	0.74	14.0	0.28	6.94	-100.5	0.0	
3/31 15:30	150	150.02	0.0	12.4	0.74	9.1	0.27	6.95	-103.3	.18	
3/31 15:35	150	150.02	0.0	12.3	0.74	8.1	0.25	6.96	-104.8	.4	
3/31 15:40	150	150.02	0.0	12.3	0.74	9.4	0.24	6.97	-104.7	.57	

Field Parameters: Primary:

Iron:

Sulfide: Secondary:

Total Volume Purged (gal): 0.57

Sample ID	Type	Matrix	Comp/Grab	DateTime	Filtered	Analysis	Container #
GW-11221597-033121-NA-NM4	N	WG	G	3/31 15:41			9

Time	Pumping Rate (ml/min)	Depth to Water (ft BREF)	Drawdown from Initial Water Level (ft)	Temperature °C	Conductivity (mS/cm)	Turbidity NTU	DO (mg/L)	pH	ORP (mV)	Volume Purged, Vp (gal)	No. of Well Screen Volumes Purged

Well No.: NM-11 **Sampling Event:** 1Q2021 **SSOW Code:** **Monitoring Well Record for Low-Flow Purging**

Project Name: **Ref. No.:** **Personnel:** Nick Adamowski GHD **Date:** 3/30/2021

Monitoring Well Data

Well Diameter: Constructed Well Depth: Measured Well Depth:

Screen Material: Water Column Length:

Screen Start Depth: Ref Point Elev: 1987.0

Screen End Depth: Static Water Depth: Measurement Type:

Screen Length: Static Water Elev: Sampling Method:

Time	Pumping Rate (ml/min)	Depth to Water (ft BREF)	Drawdown from Initial Water Level (ft)	Temperature °C	Conductivity (mS/cm)	Turbidity NTU	DO (mg/L)	pH	ORP (mV)	Volume Purged, Vp (gal)	No. of Well Screen Volumes Purged
			Precision Required								
3/30 8:36	150	151.97	0.0	11.7	0.61	23	1.00	7.21	-139.2	0	
3/30 8:42	150	151.97	0.0	11.4	0.60	21.7	0.59	7.20	-153.2	.24	
3/30 8:51	150	151.97	0.0	12.0	0.61	22.9	0.43	7.21	-160.7	.59	
3/30 8:56	150	151.97	0.0	12.0	0.61	22.1	0.43	7.20	-160.4	.79	
3/30 8:59	150	151.97	0.0	12.1	0.60	21.9	0.42	7.21	-160.6	.92	

Field Parameters: Primary:

Iron:

Sulfide: Secondary:

Total Volume Purged (gal): .92

Sample ID	Type	Matrix	Comp/Grab	DateTime	Filtered	Analysis	Container #
GW-1122159-033021-NA-NM11	N	WG	G	3/30 9:34			9

Time	Pumping Rate (ml/min)	Depth to Water (ft BREF)	Drawdown from Initial Water Level (ft)	Temperature °C	Conductivity (mS/cm)	Turbidity NTU	DO (mg/L)	pH	ORP (mV)	Volume Purged, Vp (gal)	No. of Well Screen Volumes Purged

Well No.: NM-13 **Sampling Event:** 1Q2021 **SSOW Code:** **Monitoring Well Record for Low-Flow Purging**

Project Name: **Ref. No.:** 11221597 **Personnel:** Nick Adamowski **Date:** 3/31/2021

Monitoring Well Data

Well Diameter: Constructed Well Depth: Measured Well Depth: 156.87

Screen Material: Water Column Length:

Screen Start Depth: Ref Point Elev: 1980.8

Screen End Depth: Static Water Depth: Measurement Type:

Screen Length: Static Water Elev: Sampling Method: Bladder pump

Time	Pumping Rate (ml/min)	Depth to Water (ft BREF)	Drawdown from Initial Water Level (ft)	Temperature °C	Conductivity (mS/cm)	Turbidity NTU	DO (mg/L)	pH	ORP (mV)	Volume Purged, Vp (gal)	No. of Well Screen Volumes Purged
			Precision Required	±% 3	±% .005	< 10 Or ±% 10	±% 10	± 0.1	± 10		
3/31 14:20	150	146.66	0.0	12.2	0.54	11.2	0.66	6.91	-13.4	0.0	
3/31 14:27	150	146.66	0.0	12.0	0.53	11.9	0.68	6.90	-13.5	.27	
3/31 14:38	150	146.66	0.0	11.9	0.52	11.8	0.60	6.89	-13.1	.71	

Field Parameters: Primary:

Iron:

Sulfide: Secondary:

Total Volume Purged (gal): 0.71

Sample ID	Type	Matrix	Comp/Grab	DateTime	Filtered	Analysis	Container #
GW-11221597-033121-NA-NM13	N	WG	G	3/31 14:44			9

Time	Pumping Rate (ml/min)	Depth to Water (ft BREF)	Drawdown from Initial Water Level (ft)	Temperature °C	Conductivity (mS/cm)	Turbidity NTU	DO (mg/L)	pH	ORP (mV)	Volume Purged, Vp (gal)	No. of Well Screen Volumes Purged

Well No.: NM-18 **Sampling Event:** 1Q2021 **SSOW Code:** **Monitoring Well Record for Low-Flow Purging**

Project Name: **Ref. No.:** **Personnel:** Nick Adamowski GHD **Date:** 4/1/2021

Monitoring Well Data

Well Diameter: Constructed Well Depth: Measured Well Depth:

Screen Material: Water Column Length:

Screen Start Depth: Ref Point Elev: 1982.3

Screen End Depth: Static Water Depth: Measurement Type:

Screen Length: Static Water Elev: Sampling Method:

Time	Pumping Rate (ml/min)	Depth to Water (ft BREF)	Drawdown from Initial Water Level (ft)	Temperature °C	Conductivity (mS/cm)	Turbidity NTU	DO (mg/L)	pH	ORP (mV)	Volume Purged, Vp (gal)	No. of Well Screen Volumes Purged
			Precision Required								
4/1 9:46	150	151.29	0.0	10.9	0.52	22.3	1.70	7.26	-20.9	0.0	
4/1 9:51	150	151.29	0.0	10.9	0.53	23.9	1.68	7.18	-27.5	.19	
4/1 9:56	150	151.29	0.0	10.9	0.52	23.7	1.67	7.17	-31.9	.39	
4/1 10:03	150	151.29	0.0	11.0	0.52	20.3	1.69	7.17	-34.2	.66	

Field Parameters: Primary:

Iron:

Sulfide: Secondary:

Total Volume Purged (gal): 0.66

Sample ID	Type	Matrix	Comp/Grab	DateTime	Filtered	Analysis	Container #
GW-11221597-040121-NA-DUP1	N	WG	G	4/1 10:06			9

Time	Pumping Rate (ml/min)	Depth to Water (ft BREF)	Drawdown from Initial Water Level (ft)	Temperature °C	Conductivity (mS/cm)	Turbidity NTU	DO (mg/L)	pH	ORP (mV)	Volume Purged, Vp (gal)	No. of Well Screen Volumes Purged

Well No.: NM-22 **Sampling Event:** 1Q2021 **SSOW Code:** **Monitoring Well Record for Low-Flow Purging**

Project Name: **Ref. No.:** **Personnel:** Nick Adamowski GHD **Date:** 3/30/2021

Monitoring Well Data

Well Diameter: Constructed Well Depth: Measured Well Depth:

Screen Material: Water Column Length:

Screen Start Depth: Ref Point Elev: 1991.0

Screen End Depth: Static Water Depth: Measurement Type:

Screen Length: Static Water Elev: Sampling Method: Bladder pump

Time	Pumping Rate (ml/min)	Depth to Water (ft BREF)	Drawdown from Initial Water Level (ft)	Temperature °C	Conductivity (mS/cm)	Turbidity NTU	DO (mg/L)	pH	ORP (mV)	Volume Purged, Vp (gal)	No. of Well Screen Volumes Purged
			Precision Required								
3/30 15:56	150	166.34	0.0	11.3	0.64	20.9	0.71	7.18	-84.6	0.0	
3/30 16:01	150	166.34	0.0	11.4	0.64	10.1	0.69	7.18	-85.0	.2	
3/30 16:06	150	166.34	0.0	11.3	0.64	9.7	0.70	7.17	-85.7	.39	
3/30 16:11	150	166.34	0.0	11.4	0.64	9.8	0.70	7.16	-86.4	.58	

Field Parameters: Primary:

Iron:

Sulfide: Secondary:

Total Volume Purged (gal): 0.58

Sample ID	Type	Matrix	Comp/Grab	DateTime	Filtered	Analysis	Container #
GW-11221597-033021-NA-NM22	N	WG	G	3/30 16:13			9

Time	Pumping Rate (ml/min)	Depth to Water (ft BREF)	Drawdown from Initial Water Level (ft)	Temperature °C	Conductivity (mS/cm)	Turbidity NTU	DO (mg/L)	pH	ORP (mV)	Volume Purged, Vp (gal)	No. of Well Screen Volumes Purged

Well No.: NM-24 **Sampling Event:** 1Q2021 **SSOW Code:** **Monitoring Well Record for Low-Flow Purging**

Project Name: **Ref. No.:** **Personnel:** Nick Adamowski GHD **Date:** 3/30/2021

Monitoring Well Data

Well Diameter: Constructed Well Depth: Measured Well Depth:

Screen Material: Water Column Length:

Screen Start Depth: Ref Point Elev: 1968.2

Screen End Depth: Static Water Depth: Measurement Type:

Screen Length: Static Water Elev: Sampling Method: Bladder pump

Time	Pumping Rate (ml/min)	Depth to Water (ft BREF)	Drawdown from Initial Water Level (ft)	Temperature °C	Conductivity (mS/cm)	Turbidity NTU	DO (mg/L)	pH	ORP (mV)	Volume Purged, Vp (gal)	No. of Well Screen Volumes Purged
			Precision Required								
4/1 11:10	150	150.59	0.0	11.0	0.52	16.7	1.80	7.05	-4.0	0.0	
4/1 11:15	150	150.59	0.0	11.0	0.52	16.7	1.81	7.03	-4.2	.17	
4/1 11:20	150	150.59	0.0	11.0	0.52	15.8	1.80	7.02	-4.0	.37	

Field Parameters: Primary:

Iron:

Sulfide: Secondary:

Total Volume Purged (gal): 0.37

Sample ID	Type	Matrix	Comp/Grab	DateTime	Filtered	Analysis	Container #
GW-11221597-040121-NA-NM24	N	WG	G	4/1 11:21			9

Time	Pumping Rate (ml/min)	Depth to Water (ft BREF)	Drawdown from Initial Water Level (ft)	Temperature °C	Conductivity (mS/cm)	Turbidity NTU	DO (mg/L)	pH	ORP (mV)	Volume Purged, Vp (gal)	No. of Well Screen Volumes Purged

Well No.: NM-31 **Sampling Event:** 1Q2021 **SSOW Code:** **Monitoring Well Record for Low-Flow Purging**

Project Name: **Ref. No.:** **Personnel:** Nick Adamowski GHD **Date:** 3/30/2021

Monitoring Well Data

Well Diameter: Constructed Well Depth: Measured Well Depth:

Screen Material: Water Column Length:

Screen Start Depth: Ref Point Elev: 1984.0

Screen End Depth: Static Water Depth: Measurement Type:

Screen Length: Static Water Elev: Sampling Method: Bladder pump

Time	Pumping Rate (ml/min)	Depth to Water (ft BREF)	Drawdown from Initial Water Level (ft)	Temperature °C	Conductivity (mS/cm)	Turbidity NTU	DO (mg/L)	pH	ORP (mV)	Volume Purged, Vp (gal)	No. of Well Screen Volumes Purged
			Precision Required								
3/30 12:34	150	158.74	0.0	11.5	0.315	13.1	2.52	7.62	-32.1	0.0	
3/30 12:40	150	158.74	0.0	11.0	0.315	5.88	2.52	7.62	-32.3	.22	
3/30 12:45	150	158.74	0.0	11.4	0.312	5.12	2.48	7.61	-32.4	.41	
3/30 12:50	150	158.74	0.0	11.4	0.313	5.08	2.48	7.61	-32.3	.57	

Field Parameters: Primary:

Iron:

Sulfide: Secondary:

							NA	NA	NA	

Total Volume Purged (gal): 0.57

Sample ID	Type	Matrix	Comp/Grab	DateTime	Filtered	Analysis	Container #
GW-11221597-033021- NA-NM31	N	WG	G	3/30 12:52			9

Time	Pumping Rate (ml/min)	Depth to Water (ft BREF)	Drawdown from Initial Water Level (ft)	Temperature °C	Conductivity (mS/cm)	Turbidity NTU	DO (mg/L)	pH	ORP (mV)	Volume Purged, Vp (gal)	No. of Well Screen Volumes Purged

Well No.: NM-32 **Sampling Event:** 1Q2021 **SSOW Code:** **Monitoring Well Record for Low-Flow Purging**

Project Name: **Ref. No.:** **Personnel:** Nick Adamowski GHD **Date:** 3/30/2021

Monitoring Well Data

Well Diameter: Constructed Well Depth: Measured Well Depth:

Screen Material: Water Column Length:

Screen Start Depth: Ref Point Elev: 1983.9

Screen End Depth: Static Water Depth: Measurement Type:

Screen Length: Static Water Elev: Sampling Method: Bladder pump

Time	Pumping Rate (ml/min)	Depth to Water (ft BREF)	Drawdown from Initial Water Level (ft)	Temperature °C	Conductivity (mS/cm)	Turbidity NTU	DO (mg/L)	pH	ORP (mV)	Volume Purged, Vp (gal)	No. of Well Screen Volumes Purged
			Precision Required								
3/30 11:19	150	158.81	0.0	11.0	0.63	20.0	0.96	7.37	-42.1	0.0	
3/30 11:25	150	158.81	0.0	11.0	0.62	20.9	0.99	7.36	-42.6	.23	
3/30 11:35	150	158.81	0.0	10.9	0.62	20.8	1.02	7.35	-45.3	.63	
3/30 11:40	150	158.81	0.0	11.0	0.62	20.2	1.04	7.35	-45.8	.83	

Field Parameters: Primary:

Iron:

Sulfide: Secondary:

Total Volume Purged (gal): 0.83

Sample ID	Type	Matrix	Comp/Grab	DateTime	Filtered	Analysis	Container #
GW-11221597-033021-NA-NM32	N	WG	G	3/30 11:42			9

Time	Pumping Rate (ml/min)	Depth to Water (ft BREF)	Drawdown from Initial Water Level (ft)	Temperature °C	Conductivity (mS/cm)	Turbidity NTU	DO (mg/L)	pH	ORP (mV)	Volume Purged, Vp (gal)	No. of Well Screen Volumes Purged

Well No.: NM-33 **Sampling Event:** 1Q2021 **SSOW Code:** **Monitoring Well Record for Low-Flow Purging**

Project Name: **Ref. No.:** **Personnel:** Nick Adamowski GHD **Date:** 3/30/2021

Monitoring Well Data

Well Diameter: Constructed Well Depth: Measured Well Depth:

Screen Material: Water Column Length:

Screen Start Depth: Ref Point Elev: 1984.4

Screen End Depth: Static Water Depth: Measurement Type:

Screen Length: Static Water Elev: Sampling Method: Bladder pump

Time	Pumping Rate (ml/min)	Depth to Water (ft BREF)	Drawdown from Initial Water Level (ft)	Temperature °C	Conductivity (mS/cm)	Turbidity NTU	DO (mg/L)	pH	ORP (mV)	Volume Purged, Vp (gal)	No. of Well Screen Volumes Purged
			Precision Required								
3/30 10:11	150	159.45	0.0	10.3	0.58	15.8	1.06	7.37	-62.0	0.0	
3/30 10:16	150	159.45	0.0	10.3	0.58	11.4	1.05	7.36	-64.9	.17	
3/30 10:21	150	159.45	0.0	10.3	0.58	8.86	1.00	7.36	-68.2	.38	

Field Parameters: Primary:

Iron:

Sulfide: Secondary:

Total Volume Purged (gal): 0.38

Sample ID	Type	Matrix	Comp/Grab	DateTime	Filtered	Analysis	Container #
GW-11221597-033021-NA-NM33	N	WG	G	3/30 10:24			9

Time	Pumping Rate (ml/min)	Depth to Water (ft BREF)	Drawdown from Initial Water Level (ft)	Temperature °C	Conductivity (mS/cm)	Turbidity NTU	DO (mg/L)	pH	ORP (mV)	Volume Purged, Vp (gal)	No. of Well Screen Volumes Purged

Well No.: NM-34 **Sampling Event:** 1Q2021 **SSOW Code:** **Monitoring Well Record for Low-Flow Purging**

Project Name: **Ref. No.:** **Personnel:** Nick Adamowski GHD **Date:** 3/30/2021

Monitoring Well Data

Well Diameter: Constructed Well Depth: Measured Well Depth:

Screen Material: Water Column Length:

Screen Start Depth: Ref Point Elev: 1978.6

Screen End Depth: Static Water Depth: Measurement Type:

Screen Length: Static Water Elev: Sampling Method: Bladder pump

Time	Pumping Rate (ml/min)	Depth to Water (ft BREF)	Drawdown from Initial Water Level (ft)	Temperature °C	Conductivity (mS/cm)	Turbidity NTU	DO (mg/L)	pH	ORP (mV)	Volume Purged, Vp (gal)	No. of Well Screen Volumes Purged
			Precision Required								
3/30 13:35	150	152.54	0.0	10.7	0.64	61.1	1.38	7.25	-63.8	0.0	
3/30 13:41	150	152.54	0.0	10.8	0.65	24.8	1.04	7.22	-67.8	.22	
3/30 13:46	150	152.54	0.0	10.9	0.65	14.7	0.62	7.20	-70.3	.41	
3/30 13:51	150	152.54	0.0	10.9	0.65	14.5	0.63	7.20	-70.3	.62	
3/30 13:56	150	152.54	0.0	11.0	0.65	13.5	0.64	7.18	-71.0	.8	

Field Parameters: Primary:

Iron:

Sulfide: Secondary:

Total Volume Purged (gal): 0.8

Sample ID	Type	Matrix	Comp/Grab	DateTime	Filtered	Analysis	Container #
GW-11221597-033021-NA-NM34	N	WG	G	3/30 13:57			9

Time	Pumping Rate (ml/min)	Depth to Water (ft BREF)	Drawdown from Initial Water Level (ft)	Temperature °C	Conductivity (mS/cm)	Turbidity NTU	DO (mg/L)	pH	ORP (mV)	Volume Purged, Vp (gal)	No. of Well Screen Volumes Purged

Well Gauging Details
Phillips 66 RM Site No. 6624
N. Market Street
Medical Lake, Washington

Well ID	Date Installed	Well Diameter (inches)	Total Well Depth	Screen Length (ft)	Screened Interval (ft BTOC)	Screen Slot Size	Date	DTW (ft BTOC)	DTP (ft BTOC)	DTB (ft BTOC)	Analytical	Hydraulic Monitoring	Notes
NM-1										170.31			
NM-2										164.26			
NM-3										160.79		Gauge	
NM-4										161.82	TPHg/d/o, BTEX Totals Mn/Ar	Gauge / Sample	Gas odor
NM-5										161.17			
NM-6										164.32			
NM-7	Apr-93	2	168	10	158-168	0.01				168.73			
NM-8	Jun-93	2	167	10	157-167	0.01				-			Could not locate
NM-9	4/21/1993	2	165	10	155-165	0.01				37.67			Obstruction at 37.67
NM-10	4/28/1993	2	140	10	130-140	0.01				141.28			probe indicated product at 134.75 - no odor or sheen. Likely no product and probe malfunciton
NM-11	4/30/1993	2	159	10	149-159	0.01				160.66	TPHg/d/o, BTEX Totals Mn/Ar	Gauge / Sample	Gas odor
NM-12	6/9/1993	2	156	11	145-156	0.01				156.05			
NM-13	6/11/1993	2	154	10	144-154	0.01				155.87		Gauge	
NM-14	5/16/1993	2	169.5	10	158.5-169.5?	0.01				-			Could not locate - spoke with prop owner and inspected - no well
NM-15	5/18/1993	2	112	10	102-112	0.01				-			Could not locate
NM-16	5/19/1993	2	158.5	10	148.5-158.5	0.01				-			Could not locate - no well
NM-17	3/30/1995	2	200	10	190-200	0.02				-			Could not locate - not on figure
NM-18	4/23/1995	2	157	15	142-157	0.02				160.4		Gauge	
NM-19	4/4/1995	2	162	15	147-162	0.01				165.34			
NM-20	4/26/1995	2	174	15	159-174	0.02				174.86			
NM-21	5/6/1995	2	211.5	15	196.5-211.5	0.1				194.47			Unlock, slip pvc cap open
NM-22	5/21/1995	2	172	15	157-172	0.1				173.31	TPHg/d/o, BTEX Totals Mn/Ar	Gauge / Sample	slight gas odor

NM-23	6/7/1995	2	187	15	172-187	0.2				187.82			No lock
NM-24	7/12/1995	2	162	15	147-162	0.2				160.8		Gauge	
NM-25	7/14/1995	2	117	15	102-117	0.02				-			Could not locate
NM-26										167.86			No longer have access 4Q17
NM-27										173.85			
NM-28										172.54			
NM-29										169.85			
NM-30										170.9			
NM-31										170.06	TPHg/d/o, BTEX Totals Mn/Ar	Gauge / Sample	
NM-32										169.86	TPHg/d/o, BTEX Totals Mn/Ar	Gauge / Sample	
NM-33										169.92	TPHg/d/o, BTEX Totals Mn/Ar	Gauge / Sample	
NM-34										162.08	TPHg/d/o, BTEX Totals Mn/Ar	Gauge / Sample	

Sample every quarter

Sample 2nd and 4th quarters

Well No.: NM-4 **Sampling Event:** 2021Q2 **SSOW Code:** **Monitoring Well Record for Low-Flow Purging**

Project Name: **Ref. No.:** **Personnel:** Nick Adamowski GHD **Date:** 6/15/2021

Monitoring Well Data

Well Diameter: Constructed Well Depth: Measured Well Depth:

Screen Material: Water Column Length:

Screen Start Depth: Ref Point Elev: 1983.7

Screen End Depth: Static Water Depth: Measurement Type:

Screen Length: Static Water Elev: Sampling Method: Bladder pump

Time	Pumping Rate (ml/min)	Depth to Water ()	Drawdown from Initial Water Level (ft)	Temperature °C	Conductivity (mS/cm)	Turbidity NTU	DO (mg/L)	pH	ORP (mV)	Volume Purged, Vp (gal)	No. of Well Screen Volumes Purged
			Precision Required								
6/15 9:59	150	147.95	0.0	13.0	0.62	11.0	0.25	7.66	-93.0	0.0	
6/15 10:04	150	147.95	0.0	13.0	0.61	10.6	0.24	7.67	-93.8	.22	
6/15 10:09	150	147.95	0.0	13.0	0.61	10.8	0.24	7.67	-94.1	.4	

Field Parameters: Primary:

Iron:

Sulfide: Secondary:

Total Volume Purged (gal): 0.4

Sample ID	Type	Matrix	Comp/Grab	DateTime	Filtered	Analysis	Container #
GW-11226525-061521-NA-NM4	N	WG	G	6/15 10:11			9

Time	Pumping Rate (ml/min)	Depth to Water ()	Drawdown from Initial Water Level (ft)	Temperature °C	Conductivity (mS/cm)	Turbidity NTU	DO (mg/L)	pH	ORP (mV)	Volume Purged, Vp (gal)	No. of Well Screen Volumes Purged

Well No.: NM11 **Sampling Event:** 2021Q2 **SSOW Code:** **Monitoring Well Record for Low-Flow Purging**

Project Name: **Ref. No.:** **Personnel:** Nick Adamowski GHD **Date:** 6/15/2021

Monitoring Well Data

Well Diameter: Constructed Well Depth: Measured Well Depth:

Screen Material: Water Column Length:

Screen Start Depth: Ref Point Elev:

Screen End Depth: Static Water Depth: Measurement Type:

Screen Length: Static Water Elev: Sampling Method: Bladder pump

Time	Pumping Rate (ml/min)	Depth to Water ()	Drawdown from Initial Water Level (ft)	Temperature °C	Conductivity (mS/cm)	Turbidity NTU	DO (mg/L)	pH	ORP (mV)	Volume Purged, Vp (gal)	No. of Well Screen Volumes Purged
			Precision Required								
6/15 8:41	150	151.27	0.0	14.6	0.68	37.4	1.10	7.87	-225.2	0	
6/15 8:46	150	151.27	0.0	14.6	0.68	35.8	1.10	7.87	-223.3	.21	
6/15 8:52	150	151.27	0.0	14.5	0.68	36.8	1.10	7.86	-225.1	.43	

Field Parameters: Primary:

Iron:

Sulfide: Secondary:

Total Volume Purged (gal): 0.43

Sample ID	Type	Matrix	Comp/Grab	DateTime	Filtered	Analysis	Container #
GW-11226525-061521-NA-NM11	N	WG	G	6/15 8:56			9

Time	Pumping Rate (ml/min)	Depth to Water ()	Drawdown from Initial Water Level (ft)	Temperature °C	Conductivity (mS/cm)	Turbidity NTU	DO (mg/L)	pH	ORP (mV)	Volume Purged, Vp (gal)	No. of Well Screen Volumes Purged

Well No.: MW22 **Sampling Event:** 2021Q2 **SSOW Code:** **Monitoring Well Record for Low-Flow Purging**

Project Name: **Ref. No.:** **Personnel:** Nick Adamowski GHD **Date:** 6/16/2021

Monitoring Well Data

Well Diameter: Constructed Well Depth: Measured Well Depth:

Screen Material: Water Column Length:

Screen Start Depth: Ref Point Elev:

Screen End Depth: Static Water Depth: Measurement Type:

Screen Length: Static Water Elev: Sampling Method: Bladder pump

Time	Pumping Rate (ml/min)	Depth to Water ()	Drawdown from Initial Water Level (ft)	Temperature °C	Conductivity (mS/cm)	Turbidity NTU	DO (mg/L)	pH	ORP (mV)	Volume Purged, Vp (gal)	No. of Well Screen Volumes Purged
			Precision Required								
6/16 10:28	150	165.83	0.0	13.7	0.56	53.7	0.45	7.36	-128.6	0.0	
6/16 10:33	150	165.83	0.0	13.6	0.56	53.9	0.45	7.35	-131.4	.18	
6/16 10:38	150	165.83	0.0	13.7	0.55	53.0	0.41	7.35	-133.9	.36	

Field Parameters: Primary:

Iron:

Sulfide: Secondary:

Total Volume Purged (gal): 0.36

Sample ID	Type	Matrix	Comp/Grab	DateTime	Filtered	Analysis	Container #
GW-11226525-061621-NA-NM22	N	WG	G	6/16 10:40			9

Time	Pumping Rate (ml/min)	Depth to Water ()	Drawdown from Initial Water Level (ft)	Temperature °C	Conductivity (mS/cm)	Turbidity NTU	DO (mg/L)	pH	ORP (mV)	Volume Purged, Vp (gal)	No. of Well Screen Volumes Purged

Well No.: MW31 **Sampling Event:** 2021Q2 **SSOW Code:** **Monitoring Well Record for Low-Flow Purging**

Project Name: **Ref. No.:** **Personnel:** Nick Adamowski GHD **Date:** 6/15/2021

Monitoring Well Data

Well Diameter: Constructed Well Depth: Measured Well Depth:

Screen Material: Water Column Length:

Screen Start Depth: Ref Point Elev:

Screen End Depth: Static Water Depth: Measurement Type:

Screen Length: Static Water Elev: Sampling Method:

Time	Pumping Rate (ml/min)	Depth to Water ()	Drawdown from Initial Water Level (ft)	Temperature °C	Conductivity (mS/cm)	Turbidity NTU	DO (mg/L)	pH	ORP (mV)	Volume Purged, Vp (gal)	No. of Well Screen Volumes Purged
			Precision Required								
6/15 14:17	150	158.20	0.0	13.3	0.324	5.30	1.45	7.64	-20.0	0.0	
6/15 14:22	150	158.20	0.0	13.2	0.322	6.0	1.45	7.64	-20.6	.19	
6/15 14:27	150	158.20	0.0	13.4	0.323	5.68	1.43	7.64	-21.6	.39	

Field Parameters: Primary:

Iron:

Sulfide: Secondary:

Total Volume Purged (gal): 0.39

Sample ID	Type	Matrix	Comp/Grab	DateTime	Filtered	Analysis	Container #
GW-11226525-061521-NA-NM31	N	WG	G	6/15 14:29			9

Time	Pumping Rate (ml/min)	Depth to Water ()	Drawdown from Initial Water Level (ft)	Temperature °C	Conductivity (mS/cm)	Turbidity NTU	DO (mg/L)	pH	ORP (mV)	Volume Purged, Vp (gal)	No. of Well Screen Volumes Purged

Well No.: MW32 **Sampling Event:** 2021Q2 **SSOW Code:** **Monitoring Well Record for Low-Flow Purging**

Project Name: **Ref. No.:** **Personnel:** Nick Adamowski GHD **Date:** 6/16/2021

Monitoring Well Data

Well Diameter: Constructed Well Depth: Measured Well Depth:

Screen Material: Water Column Length:

Screen Start Depth: Ref Point Elev:

Screen End Depth: Static Water Depth: Measurement Type:

Screen Length: Static Water Elev: Sampling Method: Bladder pump

Time	Pumping Rate (ml/min)	Depth to Water ()	Drawdown from Initial Water Level (ft)	Temperature °C	Conductivity (mS/cm)	Turbidity NTU	DO (mg/L)	pH	ORP (mV)	Volume Purged, Vp (gal)	No. of Well Screen Volumes Purged
			Precision Required								
6/16 12:22	150	158.20	0.0	13.1	0.60	167	0.81	7.23	-15.5	0	
6/16 12:27	150	158.20	0.0	13.2	0.59	162	0.82	7.25	-14.1	.17	
6/16 12:32	150	158.20	0.0	13.1	0.59	152	0.78	7.25	-15.2	.37	

Field Parameters: Primary:

Iron:

Sulfide: Secondary:

Total Volume Purged (gal): 0.37

Sample ID	Type	Matrix	Comp/Grab	DateTime	Filtered	Analysis	Container #
GW-11226525-061621-NA-NM32	N	WG	G	6/16 12:33			9

Time	Pumping Rate (ml/min)	Depth to Water ()	Drawdown from Initial Water Level (ft)	Temperature °C	Conductivity (mS/cm)	Turbidity NTU	DO (mg/L)	pH	ORP (mV)	Volume Purged, Vp (gal)	No. of Well Screen Volumes Purged

Well No.: NM-33 **Sampling Event:** 2021Q2 **SSOW Code:** **Monitoring Well Record for Low-Flow Purging**

Project Name: **Ref. No.:** **Personnel:** Nick Adamowski GHD **Date:** 6/15/2021

Monitoring Well Data

Well Diameter: Constructed Well Depth: Measured Well Depth:

Screen Material: Water Column Length:

Screen Start Depth: Ref Point Elev: 1984.4

Screen End Depth: Static Water Depth: Measurement Type:

Screen Length: Static Water Elev: Sampling Method:

Time	Pumping Rate (ml/min)	Depth to Water ()	Drawdown from Initial Water Level (ft)	Temperature °C	Conductivity (mS/cm)	Turbidity NTU	DO (mg/L)	pH	ORP (mV)	Volume Purged, Vp (gal)	No. of Well Screen Volumes Purged
			Precision Required								
6/15 11:12	150	158.90	0.0	12.3	0.65	8.63	0.37	7.57	-52.0	0.0	
6/15 11:17	150	158.90	0.0	12.3	0.65	8.70	0.36	7.58	-52.6	.19	
6/15 11:22	150	158.90	0.0	12.4	0.65	8.79	0.35	7.58	-52.4	.39	

Field Parameters: Primary:

Iron:

Sulfide: Secondary:

Total Volume Purged (gal): 0.39

Sample ID	Type	Matrix	Comp/Grab	DateTime	Filtered	Analysis	Container #
GW-11226525	N	WG	G	6/15 11:24			9

Time	Pumping Rate (ml/min)	Depth to Water ()	Drawdown from Initial Water Level (ft)	Temperature °C	Conductivity (mS/cm)	Turbidity NTU	DO (mg/L)	pH	ORP (mV)	Volume Purged, Vp (gal)	No. of Well Screen Volumes Purged

Well No.: NM34 **Sampling Event:** 2021Q2 **SSOW Code:** **Monitoring Well Record for Low-Flow Purging**

Project Name: **Ref. No.:** **Personnel:** Nick Adamowski GHD **Date:** 6/16/2021 9:11:43 AM

Monitoring Well Data

Well Diameter: Constructed Well Depth: Measured Well Depth:

Screen Material: Water Column Length:

Screen Start Depth: Ref Point Elev:

Screen End Depth: Static Water Depth: Measurement Type:

Screen Length: Static Water Elev: Sampling Method: Bladder pump

Time	Pumping Rate (ml/min)	Depth to Water ()	Drawdown from Initial Water Level (ft)	Temperature °C	Conductivity (mS/cm)	Turbidity NTU	DO (mg/L)	pH	ORP (mV)	Volume Purged, Vp (gal)	No. of Well Screen Volumes Purged
			Precision Required								
6/16 9:16	150	150.01	0.0	12.4	0.56	12.9	0.56	7.43	-68.5	0.0	
6/16 9:21	150	150.01	0.0	12.4	0.56	12.0	0.56	7.43	-67.5	.2	
6/16 9:26	150	150.01	0.0	12.4	0.55	10.3	0.60	7.44	-65.5	.41	

Field Parameters: Primary:

Iron:

Sulfide: Secondary:

Total Volume Purged (gal): 0.41

Sample ID	Type	Matrix	Comp/Grab	DateTime	Filtered	Analysis	Container #
GW-11226525-061621-NA-NM34	N	WG	G	6/16 9:28			9

Time	Pumping Rate (ml/min)	Depth to Water ()	Drawdown from Initial Water Level (ft)	Temperature °C	Conductivity (mS/cm)	Turbidity NTU	DO (mg/L)	pH	ORP (mV)	Volume Purged, Vp (gal)	No. of Well Screen Volumes Purged

Daily Observation Report
11/15/2021

Site Name:	3496	Project Number:	11226525
P66 Site Number:		Address:	
Client:	Phillips 66	Inspector(s): Nicholas Adamowski	
Inspection Date:	11/15/2021	Time:	08:00 - 16:30
Weather:	Overcast; 60-45°F Ground Conditions: Dry		

This inspection/observation report does not alleviate the contractor from the responsibilities or obligations provided in the contract documents and does not approve the performance or completion of any additional effort or cost implied by the content of this memo. The contractor is responsible for confirming and correlating all quantities and dimensions, and fabrication processes and construction techniques which may change based on the clarification provided within.

Summary of Observations/Inspections

Meetings

Meeting	Yes	No
Was a Morning Huddle Held:	☑	☐
Was a Health and Safety Meeting Held:	☑	☐
Health and Safety Meeting Topics Covered:		
STF, FRC, 360 awareness, CR glove, nitrile gloves, level d ppe, cold stress, rain gear, driving, cell phone usage		
Other Meeting Topics Covered:		

Equipment On Site

Equipment Type	Model/ Serial #	Controlled By	Quantity	Units	Rental	Comments
GHD Vehicle	Chevy Silverado	GHD	1	Day	No	
Interface Probe		GHD	1	Day	No	

Work Day Note

Time	Activity
08:00	NA arrives on site
09:00	NA begins gauging wells
12:41	NA begins sampling NM-11

Daily Observation Report
11/15/2021

14:15	NA begins sampling NM-3
15:57	NA offloads purge water
16:30	NA exits site
Overall Daily Work Notes	

Personnel Onsite

Company	Name	Time Onsite	Hours Onsite
GHD	Nicholas Adamowski	08:00 -	
GHD	Nicholas Adamowski	08:00 -	
Notes:			
0800 NA arrives on site			

Production Delays

Production Delays	Severity	Comments
No		
Weather Delays	**Cause**	
No		

Out of Scope Requests

Out of Scope Request	Notes
No	

Daily Observation Report
11/15/2021

General Observation Photos

Photo 1 -

DAILY FIELD REPORT

Submit copy to Company Safety Officer

Project Name: PGG NMSS	GHD Mgr: A. Clauss	Field Rep: N. Adamowski
Project Number: 11226525	Date: 11·18·21	Site Address: Spokane, WA
General Tasks: GWM		
Emergency Drill Conducted:		
HASP Meeting Conducted (Y/N):	Equipment Checked (Y/N):	PID Calibrated (Y/N):

Time	Activity/Comments	SWA
0700	NA arrives on site	
0730	NA begins sampling NM-18	
0930	NA samples NM18	
0940	NA begins sampling NM24	
1130	NA completes sampling NM24	
	NA exits site to fill nitrgen	
1230	NA begins sampling NM32	
1415	NA completes sampling NM32	
1430	NA begins sampling NM33	
1555	NA completes sampling NM33	
1610	NA begins sampling NM31	
1740	NA completes sampling NM31	
1820	NA exits site	

SWA Key:	1: SPSA/Task Change	2: Pedestrian in Proximity	3: Unauthorized Personnel	4: Review Work Process
5: Inspection	6: Safety Orientation	7: Uncontrollable Factor	8: Minor First Aid	9: Major (explain in notes)

Hours _____ Miles _____ Other _____ Shared _____

Tailgate Safety Meeting Form
Small Group Format - Multiple Days

Date:	11.18.21	Time:	0700	Project No.:	11226525
Presenter:	N. Adamowski	Project Name:	PGG NMSS		

Safety topics/items discussed:

Nitrile gloves, CR gloves, FRC, Hand tools, 360 awareness driving, cones, weather, snow, cold

Emergency preparedness:

First Aid Provider(s):	GHD/EMT	Muster Point:	Terminal Office
	911	Method of Communication:	Cell Phones
AED Responder:	EMT (911)	Fire Extinguisher Location:	GHD Truck
First Aid Kit Location:	GHD Truck	Eye Wash Location:	GHD Truck

Print Name	Signature	Company
N. Adamowski		GHD

Date:	11.19.21	Time:	0720	Project No.:	"
Presenter:	"	Project Name:	"		

Safety topics/items discussed:

nitrile gloves, cold stress, hand tools, rain gear, cell phone, FRC, Drum handeling

Emergency preparedness:

First Aid Provider(s):	GHD/EMT	Muster Point:	"
	911	Emergency Communication:	"
AED Responder:	"	Fire Extinguisher Location:	"
First Aid Kit Location:	"	Eye Wash Location:	"

Print Name	Signature	Company
N. Adamowski		GHD

DAILY FIELD REPORT

Submit copy to Company Safety Officer

Project Name: PBB NMSS	GHD Mgr: A. Clauss	Field Rep: N. Adamowski
Project Number: 11226525	Date: 11.19.21	Site Address: Spokane, WA
General Tasks: GWM		
Emergency Drill Conducted:		
HASP Meeting Conducted (Y/N):	Equipment Checked (Y/N):	PID Calibrated (Y/N):

Time	Activity/Comments	SWA
0720	NA arrives on site	
0740	NA begins sampling NM22	
0845	NM22 is very silty with trace of	
	Iron deposits and will take time to	
	Clear / use more nitrogen	
1045	complete sampling NM22	
1100	NA will fill nitrogen tank after	
	waste pickup	
	NA temporarily fixes shed at NMSS	
	by boarding shut	
1130	DH arrives on site at NMSS to	
	pickup drums	
1235	DH picks up drums from GC	
1300	NA fills nitrogen tank	
1345	NA begins sampling NM34	
1455	NA samples NM34	
1630	NA exits site	

SWA Key:	1: SPSA/Task Change	2: Pedestrian in Proximity	3: Unauthorized Personnel	4: Review Work Process
5: Inspection	6: Safety Orientation	7: Uncontrollable Factor	8: Minor First Aid	9: Major (explain in notes)

Hours _____ Miles _____ Other _____ Shared _____

Tailgate Safety Meeting Form
Small Group Format - Multiple Days

Date:	11.18.21	Time:	0700	Project No.:	11226525
Presenter:	N. Adamowski	Project Name:	PGG NMSS		

Safety topics/items discussed:

Nitrile gloves, CR gloves, FRC, Hand tools, 360 awareness driving, cones, weather, snow, cold

Emergency preparedness:

First Aid Provider(s):	GHD/EMT	Muster Point:	Terminal Office
	911	Method of Communication:	Cell Phones
AED Responder:	EMT (911)	Fire Extinguisher Location:	GHD Truck
First Aid Kit Location:	GHD Truck	Eye Wash Location:	GHD Truck

Print Name	Signature	Company
N. Adamowski		GHD

Date:	11.19.21	Time:	0720	Project No.:	"
Presenter:	"	Project Name:	"		

Safety topics/items discussed:

nitrile gloves, cold stress, hand tools, rain gear, cell phone, FRC, Drum handeling

Emergency preparedness:

First Aid Provider(s):	GHD/EMT	Muster Point:	"
	911	Emergency Communication:	"
AED Responder:	"	Fire Extinguisher Location:	"
First Aid Kit Location:	"	Eye Wash Location:	"

Print Name	Signature	Company
N. Adamowski		GHD

Well Gauging Details
Phillips 66 RM Site No. 6624
N. Market Street
Medical Lake, Washington

Well ID	Date Installed	Well Diameter (inches)	Total Well Depth	Screen Length (ft)	Screened Interval (ft BTOC)	Screen Slot Size	Date	DTW (ft BTOC)	DTP (ft BTOC)	DTB (ft BTOC)	Analytical	Hydraulic Monitoring	Notes
NM-1										170.31			
NM-2										164.26			
NM-3										160.79	TPHg/d/o, BTEX, Totals Mn/Ar	Gauge	
NM-4										161.82	TPHg/d/o, BTEX, Totals Mn/Ar	Gauge	Gas odor
NM-5										161.17			
NM-6										164.32			
NM-7	Apr-93	2	168	10	158-168	0.01				168.73			
NM-8	Jun-93	2	167	10	157-167	0.01				-			Could not locate
NM-9	4/21/1993	2	165	10	155-165	0.01				37.67			Obstruction at 37.67
NM-10	4/28/1993	2	140	10	130-140	0.01				141.28			probe indicated product at 134.75 - no odor or sheen. Likely no product and probe malfunciton
NM-11	4/30/1993	2	159	10	149-159	0.01				160.66	TPHg/d/o, BTEX, Totals Mn/Ar	Gauge	Gas odor
NM-12	6/9/1993	2	156	11	145-156	0.01				156.05			
NM-13	6/11/1993	2	154	10	144-154	0.01				155.87	TPHg/d/o, BTEX, Totals Mn/Ar	Gauge	
NM-14	5/16/1993	2	169.5	10	158.5-169.5?	0.01				-			Could not locate - spoke with prop owner and inspected - no well
NM-15	5/18/1993	2	112	10	102-112	0.01				-			Could not locate
NM-16	5/19/1993	2	158.5	10	148.5-158.5	0.01				-			Could not locate - no well
NM-17	3/30/1995	2	200	10	190-200	0.02				-			Could not locate - not on figure
NM-18	4/23/1995	2	157	15	142-157	0.02				160.4	TPHg/d/o, BTEX, Totals Mn/Ar	Gauge	
NM-19	4/4/1995	2	162	15	147-162	0.01				165.34			
NM-20	4/26/1995	2	174	15	159-174	0.02				174.86			
NM-21	5/6/1995	2	211.5	15	196.5-211.5	0.1				194.47			Unlock, slip pvc cap open
NM-22	5/21/1995	2	172	15	157-172	0.1				173.31	TPHg/d/o, BTEX, Totals Mn/Ar	Gauge	slight gas odor
NM-23	6/7/1995	2	187	15	172-187	0.2				187.82			No lock

NM-24	7/12/1995	2	162	15	147-162	0.2				160.8	TPHg/d/o, BTEX, Totals Mn/Ar	Gauge	
NM-25	7/14/1995	2	117	15	102-117	0.02				-			Could not locate
NM-26										167.86			No longer have access 4Q17
NM-27										173.85			
NM-28										172.54			
NM-29										169.85			
NM-30										170.9			
NM-31										170.06	TPHg/d/o, BTEX, Totals Mn/Ar	Gauge	
NM-32										169.86	TPHg/d/o, BTEX, Totals Mn/Ar	Gauge	
NM-33										169.92	TPHg/d/o, BTEX, Totals Mn/Ar	Gauge	
NM-34										162.08	TPHg/d/o, BTEX, Totals Mn/Ar	Gauge	

Sample Semi Annual - 2nd and 4th Quarters

Well No.: NM-11 **Sampling Event:** 2021Q4-WG **SSOW Code:** **Monitoring Well Record for Low-Flow Purging**

Project Name: P66 North Market **Ref. No.:** 11226525 **Personnel:** Nick Adamowski GHD **Date:** 11/15/2021 12:38:53

Monitoring Well Data

Well Diameter: Constructed Well Depth: Measured Well Depth:

Screen Material: Water Column Length:

Screen Start Depth: Ref Point Elev: 1987

Screen End Depth: Static Water Depth: Measurement Type:

Screen Length: User Entry Static Water Elev: Sampling Method: Bladder pump

Time	Pumping Rate (mL/ min)	Depth to Water (ft BREF)	Drawdown from Initial Water Level (ft)	Temperature Deg C	Conductivity (uS/cm)	Turbidity NTU	DO (mg/L)	pH	ORP (millivolts)	Volume Purged, Vp (gal)	No. of Well Screen Volumes Purged
			Precision Required	±% 3	± 5 Or ± 10	< 5 Or ±% 10	± 10	± 0.1	± 10		
11/15 12:38	150	154.48	154.48							0	
11/15 13:05	150			14.1	900	139	0.13	7.08	-72.5	1.05	
11/15 13:10	150	154.70	154.70	14.1	899	136	0.13	7.08	-69.8	1.24	
11/15 13:15	150	154.70	154.70	14.0	898	133	0.12	7.06	-65.3	1.44	

Field Parameters: **Comments**: Total Volume Purged (gal): 1.44

Iron:

Sulfide:

Sample ID	Type	Matrix	Comp/Grab	DateTime	Filtered	Analysis	Container #
WG-11216525-111521-NA-NM11	N	WG	G	11/15 13:34			9

Time	Pumping Rate (mL/ min)	Depth to Water (ft BREF)	Drawdown from Initial Water Level (ft)	Temperature Deg C	Conductivity (uS/cm)	Turbidity NTU	DO (mg/L)	pH	ORP (millivolts)	Volume Purged, Vp (gal)	No. of Well Screen Volumes Purged
11/15 13:34											

Well No.: NM-13 **Sampling Event:** 2021Q4-WG **SSOW Code:** **Monitoring Well Record for Low-Flow Purging**

Project Name: P66 North Market **Ref. No.:** 11226525 **Personnel:** Nick Adamowski GHD **Date:** 11/17/2021 4:47:05

Monitoring Well Data

Well Diameter:
Constructed Well Depth:
Measured Well Depth:
Screen Material:
Water Column Length:
Screen Start Depth:
Ref Point Elev: 1980.8
Screen End Depth:
Static Water Depth:
Measurement Type:
Screen Length:
Static Water Elev:
Sampling Method: Bladder pump

Time	Pumping Rate (mL/ min)	Depth to Water (ft BREF)	Drawdown from Initial Water Level (ft)	Temperature Deg C	Conductivity (uS/cm)	Turbidity NTU	DO (mg/L)	pH	ORP (millivolts)	Volume Purged, Vp (gal)	No. of Well Screen Volumes Purged
			Precision Required	±% 3	± 5 Or ± 10	< 5 Or ±% 10	± 10	± 0.1	± 10		
11/17 16:54	150	151.37	151.37							0	
11/17 17:27	150			11.1	514	4.39	0.98	7.23	5.5	1.29	
11/17 17:32	150			11.1	514	3.80	0.98	7.22	5.9	1.48	
11/17 17:37	150			11.1	514	2.17	0.98	7.22	10.1	1.68	

Field Parameters:
Iron:
Sulfide:

Comments:

Total Volume Purged (gal): 1.68

Sample ID	Type	Matrix	Comp/Grab	DateTime	Filtered	Analysis	Container #
WG-11226525-111721-NA-NM13	N	WG	G	11/17 18:14			9

Time	Pumping Rate (mL/ min)	Depth to Water (ft BREF)	Drawdown from Initial Water Level (ft)	Temperature Deg C	Conductivity (uS/cm)	Turbidity NTU	DO (mg/L)	pH	ORP (millivolts)	Volume Purged, Vp (gal)	No. of Well Screen Volumes Purged
11/17 18:14											

Well No.: NM-18 **Sampling Event:** 2021Q4-WG **SSOW Code:** **Monitoring Well Record for Low-Flow Purging**

Project Name: P66 North Market **Ref. No.:** 11226525 **Personnel:** Nick Adamowski GHD **Date:** 11/18/2021 8:26:38

Monitoring Well Data

Well Diameter: Constructed Well Depth: Measured Well Depth:

Screen Material: Water Column Length:

Screen Start Depth: Ref Point Elev: 1982.3

Screen End Depth: Static Water Depth: Measurement Type:

Screen Length: Static Water Elev: Sampling Method: Bladder pump

Time	Pumping Rate (mL/ min)	Depth to Water (ft BREF)	Drawdown from Initial Water Level (ft)	Temperature Deg C	Conductivity (uS/cm)	Turbidity NTU	DO (mg/L)	pH	ORP (millivolts)	Volume Purged, Vp (gal)	No. of Well Screen Volumes Purged
			Precision Required	±% 3	± 5 Or ± 10	< 5 Or ±% 10	± 10	± 0.1	± 10		
11/18 8:16	150	153.76	153.76							0	
11/18 9:06	150			10.7	485.3	33.2	1.90	7.49	38.0	2.01	
11/18 9:11	150			10.7	487.1	33.3	1.90	7.48	37.2	2.18	
11/18 9:16	150			10.8	490.3	32.9	1.89	7.47	36.2	2.38	

Field Parameters: **Comments**: Total Volume Purged (gal): 2.38

Iron:

Sulfide:

Sample ID	Type	Matrix	Comp/Grab	DateTime	Filtered	Analysis	Container #
WG-11226525-111821-NA-NM18	N	WG	G	11/18 9:26			9

Time	Pumping Rate (mL/ min)	Depth to Water (ft BREF)	Drawdown from Initial Water Level (ft)	Temperature Deg C	Conductivity (uS/cm)	Turbidity NTU	DO (mg/L)	pH	ORP (millivolts)	Volume Purged, Vp (gal)	No. of Well Screen Volumes Purged
11/18 9:26											

Well No.: NM-22 **Sampling Event:** 2021Q4-WG **SSOW Code:** **Monitoring Well Record for Low-Flow Purging**

Project Name: P66 North Market **Ref. No.:** 11226525 **Personnel:** Nick Adamowski GHD **Date:** 11/19/2021 7:23:58

Monitoring Well Data

Well Diameter: Constructed Well Depth: Measured Well Depth:

Screen Material: Water Column Length:

Screen Start Depth: Ref Point Elev: 1991

Screen End Depth: Static Water Depth: Measurement Type:

Screen Length: Static Water Elev: Sampling Method: Bladder pump

Time	Pumping Rate (mL/ min)	Depth to Water (ft BREF)	Drawdown from Initial Water Level (ft)	Temperature Deg C	Conductivity (uS/cm)	Turbidity NTU	DO (mg/L)	pH	ORP (millivolts)	Volume Purged, Vp (gal)	No. of Well Screen Volumes Purged
			Precision Required	±% 3	± 5 Or ± 10	< 5 Or ±% 10	± 10	± 0.1	± 10		
11/19 7:50	150	168.81	168.81							0	
11/19 8:25	150			9.2	505	198	0.47	7.67	-69.1	1.39	
11/19 8:30	150			9.2	505	200	0.47	7.65	-70.1	1.59	
11/19 8:34	150			9.2	505	197	0.44	7.65	-70.8	1.76	

Field Parameters: **Comments**: Total Volume Purged (gal): 1.76

Iron:

Sulfide:

Sample ID	Type	Matrix	Comp/Grab	DateTime	Filtered	Analysis	Container #
WG-11226525-111921-NA-NM22	N	WG	G	11/19 10:45			9

Time	Pumping Rate (mL/ min)	Depth to Water (ft BREF)	Drawdown from Initial Water Level (ft)	Temperature Deg C	Conductivity (uS/cm)	Turbidity NTU	DO (mg/L)	pH	ORP (millivolts)	Volume Purged, Vp (gal)	No. of Well Screen Volumes Purged
11/19 10:45											

Well No.: NM-24 **Sampling Event:** 2021Q4-WG **SSOW Code:** **Monitoring Well Record for Low-Flow Purging**

Project Name: P66 North Market **Ref. No.:** 11226525 **Personnel:** Nick Adamowski GHD **Date:** 11/18/2021 10:18:09

Monitoring Well Data

Well Diameter: Constructed Well Depth: Measured Well Depth:

Screen Material: Water Column Length:

Screen Start Depth: Ref Point Elev: 1968.2

Screen End Depth: Static Water Depth: Measurement Type:

Screen Length: Static Water Elev: Sampling Method: Bladder pump

Time	Pumping Rate (mL/ min)	Depth to Water (ft BREF)	Drawdown from Initial Water Level (ft)	Temperature Deg C	Conductivity (uS/cm)	Turbidity NTU	DO (mg/L)	pH	ORP (millivolts)	Volume Purged, Vp (gal)	No. of Well Screen Volumes Purged
			Precision Required	±% 3	± 5 Or ± 10	< 5 Or ±% 10	± 10	± 0.1	± 10		
11/18 10:18	150	152.90	152.90							0	
11/18 10:50	150			9.9	520	11.0	0.64	7.35	28.8	1.28	
11/18 10:55	150			10.0	522	11.4	0.65	7.34	27.8	1.47	
11/18 10:59	150			10.0	520	4.70	0.64	7.34	26.3	1.65	

Field Parameters: **Comments**: Total Volume Purged (gal): 1.65

Iron:

Sulfide:

Sample ID	Type	Matrix	Comp/Grab	DateTime	Filtered	Analysis	Container #
WG-11226525-111821-NA-NM24	N	WG	G	11/18 11:26			9

Time	Pumping Rate (mL/ min)	Depth to Water (ft BREF)	Drawdown from Initial Water Level (ft)	Temperature Deg C	Conductivity (uS/cm)	Turbidity NTU	DO (mg/L)	pH	ORP (millivolts)	Volume Purged, Vp (gal)	No. of Well Screen Volumes Purged
11/18 11:27											

Well No.: NM-3 **Sampling Event:** 2021Q4-WG **SSOW Code:** **Monitoring Well Record for Low-Flow Purging**

Project Name: P66 North Market **Ref. No.:** 11226525 **Personnel:** Nick Adamowski GHD **Date:** 11/15/2021 2:26:53

Monitoring Well Data

Well Diameter: Constructed Well Depth: Measured Well Depth:

Screen Material: Water Column Length:

Screen Start Depth: Ref Point Elev: 1989.8

Screen End Depth: Static Water Depth: Measurement Type:

Screen Length: Static Water Elev: Sampling Method: Bladder pump

Time	Pumping Rate (mL/ min)	Depth to Water (ft BREF)	Drawdown from Initial Water Level (ft)	Temperature Deg C	Conductivity (uS/cm)	Turbidity NTU	DO (mg/L)	pH	ORP (millivolts)	Volume Purged, Vp (gal)	No. of Well Screen Volumes Purged
			Precision Required	±% 3	± 5 Or ± 10	< 5 Or ±% 10	± 10	± 0.1	± 10		
11/15 14:27	150	157.23	157.23							0	
11/15 14:50	150	158.11	158.11	13.2	565	16.9	0.92	7.25	17.2	.95	
11/15 14:55	150			13.1	564	16.4	0.90	7.25	16.0	1.12	
11/15 15:00	150			13.1	566	16.2	0.88	7.24	16.1	1.32	

Field Parameters: **Comments**: Total Volume Purged (gal): 1.32

Iron:

Sulfide:

Sample ID	Type	Matrix	Comp/Grab	DateTime	Filtered	Analysis	Container #
WG-11226525-111521-NA-NM3	N	WG	G	11/15 15:23			9

Time	Pumping Rate (mL/ min)	Depth to Water (ft BREF)	Drawdown from Initial Water Level (ft)	Temperature Deg C	Conductivity (uS/cm)	Turbidity NTU	DO (mg/L)	pH	ORP (millivolts)	Volume Purged, Vp (gal)	No. of Well Screen Volumes Purged
11/15 15:23											

Well No.: NM-31 **Sampling Event:** 2021Q4-WG **SSOW Code:** **Monitoring Well Record for Low-Flow Purging**

Project Name: P66 North Market **Ref. No.:** 11226525 **Personnel:** Nick Adamowski GHD **Date:** 11/18/2021 3:52:49

Monitoring Well Data

Well Diameter: Constructed Well Depth: Measured Well Depth:

Screen Material: Water Column Length:

Screen Start Depth: Ref Point Elev: 1984

Screen End Depth: Static Water Depth: Measurement Type:

Screen Length: Static Water Elev: Sampling Method: Bladder pump

Time	Pumping Rate (mL/ min)	Depth to Water (ft BREF)	Drawdown from Initial Water Level (ft)	Temperature Deg C	Conductivity (uS/cm)	Turbidity NTU	DO (mg/L)	pH	ORP (millivolts)	Volume Purged, Vp (gal)	No. of Well Screen Volumes Purged
			Precision Required	±% 3	± 5 Or ± 10	< 5 Or ±% 10	± 10	± 0.1	± 10		
11/18 16:20	150	161.87	161.87							0	
11/18 16:49	150			9.7	447.2	10.8	0.41	7.52	28.5	1.16	
11/18 16:53	150			9.8	449.3	10.6	0.41	7.51	27.6	1.31	
11/18 16:59	150			9.8	448.9	4.98	0.42	7.50	25.8	1.55	

Field Parameters: **Comments**: Total Volume Purged (gal): 1.55

Iron:

Sulfide:

Sample ID	Type	Matrix	Comp/Grab	DateTime	Filtered	Analysis	Container #
WG-11226525-111821-NA-NM31	N	WG	G	11/18 17:24			9

Time	Pumping Rate (mL/ min)	Depth to Water (ft BREF)	Drawdown from Initial Water Level (ft)	Temperature Deg C	Conductivity (uS/cm)	Turbidity NTU	DO (mg/L)	pH	ORP (millivolts)	Volume Purged, Vp (gal)	No. of Well Screen Volumes Purged
11/18 17:24											

Well No.: NM-32 **Sampling Event:** 2021Q4-WG **SSOW Code:** **Monitoring Well Record for Low-Flow Purging**

Project Name: P66 North Market **Ref. No.:** 11226525 **Personnel:** Nick Adamowski GHD **Date:** 11/18/2021 1:13:18

Monitoring Well Data

Well Diameter: Constructed Well Depth: Measured Well Depth:

Screen Material: Water Column Length:

Screen Start Depth: Ref Point Elev: 1983.9

Screen End Depth: Static Water Depth: Measurement Type:

Screen Length: Static Water Elev: Sampling Method: Bladder pump

Time	Pumping Rate (mL/ min)	Depth to Water (ft BREF)	Drawdown from Initial Water Level (ft)	Temperature Deg C	Conductivity (uS/cm)	Turbidity NTU	DO (mg/L)	pH	ORP (millivolts)	Volume Purged, Vp (gal)	No. of Well Screen Volumes Purged
			Precision Required	±% 3	± 5 Or ± 10	< 5 Or ±% 10	± 10	± 0.1	± 10		
11/18 13:13	150	161.21	161.21							0	
11/18 13:42	150			9.8	500	21.3	1.08	7.32	24.9	1.16	
11/18 13:47	150			9.8	498	21.4	1.09	7.30	28.4	1.35	
11/18 13:51	150			9.7	502	22.2	1.05	7.29	29.7	1.53	

Field Parameters: **Comments**: Total Volume Purged (gal): 1.53

Iron:

Sulfide:

Sample ID	Type	Matrix	Comp/Grab	DateTime	Filtered	Analysis	Container #
WG-11226525-111821-NA-NM33	N	WG	G	11/18 14:12			9

Time	Pumping Rate (mL/ min)	Depth to Water (ft BREF)	Drawdown from Initial Water Level (ft)	Temperature Deg C	Conductivity (uS/cm)	Turbidity NTU	DO (mg/L)	pH	ORP (millivolts)	Volume Purged, Vp (gal)	No. of Well Screen Volumes Purged
11/18 14:12											

Well No.: NM-33 **Sampling Event:** 2021Q4-WG **SSOW Code:** **Monitoring Well Record for Low-Flow Purging**

Project Name: P66 North Market **Ref. No.:** 11226525 **Personnel:** Nick Adamowski GHD **Date:** 11/18/2021 2:30:47

Monitoring Well Data

Well Diameter:
Constructed Well Depth:
Measured Well Depth:
Screen Material:
Water Column Length:
Screen Start Depth:
Ref Point Elev: 1984.4
Screen End Depth:
Static Water Depth:
Measurement Type:
Screen Length:
Static Water Elev:
Sampling Method: Bladder pump

Time	Pumping Rate (mL/ min)	Depth to Water (ft BREF)	Drawdown from Initial Water Level (ft)	Temperature Deg C	Conductivity (uS/cm)	Turbidity NTU	DO (mg/L)	pH	ORP (millivolts)	Volume Purged, Vp (gal)	No. of Well Screen Volumes Purged
			Precision Required	±% 3	± 5 Or ± 10	< 5 Or ±% 10	± 10	± 0.1	± 10		
11/18 14:30	150	161.87	161.87							0	
11/18 15:08	150			10.1	480.5	10.3	0.97	7.39	34.3	1.48	
11/18 15:12	150			10.1	481.3	9.64	0.98	7.40	32.9	1.67	
11/18 15:17	150			10.1	480.2	4.71	0.99	7.39	34.0	1.86	

Field Parameters:
Iron:
Sulfide:

Comments:

Total Volume Purged (gal): 1.86

Sample ID	Type	Matrix	Comp/Grab	DateTime	Filtered	Analysis	Container #
WG-11226525-111821-NA-NM33	N	WG	G	11/18 15:51			9

Time	Pumping Rate (mL/ min)	Depth to Water (ft BREF)	Drawdown from Initial Water Level (ft)	Temperature Deg C	Conductivity (uS/cm)	Turbidity NTU	DO (mg/L)	pH	ORP (millivolts)	Volume Purged, Vp (gal)	No. of Well Screen Volumes Purged
11/18 15:52											

Well No.: NM-34 **Sampling Event:** 2021Q4-WG **SSOW Code:** **Monitoring Well Record for Low-Flow Purging**

Project Name: P66 North Market **Ref. No.:** 11226525 **Personnel:** Nick Adamowski GHD **Date:** 11/19/2021 1:51:14

Monitoring Well Data

Well Diameter: Constructed Well Depth: Measured Well Depth:

Screen Material: Water Column Length:

Screen Start Depth: Ref Point Elev: 1978.6

Screen End Depth: Static Water Depth: Measurement Type:

Screen Length: Static Water Elev: Sampling Method: Bladder pump

Time	Pumping Rate (mL/ min)	Depth to Water (ft BREF)	Drawdown from Initial Water Level (ft)	Temperature Deg C	Conductivity (uS/cm)	Turbidity NTU	DO (mg/L)	pH	ORP (millivolts)	Volume Purged, Vp (gal)	No. of Well Screen Volumes Purged
			Precision Required	±% 3	± 5 Or ± 10	< 5 Or ±% 10	± 10	± 0.1	± 10		
11/19 13:51	150	154.98	154.98							0	
11/19 14:12	150			9.7	578	4.01	0.25	7.31	-91.0	.84	
11/19 14:17	150			9.7	577	2.33	0.24	7.31	-91.6	1.02	
11/19 14:22	150			9.7	578	2.26	0.22	7.29	-92.0	1.22	

Field Parameters: **Comments**: Total Volume Purged (gal): 1.22

Iron:

Sulfide:

Sample ID	Type	Matrix	Comp/Grab	DateTime	Filtered	Analysis	Container #
WG-11226525-111921-NA-NM34	N	WG	G	11/19 14:55			9
WG-11226525-111921-NA-DUP1	N	WG	G	11/19 14:55			9

Time	Pumping Rate (mL/ min)	Depth to Water (ft BREF)	Drawdown from Initial Water Level (ft)	Temperature Deg C	Conductivity (uS/cm)	Turbidity NTU	DO (mg/L)	pH	ORP (millivolts)	Volume Purged, Vp (gal)	No. of Well Screen Volumes Purged
11/19 14:55											

Well No.: NM-4 **Sampling Event:** 2021Q4-WG **SSOW Code:** **Monitoring Well Record for Low-Flow Purging**

Project Name: P66 North Market **Ref. No.:** 11226525 **Personnel:** Nick Adamowski GHD **Date:** 11/17/2021 3:35:37

Monitoring Well Data

Well Diameter: Constructed Well Depth: Measured Well Depth:

Screen Material: Water Column Length:

Screen Start Depth: Ref Point Elev: 1983.7

Screen End Depth: Static Water Depth: Measurement Type:

Screen Length: Static Water Elev: Sampling Method: Bladder pump

Time	Pumping Rate (mL/ min)	Depth to Water (ft BREF)	Drawdown from Initial Water Level (ft)	Temperature Deg C	Conductivity (uS/cm)	Turbidity NTU	DO (mg/L)	pH	ORP (millivolts)	Volume Purged, Vp (gal)	No. of Well Screen Volumes Purged
			Precision Required	±% 3	± 5 Or ± 10	< 5 Or ±% 10	± 10	± 0.1	± 10		
11/17 15:35	150	152.46	152.46							0	
11/17 15:55	150	152.65	152.65	11.7	722	4.38	0.16	6.87	-97.3	.78	
11/17 16:00	150			11.7	718	4.90	0.16	6.88	-97.8	.95	
11/17 16:04	150			11.6	716	4.16	0.17	6.89	-99.9	1.15	

Field Parameters: **Comments**: Total Volume Purged (gal): 1.15

Iron:

Sulfide:

Sample ID	Type	Matrix	Comp/Grab	DateTime	Filtered	Analysis	Container #
WG-11226526-111721-NA-NM4	N	WG	G	11/17 16:27			9

Time	Pumping Rate (mL/ min)	Depth to Water (ft BREF)	Drawdown from Initial Water Level (ft)	Temperature Deg C	Conductivity (uS/cm)	Turbidity NTU	DO (mg/L)	pH	ORP (millivolts)	Volume Purged, Vp (gal)	No. of Well Screen Volumes Purged
11/17 16:28											

Appendix B

Groundwater Monitoring Analytical Reports

eurofins | Environment Testing America

ANALYTICAL REPORT

Eurofins Lancaster Laboratories Env, LLC
2425 New Holland Pike
Lancaster, PA 17601
Tel: (717)656-2300

Laboratory Job ID: 410-34515-1
Client Project/Site: P66 N Market Street

For:
GHD Inc.
4550 Kruse Way
Suite 300
Lake Oswego, Oregon 97035

Attn: Jeffrey Cloud

Authorized for release by:
4/13/2021 9:12:40 AM

Megan Moeller, Client Services Group Leader
(717)556-7261
Megan.Moeller@eurofinset.com

LINKS

Review your project results through TotalAccess

Have a Question? Ask The Expert

Visit us at: www.eurofinsus.com/Env

The test results in this report meet all 2003 NELAC, 2009 TNI, and 2016 TNI requirements for accredited parameters, exceptions are noted in this report. This report may not be reproduced except in full, and with written approval from the laboratory. For questions please contact the Project Manager at the e-mail address or telephone number listed on this page.

This report has been electronically signed and authorized by the signatory. Electronic signature is intended to be the legally binding equivalent of a traditionally handwritten signature.

Results relate only to the items tested and the sample(s) as received by the laboratory.

Analytical test results meet all requirements of the associated regulatory program (e.g., NELAC (TNI), DoD, and ISO 17025) unless otherwise noted under the individual analysis. Data qualifiers are applied to note exceptions. Noncompliant quality control (QC) is further explained in narrative comments.
· QC results that exceed the upper limits and are associated with non-detect samples are qualified but further narration is not required since the bias is high and does not change a non-detect result. Further narration is also not required with QC blank detection when the associated sample concentration is non-detect or more than ten times the level in the blank.
· Matrix QC may not be reported if insufficient sample or site-specific QC samples were not submitted. In these situations, to demonstrate precision and accuracy at a batch level, a LCS/LCSD is performed, unless otherwise specified in the method.
· Surrogate and/or isotope dilution analyte recoveries (if applicable) which are outside of the QC window are confirmed unless attributed to a dilution or otherwise noted in the narrative.
Regulated compliance samples (e.g. SDWA, NPDES) must comply with the associated agency requirements/permits.

Measurement uncertainty values, as applicable, are available upon request.

Test results relate only to the sample tested. Clients should be aware that a critical step in a chemical or microbiological analysis is the collection of the sample. Unless the sample analyzed is truly representative of the bulk of material involved, the test results will be meaningless. If you have questions regarding the proper techniques of collecting samples, please contact us. We cannot be held responsible for sample integrity, however, unless sampling has been performed by a member of our staff. Times are local to the area of activity. Parameters listed in the 40 CFR Part 136 Table II as "analyze immediately" and tested in the laboratory are not performed within 15 minutes of collection.

This report shall not be reproduced except in full, without the written approval of the laboratory.

WARRANTY AND LIMITS OF LIABILITY - In accepting analytical work, we warrant the accuracy of test results for the sample as submitted. The foregoing express warranty is exclusive and is given in lieu of all other warranties, expressed or implied, except as otherwise agreed. We disclaim any other warranties, expressed or implied, including a warranty of fitness for particular purpose and warranty of merchantability. In no event shall Eurofins Lancaster Laboratories Environmental, LLC be liable for indirect, special, consequential, or incidental damages including, but not limited to, damages for loss of profit or goodwill regardless of (A) the negligence (either sole or concurrent) of Eurofins Lancaster Laboratories Environmental and (B) whether Eurofins Lancaster Laboratories Environmental has been informed of the possibility of such damages. We accept no legal responsibility for the purposes for which the client uses the test results. Except as otherwise agreed, no purchase order or other order for work shall be accepted by Eurofins Lancaster Laboratories Environmental which includes any conditions that vary from the Standard Terms and Conditions, and Eurofins Lancaster Laboratories Environmental hereby objects to any conflicting terms contained in any acceptance or order submitted by client.

Megan Moeller
Client Services Group Leader
4/13/2021 9:12:40 AM

Table of Contents

Cover Page 1
Table of Contents 3
Definitions/Glossary 4
Case Narrative 5
Detection Summary 6
Client Sample Results 8
Surrogate Summary 18
QC Sample Results 21
QC Association Summary 27
Lab Chronicle 31
Certification Summary 35
Method Summary 36
Sample Summary 37
Chain of Custody 38
Receipt Checklists 40

Qualifiers

Metals

Qualifier	Qualifier Description
F1	MS and/or MSD recovery exceeds control limits.
F2	MS/MSD RPD exceeds control limits
F3	Duplicate RPD exceeds the control limit

Glossary

Abbreviation	These commonly used abbreviations may or may not be present in this report.
¤	Listed under the "D" column to designate that the result is reported on a dry weight basis
%R	Percent Recovery
1C	Result is from the primary column on a dual-column method.
2C	Result is from the confirmation column on a dual-column method.
CFL	Contains Free Liquid
CFU	Colony Forming Unit
CNF	Contains No Free Liquid
DER	Duplicate Error Ratio (normalized absolute difference)
Dil Fac	Dilution Factor
DL	Detection Limit (DoD/DOE)
DL, RA, RE, IN	Indicates a Dilution, Re-analysis, Re-extraction, or additional Initial metals/anion analysis of the sample
DLC	Decision Level Concentration (Radiochemistry)
EDL	Estimated Detection Limit (Dioxin)
LOD	Limit of Detection (DoD/DOE)
LOQ	Limit of Quantitation (DoD/DOE)
MCL	EPA recommended "Maximum Contaminant Level"
MDA	Minimum Detectable Activity (Radiochemistry)
MDC	Minimum Detectable Concentration (Radiochemistry)
MDL	Method Detection Limit
ML	Minimum Level (Dioxin)
MPN	Most Probable Number
MQL	Method Quantitation Limit
NC	Not Calculated
ND	Not Detected at the reporting limit (or MDL or EDL if shown)
NEG	Negative / Absent
POS	Positive / Present
PQL	Practical Quantitation Limit
PRES	Presumptive
QC	Quality Control
RER	Relative Error Ratio (Radiochemistry)
RL	Reporting Limit or Requested Limit (Radiochemistry)
RPD	Relative Percent Difference, a measure of the relative difference between two points
TEF	Toxicity Equivalent Factor (Dioxin)
TEQ	Toxicity Equivalent Quotient (Dioxin)
TNTC	Too Numerous To Count

Job ID: 410-34515-1

Laboratory: Eurofins Lancaster Laboratories Env, LLC

Narrative

Job Narrative
410-34515-1

Receipt
The samples were received on 4/2/2021 1:51 PM. Unless otherwise noted below, the samples arrived in good condition, and, where required, properly preserved and on ice. The temperatures of the 2 coolers at receipt time were 3.9°C and 8.5°C

Receipt Exceptions
The following samples were received at the laboratory outside the required temperature criteria: GW-11221597-033021-NA-NM11 (410-34515-1), GW-11221597-033021-NA-NM22 (410-34515-2), GW-11221597-033021-NA-NM31 (410-34515-3), GW-11221597-033021-NA-NM32 (410-34515-4), GW-11221597-033021-NA-NM33 (410-34515-5), GW-11221597-033021-NA-NM34 (410-34515-6), GW-11221597-033121-NA-NM13 (410-34515-7), GW-11221597-033121-NA-NM4 (410-34515-8), GW-11221597-040121-NA-NM18 (410-34515-9), GW-11221597-040121-NA-NM3 (410-34515-10), GW-11221597-040121-NA-DUP 1 (410-34515-11), GW-11221597-040121-NA-NM24 (410-34515-12) and Trip Blank (410-34515-13). There was no cooling media present in the cooler. The client was contacted regarding this issue, and the laboratory was instructed to proceed with analysis

All vials for each sample received at elevated temperature.

A trip blank was submitted for analysis with these samples; however, it was not listed on the Chain of Custody (COC).

GC/MS VOA
No additional analytical or quality issues were noted, other than those described above or in the Definitions/ Glossary page.

GC VOA
Method NWTPH_Gx: The method requirement for no headspace was not met. The following volatile sample was analyzed with headspace in the sample container(s): GW-11221597-040121-NA-NM3 (410-34515-10).

No additional analytical or quality issues were noted, other than those described above or in the Definitions/ Glossary page.

GC Semi VOA
No additional analytical or quality issues were noted, other than those described above or in the Definitions/ Glossary page.

Metals
No additional analytical or quality issues were noted, other than those described above or in the Definitions/ Glossary page.

Detection Summary

Client: GHD Inc.
Project/Site: P66 N Market Street

Job ID: 410-34515-1

Client Sample ID: GW-11221597-033021-NA-NM11 — Lab Sample ID: 410-34515-1

Analyte	Result	Qualifier	RL		Unit	Dil Fac	D	Method	Prep Type
C7-C12 (1C)	450		250		ug/L	1		NWTPH-Gx	Total/NA
C12-C24	170		100		ug/L	1		NWTPH-Dx	Total/NA
Manganese	0.20		0.010		mg/L	1		6010D	Total Recoverable
Arsenic	0.0093		0.0020		mg/L	1		6020A	Total Recoverable

Client Sample ID: GW-11221597-033021-NA-NM22 — Lab Sample ID: 410-34515-2

Analyte	Result	Qualifier	RL		Unit	Dil Fac	D	Method	Prep Type
C12-C24	150		100		ug/L	1		NWTPH-Dx	Total/NA
Manganese	0.28		0.010		mg/L	1		6010D	Total Recoverable
Arsenic	0.0028		0.0020		mg/L	1		6020A	Total Recoverable

Client Sample ID: GW-11221597-033021-NA-NM31 — Lab Sample ID: 410-34515-3

Analyte	Result	Qualifier	RL		Unit	Dil Fac	D	Method	Prep Type
Manganese	0.027		0.010		mg/L	1		6010D	Total Recoverable
Arsenic	0.0023		0.0020		mg/L	1		6020A	Total Recoverable

Client Sample ID: GW-11221597-033021-NA-NM32 — Lab Sample ID: 410-34515-4

Analyte	Result	Qualifier	RL		Unit	Dil Fac	D	Method	Prep Type
Manganese	0.24		0.010		mg/L	1		6010D	Total Recoverable
Arsenic	0.0025		0.0020		mg/L	1		6020A	Total Recoverable

Client Sample ID: GW-11221597-033021-NA-NM33 — Lab Sample ID: 410-34515-5

Analyte	Result	Qualifier	RL		Unit	Dil Fac	D	Method	Prep Type
C12-C24	120		100		ug/L	1		NWTPH-Dx	Total/NA
Manganese	0.22	F1 F2	0.010		mg/L	1		6010D	Total Recoverable
Arsenic	0.0026		0.0020		mg/L	1		6020A	Total Recoverable

Client Sample ID: GW-11221597-033021-NA-NM34 — Lab Sample ID: 410-34515-6

Analyte	Result	Qualifier	RL		Unit	Dil Fac	D	Method	Prep Type
C12-C24	120		110		ug/L	1		NWTPH-Dx	Total/NA
Manganese	0.51		0.010		mg/L	1		6010D	Total Recoverable
Arsenic	0.0024		0.0020		mg/L	1		6020A	Total Recoverable

Client Sample ID: GW-11221597-033121-NA-NM13 — Lab Sample ID: 410-34515-7

Analyte	Result	Qualifier	RL		Unit	Dil Fac	D	Method	Prep Type
C12-C24	200		100		ug/L	1		NWTPH-Dx	Total/NA
Manganese	0.060		0.010		mg/L	1		6010D	Total Recoverable

This Detection Summary does not include radiochemical test results.

Client Sample ID: GW-11221597-033121-NA-NM13 (Continued) — Lab Sample ID: 410-34515-7

Analyte	Result	Qualifier	RL		Unit	Dil Fac	D	Method	Prep Type
Arsenic	0.0022		0.0020		mg/L	1		6020A	Total Recoverable

Client Sample ID: GW-11221597-033121-NA-NM4 — Lab Sample ID: 410-34515-8

Analyte	Result	Qualifier	RL		Unit	Dil Fac	D	Method	Prep Type
C7-C12 (1C)	490		250		ug/L	1		NWTPH-Gx	Total/NA
C12-C24	360		100		ug/L	1		NWTPH-Dx	Total/NA
Manganese	0.79		0.010		mg/L	1		6010D	Total Recoverable
Arsenic	0.0084		0.0020		mg/L	1		6020A	Total Recoverable

Client Sample ID: GW-11221597-040121-NA-NM18 — Lab Sample ID: 410-34515-9

Analyte	Result	Qualifier	RL		Unit	Dil Fac	D	Method	Prep Type
Manganese	0.26		0.010		mg/L	1		6010D	Total Recoverable
Arsenic	0.013		0.0020		mg/L	1		6020A	Total Recoverable

Client Sample ID: GW-11221597-040121-NA-NM3 — Lab Sample ID: 410-34515-10

Analyte	Result	Qualifier	RL		Unit	Dil Fac	D	Method	Prep Type
Manganese	0.47		0.010		mg/L	1		6010D	Total Recoverable
Arsenic	0.0022		0.0020		mg/L	1		6020A	Total Recoverable

Client Sample ID: GW-11221597-040121-NA-DUP 1 — Lab Sample ID: 410-34515-11

Analyte	Result	Qualifier	RL		Unit	Dil Fac	D	Method	Prep Type
Manganese	0.27		0.010		mg/L	1		6010D	Total Recoverable
Arsenic	0.0094		0.0020		mg/L	1		6020A	Total Recoverable

Client Sample ID: GW-11221597-040121-NA-NM24 — Lab Sample ID: 410-34515-12

Analyte	Result	Qualifier	RL		Unit	Dil Fac	D	Method	Prep Type
Manganese	0.059		0.010		mg/L	1		6010D	Total Recoverable
Arsenic	0.0027		0.0020		mg/L	1		6020A	Total Recoverable

Client Sample ID: Trip Blank — Lab Sample ID: 410-34515-13

No Detections.

This Detection Summary does not include radiochemical test results.

Client Sample Results

Client: GHD Inc.
Project/Site: P66 N Market Street

Job ID: 410-34515-1

Client Sample ID: GW-11221597-033021-NA-NM11

Lab Sample ID: 410-34515-1
Matrix: Groundwater
Date Collected: 03/30/21 09:34
Date Received: 04/02/21 13:51

Method: 8260C - Volatile Organic Compounds by GC/MS

Analyte	Result	Qualifier	RL	Unit	D	Prepared	Analyzed	Dil Fac
Benzene	<1.0		1.0	ug/L			04/09/21 16:25	1
Ethylbenzene	<1.0		1.0	ug/L			04/09/21 16:25	1
Toluene	<1.0		1.0	ug/L			04/09/21 16:25	1
Xylenes, Total	<6.0		6.0	ug/L			04/09/21 16:25	1

Surrogate	*%Recovery*	*Qualifier*	*Limits*	*Prepared*	*Analyzed*	*Dil Fac*
1,2-Dichloroethane-d4 (Surr)	*99*		*80 - 120*		*04/09/21 16:25*	*1*
4-Bromofluorobenzene (Surr)	*92*		*80 - 120*		*04/09/21 16:25*	*1*
Dibromofluoromethane (Surr)	*95*		*80 - 120*		*04/09/21 16:25*	*1*
Toluene-d8 (Surr)	*104*		*80 - 120*		*04/09/21 16:25*	*1*

Method: NWTPH-Gx - Northwest - Volatile Petroleum Products (GC)

Analyte	Result	Qualifier	RL	Unit	D	Prepared	Analyzed	Dil Fac
C7-C12 (1C)	**450**		250	ug/L			04/12/21 17:09	1

Surrogate	*%Recovery*	*Qualifier*	*Limits*	*Prepared*	*Analyzed*	*Dil Fac*
a,a,a-Trifluorotoluene (fid) (1C)	*93*		*50 - 150*		*04/12/21 17:09*	*1*

Method: NWTPH-Dx - Northwest - Semi-Volatile Petroleum Products (GC)

Analyte	Result	Qualifier	RL	Unit	D	Prepared	Analyzed	Dil Fac
C12-C24	**170**		100	ug/L		04/07/21 17:45	04/08/21 22:03	1
C24-C40	<250		250	ug/L		04/07/21 17:45	04/08/21 22:03	1

Surrogate	*%Recovery*	*Qualifier*	*Limits*	*Prepared*	*Analyzed*	*Dil Fac*
o- terphenyl (Surr)	*85*		*50 - 150*	*04/07/21 17:45*	*04/08/21 22:03*	*1*

Method: 6010D - Metals (ICP) - Total Recoverable

Analyte	Result	Qualifier	RL	Unit	D	Prepared	Analyzed	Dil Fac
Manganese	**0.20**		0.010	mg/L		04/05/21 20:22	04/08/21 13:54	1

Method: 6020A - Metals (ICP/MS) - Total Recoverable

Analyte	Result	Qualifier	RL	Unit	D	Prepared	Analyzed	Dil Fac
Arsenic	**0.0093**		0.0020	mg/L		04/05/21 18:00	04/08/21 17:45	1

Client Sample ID: GW-11221597-033021-NA-NM22

Lab Sample ID: 410-34515-2
Matrix: Groundwater
Date Collected: 03/30/21 16:13
Date Received: 04/02/21 13:51

Method: 8260C - Volatile Organic Compounds by GC/MS

Analyte	Result	Qualifier	RL	Unit	D	Prepared	Analyzed	Dil Fac
Benzene	<1.0		1.0	ug/L			04/09/21 11:34	1
Ethylbenzene	<1.0		1.0	ug/L			04/09/21 11:34	1
Toluene	<1.0		1.0	ug/L			04/09/21 11:34	1
Xylenes, Total	<6.0		6.0	ug/L			04/09/21 11:34	1

Surrogate	*%Recovery*	*Qualifier*	*Limits*	*Prepared*	*Analyzed*	*Dil Fac*
1,2-Dichloroethane-d4 (Surr)	*98*		*80 - 120*		*04/09/21 11:34*	*1*
4-Bromofluorobenzene (Surr)	*92*		*80 - 120*		*04/09/21 11:34*	*1*
Dibromofluoromethane (Surr)	*94*		*80 - 120*		*04/09/21 11:34*	*1*
Toluene-d8 (Surr)	*103*		*80 - 120*		*04/09/21 11:34*	*1*

Client Sample Results

Client: GHD Inc.
Project/Site: P66 N Market Street

Job ID: 410-34515-1

Client Sample ID: GW-11221597-033021-NA-NM22

Lab Sample ID: 410-34515-2

Date Collected: 03/30/21 16:13
Date Received: 04/02/21 13:51

Matrix: Groundwater

Method: NWTPH-Gx - Northwest - Volatile Petroleum Products (GC)

Analyte	Result	Qualifier	RL	Unit	D	Prepared	Analyzed	Dil Fac
C7-C12 (1C)	<250		250	ug/L			04/12/21 19:06	1

Surrogate	*%Recovery*	*Qualifier*	*Limits*	*Prepared*	*Analyzed*	*Dil Fac*
a,a,a-Trifluorotoluene (fid) (1C)	*86*		*50 - 150*		*04/12/21 19:06*	*1*

Method: NWTPH-Dx - Northwest - Semi-Volatile Petroleum Products (GC)

Analyte	Result	Qualifier	RL	Unit	D	Prepared	Analyzed	Dil Fac
C12-C24	**150**		100	ug/L		04/07/21 17:45	04/08/21 22:26	1
C24-C40	<260		260	ug/L		04/07/21 17:45	04/08/21 22:26	1

Surrogate	*%Recovery*	*Qualifier*	*Limits*	*Prepared*	*Analyzed*	*Dil Fac*
o- terphenyl (Surr)	*83*		*50 - 150*	*04/07/21 17:45*	*04/08/21 22:26*	*1*

Method: 6010D - Metals (ICP) - Total Recoverable

Analyte	Result	Qualifier	RL	Unit	D	Prepared	Analyzed	Dil Fac
Manganese	**0.28**		0.010	mg/L		04/05/21 20:22	04/08/21 13:57	1

Method: 6020A - Metals (ICP/MS) - Total Recoverable

Analyte	Result	Qualifier	RL	Unit	D	Prepared	Analyzed	Dil Fac
Arsenic	**0.0028**		0.0020	mg/L		04/05/21 18:00	04/08/21 18:08	1

Client Sample ID: GW-11221597-033021-NA-NM31

Lab Sample ID: 410-34515-3

Date Collected: 03/30/21 12:52
Date Received: 04/02/21 13:51

Matrix: Groundwater

Method: 8260C - Volatile Organic Compounds by GC/MS

Analyte	Result	Qualifier	RL	Unit	D	Prepared	Analyzed	Dil Fac
Benzene	<1.0		1.0	ug/L			04/09/21 12:40	1
Ethylbenzene	<1.0		1.0	ug/L			04/09/21 12:40	1
Toluene	<1.0		1.0	ug/L			04/09/21 12:40	1
Xylenes, Total	<6.0		6.0	ug/L			04/09/21 12:40	1

Surrogate	*%Recovery*	*Qualifier*	*Limits*	*Prepared*	*Analyzed*	*Dil Fac*
1,2-Dichloroethane-d4 (Surr)	*102*		*80 - 120*		*04/09/21 12:40*	*1*
4-Bromofluorobenzene (Surr)	*92*		*80 - 120*		*04/09/21 12:40*	*1*
Dibromofluoromethane (Surr)	*95*		*80 - 120*		*04/09/21 12:40*	*1*
Toluene-d8 (Surr)	*104*		*80 - 120*		*04/09/21 12:40*	*1*

Method: NWTPH-Gx - Northwest - Volatile Petroleum Products (GC)

Analyte	Result	Qualifier	RL	Unit	D	Prepared	Analyzed	Dil Fac
C7-C12 (1C)	<250		250	ug/L			04/12/21 19:30	1

Surrogate	*%Recovery*	*Qualifier*	*Limits*	*Prepared*	*Analyzed*	*Dil Fac*
a,a,a-Trifluorotoluene (fid) (1C)	*92*		*50 - 150*		*04/12/21 19:30*	*1*

Method: NWTPH-Dx - Northwest - Semi-Volatile Petroleum Products (GC)

Analyte	Result	Qualifier	RL	Unit	D	Prepared	Analyzed	Dil Fac
C12-C24	<110		110	ug/L		04/07/21 17:45	04/08/21 22:49	1
C24-C40	<260		260	ug/L		04/07/21 17:45	04/08/21 22:49	1

Surrogate	*%Recovery*	*Qualifier*	*Limits*	*Prepared*	*Analyzed*	*Dil Fac*
o- terphenyl (Surr)	*76*		*50 - 150*	*04/07/21 17:45*	*04/08/21 22:49*	*1*

Client Sample Results

Client: GHD Inc.
Project/Site: P66 N Market Street

Job ID: 410-34515-1

Client Sample ID: GW-11221597-033021-NA-NM31

Lab Sample ID: 410-34515-3

Date Collected: 03/30/21 12:52
Date Received: 04/02/21 13:51

Matrix: Groundwater

Method: 6010D - Metals (ICP) - Total Recoverable

Analyte	Result	Qualifier	RL	Unit	D	Prepared	Analyzed	Dil Fac
Manganese	0.027		0.010	mg/L		04/05/21 20:22	04/08/21 14:01	1

Method: 6020A - Metals (ICP/MS) - Total Recoverable

Analyte	Result	Qualifier	RL	Unit	D	Prepared	Analyzed	Dil Fac
Arsenic	0.0023		0.0020	mg/L		04/05/21 18:00	04/08/21 18:22	1

Client Sample ID: GW-11221597-033021-NA-NM32

Lab Sample ID: 410-34515-4

Date Collected: 03/30/21 11:42
Date Received: 04/02/21 13:51

Matrix: Groundwater

Method: 8260C - Volatile Organic Compounds by GC/MS

Analyte	Result	Qualifier	RL	Unit	D	Prepared	Analyzed	Dil Fac
Benzene	<1.0		1.0	ug/L			04/09/21 13:03	1
Ethylbenzene	<1.0		1.0	ug/L			04/09/21 13:03	1
Toluene	<1.0		1.0	ug/L			04/09/21 13:03	1
Xylenes, Total	<6.0		6.0	ug/L			04/09/21 13:03	1

Surrogate	*%Recovery*	*Qualifier*	*Limits*	*Prepared*	*Analyzed*	*Dil Fac*
1,2-Dichloroethane-d4 (Surr)	*100*		*80 - 120*		*04/09/21 13:03*	*1*
4-Bromofluorobenzene (Surr)	*93*		*80 - 120*		*04/09/21 13:03*	*1*
Dibromofluoromethane (Surr)	*95*		*80 - 120*		*04/09/21 13:03*	*1*
Toluene-d8 (Surr)	*103*		*80 - 120*		*04/09/21 13:03*	*1*

Method: NWTPH-Gx - Northwest - Volatile Petroleum Products (GC)

Analyte	Result	Qualifier	RL	Unit	D	Prepared	Analyzed	Dil Fac
C7-C12 (1C)	<250		250	ug/L			04/12/21 19:54	1

Surrogate	*%Recovery*	*Qualifier*	*Limits*	*Prepared*	*Analyzed*	*Dil Fac*
a,a,a-Trifluorotoluene (fid) (1C)	*91*		*50 - 150*		*04/12/21 19:54*	*1*

Method: NWTPH-Dx - Northwest - Semi-Volatile Petroleum Products (GC)

Analyte	Result	Qualifier	RL	Unit	D	Prepared	Analyzed	Dil Fac
C12-C24	<100		100	ug/L		04/07/21 17:45	04/08/21 23:11	1
C24-C40	<250		250	ug/L		04/07/21 17:45	04/08/21 23:11	1

Surrogate	*%Recovery*	*Qualifier*	*Limits*	*Prepared*	*Analyzed*	*Dil Fac*
o- terphenyl (Surr)	*81*		*50 - 150*	*04/07/21 17:45*	*04/08/21 23:11*	*1*

Method: 6010D - Metals (ICP) - Total Recoverable

Analyte	Result	Qualifier	RL	Unit	D	Prepared	Analyzed	Dil Fac
Manganese	0.24		0.010	mg/L		04/05/21 20:22	04/08/21 14:04	1

Method: 6020A - Metals (ICP/MS) - Total Recoverable

Analyte	Result	Qualifier	RL	Unit	D	Prepared	Analyzed	Dil Fac
Arsenic	0.0025		0.0020	mg/L		04/05/21 18:00	04/08/21 18:06	1

Client Sample Results

Client: GHD Inc.
Project/Site: P66 N Market Street

Job ID: 410-34515-1

Client Sample ID: GW-11221597-033021-NA-NM33

Lab Sample ID: 410-34515-5

Date Collected: 03/30/21 10:24
Date Received: 04/02/21 13:51

Matrix: Groundwater

Method: 8260C - Volatile Organic Compounds by GC/MS

Analyte	Result	Qualifier	RL	Unit	D	Prepared	Analyzed	Dil Fac
Benzene	<1.0		1.0	ug/L			04/09/21 13:25	1
Ethylbenzene	<1.0		1.0	ug/L			04/09/21 13:25	1
Toluene	<1.0		1.0	ug/L			04/09/21 13:25	1
Xylenes, Total	<6.0		6.0	ug/L			04/09/21 13:25	1

Surrogate	*%Recovery*	*Qualifier*	*Limits*	*Prepared*	*Analyzed*	*Dil Fac*
1,2-Dichloroethane-d4 (Surr)	*103*		*80 - 120*		*04/09/21 13:25*	*1*
4-Bromofluorobenzene (Surr)	*91*		*80 - 120*		*04/09/21 13:25*	*1*
Dibromofluoromethane (Surr)	*95*		*80 - 120*		*04/09/21 13:25*	*1*
Toluene-d8 (Surr)	*103*		*80 - 120*		*04/09/21 13:25*	*1*

Method: NWTPH-Gx - Northwest - Volatile Petroleum Products (GC)

Analyte	Result	Qualifier	RL	Unit	D	Prepared	Analyzed	Dil Fac
C7-C12 (1C)	<250		250	ug/L			04/12/21 20:18	1

Surrogate	*%Recovery*	*Qualifier*	*Limits*	*Prepared*	*Analyzed*	*Dil Fac*
a,a,a-Trifluorotoluene (fid) (1C)	*92*		*50 - 150*		*04/12/21 20:18*	*1*

Method: NWTPH-Dx - Northwest - Semi-Volatile Petroleum Products (GC)

Analyte	Result	Qualifier	RL	Unit	D	Prepared	Analyzed	Dil Fac
C12-C24	**120**		100	ug/L		04/07/21 17:45	04/08/21 23:34	1
C24-C40	<250		250	ug/L		04/07/21 17:45	04/08/21 23:34	1

Surrogate	*%Recovery*	*Qualifier*	*Limits*	*Prepared*	*Analyzed*	*Dil Fac*
o- terphenyl (Surr)	*88*		*50 - 150*	*04/07/21 17:45*	*04/08/21 23:34*	*1*

Method: 6010D - Metals (ICP) - Total Recoverable

Analyte	Result	Qualifier	RL	Unit	D	Prepared	Analyzed	Dil Fac
Manganese	**0.22**	**F1 F2**	0.010	mg/L		04/05/21 23:07	04/07/21 07:41	1

Method: 6020A - Metals (ICP/MS) - Total Recoverable

Analyte	Result	Qualifier	RL	Unit	D	Prepared	Analyzed	Dil Fac
Arsenic	**0.0026**		0.0020	mg/L		04/05/21 18:00	04/08/21 17:47	1

Client Sample ID: GW-11221597-033021-NA-NM34

Lab Sample ID: 410-34515-6

Date Collected: 03/30/21 13:57
Date Received: 04/02/21 13:51

Matrix: Groundwater

Method: 8260C - Volatile Organic Compounds by GC/MS

Analyte	Result	Qualifier	RL	Unit	D	Prepared	Analyzed	Dil Fac
Benzene	<1.0		1.0	ug/L			04/09/21 13:47	1
Ethylbenzene	<1.0		1.0	ug/L			04/09/21 13:47	1
Toluene	<1.0		1.0	ug/L			04/09/21 13:47	1
Xylenes, Total	<6.0		6.0	ug/L			04/09/21 13:47	1

Surrogate	*%Recovery*	*Qualifier*	*Limits*	*Prepared*	*Analyzed*	*Dil Fac*
1,2-Dichloroethane-d4 (Surr)	*102*		*80 - 120*		*04/09/21 13:47*	*1*
4-Bromofluorobenzene (Surr)	*91*		*80 - 120*		*04/09/21 13:47*	*1*
Dibromofluoromethane (Surr)	*93*		*80 - 120*		*04/09/21 13:47*	*1*
Toluene-d8 (Surr)	*103*		*80 - 120*		*04/09/21 13:47*	*1*

Client Sample Results

Client: GHD Inc.
Project/Site: P66 N Market Street

Job ID: 410-34515-1

Client Sample ID: GW-11221597-033021-NA-NM34

Lab Sample ID: 410-34515-6

Date Collected: 03/30/21 13:57
Date Received: 04/02/21 13:51

Matrix: Groundwater

Method: NWTPH-Gx - Northwest - Volatile Petroleum Products (GC)

Analyte	Result	Qualifier	RL	Unit	D	Prepared	Analyzed	Dil Fac
C7-C12 (1C)	<250		250	ug/L			04/12/21 20:41	1

Surrogate	*%Recovery*	*Qualifier*	*Limits*	*Prepared*	*Analyzed*	*Dil Fac*
a,a,a-Trifluorotoluene (fid) (1C)	*91*		*50 - 150*		*04/12/21 20:41*	*1*

Method: NWTPH-Dx - Northwest - Semi-Volatile Petroleum Products (GC)

Analyte	Result	Qualifier	RL	Unit	D	Prepared	Analyzed	Dil Fac
C12-C24	**120**		110	ug/L		04/07/21 17:45	04/08/21 23:57	1
C24-C40	<260		260	ug/L		04/07/21 17:45	04/08/21 23:57	1

Surrogate	*%Recovery*	*Qualifier*	*Limits*	*Prepared*	*Analyzed*	*Dil Fac*
o- terphenyl (Surr)	*77*		*50 - 150*	*04/07/21 17:45*	*04/08/21 23:57*	*1*

Method: 6010D - Metals (ICP) - Total Recoverable

Analyte	Result	Qualifier	RL	Unit	D	Prepared	Analyzed	Dil Fac
Manganese	**0.51**		0.010	mg/L		04/05/21 20:22	04/08/21 14:07	1

Method: 6020A - Metals (ICP/MS) - Total Recoverable

Analyte	Result	Qualifier	RL	Unit	D	Prepared	Analyzed	Dil Fac
Arsenic	**0.0024**		0.0020	mg/L		04/05/21 18:00	04/08/21 18:18	1

Client Sample ID: GW-11221597-033121-NA-NM13

Lab Sample ID: 410-34515-7

Date Collected: 03/31/21 14:44
Date Received: 04/02/21 13:51

Matrix: Groundwater

Method: 8260C - Volatile Organic Compounds by GC/MS

Analyte	Result	Qualifier	RL	Unit	D	Prepared	Analyzed	Dil Fac
Benzene	<1.0		1.0	ug/L			04/09/21 14:10	1
Ethylbenzene	<1.0		1.0	ug/L			04/09/21 14:10	1
Toluene	<1.0		1.0	ug/L			04/09/21 14:10	1
Xylenes, Total	<6.0		6.0	ug/L			04/09/21 14:10	1

Surrogate	*%Recovery*	*Qualifier*	*Limits*	*Prepared*	*Analyzed*	*Dil Fac*
1,2-Dichloroethane-d4 (Surr)	*102*		*80 - 120*		*04/09/21 14:10*	*1*
4-Bromofluorobenzene (Surr)	*91*		*80 - 120*		*04/09/21 14:10*	*1*
Dibromofluoromethane (Surr)	*94*		*80 - 120*		*04/09/21 14:10*	*1*
Toluene-d8 (Surr)	*103*		*80 - 120*		*04/09/21 14:10*	*1*

Method: NWTPH-Gx - Northwest - Volatile Petroleum Products (GC)

Analyte	Result	Qualifier	RL	Unit	D	Prepared	Analyzed	Dil Fac
C7-C12 (1C)	<250		250	ug/L			04/12/21 21:05	1

Surrogate	*%Recovery*	*Qualifier*	*Limits*	*Prepared*	*Analyzed*	*Dil Fac*
a,a,a-Trifluorotoluene (fid) (1C)	*93*		*50 - 150*		*04/12/21 21:05*	*1*

Method: NWTPH-Dx - Northwest - Semi-Volatile Petroleum Products (GC)

Analyte	Result	Qualifier	RL	Unit	D	Prepared	Analyzed	Dil Fac
C12-C24	**200**		100	ug/L		04/07/21 17:45	04/09/21 00:42	1
C24-C40	<260		260	ug/L		04/07/21 17:45	04/09/21 00:42	1

Surrogate	*%Recovery*	*Qualifier*	*Limits*	*Prepared*	*Analyzed*	*Dil Fac*
o- terphenyl (Surr)	*83*		*50 - 150*	*04/07/21 17:45*	*04/09/21 00:42*	*1*

Client Sample Results

Client: GHD Inc.
Project/Site: P66 N Market Street

Job ID: 410-34515-1

Client Sample ID: GW-11221597-033121-NA-NM13

Lab Sample ID: 410-34515-7

Date Collected: 03/31/21 14:44
Matrix: Groundwater
Date Received: 04/02/21 13:51

Method: 6010D - Metals (ICP) - Total Recoverable

Analyte	Result	Qualifier	RL		Unit	D	Prepared	Analyzed	Dil Fac
Manganese	0.060		0.010		mg/L		04/05/21 22:25	04/06/21 10:15	1

Method: 6020A - Metals (ICP/MS) - Total Recoverable

Analyte	Result	Qualifier	RL		Unit	D	Prepared	Analyzed	Dil Fac
Arsenic	0.0022		0.0020		mg/L		04/05/21 18:00	04/08/21 18:16	1

Client Sample ID: GW-11221597-033121-NA-NM4

Lab Sample ID: 410-34515-8

Date Collected: 03/31/21 15:41
Matrix: Groundwater
Date Received: 04/02/21 13:51

Method: 8260C - Volatile Organic Compounds by GC/MS

Analyte	Result	Qualifier	RL		Unit	D	Prepared	Analyzed	Dil Fac
Benzene	<1.0		1.0		ug/L			04/09/21 14:32	1
Ethylbenzene	<1.0		1.0		ug/L			04/09/21 14:32	1
Toluene	<1.0		1.0		ug/L			04/09/21 14:32	1
Xylenes, Total	<6.0		6.0		ug/L			04/09/21 14:32	1

Surrogate	*%Recovery*	*Qualifier*	*Limits*		*Prepared*	*Analyzed*	*Dil Fac*
1,2-Dichloroethane-d4 (Surr)	*101*		*80 - 120*			*04/09/21 14:32*	*1*
4-Bromofluorobenzene (Surr)	*92*		*80 - 120*			*04/09/21 14:32*	*1*
Dibromofluoromethane (Surr)	*94*		*80 - 120*			*04/09/21 14:32*	*1*
Toluene-d8 (Surr)	*103*		*80 - 120*			*04/09/21 14:32*	*1*

Method: NWTPH-Gx - Northwest - Volatile Petroleum Products (GC)

Analyte	Result	Qualifier	RL		Unit	D	Prepared	Analyzed	Dil Fac
C7-C12 (1C)	490		250		ug/L			04/12/21 21:29	1

Surrogate	*%Recovery*	*Qualifier*	*Limits*		*Prepared*	*Analyzed*	*Dil Fac*
a,a,a-Trifluorotoluene (fid) (1C)	*87*		*50 - 150*			*04/12/21 21:29*	*1*

Method: NWTPH-Dx - Northwest - Semi-Volatile Petroleum Products (GC)

Analyte	Result	Qualifier	RL		Unit	D	Prepared	Analyzed	Dil Fac
C12-C24	360		100		ug/L		04/07/21 17:45	04/09/21 01:05	1
C24-C40	<250		250		ug/L		04/07/21 17:45	04/09/21 01:05	1

Surrogate	*%Recovery*	*Qualifier*	*Limits*		*Prepared*	*Analyzed*	*Dil Fac*
o- terphenyl (Surr)	*78*		*50 - 150*		*04/07/21 17:45*	*04/09/21 01:05*	*1*

Method: 6010D - Metals (ICP) - Total Recoverable

Analyte	Result	Qualifier	RL		Unit	D	Prepared	Analyzed	Dil Fac
Manganese	0.79		0.010		mg/L		04/05/21 22:25	04/06/21 10:06	1

Method: 6020A - Metals (ICP/MS) - Total Recoverable

Analyte	Result	Qualifier	RL		Unit	D	Prepared	Analyzed	Dil Fac
Arsenic	0.0084		0.0020		mg/L		04/05/21 18:00	04/08/21 17:43	1

Client Sample Results

Client: GHD Inc.
Project/Site: P66 N Market Street

Job ID: 410-34515-1

Client Sample ID: GW-11221597-040121-NA-NM18

Lab Sample ID: 410-34515-9

Date Collected: 04/01/21 10:06
Date Received: 04/02/21 13:51

Matrix: Groundwater

Method: 8260C - Volatile Organic Compounds by GC/MS

Analyte	Result	Qualifier	RL	Unit	D	Prepared	Analyzed	Dil Fac
Benzene	<1.0		1.0	ug/L			04/09/21 14:55	1
Ethylbenzene	<1.0		1.0	ug/L			04/09/21 14:55	1
Toluene	<1.0		1.0	ug/L			04/09/21 14:55	1
Xylenes, Total	<6.0		6.0	ug/L			04/09/21 14:55	1

Surrogate	*%Recovery*	*Qualifier*	*Limits*	*Prepared*	*Analyzed*	*Dil Fac*
1,2-Dichloroethane-d4 (Surr)	*101*		*80 - 120*		*04/09/21 14:55*	*1*
4-Bromofluorobenzene (Surr)	*92*		*80 - 120*		*04/09/21 14:55*	*1*
Dibromofluoromethane (Surr)	*96*		*80 - 120*		*04/09/21 14:55*	*1*
Toluene-d8 (Surr)	*103*		*80 - 120*		*04/09/21 14:55*	*1*

Method: NWTPH-Gx - Northwest - Volatile Petroleum Products (GC)

Analyte	Result	Qualifier	RL	Unit	D	Prepared	Analyzed	Dil Fac
C7-C12 (1C)	<250		250	ug/L			04/12/21 21:53	1

Surrogate	*%Recovery*	*Qualifier*	*Limits*	*Prepared*	*Analyzed*	*Dil Fac*
a,a,a-Trifluorotoluene (fid) (1C)	*83*		*50 - 150*		*04/12/21 21:53*	*1*

Method: NWTPH-Dx - Northwest - Semi-Volatile Petroleum Products (GC)

Analyte	Result	Qualifier	RL	Unit	D	Prepared	Analyzed	Dil Fac
C12-C24	<110		110	ug/L		04/07/21 17:45	04/09/21 01:27	1
C24-C40	<260		260	ug/L		04/07/21 17:45	04/09/21 01:27	1

Surrogate	*%Recovery*	*Qualifier*	*Limits*	*Prepared*	*Analyzed*	*Dil Fac*
o- terphenyl (Surr)	*64*		*50 - 150*	*04/07/21 17:45*	*04/09/21 01:27*	*1*

Method: 6010D - Metals (ICP) - Total Recoverable

Analyte	Result	Qualifier	RL	Unit	D	Prepared	Analyzed	Dil Fac
Manganese	**0.26**		0.010	mg/L		04/05/21 22:25	04/06/21 09:57	1

Method: 6020A - Metals (ICP/MS) - Total Recoverable

Analyte	Result	Qualifier	RL	Unit	D	Prepared	Analyzed	Dil Fac
Arsenic	**0.013**		0.0020	mg/L		04/05/21 18:00	04/08/21 18:03	1

Client Sample ID: GW-11221597-040121-NA-NM3

Lab Sample ID: 410-34515-10

Date Collected: 04/01/21 08:37
Date Received: 04/02/21 13:51

Matrix: Groundwater

Method: 8260C - Volatile Organic Compounds by GC/MS

Analyte	Result	Qualifier	RL	Unit	D	Prepared	Analyzed	Dil Fac
Benzene	<1.0		1.0	ug/L			04/09/21 15:17	1
Ethylbenzene	<1.0		1.0	ug/L			04/09/21 15:17	1
Toluene	<1.0		1.0	ug/L			04/09/21 15:17	1
Xylenes, Total	<6.0		6.0	ug/L			04/09/21 15:17	1

Surrogate	*%Recovery*	*Qualifier*	*Limits*	*Prepared*	*Analyzed*	*Dil Fac*
1,2-Dichloroethane-d4 (Surr)	*101*		*80 - 120*		*04/09/21 15:17*	*1*
4-Bromofluorobenzene (Surr)	*90*		*80 - 120*		*04/09/21 15:17*	*1*
Dibromofluoromethane (Surr)	*97*		*80 - 120*		*04/09/21 15:17*	*1*
Toluene-d8 (Surr)	*102*		*80 - 120*		*04/09/21 15:17*	*1*

Client Sample ID: GW-11221597-040121-NA-NM3

Lab Sample ID: 410-34515-10

Date Collected: 04/01/21 08:37
Date Received: 04/02/21 13:51
Matrix: Groundwater

Method: NWTPH-Gx - Northwest - Volatile Petroleum Products (GC)

Analyte	Result	Qualifier	RL	Unit	D	Prepared	Analyzed	Dil Fac
C7-C12 (1C)	<250		250	ug/L			04/12/21 22:17	1

Surrogate	*%Recovery*	*Qualifier*	*Limits*	*Prepared*	*Analyzed*	*Dil Fac*
a,a,a-Trifluorotoluene (fid) (1C)	*85*		*50 - 150*		*04/12/21 22:17*	*1*

Method: NWTPH-Dx - Northwest - Semi-Volatile Petroleum Products (GC)

Analyte	Result	Qualifier	RL	Unit	D	Prepared	Analyzed	Dil Fac
C12-C24	<100		100	ug/L		04/07/21 17:45	04/09/21 02:13	1
C24-C40	<250		250	ug/L		04/07/21 17:45	04/09/21 02:13	1

Surrogate	*%Recovery*	*Qualifier*	*Limits*	*Prepared*	*Analyzed*	*Dil Fac*
o- terphenyl (Surr)	*70*		*50 - 150*	*04/07/21 17:45*	*04/09/21 02:13*	*1*

Method: 6010D - Metals (ICP) - Total Recoverable

Analyte	Result	Qualifier	RL	Unit	D	Prepared	Analyzed	Dil Fac
Manganese	**0.47**		0.010	mg/L		04/05/21 22:25	04/06/21 10:12	1

Method: 6020A - Metals (ICP/MS) - Total Recoverable

Analyte	Result	Qualifier	RL	Unit	D	Prepared	Analyzed	Dil Fac
Arsenic	**0.0022**		0.0020	mg/L		04/05/21 18:00	04/08/21 18:20	1

Client Sample ID: GW-11221597-040121-NA-DUP 1

Lab Sample ID: 410-34515-11

Date Collected: 04/01/21 10:08
Date Received: 04/02/21 13:51
Matrix: Groundwater

Method: 8260C - Volatile Organic Compounds by GC/MS

Analyte	Result	Qualifier	RL	Unit	D	Prepared	Analyzed	Dil Fac
Benzene	<1.0		1.0	ug/L			04/09/21 15:40	1
Ethylbenzene	<1.0		1.0	ug/L			04/09/21 15:40	1
Toluene	<1.0		1.0	ug/L			04/09/21 15:40	1
Xylenes, Total	<6.0		6.0	ug/L			04/09/21 15:40	1

Surrogate	*%Recovery*	*Qualifier*	*Limits*	*Prepared*	*Analyzed*	*Dil Fac*
1,2-Dichloroethane-d4 (Surr)	*104*		*80 - 120*		*04/09/21 15:40*	*1*
4-Bromofluorobenzene (Surr)	*92*		*80 - 120*		*04/09/21 15:40*	*1*
Dibromofluoromethane (Surr)	*97*		*80 - 120*		*04/09/21 15:40*	*1*
Toluene-d8 (Surr)	*103*		*80 - 120*		*04/09/21 15:40*	*1*

Method: NWTPH-Gx - Northwest - Volatile Petroleum Products (GC)

Analyte	Result	Qualifier	RL	Unit	D	Prepared	Analyzed	Dil Fac
C7-C12 (1C)	<250		250	ug/L			04/12/21 22:40	1

Surrogate	*%Recovery*	*Qualifier*	*Limits*	*Prepared*	*Analyzed*	*Dil Fac*
a,a,a-Trifluorotoluene (fid) (1C)	*91*		*50 - 150*		*04/12/21 22:40*	*1*

Method: NWTPH-Dx - Northwest - Semi-Volatile Petroleum Products (GC)

Analyte	Result	Qualifier	RL	Unit	D	Prepared	Analyzed	Dil Fac
C12-C24	<100		100	ug/L		04/07/21 17:45	04/09/21 02:58	1
C24-C40	<250		250	ug/L		04/07/21 17:45	04/09/21 02:58	1

Surrogate	*%Recovery*	*Qualifier*	*Limits*	*Prepared*	*Analyzed*	*Dil Fac*
o- terphenyl (Surr)	*83*		*50 - 150*	*04/07/21 17:45*	*04/09/21 02:58*	*1*

Client Sample Results

Client: GHD Inc.
Project/Site: P66 N Market Street

Job ID: 410-34515-1

Client Sample ID: GW-11221597-040121-NA-DUP 1

Lab Sample ID: 410-34515-11

Date Collected: 04/01/21 10:08
Matrix: Groundwater
Date Received: 04/02/21 13:51

Method: 6010D - Metals (ICP) - Total Recoverable

Analyte	Result	Qualifier	RL	Unit	D	Prepared	Analyzed	Dil Fac
Manganese	0.27		0.010	mg/L		04/05/21 22:36	04/08/21 11:02	1

Method: 6020A - Metals (ICP/MS) - Total Recoverable

Analyte	Result	Qualifier	RL	Unit	D	Prepared	Analyzed	Dil Fac
Arsenic	0.0094		0.0020	mg/L		04/05/21 18:00	04/08/21 18:05	1

Client Sample ID: GW-11221597-040121-NA-NM24

Lab Sample ID: 410-34515-12

Date Collected: 04/01/21 11:21
Matrix: Groundwater
Date Received: 04/02/21 13:51

Method: 8260C - Volatile Organic Compounds by GC/MS

Analyte	Result	Qualifier	RL	Unit	D	Prepared	Analyzed	Dil Fac
Benzene	<1.0		1.0	ug/L			04/09/21 16:02	1
Ethylbenzene	<1.0		1.0	ug/L			04/09/21 16:02	1
Toluene	<1.0		1.0	ug/L			04/09/21 16:02	1
Xylenes, Total	<6.0		6.0	ug/L			04/09/21 16:02	1

Surrogate	*%Recovery*	*Qualifier*	*Limits*	*Prepared*	*Analyzed*	*Dil Fac*
1,2-Dichloroethane-d4 (Surr)	*100*		*80 - 120*		*04/09/21 16:02*	*1*
4-Bromofluorobenzene (Surr)	*90*		*80 - 120*		*04/09/21 16:02*	*1*
Dibromofluoromethane (Surr)	*96*		*80 - 120*		*04/09/21 16:02*	*1*
Toluene-d8 (Surr)	*102*		*80 - 120*		*04/09/21 16:02*	*1*

Method: NWTPH-Gx - Northwest - Volatile Petroleum Products (GC)

Analyte	Result	Qualifier	RL	Unit	D	Prepared	Analyzed	Dil Fac
C7-C12 (1C)	<250		250	ug/L			04/12/21 23:04	1

Surrogate	*%Recovery*	*Qualifier*	*Limits*	*Prepared*	*Analyzed*	*Dil Fac*
a,a,a-Trifluorotoluene (fid) (1C)	*91*		*50 - 150*		*04/12/21 23:04*	*1*

Method: NWTPH-Dx - Northwest - Semi-Volatile Petroleum Products (GC)

Analyte	Result	Qualifier	RL	Unit	D	Prepared	Analyzed	Dil Fac
C12-C24	<100		100	ug/L		04/07/21 17:45	04/09/21 03:21	1
C24-C40	<260		260	ug/L		04/07/21 17:45	04/09/21 03:21	1

Surrogate	*%Recovery*	*Qualifier*	*Limits*	*Prepared*	*Analyzed*	*Dil Fac*
o- terphenyl (Surr)	*74*		*50 - 150*	*04/07/21 17:45*	*04/09/21 03:21*	*1*

Method: 6010D - Metals (ICP) - Total Recoverable

Analyte	Result	Qualifier	RL	Unit	D	Prepared	Analyzed	Dil Fac
Manganese	0.059		0.010	mg/L		04/05/21 22:25	04/06/21 10:09	1

Method: 6020A - Metals (ICP/MS) - Total Recoverable

Analyte	Result	Qualifier	RL	Unit	D	Prepared	Analyzed	Dil Fac
Arsenic	0.0027		0.0020	mg/L		04/05/21 18:00	04/08/21 18:01	1

Client Sample Results

Client: GHD Inc.
Project/Site: P66 N Market Street

Job ID: 410-34515-1

Client Sample ID: Trip Blank

Lab Sample ID: 410-34515-13

Date Collected: 03/30/21 00:00
Date Received: 04/02/21 13:51

Matrix: Water

Method: 8260C - Volatile Organic Compounds by GC/MS

Analyte	Result	Qualifier	RL		Unit	D	Prepared	Analyzed	Dil Fac
Benzene	<1.0		1.0		ug/L			04/09/21 11:11	1
Ethylbenzene	<1.0		1.0		ug/L			04/09/21 11:11	1
Toluene	<1.0		1.0		ug/L			04/09/21 11:11	1
Xylenes, Total	<6.0		6.0		ug/L			04/09/21 11:11	1

Surrogate	*%Recovery*	*Qualifier*	*Limits*	*Prepared*	*Analyzed*	*Dil Fac*
1,2-Dichloroethane-d4 (Surr)	*102*		*80 - 120*		*04/09/21 11:11*	*1*
4-Bromofluorobenzene (Surr)	*92*		*80 - 120*		*04/09/21 11:11*	*1*
Dibromofluoromethane (Surr)	*96*		*80 - 120*		*04/09/21 11:11*	*1*
Toluene-d8 (Surr)	*102*		*80 - 120*		*04/09/21 11:11*	*1*

Method: NWTPH-Gx - Northwest - Volatile Petroleum Products (GC)

Analyte	Result	Qualifier	RL		Unit	D	Prepared	Analyzed	Dil Fac
C7-C12 (1C)	<250		250		ug/L			04/12/21 15:57	1

Surrogate	*%Recovery*	*Qualifier*	*Limits*	*Prepared*	*Analyzed*	*Dil Fac*
a,a,a-Trifluorotoluene (fid) (1C)	*91*		*50 - 150*		*04/12/21 15:57*	*1*

Surrogate Summary

Client: GHD Inc.
Project/Site: P66 N Market Street

Job ID: 410-34515-1

Method: 8260C - Volatile Organic Compounds by GC/MS

Matrix: Groundwater **Prep Type: Total/NA**

		Percent Surrogate Recovery (Acceptance Limits)			
		DCA	BFB	DBFM	TOL
Lab Sample ID	Client Sample ID	(80-120)	(80-120)	(80-120)	(80-120)
410-34515-1	GW-11221597-033021-NA-NM11	99	92	95	104
410-34515-2	GW-11221597-033021-NA-NM 22	98	92	94	103
410-34515-2 MS	GW-11221597-033021-NA-NM 22	100	95	96	104
410-34515-2 MSD	GW-11221597-033021-NA-NM 22	100	95	95	103
410-34515-3	GW-11221597-033021-NA-NM 31	102	92	95	104
410-34515-4	GW-11221597-033021-NA-NM 32	100	93	95	103
410-34515-5	GW-11221597-033021-NA-NM 33	103	91	95	103
410-34515-6	GW-11221597-033021-NA-NM 34	102	91	93	103
410-34515-7	GW-11221597-033121-NA-NM 13	102	91	94	103
410-34515-8	GW-11221597-033121-NA-NM 4	101	92	94	103
410-34515-9	GW-11221597-040121-NA-NM 18	101	92	96	103
410-34515-10	GW-11221597-040121-NA-NM 3	101	90	97	102
410-34515-11	GW-11221597-040121-NA-DUP 1	104	92	97	103
410-34515-12	GW-11221597-040121-NA-NM 24	100	90	96	102

Surrogate Legend

DCA = 1,2-Dichloroethane-d4 (Surr)
BFB = 4-Bromofluorobenzene (Surr)
DBFM = Dibromofluoromethane (Surr)
TOL = Toluene-d8 (Surr)

Method: 8260C - Volatile Organic Compounds by GC/MS

Matrix: Water **Prep Type: Total/NA**

		Percent Surrogate Recovery (Acceptance Limits)			
		DCA	BFB	DBFM	TOL
Lab Sample ID	Client Sample ID	(80-120)	(80-120)	(80-120)	(80-120)
410-34515-13	Trip Blank	102	92	96	102
LCS 410-112622/5	Lab Control Sample	101	95	94	103
MB 410-112622/7	Method Blank	99	92	95	103

Surrogate Legend

DCA = 1,2-Dichloroethane-d4 (Surr)
BFB = 4-Bromofluorobenzene (Surr)
DBFM = Dibromofluoromethane (Surr)
TOL = Toluene-d8 (Surr)

Surrogate Summary

Client: GHD Inc.
Job ID: 410-34515-1
Project/Site: P66 N Market Street

Method: NWTPH-Gx - Northwest - Volatile Petroleum Products (GC)

Matrix: Groundwater **Prep Type: Total/NA**

		Percent Surrogate Recovery (Acceptance Limits)
Lab Sample ID	Client Sample ID	TFT-F1 (50-150)
410-34515-1	GW-11221597-033021-NA-NM11	93
410-34515-2	GW-11221597-033021-NA-NM 22	86
410-34515-3	GW-11221597-033021-NA-NM 31	92
410-34515-4	GW-11221597-033021-NA-NM 32	91
410-34515-5	GW-11221597-033021-NA-NM 33	92
410-34515-6	GW-11221597-033021-NA-NM 34	91
410-34515-7	GW-11221597-033121-NA-NM 13	93
410-34515-8	GW-11221597-033121-NA-NM 4	87
410-34515-9	GW-11221597-040121-NA-NM 18	83
410-34515-10	GW-11221597-040121-NA-NM 3	85
410-34515-11	GW-11221597-040121-NA-DUP 1	91
410-34515-12	GW-11221597-040121-NA-NM 24	91

Surrogate Legend

TFT-F = a,a,a-Trifluorotoluene (fid)

Method: NWTPH-Gx - Northwest - Volatile Petroleum Products (GC)

Matrix: Water **Prep Type: Total/NA**

		Percent Surrogate Recovery (Acceptance Limits)
Lab Sample ID	Client Sample ID	TFT-F1 (50-150)
410-34515-13	Trip Blank	91
LCS 410-113367/5	Lab Control Sample	97
LCSD 410-113367/6	Lab Control Sample Dup	91
MB 410-113367/4	Method Blank	91

Surrogate Legend

TFT-F = a,a,a-Trifluorotoluene (fid)

Method: NWTPH-Dx - Northwest - Semi-Volatile Petroleum Products (GC)

Matrix: Groundwater **Prep Type: Total/NA**

		Percent Surrogate Recovery (Acceptance Limits)
Lab Sample ID	Client Sample ID	OTP (50-150)
410-34515-1	GW-11221597-033021-NA-NM11	85
410-34515-2	GW-11221597-033021-NA-NM 22	83
410-34515-3	GW-11221597-033021-NA-NM 31	76
410-34515-4	GW-11221597-033021-NA-NM 32	81
410-34515-5	GW-11221597-033021-NA-NM 33	88

Surrogate Summary

Client: GHD Inc.
Job ID: 410-34515-1
Project/Site: P66 N Market Street

Method: NWTPH-Dx - Northwest - Semi-Volatile Petroleum Products (GC) (Continued)

Matrix: Groundwater **Prep Type: Total/NA**

Lab Sample ID	Client Sample ID	OTP (50-150)
410-34515-6	GW-11221597-033021-NA-NM34	77
410-34515-7	GW-11221597-033121-NA-NM 13	83
410-34515-8	GW-11221597-033121-NA-NM 4	78
410-34515-9	GW-11221597-040121-NA-NM 18	64
410-34515-9 DU	GW-11221597-040121-NA-NM 18	74
410-34515-10	GW-11221597-040121-NA-NM 3	70
410-34515-10 DU	GW-11221597-040121-NA-NM 3	75
410-34515-11	GW-11221597-040121-NA-DUP 1	83
410-34515-12	GW-11221597-040121-NA-NM 24	74

Percent Surrogate Recovery (Acceptance Limits)

Surrogate Legend

OTP = o- terphenyl (Surr)

Method: NWTPH-Dx - Northwest - Semi-Volatile Petroleum Products (GC)

Matrix: Water **Prep Type: Total/NA**

Lab Sample ID	Client Sample ID	OTP (50-150)
LCS 410-111928/2-A	Lab Control Sample	82
LCSD 410-111928/3-A	Lab Control Sample Dup	84
MB 410-111928/1-A	Method Blank	83

Percent Surrogate Recovery (Acceptance Limits)

Surrogate Legend

OTP = o- terphenyl (Surr)

Method: 8260C - Volatile Organic Compounds by GC/MS

Lab Sample ID: MB 410-112622/7 — **Client Sample ID: Method Blank**
Matrix: Water — **Prep Type: Total/NA**
Analysis Batch: 112622

Analyte	MB Result	MB Qualifier	RL		Unit	D	Prepared	Analyzed	Dil Fac
Benzene	<1.0		1.0		ug/L			04/09/21 10:07	1
Ethylbenzene	<1.0		1.0		ug/L			04/09/21 10:07	1
Toluene	<1.0		1.0		ug/L			04/09/21 10:07	1
Xylenes, Total	<6.0		6.0		ug/L			04/09/21 10:07	1

Surrogate	*MB %Recovery*	*MB Qualifier*	*Limits*	*Prepared*	*Analyzed*	*Dil Fac*
1,2-Dichloroethane-d4 (Surr)	*99*		*80 - 120*		*04/09/21 10:07*	*1*
4-Bromofluorobenzene (Surr)	*92*		*80 - 120*		*04/09/21 10:07*	*1*
Dibromofluoromethane (Surr)	*95*		*80 - 120*		*04/09/21 10:07*	*1*
Toluene-d8 (Surr)	*103*		*80 - 120*		*04/09/21 10:07*	*1*

Lab Sample ID: LCS 410-112622/5 — **Client Sample ID: Lab Control Sample**
Matrix: Water — **Prep Type: Total/NA**
Analysis Batch: 112622

Analyte			Spike Added	LCS Result	LCS Qualifier	Unit	D	%Rec	%Rec. Limits		
Benzene			20.0	19.6		ug/L		98	80 - 120		
Ethylbenzene			20.0	20.0		ug/L		100	80 - 120		
Toluene			20.0	20.0		ug/L		100	80 - 120		
Xylenes, Total			60.0	59.0		ug/L		98	80 - 120		

Surrogate	*LCS %Recovery*	*LCS Qualifier*	*Limits*
1,2-Dichloroethane-d4 (Surr)	*101*		*80 - 120*
4-Bromofluorobenzene (Surr)	*95*		*80 - 120*
Dibromofluoromethane (Surr)	*94*		*80 - 120*
Toluene-d8 (Surr)	*103*		*80 - 120*

Lab Sample ID: 410-34515-2 MS — **Client Sample ID: GW-11221597-033021-NA-NM22**
Matrix: Groundwater — **Prep Type: Total/NA**
Analysis Batch: 112622

Analyte	Sample Result	Sample Qualifier	Spike Added	MS Result	MS Qualifier	Unit	D	%Rec	%Rec. Limits		
Benzene	<1.0		20.0	20.0		ug/L		100	80 - 120		
Ethylbenzene	<1.0		20.0	20.5		ug/L		103	80 - 120		
Toluene	<1.0		20.0	20.7		ug/L		103	80 - 120		
Xylenes, Total	<6.0		60.0	60.0		ug/L		100	80 - 120		

Surrogate	*MS %Recovery*	*MS Qualifier*	*Limits*
1,2-Dichloroethane-d4 (Surr)	*100*		*80 - 120*
4-Bromofluorobenzene (Surr)	*95*		*80 - 120*
Dibromofluoromethane (Surr)	*96*		*80 - 120*
Toluene-d8 (Surr)	*104*		*80 - 120*

Method: 8260C - Volatile Organic Compounds by GC/MS (Continued)

Lab Sample ID: 410-34515-2 MSD — **Client Sample ID: GW-11221597-033021-NA-NM22**
Matrix: Groundwater — **Prep Type: Total/NA**
Analysis Batch: 112622

Analyte	Sample Result	Sample Qualifier	Spike Added	MSD Result	MSD Qualifier	Unit	D	%Rec	%Rec. Limits	RPD	RPD Limit
Benzene	<1.0		20.0	22.2		ug/L		111	80 - 120	10	30
Ethylbenzene	<1.0		20.0	22.9		ug/L		114	80 - 120	11	30
Toluene	<1.0		20.0	22.6		ug/L		113	80 - 120	9	30
Xylenes, Total	<6.0		60.0	66.6		ug/L		111	80 - 120	10	30

Surrogate	*MSD %Recovery*	*MSD Qualifier*	*Limits*
1,2-Dichloroethane-d4 (Surr)	*100*		*80 - 120*
4-Bromofluorobenzene (Surr)	*95*		*80 - 120*
Dibromofluoromethane (Surr)	*95*		*80 - 120*
Toluene-d8 (Surr)	*103*		*80 - 120*

Method: NWTPH-Gx - Northwest - Volatile Petroleum Products (GC)

Lab Sample ID: MB 410-113367/4 — **Client Sample ID: Method Blank**
Matrix: Water — **Prep Type: Total/NA**
Analysis Batch: 113367

Analyte	MB Result	MB Qualifier	RL		Unit	D	Prepared	Analyzed	Dil Fac
C7-C12 (1C)	<250		250		ug/L			04/12/21 13:35	1

Surrogate	*MB %Recovery*	*MB Qualifier*	*Limits*	*Prepared*	*Analyzed*	*Dil Fac*
a,a,a-Trifluorotoluene (fid) (1C)	*91*		*50 - 150*		*04/12/21 13:35*	*1*

Lab Sample ID: LCS 410-113367/5 — **Client Sample ID: Lab Control Sample**
Matrix: Water — **Prep Type: Total/NA**
Analysis Batch: 113367

Analyte			Spike Added	LCS Result	LCS Qualifier	Unit	D	%Rec	%Rec. Limits		
C7-C12 (1C)			1100	1150		ug/L		105	64 - 131		

Surrogate	*LCS %Recovery*	*LCS Qualifier*	*Limits*
a,a,a-Trifluorotoluene (fid) (1C)	*97*		*50 - 150*

Lab Sample ID: LCSD 410-113367/6 — **Client Sample ID: Lab Control Sample Dup**
Matrix: Water — **Prep Type: Total/NA**
Analysis Batch: 113367

Analyte			Spike Added	LCSD Result	LCSD Qualifier	Unit	D	%Rec	%Rec. Limits	RPD	RPD Limit
C7-C12 (1C)			1100	1190		ug/L		108	64 - 131	4	30

Surrogate	*LCSD %Recovery*	*LCSD Qualifier*	*Limits*
a,a,a-Trifluorotoluene (fid) (1C)	*91*		*50 - 150*

QC Sample Results

Client: GHD Inc.
Project/Site: P66 N Market Street

Job ID: 410-34515-1

Method: NWTPH-Dx - Northwest - Semi-Volatile Petroleum Products (GC)

Lab Sample ID: MB 410-111928/1-A — **Client Sample ID: Method Blank**
Matrix: Water — **Prep Type: Total/NA**
Analysis Batch: 112404 — **Prep Batch: 111928**

Analyte	MB Result	MB Qualifier	RL		Unit	D	Prepared	Analyzed	Dil Fac
C12-C24	<100		100		ug/L		04/07/21 17:45	04/08/21 20:55	1
C24-C40	<250		250		ug/L		04/07/21 17:45	04/08/21 20:55	1

Surrogate	*MB %Recovery*	*MB Qualifier*	*Limits*	*Prepared*	*Analyzed*	*Dil Fac*
o- terphenyl (Surr)	*83*		*50 - 150*	*04/07/21 17:45*	*04/08/21 20:55*	*1*

Lab Sample ID: LCS 410-111928/2-A — **Client Sample ID: Lab Control Sample**
Matrix: Water — **Prep Type: Total/NA**
Analysis Batch: 112404 — **Prep Batch: 111928**

Analyte			Spike Added	LCS Result	LCS Qualifier	Unit	D	%Rec	%Rec. Limits		
C12-C24			602	256		ug/L		43	32 - 117		

Surrogate	*LCS %Recovery*	*LCS Qualifier*	*Limits*
o- terphenyl (Surr)	*82*		*50 - 150*

Lab Sample ID: LCSD 410-111928/3-A — **Client Sample ID: Lab Control Sample Dup**
Matrix: Water — **Prep Type: Total/NA**
Analysis Batch: 112404 — **Prep Batch: 111928**

Analyte			Spike Added	LCSD Result	LCSD Qualifier	Unit	D	%Rec	%Rec. Limits	RPD	RPD Limit
C12-C24			602	216		ug/L		36	32 - 117	17	20

Surrogate	*LCSD %Recovery*	*LCSD Qualifier*	*Limits*
o- terphenyl (Surr)	*84*		*50 - 150*

Lab Sample ID: 410-34515-9 DU — **Client Sample ID: GW-11221597-040121-NA-NM18**
Matrix: Groundwater — **Prep Type: Total/NA**
Analysis Batch: 112404 — **Prep Batch: 111928**

Analyte	Sample Result	Sample Qualifier		DU Result	DU Qualifier	Unit	D			RPD	RPD Limit
C12-C24	<110			<100		ug/L				NC	20
C24-C40	<260			<250		ug/L				NC	20

Surrogate	*DU %Recovery*	*DU Qualifier*	*Limits*
o- terphenyl (Surr)	*74*		*50 - 150*

Lab Sample ID: 410-34515-10 DU — **Client Sample ID: GW-11221597-040121-NA-NM3**
Matrix: Groundwater — **Prep Type: Total/NA**
Analysis Batch: 112404 — **Prep Batch: 111928**

Analyte	Sample Result	Sample Qualifier		DU Result	DU Qualifier	Unit	D			RPD	RPD Limit
C12-C24	<100			<110		ug/L				NC	20
C24-C40	<250			<260		ug/L				NC	20

Surrogate	*DU %Recovery*	*DU Qualifier*	*Limits*
o- terphenyl (Surr)	*75*		*50 - 150*

Method: 6010D - Metals (ICP)

Lab Sample ID: MB 410-110992/1-A — **Client Sample ID: Method Blank**
Matrix: Water — **Prep Type: Total Recoverable**
Analysis Batch: 112429 — **Prep Batch: 110992**

Analyte	MB Result	MB Qualifier	RL		Unit	D	Prepared	Analyzed	Dil Fac
Manganese	<0.010		0.010		mg/L		04/05/21 20:14	04/08/21 12:33	1

Lab Sample ID: LCS 410-110992/2-A — **Client Sample ID: Lab Control Sample**
Matrix: Water — **Prep Type: Total Recoverable**
Analysis Batch: 112429 — **Prep Batch: 110992**

Analyte	Spike Added	LCS Result	LCS Qualifier	Unit	D	%Rec	%Rec. Limits
Manganese	0.502	0.508		mg/L		101	80 - 120

Lab Sample ID: MB 410-111028/1-A — **Client Sample ID: Method Blank**
Matrix: Water — **Prep Type: Total Recoverable**
Analysis Batch: 111280 — **Prep Batch: 111028**

Analyte	MB Result	MB Qualifier	RL		Unit	D	Prepared	Analyzed	Dil Fac
Manganese	<0.010		0.010		mg/L		04/05/21 22:25	04/06/21 09:27	1

Lab Sample ID: LCS 410-111028/2-A — **Client Sample ID: Lab Control Sample**
Matrix: Water — **Prep Type: Total Recoverable**
Analysis Batch: 111280 — **Prep Batch: 111028**

Analyte	Spike Added	LCS Result	LCS Qualifier	Unit	D	%Rec	%Rec. Limits
Manganese	0.502	0.521		mg/L		104	80 - 120

Lab Sample ID: MB 410-111035/1-A — **Client Sample ID: Method Blank**
Matrix: Water — **Prep Type: Total Recoverable**
Analysis Batch: 112348 — **Prep Batch: 111035**

Analyte	MB Result	MB Qualifier	RL		Unit	D	Prepared	Analyzed	Dil Fac
Manganese	<0.010		0.010		mg/L		04/05/21 22:36	04/08/21 10:20	1

Lab Sample ID: LCS 410-111035/2-A — **Client Sample ID: Lab Control Sample**
Matrix: Water — **Prep Type: Total Recoverable**
Analysis Batch: 112348 — **Prep Batch: 111035**

Analyte	Spike Added	LCS Result	LCS Qualifier	Unit	D	%Rec	%Rec. Limits
Manganese	0.502	0.531		mg/L		106	80 - 120

Lab Sample ID: MB 410-111040/1-A — **Client Sample ID: Method Blank**
Matrix: Water — **Prep Type: Total Recoverable**
Analysis Batch: 111699 — **Prep Batch: 111040**

Analyte	MB Result	MB Qualifier	RL		Unit	D	Prepared	Analyzed	Dil Fac
Manganese	<0.010		0.010		mg/L		04/05/21 23:07	04/07/21 07:35	1

Lab Sample ID: LCS 410-111040/2-A — **Client Sample ID: Lab Control Sample**
Matrix: Water — **Prep Type: Total Recoverable**
Analysis Batch: 111699 — **Prep Batch: 111040**

Analyte	Spike Added	LCS Result	LCS Qualifier	Unit	D	%Rec	%Rec. Limits
Manganese	0.502	0.542		mg/L		108	80 - 120

QC Sample Results

Client: GHD Inc.
Project/Site: P66 N Market Street

Job ID: 410-34515-1

Method: 6010D - Metals (ICP)

Lab Sample ID: 410-34515-5 MS — **Client Sample ID: GW-11221597-033021-NA-NM33**
Matrix: Groundwater — **Prep Type: Total Recoverable**
Analysis Batch: 111699 — **Prep Batch: 111040**

Analyte	Sample Result	Sample Qualifier	Spike Added	MS Result	MS Qualifier	Unit	D	%Rec	%Rec. Limits		
Manganese	0.22	F1 F2	0.502	0.728		mg/L		101	75 - 125		

Lab Sample ID: 410-34515-5 MSD — **Client Sample ID: GW-11221597-033021-NA-NM33**
Matrix: Groundwater — **Prep Type: Total Recoverable**
Analysis Batch: 111699 — **Prep Batch: 111040**

Analyte	Sample Result	Sample Qualifier	Spike Added	MSD Result	MSD Qualifier	Unit	D	%Rec	%Rec. Limits	RPD	RPD Limit
Manganese	0.22	F1 F2	0.502	0.218	F1 F2	mg/L		-1	75 - 125	108	20

Lab Sample ID: 410-34515-5 DU — **Client Sample ID: GW-11221597-033021-NA-NM33**
Matrix: Groundwater — **Prep Type: Total Recoverable**
Analysis Batch: 111699 — **Prep Batch: 111040**

Analyte	Sample Result	Sample Qualifier		DU Result	DU Qualifier	Unit	D			RPD	RPD Limit
Manganese	0.22	F1 F2		0.720	F3	mg/L				105	20

Method: 6020A - Metals (ICP/MS)

Lab Sample ID: MB 410-110933/1-A — **Client Sample ID: Method Blank**
Matrix: Water — **Prep Type: Total Recoverable**
Analysis Batch: 112794 — **Prep Batch: 110933**

Analyte	MB Result	MB Qualifier	RL		Unit	D	Prepared	Analyzed	Dil Fac
Arsenic	<0.0020		0.0020		mg/L		04/05/21 18:00	04/08/21 16:57	1

Lab Sample ID: LCS 410-110933/2-A — **Client Sample ID: Lab Control Sample**
Matrix: Water — **Prep Type: Total Recoverable**
Analysis Batch: 112794 — **Prep Batch: 110933**

Analyte			Spike Added	LCS Result	LCS Qualifier	Unit	D	%Rec	%Rec. Limits		
Arsenic			0.500	0.471		mg/L		94	85 - 120		

Lab Sample ID: 410-34515-5 MS — **Client Sample ID: GW-11221597-033021-NA-NM33**
Matrix: Groundwater — **Prep Type: Total Recoverable**
Analysis Batch: 112794 — **Prep Batch: 110933**

Analyte	Sample Result	Sample Qualifier	Spike Added	MS Result	MS Qualifier	Unit	D	%Rec	%Rec. Limits		
Arsenic	0.0026		0.500	0.448		mg/L		89	75 - 125		

Lab Sample ID: 410-34515-5 MSD — **Client Sample ID: GW-11221597-033021-NA-NM33**
Matrix: Groundwater — **Prep Type: Total Recoverable**
Analysis Batch: 112794 — **Prep Batch: 110933**

Analyte	Sample Result	Sample Qualifier	Spike Added	MSD Result	MSD Qualifier	Unit	D	%Rec	%Rec. Limits	RPD	RPD Limit
Arsenic	0.0026		0.500	0.475		mg/L		94	75 - 125	6	20

Method: 6020A - Metals (ICP/MS) (Continued)

Lab Sample ID: 410-34515-5 DU
Matrix: Groundwater
Analysis Batch: 112794

Client Sample ID: GW-11221597-033021-NA-NM33
Prep Type: Total Recoverable
Prep Batch: 110933

Analyte	Sample Result	Sample Qualifier		DU Result	DU Qualifier	Unit	D			RPD	RPD Limit
Arsenic	0.0026			0.00310		mg/L				19	20

QC Association Summary

Client: GHD Inc.
Project/Site: P66 N Market Street

Job ID: 410-34515-1

GC/MS VOA

Analysis Batch: 112622

Lab Sample ID	Client Sample ID	Prep Type	Matrix	Method	Prep Batch
410-34515-1	GW-11221597-033021-NA-NM11	Total/NA	Groundwater	8260C	
410-34515-2	GW-11221597-033021-NA-NM22	Total/NA	Groundwater	8260C	
410-34515-3	GW-11221597-033021-NA-NM31	Total/NA	Groundwater	8260C	
410-34515-4	GW-11221597-033021-NA-NM32	Total/NA	Groundwater	8260C	
410-34515-5	GW-11221597-033021-NA-NM33	Total/NA	Groundwater	8260C	
410-34515-6	GW-11221597-033021-NA-NM34	Total/NA	Groundwater	8260C	
410-34515-7	GW-11221597-033121-NA-NM13	Total/NA	Groundwater	8260C	
410-34515-8	GW-11221597-033121-NA-NM4	Total/NA	Groundwater	8260C	
410-34515-9	GW-11221597-040121-NA-NM18	Total/NA	Groundwater	8260C	
410-34515-10	GW-11221597-040121-NA-NM3	Total/NA	Groundwater	8260C	
410-34515-11	GW-11221597-040121-NA-DUP 1	Total/NA	Groundwater	8260C	
410-34515-12	GW-11221597-040121-NA-NM24	Total/NA	Groundwater	8260C	
410-34515-13	Trip Blank	Total/NA	Water	8260C	
MB 410-112622/7	Method Blank	Total/NA	Water	8260C	
LCS 410-112622/5	Lab Control Sample	Total/NA	Water	8260C	
410-34515-2 MS	GW-11221597-033021-NA-NM22	Total/NA	Groundwater	8260C	
410-34515-2 MSD	GW-11221597-033021-NA-NM22	Total/NA	Groundwater	8260C	

GC VOA

Analysis Batch: 113367

Lab Sample ID	Client Sample ID	Prep Type	Matrix	Method	Prep Batch
410-34515-1	GW-11221597-033021-NA-NM11	Total/NA	Groundwater	NWTPH-Gx	
410-34515-2	GW-11221597-033021-NA-NM22	Total/NA	Groundwater	NWTPH-Gx	
410-34515-3	GW-11221597-033021-NA-NM31	Total/NA	Groundwater	NWTPH-Gx	
410-34515-4	GW-11221597-033021-NA-NM32	Total/NA	Groundwater	NWTPH-Gx	
410-34515-5	GW-11221597-033021-NA-NM33	Total/NA	Groundwater	NWTPH-Gx	
410-34515-6	GW-11221597-033021-NA-NM34	Total/NA	Groundwater	NWTPH-Gx	
410-34515-7	GW-11221597-033121-NA-NM13	Total/NA	Groundwater	NWTPH-Gx	
410-34515-8	GW-11221597-033121-NA-NM4	Total/NA	Groundwater	NWTPH-Gx	
410-34515-9	GW-11221597-040121-NA-NM18	Total/NA	Groundwater	NWTPH-Gx	
410-34515-10	GW-11221597-040121-NA-NM3	Total/NA	Groundwater	NWTPH-Gx	
410-34515-11	GW-11221597-040121-NA-DUP 1	Total/NA	Groundwater	NWTPH-Gx	
410-34515-12	GW-11221597-040121-NA-NM24	Total/NA	Groundwater	NWTPH-Gx	
410-34515-13	Trip Blank	Total/NA	Water	NWTPH-Gx	
MB 410-113367/4	Method Blank	Total/NA	Water	NWTPH-Gx	
LCS 410-113367/5	Lab Control Sample	Total/NA	Water	NWTPH-Gx	
LCSD 410-113367/6	Lab Control Sample Dup	Total/NA	Water	NWTPH-Gx	

GC Semi VOA

Prep Batch: 111928

Lab Sample ID	Client Sample ID	Prep Type	Matrix	Method	Prep Batch
410-34515-1	GW-11221597-033021-NA-NM11	Total/NA	Groundwater	3510C	
410-34515-2	GW-11221597-033021-NA-NM22	Total/NA	Groundwater	3510C	
410-34515-3	GW-11221597-033021-NA-NM31	Total/NA	Groundwater	3510C	
410-34515-4	GW-11221597-033021-NA-NM32	Total/NA	Groundwater	3510C	
410-34515-5	GW-11221597-033021-NA-NM33	Total/NA	Groundwater	3510C	
410-34515-6	GW-11221597-033021-NA-NM34	Total/NA	Groundwater	3510C	
410-34515-7	GW-11221597-033121-NA-NM13	Total/NA	Groundwater	3510C	
410-34515-8	GW-11221597-033121-NA-NM4	Total/NA	Groundwater	3510C	
410-34515-9	GW-11221597-040121-NA-NM18	Total/NA	Groundwater	3510C	

GC Semi VOA (Continued)

Prep Batch: 111928 (Continued)

Lab Sample ID	Client Sample ID	Prep Type	Matrix	Method	Prep Batch
410-34515-10	GW-11221597-040121-NA-NM3	Total/NA	Groundwater	3510C	
410-34515-11	GW-11221597-040121-NA-DUP 1	Total/NA	Groundwater	3510C	
410-34515-12	GW-11221597-040121-NA-NM24	Total/NA	Groundwater	3510C	
MB 410-111928/1-A	Method Blank	Total/NA	Water	3510C	
LCS 410-111928/2-A	Lab Control Sample	Total/NA	Water	3510C	
LCSD 410-111928/3-A	Lab Control Sample Dup	Total/NA	Water	3510C	
410-34515-9 DU	GW-11221597-040121-NA-NM18	Total/NA	Groundwater	3510C	
410-34515-10 DU	GW-11221597-040121-NA-NM3	Total/NA	Groundwater	3510C	

Analysis Batch: 112404

Lab Sample ID	Client Sample ID	Prep Type	Matrix	Method	Prep Batch
410-34515-1	GW-11221597-033021-NA-NM11	Total/NA	Groundwater	NWTPH-Dx	111928
410-34515-2	GW-11221597-033021-NA-NM22	Total/NA	Groundwater	NWTPH-Dx	111928
410-34515-3	GW-11221597-033021-NA-NM31	Total/NA	Groundwater	NWTPH-Dx	111928
410-34515-4	GW-11221597-033021-NA-NM32	Total/NA	Groundwater	NWTPH-Dx	111928
410-34515-5	GW-11221597-033021-NA-NM33	Total/NA	Groundwater	NWTPH-Dx	111928
410-34515-6	GW-11221597-033021-NA-NM34	Total/NA	Groundwater	NWTPH-Dx	111928
410-34515-7	GW-11221597-033121-NA-NM13	Total/NA	Groundwater	NWTPH-Dx	111928
410-34515-8	GW-11221597-033121-NA-NM4	Total/NA	Groundwater	NWTPH-Dx	111928
410-34515-9	GW-11221597-040121-NA-NM18	Total/NA	Groundwater	NWTPH-Dx	111928
410-34515-10	GW-11221597-040121-NA-NM3	Total/NA	Groundwater	NWTPH-Dx	111928
410-34515-11	GW-11221597-040121-NA-DUP 1	Total/NA	Groundwater	NWTPH-Dx	111928
410-34515-12	GW-11221597-040121-NA-NM24	Total/NA	Groundwater	NWTPH-Dx	111928
MB 410-111928/1-A	Method Blank	Total/NA	Water	NWTPH-Dx	111928
LCS 410-111928/2-A	Lab Control Sample	Total/NA	Water	NWTPH-Dx	111928
LCSD 410-111928/3-A	Lab Control Sample Dup	Total/NA	Water	NWTPH-Dx	111928
410-34515-9 DU	GW-11221597-040121-NA-NM18	Total/NA	Groundwater	NWTPH-Dx	111928
410-34515-10 DU	GW-11221597-040121-NA-NM3	Total/NA	Groundwater	NWTPH-Dx	111928

Metals

Prep Batch: 110933

Lab Sample ID	Client Sample ID	Prep Type	Matrix	Method	Prep Batch
410-34515-1	GW-11221597-033021-NA-NM11	Total Recoverable	Groundwater	3005A	
410-34515-2	GW-11221597-033021-NA-NM22	Total Recoverable	Groundwater	3005A	
410-34515-3	GW-11221597-033021-NA-NM31	Total Recoverable	Groundwater	3005A	
410-34515-4	GW-11221597-033021-NA-NM32	Total Recoverable	Groundwater	3005A	
410-34515-5	GW-11221597-033021-NA-NM33	Total Recoverable	Groundwater	3005A	
410-34515-6	GW-11221597-033021-NA-NM34	Total Recoverable	Groundwater	3005A	
410-34515-7	GW-11221597-033121-NA-NM13	Total Recoverable	Groundwater	3005A	
410-34515-8	GW-11221597-033121-NA-NM4	Total Recoverable	Groundwater	3005A	
410-34515-9	GW-11221597-040121-NA-NM18	Total Recoverable	Groundwater	3005A	
410-34515-10	GW-11221597-040121-NA-NM3	Total Recoverable	Groundwater	3005A	
410-34515-11	GW-11221597-040121-NA-DUP 1	Total Recoverable	Groundwater	3005A	
410-34515-12	GW-11221597-040121-NA-NM24	Total Recoverable	Groundwater	3005A	
MB 410-110933/1-A	Method Blank	Total Recoverable	Water	3005A	
LCS 410-110933/2-A	Lab Control Sample	Total Recoverable	Water	3005A	
410-34515-5 MS	GW-11221597-033021-NA-NM33	Total Recoverable	Groundwater	3005A	
410-34515-5 MSD	GW-11221597-033021-NA-NM33	Total Recoverable	Groundwater	3005A	
410-34515-5 DU	GW-11221597-033021-NA-NM33	Total Recoverable	Groundwater	3005A	

QC Association Summary

Client: GHD Inc.
Project/Site: P66 N Market Street

Job ID: 410-34515-1

Metals

Prep Batch: 110992

Lab Sample ID	Client Sample ID	Prep Type	Matrix	Method	Prep Batch
410-34515-1	GW-11221597-033021-NA-NM11	Total Recoverable	Groundwater	3005A	
410-34515-2	GW-11221597-033021-NA-NM22	Total Recoverable	Groundwater	3005A	
410-34515-3	GW-11221597-033021-NA-NM31	Total Recoverable	Groundwater	3005A	
410-34515-4	GW-11221597-033021-NA-NM32	Total Recoverable	Groundwater	3005A	
410-34515-6	GW-11221597-033021-NA-NM34	Total Recoverable	Groundwater	3005A	
MB 410-110992/1-A	Method Blank	Total Recoverable	Water	3005A	
LCS 410-110992/2-A	Lab Control Sample	Total Recoverable	Water	3005A	

Prep Batch: 111028

Lab Sample ID	Client Sample ID	Prep Type	Matrix	Method	Prep Batch
410-34515-7	GW-11221597-033121-NA-NM13	Total Recoverable	Groundwater	3005A	
410-34515-8	GW-11221597-033121-NA-NM4	Total Recoverable	Groundwater	3005A	
410-34515-9	GW-11221597-040121-NA-NM18	Total Recoverable	Groundwater	3005A	
410-34515-10	GW-11221597-040121-NA-NM3	Total Recoverable	Groundwater	3005A	
410-34515-12	GW-11221597-040121-NA-NM24	Total Recoverable	Groundwater	3005A	
MB 410-111028/1-A	Method Blank	Total Recoverable	Water	3005A	
LCS 410-111028/2-A	Lab Control Sample	Total Recoverable	Water	3005A	

Prep Batch: 111035

Lab Sample ID	Client Sample ID	Prep Type	Matrix	Method	Prep Batch
410-34515-11	GW-11221597-040121-NA-DUP 1	Total Recoverable	Groundwater	3005A	
MB 410-111035/1-A	Method Blank	Total Recoverable	Water	3005A	
LCS 410-111035/2-A	Lab Control Sample	Total Recoverable	Water	3005A	

Prep Batch: 111040

Lab Sample ID	Client Sample ID	Prep Type	Matrix	Method	Prep Batch
410-34515-5	GW-11221597-033021-NA-NM33	Total Recoverable	Groundwater	3005A	
MB 410-111040/1-A	Method Blank	Total Recoverable	Water	3005A	
LCS 410-111040/2-A	Lab Control Sample	Total Recoverable	Water	3005A	
410-34515-5 MS	GW-11221597-033021-NA-NM33	Total Recoverable	Groundwater	3005A	
410-34515-5 MSD	GW-11221597-033021-NA-NM33	Total Recoverable	Groundwater	3005A	
410-34515-5 DU	GW-11221597-033021-NA-NM33	Total Recoverable	Groundwater	3005A	

Analysis Batch: 111280

Lab Sample ID	Client Sample ID	Prep Type	Matrix	Method	Prep Batch
410-34515-7	GW-11221597-033121-NA-NM13	Total Recoverable	Groundwater	6010D	111028
410-34515-8	GW-11221597-033121-NA-NM4	Total Recoverable	Groundwater	6010D	111028
410-34515-9	GW-11221597-040121-NA-NM18	Total Recoverable	Groundwater	6010D	111028
410-34515-10	GW-11221597-040121-NA-NM3	Total Recoverable	Groundwater	6010D	111028
410-34515-12	GW-11221597-040121-NA-NM24	Total Recoverable	Groundwater	6010D	111028
MB 410-111028/1-A	Method Blank	Total Recoverable	Water	6010D	111028
LCS 410-111028/2-A	Lab Control Sample	Total Recoverable	Water	6010D	111028

Analysis Batch: 111699

Lab Sample ID	Client Sample ID	Prep Type	Matrix	Method	Prep Batch
410-34515-5	GW-11221597-033021-NA-NM33	Total Recoverable	Groundwater	6010D	111040
MB 410-111040/1-A	Method Blank	Total Recoverable	Water	6010D	111040
LCS 410-111040/2-A	Lab Control Sample	Total Recoverable	Water	6010D	111040
410-34515-5 MS	GW-11221597-033021-NA-NM33	Total Recoverable	Groundwater	6010D	111040
410-34515-5 MSD	GW-11221597-033021-NA-NM33	Total Recoverable	Groundwater	6010D	111040
410-34515-5 DU	GW-11221597-033021-NA-NM33	Total Recoverable	Groundwater	6010D	111040

QC Association Summary

Client: GHD Inc.
Project/Site: P66 N Market Street

Job ID: 410-34515-1

Metals

Analysis Batch: 112348

Lab Sample ID	Client Sample ID	Prep Type	Matrix	Method	Prep Batch
410-34515-11	GW-11221597-040121-NA-DUP 1	Total Recoverable	Groundwater	6010D	111035
MB 410-111035/1-A	Method Blank	Total Recoverable	Water	6010D	111035
LCS 410-111035/2-A	Lab Control Sample	Total Recoverable	Water	6010D	111035

Analysis Batch: 112429

Lab Sample ID	Client Sample ID	Prep Type	Matrix	Method	Prep Batch
410-34515-1	GW-11221597-033021-NA-NM11	Total Recoverable	Groundwater	6010D	110992
410-34515-2	GW-11221597-033021-NA-NM22	Total Recoverable	Groundwater	6010D	110992
410-34515-3	GW-11221597-033021-NA-NM31	Total Recoverable	Groundwater	6010D	110992
410-34515-4	GW-11221597-033021-NA-NM32	Total Recoverable	Groundwater	6010D	110992
410-34515-6	GW-11221597-033021-NA-NM34	Total Recoverable	Groundwater	6010D	110992
MB 410-110992/1-A	Method Blank	Total Recoverable	Water	6010D	110992
LCS 410-110992/2-A	Lab Control Sample	Total Recoverable	Water	6010D	110992

Analysis Batch: 112794

Lab Sample ID	Client Sample ID	Prep Type	Matrix	Method	Prep Batch
410-34515-1	GW-11221597-033021-NA-NM11	Total Recoverable	Groundwater	6020A	110933
410-34515-2	GW-11221597-033021-NA-NM22	Total Recoverable	Groundwater	6020A	110933
410-34515-3	GW-11221597-033021-NA-NM31	Total Recoverable	Groundwater	6020A	110933
410-34515-4	GW-11221597-033021-NA-NM32	Total Recoverable	Groundwater	6020A	110933
410-34515-5	GW-11221597-033021-NA-NM33	Total Recoverable	Groundwater	6020A	110933
410-34515-6	GW-11221597-033021-NA-NM34	Total Recoverable	Groundwater	6020A	110933
410-34515-7	GW-11221597-033121-NA-NM13	Total Recoverable	Groundwater	6020A	110933
410-34515-8	GW-11221597-033121-NA-NM4	Total Recoverable	Groundwater	6020A	110933
410-34515-9	GW-11221597-040121-NA-NM18	Total Recoverable	Groundwater	6020A	110933
410-34515-10	GW-11221597-040121-NA-NM3	Total Recoverable	Groundwater	6020A	110933
410-34515-11	GW-11221597-040121-NA-DUP 1	Total Recoverable	Groundwater	6020A	110933
410-34515-12	GW-11221597-040121-NA-NM24	Total Recoverable	Groundwater	6020A	110933
MB 410-110933/1-A	Method Blank	Total Recoverable	Water	6020A	110933
LCS 410-110933/2-A	Lab Control Sample	Total Recoverable	Water	6020A	110933
410-34515-5 MS	GW-11221597-033021-NA-NM33	Total Recoverable	Groundwater	6020A	110933
410-34515-5 MSD	GW-11221597-033021-NA-NM33	Total Recoverable	Groundwater	6020A	110933
410-34515-5 DU	GW-11221597-033021-NA-NM33	Total Recoverable	Groundwater	6020A	110933

Lab Chronicle

Client: GHD Inc.
Project/Site: P66 N Market Street

Job ID: 410-34515-1

Client Sample ID: GW-11221597-033021-NA-NM11 — Lab Sample ID: 410-34515-1

Date Collected: 03/30/21 09:34 — **Matrix: Groundwater**
Date Received: 04/02/21 13:51

Prep Type	Batch Type	Batch Method	Run	Dilution Factor	Batch Number	Prepared or Analyzed	Analyst	Lab
Total/NA	Analysis	8260C		1	112622	04/09/21 16:25	LCW8	ELLE
Total/NA	Analysis	NWTPH-Gx		1	113367	04/12/21 17:09	JJT8	ELLE
Total/NA	Prep	3510C			111928	04/07/21 17:45	DFX4	ELLE
Total/NA	Analysis	NWTPH-Dx		1	112404	04/08/21 22:03	KP5X	ELLE
Total Recoverable	Prep	3005A			110992	04/05/21 20:22	JJT8	ELLE
Total Recoverable	Analysis	6010D		1	112429	04/08/21 13:54	MDP5	ELLE
Total Recoverable	Prep	3005A			110933	04/05/21 18:00	JJT8	ELLE
Total Recoverable	Analysis	6020A		1	112794	04/08/21 17:45	S4PD	ELLE

Client Sample ID: GW-11221597-033021-NA-NM22 — Lab Sample ID: 410-34515-2

Date Collected: 03/30/21 16:13 — **Matrix: Groundwater**
Date Received: 04/02/21 13:51

Prep Type	Batch Type	Batch Method	Run	Dilution Factor	Batch Number	Prepared or Analyzed	Analyst	Lab
Total/NA	Analysis	8260C		1	112622	04/09/21 11:34	LCW8	ELLE
Total/NA	Analysis	NWTPH-Gx		1	113367	04/12/21 19:06	JJT8	ELLE
Total/NA	Prep	3510C			111928	04/07/21 17:45	DFX4	ELLE
Total/NA	Analysis	NWTPH-Dx		1	112404	04/08/21 22:26	KP5X	ELLE
Total Recoverable	Prep	3005A			110992	04/05/21 20:22	JJT8	ELLE
Total Recoverable	Analysis	6010D		1	112429	04/08/21 13:57	MDP5	ELLE
Total Recoverable	Prep	3005A			110933	04/05/21 18:00	JJT8	ELLE
Total Recoverable	Analysis	6020A		1	112794	04/08/21 18:08	S4PD	ELLE

Client Sample ID: GW-11221597-033021-NA-NM31 — Lab Sample ID: 410-34515-3

Date Collected: 03/30/21 12:52 — **Matrix: Groundwater**
Date Received: 04/02/21 13:51

Prep Type	Batch Type	Batch Method	Run	Dilution Factor	Batch Number	Prepared or Analyzed	Analyst	Lab
Total/NA	Analysis	8260C		1	112622	04/09/21 12:40	LCW8	ELLE
Total/NA	Analysis	NWTPH-Gx		1	113367	04/12/21 19:30	JJT8	ELLE
Total/NA	Prep	3510C			111928	04/07/21 17:45	DFX4	ELLE
Total/NA	Analysis	NWTPH-Dx		1	112404	04/08/21 22:49	KP5X	ELLE
Total Recoverable	Prep	3005A			110992	04/05/21 20:22	JJT8	ELLE
Total Recoverable	Analysis	6010D		1	112429	04/08/21 14:01	MDP5	ELLE
Total Recoverable	Prep	3005A			110933	04/05/21 18:00	JJT8	ELLE
Total Recoverable	Analysis	6020A		1	112794	04/08/21 18:22	S4PD	ELLE

Client Sample ID: GW-11221597-033021-NA-NM32 — Lab Sample ID: 410-34515-4

Date Collected: 03/30/21 11:42 — **Matrix: Groundwater**
Date Received: 04/02/21 13:51

Prep Type	Batch Type	Batch Method	Run	Dilution Factor	Batch Number	Prepared or Analyzed	Analyst	Lab
Total/NA	Analysis	8260C		1	112622	04/09/21 13:03	LCW8	ELLE
Total/NA	Analysis	NWTPH-Gx		1	113367	04/12/21 19:54	JJT8	ELLE

Lab Chronicle

Client: GHD Inc.
Project/Site: P66 N Market Street

Job ID: 410-34515-1

Client Sample ID: GW-11221597-033021-NA-NM32

Lab Sample ID: 410-34515-4

Date Collected: 03/30/21 11:42
Matrix: Groundwater
Date Received: 04/02/21 13:51

Prep Type	Batch Type	Batch Method	Run	Dilution Factor	Batch Number	Prepared or Analyzed	Analyst	Lab
Total/NA	Prep	3510C			111928	04/07/21 17:45	DFX4	ELLE
Total/NA	Analysis	NWTPH-Dx		1	112404	04/08/21 23:11	KP5X	ELLE
Total Recoverable	Prep	3005A			110992	04/05/21 20:22	JJT8	ELLE
Total Recoverable	Analysis	6010D		1	112429	04/08/21 14:04	MDP5	ELLE
Total Recoverable	Prep	3005A			110933	04/05/21 18:00	JJT8	ELLE
Total Recoverable	Analysis	6020A		1	112794	04/08/21 18:06	S4PD	ELLE

Client Sample ID: GW-11221597-033021-NA-NM33

Lab Sample ID: 410-34515-5

Date Collected: 03/30/21 10:24
Matrix: Groundwater
Date Received: 04/02/21 13:51

Prep Type	Batch Type	Batch Method	Run	Dilution Factor	Batch Number	Prepared or Analyzed	Analyst	Lab
Total/NA	Analysis	8260C		1	112622	04/09/21 13:25	LCW8	ELLE
Total/NA	Analysis	NWTPH-Gx		1	113367	04/12/21 20:18	JJT8	ELLE
Total/NA	Prep	3510C			111928	04/07/21 17:45	DFX4	ELLE
Total/NA	Analysis	NWTPH-Dx		1	112404	04/08/21 23:34	KP5X	ELLE
Total Recoverable	Prep	3005A			111040	04/05/21 23:07	UJL8	ELLE
Total Recoverable	Analysis	6010D		1	111699	04/07/21 07:41	ULJC	ELLE
Total Recoverable	Prep	3005A			110933	04/05/21 18:00	JJT8	ELLE
Total Recoverable	Analysis	6020A		1	112794	04/08/21 17:47	S4PD	ELLE

Client Sample ID: GW-11221597-033021-NA-NM34

Lab Sample ID: 410-34515-6

Date Collected: 03/30/21 13:57
Matrix: Groundwater
Date Received: 04/02/21 13:51

Prep Type	Batch Type	Batch Method	Run	Dilution Factor	Batch Number	Prepared or Analyzed	Analyst	Lab
Total/NA	Analysis	8260C		1	112622	04/09/21 13:47	LCW8	ELLE
Total/NA	Analysis	NWTPH-Gx		1	113367	04/12/21 20:41	JJT8	ELLE
Total/NA	Prep	3510C			111928	04/07/21 17:45	DFX4	ELLE
Total/NA	Analysis	NWTPH-Dx		1	112404	04/08/21 23:57	KP5X	ELLE
Total Recoverable	Prep	3005A			110992	04/05/21 20:22	JJT8	ELLE
Total Recoverable	Analysis	6010D		1	112429	04/08/21 14:07	MDP5	ELLE
Total Recoverable	Prep	3005A			110933	04/05/21 18:00	JJT8	ELLE
Total Recoverable	Analysis	6020A		1	112794	04/08/21 18:18	S4PD	ELLE

Client Sample ID: GW-11221597-033121-NA-NM13

Lab Sample ID: 410-34515-7

Date Collected: 03/31/21 14:44
Matrix: Groundwater
Date Received: 04/02/21 13:51

Prep Type	Batch Type	Batch Method	Run	Dilution Factor	Batch Number	Prepared or Analyzed	Analyst	Lab
Total/NA	Analysis	8260C		1	112622	04/09/21 14:10	LCW8	ELLE
Total/NA	Analysis	NWTPH-Gx		1	113367	04/12/21 21:05	JJT8	ELLE
Total/NA	Prep	3510C			111928	04/07/21 17:45	DFX4	ELLE
Total/NA	Analysis	NWTPH-Dx		1	112404	04/09/21 00:42	KP5X	ELLE

Lab Chronicle

Client: GHD Inc.
Project/Site: P66 N Market Street

Job ID: 410-34515-1

Client Sample ID: GW-11221597-033121-NA-NM13

Lab Sample ID: 410-34515-7

Date Collected: 03/31/21 14:44
Matrix: Groundwater
Date Received: 04/02/21 13:51

Prep Type	Batch Type	Batch Method	Run	Dilution Factor	Batch Number	Prepared or Analyzed	Analyst	Lab
Total Recoverable	Prep	3005A			111028	04/05/21 22:25	UJL8	ELLE
Total Recoverable	Analysis	6010D		1	111280	04/06/21 10:15	MDP5	ELLE
Total Recoverable	Prep	3005A			110933	04/05/21 18:00	JJT8	ELLE
Total Recoverable	Analysis	6020A		1	112794	04/08/21 18:16	S4PD	ELLE

Client Sample ID: GW-11221597-033121-NA-NM4

Lab Sample ID: 410-34515-8

Date Collected: 03/31/21 15:41
Matrix: Groundwater
Date Received: 04/02/21 13:51

Prep Type	Batch Type	Batch Method	Run	Dilution Factor	Batch Number	Prepared or Analyzed	Analyst	Lab
Total/NA	Analysis	8260C		1	112622	04/09/21 14:32	LCW8	ELLE
Total/NA	Analysis	NWTPH-Gx		1	113367	04/12/21 21:29	JJT8	ELLE
Total/NA	Prep	3510C			111928	04/07/21 17:45	DFX4	ELLE
Total/NA	Analysis	NWTPH-Dx		1	112404	04/09/21 01:05	KP5X	ELLE
Total Recoverable	Prep	3005A			111028	04/05/21 22:25	UJL8	ELLE
Total Recoverable	Analysis	6010D		1	111280	04/06/21 10:06	MDP5	ELLE
Total Recoverable	Prep	3005A			110933	04/05/21 18:00	JJT8	ELLE
Total Recoverable	Analysis	6020A		1	112794	04/08/21 17:43	S4PD	ELLE

Client Sample ID: GW-11221597-040121-NA-NM18

Lab Sample ID: 410-34515-9

Date Collected: 04/01/21 10:06
Matrix: Groundwater
Date Received: 04/02/21 13:51

Prep Type	Batch Type	Batch Method	Run	Dilution Factor	Batch Number	Prepared or Analyzed	Analyst	Lab
Total/NA	Analysis	8260C		1	112622	04/09/21 14:55	LCW8	ELLE
Total/NA	Analysis	NWTPH-Gx		1	113367	04/12/21 21:53	JJT8	ELLE
Total/NA	Prep	3510C			111928	04/07/21 17:45	DFX4	ELLE
Total/NA	Analysis	NWTPH-Dx		1	112404	04/09/21 01:27	KP5X	ELLE
Total Recoverable	Prep	3005A			111028	04/05/21 22:25	UJL8	ELLE
Total Recoverable	Analysis	6010D		1	111280	04/06/21 09:57	MDP5	ELLE
Total Recoverable	Prep	3005A			110933	04/05/21 18:00	JJT8	ELLE
Total Recoverable	Analysis	6020A		1	112794	04/08/21 18:03	S4PD	ELLE

Client Sample ID: GW-11221597-040121-NA-NM3

Lab Sample ID: 410-34515-10

Date Collected: 04/01/21 08:37
Matrix: Groundwater
Date Received: 04/02/21 13:51

Prep Type	Batch Type	Batch Method	Run	Dilution Factor	Batch Number	Prepared or Analyzed	Analyst	Lab
Total/NA	Analysis	8260C		1	112622	04/09/21 15:17	LCW8	ELLE
Total/NA	Analysis	NWTPH-Gx		1	113367	04/12/21 22:17	JJT8	ELLE
Total/NA	Prep	3510C			111928	04/07/21 17:45	DFX4	ELLE
Total/NA	Analysis	NWTPH-Dx		1	112404	04/09/21 02:13	KP5X	ELLE
Total Recoverable	Prep	3005A			111028	04/05/21 22:25	UJL8	ELLE
Total Recoverable	Analysis	6010D		1	111280	04/06/21 10:12	MDP5	ELLE

Lab Chronicle

Client: GHD Inc.
Project/Site: P66 N Market Street

Job ID: 410-34515-1

Client Sample ID: GW-11221597-040121-NA-NM3

Lab Sample ID: 410-34515-10

Date Collected: 04/01/21 08:37
Matrix: Groundwater
Date Received: 04/02/21 13:51

Prep Type	Batch Type	Batch Method	Run	Dilution Factor	Batch Number	Prepared or Analyzed	Analyst	Lab
Total Recoverable	Prep	3005A			110933	04/05/21 18:00	JJT8	ELLE
Total Recoverable	Analysis	6020A		1	112794	04/08/21 18:20	S4PD	ELLE

Client Sample ID: GW-11221597-040121-NA-DUP 1

Lab Sample ID: 410-34515-11

Date Collected: 04/01/21 10:08
Matrix: Groundwater
Date Received: 04/02/21 13:51

Prep Type	Batch Type	Batch Method	Run	Dilution Factor	Batch Number	Prepared or Analyzed	Analyst	Lab
Total/NA	Analysis	8260C		1	112622	04/09/21 15:40	LCW8	ELLE
Total/NA	Analysis	NWTPH-Gx		1	113367	04/12/21 22:40	JJT8	ELLE
Total/NA	Prep	3510C			111928	04/07/21 17:45	DFX4	ELLE
Total/NA	Analysis	NWTPH-Dx		1	112404	04/09/21 02:58	KP5X	ELLE
Total Recoverable	Prep	3005A			111035	04/05/21 22:36	JJT8	ELLE
Total Recoverable	Analysis	6010D		1	112348	04/08/21 11:02	MDP5	ELLE
Total Recoverable	Prep	3005A			110933	04/05/21 18:00	JJT8	ELLE
Total Recoverable	Analysis	6020A		1	112794	04/08/21 18:05	S4PD	ELLE

Client Sample ID: GW-11221597-040121-NA-NM24

Lab Sample ID: 410-34515-12

Date Collected: 04/01/21 11:21
Matrix: Groundwater
Date Received: 04/02/21 13:51

Prep Type	Batch Type	Batch Method	Run	Dilution Factor	Batch Number	Prepared or Analyzed	Analyst	Lab
Total/NA	Analysis	8260C		1	112622	04/09/21 16:02	LCW8	ELLE
Total/NA	Analysis	NWTPH-Gx		1	113367	04/12/21 23:04	JJT8	ELLE
Total/NA	Prep	3510C			111928	04/07/21 17:45	DFX4	ELLE
Total/NA	Analysis	NWTPH-Dx		1	112404	04/09/21 03:21	KP5X	ELLE
Total Recoverable	Prep	3005A			111028	04/05/21 22:25	UJL8	ELLE
Total Recoverable	Analysis	6010D		1	111280	04/06/21 10:09	MDP5	ELLE
Total Recoverable	Prep	3005A			110933	04/05/21 18:00	JJT8	ELLE
Total Recoverable	Analysis	6020A		1	112794	04/08/21 18:01	S4PD	ELLE

Client Sample ID: Trip Blank

Lab Sample ID: 410-34515-13

Date Collected: 03/30/21 00:00
Matrix: Water
Date Received: 04/02/21 13:51

Prep Type	Batch Type	Batch Method	Run	Dilution Factor	Batch Number	Prepared or Analyzed	Analyst	Lab
Total/NA	Analysis	8260C		1	112622	04/09/21 11:11	LCW8	ELLE
Total/NA	Analysis	NWTPH-Gx		1	113367	04/12/21 15:57	JJT8	ELLE

Laboratory References:

ELLE = Eurofins Lancaster Laboratories Env, LLC, 2425 New Holland Pike, Lancaster, PA 17601, TEL (717)656-2300

Accreditation/Certification Summary

Client: GHD Inc.
Project/Site: P66 N Market Street

Job ID: 410-34515-1

Laboratory: Eurofins Lancaster Laboratories Env, LLC

Unless otherwise noted, all analytes for this laboratory were covered under each accreditation/certification below.

Authority	Program	Identification Number	Expiration Date
Washington	State	C457	04-12-22

The following analytes are included in this report, but the laboratory is not certified by the governing authority. This list may include analytes for which the agency does not offer certification.

Analysis Method	Prep Method	Matrix	Analyte
6020A	3005A	Groundwater	Arsenic
8260C		Groundwater	Benzene
8260C		Groundwater	Ethylbenzene
8260C		Groundwater	Toluene
8260C		Groundwater	Xylenes, Total
8260C		Water	Benzene
8260C		Water	Ethylbenzene
8260C		Water	Toluene
8260C		Water	Xylenes, Total
NWTPH-Dx	3510C	Groundwater	C12-C24
NWTPH-Gx		Groundwater	C7-C12 (1C)
NWTPH-Gx		Water	C7-C12 (1C)

Method Summary

Client: GHD Inc.
Project/Site: P66 N Market Street

Job ID: 410-34515-1

Method	Method Description	Protocol	Laboratory
8260C	Volatile Organic Compounds by GC/MS	SW846	ELLE
NWTPH-Gx	Northwest - Volatile Petroleum Products (GC)	NWTPH	ELLE
NWTPH-Dx	Northwest - Semi-Volatile Petroleum Products (GC)	NWTPH	ELLE
6010D	Metals (ICP)	SW846	ELLE
6020A	Metals (ICP/MS)	SW846	ELLE
3005A	Preparation, Total Recoverable or Dissolved Metals	SW846	ELLE
3510C	Liquid-Liquid Extraction (Separatory Funnel)	SW846	ELLE
5030C	Purge and Trap	SW846	ELLE

Protocol References:

NWTPH = Northwest Total Petroleum Hydrocarbon

SW846 = "Test Methods For Evaluating Solid Waste, Physical/Chemical Methods", Third Edition, November 1986 And Its Updates.

Laboratory References:

ELLE = Eurofins Lancaster Laboratories Env, LLC, 2425 New Holland Pike, Lancaster, PA 17601, TEL (717)656-2300

Sample Summary

Client: GHD Inc.
Project/Site: P66 N Market Street

Job ID: 410-34515-1

Lab Sample ID	Client Sample ID	Matrix	Collected	Received	Asset ID
410-34515-1	GW-11221597-033021-NA-NM11	Groundwater	03/30/21 09:34	04/02/21 13:51	
410-34515-2	GW-11221597-033021-NA-NM22	Groundwater	03/30/21 16:13	04/02/21 13:51	
410-34515-3	GW-11221597-033021-NA-NM31	Groundwater	03/30/21 12:52	04/02/21 13:51	
410-34515-4	GW-11221597-033021-NA-NM32	Groundwater	03/30/21 11:42	04/02/21 13:51	
410-34515-5	GW-11221597-033021-NA-NM33	Groundwater	03/30/21 10:24	04/02/21 13:51	
410-34515-6	GW-11221597-033021-NA-NM34	Groundwater	03/30/21 13:57	04/02/21 13:51	
410-34515-7	GW-11221597-033121-NA-NM13	Groundwater	03/31/21 14:44	04/02/21 13:51	
410-34515-8	GW-11221597-033121-NA-NM4	Groundwater	03/31/21 15:41	04/02/21 13:51	
410-34515-9	GW-11221597-040121-NA-NM18	Groundwater	04/01/21 10:06	04/02/21 13:51	
410-34515-10	GW-11221597-040121-NA-NM3	Groundwater	04/01/21 08:37	04/02/21 13:51	
410-34515-11	GW-11221597-040121-NA-DUP 1	Groundwater	04/01/21 10:08	04/02/21 13:51	
410-34515-12	GW-11221597-040121-NA-NM24	Groundwater	04/01/21 11:21	04/02/21 13:51	
410-34515-13	Trip Blank	Water	03/30/21 00:00	04/02/21 13:51	

410-34515 Chain of Custody

Chain of Custody Record

eurofins | Environment Testing America

Sampler: N. Adamowski	Lab PM: Moeller, Megan	Carrier Tracking No(s):	COC No: 410-16965-5998.1
Phone: 425 563 6516	E-Mail: Megan.Moeller@eurofinset.com	State of Origin: WA	Page: Page 1 of 2
Moshghan Mansoori			
Company: GHD Services Inc.	PWSID:		Job #: 11221597
Address: 20818 44th Ave W Suite 190	Due Date Requested:		
City: Lynnwood	TAT Requested (days): Standard		
State, Zip: WA, 98036	Compliance Project: Δ Yes Δ No		
Phone: 425 563 6516	PO #: Purchase Order Requested		
Email: Moshghan.Mansoori@ghd.com	WO #:		
Project Name: P66 N Market Street	Project #: 41001970		
Site: P66 Spokane	SSOW#:		

Analysis Requested

Preservation Codes:

A - HCL, B - NaOH, C - Zn Acetate, D - Nitric Acid, E - NaHSO4, F - MeOH, G - Amchlor, H - Ascorbic Acid, I - Ice, J - DI Water, K - EDTA, L - EDA, M - Hexane, N - None, O - AsNaO2, P - Na2O4S, Q - Na2SO3, R - Na2S2O3, S - H2SO4, T - TSP Dodecahydrate, U - Acetone, V - MCAA, W - pH 4-5, Z - other (specify)

Other:

Sample Identification	Sample Date	Sample Time	Sample Type (C=comp, G=grab)	Matrix (W=water, S=solid, O=waste/oil, BT=Tissue, A=Air)	Field Filtered Sample (Yes or No)	Perform MS/MSD (Yes or No)	6010D, 6020A	NWTPH_Dx - NWTPH-Dx	8260C - BTEX Volatiles (Total Xylenes)	NWTPH_Gx - NWTPH-Gx	Total Number of containers	Special Instructions/Note:
			Preservation Code:				D	A	A	A		
GW-11221597-033021-NA-NM11	3.30.21	0934	G	Water			X	X	X	X	9	
- NM22		1613		Water			X	X	X	X		
- NM31		1252		Water			X	X	X	X		
- NM32		1142		Water			X	X	X	X		
- NM33		1024		Water			X	X	X	X		
- NM34		1357		Water			X	X	X	X		
-033121 - NM13	3.31.21	1444		Water			X	X	X	X		
- NM4		1541		Water			X	X	X	X		
-040121 - NM18	4.1.21	1006		Water			X	X	X	X		
- NM3		0837		Water			X	X	X	X		
- DUP1		1009		Water			X	X	X	X		
- NM24		1521										

Possible Hazard Identification

☐ Non-Hazard ☐ Flammable ☐ Skin Irritant ☐ Poison B ☐ Unknown ☐ Radiological

Sample Disposal (A fee may be assessed if samples are retained longer than 1 month)

☐ Return To Client ☐ Disposal By Lab ☐ Archive For _____ Months

Deliverable Requested: I, II, III, IV, Other (specify)

Special Instructions/QC Requirements:

Empty Kit Relinquished by:	Date:	Time:	Method of Shipment:

Relinquished by	Date/Time	Company	Received by	Date/Time	Company
[signature]	4.1.21 1200	GHD			
			[signature]	4/2/21 1351	ENE

Custody Seals Intact: Δ Yes Δ No

Custody Seal No.:

Cooler Temperature(s) °C and Other Remarks: 3.9

Ver: 11/01/2020

4/13/2021

410-34515-02 Chain of Custody

Chain of Custody Record

eurofins | Environment Testing America

Sampler: N. Adamowski	Lab PM: Moeller, Megan	Carrier Tracking No(s):	COC No: 410-16965-5998.2
Client Contact: Moshghan Mansoori	Phone: 425.563.6516	E-Mail: Megan.Moeller@eurofinset.com	State of Origin: WA	Page: Page 2 of 2
Company: GHD Services Inc.	PWSID:		Job #: 11221597
Address: 20818 44th Ave W Suite 190	Due Date Requested:		
City: Lynnwood	TAT Requested (days): Standard		
State, Zip: WA, 98036	Compliance Project: Δ Yes Δ No		
Phone: 425.563.6516	PO #: Purchase Order Requested		
Email: Moshghan.Mansoori@ghd.com	WO #:		
Project Name: P66 N Market Street	Project #: 41001970		
Site: P66 Spokane	SSOW#:		

Analysis Requested

Preservation Codes:
A - HCL, B - NaOH, C - Zn Acetate, D - Nitric Acid, E - NaHSO4, F - MeOH, G - Amchlor, H - Ascorbic Acid, I - Ice, J - DI Water, K - EDTA, L - EDA
M - Hexane, N - None, O - AsNaO2, P - Na2O4S, Q - Na2SO3, R - Na2S2O3, S - H2SO4, T - TSP Dodecahydrate, U - Acetone, V - MCAA, W - pH 4-5, Z - other (specify)
Other:

Sample Identification	Sample Date	Sample Time	Sample Type (C=comp, G=grab)	Matrix (W=water, S=solid, O=waste/oil, BT=Tissue, A=Air)	Field Filtered Sample (Yes or No)	Perform MS/MSD (Yes or No)	6010D, 6020A	NWTPH_Dx - NWTPH-Dx	8260C - BTEX Volatiles (Total Xylenes)	NWTPH_Gx - NWTPH-Gx	Total Number of containers	Special Instructions/Note:
			Preservation Code:				D	A	A	A		
GW-11221597.033021-NA-NM11	3.30.21	0934	G	Water			X	X	X	X	9	
-NM22		1613		Water			X	X	X	X		
-NM31		1252					X	X	X	X		
-NM32		1142					X	X	X	X		
-NM33		1024					X	X	X	X		
-NM34		1357					X	X	X	X		
-033121 -NM13	3.31.21	1444					X	X	X	X		
-NM14		1541					X	X	X	X		
-040121 -NM18	4.1.21	1006					X	X	X	X		
-NM3		0837					X	X	X	X		
-DUP 1		10-8										
-NM24		1121					X	X	X	X		

Possible Hazard Identification
☐ Non-Hazard ☐ Flammable ☐ Skin Irritant ☐ Poison B ☐ Unknown ☐ Radiological

Sample Disposal (A fee may be assessed if samples are retained longer than 1 month)
☐ Return To Client ☐ Disposal By Lab ☐ Archive For _____ Months

Deliverable Requested: I, II, III, IV, Other (specify)

Special Instructions/QC Requirements:

Empty Kit Relinquished by:	Date:	Time:	Method of Shipment:		
Relinquished by:	Date/Time: 4.1.21 1200	Company GHD	Received by:	Date/Time:	Company
Relinquished by:	Date/Time:	Company	Received by:	Date/Time:	Company
Relinquished by:	Date/Time:	Company	Received by:	Date/Time: 4/5/21 1033	Company EFVE

Custody Seals Intact: Δ Yes Δ No | Custody Seal No.: | Cooler Temperature(s) °C and Other Remarks: 3.9-1.7

Ver: 11/01/2016 4/13/2021

Login Sample Receipt Checklist

Client: GHD Inc.

Job Number: 410-34515-1

Login Number: 34515

List Source: Eurofins Lancaster Laboratories Env

List Number: 1

Creator: Rivera, Tatiana

Question	Answer	Comment
Radioactivity wasn't checked or is </= background as measured by a survey meter.	N/A	
The cooler's custody seal is intact.	True	
The cooler or samples do not appear to have been compromised or tampered with.	True	
Samples were received on ice.	True	
Cooler Temperature is acceptable (</=6C, not frozen).	True	
Cooler Temperature is recorded.	True	
WV: Container Temperature is acceptable (</=6C, not frozen).	N/A	
WV: Container Temperature is recorded.	N/A	
COC is present.	True	
COC is filled out in ink and legible.	True	
COC is filled out with all pertinent information.	True	
There are no discrepancies between the containers received and the COC.	False	Refer to Job Narrative for details.
Samples are received within Holding Time (excluding tests with immediate HTs)	True	
Sample containers have legible labels.	True	
Containers are not broken or leaking.	True	
Sample collection date/times are provided.	True	
Appropriate sample containers are used.	True	
Sample bottles are completely filled.	True	
There is sufficient vol. for all requested analyses.	True	
Multiphasic samples are not present.	True	
Samples do not require splitting or compositing.	N/A	
Is the Field Sampler's name present on COC?	True	
Sample Preservation Verified.	N/A	
Residual Chlorine Checked.	N/A	
Sample custody seals are intact.	N/A	

Login Sample Receipt Checklist

Client: GHD Inc.

Job Number: 410-34515-1

Login Number: 34515
List Number: 2
Creator: Miller, Wesley R

List Source: Eurofins Lancaster Laboratories Env

Question	Answer	Comment
Radioactivity wasn't checked or is </= background as measured by a survey meter.	N/A	
The cooler's custody seal is intact.	True	
The cooler or samples do not appear to have been compromised or tampered with.	True	
Samples were received on ice.	False	Water present in cooler; indicates evidence of melted ice
Cooler Temperature is acceptable (</=6C, not frozen).	False	Cooler temperature outside required temperature criteria.
Cooler Temperature is recorded.	True	
WV: Container Temperature is acceptable (</=6C, not frozen).	N/A	
WV: Container Temperature is recorded.	N/A	
COC is present.	True	
COC is filled out in ink and legible.	True	
COC is filled out with all pertinent information.	True	
There are no discrepancies between the containers received and the COC.	False	Received Trip Blank(s) not listed on COC.
Samples are received within Holding Time (excluding tests with immediate HTs)	True	
Sample containers have legible labels.	True	
Containers are not broken or leaking.	True	
Sample collection date/times are provided.	True	
Appropriate sample containers are used.	True	
Sample bottles are completely filled.	True	
There is sufficient vol. for all requested analyses.	True	
Multiphasic samples are not present.	True	
Samples do not require splitting or compositing.	N/A	
Is the Field Sampler's name present on COC?	True	
Sample Preservation Verified.	N/A	
Residual Chlorine Checked.	N/A	
Sample custody seals are intact.	True	

eurofins | Environment Testing America

ANALYTICAL REPORT

Eurofins Lancaster Laboratories Env, LLC
2425 New Holland Pike
Lancaster, PA 17601
Tel: (717)656-2300

Laboratory Job ID: 410-43970-1
Client Project/Site: P66 N Market Street

For:
GHD Inc.
4550 Kruse Way
Suite 300
Lake Oswego, Oregon 97035

Attn: Jeffrey Cloud

Authorized for release by:
6/28/2021 2:22:32 PM

Megan Moeller, Client Services Group Leader
(717)556-7261
Megan.Moeller@eurofinset.com

LINKS

Review your project results through TotalAccess

Have a Question? Ask The Expert

Visit us at:
www.eurofinsus.com/Env

The test results in this report meet all 2003 NELAC, 2009 TNI, and 2016 TNI requirements for accredited parameters, exceptions are noted in this report. This report may not be reproduced except in full, and with written approval from the laboratory. For questions please contact the Project Manager at the e-mail address or telephone number listed on this page.

This report has been electronically signed and authorized by the signatory. Electronic signature is intended to be the legally binding equivalent of a traditionally handwritten signature.

Results relate only to the items tested and the sample(s) as received by the laboratory.

1
2
3
4
5
6
7
8
9
10
11
12
13
14
15

Analytical test results meet all requirements of the associated regulatory program (e.g., NELAC (TNI), DoD, and ISO 17025) unless otherwise noted under the individual analysis. Data qualifiers are applied to note exceptions. Noncompliant quality control (QC) is further explained in narrative comments.
· QC results that exceed the upper limits and are associated with non-detect samples are qualified but further narration is not required since the bias is high and does not change a non-detect result. Further narration is also not required with QC blank detection when the associated sample concentration is non-detect or more than ten times the level in the blank.
· Matrix QC may not be reported if insufficient sample or site-specific QC samples were not submitted. In these situations, to demonstrate precision and accuracy at a batch level, a LCS/LCSD is performed, unless otherwise specified in the method.
· Surrogate and/or isotope dilution analyte recoveries (if applicable) which are outside of the QC window are confirmed unless attributed to a dilution or otherwise noted in the narrative.
Regulated compliance samples (e.g. SDWA, NPDES) must comply with the associated agency requirements/permits.

Measurement uncertainty values, as applicable, are available upon request.

Test results relate only to the sample tested. Clients should be aware that a critical step in a chemical or microbiological analysis is the collection of the sample. Unless the sample analyzed is truly representative of the bulk of material involved, the test results will be meaningless. If you have questions regarding the proper techniques of collecting samples, please contact us. We cannot be held responsible for sample integrity, however, unless sampling has been performed by a member of our staff. Times are local to the area of activity. Parameters listed in the 40 CFR Part 136 Table II as "analyze immediately" and tested in the laboratory are not performed within 15 minutes of collection.

This report shall not be reproduced except in full, without the written approval of the laboratory.

WARRANTY AND LIMITS OF LIABILITY - In accepting analytical work, we warrant the accuracy of test results for the sample as submitted. The foregoing express warranty is exclusive and is given in lieu of all other warranties, expressed or implied, except as otherwise agreed. We disclaim any other warranties, expressed or implied, including a warranty of fitness for particular purpose and warranty of merchantability. In no event shall Eurofins Lancaster Laboratories Environmental, LLC be liable for indirect, special, consequential, or incidental damages including, but not limited to, damages for loss of profit or goodwill regardless of (A) the negligence (either sole or concurrent) of Eurofins Lancaster Laboratories Environmental and (B) whether Eurofins Lancaster Laboratories Environmental has been informed of the possibility of such damages. We accept no legal responsibility for the purposes for which the client uses the test results. Except as otherwise agreed, no purchase order or other order for work shall be accepted by Eurofins Lancaster Laboratories Environmental which includes any conditions that vary from the Standard Terms and Conditions, and Eurofins Lancaster Laboratories Environmental hereby objects to any conflicting terms contained in any acceptance or order submitted by client.

Megan Moeller
Client Services Group Leader
6/28/2021 2:22:32 PM

Table of Contents

Cover Page 1
Table of Contents 3
Definitions/Glossary 4
Case Narrative 5
Detection Summary 6
Client Sample Results 8
Surrogate Summary 15
QC Sample Results 18
QC Association Summary 22
Lab Chronicle 25
Certification Summary 28
Method Summary 29
Sample Summary 30
Chain of Custody 31
Receipt Checklists 32

Glossary

Abbreviation	These commonly used abbreviations may or may not be present in this report.
¤	Listed under the "D" column to designate that the result is reported on a dry weight basis
%R	Percent Recovery
1C	Result is from the primary column on a dual-column method.
2C	Result is from the confirmation column on a dual-column method.
CFL	Contains Free Liquid
CFU	Colony Forming Unit
CNF	Contains No Free Liquid
DER	Duplicate Error Ratio (normalized absolute difference)
Dil Fac	Dilution Factor
DL	Detection Limit (DoD/DOE)
DL, RA, RE, IN	Indicates a Dilution, Re-analysis, Re-extraction, or additional Initial metals/anion analysis of the sample
DLC	Decision Level Concentration (Radiochemistry)
EDL	Estimated Detection Limit (Dioxin)
LOD	Limit of Detection (DoD/DOE)
LOQ	Limit of Quantitation (DoD/DOE)
MCL	EPA recommended "Maximum Contaminant Level"
MDA	Minimum Detectable Activity (Radiochemistry)
MDC	Minimum Detectable Concentration (Radiochemistry)
MDL	Method Detection Limit
ML	Minimum Level (Dioxin)
MPN	Most Probable Number
MQL	Method Quantitation Limit
NC	Not Calculated
ND	Not Detected at the reporting limit (or MDL or EDL if shown)
NEG	Negative / Absent
POS	Positive / Present
PQL	Practical Quantitation Limit
PRES	Presumptive
QC	Quality Control
RER	Relative Error Ratio (Radiochemistry)
RL	Reporting Limit or Requested Limit (Radiochemistry)
RPD	Relative Percent Difference, a measure of the relative difference between two points
TEF	Toxicity Equivalent Factor (Dioxin)
TEQ	Toxicity Equivalent Quotient (Dioxin)
TNTC	Too Numerous To Count

Job ID: 410-43970-1

Laboratory: Eurofins Lancaster Laboratories Env, LLC

Narrative

Job Narrative
410-43970-1

Receipt
The samples were received on 6/17/2021 10:53 AM. Unless otherwise noted below, the samples arrived in good condition, and, where required, properly preserved and on ice. The temperatures of the 2 coolers at receipt time were 3.8°C and 5.4°C

Receipt Exceptions
A trip blank was submitted for analysis with these samples; however, it was not listed on the Chain of Custody (COC).

GC/MS VOA
No additional analytical or quality issues were noted, other than those described above or in the Definitions/ Glossary page.

GC VOA
No additional analytical or quality issues were noted, other than those described above or in the Definitions/ Glossary page.

GC Semi VOA
No additional analytical or quality issues were noted, other than those described above or in the Definitions/ Glossary page.

Metals
No additional analytical or quality issues were noted, other than those described above or in the Definitions/ Glossary page.

Detection Summary

Client: GHD Inc.
Project/Site: P66 N Market Street

Job ID: 410-43970-1

Client Sample ID: GW-11226525-061521-NA-NM11 — Lab Sample ID: 410-43970-1

Analyte	Result	Qualifier	RL		Unit	Dil Fac	D	Method	Prep Type
C7-C12 (1C)	330		250		ug/L	1		NWTPH-Gx	Total/NA
C12-C24	100		94		ug/L	1		NWTPH-Dx	Total/NA
Manganese	0.18		0.010		mg/L	1		6010D	Total Recoverable
Arsenic	0.011		0.0020		mg/L	1		6020A	Total Recoverable

Client Sample ID: GW-11226525-061521-NA-NM4 — Lab Sample ID: 410-43970-2

Analyte	Result	Qualifier	RL		Unit	Dil Fac	D	Method	Prep Type
C12-C24	110		93		ug/L	1		NWTPH-Dx	Total/NA
Manganese	0.71		0.010		mg/L	1		6010D	Total Recoverable
Arsenic	0.0039		0.0020		mg/L	1		6020A	Total Recoverable

Client Sample ID: GW-11226525-061521-NA-NM33 — Lab Sample ID: 410-43970-3

Analyte	Result	Qualifier	RL		Unit	Dil Fac	D	Method	Prep Type
C12-C24	100		93		ug/L	1		NWTPH-Dx	Total/NA
Manganese	0.024		0.010		mg/L	1		6010D	Total Recoverable

Client Sample ID: GW-11226525-061521-NA-NM31 — Lab Sample ID: 410-43970-4

Analyte	Result	Qualifier	RL		Unit	Dil Fac	D	Method	Prep Type
Manganese	0.032		0.010		mg/L	1		6010D	Total Recoverable
Arsenic	0.0021		0.0020		mg/L	1		6020A	Total Recoverable

Client Sample ID: GW-11226525-061621-NA-NM34 — Lab Sample ID: 410-43970-5

Analyte	Result	Qualifier	RL		Unit	Dil Fac	D	Method	Prep Type
Manganese	0.21		0.010		mg/L	1		6010D	Total Recoverable
Arsenic	0.0021		0.0020		mg/L	1		6020A	Total Recoverable

Client Sample ID: GW-11226525-061621-NA-NM22 — Lab Sample ID: 410-43970-6

Analyte	Result	Qualifier	RL		Unit	Dil Fac	D	Method	Prep Type
C12-C24	170		93		ug/L	1		NWTPH-Dx	Total/NA
Manganese	0.38		0.010		mg/L	1		6010D	Total Recoverable
Arsenic	0.0081		0.0020		mg/L	1		6020A	Total Recoverable

Client Sample ID: GW-11226525-061621-NA-NM32 — Lab Sample ID: 410-43970-7

Analyte	Result	Qualifier	RL		Unit	Dil Fac	D	Method	Prep Type
Manganese	1.4		0.010		mg/L	1		6010D	Total Recoverable
Arsenic	0.016		0.0020		mg/L	1		6020A	Total Recoverable

This Detection Summary does not include radiochemical test results.

Detection Summary

Client: GHD Inc.
Project/Site: P66 N Market Street

Job ID: 410-43970-1

Client Sample ID: GW-11226525-061621-NA-DUP1 — Lab Sample ID: 410-43970-8

Analyte	Result	Qualifier	RL		Unit	Dil Fac	D	Method	Prep Type
C12-C24	140		94		ug/L	1		NWTPH-Dx	Total/NA
Manganese	0.37		0.010		mg/L	1		6010D	Total Recoverable
Arsenic	0.0068		0.0020		mg/L	1		6020A	Total Recoverable

Client Sample ID: Trip Blank — Lab Sample ID: 410-43970-9

No Detections.

This Detection Summary does not include radiochemical test results.

Client Sample ID: GW-11226525-061521-NA-NM11

Lab Sample ID: 410-43970-1

Date Collected: 06/15/21 08:56
Matrix: Groundwater
Date Received: 06/17/21 10:53

Method: 8260C - Volatile Organic Compounds by GC/MS

Analyte	Result	Qualifier	RL	Unit	D	Prepared	Analyzed	Dil Fac
Benzene	<1.0		1.0	ug/L			06/24/21 23:06	1
Ethylbenzene	<1.0		1.0	ug/L			06/24/21 23:06	1
Toluene	<1.0		1.0	ug/L			06/24/21 23:06	1
Xylenes, Total	<1.0		1.0	ug/L			06/24/21 23:06	1

Surrogate	*%Recovery*	*Qualifier*	*Limits*	*Prepared*	*Analyzed*	*Dil Fac*
1,2-Dichloroethane-d4 (Surr)	*107*		*80 - 120*		*06/24/21 23:06*	*1*
4-Bromofluorobenzene (Surr)	*96*		*80 - 120*		*06/24/21 23:06*	*1*
Dibromofluoromethane (Surr)	*99*		*80 - 120*		*06/24/21 23:06*	*1*
Toluene-d8 (Surr)	*100*		*80 - 120*		*06/24/21 23:06*	*1*

Method: NWTPH-Gx - Northwest - Volatile Petroleum Products (GC)

Analyte	Result	Qualifier	RL	Unit	D	Prepared	Analyzed	Dil Fac
C7-C12 (1C)	**330**		250	ug/L			06/21/21 16:07	1

Surrogate	*%Recovery*	*Qualifier*	*Limits*	*Prepared*	*Analyzed*	*Dil Fac*
a,a,a-Trifluorotoluene (fid) (1C)	*117*		*50 - 150*		*06/21/21 16:07*	*1*

Method: NWTPH-Dx - Northwest - Semi-Volatile Petroleum Products (GC)

Analyte	Result	Qualifier	RL	Unit	D	Prepared	Analyzed	Dil Fac
C12-C24	**100**		94	ug/L		06/25/21 01:47	06/25/21 23:30	1
C24-C40	<240		240	ug/L		06/25/21 01:47	06/25/21 23:30	1

Surrogate	*%Recovery*	*Qualifier*	*Limits*	*Prepared*	*Analyzed*	*Dil Fac*
o- terphenyl (Surr)	*83*		*50 - 150*	*06/25/21 01:47*	*06/25/21 23:30*	*1*

Method: 6010D - Metals (ICP) - Total Recoverable

Analyte	Result	Qualifier	RL	Unit	D	Prepared	Analyzed	Dil Fac
Manganese	**0.18**		0.010	mg/L		06/18/21 19:24	06/25/21 12:07	1

Method: 6020A - Metals (ICP/MS) - Total Recoverable

Analyte	Result	Qualifier	RL	Unit	D	Prepared	Analyzed	Dil Fac
Arsenic	**0.011**		0.0020	mg/L		06/21/21 04:20	06/22/21 11:29	1

Client Sample ID: GW-11226525-061521-NA-NM4

Lab Sample ID: 410-43970-2

Date Collected: 06/15/21 10:11
Matrix: Groundwater
Date Received: 06/17/21 10:53

Method: 8260C - Volatile Organic Compounds by GC/MS

Analyte	Result	Qualifier	RL	Unit	D	Prepared	Analyzed	Dil Fac
Benzene	<1.0		1.0	ug/L			06/24/21 23:28	1
Ethylbenzene	<1.0		1.0	ug/L			06/24/21 23:28	1
Toluene	<1.0		1.0	ug/L			06/24/21 23:28	1
Xylenes, Total	<1.0		1.0	ug/L			06/24/21 23:28	1

Surrogate	*%Recovery*	*Qualifier*	*Limits*	*Prepared*	*Analyzed*	*Dil Fac*
1,2-Dichloroethane-d4 (Surr)	*106*		*80 - 120*		*06/24/21 23:28*	*1*
4-Bromofluorobenzene (Surr)	*97*		*80 - 120*		*06/24/21 23:28*	*1*
Dibromofluoromethane (Surr)	*100*		*80 - 120*		*06/24/21 23:28*	*1*
Toluene-d8 (Surr)	*101*		*80 - 120*		*06/24/21 23:28*	*1*

Client Sample Results

Client: GHD Inc.
Project/Site: P66 N Market Street

Job ID: 410-43970-1

Client Sample ID: GW-11226525-061521-NA-NM4

Lab Sample ID: 410-43970-2

Date Collected: 06/15/21 10:11
Date Received: 06/17/21 10:53

Matrix: Groundwater

Method: NWTPH-Gx - Northwest - Volatile Petroleum Products (GC)

Analyte	Result	Qualifier	RL	Unit	D	Prepared	Analyzed	Dil Fac
C7-C12 (1C)	<250		250	ug/L			06/21/21 16:35	1

Surrogate	*%Recovery*	*Qualifier*	*Limits*	*Prepared*	*Analyzed*	*Dil Fac*
a,a,a-Trifluorotoluene (fid) (1C)	*119*		*50 - 150*		*06/21/21 16:35*	*1*

Method: NWTPH-Dx - Northwest - Semi-Volatile Petroleum Products (GC)

Analyte	Result	Qualifier	RL	Unit	D	Prepared	Analyzed	Dil Fac
C12-C24	**110**		93	ug/L		06/25/21 01:47	06/26/21 00:15	1
C24-C40	<230		230	ug/L		06/25/21 01:47	06/26/21 00:15	1

Surrogate	*%Recovery*	*Qualifier*	*Limits*	*Prepared*	*Analyzed*	*Dil Fac*
o- terphenyl (Surr)	*73*		*50 - 150*	*06/25/21 01:47*	*06/26/21 00:15*	*1*

Method: 6010D - Metals (ICP) - Total Recoverable

Analyte	Result	Qualifier	RL	Unit	D	Prepared	Analyzed	Dil Fac
Manganese	**0.71**		0.010	mg/L		06/19/21 05:12	06/25/21 12:44	1

Method: 6020A - Metals (ICP/MS) - Total Recoverable

Analyte	Result	Qualifier	RL	Unit	D	Prepared	Analyzed	Dil Fac
Arsenic	**0.0039**		0.0020	mg/L		06/21/21 04:20	06/22/21 11:33	1

Client Sample ID: GW-11226525-061521-NA-NM33

Lab Sample ID: 410-43970-3

Date Collected: 06/15/21 11:24
Date Received: 06/17/21 10:53

Matrix: Groundwater

Method: 8260C - Volatile Organic Compounds by GC/MS

Analyte	Result	Qualifier	RL	Unit	D	Prepared	Analyzed	Dil Fac
Benzene	<1.0		1.0	ug/L			06/24/21 23:50	1
Ethylbenzene	<1.0		1.0	ug/L			06/24/21 23:50	1
Toluene	<1.0		1.0	ug/L			06/24/21 23:50	1
Xylenes, Total	<1.0		1.0	ug/L			06/24/21 23:50	1

Surrogate	*%Recovery*	*Qualifier*	*Limits*	*Prepared*	*Analyzed*	*Dil Fac*
1,2-Dichloroethane-d4 (Surr)	*106*		*80 - 120*		*06/24/21 23:50*	*1*
4-Bromofluorobenzene (Surr)	*96*		*80 - 120*		*06/24/21 23:50*	*1*
Dibromofluoromethane (Surr)	*100*		*80 - 120*		*06/24/21 23:50*	*1*
Toluene-d8 (Surr)	*100*		*80 - 120*		*06/24/21 23:50*	*1*

Method: NWTPH-Gx - Northwest - Volatile Petroleum Products (GC)

Analyte	Result	Qualifier	RL	Unit	D	Prepared	Analyzed	Dil Fac
C7-C12 (1C)	<250		250	ug/L			06/21/21 17:04	1

Surrogate	*%Recovery*	*Qualifier*	*Limits*	*Prepared*	*Analyzed*	*Dil Fac*
a,a,a-Trifluorotoluene (fid) (1C)	*113*		*50 - 150*		*06/21/21 17:04*	*1*

Method: NWTPH-Dx - Northwest - Semi-Volatile Petroleum Products (GC)

Analyte	Result	Qualifier	RL	Unit	D	Prepared	Analyzed	Dil Fac
C12-C24	**100**		93	ug/L		06/25/21 01:47	06/26/21 00:37	1
C24-C40	<230		230	ug/L		06/25/21 01:47	06/26/21 00:37	1

Surrogate	*%Recovery*	*Qualifier*	*Limits*	*Prepared*	*Analyzed*	*Dil Fac*
o- terphenyl (Surr)	*76*		*50 - 150*	*06/25/21 01:47*	*06/26/21 00:37*	*1*

Client Sample Results

Client: GHD Inc.
Project/Site: P66 N Market Street

Job ID: 410-43970-1

Client Sample ID: GW-11226525-061521-NA-NM33

Lab Sample ID: 410-43970-3

Date Collected: 06/15/21 11:24
Date Received: 06/17/21 10:53

Matrix: Groundwater

Method: 6010D - Metals (ICP) - Total Recoverable

Analyte	Result	Qualifier	RL	Unit	D	Prepared	Analyzed	Dil Fac
Manganese	**0.024**		0.010	mg/L		06/21/21 04:58	06/24/21 06:29	1

Method: 6020A - Metals (ICP/MS) - Total Recoverable

Analyte	Result	Qualifier	RL	Unit	D	Prepared	Analyzed	Dil Fac
Arsenic	<0.0020		0.0020	mg/L		06/21/21 04:20	06/22/21 11:46	1

Client Sample ID: GW-11226525-061521-NA-NM31

Lab Sample ID: 410-43970-4

Date Collected: 06/15/21 14:29
Date Received: 06/17/21 10:53

Matrix: Groundwater

Method: 8260C - Volatile Organic Compounds by GC/MS

Analyte	Result	Qualifier	RL	Unit	D	Prepared	Analyzed	Dil Fac
Benzene	<1.0		1.0	ug/L			06/25/21 00:13	1
Ethylbenzene	<1.0		1.0	ug/L			06/25/21 00:13	1
Toluene	<1.0		1.0	ug/L			06/25/21 00:13	1
Xylenes, Total	<1.0		1.0	ug/L			06/25/21 00:13	1

Surrogate	*%Recovery*	*Qualifier*	*Limits*	*Prepared*	*Analyzed*	*Dil Fac*
1,2-Dichloroethane-d4 (Surr)	*108*		*80 - 120*		*06/25/21 00:13*	*1*
4-Bromofluorobenzene (Surr)	*95*		*80 - 120*		*06/25/21 00:13*	*1*
Dibromofluoromethane (Surr)	*98*		*80 - 120*		*06/25/21 00:13*	*1*
Toluene-d8 (Surr)	*99*		*80 - 120*		*06/25/21 00:13*	*1*

Method: NWTPH-Gx - Northwest - Volatile Petroleum Products (GC)

Analyte	Result	Qualifier	RL	Unit	D	Prepared	Analyzed	Dil Fac
C7-C12 (1C)	<250		250	ug/L			06/21/21 17:33	1

Surrogate	*%Recovery*	*Qualifier*	*Limits*	*Prepared*	*Analyzed*	*Dil Fac*
a,a,a-Trifluorotoluene (fid) (1C)	*116*		*50 - 150*		*06/21/21 17:33*	*1*

Method: NWTPH-Dx - Northwest - Semi-Volatile Petroleum Products (GC)

Analyte	Result	Qualifier	RL	Unit	D	Prepared	Analyzed	Dil Fac
C12-C24	<99		99	ug/L		06/25/21 01:47	06/26/21 01:00	1
C24-C40	<250		250	ug/L		06/25/21 01:47	06/26/21 01:00	1

Surrogate	*%Recovery*	*Qualifier*	*Limits*	*Prepared*	*Analyzed*	*Dil Fac*
o- terphenyl (Surr)	*81*		*50 - 150*	*06/25/21 01:47*	*06/26/21 01:00*	*1*

Method: 6010D - Metals (ICP) - Total Recoverable

Analyte	Result	Qualifier	RL	Unit	D	Prepared	Analyzed	Dil Fac
Manganese	**0.032**		0.010	mg/L		06/19/21 05:12	06/25/21 12:41	1

Method: 6020A - Metals (ICP/MS) - Total Recoverable

Analyte	Result	Qualifier	RL	Unit	D	Prepared	Analyzed	Dil Fac
Arsenic	**0.0021**		0.0020	mg/L		06/21/21 04:20	06/22/21 11:35	1

Client Sample ID: GW-11226525-061621-NA-NM34

Lab Sample ID: 410-43970-5

Date Collected: 06/16/21 09:28

Matrix: Groundwater

Date Received: 06/17/21 10:53

Method: 8260C - Volatile Organic Compounds by GC/MS

Analyte	Result	Qualifier	RL	Unit	D	Prepared	Analyzed	Dil Fac
Benzene	<1.0		1.0	ug/L			06/25/21 00:35	1
Ethylbenzene	<1.0		1.0	ug/L			06/25/21 00:35	1
Toluene	<1.0		1.0	ug/L			06/25/21 00:35	1
Xylenes, Total	<1.0		1.0	ug/L			06/25/21 00:35	1

Surrogate	*%Recovery*	*Qualifier*	*Limits*	*Prepared*	*Analyzed*	*Dil Fac*
1,2-Dichloroethane-d4 (Surr)	*107*		*80 - 120*		*06/25/21 00:35*	*1*
4-Bromofluorobenzene (Surr)	*97*		*80 - 120*		*06/25/21 00:35*	*1*
Dibromofluoromethane (Surr)	*101*		*80 - 120*		*06/25/21 00:35*	*1*
Toluene-d8 (Surr)	*100*		*80 - 120*		*06/25/21 00:35*	*1*

Method: NWTPH-Gx - Northwest - Volatile Petroleum Products (GC)

Analyte	Result	Qualifier	RL	Unit	D	Prepared	Analyzed	Dil Fac
C7-C12 (1C)	<250		250	ug/L			06/21/21 18:01	1

Surrogate	*%Recovery*	*Qualifier*	*Limits*	*Prepared*	*Analyzed*	*Dil Fac*
a,a,a-Trifluorotoluene (fid) (1C)	*119*		*50 - 150*		*06/21/21 18:01*	*1*

Method: NWTPH-Dx - Northwest - Semi-Volatile Petroleum Products (GC)

Analyte	Result	Qualifier	RL	Unit	D	Prepared	Analyzed	Dil Fac
C12-C24	<92		92	ug/L		06/25/21 01:47	06/26/21 01:23	1
C24-C40	<230		230	ug/L		06/25/21 01:47	06/26/21 01:23	1

Surrogate	*%Recovery*	*Qualifier*	*Limits*	*Prepared*	*Analyzed*	*Dil Fac*
o- terphenyl (Surr)	*84*		*50 - 150*	*06/25/21 01:47*	*06/26/21 01:23*	*1*

Method: 6010D - Metals (ICP) - Total Recoverable

Analyte	Result	Qualifier	RL	Unit	D	Prepared	Analyzed	Dil Fac
Manganese	**0.21**		0.010	mg/L		06/18/21 19:24	06/25/21 12:10	1

Method: 6020A - Metals (ICP/MS) - Total Recoverable

Analyte	Result	Qualifier	RL	Unit	D	Prepared	Analyzed	Dil Fac
Arsenic	**0.0021**		0.0020	mg/L		06/21/21 04:20	06/22/21 11:31	1

Client Sample ID: GW-11226525-061621-NA-NM22

Lab Sample ID: 410-43970-6

Date Collected: 06/16/21 10:40

Matrix: Groundwater

Date Received: 06/17/21 10:53

Method: 8260C - Volatile Organic Compounds by GC/MS

Analyte	Result	Qualifier	RL	Unit	D	Prepared	Analyzed	Dil Fac
Benzene	<1.0		1.0	ug/L			06/25/21 00:58	1
Ethylbenzene	<1.0		1.0	ug/L			06/25/21 00:58	1
Toluene	<1.0		1.0	ug/L			06/25/21 00:58	1
Xylenes, Total	<1.0		1.0	ug/L			06/25/21 00:58	1

Surrogate	*%Recovery*	*Qualifier*	*Limits*	*Prepared*	*Analyzed*	*Dil Fac*
1,2-Dichloroethane-d4 (Surr)	*106*		*80 - 120*		*06/25/21 00:58*	*1*
4-Bromofluorobenzene (Surr)	*96*		*80 - 120*		*06/25/21 00:58*	*1*
Dibromofluoromethane (Surr)	*99*		*80 - 120*		*06/25/21 00:58*	*1*
Toluene-d8 (Surr)	*100*		*80 - 120*		*06/25/21 00:58*	*1*

Client Sample Results

Client: GHD Inc.
Project/Site: P66 N Market Street

Job ID: 410-43970-1

Client Sample ID: GW-11226525-061621-NA-NM22

Lab Sample ID: 410-43970-6

Date Collected: 06/16/21 10:40
Date Received: 06/17/21 10:53

Matrix: Groundwater

Method: NWTPH-Gx - Northwest - Volatile Petroleum Products (GC)

Analyte	Result	Qualifier	RL	Unit	D	Prepared	Analyzed	Dil Fac
C7-C12 (1C)	<250		250	ug/L			06/21/21 18:30	1

Surrogate	*%Recovery*	*Qualifier*	*Limits*	*Prepared*	*Analyzed*	*Dil Fac*
a,a,a-Trifluorotoluene (fid) (1C)	*119*		*50 - 150*		*06/21/21 18:30*	*1*

Method: NWTPH-Dx - Northwest - Semi-Volatile Petroleum Products (GC)

Analyte	Result	Qualifier	RL	Unit	D	Prepared	Analyzed	Dil Fac
C12-C24	**170**		93	ug/L		06/25/21 01:47	06/26/21 01:45	1
C24-C40	<230		230	ug/L		06/25/21 01:47	06/26/21 01:45	1

Surrogate	*%Recovery*	*Qualifier*	*Limits*	*Prepared*	*Analyzed*	*Dil Fac*
o- terphenyl (Surr)	*82*		*50 - 150*	*06/25/21 01:47*	*06/26/21 01:45*	*1*

Method: 6010D - Metals (ICP) - Total Recoverable

Analyte	Result	Qualifier	RL	Unit	D	Prepared	Analyzed	Dil Fac
Manganese	**0.38**		0.010	mg/L		06/18/21 19:24	06/25/21 12:26	1

Method: 6020A - Metals (ICP/MS) - Total Recoverable

Analyte	Result	Qualifier	RL	Unit	D	Prepared	Analyzed	Dil Fac
Arsenic	**0.0081**		0.0020	mg/L		06/21/21 04:20	06/22/21 11:37	1

Client Sample ID: GW-11226525-061621-NA-NM32

Lab Sample ID: 410-43970-7

Date Collected: 06/16/21 12:33
Date Received: 06/17/21 10:53

Matrix: Groundwater

Method: 8260C - Volatile Organic Compounds by GC/MS

Analyte	Result	Qualifier	RL	Unit	D	Prepared	Analyzed	Dil Fac
Benzene	<1.0		1.0	ug/L			06/25/21 01:20	1
Ethylbenzene	<1.0		1.0	ug/L			06/25/21 01:20	1
Toluene	<1.0		1.0	ug/L			06/25/21 01:20	1
Xylenes, Total	<1.0		1.0	ug/L			06/25/21 01:20	1

Surrogate	*%Recovery*	*Qualifier*	*Limits*	*Prepared*	*Analyzed*	*Dil Fac*
1,2-Dichloroethane-d4 (Surr)	*107*		*80 - 120*		*06/25/21 01:20*	*1*
4-Bromofluorobenzene (Surr)	*96*		*80 - 120*		*06/25/21 01:20*	*1*
Dibromofluoromethane (Surr)	*100*		*80 - 120*		*06/25/21 01:20*	*1*
Toluene-d8 (Surr)	*100*		*80 - 120*		*06/25/21 01:20*	*1*

Method: NWTPH-Gx - Northwest - Volatile Petroleum Products (GC)

Analyte	Result	Qualifier	RL	Unit	D	Prepared	Analyzed	Dil Fac
C7-C12 (1C)	<250		250	ug/L			06/21/21 18:59	1

Surrogate	*%Recovery*	*Qualifier*	*Limits*	*Prepared*	*Analyzed*	*Dil Fac*
a,a,a-Trifluorotoluene (fid) (1C)	*113*		*50 - 150*		*06/21/21 18:59*	*1*

Method: NWTPH-Dx - Northwest - Semi-Volatile Petroleum Products (GC)

Analyte	Result	Qualifier	RL	Unit	D	Prepared	Analyzed	Dil Fac
C12-C24	<93		93	ug/L		06/25/21 01:47	06/26/21 02:08	1
C24-C40	<230		230	ug/L		06/25/21 01:47	06/26/21 02:08	1

Surrogate	*%Recovery*	*Qualifier*	*Limits*	*Prepared*	*Analyzed*	*Dil Fac*
o- terphenyl (Surr)	*73*		*50 - 150*	*06/25/21 01:47*	*06/26/21 02:08*	*1*

Client Sample Results

Client: GHD Inc.
Project/Site: P66 N Market Street

Job ID: 410-43970-1

Client Sample ID: GW-11226525-061621-NA-NM32

Lab Sample ID: 410-43970-7

Date Collected: 06/16/21 12:33
Date Received: 06/17/21 10:53

Matrix: Groundwater

Method: 6010D - Metals (ICP) - Total Recoverable

Analyte	Result	Qualifier	RL	Unit	D	Prepared	Analyzed	Dil Fac
Manganese	1.4		0.010	mg/L		06/21/21 04:58	06/24/21 06:33	1

Method: 6020A - Metals (ICP/MS) - Total Recoverable

Analyte	Result	Qualifier	RL	Unit	D	Prepared	Analyzed	Dil Fac
Arsenic	0.016		0.0020	mg/L		06/21/21 04:20	06/22/21 11:41	1

Client Sample ID: GW-11226525-061621-NA-DUP1

Lab Sample ID: 410-43970-8

Date Collected: 06/16/21 10:40
Date Received: 06/17/21 10:53

Matrix: Groundwater

Method: 8260C - Volatile Organic Compounds by GC/MS

Analyte	Result	Qualifier	RL	Unit	D	Prepared	Analyzed	Dil Fac
Benzene	<1.0		1.0	ug/L			06/25/21 01:42	1
Ethylbenzene	<1.0		1.0	ug/L			06/25/21 01:42	1
Toluene	<1.0		1.0	ug/L			06/25/21 01:42	1
Xylenes, Total	<1.0		1.0	ug/L			06/25/21 01:42	1

Surrogate	*%Recovery*	*Qualifier*	*Limits*	*Prepared*	*Analyzed*	*Dil Fac*
1,2-Dichloroethane-d4 (Surr)	*105*		*80 - 120*		*06/25/21 01:42*	*1*
4-Bromofluorobenzene (Surr)	*94*		*80 - 120*		*06/25/21 01:42*	*1*
Dibromofluoromethane (Surr)	*100*		*80 - 120*		*06/25/21 01:42*	*1*
Toluene-d8 (Surr)	*100*		*80 - 120*		*06/25/21 01:42*	*1*

Method: NWTPH-Gx - Northwest - Volatile Petroleum Products (GC)

Analyte	Result	Qualifier	RL	Unit	D	Prepared	Analyzed	Dil Fac
C7-C12 (1C)	<250		250	ug/L			06/21/21 19:27	1

Surrogate	*%Recovery*	*Qualifier*	*Limits*	*Prepared*	*Analyzed*	*Dil Fac*
a,a,a-Trifluorotoluene (fid) (1C)	*120*		*50 - 150*		*06/21/21 19:27*	*1*

Method: NWTPH-Dx - Northwest - Semi-Volatile Petroleum Products (GC)

Analyte	Result	Qualifier	RL	Unit	D	Prepared	Analyzed	Dil Fac
C12-C24	140		94	ug/L		06/25/21 01:47	06/26/21 02:31	1
C24-C40	<230		230	ug/L		06/25/21 01:47	06/26/21 02:31	1

Surrogate	*%Recovery*	*Qualifier*	*Limits*	*Prepared*	*Analyzed*	*Dil Fac*
o- terphenyl (Surr)	*70*		*50 - 150*	*06/25/21 01:47*	*06/26/21 02:31*	*1*

Method: 6010D - Metals (ICP) - Total Recoverable

Analyte	Result	Qualifier	RL	Unit	D	Prepared	Analyzed	Dil Fac
Manganese	0.37		0.010	mg/L		06/19/21 05:12	06/25/21 12:38	1

Method: 6020A - Metals (ICP/MS) - Total Recoverable

Analyte	Result	Qualifier	RL	Unit	D	Prepared	Analyzed	Dil Fac
Arsenic	0.0068		0.0020	mg/L		06/21/21 04:20	06/22/21 11:39	1

Client Sample Results

Client: GHD Inc.
Project/Site: P66 N Market Street

Job ID: 410-43970-1

Client Sample ID: Trip Blank

Lab Sample ID: 410-43970-9

Date Collected: 06/15/21 00:00
Date Received: 06/17/21 10:53

Matrix: Water

Method: 8260C - Volatile Organic Compounds by GC/MS

Analyte	Result	Qualifier	RL		Unit	D	Prepared	Analyzed	Dil Fac
Benzene	<1.0		1.0		ug/L			06/24/21 22:43	1
Ethylbenzene	<1.0		1.0		ug/L			06/24/21 22:43	1
Toluene	<1.0		1.0		ug/L			06/24/21 22:43	1
Xylenes, Total	<1.0		1.0		ug/L			06/24/21 22:43	1

Surrogate	*%Recovery*	*Qualifier*	*Limits*	*Prepared*	*Analyzed*	*Dil Fac*
1,2-Dichloroethane-d4 (Surr)	*106*		*80 - 120*		*06/24/21 22:43*	*1*
4-Bromofluorobenzene (Surr)	*97*		*80 - 120*		*06/24/21 22:43*	*1*
Dibromofluoromethane (Surr)	*101*		*80 - 120*		*06/24/21 22:43*	*1*
Toluene-d8 (Surr)	*100*		*80 - 120*		*06/24/21 22:43*	*1*

Method: NWTPH-Gx - Northwest - Volatile Petroleum Products (GC)

Analyte	Result	Qualifier	RL		Unit	D	Prepared	Analyzed	Dil Fac
C7-C12 (1C)	<250		250		ug/L			06/21/21 15:38	1

Surrogate	*%Recovery*	*Qualifier*	*Limits*	*Prepared*	*Analyzed*	*Dil Fac*
a,a,a-Trifluorotoluene (fid) (1C)	*117*		*50 - 150*		*06/21/21 15:38*	*1*

Surrogate Summary

Client: GHD Inc.
Project/Site: P66 N Market Street

Job ID: 410-43970-1

Method: 8260C - Volatile Organic Compounds by GC/MS

Matrix: Groundwater **Prep Type: Total/NA**

		Percent Surrogate Recovery (Acceptance Limits)			
		DCA	BFB	DBFM	TOL
Lab Sample ID	Client Sample ID	(80-120)	(80-120)	(80-120)	(80-120)
410-43970-1	GW-11226525-061521-NA-NM11	107	96	99	100
410-43970-2	GW-11226525-061521-NA-NM 4	106	97	100	101
410-43970-3	GW-11226525-061521-NA-NM 33	106	96	100	100
410-43970-4	GW-11226525-061521-NA-NM 31	108	95	98	99
410-43970-5	GW-11226525-061621-NA-NM 34	107	97	101	100
410-43970-6	GW-11226525-061621-NA-NM 22	106	96	99	100
410-43970-7	GW-11226525-061621-NA-NM 32	107	96	100	100
410-43970-8	GW-11226525-061621-NA-DUP 1	105	94	100	100

Surrogate Legend

DCA = 1,2-Dichloroethane-d4 (Surr)
BFB = 4-Bromofluorobenzene (Surr)
DBFM = Dibromofluoromethane (Surr)
TOL = Toluene-d8 (Surr)

Method: 8260C - Volatile Organic Compounds by GC/MS

Matrix: Water **Prep Type: Total/NA**

		Percent Surrogate Recovery (Acceptance Limits)			
		DCA	BFB	DBFM	TOL
Lab Sample ID	Client Sample ID	(80-120)	(80-120)	(80-120)	(80-120)
410-43970-9	Trip Blank	106	97	101	100
LCS 410-141863/4	Lab Control Sample	106	98	99	100
LCSD 410-141863/5	Lab Control Sample Dup	106	98	100	101
MB 410-141863/7	Method Blank	105	94	98	100

Surrogate Legend

DCA = 1,2-Dichloroethane-d4 (Surr)
BFB = 4-Bromofluorobenzene (Surr)
DBFM = Dibromofluoromethane (Surr)
TOL = Toluene-d8 (Surr)

Method: NWTPH-Gx - Northwest - Volatile Petroleum Products (GC)

Matrix: Groundwater **Prep Type: Total/NA**

		Percent Surrogate Recovery (Acceptance Limits)
		TFT-F1
Lab Sample ID	Client Sample ID	(50-150)
410-43970-1	GW-11226525-061521-NA-NM11	117
410-43970-2	GW-11226525-061521-NA-NM 4	119
410-43970-3	GW-11226525-061521-NA-NM 33	113
410-43970-4	GW-11226525-061521-NA-NM 31	116
410-43970-5	GW-11226525-061621-NA-NM 34	119

Surrogate Summary

Client: GHD Inc.
Project/Site: P66 N Market Street

Job ID: 410-43970-1

Method: NWTPH-Gx - Northwest - Volatile Petroleum Products (GC) (Continued)

Matrix: Groundwater **Prep Type: Total/NA**

Lab Sample ID	Client Sample ID	TFT-F1 (50-150)
410-43970-6	GW-11226525-061621-NA-NM22	119
410-43970-7	GW-11226525-061621-NA-NM 32	113
410-43970-8	GW-11226525-061621-NA-DUP 1	120

Percent Surrogate Recovery (Acceptance Limits)

Surrogate Legend

TFT-F = a,a,a-Trifluorotoluene (fid)

Method: NWTPH-Gx - Northwest - Volatile Petroleum Products (GC)

Matrix: Water **Prep Type: Total/NA**

Lab Sample ID	Client Sample ID	TFT-F1 (50-150)
410-43970-9	Trip Blank	117
LCS 410-140121/5	Lab Control Sample	116
LCSD 410-140121/6	Lab Control Sample Dup	113
MB 410-140121/4	Method Blank	116

Percent Surrogate Recovery (Acceptance Limits)

Surrogate Legend

TFT-F = a,a,a-Trifluorotoluene (fid)

Method: NWTPH-Dx - Northwest - Semi-Volatile Petroleum Products (GC)

Matrix: Groundwater **Prep Type: Total/NA**

Lab Sample ID	Client Sample ID	OTP (50-150)
410-43970-1	GW-11226525-061521-NA-NM11	83
410-43970-1 DU	GW-11226525-061521-NA-NM1 1	76
410-43970-2	GW-11226525-061521-NA-NM 4	73
410-43970-3	GW-11226525-061521-NA-NM 33	76
410-43970-4	GW-11226525-061521-NA-NM 31	81
410-43970-5	GW-11226525-061621-NA-NM 34	84
410-43970-6	GW-11226525-061621-NA-NM 22	82
410-43970-7	GW-11226525-061621-NA-NM 32	73
410-43970-8	GW-11226525-061621-NA-DUP 1	70

Percent Surrogate Recovery (Acceptance Limits)

Surrogate Legend

OTP = o- terphenyl (Surr)

Surrogate Summary

Client: GHD Inc.
Job ID: 410-43970-1
Project/Site: P66 N Market Street

Method: NWTPH-Dx - Northwest - Semi-Volatile Petroleum Products (GC)

Matrix: Water **Prep Type: Total/NA**

		Percent Surrogate Recovery (Acceptance Limits)							
Lab Sample ID	**Client Sample ID**	**OTP (50-150)**							
LCS 410-141956/2-A	Lab Control Sample	81							
LCSD 410-141956/3-A	Lab Control Sample Dup	87							
MB 410-141956/1-A	Method Blank	76							

Surrogate Legend

OTP = o- terphenyl (Surr)

Method: 8260C - Volatile Organic Compounds by GC/MS

Lab Sample ID: MB 410-141863/7
Matrix: Water
Analysis Batch: 141863

Client Sample ID: Method Blank
Prep Type: Total/NA

Analyte	MB Result	MB Qualifier	RL		Unit	D	Prepared	Analyzed	Dil Fac
Benzene	<1.0		1.0		ug/L			06/24/21 22:06	1
Ethylbenzene	<1.0		1.0		ug/L			06/24/21 22:06	1
Toluene	<1.0		1.0		ug/L			06/24/21 22:06	1
Xylenes, Total	<1.0		1.0		ug/L			06/24/21 22:06	1

Surrogate	*MB %Recovery*	*MB Qualifier*	*Limits*	*Prepared*	*Analyzed*	*Dil Fac*
1,2-Dichloroethane-d4 (Surr)	*105*		*80 - 120*		*06/24/21 22:06*	*1*
4-Bromofluorobenzene (Surr)	*94*		*80 - 120*		*06/24/21 22:06*	*1*
Dibromofluoromethane (Surr)	*98*		*80 - 120*		*06/24/21 22:06*	*1*
Toluene-d8 (Surr)	*100*		*80 - 120*		*06/24/21 22:06*	*1*

Lab Sample ID: LCS 410-141863/4
Matrix: Water
Analysis Batch: 141863

Client Sample ID: Lab Control Sample
Prep Type: Total/NA

Analyte			Spike Added	LCS Result	LCS Qualifier	Unit	D	%Rec	%Rec. Limits		
Benzene			20.0	19.7		ug/L		99	80 - 120		
Ethylbenzene			20.0	19.1		ug/L		96	80 - 120		
Toluene			20.0	19.2		ug/L		96	80 - 120		
Xylenes, Total			60.0	57.8		ug/L		96	80 - 120		

Surrogate	*LCS %Recovery*	*LCS Qualifier*	*Limits*
1,2-Dichloroethane-d4 (Surr)	*106*		*80 - 120*
4-Bromofluorobenzene (Surr)	*98*		*80 - 120*
Dibromofluoromethane (Surr)	*99*		*80 - 120*
Toluene-d8 (Surr)	*100*		*80 - 120*

Lab Sample ID: LCSD 410-141863/5
Matrix: Water
Analysis Batch: 141863

Client Sample ID: Lab Control Sample Dup
Prep Type: Total/NA

Analyte			Spike Added	LCSD Result	LCSD Qualifier	Unit	D	%Rec	%Rec. Limits	RPD	RPD Limit
Benzene			20.0	19.8		ug/L		99	80 - 120	0	30
Ethylbenzene			20.0	18.7		ug/L		94	80 - 120	2	30
Toluene			20.0	18.9		ug/L		95	80 - 120	2	30
Xylenes, Total			60.0	57.5		ug/L		96	80 - 120	1	30

Surrogate	*LCSD %Recovery*	*LCSD Qualifier*	*Limits*
1,2-Dichloroethane-d4 (Surr)	*106*		*80 - 120*
4-Bromofluorobenzene (Surr)	*98*		*80 - 120*
Dibromofluoromethane (Surr)	*100*		*80 - 120*
Toluene-d8 (Surr)	*101*		*80 - 120*

Method: NWTPH-Gx - Northwest - Volatile Petroleum Products (GC)

Lab Sample ID: MB 410-140121/4 — **Client Sample ID: Method Blank**
Matrix: Water — **Prep Type: Total/NA**
Analysis Batch: 140121

Analyte	MB Result	MB Qualifier	RL		Unit	D	Prepared	Analyzed	Dil Fac
C7-C12 (1C)	<250		250		ug/L			06/21/21 13:43	1

Surrogate	*MB %Recovery*	*MB Qualifier*	*Limits*	*Prepared*	*Analyzed*	*Dil Fac*
a,a,a-Trifluorotoluene (fid) (1C)	*116*		*50 - 150*		*06/21/21 13:43*	*1*

Lab Sample ID: LCS 410-140121/5 — **Client Sample ID: Lab Control Sample**
Matrix: Water — **Prep Type: Total/NA**
Analysis Batch: 140121

Analyte			Spike Added	LCS Result	LCS Qualifier	Unit	D	%Rec	%Rec. Limits		
C7-C12 (1C)			1100	1200		ug/L		109	64 - 131		

Surrogate	*LCS %Recovery*	*LCS Qualifier*	*Limits*
a,a,a-Trifluorotoluene (fid) (1C)	*116*		*50 - 150*

Lab Sample ID: LCSD 410-140121/6 — **Client Sample ID: Lab Control Sample Dup**
Matrix: Water — **Prep Type: Total/NA**
Analysis Batch: 140121

Analyte			Spike Added	LCSD Result	LCSD Qualifier	Unit	D	%Rec	%Rec. Limits	RPD	RPD Limit
C7-C12 (1C)			1100	1120		ug/L		102	64 - 131	7	30

Surrogate	*LCSD %Recovery*	*LCSD Qualifier*	*Limits*
a,a,a-Trifluorotoluene (fid) (1C)	*113*		*50 - 150*

Method: NWTPH-Dx - Northwest - Semi-Volatile Petroleum Products (GC)

Lab Sample ID: MB 410-141956/1-A — **Client Sample ID: Method Blank**
Matrix: Water — **Prep Type: Total/NA**
Analysis Batch: 142364 — **Prep Batch: 141956**

Analyte	MB Result	MB Qualifier	RL		Unit	D	Prepared	Analyzed	Dil Fac
C12-C24	<100		100		ug/L		06/25/21 01:47	06/25/21 22:22	1
C24-C40	<250		250		ug/L		06/25/21 01:47	06/25/21 22:22	1

Surrogate	*MB %Recovery*	*MB Qualifier*	*Limits*	*Prepared*	*Analyzed*	*Dil Fac*
o- terphenyl (Surr)	*76*		*50 - 150*	*06/25/21 01:47*	*06/25/21 22:22*	*1*

Lab Sample ID: LCS 410-141956/2-A — **Client Sample ID: Lab Control Sample**
Matrix: Water — **Prep Type: Total/NA**
Analysis Batch: 142364 — **Prep Batch: 141956**

Analyte			Spike Added	LCS Result	LCS Qualifier	Unit	D	%Rec	%Rec. Limits		
C12-C24			604	247		ug/L		41	32 - 117		

Surrogate	*LCS %Recovery*	*LCS Qualifier*	*Limits*
o- terphenyl (Surr)	*81*		*50 - 150*

Method: NWTPH-Dx - Northwest - Semi-Volatile Petroleum Products (GC) (Continued)

Lab Sample ID: LCSD 410-141956/3-A — **Client Sample ID: Lab Control Sample Dup**
Matrix: Water — **Prep Type: Total/NA**
Analysis Batch: 142364 — **Prep Batch: 141956**

Analyte			Spike Added	LCSD Result	LCSD Qualifier	Unit	D	%Rec	%Rec. Limits	RPD	RPD Limit
C12-C24			604	270		ug/L		45	32 - 117	9	20

Surrogate	*LCSD %Recovery*	*LCSD Qualifier*	*Limits*
o- terphenyl (Surr)	*87*		*50 - 150*

Lab Sample ID: 410-43970-1 DU — **Client Sample ID: GW-11226525-061521-NA-NM11**
Matrix: Groundwater — **Prep Type: Total/NA**
Analysis Batch: 142364 — **Prep Batch: 141956**

Analyte	Sample Result	Sample Qualifier		DU Result	DU Qualifier	Unit	D			RPD	RPD Limit
C12-C24	100			95.7		ug/L				8	20
C24-C40	<240			<230		ug/L				NC	20

Surrogate	*DU %Recovery*	*DU Qualifier*	*Limits*
o- terphenyl (Surr)	*76*		*50 - 150*

Method: 6010D - Metals (ICP)

Lab Sample ID: MB 410-139741/1-A — **Client Sample ID: Method Blank**
Matrix: Water — **Prep Type: Total Recoverable**
Analysis Batch: 142236 — **Prep Batch: 139741**

Analyte	MB Result	MB Qualifier	RL		Unit	D	Prepared	Analyzed	Dil Fac
Manganese	<0.010		0.010		mg/L		06/18/21 19:24	06/25/21 11:07	1

Lab Sample ID: LCS 410-139741/2-A — **Client Sample ID: Lab Control Sample**
Matrix: Water — **Prep Type: Total Recoverable**
Analysis Batch: 142236 — **Prep Batch: 139741**

Analyte			Spike Added	LCS Result	LCS Qualifier	Unit	D	%Rec	%Rec. Limits		
Manganese			0.500	0.518		mg/L		104	80 - 120		

Lab Sample ID: MB 410-139948/1-A — **Client Sample ID: Method Blank**
Matrix: Water — **Prep Type: Total Recoverable**
Analysis Batch: 141646 — **Prep Batch: 139948**

Analyte	MB Result	MB Qualifier	RL		Unit	D	Prepared	Analyzed	Dil Fac
Manganese	<0.010		0.010		mg/L		06/21/21 04:58	06/24/21 06:04	1

Lab Sample ID: LCS 410-139948/2-A — **Client Sample ID: Lab Control Sample**
Matrix: Water — **Prep Type: Total Recoverable**
Analysis Batch: 141646 — **Prep Batch: 139948**

Analyte			Spike Added	LCS Result	LCS Qualifier	Unit	D	%Rec	%Rec. Limits		
Manganese			0.500	0.507		mg/L		101	80 - 120		

QC Sample Results

Client: GHD Inc.
Project/Site: P66 N Market Street

Job ID: 410-43970-1

Method: 6020A - Metals (ICP/MS)

Lab Sample ID: MB 410-139942/1-A
Matrix: Water
Analysis Batch: 140648

Client Sample ID: Method Blank
Prep Type: Total Recoverable
Prep Batch: 139942

Analyte	MB Result	MB Qualifier	RL		Unit	D	Prepared	Analyzed	Dil Fac
Arsenic	<0.0020		0.0020		mg/L		06/21/21 04:20	06/22/21 11:09	1

Lab Sample ID: LCS 410-139942/2-A
Matrix: Water
Analysis Batch: 140648

Client Sample ID: Lab Control Sample
Prep Type: Total Recoverable
Prep Batch: 139942

Analyte			Spike Added	LCS Result	LCS Qualifier	Unit	D	%Rec	%Rec. Limits		
Arsenic			0.500	0.423		mg/L		85	85 - 120		

QC Association Summary

Client: GHD Inc.
Project/Site: P66 N Market Street

Job ID: 410-43970-1

GC/MS VOA

Analysis Batch: 141863

Lab Sample ID	Client Sample ID	Prep Type	Matrix	Method	Prep Batch
410-43970-1	GW-11226525-061521-NA-NM11	Total/NA	Groundwater	8260C	
410-43970-2	GW-11226525-061521-NA-NM4	Total/NA	Groundwater	8260C	
410-43970-3	GW-11226525-061521-NA-NM33	Total/NA	Groundwater	8260C	
410-43970-4	GW-11226525-061521-NA-NM31	Total/NA	Groundwater	8260C	
410-43970-5	GW-11226525-061621-NA-NM34	Total/NA	Groundwater	8260C	
410-43970-6	GW-11226525-061621-NA-NM22	Total/NA	Groundwater	8260C	
410-43970-7	GW-11226525-061621-NA-NM32	Total/NA	Groundwater	8260C	
410-43970-8	GW-11226525-061621-NA-DUP1	Total/NA	Groundwater	8260C	
410-43970-9	Trip Blank	Total/NA	Water	8260C	
MB 410-141863/7	Method Blank	Total/NA	Water	8260C	
LCS 410-141863/4	Lab Control Sample	Total/NA	Water	8260C	
LCSD 410-141863/5	Lab Control Sample Dup	Total/NA	Water	8260C	

GC VOA

Analysis Batch: 140121

Lab Sample ID	Client Sample ID	Prep Type	Matrix	Method	Prep Batch
410-43970-1	GW-11226525-061521-NA-NM11	Total/NA	Groundwater	NWTPH-Gx	
410-43970-2	GW-11226525-061521-NA-NM4	Total/NA	Groundwater	NWTPH-Gx	
410-43970-3	GW-11226525-061521-NA-NM33	Total/NA	Groundwater	NWTPH-Gx	
410-43970-4	GW-11226525-061521-NA-NM31	Total/NA	Groundwater	NWTPH-Gx	
410-43970-5	GW-11226525-061621-NA-NM34	Total/NA	Groundwater	NWTPH-Gx	
410-43970-6	GW-11226525-061621-NA-NM22	Total/NA	Groundwater	NWTPH-Gx	
410-43970-7	GW-11226525-061621-NA-NM32	Total/NA	Groundwater	NWTPH-Gx	
410-43970-8	GW-11226525-061621-NA-DUP1	Total/NA	Groundwater	NWTPH-Gx	
410-43970-9	Trip Blank	Total/NA	Water	NWTPH-Gx	
MB 410-140121/4	Method Blank	Total/NA	Water	NWTPH-Gx	
LCS 410-140121/5	Lab Control Sample	Total/NA	Water	NWTPH-Gx	
LCSD 410-140121/6	Lab Control Sample Dup	Total/NA	Water	NWTPH-Gx	

GC Semi VOA

Prep Batch: 141956

Lab Sample ID	Client Sample ID	Prep Type	Matrix	Method	Prep Batch
410-43970-1	GW-11226525-061521-NA-NM11	Total/NA	Groundwater	3510C	
410-43970-2	GW-11226525-061521-NA-NM4	Total/NA	Groundwater	3510C	
410-43970-3	GW-11226525-061521-NA-NM33	Total/NA	Groundwater	3510C	
410-43970-4	GW-11226525-061521-NA-NM31	Total/NA	Groundwater	3510C	
410-43970-5	GW-11226525-061621-NA-NM34	Total/NA	Groundwater	3510C	
410-43970-6	GW-11226525-061621-NA-NM22	Total/NA	Groundwater	3510C	
410-43970-7	GW-11226525-061621-NA-NM32	Total/NA	Groundwater	3510C	
410-43970-8	GW-11226525-061621-NA-DUP1	Total/NA	Groundwater	3510C	
MB 410-141956/1-A	Method Blank	Total/NA	Water	3510C	
LCS 410-141956/2-A	Lab Control Sample	Total/NA	Water	3510C	
LCSD 410-141956/3-A	Lab Control Sample Dup	Total/NA	Water	3510C	
410-43970-1 DU	GW-11226525-061521-NA-NM11	Total/NA	Groundwater	3510C	

Analysis Batch: 142364

Lab Sample ID	Client Sample ID	Prep Type	Matrix	Method	Prep Batch
410-43970-1	GW-11226525-061521-NA-NM11	Total/NA	Groundwater	NWTPH-Dx	141956
410-43970-2	GW-11226525-061521-NA-NM4	Total/NA	Groundwater	NWTPH-Dx	141956
410-43970-3	GW-11226525-061521-NA-NM33	Total/NA	Groundwater	NWTPH-Dx	141956

GC Semi VOA (Continued)

Analysis Batch: 142364 (Continued)

Lab Sample ID	Client Sample ID	Prep Type	Matrix	Method	Prep Batch
410-43970-4	GW-11226525-061521-NA-NM31	Total/NA	Groundwater	NWTPH-Dx	141956
410-43970-5	GW-11226525-061621-NA-NM34	Total/NA	Groundwater	NWTPH-Dx	141956
410-43970-6	GW-11226525-061621-NA-NM22	Total/NA	Groundwater	NWTPH-Dx	141956
410-43970-7	GW-11226525-061621-NA-NM32	Total/NA	Groundwater	NWTPH-Dx	141956
410-43970-8	GW-11226525-061621-NA-DUP1	Total/NA	Groundwater	NWTPH-Dx	141956
MB 410-141956/1-A	Method Blank	Total/NA	Water	NWTPH-Dx	141956
LCS 410-141956/2-A	Lab Control Sample	Total/NA	Water	NWTPH-Dx	141956
LCSD 410-141956/3-A	Lab Control Sample Dup	Total/NA	Water	NWTPH-Dx	141956
410-43970-1 DU	GW-11226525-061521-NA-NM11	Total/NA	Groundwater	NWTPH-Dx	141956

Metals

Prep Batch: 139741

Lab Sample ID	Client Sample ID	Prep Type	Matrix	Method	Prep Batch
410-43970-1	GW-11226525-061521-NA-NM11	Total Recoverable	Groundwater	3005A	
410-43970-2	GW-11226525-061521-NA-NM4	Total Recoverable	Groundwater	3005A	
410-43970-4	GW-11226525-061521-NA-NM31	Total Recoverable	Groundwater	3005A	
410-43970-5	GW-11226525-061621-NA-NM34	Total Recoverable	Groundwater	3005A	
410-43970-6	GW-11226525-061621-NA-NM22	Total Recoverable	Groundwater	3005A	
410-43970-8	GW-11226525-061621-NA-DUP1	Total Recoverable	Groundwater	3005A	
MB 410-139741/1-A	Method Blank	Total Recoverable	Water	3005A	
LCS 410-139741/2-A	Lab Control Sample	Total Recoverable	Water	3005A	

Prep Batch: 139942

Lab Sample ID	Client Sample ID	Prep Type	Matrix	Method	Prep Batch
410-43970-1	GW-11226525-061521-NA-NM11	Total Recoverable	Groundwater	3005A	
410-43970-2	GW-11226525-061521-NA-NM4	Total Recoverable	Groundwater	3005A	
410-43970-3	GW-11226525-061521-NA-NM33	Total Recoverable	Groundwater	3005A	
410-43970-4	GW-11226525-061521-NA-NM31	Total Recoverable	Groundwater	3005A	
410-43970-5	GW-11226525-061621-NA-NM34	Total Recoverable	Groundwater	3005A	
410-43970-6	GW-11226525-061621-NA-NM22	Total Recoverable	Groundwater	3005A	
410-43970-7	GW-11226525-061621-NA-NM32	Total Recoverable	Groundwater	3005A	
410-43970-8	GW-11226525-061621-NA-DUP1	Total Recoverable	Groundwater	3005A	
MB 410-139942/1-A	Method Blank	Total Recoverable	Water	3005A	
LCS 410-139942/2-A	Lab Control Sample	Total Recoverable	Water	3005A	

Prep Batch: 139948

Lab Sample ID	Client Sample ID	Prep Type	Matrix	Method	Prep Batch
410-43970-3	GW-11226525-061521-NA-NM33	Total Recoverable	Groundwater	3005A	
410-43970-7	GW-11226525-061621-NA-NM32	Total Recoverable	Groundwater	3005A	
MB 410-139948/1-A	Method Blank	Total Recoverable	Water	3005A	
LCS 410-139948/2-A	Lab Control Sample	Total Recoverable	Water	3005A	

Analysis Batch: 140648

Lab Sample ID	Client Sample ID	Prep Type	Matrix	Method	Prep Batch
410-43970-1	GW-11226525-061521-NA-NM11	Total Recoverable	Groundwater	6020A	139942
410-43970-2	GW-11226525-061521-NA-NM4	Total Recoverable	Groundwater	6020A	139942
410-43970-3	GW-11226525-061521-NA-NM33	Total Recoverable	Groundwater	6020A	139942
410-43970-4	GW-11226525-061521-NA-NM31	Total Recoverable	Groundwater	6020A	139942
410-43970-5	GW-11226525-061621-NA-NM34	Total Recoverable	Groundwater	6020A	139942
410-43970-6	GW-11226525-061621-NA-NM22	Total Recoverable	Groundwater	6020A	139942

Metals (Continued)

Analysis Batch: 140648 (Continued)

Lab Sample ID	Client Sample ID	Prep Type	Matrix	Method	Prep Batch
410-43970-7	GW-11226525-061621-NA-NM32	Total Recoverable	Groundwater	6020A	139942
410-43970-8	GW-11226525-061621-NA-DUP1	Total Recoverable	Groundwater	6020A	139942
MB 410-139942/1-A	Method Blank	Total Recoverable	Water	6020A	139942
LCS 410-139942/2-A	Lab Control Sample	Total Recoverable	Water	6020A	139942

Analysis Batch: 141646

Lab Sample ID	Client Sample ID	Prep Type	Matrix	Method	Prep Batch
410-43970-3	GW-11226525-061521-NA-NM33	Total Recoverable	Groundwater	6010D	139948
410-43970-7	GW-11226525-061621-NA-NM32	Total Recoverable	Groundwater	6010D	139948
MB 410-139948/1-A	Method Blank	Total Recoverable	Water	6010D	139948
LCS 410-139948/2-A	Lab Control Sample	Total Recoverable	Water	6010D	139948

Analysis Batch: 142236

Lab Sample ID	Client Sample ID	Prep Type	Matrix	Method	Prep Batch
410-43970-1	GW-11226525-061521-NA-NM11	Total Recoverable	Groundwater	6010D	139741
410-43970-2	GW-11226525-061521-NA-NM4	Total Recoverable	Groundwater	6010D	139741
410-43970-4	GW-11226525-061521-NA-NM31	Total Recoverable	Groundwater	6010D	139741
410-43970-5	GW-11226525-061621-NA-NM34	Total Recoverable	Groundwater	6010D	139741
410-43970-6	GW-11226525-061621-NA-NM22	Total Recoverable	Groundwater	6010D	139741
410-43970-8	GW-11226525-061621-NA-DUP1	Total Recoverable	Groundwater	6010D	139741
MB 410-139741/1-A	Method Blank	Total Recoverable	Water	6010D	139741
LCS 410-139741/2-A	Lab Control Sample	Total Recoverable	Water	6010D	139741

Lab Chronicle

Client: GHD Inc.
Project/Site: P66 N Market Street

Job ID: 410-43970-1

Client Sample ID: GW-11226525-061521-NA-NM11

Lab Sample ID: 410-43970-1

Date Collected: 06/15/21 08:56
Date Received: 06/17/21 10:53

Matrix: Groundwater

Prep Type	Batch Type	Batch Method	Run	Dilution Factor	Batch Number	Prepared or Analyzed	Analyst	Lab
Total/NA	Analysis	8260C		1	141863	06/24/21 23:06	ULCP	ELLE
Total/NA	Analysis	NWTPH-Gx		1	140121	06/21/21 16:07	JJT8	ELLE
Total/NA	Prep	3510C			141956	06/25/21 01:47	UKQ8	ELLE
Total/NA	Analysis	NWTPH-Dx		1	142364	06/25/21 23:30	UHEW	ELLE
Total Recoverable	Prep	3005A			139741	06/18/21 19:24	UAMX	ELLE
Total Recoverable	Analysis	6010D		1	142236	06/25/21 12:07	MDP5	ELLE
Total Recoverable	Prep	3005A			139942	06/21/21 04:20	UAMX	ELLE
Total Recoverable	Analysis	6020A		1	140648	06/22/21 11:29	S8DY	ELLE

Client Sample ID: GW-11226525-061521-NA-NM4

Lab Sample ID: 410-43970-2

Date Collected: 06/15/21 10:11
Date Received: 06/17/21 10:53

Matrix: Groundwater

Prep Type	Batch Type	Batch Method	Run	Dilution Factor	Batch Number	Prepared or Analyzed	Analyst	Lab
Total/NA	Analysis	8260C		1	141863	06/24/21 23:28	ULCP	ELLE
Total/NA	Analysis	NWTPH-Gx		1	140121	06/21/21 16:35	JJT8	ELLE
Total/NA	Prep	3510C			141956	06/25/21 01:47	UKQ8	ELLE
Total/NA	Analysis	NWTPH-Dx		1	142364	06/26/21 00:15	UHEW	ELLE
Total Recoverable	Prep	3005A			139741	06/19/21 05:12	UAMX	ELLE
Total Recoverable	Analysis	6010D		1	142236	06/25/21 12:44	MDP5	ELLE
Total Recoverable	Prep	3005A			139942	06/21/21 04:20	UAMX	ELLE
Total Recoverable	Analysis	6020A		1	140648	06/22/21 11:33	S8DY	ELLE

Client Sample ID: GW-11226525-061521-NA-NM33

Lab Sample ID: 410-43970-3

Date Collected: 06/15/21 11:24
Date Received: 06/17/21 10:53

Matrix: Groundwater

Prep Type	Batch Type	Batch Method	Run	Dilution Factor	Batch Number	Prepared or Analyzed	Analyst	Lab
Total/NA	Analysis	8260C		1	141863	06/24/21 23:50	ULCP	ELLE
Total/NA	Analysis	NWTPH-Gx		1	140121	06/21/21 17:04	JJT8	ELLE
Total/NA	Prep	3510C			141956	06/25/21 01:47	UKQ8	ELLE
Total/NA	Analysis	NWTPH-Dx		1	142364	06/26/21 00:37	UHEW	ELLE
Total Recoverable	Prep	3005A			139948	06/21/21 04:58	UAMX	ELLE
Total Recoverable	Analysis	6010D		1	141646	06/24/21 06:29	ULJC	ELLE
Total Recoverable	Prep	3005A			139942	06/21/21 04:20	UAMX	ELLE
Total Recoverable	Analysis	6020A		1	140648	06/22/21 11:46	S8DY	ELLE

Client Sample ID: GW-11226525-061521-NA-NM31

Lab Sample ID: 410-43970-4

Date Collected: 06/15/21 14:29
Date Received: 06/17/21 10:53

Matrix: Groundwater

Prep Type	Batch Type	Batch Method	Run	Dilution Factor	Batch Number	Prepared or Analyzed	Analyst	Lab
Total/NA	Analysis	8260C		1	141863	06/25/21 00:13	ULCP	ELLE
Total/NA	Analysis	NWTPH-Gx		1	140121	06/21/21 17:33	JJT8	ELLE

Lab Chronicle

Client: GHD Inc.
Project/Site: P66 N Market Street

Job ID: 410-43970-1

Client Sample ID: GW-11226525-061521-NA-NM31

Lab Sample ID: 410-43970-4

Date Collected: 06/15/21 14:29
Matrix: Groundwater
Date Received: 06/17/21 10:53

Prep Type	Batch Type	Batch Method	Run	Dilution Factor	Batch Number	Prepared or Analyzed	Analyst	Lab
Total/NA	Prep	3510C			141956	06/25/21 01:47	UKQ8	ELLE
Total/NA	Analysis	NWTPH-Dx		1	142364	06/26/21 01:00	UHEW	ELLE
Total Recoverable	Prep	3005A			139741	06/19/21 05:12	UAMX	ELLE
Total Recoverable	Analysis	6010D		1	142236	06/25/21 12:41	MDP5	ELLE
Total Recoverable	Prep	3005A			139942	06/21/21 04:20	UAMX	ELLE
Total Recoverable	Analysis	6020A		1	140648	06/22/21 11:35	S8DY	ELLE

Client Sample ID: GW-11226525-061621-NA-NM34

Lab Sample ID: 410-43970-5

Date Collected: 06/16/21 09:28
Matrix: Groundwater
Date Received: 06/17/21 10:53

Prep Type	Batch Type	Batch Method	Run	Dilution Factor	Batch Number	Prepared or Analyzed	Analyst	Lab
Total/NA	Analysis	8260C		1	141863	06/25/21 00:35	ULCP	ELLE
Total/NA	Analysis	NWTPH-Gx		1	140121	06/21/21 18:01	JJT8	ELLE
Total/NA	Prep	3510C			141956	06/25/21 01:47	UKQ8	ELLE
Total/NA	Analysis	NWTPH-Dx		1	142364	06/26/21 01:23	UHEW	ELLE
Total Recoverable	Prep	3005A			139741	06/18/21 19:24	UAMX	ELLE
Total Recoverable	Analysis	6010D		1	142236	06/25/21 12:10	MDP5	ELLE
Total Recoverable	Prep	3005A			139942	06/21/21 04:20	UAMX	ELLE
Total Recoverable	Analysis	6020A		1	140648	06/22/21 11:31	S8DY	ELLE

Client Sample ID: GW-11226525-061621-NA-NM22

Lab Sample ID: 410-43970-6

Date Collected: 06/16/21 10:40
Matrix: Groundwater
Date Received: 06/17/21 10:53

Prep Type	Batch Type	Batch Method	Run	Dilution Factor	Batch Number	Prepared or Analyzed	Analyst	Lab
Total/NA	Analysis	8260C		1	141863	06/25/21 00:58	ULCP	ELLE
Total/NA	Analysis	NWTPH-Gx		1	140121	06/21/21 18:30	JJT8	ELLE
Total/NA	Prep	3510C			141956	06/25/21 01:47	UKQ8	ELLE
Total/NA	Analysis	NWTPH-Dx		1	142364	06/26/21 01:45	UHEW	ELLE
Total Recoverable	Prep	3005A			139741	06/18/21 19:24	UAMX	ELLE
Total Recoverable	Analysis	6010D		1	142236	06/25/21 12:26	MDP5	ELLE
Total Recoverable	Prep	3005A			139942	06/21/21 04:20	UAMX	ELLE
Total Recoverable	Analysis	6020A		1	140648	06/22/21 11:37	S8DY	ELLE

Client Sample ID: GW-11226525-061621-NA-NM32

Lab Sample ID: 410-43970-7

Date Collected: 06/16/21 12:33
Matrix: Groundwater
Date Received: 06/17/21 10:53

Prep Type	Batch Type	Batch Method	Run	Dilution Factor	Batch Number	Prepared or Analyzed	Analyst	Lab
Total/NA	Analysis	8260C		1	141863	06/25/21 01:20	ULCP	ELLE
Total/NA	Analysis	NWTPH-Gx		1	140121	06/21/21 18:59	JJT8	ELLE
Total/NA	Prep	3510C			141956	06/25/21 01:47	UKQ8	ELLE
Total/NA	Analysis	NWTPH-Dx		1	142364	06/26/21 02:08	UHEW	ELLE

Lab Chronicle

Client: GHD Inc.
Project/Site: P66 N Market Street

Job ID: 410-43970-1

Client Sample ID: GW-11226525-061621-NA-NM32

Lab Sample ID: 410-43970-7

Date Collected: 06/16/21 12:33
Date Received: 06/17/21 10:53

Matrix: Groundwater

Prep Type	Batch Type	Batch Method	Run	Dilution Factor	Batch Number	Prepared or Analyzed	Analyst	Lab
Total Recoverable	Prep	3005A			139948	06/21/21 04:58	UAMX	ELLE
Total Recoverable	Analysis	6010D		1	141646	06/24/21 06:33	ULJC	ELLE
Total Recoverable	Prep	3005A			139942	06/21/21 04:20	UAMX	ELLE
Total Recoverable	Analysis	6020A		1	140648	06/22/21 11:41	S8DY	ELLE

Client Sample ID: GW-11226525-061621-NA-DUP1

Lab Sample ID: 410-43970-8

Date Collected: 06/16/21 10:40
Date Received: 06/17/21 10:53

Matrix: Groundwater

Prep Type	Batch Type	Batch Method	Run	Dilution Factor	Batch Number	Prepared or Analyzed	Analyst	Lab
Total/NA	Analysis	8260C		1	141863	06/25/21 01:42	ULCP	ELLE
Total/NA	Analysis	NWTPH-Gx		1	140121	06/21/21 19:27	JJT8	ELLE
Total/NA	Prep	3510C			141956	06/25/21 01:47	UKQ8	ELLE
Total/NA	Analysis	NWTPH-Dx		1	142364	06/26/21 02:31	UHEW	ELLE
Total Recoverable	Prep	3005A			139741	06/19/21 05:12	UAMX	ELLE
Total Recoverable	Analysis	6010D		1	142236	06/25/21 12:38	MDP5	ELLE
Total Recoverable	Prep	3005A			139942	06/21/21 04:20	UAMX	ELLE
Total Recoverable	Analysis	6020A		1	140648	06/22/21 11:39	S8DY	ELLE

Client Sample ID: Trip Blank

Lab Sample ID: 410-43970-9

Date Collected: 06/15/21 00:00
Date Received: 06/17/21 10:53

Matrix: Water

Prep Type	Batch Type	Batch Method	Run	Dilution Factor	Batch Number	Prepared or Analyzed	Analyst	Lab
Total/NA	Analysis	8260C		1	141863	06/24/21 22:43	ULCP	ELLE
Total/NA	Analysis	NWTPH-Gx		1	140121	06/21/21 15:38	JJT8	ELLE

Laboratory References:

ELLE = Eurofins Lancaster Laboratories Env, LLC, 2425 New Holland Pike, Lancaster, PA 17601, TEL (717)656-2300

Accreditation/Certification Summary

Client: GHD Inc.
Project/Site: P66 N Market Street

Job ID: 410-43970-1

Laboratory: Eurofins Lancaster Laboratories Env, LLC

Unless otherwise noted, all analytes for this laboratory were covered under each accreditation/certification below.

Authority	Program	Identification Number	Expiration Date
Washington	State	C457	04-12-22

The following analytes are included in this report, but the laboratory is not certified by the governing authority. This list may include analytes for which the agency does not offer certification.

Analysis Method	Prep Method	Matrix	Analyte
6020A	3005A	Groundwater	Arsenic
8260C		Groundwater	Benzene
8260C		Groundwater	Ethylbenzene
8260C		Groundwater	Toluene
8260C		Groundwater	Xylenes, Total
8260C		Water	Benzene
8260C		Water	Ethylbenzene
8260C		Water	Toluene
8260C		Water	Xylenes, Total
NWTPH-Dx	3510C	Groundwater	C12-C24
NWTPH-Gx		Groundwater	C7-C12 (1C)
NWTPH-Gx		Water	C7-C12 (1C)

Method Summary

Client: GHD Inc.
Project/Site: P66 N Market Street

Job ID: 410-43970-1

Method	Method Description	Protocol	Laboratory
8260C	Volatile Organic Compounds by GC/MS	SW846	ELLE
NWTPH-Gx	Northwest - Volatile Petroleum Products (GC)	NWTPH	ELLE
NWTPH-Dx	Northwest - Semi-Volatile Petroleum Products (GC)	NWTPH	ELLE
6010D	Metals (ICP)	SW846	ELLE
6020A	Metals (ICP/MS)	SW846	ELLE
3005A	Preparation, Total Recoverable or Dissolved Metals	SW846	ELLE
3510C	Liquid-Liquid Extraction (Separatory Funnel)	SW846	ELLE
5030C	Purge and Trap	SW846	ELLE

Protocol References:

NWTPH = Northwest Total Petroleum Hydrocarbon

SW846 = "Test Methods For Evaluating Solid Waste, Physical/Chemical Methods", Third Edition, November 1986 And Its Updates.

Laboratory References:

ELLE = Eurofins Lancaster Laboratories Env, LLC, 2425 New Holland Pike, Lancaster, PA 17601, TEL (717)656-2300

Sample Summary

Client: GHD Inc.
Project/Site: P66 N Market Street

Job ID: 410-43970-1

Lab Sample ID	Client Sample ID	Matrix	Collected	Received	Asset ID
410-43970-1	GW-11226525-061521-NA-NM11	Groundwater	06/15/21 08:56	06/17/21 10:53	
410-43970-2	GW-11226525-061521-NA-NM4	Groundwater	06/15/21 10:11	06/17/21 10:53	
410-43970-3	GW-11226525-061521-NA-NM33	Groundwater	06/15/21 11:24	06/17/21 10:53	
410-43970-4	GW-11226525-061521-NA-NM31	Groundwater	06/15/21 14:29	06/17/21 10:53	
410-43970-5	GW-11226525-061621-NA-NM34	Groundwater	06/16/21 09:28	06/17/21 10:53	
410-43970-6	GW-11226525-061621-NA-NM22	Groundwater	06/16/21 10:40	06/17/21 10:53	
410-43970-7	GW-11226525-061621-NA-NM32	Groundwater	06/16/21 12:33	06/17/21 10:53	
410-43970-8	GW-11226525-061621-NA-DUP1	Groundwater	06/16/21 10:40	06/17/21 10:53	
410-43970-9	Trip Blank	Water	06/15/21 00:00	06/17/21 10:53	

410-43970 Chain of Custody

nv, LLC

Chain of Custody Record

eurofins | Environment Testing America

Sampler: N. Adamowski	Lab PM: Moeller, Megan	Carrier Tracking No(s):	COC No: 410-26509-5998.1
Client Contact: Moshghan Mansoori	Phone:	E-Mail: Megan.Moeller@eurofinset.com	State of Origin: WA	Page: Page 1 of 2
Company: GHD Services Inc.	PWSID:		Job #: 11226525
Address: 20818 44th Ave W Suite 190	Due Date Requested:		
City: Lynnwood	TAT Requested (days): Standard		
State, Zip: WA, 98036	Compliance Project: Δ Yes Δ No		
Phone:	PO #: Purchase Order Requested		
Email: Moshghan.Mansoori@ghd.com	WO #:		
Project Name: P66 N Market Street	Project #: 41001970		
Site:	SSOW#: 11226525-2021-02		

Analysis Requested

Preservation Codes:

A - HCL, B - NaOH, C - Zn Acetate, D - Nitric Acid, E - NaHSO4, F - MeOH, G - Amchlor, H - Ascorbic Acid, I - Ice, J - DI Water, K - EDTA, L - EDA, M - Hexane, N - None, O - AsNaO2, P - Na2O4S, Q - Na2SO3, R - Na2S2O3, S - H2SO4, T - TSP Dodecahydrate, U - Acetone, V - MCAA, W - pH 4-5, Z - other (specify)

Other:

Sample Identification	Sample Date	Sample Time	Sample Type (C=comp, G=grab)	Matrix (W=water, S=solid, O=waste/oil, BT=Tissue, A=Air)	Field Filtered Sample (Yes or No)	Perform MS/MSD (Yes or No)	6010D, 6020A	NWTPH_Dx - NWTPH-Dx	8260C - BTEX Volatiles (Total Xylenes)	NWTPH_Gx - NWTPH-Gx	Total Number of containers	Special Instructions/Note:
			Preservation Code:				D	A	A	A		
GW-11226525-061521-NA-NM11	6.15.21	0856		Water			X	X	X	X		
-NM14		1011		Water			X	X	X	X		
-NM33		1124		Water			X	X	X	X		
-NM31		1429		Water			X	X	X	X		
061621 -NM34	6.16.21	0928		Water			X	X	X	X		
-NM22		1040		Water			X	X	X	X		
-NM32		1233		Water			X	X	X	X		
-DUP1		1040		Water			X	X	X	X		
				Water								
				Water								
				Water								

Possible Hazard Identification

☐ Non-Hazard ☐ Flammable ☐ Skin Irritant ☐ Poison B ☐ Unknown ☐ Radiological

Sample Disposal (A fee may be assessed if samples are retained longer than 1 month)

☐ Return To Client ☐ Disposal By Lab ☐ Archive For _____ Months

Deliverable Requested: I, II, III, IV, Other (specify)

Special Instructions/QC Requirements:

Empty Kit Relinquished by:	Date:	Time:	Method of Shipment:
Relinquished by:	Date/Time: 6.16.21 1500	Company: GHD	Received by:	Date/Time:	Company
Relinquished by:	Date/Time:	Company	Received by:	Date/Time:	Company
Relinquished by:	Date/Time:	Company	Received by:	Date/Time: 6/17/21 1053	Company: EMT

Custody Seals Intact: ☒ Yes Δ No

Custody Seal No.:

Cooler Temperature(s) °C and Other Remarks: 5.4|3.8

Ver: 11/01/2020

6/28/2021

Login Sample Receipt Checklist

Client: GHD Inc.

Job Number: 410-43970-1

Login Number: 43970
List Number: 1
Creator: Reiff, Nicole L

List Source: Eurofins Lancaster Laboratories Env, LLC

Question	Answer	Comment
Radioactivity wasn't checked or is </= background as measured by a survey meter.	N/A	
The cooler's custody seal is intact.	True	
The cooler or samples do not appear to have been compromised or tampered with.	True	
Samples were received on ice.	True	
Cooler Temperature is acceptable (</=6C, not frozen).	True	
Cooler Temperature is recorded.	True	
WV: Container Temperature is acceptable (</=6C, not frozen).	N/A	
WV: Container Temperature is recorded.	N/A	
COC is present.	True	
COC is filled out in ink and legible.	True	
COC is filled out with all pertinent information.	True	
There are no discrepancies between the containers received and the COC.	False	Received Trip Blank(s) not listed on COC.
Samples are received within Holding Time (excluding tests with immediate HTs)	True	
Sample containers have legible labels.	True	
Containers are not broken or leaking.	True	
Sample collection date/times are provided.	True	
Appropriate sample containers are used.	True	
Sample bottles are completely filled.	True	
There is sufficient vol. for all requested analyses.	True	
Multiphasic samples are not present.	True	
Samples do not require splitting or compositing.	N/A	
Is the Field Sampler's name present on COC?	True	
Sample Preservation Verified.	N/A	
Residual Chlorine Checked.	N/A	
Sample custody seals are intact.	True	

eurofins | Environment Testing America

ANALYTICAL REPORT

Eurofins Lancaster Laboratories Env, LLC
2425 New Holland Pike
Lancaster, PA 17601
Tel: (717)656-2300

Laboratory Job ID: 410-64474-1
Client Project/Site: P66 N Market Street

For:
GHD Inc.
4550 Kruse Way
Suite 300
Lake Oswego, Oregon 97035

Attn: Jeffrey Cloud

Authorized for release by:
12/1/2021 12:37:59 PM

Megan Moeller, Client Services Group Leader
(717)556-7261
Megan.Moeller@eurofinset.com

LINKS

Review your project results through TotalAccess

Have a Question? Ask The Expert

Visit us at: www.eurofinsus.com/Env

The test results in this report meet all 2003 NELAC, 2009 TNI, and 2016 TNI requirements for accredited parameters, exceptions are noted in this report. This report may not be reproduced except in full, and with written approval from the laboratory. For questions please contact the Project Manager at the e-mail address or telephone number listed on this page.

This report has been electronically signed and authorized by the signatory. Electronic signature is intended to be the legally binding equivalent of a traditionally handwritten signature.

Results relate only to the items tested and the sample(s) as received by the laboratory.

1
2
3
4
5
6
7
8
9
10
11
12
13
14
15

Analytical test results meet all requirements of the associated regulatory program (e.g., NELAC (TNI), DoD, and ISO 17025) unless otherwise noted under the individual analysis. Data qualifiers are applied to note exceptions. Noncompliant quality control (QC) is further explained in narrative comments.
· QC results that exceed the upper limits and are associated with non-detect samples are qualified but further narration is not required since the bias is high and does not change a non-detect result. Further narration is also not required with QC blank detection when the associated sample concentration is non-detect or more than ten times the level in the blank.
· Matrix QC may not be reported if insufficient sample or site-specific QC samples were not submitted. In these situations, to demonstrate precision and accuracy at a batch level, a LCS/LCSD is performed, unless otherwise specified in the method.
· Surrogate and/or isotope dilution analyte recoveries (if applicable) which are outside of the QC window are confirmed unless attributed to a dilution or otherwise noted in the narrative.
Regulated compliance samples (e.g. SDWA, NPDES) must comply with the associated agency requirements/permits.

Measurement uncertainty values, as applicable, are available upon request.

Test results relate only to the sample tested. Clients should be aware that a critical step in a chemical or microbiological analysis is the collection of the sample. Unless the sample analyzed is truly representative of the bulk of material involved, the test results will be meaningless. If you have questions regarding the proper techniques of collecting samples, please contact us. We cannot be held responsible for sample integrity, however, unless sampling has been performed by a member of our staff. Times are local to the area of activity. Parameters listed in the 40 CFR Part 136 Table II as "analyze immediately" and tested in the laboratory are not performed within 15 minutes of collection.

This report shall not be reproduced except in full, without the written approval of the laboratory.

WARRANTY AND LIMITS OF LIABILITY - In accepting analytical work, we warrant the accuracy of test results for the sample as submitted. The foregoing express warranty is exclusive and is given in lieu of all other warranties, expressed or implied, except as otherwise agreed. We disclaim any other warranties, expressed or implied, including a warranty of fitness for particular purpose and warranty of merchantability. In no event shall Eurofins Lancaster Laboratories Environmental, LLC be liable for indirect, special, consequential, or incidental damages including, but not limited to, damages for loss of profit or goodwill regardless of (A) the negligence (either sole or concurrent) of Eurofins Lancaster Laboratories Environmental and (B) whether Eurofins Lancaster Laboratories Environmental has been informed of the possibility of such damages. We accept no legal responsibility for the purposes for which the client uses the test results. Except as otherwise agreed, no purchase order or other order for work shall be accepted by Eurofins Lancaster Laboratories Environmental which includes any conditions that vary from the Standard Terms and Conditions, and Eurofins Lancaster Laboratories Environmental hereby objects to any conflicting terms contained in any acceptance or order submitted by client.

Megan Moeller
Client Services Group Leader
12/1/2021 12:37:59 PM

Table of Contents

Cover Page 1
Table of Contents 3
Definitions/Glossary 4
Case Narrative 5
Detection Summary 6
Client Sample Results 8
Surrogate Summary 20
QC Sample Results 23
QC Association Summary 32
Lab Chronicle 36
Certification Summary 41
Method Summary 43
Sample Summary 44
Chain of Custody 45
Receipt Checklists 47

Qualifiers

GC Semi VOA

Qualifier	Qualifier Description
*1	LCS/LCSD RPD exceeds control limits.
B	Compound was found in the blank and sample.

Metals

Qualifier	Qualifier Description
^5-	Linear Range Check (LRC) is outside acceptance limits, low biased.
^5+	Linear Range Check (LRC) is outside acceptance limits, high biased.

Glossary

Abbreviation	These commonly used abbreviations may or may not be present in this report.
¤	Listed under the "D" column to designate that the result is reported on a dry weight basis
%R	Percent Recovery
1C	Result is from the primary column on a dual-column method.
2C	Result is from the confirmation column on a dual-column method.
CFL	Contains Free Liquid
CFU	Colony Forming Unit
CNF	Contains No Free Liquid
DER	Duplicate Error Ratio (normalized absolute difference)
Dil Fac	Dilution Factor
DL	Detection Limit (DoD/DOE)
DL, RA, RE, IN	Indicates a Dilution, Re-analysis, Re-extraction, or additional Initial metals/anion analysis of the sample
DLC	Decision Level Concentration (Radiochemistry)
EDL	Estimated Detection Limit (Dioxin)
LOD	Limit of Detection (DoD/DOE)
LOQ	Limit of Quantitation (DoD/DOE)
MCL	EPA recommended "Maximum Contaminant Level"
MDA	Minimum Detectable Activity (Radiochemistry)
MDC	Minimum Detectable Concentration (Radiochemistry)
MDL	Method Detection Limit
ML	Minimum Level (Dioxin)
MPN	Most Probable Number
MQL	Method Quantitation Limit
NC	Not Calculated
ND	Not Detected at the reporting limit (or MDL or EDL if shown)
NEG	Negative / Absent
POS	Positive / Present
PQL	Practical Quantitation Limit
PRES	Presumptive
QC	Quality Control
RER	Relative Error Ratio (Radiochemistry)
RL	Reporting Limit or Requested Limit (Radiochemistry)
RPD	Relative Percent Difference, a measure of the relative difference between two points
TEF	Toxicity Equivalent Factor (Dioxin)
TEQ	Toxicity Equivalent Quotient (Dioxin)
TNTC	Too Numerous To Count

Job ID: 410-64474-1

Laboratory: Eurofins Lancaster Laboratories Env, LLC

Narrative

Job Narrative
410-64474-1

Receipt
The samples were received on 11/23/2021 11:30 AM. Unless otherwise noted below, the samples arrived in good condition, and, where required, properly preserved and on ice. The temperatures of the 2 coolers at receipt time were 2.2°C and 5.3°C

Receipt Exceptions
A trip blank was submitted for analysis with these samples; however, it was not listed on the Chain of Custody (COC).

GC/MS VOA
No additional analytical or quality issues were noted, other than those described above or in the Definitions/ Glossary page.

GC VOA
No additional analytical or quality issues were noted, other than those described above or in the Definitions/ Glossary page.

GC Semi VOA
Method NWTPH_Dx: The method blank for preparation batch 410-198840 contained C12-C24 above the reporting limit (RL). None of the samples associated with this method blank contained the target compound; therefore, re-extraction and/or re-analysis of samples were not performed.

Method NWTPH_Dx: The method blank for preparation batch 410-198840 and analytical batch 410-199062 contained C12-C24 above the reporting limit (RL). Associated sample(s) were not re-extracted and/or re-analyzed because results were greater than 10X the value found in the method blank.

No additional analytical or quality issues were noted, other than those described above or in the Definitions/ Glossary page.

Metals
No additional analytical or quality issues were noted, other than those described above or in the Definitions/ Glossary page.

Detection Summary

Client: GHD Inc.
Project/Site: P66 N Market Street

Job ID: 410-64474-1

Client Sample ID: WG-11226525-111521-NA-NM11 — Lab Sample ID: 410-64474-1

Analyte	Result	Qualifier	RL		Unit	Dil Fac	D	Method	Prep Type
C12-C24	310		110		ug/L	1		NWTPH-Dx	Total/NA
Manganese	0.15		0.010		mg/L	1		6010D	Total Recoverable
Arsenic	0.022		0.0020		mg/L	1		6020A	Total Recoverable

Client Sample ID: WG-11226525-111521-NA-NM3 — Lab Sample ID: 410-64474-2

Analyte	Result	Qualifier	RL		Unit	Dil Fac	D	Method	Prep Type
Manganese	0.47		0.010		mg/L	1		6010D	Total Recoverable
Arsenic	0.0021		0.0020		mg/L	1		6020A	Total Recoverable

Client Sample ID: WG-11226525-111721-NA-NM4 — Lab Sample ID: 410-64474-3

Analyte	Result	Qualifier	RL		Unit	Dil Fac	D	Method	Prep Type
C7-C12 (1C)	470		250		ug/L	1		NWTPH-Gx	Total/NA
C12-C24	1900	B *1	110		ug/L	1		NWTPH-Dx	Total/NA
Manganese	0.95		0.010		mg/L	1		6010D	Total Recoverable
Arsenic	0.0057		0.0020		mg/L	1		6020A	Total Recoverable

Client Sample ID: WG-11226525-111721-NA-NM13 — Lab Sample ID: 410-64474-4

Analyte	Result	Qualifier	RL		Unit	Dil Fac	D	Method	Prep Type
C12-C24	340		110		ug/L	1		NWTPH-Dx	Total/NA

Client Sample ID: WG-11226525-111821-NA-NM18 — Lab Sample ID: 410-64474-5

Analyte	Result	Qualifier	RL		Unit	Dil Fac	D	Method	Prep Type
Manganese	0.024		0.010		mg/L	1		6010D	Total Recoverable
Arsenic	0.0036		0.0020		mg/L	1		6020A	Total Recoverable

Client Sample ID: WG-11226525-111821-NA-NM24 — Lab Sample ID: 410-64474-6

Analyte	Result	Qualifier	RL		Unit	Dil Fac	D	Method	Prep Type
C12-C24	160		100		ug/L	1		NWTPH-Dx	Total/NA
Manganese	0.21		0.010		mg/L	1		6010D	Total Recoverable
Arsenic	0.0022		0.0020		mg/L	1		6020A	Total Recoverable

Client Sample ID: WG-11226525-111821-NA-NM32 — Lab Sample ID: 410-64474-7

Analyte	Result	Qualifier	RL		Unit	Dil Fac	D	Method	Prep Type
Manganese	0.25		0.010		mg/L	1		6010D	Total Recoverable
Arsenic	0.0035		0.0020		mg/L	1		6020A	Total Recoverable

This Detection Summary does not include radiochemical test results.

Detection Summary

Client: GHD Inc.
Project/Site: P66 N Market Street

Job ID: 410-64474-1

Client Sample ID: WG-11226525-111821-NA-NM33 — Lab Sample ID: 410-64474-8

Analyte	Result	Qualifier	RL		Unit	Dil Fac	D	Method	Prep Type
Manganese	0.040		0.010		mg/L	1		6010D	Total Recoverable

Client Sample ID: WG-11226525-111821-NA-NM31 — Lab Sample ID: 410-64474-9

Analyte	Result	Qualifier	RL		Unit	Dil Fac	D	Method	Prep Type
Manganese	0.032		0.010		mg/L	1		6010D	Total Recoverable
Arsenic	0.0021		0.0020		mg/L	1		6020A	Total Recoverable

Client Sample ID: WG-11226525-111921-NA-NM22 — Lab Sample ID: 410-64474-10

Analyte	Result	Qualifier	RL		Unit	Dil Fac	D	Method	Prep Type
C12-C24	120		110		ug/L	1		NWTPH-Dx	Total/NA
Manganese	0.32		0.010		mg/L	1		6010D	Total Recoverable
Arsenic	0.012		0.0020		mg/L	1		6020A	Total Recoverable

Client Sample ID: WG-11226525-111921-NA-NM34 — Lab Sample ID: 410-64474-11

Analyte	Result	Qualifier	RL		Unit	Dil Fac	D	Method	Prep Type
C12-C24	650		100		ug/L	1		NWTPH-Dx	Total/NA
Manganese	0.50		0.010		mg/L	1		6010D	Total Recoverable

Client Sample ID: WG-11226525-111921-NA-DUP1 — Lab Sample ID: 410-64474-12

Analyte	Result	Qualifier	RL		Unit	Dil Fac	D	Method	Prep Type
C12-C24	590		100		ug/L	1		NWTPH-Dx	Total/NA
Manganese	0.49		0.010		mg/L	1		6010D	Total Recoverable

Client Sample ID: WG-11226525-111921-NA-WC — Lab Sample ID: 410-64474-13

Analyte	Result	Qualifier	RL		Unit	Dil Fac	D	Method	Prep Type
Barium	0.0058		0.0050		mg/L	1		6010D	Total Recoverable

Client Sample ID: Trip Blank — Lab Sample ID: 410-64474-14

No Detections.

This Detection Summary does not include radiochemical test results.

Client Sample ID: WG-11226525-111521-NA-NM11

Lab Sample ID: 410-64474-1

Date Collected: 11/15/21 13:34

Matrix: Water

Date Received: 11/23/21 11:30

Method: 8260C - Volatile Organic Compounds by GC/MS

Analyte	Result	Qualifier	RL		Unit	D	Prepared	Analyzed	Dil Fac
Benzene	<1.0		1.0		ug/L			11/24/21 12:18	1
Ethylbenzene	<1.0		1.0		ug/L			11/24/21 12:18	1
Toluene	<1.0		1.0		ug/L			11/24/21 12:18	1
Xylenes, Total	<1.0		1.0		ug/L			11/24/21 12:18	1

Surrogate	*%Recovery*	*Qualifier*	*Limits*	*Prepared*	*Analyzed*	*Dil Fac*
1,2-Dichloroethane-d4 (Surr)	*100*		*80 - 120*		*11/24/21 12:18*	*1*
4-Bromofluorobenzene (Surr)	*100*		*80 - 120*		*11/24/21 12:18*	*1*
Dibromofluoromethane (Surr)	*101*		*80 - 120*		*11/24/21 12:18*	*1*
Toluene-d8 (Surr)	*101*		*80 - 120*		*11/24/21 12:18*	*1*

Method: NWTPH-Gx - Northwest - Volatile Petroleum Products (GC)

Analyte	Result	Qualifier	RL		Unit	D	Prepared	Analyzed	Dil Fac
C7-C12 (1C)	<250		250		ug/L			11/25/21 00:51	1

Surrogate	*%Recovery*	*Qualifier*	*Limits*	*Prepared*	*Analyzed*	*Dil Fac*
a,a,a-Trifluorotoluene (fid) (1C)	*95*		*50 - 150*		*11/25/21 00:51*	*1*

Method: NWTPH-Dx - Northwest - Semi-Volatile Petroleum Products (GC)

Analyte	Result	Qualifier	RL		Unit	D	Prepared	Analyzed	Dil Fac
C12-C24	**310**		110		ug/L		11/24/21 16:00	11/25/21 08:16	1
C24-C40	<260		260		ug/L		11/24/21 16:00	11/25/21 08:16	1

Surrogate	*%Recovery*	*Qualifier*	*Limits*	*Prepared*	*Analyzed*	*Dil Fac*
o- terphenyl (Surr)	*85*		*50 - 150*	*11/24/21 16:00*	*11/25/21 08:16*	*1*

Method: 6010D - Metals (ICP) - Total Recoverable

Analyte	Result	Qualifier	RL		Unit	D	Prepared	Analyzed	Dil Fac
Manganese	**0.15**		0.010		mg/L		11/29/21 05:39	11/30/21 12:21	1

Method: 6020A - Metals (ICP/MS) - Total Recoverable

Analyte	Result	Qualifier	RL		Unit	D	Prepared	Analyzed	Dil Fac
Arsenic	**0.022**		0.0020		mg/L		11/29/21 05:32	11/29/21 14:03	1

Client Sample ID: WG-11226525-111521-NA-NM3

Lab Sample ID: 410-64474-2

Date Collected: 11/15/21 15:23

Matrix: Water

Date Received: 11/23/21 11:30

Method: 8260C - Volatile Organic Compounds by GC/MS

Analyte	Result	Qualifier	RL		Unit	D	Prepared	Analyzed	Dil Fac
Benzene	<1.0		1.0		ug/L			11/24/21 12:39	1
Ethylbenzene	<1.0		1.0		ug/L			11/24/21 12:39	1
Toluene	<1.0		1.0		ug/L			11/24/21 12:39	1
Xylenes, Total	<1.0		1.0		ug/L			11/24/21 12:39	1

Surrogate	*%Recovery*	*Qualifier*	*Limits*	*Prepared*	*Analyzed*	*Dil Fac*
1,2-Dichloroethane-d4 (Surr)	*99*		*80 - 120*		*11/24/21 12:39*	*1*
4-Bromofluorobenzene (Surr)	*99*		*80 - 120*		*11/24/21 12:39*	*1*
Dibromofluoromethane (Surr)	*100*		*80 - 120*		*11/24/21 12:39*	*1*
Toluene-d8 (Surr)	*99*		*80 - 120*		*11/24/21 12:39*	*1*

Client Sample Results

Client: GHD Inc.
Project/Site: P66 N Market Street

Job ID: 410-64474-1

Client Sample ID: WG-11226525-111521-NA-NM3

Lab Sample ID: 410-64474-2

Date Collected: 11/15/21 15:23
Matrix: Water
Date Received: 11/23/21 11:30

Method: NWTPH-Gx - Northwest - Volatile Petroleum Products (GC)

Analyte	Result	Qualifier	RL	Unit	D	Prepared	Analyzed	Dil Fac
C7-C12 (1C)	<250		250	ug/L			11/24/21 19:44	1

Surrogate	*%Recovery*	*Qualifier*	*Limits*	*Prepared*	*Analyzed*	*Dil Fac*
a,a,a-Trifluorotoluene (fid) (1C)	*94*		*50 - 150*		*11/24/21 19:44*	*1*

Method: NWTPH-Dx - Northwest - Semi-Volatile Petroleum Products (GC)

Analyte	Result	Qualifier	RL	Unit	D	Prepared	Analyzed	Dil Fac
C12-C24	<100		100	ug/L		11/24/21 16:00	11/25/21 08:38	1
C24-C40	<260		260	ug/L		11/24/21 16:00	11/25/21 08:38	1

Surrogate	*%Recovery*	*Qualifier*	*Limits*	*Prepared*	*Analyzed*	*Dil Fac*
o- terphenyl (Surr)	*67*		*50 - 150*	*11/24/21 16:00*	*11/25/21 08:38*	*1*

Method: 6010D - Metals (ICP) - Total Recoverable

Analyte	Result	Qualifier	RL	Unit	D	Prepared	Analyzed	Dil Fac
Manganese	**0.47**		0.010	mg/L		11/29/21 05:39	11/30/21 11:36	1

Method: 6020A - Metals (ICP/MS) - Total Recoverable

Analyte	Result	Qualifier	RL	Unit	D	Prepared	Analyzed	Dil Fac
Arsenic	**0.0021**		0.0020	mg/L		11/29/21 05:32	11/29/21 14:06	1

Client Sample ID: WG-11226525-111721-NA-NM4

Lab Sample ID: 410-64474-3

Date Collected: 11/17/21 16:27
Matrix: Water
Date Received: 11/23/21 11:30

Method: 8260C - Volatile Organic Compounds by GC/MS

Analyte	Result	Qualifier	RL	Unit	D	Prepared	Analyzed	Dil Fac
Benzene	<1.0		1.0	ug/L			11/24/21 12:59	1
Ethylbenzene	<1.0		1.0	ug/L			11/24/21 12:59	1
Toluene	<1.0		1.0	ug/L			11/24/21 12:59	1
Xylenes, Total	<1.0		1.0	ug/L			11/24/21 12:59	1

Surrogate	*%Recovery*	*Qualifier*	*Limits*	*Prepared*	*Analyzed*	*Dil Fac*
1,2-Dichloroethane-d4 (Surr)	*98*		*80 - 120*		*11/24/21 12:59*	*1*
4-Bromofluorobenzene (Surr)	*100*		*80 - 120*		*11/24/21 12:59*	*1*
Dibromofluoromethane (Surr)	*99*		*80 - 120*		*11/24/21 12:59*	*1*
Toluene-d8 (Surr)	*101*		*80 - 120*		*11/24/21 12:59*	*1*

Method: NWTPH-Gx - Northwest - Volatile Petroleum Products (GC)

Analyte	Result	Qualifier	RL	Unit	D	Prepared	Analyzed	Dil Fac
C7-C12 (1C)	**470**		250	ug/L			11/24/21 20:08	1

Surrogate	*%Recovery*	*Qualifier*	*Limits*	*Prepared*	*Analyzed*	*Dil Fac*
a,a,a-Trifluorotoluene (fid) (1C)	*95*		*50 - 150*		*11/24/21 20:08*	*1*

Method: NWTPH-Dx - Northwest - Semi-Volatile Petroleum Products (GC)

Analyte	Result	Qualifier	RL	Unit	D	Prepared	Analyzed	Dil Fac
C12-C24	**1900**	**B *1**	110	ug/L		11/26/21 09:11	11/29/21 12:48	1
C24-C40	<270		270	ug/L		11/26/21 09:11	11/29/21 12:48	1

Surrogate	*%Recovery*	*Qualifier*	*Limits*	*Prepared*	*Analyzed*	*Dil Fac*
o- terphenyl (Surr)	*80*		*50 - 150*	*11/26/21 09:11*	*11/29/21 12:48*	*1*

Client Sample Results

Client: GHD Inc.
Project/Site: P66 N Market Street

Job ID: 410-64474-1

Client Sample ID: WG-11226525-111721-NA-NM4

Lab Sample ID: 410-64474-3
Matrix: Water
Date Collected: 11/17/21 16:27
Date Received: 11/23/21 11:30

Method: 6010D - Metals (ICP) - Total Recoverable

Analyte	Result	Qualifier	RL	Unit	D	Prepared	Analyzed	Dil Fac
Manganese	**0.95**		0.010	mg/L		11/29/21 05:39	11/30/21 12:03	1

Method: 6020A - Metals (ICP/MS) - Total Recoverable

Analyte	Result	Qualifier	RL	Unit	D	Prepared	Analyzed	Dil Fac
Arsenic	**0.0057**		0.0020	mg/L		11/29/21 05:32	11/29/21 14:38	1

Client Sample ID: WG-11226525-111721-NA-NM13

Lab Sample ID: 410-64474-4
Matrix: Water
Date Collected: 11/17/21 18:14
Date Received: 11/23/21 11:30

Method: 8260C - Volatile Organic Compounds by GC/MS

Analyte	Result	Qualifier	RL	Unit	D	Prepared	Analyzed	Dil Fac
Benzene	<1.0		1.0	ug/L			11/24/21 13:19	1
Ethylbenzene	<1.0		1.0	ug/L			11/24/21 13:19	1
Toluene	<1.0		1.0	ug/L			11/24/21 13:19	1
Xylenes, Total	<1.0		1.0	ug/L			11/24/21 13:19	1

Surrogate	*%Recovery*	*Qualifier*	*Limits*	*Prepared*	*Analyzed*	*Dil Fac*
1,2-Dichloroethane-d4 (Surr)	*98*		*80 - 120*		*11/24/21 13:19*	*1*
4-Bromofluorobenzene (Surr)	*100*		*80 - 120*		*11/24/21 13:19*	*1*
Dibromofluoromethane (Surr)	*100*		*80 - 120*		*11/24/21 13:19*	*1*
Toluene-d8 (Surr)	*100*		*80 - 120*		*11/24/21 13:19*	*1*

Method: NWTPH-Gx - Northwest - Volatile Petroleum Products (GC)

Analyte	Result	Qualifier	RL	Unit	D	Prepared	Analyzed	Dil Fac
C7-C12 (1C)	<250		250	ug/L			11/25/21 00:28	1

Surrogate	*%Recovery*	*Qualifier*	*Limits*	*Prepared*	*Analyzed*	*Dil Fac*
a,a,a-Trifluorotoluene (fid) (1C)	*95*		*50 - 150*		*11/25/21 00:28*	*1*

Method: NWTPH-Dx - Northwest - Semi-Volatile Petroleum Products (GC)

Analyte	Result	Qualifier	RL	Unit	D	Prepared	Analyzed	Dil Fac
C12-C24	**340**		110	ug/L		11/30/21 17:00	12/01/21 11:21	1
C24-C40	<260		260	ug/L		11/30/21 17:00	12/01/21 11:21	1

Surrogate	*%Recovery*	*Qualifier*	*Limits*	*Prepared*	*Analyzed*	*Dil Fac*
o- terphenyl (Surr)	*90*		*50 - 150*	*11/30/21 17:00*	*12/01/21 11:21*	*1*

Method: 6010D - Metals (ICP) - Total Recoverable

Analyte	Result	Qualifier	RL	Unit	D	Prepared	Analyzed	Dil Fac
Manganese	<0.010		0.010	mg/L		11/29/21 05:39	11/30/21 12:08	1

Method: 6020A - Metals (ICP/MS) - Total Recoverable

Analyte	Result	Qualifier	RL	Unit	D	Prepared	Analyzed	Dil Fac
Arsenic	<0.0020		0.0020	mg/L		11/29/21 05:32	11/29/21 14:14	1

Client Sample ID: WG-11226525-111821-NA-NM18

Lab Sample ID: 410-64474-5

Date Collected: 11/18/21 09:26

Matrix: Water

Date Received: 11/23/21 11:30

Method: 8260C - Volatile Organic Compounds by GC/MS

Analyte	Result	Qualifier	RL	Unit	D	Prepared	Analyzed	Dil Fac
Benzene	<1.0		1.0	ug/L			11/30/21 14:15	1
Ethylbenzene	<1.0		1.0	ug/L			11/30/21 14:15	1
Toluene	<1.0		1.0	ug/L			11/30/21 14:15	1
Xylenes, Total	<1.0		1.0	ug/L			11/30/21 14:15	1

Surrogate	*%Recovery*	*Qualifier*	*Limits*	*Prepared*	*Analyzed*	*Dil Fac*
1,2-Dichloroethane-d4 (Surr)	*105*		*80 - 120*		*11/30/21 14:15*	*1*
4-Bromofluorobenzene (Surr)	*102*		*80 - 120*		*11/30/21 14:15*	*1*
Dibromofluoromethane (Surr)	*107*		*80 - 120*		*11/30/21 14:15*	*1*
Toluene-d8 (Surr)	*101*		*80 - 120*		*11/30/21 14:15*	*1*

Method: NWTPH-Gx - Northwest - Volatile Petroleum Products (GC)

Analyte	Result	Qualifier	RL	Unit	D	Prepared	Analyzed	Dil Fac
C7-C12 (1C)	<250		250	ug/L			11/24/21 20:32	1

Surrogate	*%Recovery*	*Qualifier*	*Limits*	*Prepared*	*Analyzed*	*Dil Fac*
a,a,a-Trifluorotoluene (fid) (1C)	*88*		*50 - 150*		*11/24/21 20:32*	*1*

Method: NWTPH-Dx - Northwest - Semi-Volatile Petroleum Products (GC)

Analyte	Result	Qualifier	RL	Unit	D	Prepared	Analyzed	Dil Fac
C12-C24	<100	*1	100	ug/L		11/26/21 09:11	11/29/21 13:33	1
C24-C40	<260		260	ug/L		11/26/21 09:11	11/29/21 13:33	1

Surrogate	*%Recovery*	*Qualifier*	*Limits*	*Prepared*	*Analyzed*	*Dil Fac*
o- terphenyl (Surr)	*83*		*50 - 150*	*11/26/21 09:11*	*11/29/21 13:33*	*1*

Method: 6010D - Metals (ICP) - Total Recoverable

Analyte	Result	Qualifier	RL	Unit	D	Prepared	Analyzed	Dil Fac
Manganese	**0.024**		0.010	mg/L		11/29/21 05:39	11/30/21 12:18	1

Method: 6020A - Metals (ICP/MS) - Total Recoverable

Analyte	Result	Qualifier	RL	Unit	D	Prepared	Analyzed	Dil Fac
Arsenic	**0.0036**		0.0020	mg/L		11/29/21 05:32	11/29/21 14:08	1

Client Sample ID: WG-11226525-111821-NA-NM24

Lab Sample ID: 410-64474-6

Date Collected: 11/18/21 11:26

Matrix: Water

Date Received: 11/23/21 11:30

Method: 8260C - Volatile Organic Compounds by GC/MS

Analyte	Result	Qualifier	RL	Unit	D	Prepared	Analyzed	Dil Fac
Benzene	<1.0		1.0	ug/L			11/30/21 14:36	1
Ethylbenzene	<1.0		1.0	ug/L			11/30/21 14:36	1
Toluene	<1.0		1.0	ug/L			11/30/21 14:36	1
Xylenes, Total	<1.0		1.0	ug/L			11/30/21 14:36	1

Surrogate	*%Recovery*	*Qualifier*	*Limits*	*Prepared*	*Analyzed*	*Dil Fac*
1,2-Dichloroethane-d4 (Surr)	*104*		*80 - 120*		*11/30/21 14:36*	*1*
4-Bromofluorobenzene (Surr)	*101*		*80 - 120*		*11/30/21 14:36*	*1*
Dibromofluoromethane (Surr)	*108*		*80 - 120*		*11/30/21 14:36*	*1*
Toluene-d8 (Surr)	*99*		*80 - 120*		*11/30/21 14:36*	*1*

Client Sample Results

Client: GHD Inc.
Project/Site: P66 N Market Street

Job ID: 410-64474-1

Client Sample ID: WG-11226525-111821-NA-NM24

Lab Sample ID: 410-64474-6

Date Collected: 11/18/21 11:26
Date Received: 11/23/21 11:30

Matrix: Water

Method: NWTPH-Gx - Northwest - Volatile Petroleum Products (GC)

Analyte	Result	Qualifier	RL	Unit	D	Prepared	Analyzed	Dil Fac
C7-C12 (1C)	<250		250	ug/L			11/24/21 20:55	1

Surrogate	*%Recovery*	*Qualifier*	*Limits*	*Prepared*	*Analyzed*	*Dil Fac*
a,a,a-Trifluorotoluene (fid) (1C)	*94*		*50 - 150*		*11/24/21 20:55*	*1*

Method: NWTPH-Dx - Northwest - Semi-Volatile Petroleum Products (GC)

Analyte	Result	Qualifier	RL	Unit	D	Prepared	Analyzed	Dil Fac
C12-C24	**160**		100	ug/L		11/30/21 17:00	12/01/21 11:43	1
C24-C40	<260		260	ug/L		11/30/21 17:00	12/01/21 11:43	1

Surrogate	*%Recovery*	*Qualifier*	*Limits*	*Prepared*	*Analyzed*	*Dil Fac*
o- terphenyl (Surr)	*80*		*50 - 150*	*11/30/21 17:00*	*12/01/21 11:43*	*1*

Method: 6010D - Metals (ICP) - Total Recoverable

Analyte	Result	Qualifier	RL	Unit	D	Prepared	Analyzed	Dil Fac
Manganese	**0.21**		0.010	mg/L		11/29/21 05:39	11/30/21 12:01	1

Method: 6020A - Metals (ICP/MS) - Total Recoverable

Analyte	Result	Qualifier	RL	Unit	D	Prepared	Analyzed	Dil Fac
Arsenic	**0.0022**		0.0020	mg/L		11/29/21 05:32	11/29/21 14:16	1

Client Sample ID: WG-11226525-111821-NA-NM32

Lab Sample ID: 410-64474-7

Date Collected: 11/18/21 14:12
Date Received: 11/23/21 11:30

Matrix: Water

Method: 8260C - Volatile Organic Compounds by GC/MS

Analyte	Result	Qualifier	RL	Unit	D	Prepared	Analyzed	Dil Fac
Benzene	<1.0		1.0	ug/L			11/30/21 14:56	1
Ethylbenzene	<1.0		1.0	ug/L			11/30/21 14:56	1
Toluene	<1.0		1.0	ug/L			11/30/21 14:56	1
Xylenes, Total	<1.0		1.0	ug/L			11/30/21 14:56	1

Surrogate	*%Recovery*	*Qualifier*	*Limits*	*Prepared*	*Analyzed*	*Dil Fac*
1,2-Dichloroethane-d4 (Surr)	*103*		*80 - 120*		*11/30/21 14:56*	*1*
4-Bromofluorobenzene (Surr)	*104*		*80 - 120*		*11/30/21 14:56*	*1*
Dibromofluoromethane (Surr)	*108*		*80 - 120*		*11/30/21 14:56*	*1*
Toluene-d8 (Surr)	*101*		*80 - 120*		*11/30/21 14:56*	*1*

Method: NWTPH-Gx - Northwest - Volatile Petroleum Products (GC)

Analyte	Result	Qualifier	RL	Unit	D	Prepared	Analyzed	Dil Fac
C7-C12 (1C)	<250		250	ug/L			11/24/21 21:43	1

Surrogate	*%Recovery*	*Qualifier*	*Limits*	*Prepared*	*Analyzed*	*Dil Fac*
a,a,a-Trifluorotoluene (fid) (1C)	*94*		*50 - 150*		*11/24/21 21:43*	*1*

Method: NWTPH-Dx - Northwest - Semi-Volatile Petroleum Products (GC)

Analyte	Result	Qualifier	RL	Unit	D	Prepared	Analyzed	Dil Fac
C12-C24	<100	*1	100	ug/L		11/26/21 09:11	11/29/21 14:41	1
C24-C40	<250		250	ug/L		11/26/21 09:11	11/29/21 14:41	1

Surrogate	*%Recovery*	*Qualifier*	*Limits*	*Prepared*	*Analyzed*	*Dil Fac*
o- terphenyl (Surr)	*89*		*50 - 150*	*11/26/21 09:11*	*11/29/21 14:41*	*1*

Client Sample Results

Client: GHD Inc.
Project/Site: P66 N Market Street

Job ID: 410-64474-1

Client Sample ID: WG-11226525-111821-NA-NM32

Lab Sample ID: 410-64474-7

Date Collected: 11/18/21 14:12
Date Received: 11/23/21 11:30

Matrix: Water

Method: 6010D - Metals (ICP) - Total Recoverable

Analyte	Result	Qualifier	RL	Unit	D	Prepared	Analyzed	Dil Fac
Manganese	**0.25**		0.010	mg/L		11/29/21 05:39	11/30/21 12:16	1

Method: 6020A - Metals (ICP/MS) - Total Recoverable

Analyte	Result	Qualifier	RL	Unit	D	Prepared	Analyzed	Dil Fac
Arsenic	**0.0035**		0.0020	mg/L		11/29/21 05:32	11/29/21 14:12	1

Client Sample ID: WG-11226525-111821-NA-NM33

Lab Sample ID: 410-64474-8

Date Collected: 11/18/21 15:51
Date Received: 11/23/21 11:30

Matrix: Water

Method: 8260C - Volatile Organic Compounds by GC/MS

Analyte	Result	Qualifier	RL	Unit	D	Prepared	Analyzed	Dil Fac
Benzene	<1.0		1.0	ug/L			11/30/21 15:16	1
Ethylbenzene	<1.0		1.0	ug/L			11/30/21 15:16	1
Toluene	<1.0		1.0	ug/L			11/30/21 15:16	1
Xylenes, Total	<1.0		1.0	ug/L			11/30/21 15:16	1

Surrogate	*%Recovery*	*Qualifier*	*Limits*	*Prepared*	*Analyzed*	*Dil Fac*
1,2-Dichloroethane-d4 (Surr)	*101*		*80 - 120*		*11/30/21 15:16*	*1*
4-Bromofluorobenzene (Surr)	*102*		*80 - 120*		*11/30/21 15:16*	*1*
Dibromofluoromethane (Surr)	*108*		*80 - 120*		*11/30/21 15:16*	*1*
Toluene-d8 (Surr)	*99*		*80 - 120*		*11/30/21 15:16*	*1*

Method: NWTPH-Gx - Northwest - Volatile Petroleum Products (GC)

Analyte	Result	Qualifier	RL	Unit	D	Prepared	Analyzed	Dil Fac
C7-C12 (1C)	<250		250	ug/L			11/24/21 22:06	1

Surrogate	*%Recovery*	*Qualifier*	*Limits*	*Prepared*	*Analyzed*	*Dil Fac*
a,a,a-Trifluorotoluene (fid) (1C)	*94*		*50 - 150*		*11/24/21 22:06*	*1*

Method: NWTPH-Dx - Northwest - Semi-Volatile Petroleum Products (GC)

Analyte	Result	Qualifier	RL	Unit	D	Prepared	Analyzed	Dil Fac
C12-C24	<100	*1	100	ug/L		11/26/21 09:11	11/29/21 15:04	1
C24-C40	<250		250	ug/L		11/26/21 09:11	11/29/21 15:04	1

Surrogate	*%Recovery*	*Qualifier*	*Limits*	*Prepared*	*Analyzed*	*Dil Fac*
o- terphenyl (Surr)	*85*		*50 - 150*	*11/26/21 09:11*	*11/29/21 15:04*	*1*

Method: 6010D - Metals (ICP) - Total Recoverable

Analyte	Result	Qualifier	RL	Unit	D	Prepared	Analyzed	Dil Fac
Manganese	**0.040**		0.010	mg/L		11/29/21 05:39	11/30/21 12:33	1

Method: 6020A - Metals (ICP/MS) - Total Recoverable

Analyte	Result	Qualifier	RL	Unit	D	Prepared	Analyzed	Dil Fac
Arsenic	<0.0020		0.0020	mg/L		11/29/21 05:32	11/29/21 13:59	1

Client Sample Results

Client: GHD Inc.
Project/Site: P66 N Market Street

Job ID: 410-64474-1

Client Sample ID: WG-11226525-111821-NA-NM31

Lab Sample ID: 410-64474-9

Date Collected: 11/18/21 17:24
Matrix: Water
Date Received: 11/23/21 11:30

Method: 8260C - Volatile Organic Compounds by GC/MS

Analyte	Result	Qualifier	RL	Unit	D	Prepared	Analyzed	Dil Fac
Benzene	<1.0		1.0	ug/L			11/30/21 15:36	1
Ethylbenzene	<1.0		1.0	ug/L			11/30/21 15:36	1
Toluene	<1.0		1.0	ug/L			11/30/21 15:36	1
Xylenes, Total	<1.0		1.0	ug/L			11/30/21 15:36	1

Surrogate	*%Recovery*	*Qualifier*	*Limits*	*Prepared*	*Analyzed*	*Dil Fac*
1,2-Dichloroethane-d4 (Surr)	*105*		*80 - 120*		*11/30/21 15:36*	*1*
4-Bromofluorobenzene (Surr)	*102*		*80 - 120*		*11/30/21 15:36*	*1*
Dibromofluoromethane (Surr)	*107*		*80 - 120*		*11/30/21 15:36*	*1*
Toluene-d8 (Surr)	*100*		*80 - 120*		*11/30/21 15:36*	*1*

Method: NWTPH-Gx - Northwest - Volatile Petroleum Products (GC)

Analyte	Result	Qualifier	RL	Unit	D	Prepared	Analyzed	Dil Fac
C7-C12 (1C)	<250		250	ug/L			11/24/21 22:30	1

Surrogate	*%Recovery*	*Qualifier*	*Limits*	*Prepared*	*Analyzed*	*Dil Fac*
a,a,a-Trifluorotoluene (fid) (1C)	*95*		*50 - 150*		*11/24/21 22:30*	*1*

Method: NWTPH-Dx - Northwest - Semi-Volatile Petroleum Products (GC)

Analyte	Result	Qualifier	RL	Unit	D	Prepared	Analyzed	Dil Fac
C12-C24	<100		100	ug/L		11/30/21 17:00	12/01/21 12:06	1
C24-C40	<250		250	ug/L		11/30/21 17:00	12/01/21 12:06	1

Surrogate	*%Recovery*	*Qualifier*	*Limits*	*Prepared*	*Analyzed*	*Dil Fac*
o- terphenyl (Surr)	*83*		*50 - 150*	*11/30/21 17:00*	*12/01/21 12:06*	*1*

Method: 6010D - Metals (ICP) - Total Recoverable

Analyte	Result	Qualifier	RL	Unit	D	Prepared	Analyzed	Dil Fac
Manganese	**0.032**		0.010	mg/L		11/29/21 05:39	11/30/21 12:11	1

Method: 6020A - Metals (ICP/MS) - Total Recoverable

Analyte	Result	Qualifier	RL	Unit	D	Prepared	Analyzed	Dil Fac
Arsenic	**0.0021**		0.0020	mg/L		11/29/21 05:32	11/29/21 14:24	1

Client Sample ID: WG-11226525-111921-NA-NM22

Lab Sample ID: 410-64474-10

Date Collected: 11/19/21 10:45
Matrix: Water
Date Received: 11/23/21 11:30

Method: 8260C - Volatile Organic Compounds by GC/MS

Analyte	Result	Qualifier	RL	Unit	D	Prepared	Analyzed	Dil Fac
Benzene	<1.0		1.0	ug/L			11/30/21 15:56	1
Ethylbenzene	<1.0		1.0	ug/L			11/30/21 15:56	1
Toluene	<1.0		1.0	ug/L			11/30/21 15:56	1
Xylenes, Total	<1.0		1.0	ug/L			11/30/21 15:56	1

Surrogate	*%Recovery*	*Qualifier*	*Limits*	*Prepared*	*Analyzed*	*Dil Fac*
1,2-Dichloroethane-d4 (Surr)	*103*		*80 - 120*		*11/30/21 15:56*	*1*
4-Bromofluorobenzene (Surr)	*103*		*80 - 120*		*11/30/21 15:56*	*1*
Dibromofluoromethane (Surr)	*109*		*80 - 120*		*11/30/21 15:56*	*1*
Toluene-d8 (Surr)	*100*		*80 - 120*		*11/30/21 15:56*	*1*

Client Sample Results

Client: GHD Inc.
Project/Site: P66 N Market Street

Job ID: 410-64474-1

Client Sample ID: WG-11226525-111921-NA-NM22

Lab Sample ID: 410-64474-10

Date Collected: 11/19/21 10:45
Matrix: Water
Date Received: 11/23/21 11:30

Method: NWTPH-Gx - Northwest - Volatile Petroleum Products (GC)

Analyte	Result	Qualifier	RL	Unit	D	Prepared	Analyzed	Dil Fac
C7-C12 (1C)	<250		250	ug/L			11/24/21 22:53	1

Surrogate	*%Recovery*	*Qualifier*	*Limits*	*Prepared*	*Analyzed*	*Dil Fac*
a,a,a-Trifluorotoluene (fid) (1C)	*94*		*50 - 150*		*11/24/21 22:53*	*1*

Method: NWTPH-Dx - Northwest - Semi-Volatile Petroleum Products (GC)

Analyte	Result	Qualifier	RL	Unit	D	Prepared	Analyzed	Dil Fac
C12-C24	**120**		110	ug/L		11/30/21 17:00	12/01/21 12:28	1
C24-C40	<260		260	ug/L		11/30/21 17:00	12/01/21 12:28	1

Surrogate	*%Recovery*	*Qualifier*	*Limits*	*Prepared*	*Analyzed*	*Dil Fac*
o- terphenyl (Surr)	*73*		*50 - 150*	*11/30/21 17:00*	*12/01/21 12:28*	*1*

Method: 6010D - Metals (ICP) - Total Recoverable

Analyte	Result	Qualifier	RL	Unit	D	Prepared	Analyzed	Dil Fac
Manganese	**0.32**		0.010	mg/L		11/29/21 05:39	11/30/21 12:06	1

Method: 6020A - Metals (ICP/MS) - Total Recoverable

Analyte	Result	Qualifier	RL	Unit	D	Prepared	Analyzed	Dil Fac
Arsenic	**0.012**		0.0020	mg/L		11/29/21 05:32	11/29/21 14:10	1

Client Sample ID: WG-11226525-111921-NA-NM34

Lab Sample ID: 410-64474-11

Date Collected: 11/19/21 14:55
Matrix: Water
Date Received: 11/23/21 11:30

Method: 8260C - Volatile Organic Compounds by GC/MS

Analyte	Result	Qualifier	RL	Unit	D	Prepared	Analyzed	Dil Fac
Benzene	<1.0		1.0	ug/L			11/30/21 16:16	1
Ethylbenzene	<1.0		1.0	ug/L			11/30/21 16:16	1
Toluene	<1.0		1.0	ug/L			11/30/21 16:16	1
Xylenes, Total	<1.0		1.0	ug/L			11/30/21 16:16	1

Surrogate	*%Recovery*	*Qualifier*	*Limits*	*Prepared*	*Analyzed*	*Dil Fac*
1,2-Dichloroethane-d4 (Surr)	*102*		*80 - 120*		*11/30/21 16:16*	*1*
4-Bromofluorobenzene (Surr)	*102*		*80 - 120*		*11/30/21 16:16*	*1*
Dibromofluoromethane (Surr)	*105*		*80 - 120*		*11/30/21 16:16*	*1*
Toluene-d8 (Surr)	*100*		*80 - 120*		*11/30/21 16:16*	*1*

Method: NWTPH-Gx - Northwest - Volatile Petroleum Products (GC)

Analyte	Result	Qualifier	RL	Unit	D	Prepared	Analyzed	Dil Fac
C7-C12 (1C)	<250		250	ug/L			11/24/21 23:16	1

Surrogate	*%Recovery*	*Qualifier*	*Limits*	*Prepared*	*Analyzed*	*Dil Fac*
a,a,a-Trifluorotoluene (fid) (1C)	*96*		*50 - 150*		*11/24/21 23:16*	*1*

Method: NWTPH-Dx - Northwest - Semi-Volatile Petroleum Products (GC)

Analyte	Result	Qualifier	RL	Unit	D	Prepared	Analyzed	Dil Fac
C12-C24	**650**		100	ug/L		11/30/21 17:00	12/01/21 12:51	1
C24-C40	<250		250	ug/L		11/30/21 17:00	12/01/21 12:51	1

Surrogate	*%Recovery*	*Qualifier*	*Limits*	*Prepared*	*Analyzed*	*Dil Fac*
o- terphenyl (Surr)	*84*		*50 - 150*	*11/30/21 17:00*	*12/01/21 12:51*	*1*

Client Sample Results

Client: GHD Inc.
Project/Site: P66 N Market Street

Job ID: 410-64474-1

Client Sample ID: WG-11226525-111921-NA-NM34

Lab Sample ID: 410-64474-11
Date Collected: 11/19/21 14:55
Matrix: Water
Date Received: 11/23/21 11:30

Method: 6010D - Metals (ICP) - Total Recoverable

Analyte	Result	Qualifier	RL	Unit	D	Prepared	Analyzed	Dil Fac
Manganese	**0.50**		0.010	mg/L		11/29/21 05:39	11/30/21 12:31	1

Method: 6020A - Metals (ICP/MS) - Total Recoverable

Analyte	Result	Qualifier	RL	Unit	D	Prepared	Analyzed	Dil Fac
Arsenic	<0.0020		0.0020	mg/L		11/29/21 05:32	11/29/21 14:01	1

Client Sample ID: WG-11226525-111921-NA-DUP1

Lab Sample ID: 410-64474-12
Date Collected: 11/19/21 14:55
Matrix: Water
Date Received: 11/23/21 11:30

Method: 8260C - Volatile Organic Compounds by GC/MS

Analyte	Result	Qualifier	RL	Unit	D	Prepared	Analyzed	Dil Fac
Benzene	<1.0		1.0	ug/L			11/30/21 16:36	1
Ethylbenzene	<1.0		1.0	ug/L			11/30/21 16:36	1
Toluene	<1.0		1.0	ug/L			11/30/21 16:36	1
Xylenes, Total	<1.0		1.0	ug/L			11/30/21 16:36	1

Surrogate	*%Recovery*	*Qualifier*	*Limits*	*Prepared*	*Analyzed*	*Dil Fac*
1,2-Dichloroethane-d4 (Surr)	*103*		*80 - 120*		*11/30/21 16:36*	*1*
4-Bromofluorobenzene (Surr)	*104*		*80 - 120*		*11/30/21 16:36*	*1*
Dibromofluoromethane (Surr)	*108*		*80 - 120*		*11/30/21 16:36*	*1*
Toluene-d8 (Surr)	*100*		*80 - 120*		*11/30/21 16:36*	*1*

Method: NWTPH-Gx - Northwest - Volatile Petroleum Products (GC)

Analyte	Result	Qualifier	RL	Unit	D	Prepared	Analyzed	Dil Fac
C7-C12 (1C)	<250		250	ug/L			11/24/21 23:40	1

Surrogate	*%Recovery*	*Qualifier*	*Limits*	*Prepared*	*Analyzed*	*Dil Fac*
a,a,a-Trifluorotoluene (fid) (1C)	*96*		*50 - 150*		*11/24/21 23:40*	*1*

Method: NWTPH-Dx - Northwest - Semi-Volatile Petroleum Products (GC)

Analyte	Result	Qualifier	RL	Unit	D	Prepared	Analyzed	Dil Fac
C12-C24	**590**		100	ug/L		11/30/21 17:00	12/01/21 13:14	1
C24-C40	<250		250	ug/L		11/30/21 17:00	12/01/21 13:14	1

Surrogate	*%Recovery*	*Qualifier*	*Limits*	*Prepared*	*Analyzed*	*Dil Fac*
o- terphenyl (Surr)	*83*		*50 - 150*	*11/30/21 17:00*	*12/01/21 13:14*	*1*

Method: 6010D - Metals (ICP) - Total Recoverable

Analyte	Result	Qualifier	RL	Unit	D	Prepared	Analyzed	Dil Fac
Manganese	**0.49**		0.010	mg/L		11/29/21 05:39	11/30/21 12:36	1

Method: 6020A - Metals (ICP/MS) - Total Recoverable

Analyte	Result	Qualifier	RL	Unit	D	Prepared	Analyzed	Dil Fac
Arsenic	<0.0020		0.0020	mg/L		11/29/21 05:32	11/29/21 13:41	1

Client Sample Results

Client: GHD Inc.
Project/Site: P66 N Market Street

Job ID: 410-64474-1

Client Sample ID: WG-11226525-111921-NA-WC

Lab Sample ID: 410-64474-13

Date Collected: 11/19/21 11:00
Matrix: Water
Date Received: 11/23/21 11:30

Method: 8260C - Volatile Organic Compounds by GC/MS

Analyte	Result	Qualifier	RL		Unit	D	Prepared	Analyzed	Dil Fac
Ethylbenzene	<1.0		1.0		ug/L			11/30/21 16:56	1
Styrene	<5.0		5.0		ug/L			11/30/21 16:56	1
cis-1,3-Dichloropropene	<1.0		1.0		ug/L			11/30/21 16:56	1
trans-1,3-Dichloropropene	<1.0		1.0		ug/L			11/30/21 16:56	1
1,4-Dichlorobenzene	<5.0		5.0		ug/L			11/30/21 16:56	1
1,2-Dibromoethane	<1.0		1.0		ug/L			11/30/21 16:56	1
1,2-Dichloroethane	<1.0		1.0		ug/L			11/30/21 16:56	1
4-Methyl-2-pentanone	<10		10		ug/L			11/30/21 16:56	1
Methylcyclohexane	<5.0		5.0		ug/L			11/30/21 16:56	1
Toluene	<1.0		1.0		ug/L			11/30/21 16:56	1
Chlorobenzene	<1.0		1.0		ug/L			11/30/21 16:56	1
Cyclohexane	<5.0		5.0		ug/L			11/30/21 16:56	1
1,2,4-Trichlorobenzene	<5.0		5.0		ug/L			11/30/21 16:56	1
Dibromochloromethane	<1.0		1.0		ug/L			11/30/21 16:56	1
Tetrachloroethene	<1.0		1.0		ug/L			11/30/21 16:56	1
Xylenes, Total	<1.0		1.0		ug/L			11/30/21 16:56	1
cis-1,2-Dichloroethene	<1.0		1.0		ug/L			11/30/21 16:56	1
trans-1,2-Dichloroethene	<1.0		1.0		ug/L			11/30/21 16:56	1
Methyl tertiary butyl ether	<1.0		1.0		ug/L			11/30/21 16:56	1
1,3-Dichlorobenzene	<5.0		5.0		ug/L			11/30/21 16:56	1
Carbon tetrachloride	<1.0		1.0		ug/L			11/30/21 16:56	1
2-Hexanone	<10		10		ug/L			11/30/21 16:56	1
Acetone	<20		20		ug/L			11/30/21 16:56	1
Chloroform	<1.0		1.0		ug/L			11/30/21 16:56	1
Benzene	<1.0		1.0		ug/L			11/30/21 16:56	1
1,1,1-Trichloroethane	<1.0		1.0		ug/L			11/30/21 16:56	1
Bromomethane	<1.0		1.0		ug/L			11/30/21 16:56	1
Chloromethane	<1.0		1.0		ug/L			11/30/21 16:56	1
Bromochloromethane	<5.0		5.0		ug/L			11/30/21 16:56	1
Chloroethane	<1.0		1.0		ug/L			11/30/21 16:56	1
Vinyl chloride	<1.0		1.0		ug/L			11/30/21 16:56	1
Methylene Chloride	<1.0		1.0		ug/L			11/30/21 16:56	1
Carbon disulfide	<5.0		5.0		ug/L			11/30/21 16:56	1
Bromoform	<4.0		4.0		ug/L			11/30/21 16:56	1
Bromodichloromethane	<1.0		1.0		ug/L			11/30/21 16:56	1
1,1-Dichloroethane	<1.0		1.0		ug/L			11/30/21 16:56	1
1,1-Dichloroethene	<1.0		1.0		ug/L			11/30/21 16:56	1
Trichlorofluoromethane	<1.0		1.0		ug/L			11/30/21 16:56	1
Dichlorodifluoromethane	<1.0		1.0		ug/L			11/30/21 16:56	1
Freon 113	<10		10		ug/L			11/30/21 16:56	1
1,2-Dichloropropane	<1.0		1.0		ug/L			11/30/21 16:56	1
2-Butanone	<10		10		ug/L			11/30/21 16:56	1
1,1,2-Trichloroethane	<1.0		1.0		ug/L			11/30/21 16:56	1
Trichloroethene	<1.0		1.0		ug/L			11/30/21 16:56	1
Methyl acetate	<5.0		5.0		ug/L			11/30/21 16:56	1
1,1,2,2-Tetrachloroethane	<1.0		1.0		ug/L			11/30/21 16:56	1
1,2,3-Trichlorobenzene	<5.0		5.0		ug/L			11/30/21 16:56	1
o-Xylene	<1.0		1.0		ug/L			11/30/21 16:56	1
1,2-Dichlorobenzene	<5.0		5.0		ug/L			11/30/21 16:56	1

Client Sample ID: WG-11226525-111921-NA-WC

Lab Sample ID: 410-64474-13

Date Collected: 11/19/21 11:00
Matrix: Water
Date Received: 11/23/21 11:30

Method: 8260C - Volatile Organic Compounds by GC/MS (Continued)

Analyte	Result	Qualifier	RL	Unit	D	Prepared	Analyzed	Dil Fac
1,2-Dibromo-3-Chloropropane	<5.0		5.0	ug/L			11/30/21 16:56	1
Isopropylbenzene	<5.0		5.0	ug/L			11/30/21 16:56	1
m&p-Xylene	<5.0		5.0	ug/L			11/30/21 16:56	1

Surrogate	*%Recovery*	*Qualifier*	*Limits*	*Prepared*	*Analyzed*	*Dil Fac*
1,2-Dichloroethane-d4 (Surr)	*103*		*80 - 120*		*11/30/21 16:56*	*1*
4-Bromofluorobenzene (Surr)	*103*		*80 - 120*		*11/30/21 16:56*	*1*
Dibromofluoromethane (Surr)	*107*		*80 - 120*		*11/30/21 16:56*	*1*
Toluene-d8 (Surr)	*100*		*80 - 120*		*11/30/21 16:56*	*1*

Method: NWTPH-Gx - Northwest - Volatile Petroleum Products (GC)

Analyte	Result	Qualifier	RL	Unit	D	Prepared	Analyzed	Dil Fac
C7-C12 (1C)	<250		250	ug/L			11/25/21 00:04	1

Surrogate	*%Recovery*	*Qualifier*	*Limits*	*Prepared*	*Analyzed*	*Dil Fac*
a,a,a-Trifluorotoluene (fid) (1C)	*95*		*50 - 150*		*11/25/21 00:04*	*1*

Method: NWTPH-Dx - Northwest - Semi-Volatile Petroleum Products (GC)

Analyte	Result	Qualifier	RL	Unit	D	Prepared	Analyzed	Dil Fac
C12-C24	<100	*1	100	ug/L		11/26/21 09:11	11/29/21 16:58	1
C24-C40	<250		250	ug/L		11/26/21 09:11	11/29/21 16:58	1

Surrogate	*%Recovery*	*Qualifier*	*Limits*	*Prepared*	*Analyzed*	*Dil Fac*
o- terphenyl (Surr)	*84*		*50 - 150*	*11/26/21 09:11*	*11/29/21 16:58*	*1*

Method: 6010D - Metals (ICP) - Total Recoverable

Analyte	Result	Qualifier	RL	Unit	D	Prepared	Analyzed	Dil Fac
Barium	**0.0058**		0.0050	mg/L		11/29/21 05:39	11/30/21 12:13	1
Arsenic	<0.050		0.050	mg/L		11/29/21 05:39	11/30/21 12:13	1
Cadmium	<0.0050		0.0050	mg/L		11/29/21 05:39	11/30/21 12:13	1
Chromium	<0.015		0.015	mg/L		11/29/21 05:39	11/30/21 12:13	1
Lead	<0.015	^5+	0.015	mg/L		11/29/21 05:39	11/30/21 12:13	1
Selenium	<0.050	^5+	0.050	mg/L		11/29/21 05:39	11/30/21 12:13	1
Silver	<0.010	^5-	0.010	mg/L		11/29/21 05:39	11/30/21 12:13	1

Method: 7470A - Mercury (CVAA)

Analyte	Result	Qualifier	RL	Unit	D	Prepared	Analyzed	Dil Fac
Mercury	<0.00020		0.00020	mg/L		11/29/21 15:36	11/30/21 13:38	1

Client Sample ID: Trip Blank

Lab Sample ID: 410-64474-14

Date Collected: 11/15/21 00:00
Matrix: Water
Date Received: 11/23/21 11:30

Method: 8260C - Volatile Organic Compounds by GC/MS

Analyte	Result	Qualifier	RL	Unit	D	Prepared	Analyzed	Dil Fac
Benzene	<1.0		1.0	ug/L			11/24/21 11:58	1
Ethylbenzene	<1.0		1.0	ug/L			11/24/21 11:58	1
Toluene	<1.0		1.0	ug/L			11/24/21 11:58	1
Xylenes, Total	<1.0		1.0	ug/L			11/24/21 11:58	1

Surrogate	*%Recovery*	*Qualifier*	*Limits*	*Prepared*	*Analyzed*	*Dil Fac*
1,2-Dichloroethane-d4 (Surr)	*99*		*80 - 120*		*11/24/21 11:58*	*1*

Client: GHD Inc.
Project/Site: P66 N Market Street

Job ID: 410-64474-1

Client Sample ID: Trip Blank

Lab Sample ID: 410-64474-14

Date Collected: 11/15/21 00:00
Matrix: Water
Date Received: 11/23/21 11:30

Method: 8260C - Volatile Organic Compounds by GC/MS (Continued)

Surrogate	*%Recovery*	*Qualifier*	*Limits*	*Prepared*	*Analyzed*	*Dil Fac*
4-Bromofluorobenzene (Surr)	*100*		*80 - 120*		*11/24/21 11:58*	*1*
Dibromofluoromethane (Surr)	*99*		*80 - 120*		*11/24/21 11:58*	*1*
Toluene-d8 (Surr)	*100*		*80 - 120*		*11/24/21 11:58*	*1*

Method: NWTPH-Gx - Northwest - Volatile Petroleum Products (GC)

Analyte	Result	Qualifier	RL	Unit	D	Prepared	Analyzed	Dil Fac
C7-C12 (1C)	<250		250	ug/L			11/24/21 17:22	1

Surrogate	*%Recovery*	*Qualifier*	*Limits*	*Prepared*	*Analyzed*	*Dil Fac*
a,a,a-Trifluorotoluene (fid) (1C)	*95*		*50 - 150*		*11/24/21 17:22*	*1*

Surrogate Summary

Client: GHD Inc.
Project/Site: P66 N Market Street

Job ID: 410-64474-1

Method: 8260C - Volatile Organic Compounds by GC/MS

Matrix: Water **Prep Type: Total/NA**

		Percent Surrogate Recovery (Acceptance Limits)			
		DCA	BFB	DBFM	TOL
Lab Sample ID	Client Sample ID	(80-120)	(80-120)	(80-120)	(80-120)
410-64474-1	WG-11226525-111521-NA-NM11	100	100	101	101
410-64474-2	WG-11226525-111521-NA-NM3	99	99	100	99
410-64474-3	WG-11226525-111721-NA-NM4	98	100	99	101
410-64474-4	WG-11226525-111721-NA-NM13	98	100	100	100
410-64474-5	WG-11226525-111821-NA-NM18	105	102	107	101
410-64474-6	WG-11226525-111821-NA-NM24	104	101	108	99
410-64474-7	WG-11226525-111821-NA-NM32	103	104	108	101
410-64474-8	WG-11226525-111821-NA-NM33	101	102	108	99
410-64474-9	WG-11226525-111821-NA-NM31	105	102	107	100
410-64474-10	WG-11226525-111921-NA-NM22	103	103	109	100
410-64474-11	WG-11226525-111921-NA-NM34	102	102	105	100
410-64474-12	WG-11226525-111921-NA-DUP1	103	104	108	100
410-64474-13	WG-11226525-111921-NA-WC	103	103	107	100
410-64474-14	Trip Blank	99	100	99	100
LCS 410-198443/4	Lab Control Sample	100	102	103	102
LCS 410-199464/4	Lab Control Sample	100	107	106	103
LCSD 410-198443/5	Lab Control Sample Dup	97	100	101	101
MB 410-198443/7	Method Blank	98	97	98	100
MB 410-199464/6	Method Blank	103	103	107	100

Surrogate Legend

DCA = 1,2-Dichloroethane-d4 (Surr)
BFB = 4-Bromofluorobenzene (Surr)
DBFM = Dibromofluoromethane (Surr)
TOL = Toluene-d8 (Surr)

Method: NWTPH-Gx - Northwest - Volatile Petroleum Products (GC)

Matrix: Water **Prep Type: Total/NA**

		Percent Surrogate Recovery (Acceptance Limits)
		TFT-F1
Lab Sample ID	Client Sample ID	(50-150)
410-64474-1	WG-11226525-111521-NA-NM11	95
410-64474-2	WG-11226525-111521-NA-NM3	94
410-64474-3	WG-11226525-111721-NA-NM4	95
410-64474-4	WG-11226525-111721-NA-NM13	95
410-64474-5	WG-11226525-111821-NA-NM18	88
410-64474-6	WG-11226525-111821-NA-NM24	94
410-64474-7	WG-11226525-111821-NA-NM32	94
410-64474-8	WG-11226525-111821-NA-NM33	94

Surrogate Summary

Client: GHD Inc.
Job ID: 410-64474-1
Project/Site: P66 N Market Street

Method: NWTPH-Gx - Northwest - Volatile Petroleum Products (GC) (Continued)

Matrix: Water **Prep Type: Total/NA**

Lab Sample ID	Client Sample ID	TFT-F1 (50-150)
410-64474-9	WG-11226525-111821-NA-NM31	95
410-64474-10	WG-11226525-111921-NA-NM22	94
410-64474-11	WG-11226525-111921-NA-NM34	96
410-64474-12	WG-11226525-111921-NA-DUP1	96
410-64474-13	WG-11226525-111921-NA-WC	95
410-64474-14	Trip Blank	95
LCS 410-198637/5	Lab Control Sample	91
LCSD 410-198637/6	Lab Control Sample Dup	91
MB 410-198637/4	Method Blank	95

Percent Surrogate Recovery (Acceptance Limits)

Surrogate Legend

TFT-F = a,a,a-Trifluorotoluene (fid)

Method: NWTPH-Dx - Northwest - Semi-Volatile Petroleum Products (GC)

Matrix: Water **Prep Type: Total/NA**

Lab Sample ID	Client Sample ID	OTP (50-150)
410-64474-1	WG-11226525-111521-NA-NM11	85
410-64474-2	WG-11226525-111521-NA-NM3	67
410-64474-3	WG-11226525-111721-NA-NM4	80
410-64474-4	WG-11226525-111721-NA-NM13	90
410-64474-5	WG-11226525-111821-NA-NM18	83
410-64474-6	WG-11226525-111821-NA-NM24	80
410-64474-7	WG-11226525-111821-NA-NM32	89
410-64474-8	WG-11226525-111821-NA-NM33	85
410-64474-9	WG-11226525-111821-NA-NM31	83
410-64474-10	WG-11226525-111921-NA-NM22	73
410-64474-11	WG-11226525-111921-NA-NM34	84
410-64474-12	WG-11226525-111921-NA-DUP1	83
410-64474-13	WG-11226525-111921-NA-WC	84
LCS 410-198663/2-A	Lab Control Sample	86
LCS 410-198840/2-A	Lab Control Sample	89
LCS 410-199779/2-A	Lab Control Sample	74
LCSD 410-198663/3-A	Lab Control Sample Dup	89
LCSD 410-198840/3-A	Lab Control Sample Dup	81
LCSD 410-199779/3-A	Lab Control Sample Dup	85
MB 410-198663/1-A	Method Blank	73
MB 410-198840/1-A	Method Blank	85
MB 410-199779/1-A	Method Blank	79

Percent Surrogate Recovery (Acceptance Limits)

Surrogate Summary

Client: GHD Inc.
Project/Site: P66 N Market Street

Job ID: 410-64474-1

Surrogate Legend

OTP = o- terphenyl (Surr)

Method: 8260C - Volatile Organic Compounds by GC/MS

Lab Sample ID: MB 410-198443/7
Matrix: Water
Analysis Batch: 198443

Client Sample ID: Method Blank
Prep Type: Total/NA

Analyte	MB Result	MB Qualifier	RL		Unit	D	Prepared	Analyzed	Dil Fac
Ethylbenzene	<1.0		1.0		ug/L			11/24/21 10:58	1
Toluene	<1.0		1.0		ug/L			11/24/21 10:58	1
Xylenes, Total	<1.0		1.0		ug/L			11/24/21 10:58	1
Benzene	<1.0		1.0		ug/L			11/24/21 10:58	1

Surrogate	*MB %Recovery*	*MB Qualifier*	*Limits*	*Prepared*	*Analyzed*	*Dil Fac*
1,2-Dichloroethane-d4 (Surr)	*98*		*80 - 120*		*11/24/21 10:58*	*1*
4-Bromofluorobenzene (Surr)	*97*		*80 - 120*		*11/24/21 10:58*	*1*
Dibromofluoromethane (Surr)	*98*		*80 - 120*		*11/24/21 10:58*	*1*
Toluene-d8 (Surr)	*100*		*80 - 120*		*11/24/21 10:58*	*1*

Lab Sample ID: LCS 410-198443/4
Matrix: Water
Analysis Batch: 198443

Client Sample ID: Lab Control Sample
Prep Type: Total/NA

Analyte			Spike Added	LCS Result	LCS Qualifier	Unit	D	%Rec	%Rec. Limits		
Ethylbenzene			20.0	19.9		ug/L		100	80 - 120		
Toluene			20.0	19.5		ug/L		97	80 - 120		
Xylenes, Total			60.0	59.3		ug/L		99	80 - 120		
Benzene			20.0	20.0		ug/L		100	80 - 120		

Surrogate	*LCS %Recovery*	*LCS Qualifier*	*Limits*
1,2-Dichloroethane-d4 (Surr)	*100*		*80 - 120*
4-Bromofluorobenzene (Surr)	*102*		*80 - 120*
Dibromofluoromethane (Surr)	*103*		*80 - 120*
Toluene-d8 (Surr)	*102*		*80 - 120*

Lab Sample ID: LCSD 410-198443/5
Matrix: Water
Analysis Batch: 198443

Client Sample ID: Lab Control Sample Dup
Prep Type: Total/NA

Analyte			Spike Added	LCSD Result	LCSD Qualifier	Unit	D	%Rec	%Rec. Limits	RPD	RPD Limit
Ethylbenzene			20.0	19.0		ug/L		95	80 - 120	5	30
Toluene			20.0	19.0		ug/L		95	80 - 120	2	30
Xylenes, Total			60.0	57.3		ug/L		96	80 - 120	3	30
Benzene			20.0	19.3		ug/L		97	80 - 120	3	30

Surrogate	*LCSD %Recovery*	*LCSD Qualifier*	*Limits*
1,2-Dichloroethane-d4 (Surr)	*97*		*80 - 120*
4-Bromofluorobenzene (Surr)	*100*		*80 - 120*
Dibromofluoromethane (Surr)	*101*		*80 - 120*
Toluene-d8 (Surr)	*101*		*80 - 120*

Method: 8260C - Volatile Organic Compounds by GC/MS (Continued)

Lab Sample ID: MB 410-199464/6
Matrix: Water
Analysis Batch: 199464

Client Sample ID: Method Blank
Prep Type: Total/NA

Analyte	MB Result	MB Qualifier	RL		Unit	D	Prepared	Analyzed	Dil Fac
Ethylbenzene	<1.0		1.0		ug/L			11/30/21 10:02	1
Styrene	<5.0		5.0		ug/L			11/30/21 10:02	1
cis-1,3-Dichloropropene	<1.0		1.0		ug/L			11/30/21 10:02	1
trans-1,3-Dichloropropene	<1.0		1.0		ug/L			11/30/21 10:02	1
1,4-Dichlorobenzene	<5.0		5.0		ug/L			11/30/21 10:02	1
1,2-Dibromoethane	<1.0		1.0		ug/L			11/30/21 10:02	1
1,2-Dichloroethane	<1.0		1.0		ug/L			11/30/21 10:02	1
4-Methyl-2-pentanone	<10		10		ug/L			11/30/21 10:02	1
Methylcyclohexane	<5.0		5.0		ug/L			11/30/21 10:02	1
Toluene	<1.0		1.0		ug/L			11/30/21 10:02	1
Chlorobenzene	<1.0		1.0		ug/L			11/30/21 10:02	1
Cyclohexane	<5.0		5.0		ug/L			11/30/21 10:02	1
1,2,4-Trichlorobenzene	<5.0		5.0		ug/L			11/30/21 10:02	1
Dibromochloromethane	<1.0		1.0		ug/L			11/30/21 10:02	1
Tetrachloroethene	<1.0		1.0		ug/L			11/30/21 10:02	1
Xylenes, Total	<1.0		1.0		ug/L			11/30/21 10:02	1
cis-1,2-Dichloroethene	<1.0		1.0		ug/L			11/30/21 10:02	1
trans-1,2-Dichloroethene	<1.0		1.0		ug/L			11/30/21 10:02	1
Methyl tertiary butyl ether	<1.0		1.0		ug/L			11/30/21 10:02	1
1,3-Dichlorobenzene	<5.0		5.0		ug/L			11/30/21 10:02	1
Carbon tetrachloride	<1.0		1.0		ug/L			11/30/21 10:02	1
2-Hexanone	<10		10		ug/L			11/30/21 10:02	1
Acetone	<20		20		ug/L			11/30/21 10:02	1
Chloroform	<1.0		1.0		ug/L			11/30/21 10:02	1
Benzene	<1.0		1.0		ug/L			11/30/21 10:02	1
1,1,1-Trichloroethane	<1.0		1.0		ug/L			11/30/21 10:02	1
Bromomethane	<1.0		1.0		ug/L			11/30/21 10:02	1
Chloromethane	<1.0		1.0		ug/L			11/30/21 10:02	1
Bromochloromethane	<5.0		5.0		ug/L			11/30/21 10:02	1
Chloroethane	<1.0		1.0		ug/L			11/30/21 10:02	1
Vinyl chloride	<1.0		1.0		ug/L			11/30/21 10:02	1
Methylene Chloride	<1.0		1.0		ug/L			11/30/21 10:02	1
Carbon disulfide	<5.0		5.0		ug/L			11/30/21 10:02	1
Bromoform	<4.0		4.0		ug/L			11/30/21 10:02	1
Bromodichloromethane	<1.0		1.0		ug/L			11/30/21 10:02	1
1,1-Dichloroethane	<1.0		1.0		ug/L			11/30/21 10:02	1
1,1-Dichloroethene	<1.0		1.0		ug/L			11/30/21 10:02	1
Trichlorofluoromethane	<1.0		1.0		ug/L			11/30/21 10:02	1
Dichlorodifluoromethane	<1.0		1.0		ug/L			11/30/21 10:02	1
Freon 113	<10		10		ug/L			11/30/21 10:02	1
1,2-Dichloropropane	<1.0		1.0		ug/L			11/30/21 10:02	1
2-Butanone	<10		10		ug/L			11/30/21 10:02	1
1,1,2-Trichloroethane	<1.0		1.0		ug/L			11/30/21 10:02	1
Trichloroethene	<1.0		1.0		ug/L			11/30/21 10:02	1
Methyl acetate	<5.0		5.0		ug/L			11/30/21 10:02	1
1,1,2,2-Tetrachloroethane	<1.0		1.0		ug/L			11/30/21 10:02	1
1,2,3-Trichlorobenzene	<5.0		5.0		ug/L			11/30/21 10:02	1
o-Xylene	<1.0		1.0		ug/L			11/30/21 10:02	1

Method: 8260C - Volatile Organic Compounds by GC/MS (Continued)

Lab Sample ID: MB 410-199464/6
Matrix: Water
Analysis Batch: 199464

Client Sample ID: Method Blank
Prep Type: Total/NA

Analyte	MB Result	MB Qualifier	RL	Unit	D	Prepared	Analyzed	Dil Fac
1,2-Dichlorobenzene	<5.0		5.0	ug/L			11/30/21 10:02	1
1,2-Dibromo-3-Chloropropane	<5.0		5.0	ug/L			11/30/21 10:02	1
Isopropylbenzene	<5.0		5.0	ug/L			11/30/21 10:02	1
m&p-Xylene	<5.0		5.0	ug/L			11/30/21 10:02	1

Surrogate	*MB %Recovery*	*MB Qualifier*	*Limits*	*Prepared*	*Analyzed*	*Dil Fac*
1,2-Dichloroethane-d4 (Surr)	*103*		*80 - 120*		*11/30/21 10:02*	*1*
4-Bromofluorobenzene (Surr)	*103*		*80 - 120*		*11/30/21 10:02*	*1*
Dibromofluoromethane (Surr)	*107*		*80 - 120*		*11/30/21 10:02*	*1*
Toluene-d8 (Surr)	*100*		*80 - 120*		*11/30/21 10:02*	*1*

Lab Sample ID: LCS 410-199464/4
Matrix: Water
Analysis Batch: 199464

Client Sample ID: Lab Control Sample
Prep Type: Total/NA

Analyte	Spike Added	LCS Result	LCS Qualifier	Unit	D	%Rec	%Rec. Limits
Ethylbenzene	20.0	19.7		ug/L		98	80 - 120
Styrene	20.0	19.3		ug/L		96	80 - 120
cis-1,3-Dichloropropene	20.0	19.9		ug/L		99	75 - 120
trans-1,3-Dichloropropene	20.0	20.1		ug/L		100	67 - 120
1,4-Dichlorobenzene	20.0	19.2		ug/L		96	80 - 120
1,2-Dibromoethane	20.0	20.2		ug/L		101	77 - 120
1,2-Dichloroethane	20.0	22.1		ug/L		110	73 - 124
4-Methyl-2-pentanone	250	287		ug/L		115	62 - 133
Methylcyclohexane	20.0	18.5		ug/L		93	67 - 121
Toluene	20.0	19.6		ug/L		98	80 - 120
Chlorobenzene	20.0	19.6		ug/L		98	80 - 120
Cyclohexane	20.0	18.6		ug/L		93	68 - 126
1,2,4-Trichlorobenzene	20.0	18.3		ug/L		91	63 - 120
Dibromochloromethane	20.0	19.6		ug/L		98	71 - 120
Tetrachloroethene	20.0	19.6		ug/L		98	80 - 120
Xylenes, Total	60.0	58.1		ug/L		97	80 - 120
cis-1,2-Dichloroethene	20.0	20.5		ug/L		103	80 - 125
trans-1,2-Dichloroethene	20.0	20.1		ug/L		100	80 - 126
Methyl tertiary butyl ether	20.0	19.8		ug/L		99	69 - 122
1,3-Dichlorobenzene	20.0	19.1		ug/L		96	80 - 120
Carbon tetrachloride	20.0	20.8		ug/L		104	64 - 134
2-Hexanone	250	285		ug/L		114	56 - 135
Acetone	250	250		ug/L		100	54 - 157
Chloroform	20.0	21.1		ug/L		106	80 - 120
Benzene	20.0	20.3		ug/L		101	80 - 120
1,1,1-Trichloroethane	20.0	21.4		ug/L		107	67 - 126
Bromomethane	20.0	17.7		ug/L		88	53 - 128
Chloromethane	20.0	17.7		ug/L		89	56 - 121
Bromochloromethane	20.0	21.3		ug/L		107	80 - 120
Chloroethane	20.0	18.2		ug/L		91	55 - 123
Vinyl chloride	20.0	16.8		ug/L		84	56 - 120
Methylene Chloride	20.0	20.7		ug/L		103	80 - 120

Method: 8260C - Volatile Organic Compounds by GC/MS (Continued)

Lab Sample ID: LCS 410-199464/4
Matrix: Water
Analysis Batch: 199464

Client Sample ID: Lab Control Sample
Prep Type: Total/NA

Analyte	Spike Added	LCS Result	LCS Qualifier	Unit	D	%Rec	%Rec. Limits
Carbon disulfide	20.0	19.3		ug/L		96	65 - 128
Bromoform	20.0	18.5		ug/L		92	51 - 120
Bromodichloromethane	20.0	20.9		ug/L		105	71 - 120
1,1-Dichloroethane	20.0	20.6		ug/L		103	80 - 120
1,1-Dichloroethene	20.0	20.5		ug/L		102	80 - 131
Trichlorofluoromethane	20.0	18.6		ug/L		93	55 - 135
Dichlorodifluoromethane	20.0	18.3		ug/L		91	41 - 127
Freon 113	20.0	20.2		ug/L		101	73 - 139
1,2-Dichloropropane	20.0	20.5		ug/L		102	80 - 120
2-Butanone	250	288		ug/L		115	59 - 135
1,1,2-Trichloroethane	20.0	20.5		ug/L		102	80 - 120
Trichloroethene	20.0	19.9		ug/L		99	80 - 120
Methyl acetate	20.0	26.4		ug/L		132	54 - 136
1,1,2,2-Tetrachloroethane	20.0	20.5		ug/L		102	72 - 120
1,2,3-Trichlorobenzene	20.0	18.3		ug/L		92	66 - 120
o-Xylene	20.0	19.1		ug/L		96	80 - 120
1,2-Dichlorobenzene	20.0	19.3		ug/L		97	80 - 120
1,2-Dibromo-3-Chloropropane	20.0	20.2		ug/L		101	47 - 131
Isopropylbenzene	20.0	19.6		ug/L		98	80 - 120
m&p-Xylene	40.0	39.0		ug/L		97	80 - 120

Surrogate	*LCS %Recovery*	*LCS Qualifier*	*Limits*
1,2-Dichloroethane-d4 (Surr)	*100*		*80 - 120*
4-Bromofluorobenzene (Surr)	*107*		*80 - 120*
Dibromofluoromethane (Surr)	*106*		*80 - 120*
Toluene-d8 (Surr)	*103*		*80 - 120*

Method: NWTPH-Gx - Northwest - Volatile Petroleum Products (GC)

Lab Sample ID: MB 410-198637/4
Matrix: Water
Analysis Batch: 198637

Client Sample ID: Method Blank
Prep Type: Total/NA

Analyte	MB Result	MB Qualifier	RL	Unit	D	Prepared	Analyzed	Dil Fac
C7-C12 (1C)	<250		250	ug/L			11/24/21 16:10	1

Surrogate	*MB %Recovery*	*MB Qualifier*	*Limits*	*Prepared*	*Analyzed*	*Dil Fac*
a,a,a-Trifluorotoluene (fid) (1C)	*95*		*50 - 150*		*11/24/21 16:10*	*1*

Lab Sample ID: LCS 410-198637/5
Matrix: Water
Analysis Batch: 198637

Client Sample ID: Lab Control Sample
Prep Type: Total/NA

Analyte	Spike Added	LCS Result	LCS Qualifier	Unit	D	%Rec	%Rec. Limits
C7-C12 (1C)	1100	1120		ug/L		102	64 - 131

Surrogate	*LCS %Recovery*	*LCS Qualifier*	*Limits*
a,a,a-Trifluorotoluene (fid) (1C)	*91*		*50 - 150*

Method: NWTPH-Gx - Northwest - Volatile Petroleum Products (GC)

Lab Sample ID: LCSD 410-198637/6 — **Client Sample ID: Lab Control Sample Dup**
Matrix: Water — **Prep Type: Total/NA**
Analysis Batch: 198637

Analyte			Spike Added	LCSD Result	LCSD Qualifier	Unit	D	%Rec	%Rec. Limits	RPD	RPD Limit
C7-C12 (1C)			1100	1080		ug/L		98	64 - 131	4	30

Surrogate	*LCSD %Recovery*	*LCSD Qualifier*	*Limits*
a,a,a-Trifluorotoluene (fid) (1C)	*91*		*50 - 150*

Method: NWTPH-Dx - Northwest - Semi-Volatile Petroleum Products (GC)

Lab Sample ID: MB 410-198663/1-A — **Client Sample ID: Method Blank**
Matrix: Water — **Prep Type: Total/NA**
Analysis Batch: 198804 — **Prep Batch: 198663**

Analyte	MB Result	MB Qualifier	RL		Unit	D	Prepared	Analyzed	Dil Fac
C12-C24	<100		100		ug/L		11/24/21 16:00	11/25/21 04:06	1
C24-C40	<250		250		ug/L		11/24/21 16:00	11/25/21 04:06	1

Surrogate	*MB %Recovery*	*MB Qualifier*	*Limits*	*Prepared*	*Analyzed*	*Dil Fac*
o- terphenyl (Surr)	*73*		*50 - 150*	*11/24/21 16:00*	*11/25/21 04:06*	*1*

Lab Sample ID: LCS 410-198663/2-A — **Client Sample ID: Lab Control Sample**
Matrix: Water — **Prep Type: Total/NA**
Analysis Batch: 198804 — **Prep Batch: 198663**

Analyte			Spike Added	LCS Result	LCS Qualifier	Unit	D	%Rec	%Rec. Limits		
C12-C24			600	297		ug/L		49	14 - 115		

Surrogate	*LCS %Recovery*	*LCS Qualifier*	*Limits*
o- terphenyl (Surr)	*86*		*50 - 150*

Lab Sample ID: LCSD 410-198663/3-A — **Client Sample ID: Lab Control Sample Dup**
Matrix: Water — **Prep Type: Total/NA**
Analysis Batch: 198804 — **Prep Batch: 198663**

Analyte			Spike Added	LCSD Result	LCSD Qualifier	Unit	D	%Rec	%Rec. Limits	RPD	RPD Limit
C12-C24			600	310		ug/L		52	14 - 115	4	20

Surrogate	*LCSD %Recovery*	*LCSD Qualifier*	*Limits*
o- terphenyl (Surr)	*89*		*50 - 150*

Lab Sample ID: MB 410-198840/1-A — **Client Sample ID: Method Blank**
Matrix: Water — **Prep Type: Total/NA**
Analysis Batch: 199062 — **Prep Batch: 198840**

Analyte	MB Result	MB Qualifier	RL		Unit	D	Prepared	Analyzed	Dil Fac
C12-C24	129		100		ug/L		11/26/21 09:11	11/29/21 11:40	1
C24-C40	<250		250		ug/L		11/26/21 09:11	11/29/21 11:40	1

Method: NWTPH-Dx - Northwest - Semi-Volatile Petroleum Products (GC) (Continued)

Lab Sample ID: MB 410-198840/1-A — **Client Sample ID: Method Blank**
Matrix: Water — **Prep Type: Total/NA**
Analysis Batch: 199062 — **Prep Batch: 198840**

Surrogate	MB %Recovery	MB Qualifier	Limits	Prepared	Analyzed	Dil Fac
o- terphenyl (Surr)	85		50 - 150	11/26/21 09:11	11/29/21 11:40	1

Lab Sample ID: LCS 410-198840/2-A — **Client Sample ID: Lab Control Sample**
Matrix: Water — **Prep Type: Total/NA**
Analysis Batch: 199062 — **Prep Batch: 198840**

Analyte			Spike Added	LCS Result	LCS Qualifier	Unit	D	%Rec	%Rec. Limits		
C12-C24			600	286		ug/L		48	14 - 115		

Surrogate	LCS %Recovery	LCS Qualifier	Limits
o- terphenyl (Surr)	89		50 - 150

Lab Sample ID: LCSD 410-198840/3-A — **Client Sample ID: Lab Control Sample Dup**
Matrix: Water — **Prep Type: Total/NA**
Analysis Batch: 199062 — **Prep Batch: 198840**

Analyte			Spike Added	LCSD Result	LCSD Qualifier	Unit	D	%Rec	%Rec. Limits	RPD	RPD Limit
C12-C24			600	221	*1	ug/L		37	14 - 115	26	20

Surrogate	LCSD %Recovery	LCSD Qualifier	Limits
o- terphenyl (Surr)	81		50 - 150

Lab Sample ID: MB 410-199779/1-A — **Client Sample ID: Method Blank**
Matrix: Water — **Prep Type: Total/NA**
Analysis Batch: 200059 — **Prep Batch: 199779**

Analyte	MB Result	MB Qualifier	RL		Unit	D	Prepared	Analyzed	Dil Fac
C12-C24	<100		100		ug/L		11/30/21 17:00	12/01/21 10:13	1
C24-C40	<250		250		ug/L		11/30/21 17:00	12/01/21 10:13	1

Surrogate	MB %Recovery	MB Qualifier	Limits	Prepared	Analyzed	Dil Fac
o- terphenyl (Surr)	79		50 - 150	11/30/21 17:00	12/01/21 10:13	1

Lab Sample ID: LCS 410-199779/2-A — **Client Sample ID: Lab Control Sample**
Matrix: Water — **Prep Type: Total/NA**
Analysis Batch: 200059 — **Prep Batch: 199779**

Analyte			Spike Added	LCS Result	LCS Qualifier	Unit	D	%Rec	%Rec. Limits		
C12-C24			600	269		ug/L		45	14 - 115		

Surrogate	LCS %Recovery	LCS Qualifier	Limits
o- terphenyl (Surr)	74		50 - 150

Method: NWTPH-Dx - Northwest - Semi-Volatile Petroleum Products (GC) (Continued)

Lab Sample ID: LCSD 410-199779/3-A — **Client Sample ID: Lab Control Sample Dup**
Matrix: Water — **Prep Type: Total/NA**
Analysis Batch: 200059 — **Prep Batch: 199779**

Analyte			Spike Added	LCSD Result	LCSD Qualifier	Unit	D	%Rec	%Rec. Limits	RPD	RPD Limit
C12-C24			600	292		ug/L		49	14 - 115	8	20

Surrogate	*LCSD %Recovery*	*LCSD Qualifier*	*Limits*
o- terphenyl (Surr)	*85*		*50 - 150*

Method: 6010D - Metals (ICP)

Lab Sample ID: MB 410-198921/1-A — **Client Sample ID: Method Blank**
Matrix: Water — **Prep Type: Total Recoverable**
Analysis Batch: 199715 — **Prep Batch: 198921**

Analyte	MB Result	MB Qualifier	RL		Unit	D	Prepared	Analyzed	Dil Fac
Barium	<0.0050		0.0050		mg/L		11/29/21 05:39	11/30/21 11:31	1
Manganese	<0.010		0.010		mg/L		11/29/21 05:39	11/30/21 11:31	1
Arsenic	<0.050		0.050		mg/L		11/29/21 05:39	11/30/21 11:31	1
Cadmium	<0.0050		0.0050		mg/L		11/29/21 05:39	11/30/21 11:31	1
Chromium	<0.015		0.015		mg/L		11/29/21 05:39	11/30/21 11:31	1
Lead	<0.015	^5+	0.015		mg/L		11/29/21 05:39	11/30/21 11:31	1
Selenium	<0.050	^5+	0.050		mg/L		11/29/21 05:39	11/30/21 11:31	1
Silver	<0.010	^5-	0.010		mg/L		11/29/21 05:39	11/30/21 11:31	1

Lab Sample ID: LCS 410-198921/2-A — **Client Sample ID: Lab Control Sample**
Matrix: Water — **Prep Type: Total Recoverable**
Analysis Batch: 199715 — **Prep Batch: 198921**

Analyte			Spike Added	LCS Result	LCS Qualifier	Unit	D	%Rec	%Rec. Limits		
Barium			0.500	0.450		mg/L		90	80 - 120		
Manganese			0.500	0.530		mg/L		106	80 - 120		
Arsenic			0.500	0.516		mg/L		103	80 - 120		
Cadmium			0.0500	0.0514		mg/L		103	80 - 120		
Chromium			0.500	0.522		mg/L		104	80 - 120		
Lead			0.0500	0.0496	^5+	mg/L		99	80 - 120		
Selenium			0.100	0.101	^5+	mg/L		101	80 - 120		
Silver			0.0500	0.0516	^5-	mg/L		103	80 - 120		

Lab Sample ID: 410-64474-2 MS — **Client Sample ID: WG-11226525-111521-NA-NM3**
Matrix: Water — **Prep Type: Total Recoverable**
Analysis Batch: 199715 — **Prep Batch: 198921**

Analyte	Sample Result	Sample Qualifier	Spike Added	MS Result	MS Qualifier	Unit	D	%Rec	%Rec. Limits		
Barium	0.18		0.500	0.626		mg/L		89	75 - 125		
Manganese	0.47		0.500	0.965		mg/L		98	75 - 125		
Arsenic	<0.050		0.500	0.518		mg/L		104	75 - 125		
Cadmium	<0.0050		0.0500	0.0499		mg/L		100	75 - 125		
Chromium	0.033		0.500	0.547		mg/L		103	75 - 125		
Lead	<0.015	^5+	0.0500	0.0444	^5+	mg/L		89	75 - 125		
Selenium	<0.050	^5+	0.100	0.101	^5+	mg/L		101	75 - 125		
Silver	<0.010	^5-	0.0500	0.0520	^5-	mg/L		104	75 - 125		

Method: 6010D - Metals (ICP) (Continued)

Lab Sample ID: 410-64474-2 MSD — **Client Sample ID: WG-11226525-111521-NA-NM3**
Matrix: Water — **Prep Type: Total Recoverable**
Analysis Batch: 199715 — **Prep Batch: 198921**

Analyte	Sample Result	Sample Qualifier	Spike Added	MSD Result	MSD Qualifier	Unit	D	%Rec	%Rec. Limits	RPD	RPD Limit
Barium	0.18		0.500	0.635		mg/L		91	75 - 125	2	20
Manganese	0.47		0.500	0.969		mg/L		99	75 - 125	0	20
Arsenic	<0.050		0.500	0.537		mg/L		107	75 - 125	3	20
Cadmium	<0.0050		0.0500	0.0504		mg/L		101	75 - 125	1	20
Chromium	0.033		0.500	0.559		mg/L		105	75 - 125	2	20
Lead	<0.015	^5+	0.0500	0.0491	^5+	mg/L		98	75 - 125	10	20
Selenium	<0.050	^5+	0.100	0.110	^5+	mg/L		110	75 - 125	9	20
Silver	<0.010	^5-	0.0500	0.0531	^5-	mg/L		106	75 - 125	2	20

Lab Sample ID: 410-64474-2 DU — **Client Sample ID: WG-11226525-111521-NA-NM3**
Matrix: Water — **Prep Type: Total Recoverable**
Analysis Batch: 199715 — **Prep Batch: 198921**

Analyte	Sample Result	Sample Qualifier		DU Result	DU Qualifier	Unit	D			RPD	RPD Limit
Barium	0.18			0.174		mg/L				4	20
Manganese	0.47			0.445		mg/L				6	20
Arsenic	<0.050			<0.050		mg/L				NC	20
Cadmium	<0.0050			<0.0050		mg/L				NC	20
Chromium	0.033			0.0316		mg/L				5	20
Lead	<0.015	^5+		<0.015		mg/L				NC	20
Selenium	<0.050	^5+		<0.050		mg/L				NC	20
Silver	<0.010	^5-		<0.010		mg/L				NC	20

Method: 6020A - Metals (ICP/MS)

Lab Sample ID: MB 410-198920/1-A — **Client Sample ID: Method Blank**
Matrix: Water — **Prep Type: Total Recoverable**
Analysis Batch: 199296 — **Prep Batch: 198920**

Analyte	MB Result	MB Qualifier	RL		Unit	D	Prepared	Analyzed	Dil Fac
Arsenic	<0.0020		0.0020		mg/L		11/29/21 05:32	11/29/21 13:37	1

Lab Sample ID: LCS 410-198920/2-A — **Client Sample ID: Lab Control Sample**
Matrix: Water — **Prep Type: Total Recoverable**
Analysis Batch: 199296 — **Prep Batch: 198920**

Analyte			Spike Added	LCS Result	LCS Qualifier	Unit	D	%Rec	%Rec. Limits		
Arsenic			0.500	0.442		mg/L		88	85 - 120		

Lab Sample ID: 410-64474-12 MS — **Client Sample ID: WG-11226525-111921-NA-DUP1**
Matrix: Water — **Prep Type: Total Recoverable**
Analysis Batch: 199296 — **Prep Batch: 198920**

Analyte	Sample Result	Sample Qualifier	Spike Added	MS Result	MS Qualifier	Unit	D	%Rec	%Rec. Limits		
Arsenic	<0.0020		0.500	0.490		mg/L		98	75 - 125		

Method: 6020A - Metals (ICP/MS) (Continued)

Lab Sample ID: 410-64474-12 MSD — **Client Sample ID: WG-11226525-111921-NA-DUP1**
Matrix: Water — **Prep Type: Total Recoverable**
Analysis Batch: 199296 — **Prep Batch: 198920**

Analyte	Sample Result	Sample Qualifier	Spike Added	MSD Result	MSD Qualifier	Unit	D	%Rec	%Rec. Limits	RPD	RPD Limit
Arsenic	<0.0020		0.500	0.475		mg/L		95	75 - 125	3	20

Lab Sample ID: 410-64474-12 DU — **Client Sample ID: WG-11226525-111921-NA-DUP1**
Matrix: Water — **Prep Type: Total Recoverable**
Analysis Batch: 199296 — **Prep Batch: 198920**

Analyte	Sample Result	Sample Qualifier		DU Result	DU Qualifier	Unit	D			RPD	RPD Limit
Arsenic	<0.0020			<0.0020		mg/L				NC	20

Method: 7470A - Mercury (CVAA)

Lab Sample ID: MB 410-199282/1-A — **Client Sample ID: Method Blank**
Matrix: Water — **Prep Type: Total/NA**
Analysis Batch: 199582 — **Prep Batch: 199282**

Analyte	MB Result	MB Qualifier	RL		Unit	D	Prepared	Analyzed	Dil Fac
Mercury	<0.00020		0.00020		mg/L		11/29/21 15:36	11/30/21 12:51	1

Lab Sample ID: LCS 410-199282/2-A — **Client Sample ID: Lab Control Sample**
Matrix: Water — **Prep Type: Total/NA**
Analysis Batch: 199582 — **Prep Batch: 199282**

Analyte			Spike Added	LCS Result	LCS Qualifier	Unit	D	%Rec	%Rec. Limits		
Mercury			0.00100	0.00103		mg/L		103	80 - 118		

QC Association Summary

Client: GHD Inc.
Project/Site: P66 N Market Street

Job ID: 410-64474-1

GC/MS VOA

Analysis Batch: 198443

Lab Sample ID	Client Sample ID	Prep Type	Matrix	Method	Prep Batch
410-64474-1	WG-11226525-111521-NA-NM11	Total/NA	Water	8260C	
410-64474-2	WG-11226525-111521-NA-NM3	Total/NA	Water	8260C	
410-64474-3	WG-11226525-111721-NA-NM4	Total/NA	Water	8260C	
410-64474-4	WG-11226525-111721-NA-NM13	Total/NA	Water	8260C	
410-64474-14	Trip Blank	Total/NA	Water	8260C	
MB 410-198443/7	Method Blank	Total/NA	Water	8260C	
LCS 410-198443/4	Lab Control Sample	Total/NA	Water	8260C	
LCSD 410-198443/5	Lab Control Sample Dup	Total/NA	Water	8260C	

Analysis Batch: 199464

Lab Sample ID	Client Sample ID	Prep Type	Matrix	Method	Prep Batch
410-64474-5	WG-11226525-111821-NA-NM18	Total/NA	Water	8260C	
410-64474-6	WG-11226525-111821-NA-NM24	Total/NA	Water	8260C	
410-64474-7	WG-11226525-111821-NA-NM32	Total/NA	Water	8260C	
410-64474-8	WG-11226525-111821-NA-NM33	Total/NA	Water	8260C	
410-64474-9	WG-11226525-111821-NA-NM31	Total/NA	Water	8260C	
410-64474-10	WG-11226525-111921-NA-NM22	Total/NA	Water	8260C	
410-64474-11	WG-11226525-111921-NA-NM34	Total/NA	Water	8260C	
410-64474-12	WG-11226525-111921-NA-DUP1	Total/NA	Water	8260C	
410-64474-13	WG-11226525-111921-NA-WC	Total/NA	Water	8260C	
MB 410-199464/6	Method Blank	Total/NA	Water	8260C	
LCS 410-199464/4	Lab Control Sample	Total/NA	Water	8260C	

GC VOA

Analysis Batch: 198637

Lab Sample ID	Client Sample ID	Prep Type	Matrix	Method	Prep Batch
410-64474-1	WG-11226525-111521-NA-NM11	Total/NA	Water	NWTPH-Gx	
410-64474-2	WG-11226525-111521-NA-NM3	Total/NA	Water	NWTPH-Gx	
410-64474-3	WG-11226525-111721-NA-NM4	Total/NA	Water	NWTPH-Gx	
410-64474-4	WG-11226525-111721-NA-NM13	Total/NA	Water	NWTPH-Gx	
410-64474-5	WG-11226525-111821-NA-NM18	Total/NA	Water	NWTPH-Gx	
410-64474-6	WG-11226525-111821-NA-NM24	Total/NA	Water	NWTPH-Gx	
410-64474-7	WG-11226525-111821-NA-NM32	Total/NA	Water	NWTPH-Gx	
410-64474-8	WG-11226525-111821-NA-NM33	Total/NA	Water	NWTPH-Gx	
410-64474-9	WG-11226525-111821-NA-NM31	Total/NA	Water	NWTPH-Gx	
410-64474-10	WG-11226525-111921-NA-NM22	Total/NA	Water	NWTPH-Gx	
410-64474-11	WG-11226525-111921-NA-NM34	Total/NA	Water	NWTPH-Gx	
410-64474-12	WG-11226525-111921-NA-DUP1	Total/NA	Water	NWTPH-Gx	
410-64474-13	WG-11226525-111921-NA-WC	Total/NA	Water	NWTPH-Gx	
410-64474-14	Trip Blank	Total/NA	Water	NWTPH-Gx	
MB 410-198637/4	Method Blank	Total/NA	Water	NWTPH-Gx	
LCS 410-198637/5	Lab Control Sample	Total/NA	Water	NWTPH-Gx	
LCSD 410-198637/6	Lab Control Sample Dup	Total/NA	Water	NWTPH-Gx	

GC Semi VOA

Prep Batch: 198663

Lab Sample ID	Client Sample ID	Prep Type	Matrix	Method	Prep Batch
410-64474-1	WG-11226525-111521-NA-NM11	Total/NA	Water	3510C	
410-64474-2	WG-11226525-111521-NA-NM3	Total/NA	Water	3510C	
MB 410-198663/1-A	Method Blank	Total/NA	Water	3510C	

GC Semi VOA (Continued)

Prep Batch: 198663 (Continued)

Lab Sample ID	Client Sample ID	Prep Type	Matrix	Method	Prep Batch
LCS 410-198663/2-A	Lab Control Sample	Total/NA	Water	3510C	
LCSD 410-198663/3-A	Lab Control Sample Dup	Total/NA	Water	3510C	

Analysis Batch: 198804

Lab Sample ID	Client Sample ID	Prep Type	Matrix	Method	Prep Batch
410-64474-1	WG-11226525-111521-NA-NM11	Total/NA	Water	NWTPH-Dx	198663
410-64474-2	WG-11226525-111521-NA-NM3	Total/NA	Water	NWTPH-Dx	198663
MB 410-198663/1-A	Method Blank	Total/NA	Water	NWTPH-Dx	198663
LCS 410-198663/2-A	Lab Control Sample	Total/NA	Water	NWTPH-Dx	198663
LCSD 410-198663/3-A	Lab Control Sample Dup	Total/NA	Water	NWTPH-Dx	198663

Prep Batch: 198840

Lab Sample ID	Client Sample ID	Prep Type	Matrix	Method	Prep Batch
410-64474-3	WG-11226525-111721-NA-NM4	Total/NA	Water	3510C	
410-64474-5	WG-11226525-111821-NA-NM18	Total/NA	Water	3510C	
410-64474-7	WG-11226525-111821-NA-NM32	Total/NA	Water	3510C	
410-64474-8	WG-11226525-111821-NA-NM33	Total/NA	Water	3510C	
410-64474-13	WG-11226525-111921-NA-WC	Total/NA	Water	3510C	
MB 410-198840/1-A	Method Blank	Total/NA	Water	3510C	
LCS 410-198840/2-A	Lab Control Sample	Total/NA	Water	3510C	
LCSD 410-198840/3-A	Lab Control Sample Dup	Total/NA	Water	3510C	

Analysis Batch: 199062

Lab Sample ID	Client Sample ID	Prep Type	Matrix	Method	Prep Batch
410-64474-3	WG-11226525-111721-NA-NM4	Total/NA	Water	NWTPH-Dx	198840
410-64474-5	WG-11226525-111821-NA-NM18	Total/NA	Water	NWTPH-Dx	198840
410-64474-7	WG-11226525-111821-NA-NM32	Total/NA	Water	NWTPH-Dx	198840
410-64474-8	WG-11226525-111821-NA-NM33	Total/NA	Water	NWTPH-Dx	198840
410-64474-13	WG-11226525-111921-NA-WC	Total/NA	Water	NWTPH-Dx	198840
MB 410-198840/1-A	Method Blank	Total/NA	Water	NWTPH-Dx	198840
LCS 410-198840/2-A	Lab Control Sample	Total/NA	Water	NWTPH-Dx	198840
LCSD 410-198840/3-A	Lab Control Sample Dup	Total/NA	Water	NWTPH-Dx	198840

Prep Batch: 199779

Lab Sample ID	Client Sample ID	Prep Type	Matrix	Method	Prep Batch
410-64474-4	WG-11226525-111721-NA-NM13	Total/NA	Water	3510C	
410-64474-6	WG-11226525-111821-NA-NM24	Total/NA	Water	3510C	
410-64474-9	WG-11226525-111821-NA-NM31	Total/NA	Water	3510C	
410-64474-10	WG-11226525-111921-NA-NM22	Total/NA	Water	3510C	
410-64474-11	WG-11226525-111921-NA-NM34	Total/NA	Water	3510C	
410-64474-12	WG-11226525-111921-NA-DUP1	Total/NA	Water	3510C	
MB 410-199779/1-A	Method Blank	Total/NA	Water	3510C	
LCS 410-199779/2-A	Lab Control Sample	Total/NA	Water	3510C	
LCSD 410-199779/3-A	Lab Control Sample Dup	Total/NA	Water	3510C	

Analysis Batch: 200059

Lab Sample ID	Client Sample ID	Prep Type	Matrix	Method	Prep Batch
410-64474-4	WG-11226525-111721-NA-NM13	Total/NA	Water	NWTPH-Dx	199779
410-64474-6	WG-11226525-111821-NA-NM24	Total/NA	Water	NWTPH-Dx	199779
410-64474-9	WG-11226525-111821-NA-NM31	Total/NA	Water	NWTPH-Dx	199779
410-64474-10	WG-11226525-111921-NA-NM22	Total/NA	Water	NWTPH-Dx	199779

GC Semi VOA (Continued)

Analysis Batch: 200059 (Continued)

Lab Sample ID	Client Sample ID	Prep Type	Matrix	Method	Prep Batch
410-64474-11	WG-11226525-111921-NA-NM34	Total/NA	Water	NWTPH-Dx	199779
410-64474-12	WG-11226525-111921-NA-DUP1	Total/NA	Water	NWTPH-Dx	199779
MB 410-199779/1-A	Method Blank	Total/NA	Water	NWTPH-Dx	199779
LCS 410-199779/2-A	Lab Control Sample	Total/NA	Water	NWTPH-Dx	199779
LCSD 410-199779/3-A	Lab Control Sample Dup	Total/NA	Water	NWTPH-Dx	199779

Metals

Prep Batch: 198920

Lab Sample ID	Client Sample ID	Prep Type	Matrix	Method	Prep Batch
410-64474-1	WG-11226525-111521-NA-NM11	Total Recoverable	Water	3005A	
410-64474-2	WG-11226525-111521-NA-NM3	Total Recoverable	Water	3005A	
410-64474-3	WG-11226525-111721-NA-NM4	Total Recoverable	Water	3005A	
410-64474-4	WG-11226525-111721-NA-NM13	Total Recoverable	Water	3005A	
410-64474-5	WG-11226525-111821-NA-NM18	Total Recoverable	Water	3005A	
410-64474-6	WG-11226525-111821-NA-NM24	Total Recoverable	Water	3005A	
410-64474-7	WG-11226525-111821-NA-NM32	Total Recoverable	Water	3005A	
410-64474-8	WG-11226525-111821-NA-NM33	Total Recoverable	Water	3005A	
410-64474-9	WG-11226525-111821-NA-NM31	Total Recoverable	Water	3005A	
410-64474-10	WG-11226525-111921-NA-NM22	Total Recoverable	Water	3005A	
410-64474-11	WG-11226525-111921-NA-NM34	Total Recoverable	Water	3005A	
410-64474-12	WG-11226525-111921-NA-DUP1	Total Recoverable	Water	3005A	
MB 410-198920/1-A	Method Blank	Total Recoverable	Water	3005A	
LCS 410-198920/2-A	Lab Control Sample	Total Recoverable	Water	3005A	
410-64474-12 MS	WG-11226525-111921-NA-DUP1	Total Recoverable	Water	3005A	
410-64474-12 MSD	WG-11226525-111921-NA-DUP1	Total Recoverable	Water	3005A	
410-64474-12 DU	WG-11226525-111921-NA-DUP1	Total Recoverable	Water	3005A	

Prep Batch: 198921

Lab Sample ID	Client Sample ID	Prep Type	Matrix	Method	Prep Batch
410-64474-1	WG-11226525-111521-NA-NM11	Total Recoverable	Water	3005A	
410-64474-2	WG-11226525-111521-NA-NM3	Total Recoverable	Water	3005A	
410-64474-3	WG-11226525-111721-NA-NM4	Total Recoverable	Water	3005A	
410-64474-4	WG-11226525-111721-NA-NM13	Total Recoverable	Water	3005A	
410-64474-5	WG-11226525-111821-NA-NM18	Total Recoverable	Water	3005A	
410-64474-6	WG-11226525-111821-NA-NM24	Total Recoverable	Water	3005A	
410-64474-7	WG-11226525-111821-NA-NM32	Total Recoverable	Water	3005A	
410-64474-8	WG-11226525-111821-NA-NM33	Total Recoverable	Water	3005A	
410-64474-9	WG-11226525-111821-NA-NM31	Total Recoverable	Water	3005A	
410-64474-10	WG-11226525-111921-NA-NM22	Total Recoverable	Water	3005A	
410-64474-11	WG-11226525-111921-NA-NM34	Total Recoverable	Water	3005A	
410-64474-12	WG-11226525-111921-NA-DUP1	Total Recoverable	Water	3005A	
410-64474-13	WG-11226525-111921-NA-WC	Total Recoverable	Water	3005A	
MB 410-198921/1-A	Method Blank	Total Recoverable	Water	3005A	
LCS 410-198921/2-A	Lab Control Sample	Total Recoverable	Water	3005A	
410-64474-2 MS	WG-11226525-111521-NA-NM3	Total Recoverable	Water	3005A	
410-64474-2 MSD	WG-11226525-111521-NA-NM3	Total Recoverable	Water	3005A	
410-64474-2 DU	WG-11226525-111521-NA-NM3	Total Recoverable	Water	3005A	

QC Association Summary

Client: GHD Inc.
Project/Site: P66 N Market Street

Job ID: 410-64474-1

Metals

Prep Batch: 199282

Lab Sample ID	Client Sample ID	Prep Type	Matrix	Method	Prep Batch
410-64474-13	WG-11226525-111921-NA-WC	Total/NA	Water	7470A	
MB 410-199282/1-A	Method Blank	Total/NA	Water	7470A	
LCS 410-199282/2-A	Lab Control Sample	Total/NA	Water	7470A	

Analysis Batch: 199296

Lab Sample ID	Client Sample ID	Prep Type	Matrix	Method	Prep Batch
410-64474-1	WG-11226525-111521-NA-NM11	Total Recoverable	Water	6020A	198920
410-64474-2	WG-11226525-111521-NA-NM3	Total Recoverable	Water	6020A	198920
410-64474-3	WG-11226525-111721-NA-NM4	Total Recoverable	Water	6020A	198920
410-64474-4	WG-11226525-111721-NA-NM13	Total Recoverable	Water	6020A	198920
410-64474-5	WG-11226525-111821-NA-NM18	Total Recoverable	Water	6020A	198920
410-64474-6	WG-11226525-111821-NA-NM24	Total Recoverable	Water	6020A	198920
410-64474-7	WG-11226525-111821-NA-NM32	Total Recoverable	Water	6020A	198920
410-64474-8	WG-11226525-111821-NA-NM33	Total Recoverable	Water	6020A	198920
410-64474-9	WG-11226525-111821-NA-NM31	Total Recoverable	Water	6020A	198920
410-64474-10	WG-11226525-111921-NA-NM22	Total Recoverable	Water	6020A	198920
410-64474-11	WG-11226525-111921-NA-NM34	Total Recoverable	Water	6020A	198920
410-64474-12	WG-11226525-111921-NA-DUP1	Total Recoverable	Water	6020A	198920
MB 410-198920/1-A	Method Blank	Total Recoverable	Water	6020A	198920
LCS 410-198920/2-A	Lab Control Sample	Total Recoverable	Water	6020A	198920
410-64474-12 MS	WG-11226525-111921-NA-DUP1	Total Recoverable	Water	6020A	198920
410-64474-12 MSD	WG-11226525-111921-NA-DUP1	Total Recoverable	Water	6020A	198920
410-64474-12 DU	WG-11226525-111921-NA-DUP1	Total Recoverable	Water	6020A	198920

Analysis Batch: 199582

Lab Sample ID	Client Sample ID	Prep Type	Matrix	Method	Prep Batch
410-64474-13	WG-11226525-111921-NA-WC	Total/NA	Water	7470A	199282
MB 410-199282/1-A	Method Blank	Total/NA	Water	7470A	199282
LCS 410-199282/2-A	Lab Control Sample	Total/NA	Water	7470A	199282

Analysis Batch: 199715

Lab Sample ID	Client Sample ID	Prep Type	Matrix	Method	Prep Batch
410-64474-1	WG-11226525-111521-NA-NM11	Total Recoverable	Water	6010D	198921
410-64474-2	WG-11226525-111521-NA-NM3	Total Recoverable	Water	6010D	198921
410-64474-3	WG-11226525-111721-NA-NM4	Total Recoverable	Water	6010D	198921
410-64474-4	WG-11226525-111721-NA-NM13	Total Recoverable	Water	6010D	198921
410-64474-5	WG-11226525-111821-NA-NM18	Total Recoverable	Water	6010D	198921
410-64474-6	WG-11226525-111821-NA-NM24	Total Recoverable	Water	6010D	198921
410-64474-7	WG-11226525-111821-NA-NM32	Total Recoverable	Water	6010D	198921
410-64474-8	WG-11226525-111821-NA-NM33	Total Recoverable	Water	6010D	198921
410-64474-9	WG-11226525-111821-NA-NM31	Total Recoverable	Water	6010D	198921
410-64474-10	WG-11226525-111921-NA-NM22	Total Recoverable	Water	6010D	198921
410-64474-11	WG-11226525-111921-NA-NM34	Total Recoverable	Water	6010D	198921
410-64474-12	WG-11226525-111921-NA-DUP1	Total Recoverable	Water	6010D	198921
410-64474-13	WG-11226525-111921-NA-WC	Total Recoverable	Water	6010D	198921
MB 410-198921/1-A	Method Blank	Total Recoverable	Water	6010D	198921
LCS 410-198921/2-A	Lab Control Sample	Total Recoverable	Water	6010D	198921
410-64474-2 MS	WG-11226525-111521-NA-NM3	Total Recoverable	Water	6010D	198921
410-64474-2 MSD	WG-11226525-111521-NA-NM3	Total Recoverable	Water	6010D	198921
410-64474-2 DU	WG-11226525-111521-NA-NM3	Total Recoverable	Water	6010D	198921

Lab Chronicle

Client: GHD Inc.
Project/Site: P66 N Market Street

Job ID: 410-64474-1

Client Sample ID: WG-11226525-111521-NA-NM11 — Lab Sample ID: 410-64474-1

Date Collected: 11/15/21 13:34 — **Matrix: Water**
Date Received: 11/23/21 11:30

Prep Type	Batch Type	Batch Method	Run	Dilution Factor	Batch Number	Prepared or Analyzed	Analyst	Lab
Total/NA	Analysis	8260C		1	198443	11/24/21 12:18	UJML	ELLE
Total/NA	Analysis	NWTPH-Gx		1	198637	11/25/21 00:51	JJT8	ELLE
Total/NA	Prep	3510C			198663	11/24/21 16:00	MD4W	ELLE
Total/NA	Analysis	NWTPH-Dx		1	198804	11/25/21 08:16	KP5X	ELLE
Total Recoverable	Prep	3005A			198921	11/29/21 05:39	UAMX	ELLE
Total Recoverable	Analysis	6010D		1	199715	11/30/21 12:21	WJM9	ELLE
Total Recoverable	Prep	3005A			198920	11/29/21 05:32	UAMX	ELLE
Total Recoverable	Analysis	6020A		1	199296	11/29/21 14:03	S4PD	ELLE

Client Sample ID: WG-11226525-111521-NA-NM3 — Lab Sample ID: 410-64474-2

Date Collected: 11/15/21 15:23 — **Matrix: Water**
Date Received: 11/23/21 11:30

Prep Type	Batch Type	Batch Method	Run	Dilution Factor	Batch Number	Prepared or Analyzed	Analyst	Lab
Total/NA	Analysis	8260C		1	198443	11/24/21 12:39	UJML	ELLE
Total/NA	Analysis	NWTPH-Gx		1	198637	11/24/21 19:44	JJT8	ELLE
Total/NA	Prep	3510C			198663	11/24/21 16:00	MD4W	ELLE
Total/NA	Analysis	NWTPH-Dx		1	198804	11/25/21 08:38	KP5X	ELLE
Total Recoverable	Prep	3005A			198921	11/29/21 05:39	UAMX	ELLE
Total Recoverable	Analysis	6010D		1	199715	11/30/21 11:36	WJM9	ELLE
Total Recoverable	Prep	3005A			198920	11/29/21 05:32	UAMX	ELLE
Total Recoverable	Analysis	6020A		1	199296	11/29/21 14:06	S4PD	ELLE

Client Sample ID: WG-11226525-111721-NA-NM4 — Lab Sample ID: 410-64474-3

Date Collected: 11/17/21 16:27 — **Matrix: Water**
Date Received: 11/23/21 11:30

Prep Type	Batch Type	Batch Method	Run	Dilution Factor	Batch Number	Prepared or Analyzed	Analyst	Lab
Total/NA	Analysis	8260C		1	198443	11/24/21 12:59	UJML	ELLE
Total/NA	Analysis	NWTPH-Gx		1	198637	11/24/21 20:08	JJT8	ELLE
Total/NA	Prep	3510C			198840	11/26/21 09:11	BLX5	ELLE
Total/NA	Analysis	NWTPH-Dx		1	199062	11/29/21 12:48	IUSB	ELLE
Total Recoverable	Prep	3005A			198921	11/29/21 05:39	UAMX	ELLE
Total Recoverable	Analysis	6010D		1	199715	11/30/21 12:03	WJM9	ELLE
Total Recoverable	Prep	3005A			198920	11/29/21 05:32	UAMX	ELLE
Total Recoverable	Analysis	6020A		1	199296	11/29/21 14:38	S4PD	ELLE

Client Sample ID: WG-11226525-111721-NA-NM13 — Lab Sample ID: 410-64474-4

Date Collected: 11/17/21 18:14 — **Matrix: Water**
Date Received: 11/23/21 11:30

Prep Type	Batch Type	Batch Method	Run	Dilution Factor	Batch Number	Prepared or Analyzed	Analyst	Lab
Total/NA	Analysis	8260C		1	198443	11/24/21 13:19	UJML	ELLE
Total/NA	Analysis	NWTPH-Gx		1	198637	11/25/21 00:28	JJT8	ELLE

Lab Chronicle

Client: GHD Inc.
Project/Site: P66 N Market Street

Job ID: 410-64474-1

Client Sample ID: WG-11226525-111721-NA-NM13 — Lab Sample ID: 410-64474-4

Date Collected: 11/17/21 18:14 — **Matrix: Water**
Date Received: 11/23/21 11:30

Prep Type	Batch Type	Batch Method	Run	Dilution Factor	Batch Number	Prepared or Analyzed	Analyst	Lab
Total/NA	Prep	3510C			199779	11/30/21 17:00	L2TS	ELLE
Total/NA	Analysis	NWTPH-Dx		1	200059	12/01/21 11:21	UHEW	ELLE
Total Recoverable	Prep	3005A			198921	11/29/21 05:39	UAMX	ELLE
Total Recoverable	Analysis	6010D		1	199715	11/30/21 12:08	WJM9	ELLE
Total Recoverable	Prep	3005A			198920	11/29/21 05:32	UAMX	ELLE
Total Recoverable	Analysis	6020A		1	199296	11/29/21 14:14	S4PD	ELLE

Client Sample ID: WG-11226525-111821-NA-NM18 — Lab Sample ID: 410-64474-5

Date Collected: 11/18/21 09:26 — **Matrix: Water**
Date Received: 11/23/21 11:30

Prep Type	Batch Type	Batch Method	Run	Dilution Factor	Batch Number	Prepared or Analyzed	Analyst	Lab
Total/NA	Analysis	8260C		1	199464	11/30/21 14:15	TQ4J	ELLE
Total/NA	Analysis	NWTPH-Gx		1	198637	11/24/21 20:32	JJT8	ELLE
Total/NA	Prep	3510C			198840	11/26/21 09:11	BLX5	ELLE
Total/NA	Analysis	NWTPH-Dx		1	199062	11/29/21 13:33	IUSB	ELLE
Total Recoverable	Prep	3005A			198921	11/29/21 05:39	UAMX	ELLE
Total Recoverable	Analysis	6010D		1	199715	11/30/21 12:18	WJM9	ELLE
Total Recoverable	Prep	3005A			198920	11/29/21 05:32	UAMX	ELLE
Total Recoverable	Analysis	6020A		1	199296	11/29/21 14:08	S4PD	ELLE

Client Sample ID: WG-11226525-111821-NA-NM24 — Lab Sample ID: 410-64474-6

Date Collected: 11/18/21 11:26 — **Matrix: Water**
Date Received: 11/23/21 11:30

Prep Type	Batch Type	Batch Method	Run	Dilution Factor	Batch Number	Prepared or Analyzed	Analyst	Lab
Total/NA	Analysis	8260C		1	199464	11/30/21 14:36	TQ4J	ELLE
Total/NA	Analysis	NWTPH-Gx		1	198637	11/24/21 20:55	JJT8	ELLE
Total/NA	Prep	3510C			199779	11/30/21 17:00	L2TS	ELLE
Total/NA	Analysis	NWTPH-Dx		1	200059	12/01/21 11:43	UHEW	ELLE
Total Recoverable	Prep	3005A			198921	11/29/21 05:39	UAMX	ELLE
Total Recoverable	Analysis	6010D		1	199715	11/30/21 12:01	WJM9	ELLE
Total Recoverable	Prep	3005A			198920	11/29/21 05:32	UAMX	ELLE
Total Recoverable	Analysis	6020A		1	199296	11/29/21 14:16	S4PD	ELLE

Client Sample ID: WG-11226525-111821-NA-NM32 — Lab Sample ID: 410-64474-7

Date Collected: 11/18/21 14:12 — **Matrix: Water**
Date Received: 11/23/21 11:30

Prep Type	Batch Type	Batch Method	Run	Dilution Factor	Batch Number	Prepared or Analyzed	Analyst	Lab
Total/NA	Analysis	8260C		1	199464	11/30/21 14:56	TQ4J	ELLE
Total/NA	Analysis	NWTPH-Gx		1	198637	11/24/21 21:43	JJT8	ELLE
Total/NA	Prep	3510C			198840	11/26/21 09:11	BLX5	ELLE
Total/NA	Analysis	NWTPH-Dx		1	199062	11/29/21 14:41	IUSB	ELLE

Lab Chronicle

Client: GHD Inc.
Project/Site: P66 N Market Street

Job ID: 410-64474-1

Client Sample ID: WG-11226525-111821-NA-NM32 — Lab Sample ID: 410-64474-7

Date Collected: 11/18/21 14:12 — **Matrix: Water**
Date Received: 11/23/21 11:30

Prep Type	Batch Type	Batch Method	Run	Dilution Factor	Batch Number	Prepared or Analyzed	Analyst	Lab
Total Recoverable	Prep	3005A			198921	11/29/21 05:39	UAMX	ELLE
Total Recoverable	Analysis	6010D		1	199715	11/30/21 12:16	WJM9	ELLE
Total Recoverable	Prep	3005A			198920	11/29/21 05:32	UAMX	ELLE
Total Recoverable	Analysis	6020A		1	199296	11/29/21 14:12	S4PD	ELLE

Client Sample ID: WG-11226525-111821-NA-NM33 — Lab Sample ID: 410-64474-8

Date Collected: 11/18/21 15:51 — **Matrix: Water**
Date Received: 11/23/21 11:30

Prep Type	Batch Type	Batch Method	Run	Dilution Factor	Batch Number	Prepared or Analyzed	Analyst	Lab
Total/NA	Analysis	8260C		1	199464	11/30/21 15:16	TQ4J	ELLE
Total/NA	Analysis	NWTPH-Gx		1	198637	11/24/21 22:06	JJT8	ELLE
Total/NA	Prep	3510C			198840	11/26/21 09:11	BLX5	ELLE
Total/NA	Analysis	NWTPH-Dx		1	199062	11/29/21 15:04	IUSB	ELLE
Total Recoverable	Prep	3005A			198921	11/29/21 05:39	UAMX	ELLE
Total Recoverable	Analysis	6010D		1	199715	11/30/21 12:33	WJM9	ELLE
Total Recoverable	Prep	3005A			198920	11/29/21 05:32	UAMX	ELLE
Total Recoverable	Analysis	6020A		1	199296	11/29/21 13:59	S4PD	ELLE

Client Sample ID: WG-11226525-111821-NA-NM31 — Lab Sample ID: 410-64474-9

Date Collected: 11/18/21 17:24 — **Matrix: Water**
Date Received: 11/23/21 11:30

Prep Type	Batch Type	Batch Method	Run	Dilution Factor	Batch Number	Prepared or Analyzed	Analyst	Lab
Total/NA	Analysis	8260C		1	199464	11/30/21 15:36	TQ4J	ELLE
Total/NA	Analysis	NWTPH-Gx		1	198637	11/24/21 22:30	JJT8	ELLE
Total/NA	Prep	3510C			199779	11/30/21 17:00	L2TS	ELLE
Total/NA	Analysis	NWTPH-Dx		1	200059	12/01/21 12:06	UHEW	ELLE
Total Recoverable	Prep	3005A			198921	11/29/21 05:39	UAMX	ELLE
Total Recoverable	Analysis	6010D		1	199715	11/30/21 12:11	WJM9	ELLE
Total Recoverable	Prep	3005A			198920	11/29/21 05:32	UAMX	ELLE
Total Recoverable	Analysis	6020A		1	199296	11/29/21 14:24	S4PD	ELLE

Client Sample ID: WG-11226525-111921-NA-NM22 — Lab Sample ID: 410-64474-10

Date Collected: 11/19/21 10:45 — **Matrix: Water**
Date Received: 11/23/21 11:30

Prep Type	Batch Type	Batch Method	Run	Dilution Factor	Batch Number	Prepared or Analyzed	Analyst	Lab
Total/NA	Analysis	8260C		1	199464	11/30/21 15:56	TQ4J	ELLE
Total/NA	Analysis	NWTPH-Gx		1	198637	11/24/21 22:53	JJT8	ELLE
Total/NA	Prep	3510C			199779	11/30/21 17:00	L2TS	ELLE
Total/NA	Analysis	NWTPH-Dx		1	200059	12/01/21 12:28	UHEW	ELLE
Total Recoverable	Prep	3005A			198921	11/29/21 05:39	UAMX	ELLE
Total Recoverable	Analysis	6010D		1	199715	11/30/21 12:06	WJM9	ELLE

Lab Chronicle

Client: GHD Inc.
Project/Site: P66 N Market Street

Job ID: 410-64474-1

Client Sample ID: WG-11226525-111921-NA-NM22 — Lab Sample ID: 410-64474-10

Date Collected: 11/19/21 10:45 — **Matrix: Water**
Date Received: 11/23/21 11:30

Prep Type	Batch Type	Batch Method	Run	Dilution Factor	Batch Number	Prepared or Analyzed	Analyst	Lab
Total Recoverable	Prep	3005A			198920	11/29/21 05:32	UAMX	ELLE
Total Recoverable	Analysis	6020A		1	199296	11/29/21 14:10	S4PD	ELLE

Client Sample ID: WG-11226525-111921-NA-NM34 — Lab Sample ID: 410-64474-11

Date Collected: 11/19/21 14:55 — **Matrix: Water**
Date Received: 11/23/21 11:30

Prep Type	Batch Type	Batch Method	Run	Dilution Factor	Batch Number	Prepared or Analyzed	Analyst	Lab
Total/NA	Analysis	8260C		1	199464	11/30/21 16:16	TQ4J	ELLE
Total/NA	Analysis	NWTPH-Gx		1	198637	11/24/21 23:16	JJT8	ELLE
Total/NA	Prep	3510C			199779	11/30/21 17:00	L2TS	ELLE
Total/NA	Analysis	NWTPH-Dx		1	200059	12/01/21 12:51	UHEW	ELLE
Total Recoverable	Prep	3005A			198921	11/29/21 05:39	UAMX	ELLE
Total Recoverable	Analysis	6010D		1	199715	11/30/21 12:31	WJM9	ELLE
Total Recoverable	Prep	3005A			198920	11/29/21 05:32	UAMX	ELLE
Total Recoverable	Analysis	6020A		1	199296	11/29/21 14:01	S4PD	ELLE

Client Sample ID: WG-11226525-111921-NA-DUP1 — Lab Sample ID: 410-64474-12

Date Collected: 11/19/21 14:55 — **Matrix: Water**
Date Received: 11/23/21 11:30

Prep Type	Batch Type	Batch Method	Run	Dilution Factor	Batch Number	Prepared or Analyzed	Analyst	Lab
Total/NA	Analysis	8260C		1	199464	11/30/21 16:36	TQ4J	ELLE
Total/NA	Analysis	NWTPH-Gx		1	198637	11/24/21 23:40	JJT8	ELLE
Total/NA	Prep	3510C			199779	11/30/21 17:00	L2TS	ELLE
Total/NA	Analysis	NWTPH-Dx		1	200059	12/01/21 13:14	UHEW	ELLE
Total Recoverable	Prep	3005A			198921	11/29/21 05:39	UAMX	ELLE
Total Recoverable	Analysis	6010D		1	199715	11/30/21 12:36	WJM9	ELLE
Total Recoverable	Prep	3005A			198920	11/29/21 05:32	UAMX	ELLE
Total Recoverable	Analysis	6020A		1	199296	11/29/21 13:41	S4PD	ELLE

Client Sample ID: WG-11226525-111921-NA-WC — Lab Sample ID: 410-64474-13

Date Collected: 11/19/21 11:00 — **Matrix: Water**
Date Received: 11/23/21 11:30

Prep Type	Batch Type	Batch Method	Run	Dilution Factor	Batch Number	Prepared or Analyzed	Analyst	Lab
Total/NA	Analysis	8260C		1	199464	11/30/21 16:56	TQ4J	ELLE
Total/NA	Analysis	NWTPH-Gx		1	198637	11/25/21 00:04	JJT8	ELLE
Total/NA	Prep	3510C			198840	11/26/21 09:11	BLX5	ELLE
Total/NA	Analysis	NWTPH-Dx		1	199062	11/29/21 16:58	IUSB	ELLE
Total Recoverable	Prep	3005A			198921	11/29/21 05:39	UAMX	ELLE
Total Recoverable	Analysis	6010D		1	199715	11/30/21 12:13	WJM9	ELLE
Total/NA	Prep	7470A			199282	11/29/21 15:36	UJLA	ELLE
Total/NA	Analysis	7470A		1	199582	11/30/21 13:38	NWV2	ELLE

Lab Chronicle

Client: GHD Inc.
Project/Site: P66 N Market Street

Job ID: 410-64474-1

Client Sample ID: Trip Blank

Lab Sample ID: 410-64474-14

Date Collected: 11/15/21 00:00

Matrix: Water

Date Received: 11/23/21 11:30

Prep Type	Batch Type	Batch Method	Run	Dilution Factor	Batch Number	Prepared or Analyzed	Analyst	Lab
Total/NA	Analysis	8260C		1	198443	11/24/21 11:58	UJML	ELLE
Total/NA	Analysis	NWTPH-Gx		1	198637	11/24/21 17:22	JJT8	ELLE

Laboratory References:

ELLE = Eurofins Lancaster Laboratories Env, LLC, 2425 New Holland Pike, Lancaster, PA 17601, TEL (717)656-2300

Accreditation/Certification Summary

Client: GHD Inc.
Project/Site: P66 N Market Street

Job ID: 410-64474-1

Laboratory: Eurofins Lancaster Laboratories Env, LLC

Unless otherwise noted, all analytes for this laboratory were covered under each accreditation/certification below.

Authority	Program	Identification Number	Expiration Date
Washington	State	C457	04-12-22

The following analytes are included in this report, but the laboratory is not certified by the governing authority. This list may include analytes for which the agency does not offer certification.

Analysis Method	Prep Method	Matrix	Analyte
6020A	3005A	Water	Arsenic
8260C		Water	1,1,1-Trichloroethane
8260C		Water	1,1,2,2-Tetrachloroethane
8260C		Water	1,1,2-Trichloroethane
8260C		Water	1,1-Dichloroethane
8260C		Water	1,1-Dichloroethene
8260C		Water	1,2,3-Trichlorobenzene
8260C		Water	1,2,4-Trichlorobenzene
8260C		Water	1,2-Dibromo-3-Chloropropane
8260C		Water	1,2-Dibromoethane
8260C		Water	1,2-Dichlorobenzene
8260C		Water	1,2-Dichloroethane
8260C		Water	1,2-Dichloropropane
8260C		Water	1,3-Dichlorobenzene
8260C		Water	1,4-Dichlorobenzene
8260C		Water	2-Butanone
8260C		Water	2-Hexanone
8260C		Water	4-Methyl-2-pentanone
8260C		Water	Acetone
8260C		Water	Benzene
8260C		Water	Bromochloromethane
8260C		Water	Bromodichloromethane
8260C		Water	Bromoform
8260C		Water	Bromomethane
8260C		Water	Carbon disulfide
8260C		Water	Carbon tetrachloride
8260C		Water	Chlorobenzene
8260C		Water	Chloroethane
8260C		Water	Chloroform
8260C		Water	Chloromethane
8260C		Water	cis-1,2-Dichloroethene
8260C		Water	cis-1,3-Dichloropropene
8260C		Water	Cyclohexane
8260C		Water	Dibromochloromethane
8260C		Water	Dichlorodifluoromethane
8260C		Water	Ethylbenzene
8260C		Water	Freon 113
8260C		Water	Isopropylbenzene
8260C		Water	m&p-Xylene
8260C		Water	Methyl acetate
8260C		Water	Methyl tertiary butyl ether
8260C		Water	Methylcyclohexane
8260C		Water	Methylene Chloride
8260C		Water	o-Xylene
8260C		Water	Styrene

Laboratory: Eurofins Lancaster Laboratories Env, LLC (Continued)

Unless otherwise noted, all analytes for this laboratory were covered under each accreditation/certification below.

Authority	Program	Identification Number	Expiration Date

The following analytes are included in this report, but the laboratory is not certified by the governing authority. This list may include analytes for which the agency does not offer certification.

Analysis Method	Prep Method	Matrix	Analyte
8260C		Water	Tetrachloroethene
8260C		Water	Toluene
8260C		Water	trans-1,2-Dichloroethene
8260C		Water	trans-1,3-Dichloropropene
8260C		Water	Trichloroethene
8260C		Water	Trichlorofluoromethane
8260C		Water	Vinyl chloride
8260C		Water	Xylenes, Total
NWTPH-Dx	3510C	Water	C12-C24
NWTPH-Gx		Water	C7-C12 (1C)

Method Summary

Client: GHD Inc.
Project/Site: P66 N Market Street

Job ID: 410-64474-1

Method	Method Description	Protocol	Laboratory
8260C	Volatile Organic Compounds by GC/MS	SW846	ELLE
NWTPH-Gx	Northwest - Volatile Petroleum Products (GC)	NWTPH	ELLE
NWTPH-Dx	Northwest - Semi-Volatile Petroleum Products (GC)	NWTPH	ELLE
6010D	Metals (ICP)	SW846	ELLE
6020A	Metals (ICP/MS)	SW846	ELLE
7470A	Mercury (CVAA)	SW846	ELLE
3005A	Preparation, Total Recoverable or Dissolved Metals	SW846	ELLE
3510C	Liquid-Liquid Extraction (Separatory Funnel)	SW846	ELLE
5030C	Purge and Trap	SW846	ELLE
7470A	Preparation, Mercury	SW846	ELLE

Protocol References:

NWTPH = Northwest Total Petroleum Hydrocarbon

SW846 = "Test Methods For Evaluating Solid Waste, Physical/Chemical Methods", Third Edition, November 1986 And Its Updates.

Laboratory References:

ELLE = Eurofins Lancaster Laboratories Env, LLC, 2425 New Holland Pike, Lancaster, PA 17601, TEL (717)656-2300

Sample Summary

Client: GHD Inc.
Project/Site: P66 N Market Street

Job ID: 410-64474-1

Lab Sample ID	Client Sample ID	Matrix	Collected	Received
410-64474-1	WG-11226525-111521-NA-NM11	Water	11/15/21 13:34	11/23/21 11:30
410-64474-2	WG-11226525-111521-NA-NM3	Water	11/15/21 15:23	11/23/21 11:30
410-64474-3	WG-11226525-111721-NA-NM4	Water	11/17/21 16:27	11/23/21 11:30
410-64474-4	WG-11226525-111721-NA-NM13	Water	11/17/21 18:14	11/23/21 11:30
410-64474-5	WG-11226525-111821-NA-NM18	Water	11/18/21 09:26	11/23/21 11:30
410-64474-6	WG-11226525-111821-NA-NM24	Water	11/18/21 11:26	11/23/21 11:30
410-64474-7	WG-11226525-111821-NA-NM32	Water	11/18/21 14:12	11/23/21 11:30
410-64474-8	WG-11226525-111821-NA-NM33	Water	11/18/21 15:51	11/23/21 11:30
410-64474-9	WG-11226525-111821-NA-NM31	Water	11/18/21 17:24	11/23/21 11:30
410-64474-10	WG-11226525-111921-NA-NM22	Water	11/19/21 10:45	11/23/21 11:30
410-64474-11	WG-11226525-111921-NA-NM34	Water	11/19/21 14:55	11/23/21 11:30
410-64474-12	WG-11226525-111921-NA-DUP1	Water	11/19/21 14:55	11/23/21 11:30
410-64474-13	WG-11226525-111921-NA-WC	Water	11/19/21 11:00	11/23/21 11:30
410-64474-14	Trip Blank	Water	11/15/21 00:00	11/23/21 11:30

LLC

Chain of Custody Record

410-64474 Chain of Custody

Sampler: N. Adamowski	Lab PM: Moeller, Megan	Carrier Tracking No(s):	COC No: 410-37896-11885.1
Client Contact: Moshghan Mansoori	Phone: 248 860 0803	E-Mail: Megan.Moeller@eurofinset.com	State of Origin: WA	Page: Page 1 of 2
Company: GHD Services Inc.	PWSID:		Job #: 11226525
Address: 20818 44th Ave W Suite 190	Due Date Requested:		
City: Lynnwood	TAT Requested (days): 5		
State, Zip: WA, 98036	Compliance Project: ☐ Yes ☐ No		
Phone:	PO #: Purchase Order Requested		
Email: Moshghan.Mansoori@ghd.com	WO #:		
Project Name: P66 N Market Street	Project #: 41001970		
Site: NMSS	SSOW#: 11226525-2021-03		

Analysis Requested

Preservation Codes:

A - HCL, B - NaOH, C - Zn Acetate, D - Nitric Acid, E - NaHSO4, F - MeOH, G - Amchlor, H - Ascorbic Acid, I - Ice, J - DI Water, K - EDTA, L - EDA, M - Hexane, N - None, O - AsNaO2, P - Na2O4S, Q - Na2SO3, R - Na2S2O3, S - H2SO4, T - TSP Dodecahydrate, U - Acetone, V - MCAA, W - pH 4-5, Z - other (specify)

Other:

Sample Identification	Sample Date	Sample Time	Sample Type (C=comp, G=grab)	Matrix (W=water, S=solid, O=waste/oil, BT=Tissue, A=Air)	Field Filtered Sample (Yes or No)	Perform MS/MSD (Yes or No)	6010D, 6020A	NWTPH_Dx - NWTPH-Dx	8260C - BTEX Volatiles (Total Xylenes)	NWTPH_Gx - NWTPH-Gx	8260C - VOCs	6010D, 7470A	Total Number of containers	Special Instructions/Note:
			Preservation Code:				D	A	A	A	A	D		
WG-11226525-111521-NA-NM11	11-15-21	1334	G	Water			X	X	X	X			9	
NM3		1523		Water										
111721 NM4	11-17-21	1627		Water										
NM13		1814		Water										
111821 NM18	11-18-21	0926		Water										
NM24		1126		Water										
NM32		1412		Water										
NM33		1551		Water										
NM31		1724		Water										
111921 NM22	11-19-21	1045		Water										
NM34		1455		Water										
DUP1		1455		Water										

Possible Hazard Identification
☐ Non-Hazard ☐ Flammable ☐ Skin Irritant ☐ Poison B ☐ Unknown ☐ Radiological

Sample Disposal (A fee may be assessed if samples are retained longer than 1 month)
☐ Return To Client ☐ Disposal By Lab ☐ Archive For _____ Months

Deliverable Requested: I, II, III, IV, Other (specify)

Special Instructions/QC Requirements:

Empty Kit Relinquished by:	Date:	Time:	Method of Shipment:

Relinquished by	Date/Time	Company	Received by	Date/Time	Company
[signature]	11.20.21 1200	GHD			
			[signature]	11/23/21 1130	[signature]

Custody Seals Intact: Δ Yes Δ No

Custody Seal No.:

Cooler Temperature(s) °C and Other Remarks: 2.2, 5.3

Ver: 06/08/2021

ASL

12/1/2021

Eurofins Lancaster Laboratories Env, LLC
2425 New Holland Pike
Lancaster PA 17601
Phone 717-656-2300 Fax. 717-656-2681

Chain of Custody Record

Client Information	Sampler: N Adamowski	Lab PM: Moeller, Megan	Carrier Tracking No(s):	COC No: 410-37896-11885 2
Client Contact: Moshghan Mansoori	Phone: 248 860 0803	E-Mail: Megan Moeller@eurofinset com	State of Origin: WA	Page: Page 2 of 2
Company: GHD Services Inc	PWSID:			Job #: 11226525
Address: 20818 44th Ave W Suite 190	Due Date Requested:			
City: Lynnwood	TAT Requested (days): 5			
State, Zip: WA, 98036	Compliance Project: Δ Yes Δ No			
Phone:	PO #: Purchase Order Requested			
Email: Moshghan.Mansoori@ghd.com	WO #:			
Project Name: P66 N Market Street	Project #: 41001970			
Site: NMSS	SSOW#: 11226525-2021-03			

Analysis Requested

Preservation Codes:
A - HCL, B - NaOH, C - Zn Acetate, D - Nitric Acid, E - NaHSO4, F - MeOH, G - Amchlor, H - Ascorbic Acid, I - Ice, J - DI Water, K - EDTA, L - EDA, M - Hexane, N - None, O - AsNaO2, P - Na2O4S, Q - Na2SO3, R - Na2S2O3, S - H2SO4, T - TSP Dodecahydrate, U - Acetone, V - MCAA, W - pH 4-5, Z - other (specify)
Other:

Sample Identification	Sample Date	Sample Time	Sample Type (C=comp, G=grab)	Matrix (W=water, S=solid, O=waste/oil, BT=Tissue, A=Air)	Field Filtered Sample (Yes or No)	Perform MS/MSD (Yes or No)	6010D, 6020A	NWTPH_Dx - NWTPH-Dx	8260C - BTEX Volatiles (Total Xylenes)	NWTPH_Gx - NWTPH-Gx	8260C - VOCs	6010D, 7470A	Total Number of containers	Special Instructions/Note:
			Preservation Code:		X	X	D	A	A	A	A	D	X	
W6-11226525-111921-NA-WC	11-19-21	1100	G	Water				X		X	X	X	9	
				Water										
				Water										

Possible Hazard Identification
☐ Non-Hazard ☐ Flammable ☐ Skin Irritant ☐ Poison B ☐ Unknown ☐ Radiological

Sample Disposal (A fee may be assessed if samples are retained longer than 1 month)
☐ Return To Client ☐ Disposal By Lab ☐ Archive For _____ Months

Deliverable Requested: I, II, III, IV, Other (specify)

Special Instructions/QC Requirements:

Empty Kit Relinquished by:	Date:	Time:	Method of Shipment:		
Relinquished by:	Date/Time: 11-20-21 1200	Company: GHD	Received by:	Date/Time:	Company
Relinquished by:	Date/Time:	Company	Received by:	Date/Time:	Company
Relinquished by:	Date/Time:	Company	Received by:	Date/Time: 11/23/21 1130	Company

Custody Seals Intact: Δ Yes Δ No | Custody Seal No.: | Cooler Temperature(s) °C and Other Remarks: 2-5-3

Ver: 06/08/2021

Login Sample Receipt Checklist

Client: GHD Inc.

Job Number: 410-64474-1

Login Number: 64474
List Number: 1
Creator: Hess, Anna

List Source: Eurofins Lancaster Laboratories Env, LLC

Question	Answer	Comment
The cooler's custody seal is intact.	True	
The cooler or samples do not appear to have been compromised or tampered with.	True	
Samples were received on ice.	True	
Cooler Temperature is acceptable (</=6C, not frozen).	True	
Cooler Temperature is recorded.	True	
WV: Container Temperature is acceptable (</=6C, not frozen).	N/A	
WV: Container Temperature is recorded.	N/A	
COC is present.	True	
COC is filled out in ink and legible.	True	
COC is filled out with all pertinent information.	True	
There are no discrepancies between the containers received and the COC.	False	Received Trip Blank(s) not listed on COC.
Sample containers have legible labels.	True	
Containers are not broken or leaking.	True	
Sample collection date/times are provided.	True	
Appropriate sample containers are used.	True	
Sample bottles are completely filled.	True	
There is sufficient vol. for all requested analyses.	True	
Is the Field Sampler's name present on COC?	True	
Sample custody seals are intact.	True	

Appendix C

Waste Manifests

485-15

NON-HAZARDOUS WASTE MANIFEST

1. Generator ID Number: None Required
2. Page 1 of: 2
3. Emergency Response Phone: 800-337-7455
4. Waste Tracking Number: P66-MRKT-IDW-21

5. Generator's Name and Mailing Address
Phillips 66 Company
76 Broadway
Sacramento CA 95818
Generator's Phone: 562 290-1551

Att: Rich Solomon

Generator's Site Address (if different than mailing address)
Phillips 66-Market St (AOC 3498)
North Market St & Freya St
Spokane WA 99217

6. Transporter 1 Company Name: DH Environmental Inc.
U.S. EPA ID Number: WAH000047217

7. Transporter 2 Company Name: Chemical Waste Management
U.S. EPA ID Number: ORD089452353

8. Designated Facility Name and Site Address
CHEMICAL WASTE MANAGEMENT, INC
17629 CEDAR SPRINGS LANE
ARLINGTON OR 97812
Facility's Phone: 541 454-2843
U.S. EPA ID Number: ORD089452353

	9. Waste Shipping Name and Description	10. Containers No.	10. Containers Type	11. Total Quantity	12. Unit Wt./Vol.	
1.	Non-RCRA, non-DOT (IDW Water OR344300)	002	DM	600	P	
2.						
3.						
4.						

13. Special Handling Instructions and Additional Information
1) OR344300

Work Order 970850

14. GENERATOR'S/OFFEROR'S CERTIFICATION: I hereby declare that the contents of this consignment are fully and accurately described above by the proper shipping name, and are classified, packaged, marked and labeled/placarded, and are in all respects in proper condition for transport according to applicable international and national governmental regulations.

Generator's/Offeror's Printed/Typed Name: [illegible] for Phillips 66 | Signature | Month 11 Day 19 Year 21

15. International Shipments ☐ Import to U.S. ☐ Export from U.S. Port of entry/exit:
Transporter Signature (for exports only): Date leaving U.S.:

16. Transporter Acknowledgment of Receipt of Materials

Transporter 1 Printed/Typed Name: Jacob Briere | Signature | Month 11 Day 19 Year 21

Transporter 2 Printed/Typed Name: [illegible] | Signature | Month 11 Day 22 Year 21

17. Discrepancy

17a. Discrepancy Indication Space ☐ Quantity ☐ Type ☐ Residue ☐ Partial Rejection ☐ Full Rejection

Manifest Reference Number:

17b. Alternate Facility (or Generator) | U.S. EPA ID Number
Facility's Phone:

17c. Signature of Alternate Facility (or Generator) | Month | Day | Year

18. Designated Facility Owner or Operator: Certification of receipt of materials covered by the manifest except as noted in item 17a

Printed/Typed Name: [illegible] | Signature | Month 12 Day 1 Year 21

GENERATOR | INT'L | TRANSPORTER | DESIGNATED FACILITY

169-BLC-O 6 10496 (Rev. 9/09)

DESIGNATED FACILITY'S COPY

CWMI

485156

NON-HAZARDOUS WASTE MANIFEST (Continuation Sheet)	19. Generator ID Number NONE REQUIRED	20. Page 2 of 2	21. Waste Tracking Number P66-MRKT-IDW-21

22. Generator's Name PHILLIPS 66-MARKET ST (AOC 3498)

23. Transporter 3 Company Name UPRR — U.S. EPA ID Number NED001792910

24. Transporter 4 Company Name CRLF — U.S. EPA ID Number ORD987173457

	25. Waste Shipping Name and Description	26. Containers No.	26. Containers Type	27. Total Quantity	28. Unit Wt./Vol.	
6.						
7.						
8.						
9.						
10.						
11.						
12.						
13.						
14.						

29. Special Handling Instructions and Additional Information
CONTAINER # WMXU 970850

GENERATOR

TRANSPORTER

30. Transporter 3 Acknowledgment of Receipt of Materials
Printed/Typed Name Roger Hainer — Signature — Month 11 Day 23 Year 21

31. Transporter 4 Acknowledgment of Receipt of Materials
Printed/Typed Name Linda Zopel — Signature — Month 11 Day 29 Year 21

DESIGNATED FACILITY

32. Discrepancy

FORM MUST BE COMPLETED BEFORE WASTE IS TRANSPORTED

» **UST Exemption: Complete Sections A and B, check "UST Exemption" box in Section B.**
» **E&P Exemption: Complete Sections A and B, check "E&P Exemption" box in Section B.**
» **All Others: Complete Sections A through G as appropriate.**
» **Indicate if analytical testing results are attached and status of the material in Section B.**

☒ **Repeat Waste Generation with Current and Applicable Waste Determination Form:** *If a Waste Determination Form was completed on this material within the last 3 years* and there have been no changes in material components or the process generating the material, complete Sections A and B only and file the completed form in the Livelink "Waste Management" folder for the subject site.*

Date of most recent complete Waste Determination Form on File: 11/07/2017

☐ **All Others:** *If a Waste Determination Form (WDF) has not been completed in the last 3 years* for the material or if the material components or the material generation process has changed since this material was last generated, complete the entire Waste Determination Form. Maintain a copy of the completed form in the Livelink "Waste Management" folder for the subject site.*

**State or local regulations may require a waste determination on a more frequent interval. RM uses 3 years as a maximum period.*

A. MATERIAL GENERATOR INFORMATION

1. RM Site No.: 3496
2. Site Name: North Market
3. SIC Code: 1311
4. Site Area Name:
5. Site Address: 3225 E Lincoln Road
6. City: Spokane
7. County: Spokane
8. State: WA
9. EPA ID No.: NA
10. State ID No.: NA
11. Other ID: NA
12. Project Contact Name: Moshghan Mansoori
13. Project Contact Phone No.: (425) 563-6500
14. Material Generation Start Date (date material is contained): 11/15/2021
15. Date Form Completed: 11/11/2021

B. MATERIAL INFORMATION

1. Material Name: Purge Water
2. Material Generation Process: Quarterly sampling activities
3. Specific Location of Material at the Site: Drummed & staged on site

☐ **UST Exemption**: *Petroleum contaminated media and debris that fail the test for TCLP but are managed under a Federal/State UST Corrective Action program are solid wastes that are expressly excluded from the definition of a hazardous waste (40 CFR 261.4(b)(10)). Project file has the necessary analytical data.*

☐ **E&P Exemption**: *Petroleum contaminated media and debris generated by drilling fluids, produced waters, and other wastes associated with the exploration, development or production of crude oil, natural gas or geothermal energy are solid wastes that are expressly excluded from the definition of a hazardous waste (40 CFR 261.4(b)(5). Project file has the necessary analytical data.*

Note: Materials conforming to either of the above two hazardous waste exemptions must still be managed according to RM non-hazardous waste procedures.

☒ Analytical testing results on material attached.

Material is: ☐ **RCRA Hazardous** ☐ **Non-RCRA Hazardous** ☒ **Non-Hazardous**

Section A and B signatures required below:

Prepared by (name and company): Bethany King — Digitally signed by Bethany King Date: 2021.11.15 12:24:57 -05'00'

Phillips 66 Company Representative:

***** Remainder of form need not be completed if the project-related waste conforms to UST or E&P Exemption criteria *****

Appendix D

Analytical Results and Reduced Validation Report

Technical Memorandum

March 30, 2022

To	Moshghan Mansoori	**Tel**	1 206 914 3141
Copy to	Arthur Clauss, Melissa Polevoy	**Email**	Jeffrey.Cloud@ghd.com
From	Jeffrey Cloud/eew/2-NF	**Ref. No.**	12568641
Subject	**Analytical Results and Reduced Validation of Report J64474 Quarterly Groundwater Sampling Phillips 66 Company - North Market Street Spokane, Washington November 2021**		

1. Introduction

This document details a reduced validation of analytical results for groundwater samples collected in support of the Quarterly Groundwater Sampling at the North Market Street site in Spokane, Washington during November 2021. Samples were submitted to Eurofins Lancaster Laboratories Environmental, located in Lancaster, Pennsylvania. A sample collection and analysis summary is presented in Table 1. A summary of the analytical methodology is presented in Table 2. The validated analytical results are summarized in Table 3.

Standard GHD report deliverables were submitted by the laboratory. The final results and supporting quality assurance/quality control (QA/QC) data were assessed. Evaluation of the data was based on information obtained from the chain of custody form, finished report forms, method blank data, laboratory duplicate data, recovery data from surrogate spikes, laboratory control samples, matrix spikes and field QC samples.

The QA/QC criteria by which these data have been assessed are outlined in the analytical methods referenced in Table 2 and applicable guidance from the documents entitled:

1. "USEPA Contract Laboratory Program National Functional Guidelines for Organic Data Review", United States Environmental Protection Agency (USEPA) 540 R 2016 002, September 2016
2. "USEPA Contract Laboratory Program National Functional Guidelines for Inorganic Data Review", USEPA 540 R 2016 001, September 2016

These items will subsequently be referred to as the "Guidelines" in this Memorandum.

2. Sample Holding Time and Preservation

The sample holding time criteria and sample preservation requirements for the analyses are summarized in the methods. The sample chain of custody document and analytical report were used to determine sample holding times. All samples were prepared and analyzed within the required holding times.

All sample containers were properly preserved, delivered on ice and stored by the laboratory at the required temperature (0-6°C).

3. Laboratory Blank Analyses

Method blanks are prepared from a purified matrix and analyzed with investigative samples to determine the existence and magnitude of sample contamination introduced during the analytical procedures.

For this study, laboratory method blanks were analyzed at a minimum frequency of 1 per 20 investigative samples and/or 1 per analytical batch.

All method blank results were non-detect, indicating that laboratory contamination was not a factor for this investigation with the exception of a detection of diesel range organics (DRO). The associated sample results were either non-detect or significantly greater than the blank and were not impacted. No qualification of the data was deemed necessary.

4. Surrogate Spike Recoveries

In accordance with the methods employed, all samples, blanks, and QC samples analyzed for organics are spiked with surrogate compounds prior to sample extraction and/or analysis. Surrogate recoveries provide a means to evaluate the effects of laboratory performance on individual sample matrices.

All samples submitted for volatile organic compound (VOC), gasoline range organics (GRO) and DRO/motor oil range organics (ORO) analysis were spiked with the appropriate number of surrogate compounds prior to sample extraction and/or analysis.

Surrogate recoveries were assessed against the control limits. All surrogate recoveries met the associated criteria.

5. Laboratory Control Sample Analyses

Laboratory control samples (LCS)/laboratory control sample duplicates (LCSD) are prepared and analyzed as samples to assess the analytical efficiencies of the methods employed, independent of sample matrix effects. The relative percent difference (RPD) of the LCS/LCSD recoveries is used to evaluate analytical precision.

For this study, LCS or LCS/LCSD were analyzed at a minimum frequency of 1 per 20 investigative samples and/or 1 per analytical batch.

5.1 Organic Analyses

The LCS and LCS/LCSD contained all analytes of interest. All LCS and LCS/LCSD recoveries and RPDs were within associated control limits, demonstrating acceptable analytical accuracy and precision (where applicable) with the exception of a high DRO RPD. The associated non-detect results were not impacted and the associated sample detection was qualified as estimated due to variability (see Table 4).

5.2 Inorganic Analyses

The LCS contained all analytes of interest. LCS recoveries were assessed per the "Guidelines". All LCS recoveries were within the control limits, demonstrating acceptable analytical accuracy.

6. Matrix Spike Analyses

To evaluate the effects of sample matrices on the preparation process, measurement procedures, and accuracy of a particular analysis, samples are spiked with a known concentration of the analyte of concern and analyzed as matrix spike (MS)/matrix spike duplicate (MSD) samples. The RPD between the MS and MSD is used to assess analytical precision. MS/MSD analyses were performed as specified in Table 1.

The MS/MSD samples were spiked with the analytes of interest and the results were evaluated using the "Guidelines". All percent recoveries and RPD values were within the control limits, demonstrating acceptable analytical accuracy and precision.

7. Duplicate Sample Analyses

Analytical precision is evaluated based on the analysis of laboratory duplicate samples. For this study, duplicate samples were prepared and analyzed by the laboratory as specified in Table 1. The duplicate results were evaluated per the "Guidelines". All duplicate analyses performed were acceptable, demonstrating acceptable analytical precision.

8. Field QA/QC Samples

The field QA/QC consisted of one trip blank sample and one field duplicate sample set.

8.1 Trip Blank Sample Analysis

To evaluate contamination from sample collection, transportation, storage, and analytical activities, one trip blank was submitted to the laboratory for analysis. All results were non-detect for the analytes of interest.

8.2 Field Duplicate Sample Analysis

To assess the analytical and sampling protocol precision, one field duplicate sample was collected and submitted "blind" to the laboratory, as specified in Table 1. The RPD associated with the duplicate sample must be less than 50 percent. If the reported concentration in both the investigative sample and its duplicate are less than five times the reporting limit (RL), the evaluation criterion is one times the RL value.

All field duplicate results were within acceptable agreement, demonstrating acceptable sampling and analytical precision.

9. Analyte Reporting

The laboratory did not report any detected concentrations below the laboratory’s RL. Non-detect results were presented as non-detect at the RL in Table 3.

10. Conclusion

Based on the assessment detailed in the foregoing, the summarized data are acceptable with the specific qualification noted herein.

Regards

Jeffrey Cloud
Data Management Team – Data Validator

Table 1

Sample Collection and Analysis Summary
Quarterly Groundwater Sampling
Phillips 66 Company - North Market Street
Spokane, Washington
November 2021

Sample Identification	Location	Matrix	Collection Date (mm/dd/yyyy)	Collection Time (hr:min)	Analysis/Parameters: DRO/ORO	GRO	Metals	VOCs	Comments
WG-11226525-111521-NA-NM3	NM-3	Water	11/15/2021	15:23	X	X	X	X	MS/MSD - DUP
WG-11226525-111721-NA-NM4	NM-4	Water	11/17/2021	16:27	X	X	X	X	
WG-11226525-111521-NA-NM11	NM-11	Water	11/15/2021	13:34	X	X	X	X	
WG-11226525-111721-NA-NM13	NM-13	Water	11/17/2021	18:14	X	X	X	X	
WG-11226525-111821-NA-NM18	NM-18	Water	11/18/2021	09:26	X	X	X	X	
WG-11226525-111921-NA-NM22	NM-22	Water	11/19/2021	10:45	X	X	X	X	
WG-11226525-111821-NA-NM24	NM-24	Water	11/18/2021	11:26	X	X	X	X	
WG-11226525-111821-NA-NM31	NM-31	Water	11/18/2021	17:24	X	X	X	X	
WG-11226525-111821-NA-NM32	NM-32	Water	11/18/2021	14:12	X	X	X	X	
WG-11226525-111821-NA-NM33	NM-33	Water	11/18/2021	15:51	X	X	X	X	
WG-11226525-111921-NA-NM34	NM-34	Water	11/19/2021	14:55	X	X	X	X	
WG-11226525-111921-NA-DUP1	NM-34	Water	11/19/2021	14:55	X	X	X	X	MS/MSD - DUP - FD (WG-11226525-111921-NA-NM34)
Trip Blank	--	Water	11/15/2021	--		X		X	Trip Blank

Notes:

DUP	- Laboratory Duplicate
FD	- Field Duplicate sample of sample in parenthesis
MS/MSD	- Matrix Spike/Matrix Spike Duplicate
VOCs	- Volatile Organic Compounds
GRO	- Gasoline Range Organics
DRO/ORO	- Diesel Range Organics/Motor Oil Range Organics
"--"	- Not Applicable

Table 2

Analytical Methods
Quarterly Groundwater Sampling
Phillips 66 Company - North Market Street
Spokane, Washington
November 2021

Parameter	Method	Matrix
Volatile Organic Compounds (VOCs)	SW-846 8260C[(1)]	Water
Gasoline Range Organics (GRO)	NWTPH-Gx[(2)]	Water
Diesel Range Organics (DRO)/Motor Oil Range Organics (ORO)	NWTPH-Dx[(2)]	Water
Metals	SW-846 6010D[(1)]	Water
	SW-846 6020A[(1)]	Water

Notes:

(1) - SW-846 - "Test Methods for Evaluating Solid Waste, Physical/Chemical Methods", SW-846, Third Edition, 1986, with subsequent revisions

(2) - NWTPH - Referenced from "Washington State Department of Ecology Analytical Methods for Petroleum Hydrocarbons", Publication No. ECY 97-602, June 1997

Table 3

Analytical Results Summary
Quarterly Groundwater Sampling
Phillips 66 Company - North Market Street
Spokane, Washington
November 2021

	Location ID:	**NM-3**	**NM-4**	**NM-11**	**NM-13**
	Sample Name:	**WG-11226525-111521-NA-NM3**	**WG-11226525-111721-NA-NM4**	**WG-11226525-111521-NA-NM11**	**WG-11226525-111721-NA-NM13**
	Sample Date:	**11/15/2021**	**11/17/2021**	**11/15/2021**	**11/17/2021**
Parameters	**Unit**				
Volatile Organic Compounds					
Benzene	µg/L	1.0 U	1.0 U	1.0 U	1.0 U
Ethylbenzene	µg/L	1.0 U	1.0 U	1.0 U	1.0 U
Toluene	µg/L	1.0 U	1.0 U	1.0 U	1.0 U
Xylenes (total)	µg/L	1.0 U	1.0 U	1.0 U	1.0 U
Metals					
Arsenic	mg/L	0.0021	0.0057	0.022	0.0020 U
Manganese	mg/L	0.47	0.95	0.15	0.010 U
Total Petroleum Hydrocarbons					
Gasoline	µg/L	250 U	470	250 U	250 U
Motor oil	µg/L	260 U	270 U	260 U	260 U
Total Petroleum Hydrocarbons - Extractable (DRO)	µg/L	100 U	1900 J	310	340

Table 3

Analytical Results Summary
Quarterly Groundwater Sampling
Phillips 66 Company - North Market Street
Spokane, Washington
November 2021

	Location ID:	**NM-18**	**NM-22**	**NM-24**	**NM-31**
	Sample Name:	**WG-11226525-111821-NA-NM18**	**WG-11226525-111921-NA-NM22**	**WG-11226525-111821-NA-NM24**	**WG-11226525-111821-NA-NM31**
	Sample Date:	**11/18/2021**	**11/19/2021**	**11/18/2021**	**11/18/2021**
Parameters	**Unit**				
Volatile Organic Compounds					
Benzene	µg/L	1.0 U	1.0 U	1.0 U	1.0 U
Ethylbenzene	µg/L	1.0 U	1.0 U	1.0 U	1.0 U
Toluene	µg/L	1.0 U	1.0 U	1.0 U	1.0 U
Xylenes (total)	µg/L	1.0 U	1.0 U	1.0 U	1.0 U
Metals					
Arsenic	mg/L	0.0036	0.012	0.0022	0.0021
Manganese	mg/L	0.024	0.32	0.21	0.032
Total Petroleum Hydrocarbons					
Gasoline	µg/L	250 U	250 U	250 U	250 U
Motor oil	µg/L	260 U	260 U	260 U	250 U
Total Petroleum Hydrocarbons - Extractable (DRO)	µg/L	100 U	120	160	100 U

Table 3

Analytical Results Summary
Quarterly Groundwater Sampling
Phillips 66 Company - North Market Street
Spokane, Washington
November 2021

	Location ID:	**NM-32**	**NM-33**	**NM-34**	**DUP**
	Sample Name:	**WG-11226525-111821-NA-NM32**	**WG-11226525-111821-NA-NM33**	**WG-11226525-111921-NA-NM34**	**WG-11226525-111921-NA-DUP1**
	Sample Date:	**11/18/2021**	**11/18/2021**	**11/19/2021**	**11/19/2021**
					Duplicate
Parameters	**Unit**				
Volatile Organic Compounds					
Benzene	µg/L	1.0 U	1.0 U	1.0 U	1.0 U
Ethylbenzene	µg/L	1.0 U	1.0 U	1.0 U	1.0 U
Toluene	µg/L	1.0 U	1.0 U	1.0 U	1.0 U
Xylenes (total)	µg/L	1.0 U	1.0 U	1.0 U	1.0 U
Metals					
Arsenic	mg/L	0.0035	0.0020 U	0.0020 U	0.0020 U
Manganese	mg/L	0.25	0.040	0.50	0.49
Total Petroleum Hydrocarbons					
Gasoline	µg/L	250 U	250 U	250 U	250 U
Motor oil	µg/L	250 U	250 U	250 U	250 U
Total Petroleum Hydrocarbons - Extractable (DRO)	µg/L	100 U	100 U	650	590

Notes:

U - Not detected at the associated reporting limit
J - Estimated concentration
DRO - Diesel Range Organics

Table 4

Qualified Sample Results Due to Outlying LCS/LCSD Results
Quarterly Groundwater Sampling
Phillips 66 Company - North Market Street
Spokane, Washington
November 2021

Parameter	Analyte	LCS Date (mm/dd/yyyy)	LCS % Recovery	LCSD % Recovery	RPD (percent)	Control Limits % Recovery	Control Limits RPD	Associated Sample ID	Qualified Result	Units
TPH	Total Petroleum Hydrocarbons - Extractable (DRO)	11/29/2021	48	37	26	14-115	20	WG-11226525-111721-NA-NM4	1900 J	µg/L

Notes:

LCS - Laboratory Control Sample
LCSD - Laboratory Control Sample Duplicate
RPD - Relative Percent Difference
J - Estimated concentration
TPH - Total Petroleum Hydrocarbons
DRO - Diesel Range Organics

ghd.com

The Power of Commitment