RELEASE 2496

SECOR
International Incorporated

TEXACO 63-232-0280
ISSAQUAH

RECEIVED
AUG 12 2002
DEPT OF ECOLOGY

March 22, 2002

Mr. Jeff Goold
Shell Oil Products U.S.
10602 NE 38th Place
Kirkland, Washington 98033

Subject: Annual Groundwater Monitoring - First Quarter 2002
Texaco-Branded Facility SAP No. 120677
15 East Sunset Way, Issaquah, Washington
SECOR PN: 01OT.50023.02

Dear Mr. Goold:

Six groundwater monitoring wells were monitored, and two wells were sampled by SECOR at the referenced site on March 1, 2002. Free product was not detected in the monitoring wells.

Attachments include: a vicinity map and a groundwater elevation contour/analytical results summary map (Attachment 1), summaries of groundwater monitoring (Table 1) and analytical data (Table 2) (Attachment 2), laboratory analytical report (Attachment 3), and field forms (Attachment 4).

SECOR's field procedures were performed in accordance with SECOR's Standard Operating Procedures for quality assurance and quality control, as outlined in SECOR's December 27, 2001 Unit Price Bid.

SECOR appreciates the opportunity to be of service to Shell on this project. If you have any questions regarding the information provided in this report, please contact us at (425) 372-1600.

Sincerely,
SECOR International Incorporated

Marc Sauze, P.E.
Associate Engineer

For:
Brian J. Pletcher, R.G.
Senior Geologist

MS/BJP:KM
Attachments (4)

cc: John Bails, Washington State Department of Ecology UST# 7691

12034 134th Court NE, Suite 102, Redmond, WA 98052 425.372.1600 425.372.1650 Fax www.secor.com

ATTACHMENT 1
FIGURES

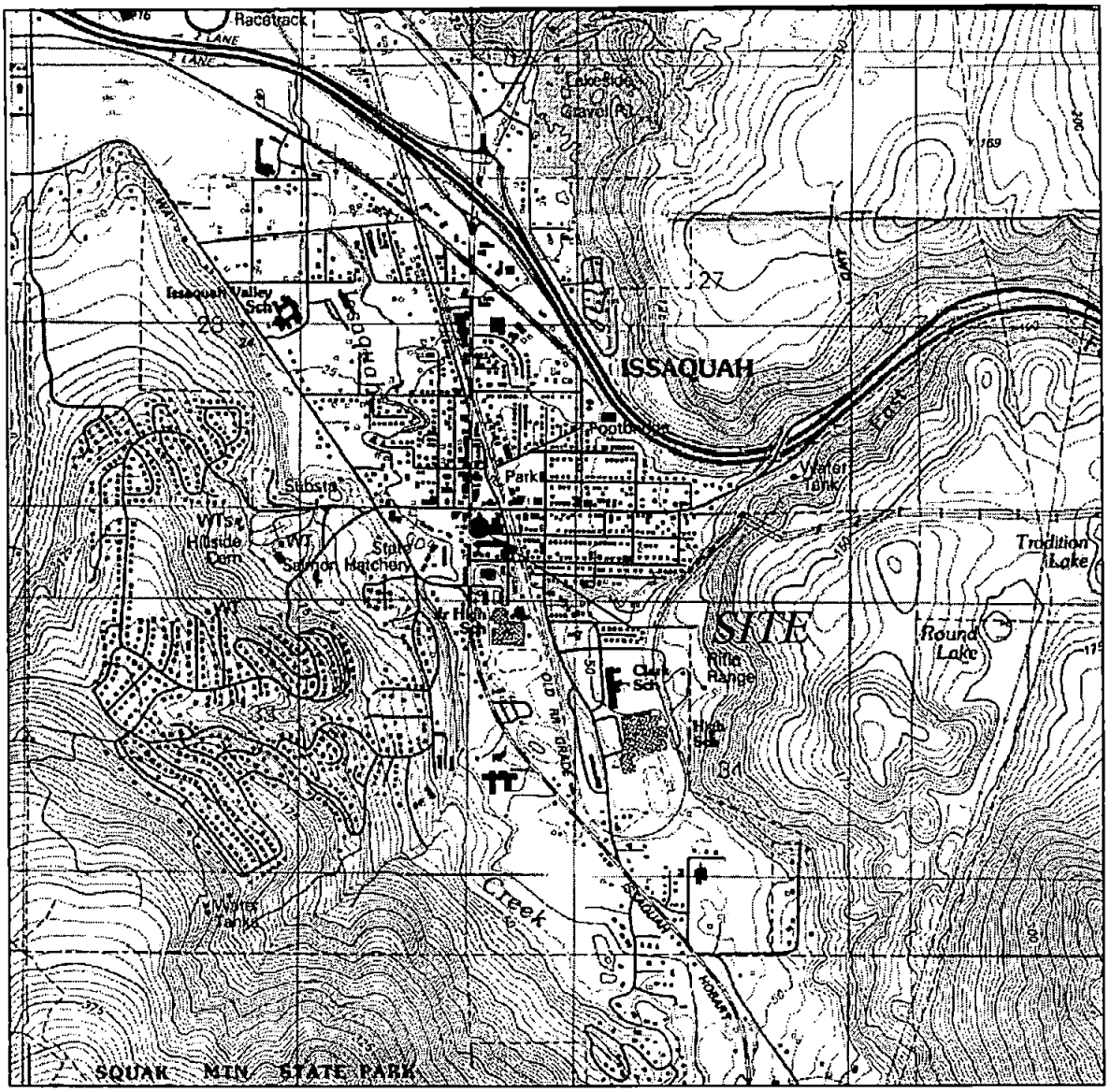

WASHINGTON

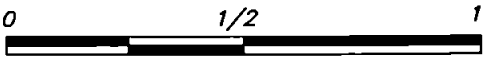

REFERENCE: USGS 7.5 X 15 MINUTE QUADRANGLE; BELLEVUE SOUTH, WASHINGTON; 1982

SECOR
International Incorporated

SITE LOCATION MAP

TEXACO SERVICE STATION 120677
15 EAST SUNSET
ISSAQUAH, WASHINGTON

FIGURE: 1

JOB#: 01OT.50023.02 APPR: DWN: SES DATE: 5/8/02

DWG: 120677M

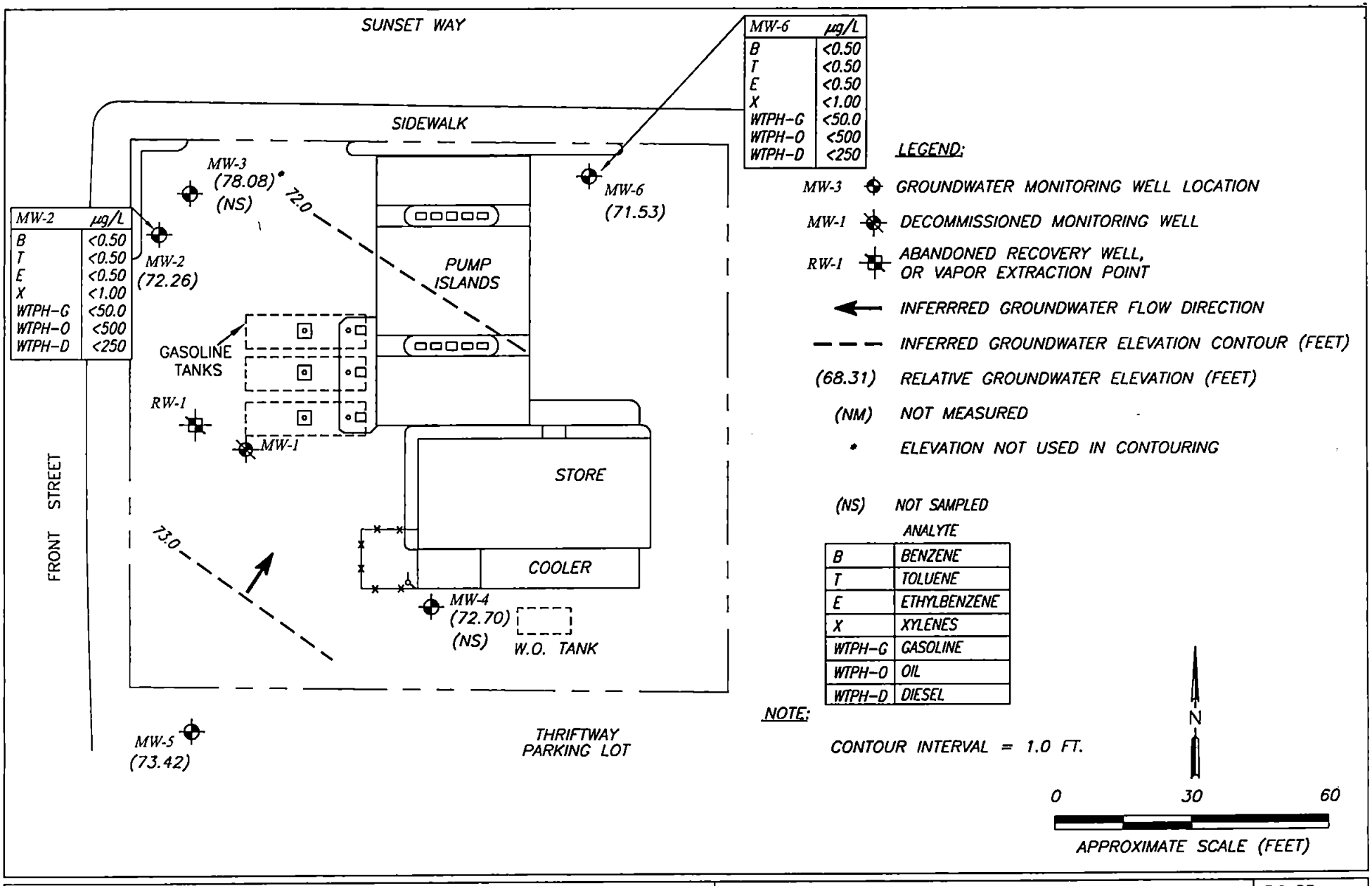

MW-2	µg/L
B	<0.50
T	<0.50
E	<0.50
X	<1.00
WTPH-G	<50.0
WTPH-O	<500
WTPH-D	<250

MW-6	µg/L
B	<0.50
T	<0.50
E	<0.50
X	<1.00
WTPH-G	<50.0
WTPH-O	<500
WTPH-D	<250

	ANALYTE
B	BENZENE
T	TOLUENE
E	ETHYLBENZENE
X	XYLENES
WTPH-G	GASOLINE
WTPH-O	OIL
WTPH-D	DIESEL

SECOR
International Incorporated

GROUNDWATER ELEVATION CONTOURS
& ANALYTICAL RESULTS MAP (3/1/02)
TEXACO FACILITY SAP NO. 120677
15 EAST SUNSET WAY
ISSAQUAH, WASHINGTON

FIGURE: 2

JOB#: 001.01130.500 APPR: DWN: SES DATE: 3/15/01

DWG: 120677_101

ATTACHMENT 2
TABLES

Table 1. Cumulative Summary of Groundwater Elevations
Texaco Facility SAP No: 120677
15 East Sunset Way, Issaquah, Washington

Well Number/ TOC Elevation	Date of Measurement	DTW (feet)	DTFP (feet)	FPT (feet)	SWL (feet)	Change in SWL (feet)
MW-2						
92.16	03/19/97	17.21	0.00	0.00	74.95	--
	06/18/97	24.56	0.00	0.00	67.60	-7.35
	09/18/97	27.49	0.00	0.00	64.67	-2.93
	12/10/97	21.96	0.00	0.00	70.20	5.53
	03/02/98	21.75	0.00	0.00	70.41	0.21
	06/15/98	25.63	0.00	0.00	66.53	-3.88
	09/14/98	29.12	0.00	0.00	63.04	-3.49
	02/19/99	18.23	0.00	0.00	73.93	10.89
	03/13/00	--	--	--	--	--
	01/25/01	24.14	0.00	0.00	68.02	--
	03/01/02	19.90	0.00	0.00	72.26	4.24
MW-3						
92.01	03/19/97	11.30	0.00	0.00	80.71	--
	06/18/97	16.45	0.00	0.00	75.56	-5.15
	09/18/97	18.62	0.00	0.00	73.39	-2.17
	12/10/97	15.33	0.00	0.00	76.68	3.29
	03/02/98	14.93	0.00	0.00	77.08	0.40
	06/15/98	17.59	0.00	0.00	74.42	-2.66
	09/14/98	21.05	0.00	0.00	70.96	-3.46
	02/19/99	12.79	0.00	0.00	79.22	8.26
	03/13/00	--	--	--	--	--
	01/25/01	16.95	0.00	0.00	75.06	--
	03/01/02	13.93	0.00	0.00	78.08	3.02
MW-4						
93.31	03/19/97	--	--	--	--	--
	06/18/97	25.11	0.00	0.00	68.20	--
	09/18/97	27.53	0.00	0.00	65.78	-2.42
	12/10/97	22.53	0.00	0.00	70.78	5.00
	03/02/98	22.33	0.00	0.00	70.98	0.20
	06/15/98	26.55	0.00	0.00	66.76	-4.22
	09/14/98	27.57	0.00	0.00	65.74	-1.02
	02/19/99	18.73	0.00	0.00	74.58	8.84
	03/13/00	--	--	--	--	--
	01/25/01	25.00	0.00	0.00	68.31	--
	03/01/02	20.61	0.00	0.00	72.70	4.39

Table 1. Cumulative Summary of Groundwater Elevations
Texaco Facility SAP No: 120677
15 East Sunset Way, Issaquah, Washington

Well Number/ TOC Elevation	Date of Measurement	DTW (feet)	DTFP (feet)	FPT (feet)	SWL (feet)	Change in SWL (feet)
MW-5						
92.12	03/19/97	15.90	0.00	0.00	76.22	--
	06/18/97	23.40	0.00	0.00	68.72	-7.50
	09/18/97	25.18	0.00	0.00	66.94	-1.78
	12/10/97	20.71	0.00	0.00	71.41	4.47
	03/02/98	20.48	0.00	0.00	71.64	0.23
	06/15/98	24.84	0.00	0.00	67.28	-4.36
	09/14/98	25.15	0.00	0.00	66.97	-0.31
	02/19/99	16.75	0.00	0.00	75.37	8.40
	03/13/00	20.82	0.00	0.00	71.30	-4.07
	01/25/01	22.91	0.00	0.00	69.21	-2.09
	03/01/02	18.70	0.00	0.00	73.42	4.21
MW-6						
92.75	03/19/97	18.50	0.00	0.00	74.25	--
	06/18/97	24.45	0.00	0.00	68.30	-5.95
	09/18/97	29.33	0.00	0.00	63.42	-4.88
	12/10/97	23.35	0.00	0.00	69.40	5.98
	03/02/98	23.07	0.00	0.00	69.68	0.28
	06/15/98	27.67	0.00	0.00	65.08	-4.60
	09/14/98	31.10	0.00	0.00	61.65	-3.43
	02/19/99	19.58	0.00	0.00	73.17	11.52
	03/13/00	--	--	--	--	--
	01/25/01	25.94	0.00	0.00	66.81	--
	03/01/02	21.22	0.00	0.00	71.53	4.72
RW-1						
Not Surveyed	06/18/97	21.60	--	--	--	--
	09/18/97	24.75	--	--	--	--
	12/10/97	8.90	--	--	--	--
	03/02/98	18.70	--	--	--	--
	06/15/98	--	--	--	--	--
	09/14/98	--	--	--	--	--
		Abandoned				

TOC = Top of casing.
DTW = Depth to water.
DTFP = Depth to free product
FPT = Free product thickness.
SWL = Static water level.
-- = Not monitored.

Table 2. Cumulative Summary of Groundwater Sample Analytical Results
Texaco Facility SAP No: 120677
15 East Sunset Way, Issaquah, Washington

Well Number	Sample Date	BTEX (ug/L)				MTBE	WTPH-G (ug/L)	WTPH-O (ug/L)	WTPH-D (ug/L)
		Benzene	Toluene	Ethyl-benzene	Total Xylenes				
MW-2	03/19/97	1.9	0.856	3.1	4.64	--	262	--	--
	06/18/97	ND	ND	ND	ND	--	ND	--	--
	09/18/97	89.6	21	61.8	91.3	--	4,180	--	--
	12/10/97	ND	ND	ND	ND	--	ND	--	--
	03/02/98	ND	ND	ND	ND	--	ND	ND	ND
	06/15/98	ND	ND	ND	ND	--	ND	ND	ND
	09/14/98	163	21.3	54.9	53.9	--	1,270	1,790	752
	02/19/99	--	--	--	--	--	--	--	--
	03/13/00	--	--	--	--	--	--	--	--
	01/25/01	<0.500	1.63	<0.500	<1.00	<0.111	<50.0	<750	<250
	03/01/02	<0.500	<0.500	<0.500	<1.00	--	<50.0	<500	<250
MW-3	03/19/97	ND	ND	ND	ND	--	ND	ND	ND
	06/18/97	--	--	--	--	--	--	--	--
	09/18/97	--	--	--	--	--	--	--	--
	12/10/97	--	--	--	--	--	--	--	--
	03/02/98	ND	ND	ND	ND	--	ND	869	502
	06/15/98	--	--	--	--	--	--	--	--
	09/14/98	ND	0.577	ND	ND	--	ND	922	459
	02/19/99	--	--	--	--	--	--	--	--
	03/13/00	--	--	--	--	--	--	--	--
	01/25/01	--	--	--	--	--	--	--	--
	03/01/02	--	--	--	--	--	--	--	--
MW-4	03/19/97	--	--	--	--	--	--	--	--
	06/18/97	ND	ND	ND	ND	--	ND	--	--
	09/18/97	ND	ND	ND	ND	--	ND	--	--
	12/10/97	ND	ND	ND	ND	--	ND	--	--
	03/02/98	ND	ND	ND	ND	--	ND	ND	ND
	06/15/98	ND	0.917	ND	ND	--	ND	ND	ND
	09/14/98	ND	ND	ND	ND	--	ND	1,240	550
	02/19/99	--	--	--	--	--	--	--	--
	03/13/00	--	--	--	--	--	--	--	--
	01/25/01	--	--	--	--	--	--	--	--
	03/01/02	--	--	--	--	--	--	--	--
MW-5	03/19/97	ND	ND	ND	ND	--	ND	--	--
	06/18/97	ND	ND	ND	ND	--	ND	--	--
	09/18/97	ND	ND	ND	ND	--	ND	--	--
	12/10/97	ND	ND	ND	ND	--	ND	--	--
	03/02/98	ND	ND	ND	ND	--	ND	ND	ND
	06/15/98	ND	ND	ND	ND	--	ND	2,140	609
	09/14/98	ND	ND	ND	ND	--	ND	2,230	594
	02/19/99	--	--	--	--	--	--	--	615
	03/13/00	<0.5	<0.5	<0.5	<1.0	--	<50	--	<613
	01/25/01	<0.500	<0.500	<0.500	<1.00	<5.00	<50.0	<750	<250
	03/01/02	--	--	--	--	--	--	--	--

Table 2. Cumulative Summary of Groundwater Sample Analytical Results
Texaco Facility SAP No: 120677
15 East Sunset Way, Issaquah, Washington

Well Number	Sample Date	BTEX (ug/L)				MTBE	WTPH-G (ug/L)	WTPH-O (ug/L)	WTPH-D (ug/L)
		Benzene	Toluene	Ethyl-benzene	Total Xylenes				
MW-6	03/19/97	ND	ND	ND	1.29	--	ND	--	--
	06/18/97	ND	ND	ND	ND	--	ND	--	--
	09/18/97	ND	ND	ND	ND	--	129	--	--
	12/10/97	ND	ND	ND	ND	--	ND	--	--
	03/02/98	ND	ND	ND	ND	--	ND	ND	ND
	06/15/98	ND	0.559	ND	1.7	--	ND	ND	ND
	09/14/98	ND	0.773	ND	ND	--	ND	ND	ND
	02/19/99	--	--	--	--	--	--	--	--
	03/13/00	--	--	--	--	--	--	--	--
	01/25/01	--	--	--	--	--	--	--	--
	03/01/02	<0.500	<0.500	<0.500	<1.00	--	<50.0	<500	<250
RW-1	03/19/97	ND	ND	ND	1.53	--	ND	--	--
	06/18/97	--	--	--	--	--	--	--	--
	09/18/97	--	--	--	--	--	--	--	--
	12/10/97	--	--	--	--	--	--	--	--
	03/02/98	--	--	--	--	--	--	--	--
	06/15/98	--	--	--	--	--	--	--	--
	09/14/98	--	--	--	--	--	--	--	--
		Abandoned							
Current Quarter Quality Assurance/Quality Control Samples									
MW-5 (Duplicate)		--	--	--	--	--	--	<750	<250
Trip Blank		<0.500	<0.500	<0.500	<1.00	--	<50.0	--	--

ug/L - Micrograms per liter; approximate parts per billion.
-- = Not sampled or not analyzed.
WTPH-G = Total petroleum hydrocarbons as gasoline.
WTPH-O = Total petroleum hydrocarbons as oil.
WTPH-D = Total petroleum hydrocarbons as diesel.
ND = Not detected at a concentration above laboratory method reporting limit as previously reported by others.
The exact laboratory method reporting limits were not available to SECOR.

ATTACHMENT 3
LABORATORY ANALYTICAL REPORT

Secor-Redmond	Project:	Equilon SAP# 120677	
POBox230,12034-134thCtNESte102	ProjectNumber	NotProvided	**Reported:**
RedmondWA/USA,98073	ProjectManager	MarcSauze	03/15/0211:11

ANALYTICALREPORTFORSAMPLES

SampleID	LaboratoryID	Matrix	DateSampled	DateReceived
MW-2	B2C0046-01	Water	03/01/0214:00	03/01/0217:15
MW-6	B2C0046-02	Water	03/01/0213:50	03/01/0217:15
DUP-15	B2C0046-03	Water	03/01/0214:10	03/01/0217:15
TRIPBLANK	B2C0046-04	Water	03/01/0212:00	03/01/0217:15

Theresultsinthisreportapplytothesamplesanalyzedinaccordancewiththe chainofcustodydocument.Thisanalyticalreportmustbereproducedinits entirety.

JeffGerdes,ProjectManager

Secor-Redmond	Project:	Equilon SAP# 120677	
POBox230,12034-134thCtNESte102	ProjectNumber	NotProvided	Reported:
RedmondWA/USA,98073	ProjectManager	MarcSauze	03/15/0211:11

VolatilePetroleumProductsandBTEXbyNWTPH-GxandEPA8021B

NorthCreekAnalytical-Bothell

Analyte	Result	Reporting Limit	Units	Dilution	Batch	Prepared	Analyzed	Method	Note
MW-2(B2C0046-01)WaterSampled:03/01/0214:00Received:03/01/0217:15									
GasolineRangeHydrocarbons	ND	50.	ug/l	1	2C12014	03/12/02	03/12/02	NWTPH-Gx/8021 B	
Benzene	ND	0.50	"	"	"	"	"	"	
Toluene	ND	0.50	"	"	"	"	"	"	
Ethylbenzene	ND	0.50	"	"	"	"	"	"	
Xylenes(total)	ND	1.0	"	"	"	"	"	"	
Surrogate: 4-BFB (FID)	*90.2%*	*62-139*			"	"	"	"	
Surrogate: 4-BFB (PID)	*102%*	*62-125*			"	"	"	"	
MW-6(B2C0046-02)WaterSampled:03/01/0213:50Received:03/01/0217:15									
GasolineRangeHydrocarbons	ND	50.	ug/l	1	2C12014	03/12/02	03/12/02	NWTPH-Gx/8021 B	
Benzene	ND	0.50	"	"	"	"	"	"	
Toluene	ND	0.50	"	"	"	"	"	"	
Ethylbenzene	ND	0.500	"	"	"	"	"	"	
Xylenes(total)	ND	1.0	"	"	"	"	"	"	
Surrogate: 4-BFB (FID)	*96.5%*	*62-139*			"	"	"	"	
Surrogate: 4-BFB (PID)	*102%*	*62-125*			"	"	"	"	
DUP-15(B2C0046-03)WaterSampled:03/01/0214:10Received:03/01/0217:15									
GasolineRangeHydrocarbons	ND	50.	ug/l	1	2C12014	03/12/02	03/12/02	NWTPH-Gx/8021 B	
Benzene	ND	0.50	"	"	"	"	"	"	
Toluene	ND	0.50	"	"	"	"	"	"	
Ethylbenzene	ND	0.50	"	"	"	"	"	"	
Xylenes(total)	ND	1.0	"	"	"	"	"	"	
Surrogate: 4-BFB (FID)	*86.2%*	*62-139*			"	"	"	"	
Surrogate: 4-BFB (PID)	*102%*	*62-125*			"	"	"	"	

NorthCreekAnalytical-Bothell

Theresultsinthisreportapplytothesamplesanalyzedinaccordancewiththe chainofcustodydocument.Thisanalyticalreportmustbereproducedinits entirety.

Jeff Gerdes

JeffGerdes,ProjectManager

Secor-Redmond	Project:	Equilon SAP# 120677	
POBox230,12034-134thCtNESte102	ProjectNumber	NotProvided	Reported:
RedmondWA/USA,98073	ProjectManager	MarcSauze	03/15/0211:11

VolatilePetroleumProductsandBTEXbyNWTPH-GxandEPA8021B

NorthCreekAnalytical-Bothell

Analyte	Result	Reporting Limit	Units	Dilution	Batch	Prepared	Analyzed	Method	Note
TRIPBLANK(B2C0046-04)WaterSampled:03/01/0212:00Received:03/01/0217:15									
GasolineRangeHydrocarbons	ND	50.	ug/l	1	2C12014	03/12/02	03/12/02	NWTPH-Gx/8021 B	
Benzene	ND	0.50	"	"	"	"	"	"	
Toluene	ND	0.50	"	"	"	"	"	"	
Ethylbenzene	ND	0.50	"	"	"	"	"	"	
Xylenes(total)	ND	1.0	"	"	"	"	"	"	
Surrogate: 4-BFB (FID)	*93.1%*	*62-139*			"	"	"	"	
Surrogate: 4-BFB (PID)	*102%*	*62-125*			"	"	"	"	

NorthCreekAnalytical-Bothell

Theresultsinthisreportapplytothesamplesanalyzedinaccordancewiththe chainofcustodydocument.Thisanalyticalreportmustbereproducedinits entirety.

Jeff Gerdes

JeffGerdes,ProjectManager

Secor-Redmond	Project:	Equilon SAP# 120677	
POBox230,12034-134thCtNESte102	ProjectNumber	NotProvided	Reported:
RedmondWA/USA,98073	ProjectManager	MarcSauze	03/15/0211:11

SemivolatilePetroleumProductsbyNWTPH-Dx(w/oAcid/SilicaGelClean-up)

NorthCreekAnalytical-Bothell

Analyte	Result	Reporting Limit	Units	Dilution	Batch	Prepared	Analyzed	Method	Note
MW-2(B2C0046-01)WaterSampled:03/01/0214:00Received:03/01/0217:15									
DieselRangeHydrocarbons	ND	0.25	mg/l	1	2C05010	03/05/02	03/06/02	NWTPH-Dx	
LubeOilRangeHydrocarbons	ND	0.50	"	"	"	"	"	"	
Surrogate: 2-FBP	*94.5%*	*50-121*			"	"	"	"	
Surrogate: Octacosane	*92.9%*	*56-123*			"	"	"	"	
MW-6(B2C0046-02)WaterSampled:03/01/0213:50Received:03/01/0217:15									
DieselRangeHydrocarbons	ND	0.25	mg/l	1	2C05010	03/05/02	03/06/02	NWTPH-Dx	
LubeOilRangeHydrocarbons	ND	0.50	"	"	"	"	"	"	
Surrogate: 2-FBP	*103%*	*50-121*			"	"	"	"	
Surrogate: Octacosane	*104%*	*56-123*			"	"	"	"	
DUP-15(B2C0046-03)WaterSampled:03/01/0214:10Received:03/01/0217:15									
DieselRangeHydrocarbons	ND	0.25	mg/l	1	2C05010	03/05/02	03/06/02	NWTPH-Dx	
LubeOilRangeHydrocarbons	ND	0.50	"	"	"	"	"	"	
Surrogate: 2-FBP	*96.4%*	*50-121*			"	"	"	"	
Surrogate: Octacosane	*93.1%*	*56-123*			"	"	"	"	

NorthCreekAnalytical-Bothell

Theresultsinthisreportapplytothesamplesanalyzedinaccordancewiththe chainofcustodydocument.Thisanalyticalreportmustbereproducedinits entirety.

Jeff Gerdes

JeffGerdes,ProjectManager

Secor-Redmond	Project:	Equilon SAP# 120677	
POBox230,12034-134thCtNESte102	ProjectNumber	NotProvided	Reported:
RedmondWA/USA,98073	ProjectManager	MarcSauze	03/15/0211:11

VolatilePetroleumProductsandBTEXbyNWTPH-GxandEPA8021B-QualityControl

NorthCreekAnalytical-Bothell

Analyte	Result	Reporting Limit	Units	Spike Level	Source Result	%REC	%REC Limits	RPD	RPD Limit	Notes
Batch2C12014:Prepared03/12/02UsingEPA5030B(P/T)										
Blank(2C12014-BLK1)										
GasolineRangeHydrocarbons	N	50.	ug/l							
Benzene	N	0.50	"							
Toluene	N	0.50	"							
Ethylbenzene	N	0.50	"							
Xylenes(total)	N	1.0	"							
Surrogate:4-BFB(FID)	*44.*		"	*48.0*		*93.5*	*62-139*			
Surrogate:4-BFB(PID)	*49.*		"	*48.0*		*104*	*62-125*			
LCS(2C12014-BS1)										
GasolineRangeHydrocarbons	50	50.	ug/l	500		101	80-120			
Benzene	6.5	0.50	"	6.01		108	80-120			
Toluene	33.	0.50	"	35.8		93.0	80-120			
Ethylbenzene	9.0	0.50	"	8.37		108	80-120			
Xylenes(total)	42.	1.0	"	41.4		102	80-120			
Surrogate:4-BFB(FID)	*51.*		"	*48.0*		*107*	*62-139*			
Surrogate:4-BFB(PID)	*47.*		"	*48.0*		*99.0*	*62-125*			
LCSDup(2C12014-BSD1)										
GasolineRangeHydrocarbons	51	50.	ug/l	500		102	80-120	1.38	25	
Benzene	6.6	0.50	"	6.01		111	80-120	2.13	40	
Toluene	34.	0.50	"	35.8		95.3	80-120	2.37	40	
Ethylbenzene	9.2	0.50	"	8.37		110	80-120	2.08	40	
Xylenes(total)	43.	1.0	"	41.4		104	80-120	1.88	40	
Surrogate:4-BFB(FID)	*51.*		"	*48.0*		*107*	*62-139*			
Surrogate:4-BFB(PID)	*47.*		"	*48.0*		*97.9*	*62-125*			
MatrixSpike(2C12014-MS1)					**Source:B2C0046-01**					
GasolineRangeHydrocarbons	39	50.	ug/l	500	ND	78.4	70-130			
Benzene	6.7	0.50	"	6.01	ND	113	80-120			
Toluene	33.	0.50	"	35.8	ND	93.3	75-117			
Ethylbenzene	8.4	0.50	"	8.37	ND	101	80-120			
Xylenes(total)	32.	1.0	"	41.4	ND	78.3	80-120			Q-01
Surrogate:4-BFB(FID)	*49.*		"	*48.0*		*104*	*62-139*			
Surrogate:4-BFB(PID)	*47.*		"	*48.0*		*99.8*	*62-125*			

NorthCreekAnalytical-Bothell

Theresultsinthisreportapplytothesamplesanalyzedinaccordancewiththe chainofcustodydocument.Thisanalyticalreportmustbereproducedinits entirety.

Jeff Gerdes

JeffGerdes,ProjectManager

Secor-Redmond	Project:	Equilon SAP# 120677	
POBox230,12034-134thCtNESte102	ProjectNumber	NotProvided	**Reported:**
RedmondWA/USA,98073	ProjectManager	MarcSauze	03/15/0211:11

VolatilePetroleumProductsandBTEXbyNWTPH-GxandEPA8021B-QualityControl

NorthCreekAnalytical-Bothell

Analyte	Result	Reporting Limit	Units	Spike Level	Source Result	%REC	%REC Limits	RPD	RPD Limit	Notes
Batch2C12014:Prepared03/12/02UsingEPA5030B(P/T)										
MatrixSpikeDup(2C12014-MSD1)					**Source:B2C0046-01**					
GasolineRangeHydrocarbons	37	50.	ug/l	500	ND	74.8	70-130	4.70	25	
Benzene	6.6	0.50	"	6.01	ND	110	80-120	2.84	40	
Toluene	32.	0.50	"	35.8	ND	90.5	75-117	3.04	40	
Ethylbenzene	8.1	0.50	"	8.37	ND	97.3	80-120	3.62	40	
Xylenes(total)	30.	1.0	"	41.4	ND	74.6	80-120	4.74	40	Q-01
Surrogate:4-BFB(FID)	*49.*		"	*48.0*		*103*	*62-139*			
Surrogate:4-BFB(PID)	*48.*		"	*48.0*		*100*	*62-125*			

Theresultsinthisreportapplytothesamplesanalyzedinaccordancewiththe chainofcustodydocument.Thisanalyticalreportmustbereproducedinits entirety.

Jeff Gerdes

JeffGerdes,ProjectManager

Secor-Redmond	Project:	Equilon SAP# 120677	
POBox230,12034-134thCtNESte102	ProjectNumber	NotProvided	**Reported:**
RedmondWA/USA,98073	ProjectManager	MarcSauze	03/15/0211:11

SemivolatilePetroleumProductsbyNWTPH-Dx(w/oAcid/SilicaGelClean-up)-QualityControl

NorthCreekAnalytical-Bothell

Analyte	Result	Reporting Limit	Units	Spike Level	Source Result	%REC	%REC Limits	RPD	RPD Limit	Notes
Batch2C05010:Prepared03/05/02UsingEPA3520C										
Blank(2C05010-BLK1)										
DieselRangeHydrocarbons	N	0.25	mg/l							
LubeOilRangeHydrocarbons	N	0.50	"							
Surrogate:2-FBP	*0.30*		"	*0.320*		*94.7*	*50-121*			
Surrogate:Octacosane	*0.29*		"	*0.320*		*92.2*	*56-123*			
LCS(2C05010-BS1)										
DieselRangeHydrocarbons	1.7	0.25	mg/l	2.00		89.5	62-122			
Surrogate:2-FBP	*0.31*		"	*0.320*		*98.1*	*50-121*			
LCSDup(2C05010-BSD1)										
DieselRangeHydrocarbons	1.7	0.25	mg/l	2.00		85.5	62-122	4.57	40	
Surrogate:2-FBP	*0.30*		"	*0.320*		*96.6*	*50-121*			
Duplicate(2C05010-DUP1)					**Source:B2C0057-01**					
DieselRangeHydrocarbons	N	0.25	mg/l		ND			3.06	40	
LubeOilRangeHydrocarbons	N	0.50	"		ND			16.8	40	
Surrogate:2-FBP	*0.28*		"	*0.305*		*92.1*	*50-121*			
Surrogate:Octacosane	*0.28*		"	*0.305*		*94.1*	*56-123*			

NotesandDefinitions

Q-01	The spike recovery for this QC sample is outside of established control limits. Review of associated batch QC indicates the recover forthisanalytedoesnotrepresentanout-of-controlconditionforthebatch.
DET	AnalyteDETECTED
ND	AnalyteNOTDETECTEDatorabovethereportinglimit
NR	NotReported
dry	Sampleresultsreportedonadryweightbasis
RPD	RelativePercentDifference

ATTACHMENT 4
FIELD FORMS

EQUIVA
No Purge Field Form
Washington Sites / 2002

Page 1 of 1		SECOR Personnel	KS
Date / Quarter	3-1-02 / 1st Qtr	EQUIVA SAP Number	120677
SECOR Job Number	010T.50023.02	Equiva Project Manager	Tony Palagyi
Site Address	15 EAST SUNSET, ISSAQUAH, WA.		
No. of Wells Monitored	6	Weather	10 % Cloud Cover/HAZY
No. of Wells w/ Free Product	0	Temperature	48°F
No. of Wells Sampled	2	New Monument Gaskets Y / N	12-inch = / 8-inch =
No. of Samples Submitted	3	Monument Bolts Replaced Y / N	Size= / Total # =

Field Notes :

12:50 - Arrive @ site.
12:55 - Unload equipment, set up decon & Notify the Attendant of sampling event
13:10 - Monitor wells MW-2, 3, 4, 5, 6 & RW-1.
13:40 - Sample wells MW-2 & MW-6.
13:50 - Leave message then collect Dup-15 from well MW-2. Complete the C.O.C then decon & load equipment.
14:00 - Leave site.

Monument Repairs: (photo/description)

NORTH CREEK ANALYTICAL
Environmental Laboratory Services

11720 North Creek Parkway North, Suite 400, Bothell, WA 98011 (425) 420-9200 FAX (425) 420-9210
East 11115 Montgomery, Suite B, Spokane, WA 98206-4779 (509) 924-9200 FAX 924-9290
9405 S.W. Nimbus Avenue, Beaverton, OR 97008-7132 (503) 906-9200 FAX 906-2202

TEXACO CHAIN OF CUSTODY REPORT

TEXACO INFORMATION

Facility Number:
Project Manager: Tony Palagy
Texaco Job #: 120677
Site Address: 15 EAST SUNSET
City, State, Zip: Issaquah, WA.

CONSULTANT INFORMATION

Name: SECOR Project# 0107 50023.02
Address: 12034 134th Court NE. Suite 102, Redmond, WA. 98033
Phone: 425-372-1600 Fax: 425-372-1650
Project Manager: MARC SAUZE
Sample Collection by: [signature]

Laboratory Turnaround Time

- ☐ 1 Business Day
- ☐ 3 Business Days
- ☐ 5 Business Days
- ☑ 10 Business Days
- ☐ 3 Day Air Samples (Please Select One)

☐ AK ☐ OR ☐ WA ☑ NW Series

SAMPLE INDENTIFICATION	SAMPLING DATE / TIME	MATRIX (W,S,O)	# OF CON-TAINERS	TPH-HCID	TPH-Gas	BTEX Only EPA 8021 Mod.	TPH-Gas + BTEX	TPH-Diesel	TPH-Diesel Extended	TPH-Diesel-Ext. w/SG Cleanup	Halogen. Volatiles EPA 8021	Pesticides/PCBs or PCBs Only	GC/MS Volatiles EPA 8260	GC/MS SemiVols. EPA 8270	PAH's: 8270 SIM or 8310	Lead: Total or Dissolved	TCLP or RCRA Metals (8)						NCA SAMPLE NUMBER
1. MW-2	3-1-02	W	3				✓		✓														
2. MW-6	↓	↓	3				✓		✓														
3. Dup-15	↓	↓	3				✓		✓														
4. Tripblank	↓	↓	1				✓																
5.																							
6.																							
7.																							
8.																							
9.																							
10.																							

	Relinquished by:	Firm:	Date & Time	Received by:	Firm:	Date & Time
1.	[signature]	SECOR	3-1-02 / 15:00			
2.						
3.						

Additional Comments:

TEXACO Groundwater Monitoring and Sampling Record

TEXACO Facility ID#_____ DATE: 3-1-02

Site Address: 15 East Sunset

City, State: Issaquah, WA. Field Personnel: KS

Well Number	RW-1	MW-2	MW-3	MW-4	MW-5	MW-6
TIME	13:28	13:37	13:24	13:19	13:15	13:33.
TD (ft)				-		
– DTW (ft)						
= WC (ft)						
20% x WC =						
+DTW = 80% DTW						
Well Diam. (in)	2"	2"	2"	2"	2"	
x Multiplier: 2" = 0.5, 4" = 2.0, 6" = 4.4 = Purge Volume			Pad Needs repair			
Actual Purge Volume						
Purge Method (B or P)						
DTW when sampled >80%? (Y/N)						
If No, DTW after 2 hours:						
Sample ID	—	MW-2	—	—	—	MW-6
Sample time	—	14:00	—	—	—	13:50
DUPLICATE		14:10 Dup-15				
Sheen (Y/N) odor						
Free Product (Y/N)						
DTW	13.93	19.90	~~21.22~~ 15	20.61	18.70	21.22
– DTFP			13.93			
= FPT						

TD = Total Depth of well.
DTW = Depth to Water below top of casing.
WC = Water Column.

B = Bailer.
P = Pump.

DTFP = Depth to Free Product.
FPT = Free Product Thickness.

drop upgradient MW 5 [illegible] CLAW/Add downgradient to monitor TANKS.

3-02
KS

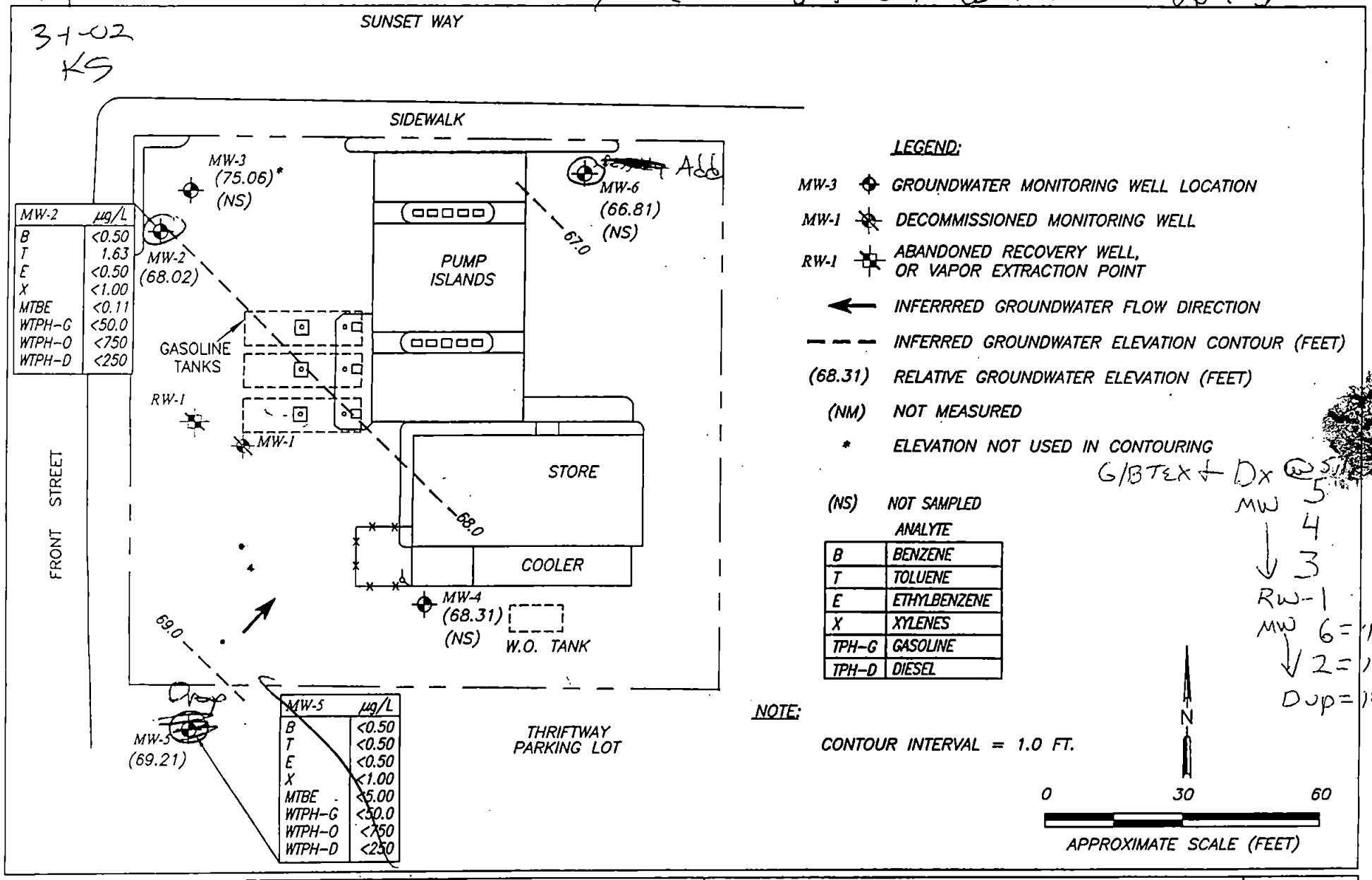

MW-2	µg/L
B	<0.50
T	1.63
E	<0.50
X	<1.00
MTBE	<0.11
WTPH-G	<50.0
WTPH-O	<750
WTPH-D	<250

MW-5	µg/L
B	<0.50
T	<0.50
E	<0.50
X	<1.00
MTBE	<5.00
WTPH-G	<50.0
WTPH-O	<750
WTPH-D	<250

	ANALYTE
B	BENZENE
T	TOLUENE
E	ETHYLBENZENE
X	XYLENES
TPH-G	GASOLINE
TPH-D	DIESEL

SECOR
International Incorporated

GROUNDWATER ELEVATION CONTOURS
& ANALYTICAL RESULTS MAP (1/25/01)
TEXACO FACILITY SAP NO. 120677
15 EAST SUNSET WAY
ISSAQUAH, WASHINGTON

FIGURE: 2

JOB#: 001.01130.500 APPR: DWN: SES DATE: 3/15/01

DWG: 120677_101