



**CONOCOPHILLIPS COMPANY
GROUNDWATER MONITORING REPORT**

June 6, 2006

Site No.: 0965 Site Address: 9826 7th Avenue SE, Everett, Washington
 ConocoPhillips Site Manager: Jim Trotter
 ConocoPhillips Address: 1230 W. Washington Street #212, Tempe, AZ 85281
 Consultant/Contact Person: Delta Environmental Consultants, Inc. – Elisabeth Silver
 Consultant Address: 4006 148th Avenue NE, Redmond, WA 98052
 Primary Agency/Regulatory ID No.: Washington DOE Northwest Region

WORK PERFORMED THIS QUARTER [First - 2006]

- Measured depth to water in six groundwater monitoring wells (MW-1 through MW-6) and four inactive vapor extraction wells (VW-2 through VW-5).
- Measured separate-phase hydrocarbon (SPH) thickness in Wells VW-3, VW-4, and VW-5.
- Purged and sampled groundwater from Wells MW-1 through MW-6 and collected a grab groundwater sample from Well VW-2 on January 17, 2006.
- Analyzed groundwater samples for gasoline range hydrocarbons (GRO) using Northwest Method NWTPH-Gx, total petroleum hydrocarbons as diesel (TPH-D) and heavy oil (TPH-O) using Northwest Method NWTPH-Dx (with acid/silica gel cleanup), and for benzene, toluene, ethylbenzene, and total xylenes (BTEX) using EPA Method 8260B. Also analyzed samples from wells MW-2 and MW-4 for total lead using EPA Method 6020.

WORK PROPOSED FOR NEXT QUARTER [Second - 2006]

- Measure depth to water and SPH thickness (if present) in groundwater monitoring wells MW-1 through MW-6 and inactive vapor extraction wells VW-2 through VW-5.
- Purge and sample groundwater from MW-1 through MW-6 and collect grab groundwater samples from VW-2 through VW-5. Analyze groundwater samples for TPH-G using NWTPH-Gx, TPH-D and TPH-O using NWTPH-Dx (with acid/silica gel cleanup), and BTEX using EPA 8260B.

SUMMARY

Frequency of Sampling Events:	<u>Quarterly</u> (Quarterly, etc.)
Approximate Depth to Groundwater:	<u>5.86 – 16.37</u> (Measured Feet)
Groundwater Gradient:	<u>to the south-southeast in the east portion of the site and to the south-southwest in the west portion of the site</u> (Direction)
	<u>Varies (0.003 to 0.463)</u> (ft/ft)
Maximum Benzene Concentration:	<u>4,000 (MW-6)</u> (µg/L)
Measurable Free Product Detected:	<u>Yes: VW-3, VW-4, VW-5</u> (Yes - ID well(s)/No)
Free Product Recovered This Quarter:	<u>0</u> (gallons)
Cumulative Free Product Recovered to Date:	<u>58 (estimated)</u> (gallons)
Water Wells or Surface Waters w/in a 2000'	<u>North Creek</u>



**CONOCOPHILLIPS COMPANY
GROUNDWATER MONITORING REPORT**

June 6, 2006

Site No.: 0965 Site Address: 9826 7th Avenue SE, Everett, Washington
ConocoPhillips Site Manager: Jim Trotter
ConocoPhillips Address: 1230 W. Washington Street #212, Tempe, AZ 85281
Consultant/Contact Person: Delta Environmental Consultants, Inc. – Elisabeth Silver
Consultant Address: 4006 148th Avenue NE, Redmond, WA 98052
Primary Agency/Regulatory ID No.: Washington DOE Northwest Region

Radius and Respective Direction: 1,200 ft SW (Distance and Direction)
Current Remedial Action: none (SVE/AS/P&T/DPE/etc.)
Permits for Discharge: Not Applicable (NPDES, POTW, etc.)

DISCUSSION

- Inactive vapor extraction wells VW-2 through VW-5 are included in the quarterly groundwater sampling program to monitor hydrocarbon impacts present within the UST excavation at the west side of the property. The samples are collected where measurable SPH is not present, and without prior purging of the well. These samples are not considered representative of site groundwater conditions since the wells are completed in UST excavation backfill material. Results of quarterly monitoring of these wells are included in this report.
- During the quarterly monitoring event performed on January 17, 2006, free product was observed in inactive vapor extraction wells VW-3 and VW-5 at a thickness of 0.15 foot and 0.05 foot, respectively. Free product was observed in VW-4; however, no distinguishable water line was observed and therefore a product thickness could not be determined. Groundwater samples were not collected from these wells during this event due to the presence of measurable free product.
- TPH-G was detected above the MTCA Method A cleanup level in the groundwater samples collected from groundwater monitoring wells MW-5 and MW-6 at concentrations of 4,100 micrograms per liter ($\mu\text{g/L}$) and 75,000 $\mu\text{g/L}$, respectively. TPH-G was also detected below the MTCA Method A cleanup level in the sample collected from inactive vapor extraction well VW-2 at a concentration of 550 $\mu\text{g/L}$.
- TPH-D was detected above the MTCA Method A cleanup level in the groundwater samples collected from monitoring wells MW-2, MW-3, MW-5 and MW-6 and inactive vapor extraction well VW-2 at concentrations of 890 $\mu\text{g/L}$, 790 $\mu\text{g/L}$, 3,000 $\mu\text{g/L}$, 2,400 $\mu\text{g/L}$, and 5,800 $\mu\text{g/L}$, respectively. TPH-D was detected below the cleanup level in wells MW-1 and MW-4 at concentrations of 150 $\mu\text{g/L}$ and 120 $\mu\text{g/L}$, respectively.
- TPH-O was detected above the MTCA Method A cleanup level in the groundwater samples collected from monitoring wells MW-2, MW-3, MW-5, and MW-6 at concentrations of 510 $\mu\text{g/L}$, 580 $\mu\text{g/L}$, 3,400 $\mu\text{g/L}$, and 620 $\mu\text{g/L}$, respectively. TPH-O was detected below the cleanup level in wells MW-1 and MW-4 at concentrations of 310 $\mu\text{g/L}$ and 180 $\mu\text{g/L}$, respectively.
- Benzene was detected above the MTCA Method A cleanup level in the groundwater samples collected from monitoring wells MW-2, MW-5, and MW-6 and from vapor extraction well VW-2 at concentrations of 7.0 $\mu\text{g/L}$, 44 $\mu\text{g/L}$, 4,000 $\mu\text{g/L}$, and 22 $\mu\text{g/L}$, respectively.



CONOCOPHILLIPS COMPANY GROUNDWATER MONITORING REPORT

June 6, 2006

Site No.: 0965 Site Address: 9826 7th Avenue SE, Everett, Washington
ConocoPhillips Site Manager: Jim Trotter
ConocoPhillips Address: 1230 W. Washington Street #212, Tempe, AZ 85281
Consultant/Contact Person: Delta Environmental Consultants, Inc. – Elisabeth Silver
Consultant Address: 4006 148th Avenue NE, Redmond, WA 98052
Primary Agency/Regulatory ID No.: Washington DOE Northwest Region

- Toluene was detected above the MTCA Method A cleanup level in the groundwater sample collected from monitoring well MW-6 at a concentration of 9,200 µg/L and below the MTCA Method A cleanup level in the groundwater samples collected from monitoring well MW-5 and inactive vapor extraction well VW-2 at concentrations of 11.0 µg/L and 0.9 µg/L, respectively.
- Ethylbenzene was detected above the MTCA Method A cleanup level in the groundwater sample collected from monitoring well MW-6 at a concentration of 2,600 µg/L and below the MTCA Method A cleanup level in the groundwater samples collected from monitoring well MW-5 and inactive vapor extraction well VW-2 at concentrations of 90 µg/L and 49 µg/L, respectively.
- Total xylenes were detected above the MTCA Method A cleanup level in the groundwater sample collected from monitoring well MW-6 at a concentration of 11,000 µg/L. Total xylenes were detected below the MTCA Method A cleanup level in the groundwater samples collected from monitoring well MW-5 and inactive vapor extraction well VW-2 at concentrations of 410 µg/L and 24 µg/L, respectively.
- Total lead were detected below the MTCA Method A cleanup level in the groundwater samples collected from monitoring wells MW-2 and MW-4 at concentrations of 2.1 µg/L and 1.6 µg/L, respectively.
- During this sampling event, purge water was stored in a drum on-site for subsequent transport and disposal at a wastewater treatment facility.
- Based on the groundwater elevation data gathered on January 17, 2006, groundwater appears to flow to the south, southeast, and to the southwest within the site.
- Quarterly groundwater monitoring results indicate that hydrocarbon impacts remain at elevated concentrations in the vicinity of monitoring wells MW-5 and MW-6. Results also indicate that water within the UST excavation at the west side of the property is impacted with petroleum hydrocarbons and that measurable SPH is present in the vicinity of inactive vapor extraction well VW-3, VW-4, and VW-5.
- The EFR program that was initiated at the site during first quarter 2005 (April 14, 2005) to remove residual free product from the UST excavation at the west side of the property ended during the fourth quarter of 2005. Details of the EFR program and associated monthly monitoring of the inactive vapor extraction wells will be discussed in a separate report.



**CONOCOPHILLIPS COMPANY
GROUNDWATER MONITORING REPORT**

June 6, 2006

Site No.: 0965 Site Address: 9826 7th Avenue SE, Everett, Washington
ConocoPhillips Site Manager: Jim Trotter
ConocoPhillips Address: 1230 W. Washington Street #212, Tempe, AZ 85281
Consultant/Contact Person: Delta Environmental Consultants, Inc. – Elisabeth Silver
Consultant Address: 4006 148th Avenue NE, Redmond, WA 98052
Primary Agency/Regulatory ID No.: Washington DOE Northwest Region

LIMITATIONS

The services described in this report were performed in accordance with generally accepted professional consulting principles and practices. No other warranty, either expressed or implied, is made. These services were performed in accordance with terms established with our client. This report is solely for the use of our client and reliance on any part of this report by a third party is at such party's sole risk.

Delta appreciates the opportunity to provide environmental services for ConocoPhillips Company. Please call (425) 882-3528 if you have any questions regarding the contents of this report.

Sincerely,


DELTA ENVIRONMENTAL CONSULTANTS, INC.

Julie Forcier

Julie Forcier
Project Engineer

Elisabeth Silver

Elisabeth Silver, L.G.
Project Manager



ATTACHMENTS

- Table 1 – Analytical Results and Groundwater Elevations
- Figure 1 – Site Map with Groundwater Elevations and Petroleum Hydrocarbon and BTEX Concentrations
- Laboratory Analytical Reports and Chain-of-Custody Documentation
- Groundwater Sampling Procedures and Field Sheets

cc: Dan Cargill, Washington State Dept. of Ecology – Northwest Regional Office, Bellevue, WA
Mark Nelson, Nelson Petroleum, 9826 Seventh Avenue SE, Everett, WA 98203

TABLE 1
ANALYTICAL RESULTS AND GROUNDWATER ELEVATIONS
 ConocoPhillips Site No. 0965
 9826 7th Avenue SE
 Everett, Washington

Well I.D. TOC	Monitoring Date	TPH- Gasoline (µg/L)	TPH- Diesel (µg/L)	TPH- Heavy Oil (µg/L)	Benzene (µg/L)	Toluene (µg/L)	Ethyl- benzene (µg/L)	Total Xylenes (µg/L)	Total Lead (µg/L)	MTBE (µg/L)	Dissolved Oxygen ¹ (mg/L)	Depth to Groundwater (feet)	SPH Thickness (feet)	Groundwater Elevation ² (feet)
MW-1	03/16/00 ³	238	<473	<1420	3.44	1.06	13.5	10.30	--	--	--	7.92	0.00	92.82
100.74	09/26/00	<50	<250	<750	0.956	<0.500	0.834	1.89	--	--	--	9.92	0.00	90.82
	03/06/01	417	<250	<750	3.10	0.590	13.4	28.1	--	--	--	9.49	0.00	91.25
	09/28/01	<50	<250	<500	<0.500	<0.500	0.803	2.43	--	--	--	9.83	0.00	90.91
	03/22/02 ^{3,5,6}	79.1	<250	<500	0.944	<0.500	5.88	5.36	--	--	--	6.81	0.00	93.93
	09/13/02	<50	<250	<500	0.692	<0.500	1.86	1.02	--	--	--	8.95	0.00	91.79
	03/17/03 ⁶	103	<250	<500	0.858	<0.500	10.5	4.27	--	--	--	8.85	0.00	91.89
	09/30/03	<50	<250	<500	<0.500	<0.500	0.821	1.43	--	--	--	10.05	0.00	90.69
	03/09/04	337	145	<260	<1	<1	<1	<2	--	--	2.5	7.80	0.00	92.94
	09/20/04	<100	<245	<491	<1	<1	1.7	<2	--	--	0.7	8.84	0.00	91.90
	12/01/04	310	1,440	<493	0.65	<0.50	14	17.0	--	--	--	9.22	0.00	91.52
	02/24/05	<100	764	505	<1	<1	1.38	<2	--	--	0.9	8.48	0.00	92.26
	04/19/05	<100	<253	<505	<1	<1	2.23	<2	--	<1	0.8	7.83	0.00	92.91
	07/14/05	<100	<247	<494	<1	<1	<1	<3	--	--	1.0	7.91	0.00	92.83
	11/21/05	<48	660	350 ¹⁰	<0.5	<0.7	<0.8	<0.8	--	--	1.8	9.05	0.00	91.69
	01/17/06	<48	150	310 ¹⁰	<0.5	<0.7	1.0	<0.8	--	--	2.5	7.75	0.00	92.99
MW-2	03/16/00 ³	243	<250	<750	12.8	0.644	32.2	1.70	--	--	--	9.94	0.00	93.59
103.53	09/26/00	<50	378	<750	<0.500	<0.500	<0.500	<1.00	--	--	--	12.14	0.00	91.39
	03/06/01	<50	<126	<377	<0.500	<0.500	<0.500	<1.00	--	--	--	12.38	0.00	91.15
	09/28/01	<50	624	539	<0.500	<0.500	<0.500	<1.00	--	--	--	12.16	0.00	91.37
	03/22/02 ^{3,5,7}	<50	357	<500	<0.500	<0.500	<0.500	<1.00	--	--	--	9.96	0.00	93.57
	09/13/02	<50	<250	<500	<0.500	<0.500	<0.500	<1.00	--	--	--	11.33	0.00	92.20
	03/17/03 ⁵	<50	574	<500	<0.500	<0.500	<0.500	<1.00	--	--	--	11.92	0.00	91.61
	09/30/03	<50	<250	<500	<0.500	<0.500	<0.500	<1.00	--	--	--	13.18	0.00	90.35
	03/09/04	<100	909	1,440	<1	<1	<1	<2	2.82	--	1.9	10.79	0.00	92.74
	09/20/04	<100	<249	<498	1.5	<1	<1	<2	--	--	1.3	11.91	0.00	91.62
	12/01/04	160	1,020	<484	8.8	<0.50	<0.50	<1.0	--	--	--	12.16	0.00	91.37
	02/24/05	<100	1,070	1,070	12.9	<1	<1	<2	20	--	1.4	10.97	0.00	92.56
	04/19/05	<100	518	<481	21.9	<1	<1	<2	--	4.57	1.0	10.61	0.00	92.92
	07/14/05	<100	452	<475	18.1	<1	<1	<3	--	--	0.7	10.35	0.00	93.18
	11/21/05	<48	1,100	420 ¹⁰	0.6	<0.7	<0.8	<0.8	--	2.0	1.2	11.73	0.00	91.80
	01/17/06	<48	890	510 ¹⁰	7.0	<0.7	<0.8	<0.8	2.1	--	1.5	10.14	0.00	93.39

TABLE 1
ANALYTICAL RESULTS AND GROUNDWATER ELEVATIONS
 ConocoPhillips Site No. 0965
 9826 7th Avenue SE
 Everett, Washington

Well I.D. TOC	Monitoring Date	TPH- Gasoline (µg/L)	TPH- Diesel (µg/L)	TPH- Heavy Oil (µg/L)	Benzene (µg/L)	Toluene (µg/L)	Ethyl- benzene (µg/L)	Total Xylenes (µg/L)	Total Lead (µg/L)	MTBE (µg/L)	Dissolved Oxygen ¹ (mg/L)	Depth to Groundwater (feet)	SPH Thickness (feet)	Groundwater Elevation ² (feet)
MW-3	03/16/00 ³	<50	<250	<750	<0.500	<0.500	<0.500	<1.00	--	--	--	9.96	0.00	90.91
100.87	09/26/00	<50	<293	<880	<0.500	<0.500	<0.500	1.13	--	--	--	11.91	0.00	88.96
	03/06/01	<50	<250	<750	<0.500	<0.500	<0.500	<1.00	--	--	--	12.68	0.00	88.19
	09/28/01	<50	<250	<500	<0.500	<0.500	<0.500	<1.00	--	--	--	12.22	0.00	88.65
	03/22/02 ^{3,5,6}	<50	<250	<500	<0.500	<0.500	<0.500	<1.00	--	--	--	10.19	0.00	90.68
	09/13/02	<50	<250	<500	<0.500	<0.500	<0.500	<1.00	--	--	--	11.20	0.00	89.67
	03/17/03 ⁶	<50	0.839	<500	<0.500	<0.500	<0.500	<1.00	--	--	--	12.70	0.00	88.17
	09/30/03	<50	<250	<500	<0.500	<0.500	<0.500	<1.00	--	--	--	12.58	0.00	88.29
	03/09/04	<100	<120	<239	<1	<1	<1	<2	--	--	2.1	11.71	0.00	89.16
	09/20/04	<100	<244	<488	<1	<1	<1	<2	--	--	2.0	11.97	0.00	88.90
	12/01/04	110	6,640	789	<0.50	<0.50	0.79	<1.0	--	--	--	12.50	0.00	88.37
	02/24/05	<100	477	<498	<1	<1	<1	<2	--	--	1.2	11.59	0.00	89.28
	04/19/05	<100	<240	<481	<1	<1	<1	<2	--	<1	0.2	11.50	0.00	89.37
	07/14/05	<100	320	<490	<1	<1	<1	<3	--	--	0.7	10.48	0.00	90.39
	11/21/05	<48	1,400	820 ¹⁰	<0.5	<0.7	<0.8	<0.8	--	--	1.5	12.15	0.00	88.72
	01/17/06	<48	790	580 ¹⁰	<0.5	<0.7	<0.8	<0.8	--	--	2.0	11.57	0.00	89.30
MW-4	03/16/00 ³	<50	<250	<750	<0.500	<0.500	<0.500	<1.00	--	--	--	5.86	0.00	95.07
100.93	09/26/00	<50	<250	<750	<0.500	<0.500	<0.500	<1.00	--	--	--	8.03	0.00	92.90
	03/06/01	<50	<250	<750	<0.500	<0.500	<0.500	<1.00	--	--	--	7.81	0.00	93.12
	09/28/01	<50	<250	<500	<0.500	<0.500	<0.500	<1.00	--	--	--	8.12	0.00	92.81
	03/22/02 ^{4,5,7}	<50	<250	<500	<0.500	<0.500	<0.500	<1.00	--	--	--	5.14	0.00	95.79
	09/13/02	<50	<250	<500	<0.500	<0.500	<0.500	<1.00	--	--	--	7.06	0.00	93.87
	03/17/03 ⁶	<50	<250	<500	<0.500	<0.500	<0.500	<1.00	--	--	--	7.25	0.00	93.68
	09/30/03	<50	<250	<500	<0.500	<0.500	<0.500	<1.00	--	--	--	8.72	0.00	92.21
	03/09/04	<100	<126	<253	<1	<1	<1	<2	<1.0	--	2.0	6.11	0.00	94.82
	09/20/04	<500	<249	<498	<5	<5	<5	<10	--	--	0.9	7.18	0.00	93.75
	12/01/04	<50	454	<491	<0.50	<0.50	<0.50	<1.0	--	--	--	7.33	0.00	93.60
	02/24/05	<100	<237	<474	<1	<1	<1	<2	3.34	--	1.0	6.25	0.00	94.68
	04/19/05	<100	552	<495	<1	<1	<1	<2	--	<1	0.5	5.71	0.00	95.22
	07/14/05	<100	<247	<493	<1	<1	<1	<3	--	--	1.1	5.84	0.00	95.09
	11/21/05	<48	550	620 ¹⁰	<0.5	<0.7	<0.8	<0.8	--	--	3.0	7.31	0.00	93.62
	01/17/06	<48	120	180 ¹⁰	<0.5	<0.7	<0.8	<0.8	1.6	--	3.0	5.86	0.00	95.07

TABLE 1
ANALYTICAL RESULTS AND GROUNDWATER ELEVATIONS
 ConocoPhillips Site No. 0965
 9826 7th Avenue SE
 Everett, Washington

Well I.D. TOC	Monitoring Date	TPH- Gasoline (µg/L)	TPH- Diesel (µg/L)	TPH- Heavy Oil (µg/L)	Benzene (µg/L)	Toluene (µg/L)	Ethyl- benzene (µg/L)	Total Xylenes (µg/L)	Total Lead (µg/L)	MTBE (µg/L)	Dissolved Oxygen ¹ (mg/L)	Depth to Groundwater (feet)	SPH Thickness (feet)	Groundwater Elevation ² (feet)
MW-5	09/20/04	11,100	72,800	183,000	135	106	322	862	--	--	0.7	11.75	0.00	87.94
99.69	12/01/04	9,600	57,900	133,000	140	21	420	720	--	--	--	12.19	0.00	87.50
	02/24/05	5,000	5,790	14,900	69.4	<5	244	551	--	--	0.8	11.22	Sheen	88.47
	04/19/05	3,910	7,520	15,300	61	<5	210	246	--	<5	0.7	11.02	Sheen	88.67
	07/14/05	6,180	4,900 ^b	8,280 ^b	59.8	14.3	234	838	--	--	0.3	10.78	0.00	88.91
	11/21/05	4,200	57,000	88,000	90	8.0	95	190	--	--	<1.0	11.72	Sheen	87.97
	01/17/06	4,100	3,000	3,400 ¹⁰	44	11	90	410	--	--	3.0	10.27	0.00	89.42
MW-6	09/20/04	49,000	1,840	<497	7,750	6,250	2,010	6,280	--	--	1.4	18.96	0.00	83.07
102.03	12/01/04	62,000	2,060	<489	7,800	5,700	2,500	8,000	--	--	--	19.10	0.00	82.93
	02/24/05	131,000	2,390	518	6,880	16,500	3,200	13,460	--	--	1.6	14.51	0.00	87.52
	04/19/05	112,000	3,020	<495	6,430	15,700	3,220	16,040	--	<200	0.8	13.95	0.00	88.08
	07/14/05	114,000	2,630 ^b	<496	5,710	16,000	3,680	17,170	--	--	1.0	13.95	0.00	88.08
	11/21/05	72,000	2,800	770 ¹⁰	3,700	9,800	2,600	11,000	--	73	1.0	17.10	0.00	84.93
	01/17/06	75,000	2,400	620 ¹⁰	4,000	9,200	2,600	11,000	--	--	2.0	16.37	0.00	85.66
VW-2	03/16/00	--	--	--	--	--	--	--	--	--	--	9.71	0.01	89.91
99.61	09/26/00	--	--	--	--	--	--	--	--	--	--	12.12	0.01	87.50
	03/06/01	1,990	13,600	<15,800	758	15	80.9	181	--	--	--	11.51	Trace	88.10
	09/28/01	--	--	--	--	--	--	--	--	--	--	12.10	Trace	87.51
	03/22/02	--	--	--	--	--	--	--	--	--	--	9.52	0.00	90.09
	09/13/02	--	--	--	--	--	--	--	--	--	--	11.60	0.00	88.01
	03/17/03	--	--	--	--	--	--	--	--	--	--	11.28	0.00	88.33
	09/30/03	--	--	--	--	--	--	--	--	--	--	12.33	0.00	87.28
	03/09/04	--	--	--	--	--	--	--	--	--	--	10.50	0.00	89.11
	09/20/04	--	--	--	--	--	--	--	--	--	--	11.55	0.00	88.06
	11/10/04	1,020	--	--	332	<10	61.4	37.8	--	--	--	11.68	0.00	87.93
	12/01/04	480	1,100	<495	32	1.4	20	16.0	--	--	--	11.95	0.00	87.66
	02/24/05	1,840	470	<495	102	<5	188	75.9	--	--	1.1	10.97	0.00	88.64
	04/19/05	446	904	<500	16.3	<1	11.4	15.53	--	--	0.1	10.87	0.00	88.74
	07/14/05	291	636 ^b	<499	9.31	<1	8.37	6.60	--	--	0.7	10.73	0.00	88.88
	11/21/05	140	2,600	590 ¹⁰	3.0	<0.7	7.0	3.0	--	--	1.2	11.59	0.00	88.02
	01/17/06	550	5,800	<500 ¹⁰	22	0.9	49	24	--	--	2.0	10.16	0.00	89.45

TABLE 1
ANALYTICAL RESULTS AND GROUNDWATER ELEVATIONS
 ConocoPhillips Site No. 0965
 9826 7th Avenue SE
 Everett, Washington

Well I.D. TOC	Monitoring Date	TPH- Gasoline (µg/L)	TPH- Diesel (µg/L)	TPH- Heavy Oil (µg/L)	Benzene (µg/L)	Toluene (µg/L)	Ethyl- benzene (µg/L)	Total Xylenes (µg/L)	Total Lead (µg/L)	MTBE (µg/L)	Dissolved Oxygen ¹ (mg/L)	Depth to Groundwater (feet)	SPH Thickness (feet)	Groundwater Elevation ² (feet)
VW-3	03/16/00	--	--	--	--	--	--	--	--	--	--	10.20	0.01	89.35
99.54	09/26/00	--	--	--	--	--	--	--	--	--	--	11.05	0.02	88.51
	03/06/01	--	--	--	--	--	--	--	--	--	--	11.61	Trace	87.93
	09/28/01	--	--	--	--	--	--	--	--	--	--	12.03	0.02	87.53
	03/22/02	--	--	--	--	--	--	--	--	--	--	9.43	0.00	90.11
	09/13/02	--	--	--	--	--	--	--	--	--	--	11.31	0.06	88.28
	03/17/03	--	--	--	--	--	--	--	--	--	--	11.17	0.02	88.39
	09/30/03	--	--	--	--	--	--	--	--	--	--	11.96	0.02	87.60
	03/09/04	--	--	--	--	--	--	--	--	--	--	10.10	0.03	89.46
	09/20/04	--	--	--	--	--	--	--	--	--	--	11.26	0.03	88.30
	11/10/04	--	--	--	--	--	--	--	--	--	--	11.33	0.01	88.22
	12/01/04	--	--	--	--	--	--	--	--	--	--	11.82	0.23	87.90
	02/24/05	--	--	--	--	--	--	--	--	--	--	10.84	0.12	88.80
	04/19/05	--	--	--	--	--	--	--	--	--	--	10.53	0.09	89.08
	07/14/05	9,400	4,880	<504	1,070	47.8	509	658.3	--	--	0.1	10.41	Trace	89.13
	11/21/05	--	--	--	--	--	--	--	--	--	--	11.44	0.22	88.28
	01/17/06	--	--	--	--	--	--	--	--	--	--	9.98	0.15	89.68
VW-4	03/16/00	--	--	--	--	--	--	--	--	--	--	7.96	Trace	92.69
100.65	09/26/00	--	--	--	--	--	--	--	--	--	--	11.02	0.01	89.64
	03/06/01	--	--	--	--	--	--	--	--	--	--	12.16	0.00	88.49
	09/28/01	--	--	--	--	--	--	--	--	--	--	10.94	Trace	89.71
	03/22/02	--	--	--	--	--	--	--	--	--	--	7.06	0.00	93.59
	09/13/02	--	--	--	--	--	--	--	--	--	--	10.11	0.00	90.54
	03/17/03	--	--	--	--	--	--	--	--	--	--	9.80	0.00	90.85
	09/30/03	--	--	--	--	--	--	--	--	--	--	10.93	0.00	89.72
	03/09/04	--	--	--	--	--	--	--	--	--	--	8.57	0.01	92.09
	09/20/04	--	--	--	--	--	--	--	--	--	--	9.90	0.00	90.75
	11/10/04	772	--	--	2.29	<1	11.2	31.38	--	--	--	9.90	0.01	90.76
	12/01/04	1,600	565,000	408,000	3.6	1.2	94	150	--	--	--	10.46	0.00	90.19
	02/24/05	201	57,500	99,600	<1	<1	2.12	4.64	--	--	1.6	9.75	Sheen	90.90
	05/12/05	<100	5,460	6,980	<1	<1	<1	2.92	--	--	--	--	--	--
	07/14/05	--	--	--	--	--	--	--	--	--	--	9.24	0.04	91.44
	11/21/05	--	--	--	--	--	--	--	--	--	--	10.28	0.05	90.41
	01/17/06	--	--	--	--	--	--	--	--	--	--	--	--	--

**TABLE 1
ANALYTICAL RESULTS AND GROUNDWATER ELEVATIONS**

ConocoPhillips Site No. 0965
9826 7th Avenue SE
Everett, Washington

Well I.D. TOC	Monitoring Date	TPH- Gasoline (µg/L)	TPH- Diesel (µg/L)	TPH- Heavy Oil (µg/L)	Benzene (µg/L)	Toluene (µg/L)	Ethyl- benzene (µg/L)	Total Xylenes (µg/L)	Total Lead (µg/L)	MTBE (µg/L)	Dissolved Oxygen ¹ (mg/L)	Depth to Groundwater (feet)	SPH Thickness (feet)	Groundwater Elevation ² (feet)
VW-5	03/16/00	--	--	--	--	--	--	--	--	--	--	10.92	Trace	89.49
100.41	09/26/00	--	--	--	--	--	--	--	--	--	--	12.76	0.00	87.65
	03/06/01	--	--	--	--	--	--	--	--	--	--	10.38	0.00	90.03
	09/28/01	--	--	--	--	--	--	--	--	--	--	12.72	Trace	87.69
	03/22/02	--	--	--	--	--	--	--	--	--	--	10.12	0.00	90.29
	09/13/02	--	--	--	--	--	--	--	--	--	--	12.13	0.00	88.28
	03/17/03	--	--	--	--	--	--	--	--	--	--	11.86	0.00	88.55
	09/30/03	--	--	--	--	--	--	--	--	--	--	12.85	0.00	87.56
	03/09/04	--	--	--	--	--	--	--	--	--	--	9.49	0.00	90.92
	09/20/04	--	--	--	--	--	--	--	--	--	--	12.09	0.00	88.32
	11/10/04	6,330	--	--	454	<100	766	<200	--	--	--	12.20	0.00	88.21
	12/01/04	--	--	--	--	--	--	--	--	--	--	12.56	0.07	87.91
	02/24/05	--	--	--	--	--	--	--	--	--	--	11.61	0.06	88.85
	04/19/05	--	--	--	--	--	--	--	--	--	--	11.45	0.05	89.00
	07/14/05	6,060	2,690 ^B	<502	275	137	548	306.9	--	--	0.1	11.30	Trace	89.11
	11/21/05	--	--	--	--	--	--	--	--	--	--	12.16	0.04	88.28
	01/17/06	--	--	--	--	--	--	--	--	--	--	10.80	0.05	89.65
CL-1 ⁴	04/06/01	<50	454	<750	<0.500	<0.500	<0.500	<0.500	--	--	--	--	--	--
CL-2 ⁴	04/06/01	15,700	7,550	767	136	2,180	136	2,750	--	--	--	--	--	--

**TABLE 1
ANALYTICAL RESULTS AND GROUNDWATER ELEVATIONS**

ConocoPhillips Site No. 0965
9826 7th Avenue SE
Everett, Washington

Well I.D.	Monitoring Date	TPH-Gasoline (µg/L)	TPH-Diesel (µg/L)	TPH-Heavy Oil (µg/L)	Benzene (µg/L)	Toluene (µg/L)	Ethyl-benzene (µg/L)	Total Xylenes (µg/L)	Total Lead (µg/L)	MTBE (µg/L)	Dissolved Oxygen ¹ (mg/L)	Depth to Groundwater (feet)	SPH Thickness (feet)	Groundwater Elevation ² (feet)
MTCA Method A Cleanup Levels:		800¹¹	500	500	5	1,000	700	1,000	15	20	-	-	-	-
<p>Notes: µg/L = micrograms per liter mg/L = milligrams per liter TOC = Top of casing elevation, provided by previous consultants. Relative to temporary benchmark shown in Figure 1. The benchmark has an assumed elevation of 100.00 feet. SPH = Separate-phase hydrocarbon thickness "--" - Not measured, sampled, or reported ¹ Dissolved oxygen measured in the field with dissolved oxygen meter. ² Where applicable, groundwater elevations have been corrected to account for separate-phase hydrocarbon thickness, assuming a specific gravity of 0.80 for the product. ³ This sample was also analyzed for methyl tert-butyl ether (MTBE) by EPA Method 8260B. MTBE was not detected. ⁴ Offsite monitoring well located on adjacent cardlock fueling facility property. ⁵ This sample was also tested for dissolved lead by EPA Method 6020, n-hexane and 1,2-dichloroethane (EDC) by EPA Method 8260B, 1,2-dibromoethane (EDB) by EPA Method 8011, and polynuclear aromatic hydrocarbons (PAHs) by EPA Method 8270-SIM. These analytes either were not detected or were detected at concentrations less than MTCA Method A or B cleanup levels. ⁶ This sample was also tested for total lead by EPA Method 6020. Total lead was detected at a concentration less than the MTCA Method A cleanup level. ⁷ This sample was also tested for total lead by EPA Method 6020. Total lead was detected at a concentration that exceeds the MTCA Method A cleanup level. ⁸ Laboratory analysis indicates that this does not appear to be "typical" product. ⁹ Laboratory analysis indicates that this does not appear to be "typical" product; chromatogram suggests this might be overlap from gasoline range. ¹⁰ Laboratory analysis indicates that the observed samples pattern includes #2 fuel/diesel and an additional pattern which elutes later in the DRO range. ¹¹ MTCA Method A Cleanup Level for TPH-Gasoline is 1,000 µg/l if benzene is not detectable in groundwater</p>														

7TH AVE. S.E.

Property Line

North

MW-2	G	D	O	B	T	E	X	MTBE
02/24/05	<100	1,070	1,070	12.9	<1	<1	<2	-
04/19/05	<100	518	<481	21.9	<1	<1	<2	-
07/14/05	<100	452	<475	18.1	<1	<1	<3	-
11/21/05	<48	1,100	420	0.6	<0.7	<0.8	<0.8	2
01/17/06	<48	890	510	7.0	<0.7	<0.8	<0.8	-

MW-2
(93.39)

MW-6	G	D	O	B	T	E	X	MTBE
02/24/05	131,000	2,390	518	6,880	16,500	3,200	13,460	-
04/19/05	112,000	3,020	<495	6,430	15,700	3,220	16,040	-
07/14/05	114,000	2,630	<496	5,710	16,000	3,680	17,170	-
11/21/05	72,000	2,800	770	3,700	9,800	2,600	11,000	73
01/17/06	75,000	2,400	620	4,000	9,200	2,600	11,000	-

MW-6
(85.66)

MW-4	G	D	O	B	T	E	X
02/24/05	<100	<237	<474	<1	<1	<1	<2
04/19/05	<100	552	<495	<1	<1	<1	<2
07/14/05	<100	<247	<493	<1	<1	<1	<3
11/21/05	<48	550	620	<0.5	<0.7	<0.8	<0.8
01/17/06	<48	120	180	<0.5	<0.7	<0.8	<0.8

MW-4
(95.07)

MW-3	G	D	O	B	T	E	X
02/24/05	<100	477	<498	<1	<1	<1	<2
04/19/05	<100	<240	<481	<1	<1	<1	<2
07/14/05	<100	320	<490	<1	<1	<1	<3
11/21/05	<48	1,400	820	<0.5	<0.7	<0.8	<0.8
01/17/06	<48	790	580	<0.5	<0.7	<0.8	<0.8

MW-3
(89.30)

VW-4	G	D	O	B	T	E	X	SPH
02/24/05	201	57,500	99,600	<1	<1	2.12	4.64	Sheen
04/19/05	<100	<250	<500	<1	<1	<2	0.00	-
07/14/05	-	-	-	-	-	-	-	0.04
11/21/05	-	-	-	-	-	-	-	0.05
01/17/06	-	-	-	-	-	-	-	-

VW-4
(NM)

VW-3	G	D	O	B	T	E	X	SPH
02/24/05	-	-	-	-	-	-	-	0.12
04/19/05	-	-	-	-	-	-	-	0.09
07/14/05	9,400	4,880	<504	1,070	47.8	509	658.3	Trace
11/21/05	-	-	-	-	-	-	-	0.22
01/17/06	-	-	-	-	-	-	-	0.15

VW-3
(89.68)

VW-5	G	D	O	B	T	E	X	SPH
02/24/05	-	-	-	-	-	-	-	0.06
04/19/05	-	-	-	-	-	-	-	0.05
07/14/05	6,060	2,690	<502	275	137	548	306.9	Trace
11/21/05	-	-	-	-	-	-	-	0.04
01/17/06	-	-	-	-	-	-	-	0.05

VW-5
(89.65)

MW-5	G	D	O	B	T	E	X
02/24/05	5,000	5,790	14,900	69.4	<5	244	551
04/19/05	3,910	7,520	15,300	61	<5	210	246
07/14/05	6,180	4,900	8,280	59.8	14.3	234	838
11/21/05	4,200	57,000	88,000	90	8.0	95	190
01/17/06	4,100	3,000	3,400	44	11	90	410

MW-5
(89.42)

MW-1	G	D	O	B	T	E	X
02/24/05	<100	764	505	<1	<1	1.38	<2
04/19/05	<100	<253	<505	<1	<1	2.23	<2
07/14/05	<100	<247	<494	<1	<1	<1	<3
11/21/05	<48	660	350	<0.5	<0.7	<0.8	<0.8
01/17/06	<48	150	310	<0.5	<0.7	1.0	<0.8

MW-1
(92.99)

VW-2	G	D	O	B	T	E	X	SPH
02/24/05	1,840	470	<495	102	<5	188	75.9	0.00
04/19/05	446	904	<500	16.3	<1	11.4	15.53	0.00
07/14/05	291	636	<499	9.31	<1	8.37	6.60	0.00
11/21/05	140	2,600	590	3	<0.7	7	3	0.00
01/17/06	550	5,800	<500	22	0.9	49	24	0.00

VW-2
(89.45)

LEGEND

- MW-1 ● GROUNDWATER MONITORING WELL
- (92.99) GROUNDWATER ELEVATION, JANUARY 17, 2006
- VW-2 ⊕ FORMER VAPOR EXTRACTION WELL
- CL-1 ● CARD LOCK OBSERVATION WELL
- UW-2 ⊕ FORMER UST CAVITY OBSERVATION WELL
- VW-1 ⊗ ABANDONED WELL
- TBM + TEMPORARY BENCHMARK ADJACENT TO TRUCK LOADING RACK, ASSUMED ELEVATION OF 100.00 FEET
- ▨ CATCH BASIN
- G GASOLINE RANGE HYDROCARBONS (µg/L)
- D DIESEL RANGE HYDROCARBONS (µg/L)
- O OIL RANGE HYDROCARBONS (µg/L)
- B BENZENE (µg/L)
- T TOLUENE (µg/L)
- E ETHYLBENZENE (µg/L)
- X TOTAL XYLENES (µg/L)
- SPH SEPARATE-PHASE HYDROCARBON THICKNESS (feet)
- (µg/L) MICROGRAMS PER LITER
- <50 ANALYTE NOT DETECTED AT OR ABOVE THE LABORATORY REPORTING LIMIT OF 50 µg/l
- NOT ANALYZED OR SAMPLED
- NM NOT MEASURED
- ➔ GROUNDWATER FLOW DIRECTION




FIGURE 1
SITE MAP WITH GROUNDWATER ELEVATIONS,
PETROLEUM HYDROCARBON AND BTEX CONCENTRATIONS,
AND SPH THICKNESS

CONOCOPHILLIPS SITE NO. 0965
9826 7TH AVENUE SE
EVERETT, WASHINGTON

PROJECT NO. WAZ09-6505-1	DRAWN BY CLL 12/26/05
FILE NO. WAZ09-6505-1	PREPARED BY JEF 04/13/06
REVISION NO. 0	REVIEWED BY ESS



Site map based on drawing prepared by GeoEngineers dated 3/03

**LABORATORY ANALYTICAL REPORTS AND CHAIN-OF-CUSTODY
DOCUMENTATION**

Quarterly Groundwater Sampling
ConocoPhillips Site No. 0965



Analysis Report

2425 New Holland Pike, PO Box 12425, Lancaster, PA 17605-2425 • 717-656-2300 Fax: 717-656-2681 • www.lancasterlabs.com

ANALYTICAL RESULTS

Prepared for:

ConocoPhillips
19909 120th Avenue NE
Suite 101
Bothell WA 98011

206-706-2341

Prepared by:

Lancaster Laboratories
2425 New Holland Pike
Lancaster, PA 17605-2425

SAMPLE GROUP

The sample group for this submittal is 974891. Samples arrived at the laboratory on Thursday, January 19, 2006. The PO# for this group is 0965DEL005 and the release number is ECKERT.

<u>Client Description</u>	<u>Lancaster Labs Number</u>
MW-1 Composite Water Sample	4691038
MW-2 Composite Water Sample	4691039
MW-3 Composite Water Sample	4691040
MW-4 Composite Water Sample	4691041
MW-5 Composite Water Sample	4691042
MW-6 Composite Water Sample	4691043
VW-2 Composite Water Sample	4691044
Trip Blank Water Sample	4691045

ELECTRONIC Delta.Environmental
COPY TO

Attn: Elizabeth Silver



Analysis Report

2425 New Holland Pike, PO Box 12425, Lancaster, PA 17605-2425 • 717-656-2300 Fax: 717-656-2681 • www.lancasterlabs.com

Questions? Contact your Client Services Representative
Teresa L Cunningham at (717) 656-2300

Respectfully Submitted,

A handwritten signature in black ink, appearing to read "Robin C. Runkle".

Robin C. Runkle
Senior Specialist



Analysis Report

2425 New Holland Pike, PO Box 12425, Lancaster, PA 17605-2425 • 717-656-2300 Fax: 717-656-2681 • www.lancasterlabs.com

Page 1 of 1

Lancaster Laboratories Sample No. WW 4691038

MW-1 Composite Water Sample
 Site# 0965 Proj. # WAZ09-6505-1
 9826 7th Avenue SE-Everett, WA
 Collected: 01/17/2006 12:45 by BH

Account Number: 11856

Submitted: 01/19/2006 09:05
 Reported: 01/31/2006 at 14:09
 Discard: 03/03/2006

ConocoPhillips
 19909 120th Avenue NE
 Suite 101
 Bothell WA 98011

7TH01

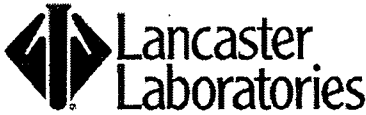
CAT No.	Analysis Name	CAS Number	As Received Result	As Received Method Detection Limit	Units	Dilution Factor
02211	TPH by NWTPH-Dx(water) w/SiGel					
02095	Diesel Range Organics	n.a.	150.	76.	ug/l	1
02096	Heavy Range Organics	n.a.	310.	95.	ug/l	1
	The observed sample pattern is not typical of #2 fuel/diesel. It elutes in the DRO range later than #2 fuel.					
08273	TPH by NWTPH-Gx waters					
01645	TPH by NWTPH-Gx waters	n.a.	N.D.	48.	ug/l	1
02300	UST-Unleaded Waters by 8260B					
05401	Benzene	71-43-2	N.D.	0.5	ug/l	1
05407	Toluene	108-88-3	N.D.	0.7	ug/l	1
05415	Ethylbenzene	100-41-4	1.	0.8	ug/l	1
06310	Xylene (Total)	1330-20-7	N.D.	0.8	ug/l	1

State of Washington Lab Certification No. C259

All QC is compliant unless otherwise noted. Please refer to the Quality Control Summary for overall QC performance data and associated samples.

Laboratory Chronicle

CAT No.	Analysis Name	Method	Analysis		Analyst	Dilution Factor
			Trial#	Date and Time		
02211	TPH by NWTPH-Dx(water) w/SiGel	ECY 97-602 NWTPH-Dx modified	1	01/25/2006 18:52	Matthew E Barton	1
08273	TPH by NWTPH-Gx waters	ECY 97-602 NWTPH-Gx modified	1	01/26/2006 18:09	Martha L Seidel	1
02300	UST-Unleaded Waters by 8260B	SW-846 8260B	1	01/25/2006 16:06	Anita M Dale	1
01146	GC VOA Water Prep	SW-846 5030B	1	01/26/2006 18:09	Martha L Seidel	1
01163	GC/MS VOA Water Prep	SW-846 5030B	1	01/25/2006 16:06	Anita M Dale	n.a.
02135	Extraction - DRO Water Special	ECY 97-602 NWTPH-Dx 06/97	1	01/23/2006 10:00	Olivia Arosemena	1



Analysis Report

2425 New Holland Pike, PO Box 12425, Lancaster, PA 17605-2425 • 717-656-2300 Fax: 717-656-2681 • www.lancasterlabs.com

Page 1 of 2

Lancaster Laboratories Sample No. WW 4691039

MW-2 Composite Water Sample
 Site# 0965 Proj. # WAZ09-6505-1
 9826 7th Avenue SE-Everett, WA
 Collected: 01/17/2006 15:30 by BH

Account Number: 11856

Submitted: 01/19/2006 09:05
 Reported: 01/31/2006 at 14:09
 Discard: 03/03/2006

ConocoPhillips
 19909 120th Avenue NE
 Suite 101
 Bothell WA 98011

7TH02

CAT No.	Analysis Name	CAS Number	As Received Result	As Received Method Detection Limit	Units	Dilution Factor
06035	Lead	7439-92-1	2.1	0.18	ug/l	1
02211	TPH by NWTPH-Dx(water) w/SiGel					
02095	Diesel Range Organics	n.a.	890.	76.	ug/l	1
02096	Heavy Range Organics	n.a.	510.	95.	ug/l	1
The observed sample pattern includes #2 fuel/diesel and an additional pattern which elutes later in the DRO range.						
08273	TPH by NWTPH-Gx waters					
01645	TPH by NWTPH-Gx waters	n.a.	N.D.	48.	ug/l	1
02300	UST-Unleaded Waters by 8260B					
05401	Benzene	71-43-2	7.	0.5	ug/l	1
05407	Toluene	108-88-3	N.D.	0.7	ug/l	1
05415	Ethylbenzene	100-41-4	N.D.	0.8	ug/l	1
06310	Xylene (Total)	1330-20-7	N.D.	0.8	ug/l	1

State of Washington Lab Certification No. C259

All QC is compliant unless otherwise noted. Please refer to the Quality Control Summary for overall QC performance data and associated samples.

Laboratory Chronicle

CAT No.	Analysis Name	Method	Analysis		Analyst	Dilution Factor
			Trial#	Date and Time		
06035	Lead	SW-846 6020	1	01/25/2006 17:59	Parker D Lindstrom	1
02211	TPH by NWTPH-Dx(water) w/SiGel	ECY 97-602 NWTPH-Dx modified	1	01/25/2006 21:16	Matthew E Barton	1
08273	TPH by NWTPH-Gx waters	ECY 97-602 NWTPH-Gx modified	1	01/26/2006 18:42	Martha L Seidel	1
02300	UST-Unleaded Waters by 8260B	SW-846 8260B	1	01/26/2006 12:49	Anita M Dale	1
01146	GC VOA Water Prep	SW-846 5030B	1	01/26/2006 18:42	Martha L Seidel	1
01163	GC/MS VOA Water Prep	SW-846 5030B	1	01/26/2006 12:49	Anita M Dale	n.a.
02135	Extraction - DRO Water Special	ECY 97-602 NWTPH-Dx 06/97	1	01/23/2006 10:00	Olivia Arosemena	1
06050	ICP/MS SW-846 Water	SW-846 3010A modified	1	01/23/2006 09:45	Megersa Deyessa	1



Analysis Report

2425 New Holland Pike, PO Box 12425, Lancaster, PA 17605-2425 • 717-656-2300 Fax: 717-656-2681 • www.lancasterlabs.com

Page 2 of 2

Lancaster Laboratories Sample No. WW 4691039

MW-2 Composite Water Sample

Site# 0965 Proj. # WAZ09-6505-1

9826 7th Avenue SE-Everett, WA

Collected: 01/17/2006 15:30 by BH

Account Number: 11856

Submitted: 01/19/2006 09:05

Reported: 01/31/2006 at 14:09

Discard: 03/03/2006

ConocoPhillips
19909 120th Avenue NE
Suite 101
Bothell WA 98011

7TH02



Analysis Report

2425 New Holland Pike, PO Box 12425, Lancaster, PA 17605-2425 • 717-656-2300 Fax: 717-656-2681 • www.lancasterlabs.com

Page 1 of 1

Lancaster Laboratories Sample No. WW 4691040

MW-3 Composite Water Sample
 Site# 0965 Proj. # WAZ09-6505-1
 9826 7th Avenue SE-Everett, WA
 Collected: 01/17/2006 10:15 by BH

Account Number: 11856

Submitted: 01/19/2006 09:05
 Reported: 01/31/2006 at 14:09
 Discard: 03/03/2006

ConocoPhillips
 19909 120th Avenue NE
 Suite 101
 Bothell WA 98011

7TH03

CAT No.	Analysis Name	CAS Number	As Received Result	As Received Method Detection Limit	Units	Dilution Factor
02211	TPH by NWTPH-Dx(water) w/SiGel					
02095	Diesel Range Organics	n.a.	790.	78.	ug/l	1
02096	Heavy Range Organics	n.a.	580.	97.	ug/l	1
	The observed sample pattern includes #2 fuel/diesel and an additional pattern which elutes later in the DRO range.					
08273	TPH by NWTPH-Gx waters					
01645	TPH by NWTPH-Gx waters	n.a.	N.D.	48.	ug/l	1
02300	UST-Unleaded Waters by 8260B					
05401	Benzene	71-43-2	N.D.	0.5	ug/l	1
05407	Toluene	108-88-3	N.D.	0.7	ug/l	1
05415	Ethylbenzene	100-41-4	N.D.	0.8	ug/l	1
06310	Xylene (Total)	1330-20-7	N.D.	0.8	ug/l	1

State of Washington Lab Certification No. C259

All QC is compliant unless otherwise noted. Please refer to the Quality Control Summary for overall QC performance data and associated samples.

Laboratory Chronicle

CAT No.	Analysis Name	Method	Trial#	Analysis Date and Time	Analyst	Dilution Factor
02211	TPH by NWTPH-Dx(water) w/SiGel	ECY 97-602 NWTPH-Dx modified	1	01/25/2006 20:52	Matthew E Barton	1
08273	TPH by NWTPH-Gx waters	ECY 97-602 NWTPH-Gx modified	1	01/26/2006 19:15	Martha L Seidel	1
02300	UST-Unleaded Waters by 8260B	SW-846 8260B	1	01/26/2006 13:08	Anita M Dale	1
01146	GC VOA Water Prep	SW-846 5030B	1	01/26/2006 19:15	Martha L Seidel	1
01163	GC/MS VOA Water Prep	SW-846 5030B	1	01/26/2006 13:08	Anita M Dale	n.a.
02135	Extraction - DRO Water Special	ECY 97-602 NWTPH-Dx 06/97	1	01/23/2006 10:00	Olivia Arosemena	1



Analysis Report

2425 New Holland Pike, PO Box 12425, Lancaster, PA 17605-2425 • 717-656-2300 Fax: 717-656-2681 • www.lancasterlabs.com

Page 1 of 2

Lancaster Laboratories Sample No. WW 4691041

MW-4 Composite Water Sample

Site# 0965 Proj. # WAZ09-6505-1

9826 7th Avenue SE-Everett, WA

Collected: 01/17/2006 11:45 by BH

Account Number: 11856

Submitted: 01/19/2006 09:05

Reported: 01/31/2006 at 14:09

Discard: 03/03/2006

ConocoPhillips
19909 120th Avenue NE

Suite 101

Bothell WA 98011

7TH04

CAT No.	Analysis Name	CAS Number	As Received Result	As Received Method Detection Limit	Units	Dilution Factor
06035	Lead	7439-92-1	1.6	0.18	ug/l	1
02211	TPH by NWTPH-Dx(water) w/SiGel					
02095	Diesel Range Organics	n.a.	120.	79.	ug/l	1
02096	Heavy Range Organics	n.a.	180.	98.	ug/l	1
	The observed sample pattern is not typical of #2 fuel/diesel. It elutes in the DRO range later than #2 fuel.					
08273	TPH by NWTPH-Gx waters					
01645	TPH by NWTPH-Gx waters	n.a.	N.D.	48.	ug/l	1
02300	UST-Unleaded Waters by 8260B					
05401	Benzene	71-43-2	N.D.	0.5	ug/l	1
05407	Toluene	108-88-3	N.D.	0.7	ug/l	1
05415	Ethylbenzene	100-41-4	N.D.	0.8	ug/l	1
06310	Xylene (Total)	1330-20-7	N.D.	0.8	ug/l	1

State of Washington Lab Certification No. C259

All QC is compliant unless otherwise noted. Please refer to the Quality Control Summary for overall QC performance data and associated samples.

Laboratory Chronicle

CAT No.	Analysis Name	Method	Analysis		Analyst	Dilution Factor
			Trial#	Date and Time		
06035	Lead	SW-846 6020	1	01/25/2006 18:01	Parker D Lindstrom	1
02211	TPH by NWTPH-Dx(water) w/SiGel	ECY 97-602 NWTPH-Dx modified	1	01/25/2006 19:40	Matthew E Barton	1
08273	TPH by NWTPH-Gx waters	ECY 97-602 NWTPH-Gx modified	1	01/26/2006 19:47	Martha L Seidel	1
02300	UST-Unleaded Waters by 8260B	SW-846 8260B	1	01/26/2006 14:12	Anita M Dale	1
01146	GC VOA Water Prep	SW-846 5030B	1	01/26/2006 19:47	Martha L Seidel	1
01163	GC/MS VOA Water Prep	SW-846 5030B	1	01/26/2006 14:12	Anita M Dale	n.a.
02135	Extraction - DRO Water Special	ECY 97-602 NWTPH-Dx 06/97	1	01/23/2006 10:00	Olivia Arosemena	1
06050	ICP/MS SW-846 Water	SW-846 3010A modified	1	01/23/2006 09:45	Megersa Deyessa	1



Analysis Report

2425 New Holland Pike, PO Box 12425, Lancaster, PA 17605-2425 • 717-656-2300 Fax: 717-656-2681 • www.lancasterlabs.com

Page 2 of 2

Lancaster Laboratories Sample No. WW 4691041

MW-4 Composite Water Sample

Site# 0965 Proj. # WAZ09-6505-1

9826 7th Avenue SE-Everett, WA

Collected: 01/17/2006 11:45 by BH

Account Number: 11856

Submitted: 01/19/2006 09:05

Reported: 01/31/2006 at 14:09

Discard: 03/03/2006

ConocoPhillips

19909 120th Avenue NE

Suite 101

Bothell WA 98011

7TH04



Analysis Report

2425 New Holland Pike, PO Box 12425, Lancaster, PA 17605-2425 • 717-656-2300 Fax: 717-656-2681 • www.lancasterlabs.com

Page 1 of 1

Lancaster Laboratories Sample No. WW 4691042

MW-5 Composite Water Sample
 Site# 0965 Proj. # WAZ09-6505-1
 9826 7th Avenue SE-Everett, WA
 Collected: 01/17/2006 13:30 by BH

Account Number: 11856

Submitted: 01/19/2006 09:05
 Reported: 01/31/2006 at 14:09
 Discard: 03/03/2006

ConocoPhillips
 19909 120th Avenue NE
 Suite 101
 Bothell WA 98011

7TH05

CAT No.	Analysis Name	CAS Number	As Received Result	As Received Method Detection Limit	Units	Dilution Factor
02211	TPH by NWTPH-Dx(water) w/SiGel					
02095	Diesel Range Organics	n.a.	3,000.	800.	ug/l	10
02096	Heavy Range Organics	n.a.	3,400.	1,000.	ug/l	10
	The observed sample pattern includes #2 fuel/diesel and additional patterns which elute earlier and later in the DRO range.					
08273	TPH by NWTPH-Gx waters					
01645	TPH by NWTPH-Gx waters	n.a.	4,100.	48.	ug/l	1
02300	UST-Unleaded Waters by 8260B					
05401	Benzene	71-43-2	44.	0.5	ug/l	1
05407	Toluene	108-88-3	11.	0.7	ug/l	1
05415	Ethylbenzene	100-41-4	90.	0.8	ug/l	1
06310	Xylene (Total)	1330-20-7	410.	0.8	ug/l	1

State of Washington Lab Certification No. C259

All QC is compliant unless otherwise noted. Please refer to the Quality Control Summary for overall QC performance data and associated samples.

Laboratory Chronicle

CAT No.	Analysis Name	Method	Trial#	Analysis		Analyst	Dilution Factor
				Date and Time			
02211	TPH by NWTPH-Dx(water) w/SiGel	ECY 97-602 NWTPH-Dx modified	1	01/31/2006	00:21	Matthew E Barton	10
08273	TPH by NWTPH-Gx waters	ECY 97-602 NWTPH-Gx modified	1	01/26/2006	20:20	Martha L Seidel	1
02300	UST-Unleaded Waters by 8260B	SW-846 8260B	1	01/26/2006	14:31	Anita M Dale	1
01146	GC VOA Water Prep	SW-846 5030B	1	01/26/2006	20:20	Martha L Seidel	1
01163	GC/MS VOA Water Prep	SW-846 5030B	1	01/26/2006	14:31	Anita M Dale	n.a.
02135	Extraction - DRO Water Special	ECY 97-602 NWTPH-Dx 06/97	1	01/23/2006	10:00	Olivia Arosemena	1



Analysis Report

2425 New Holland Pike, PO Box 12425, Lancaster, PA 17605-2425 • 717-656-2300 Fax: 717-656-2681 • www.lancasterlabs.com

Page 1 of 2

Lancaster Laboratories Sample No. WW 4691043

MW-6 Composite Water Sample
 Site# 0965 Proj. # WAZ09-6505-1
 9826 7th Avenue SE-Everett, WA
 Collected: 01/17/2006 11:00 by BH

Account Number: 11856

Submitted: 01/19/2006 09:05
 Reported: 01/31/2006 at 14:09
 Discard: 03/03/2006

ConocoPhillips
 19909 120th Avenue NE
 Suite 101
 Bothell WA 98011

7TH06

CAT No.	Analysis Name	CAS Number	As Received Result	As Received Method Detection Limit	Units	Dilution Factor
02211	TPH by NWTPH-Dx(water) w/SiGel					
02095	Diesel Range Organics	n.a.	2,400.	77.	ug/l	1
02096	Heavy Range Organics	n.a.	620.	96.	ug/l	1
	The observed sample pattern includes #2 fuel/diesel, additional patterns which elute earlier and later in the DRO range and individual peaks eluting in the DRO range.					
08273	TPH by NWTPH-Gx waters					
01645	TPH by NWTPH-Gx waters	n.a.	75,000.	2,400.	ug/l	50
02300	UST-Unleaded Waters by 8260B					
05401	Benzene	71-43-2	4,000.	50.	ug/l	100
05407	Toluene	108-88-3	9,200.	70.	ug/l	100
05415	Ethylbenzene	100-41-4	2,600.	80.	ug/l	100
06310	Xylene (Total)	1330-20-7	11,000.	80.	ug/l	100

State of Washington Lab Certification No. C259

All QC is compliant unless otherwise noted. Please refer to the Quality Control Summary for overall QC performance data and associated samples.

Laboratory Chronicle

CAT No.	Analysis Name	Method	Trial#	Analysis		Analyst	Dilution Factor
				Date and Time			
02211	TPH by NWTPH-Dx(water) w/SiGel	ECY 97-602 NWTPH-Dx modified	1	01/25/2006 20:28		Matthew E Barton	1
08273	TPH by NWTPH-Gx waters	ECY 97-602 NWTPH-Gx modified	1	01/26/2006 20:53		Martha L Seidel	50
02300	UST-Unleaded Waters by 8260B	SW-846 8260B	1	01/26/2006 15:35		Anita M Dale	100
01146	GC VOA Water Prep	SW-846 5030B	1	01/26/2006 20:53		Martha L Seidel	50
01163	GC/MS VOA Water Prep	SW-846 5030B	1	01/26/2006 15:16		Anita M Dale	n.a.
01163	GC/MS VOA Water Prep	SW-846 5030B	2	01/26/2006 15:35		Anita M Dale	n.a.
02135	Extraction - DRO Water Special	ECY 97-602 NWTPH-Dx 06/97	1	01/23/2006 10:00		Olivia Arosemena	1



Analysis Report

2425 New Holland Pike, PO Box 12425, Lancaster, PA 17605-2425 • 717-656-2300 Fax: 717-656-2681 • www.lancasterlabs.com

Page 2 of 2

Lancaster Laboratories Sample No. WW 4691043

MW-6 Composite Water Sample
Site# 0965 Proj. # WAZ09-6505-1
9826 7th Avenue SE-Everett, WA

Collected: 01/17/2006 11:00 by BH

Submitted: 01/19/2006 09:05
Reported: 01/31/2006 at 14:09
Discard: 03/03/2006

Account Number: 11856

ConocoPhillips
19909 120th Avenue NE
Suite 101
Bothell WA 98011

7TH06



Analysis Report

2425 New Holland Pike, PO Box 12425, Lancaster, PA 17605-2425 • 717-656-2300 Fax: 717-656-2681 • www.lancasterlabs.com

Page 1 of 1

Lancaster Laboratories Sample No. WW 4691044

VW-2 Composite Water Sample

Site# 0965 Proj. # WAZ09-6505-1

9826 7th Avenue SE-Everett, WA

Collected: 01/17/2006 14:30 by BH

Account Number: 11856

Submitted: 01/19/2006 09:05

Reported: 01/31/2006 at 14:09

Discard: 03/03/2006

ConocoPhillips

19909 120th Avenue NE

Suite 101

Bothell WA 98011

7THV2

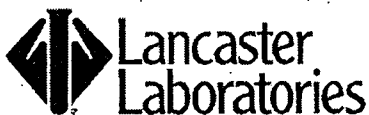
CAT No.	Analysis Name	CAS Number	As Received Result	As Received Method Detection Limit	Units	Dilution Factor
02211	TPH by NWTPH-Dx(water) w/SiGel					
02095	Diesel Range Organics	n.a.	5,800.	400.	ug/l	5
02096	Heavy Range Organics	n.a.	N.D.	500.	ug/l	5
	The observed sample pattern includes #2 fuel/diesel and and individual peaks eluting in the DRO range.					
08273	TPH by NWTPH-Gx waters					
01645	TPH by NWTPH-Gx waters	n.a.	550.	48.	ug/l	1
02300	UST-Unleaded Waters by 8260B					
05401	Benzene	71-43-2	22.	0.5	ug/l	1
05407	Toluene	108-88-3	0.9	0.7	ug/l	1
05415	Ethylbenzene	100-41-4	49.	0.8	ug/l	1
06310	Xylene (Total)	1330-20-7	24.	0.8	ug/l	1

State of Washington Lab Certification No. C259

All QC is compliant unless otherwise noted. Please refer to the Quality Control Summary for overall QC performance data and associated samples.

Laboratory Chronicle

CAT No.	Analysis Name	Method	Trial#	Analysis		Analyst	Dilution Factor
				Date and Time			
02211	TPH by NWTPH-Dx(water) w/SiGel	ECY 97-602 NWTPH-Dx modified	1	01/31/2006 10:35		Matthew E Barton	5
08273	TPH by NWTPH-Gx waters	ECY 97-602 NWTPH-Gx modified	1	01/25/2006 19:08		Martha L Seidel	1
02300	UST-Unleaded Waters by 8260B	SW-846 8260B	1	01/26/2006 15:54		Anita M Dale	1
01146	GC VOA Water Prep	SW-846 5030B	1	01/25/2006 19:08		Martha L Seidel	1
01163	GC/MS VOA Water Prep	SW-846 5030B	1	01/26/2006 15:54		Anita M Dale	n.a.
02135	Extraction - DRO Water Special	ECY 97-602 NWTPH-Dx 06/97	1	01/23/2006 10:00		Olivia Arosemena	1



Analysis Report

2425 New Holland Pike, PO Box 12425, Lancaster, PA 17605-2425 • 717-656-2300 Fax: 717-656-2681 • www.lancasterlabs.com

Page 1 of 1

Lancaster Laboratories Sample No. WW 4691045

Trip Blank Water Sample
Site# 0965 Proj. # WAZ09-6505-1
9826 7th Avenue SE-Everett, WA
Collected: n.a.

Account Number: 11856

Submitted: 01/19/2006 09:05
Reported: 01/31/2006 at 14:09
Discard: 03/03/2006

ConocoPhillips
19909 120th Avenue NE
Suite 101
Bothell WA 98011

7THTB

CAT No.	Analysis Name	CAS Number	As Received Result	As Received Method Detection Limit	Units	Dilution Factor
08273	TPH by NWTPH-Gx waters					
01645	TPH by NWTPH-Gx waters	n.a.	N.D.	48.	ug/l	1
02300	UST-Unleaded Waters by 8260B					
05401	Benzene	71-43-2	N.D.	0.5	ug/l	1
05407	Toluene	108-88-3	N.D.	0.7	ug/l	1
05415	Ethylbenzene	100-41-4	N.D.	0.8	ug/l	1
06310	Xylene (Total)	1330-20-7	N.D.	0.8	ug/l	1

State of Washington Lab Certification No. C259

All QC is compliant unless otherwise noted. Please refer to the Quality Control Summary for overall QC performance data and associated samples.

Laboratory Chronicle

CAT No.	Analysis Name	Method	Analysis		Analyst	Dilution Factor
			Trial#	Date and Time		
08273	TPH by NWTPH-Gx waters	ECY 97-602 NWTPH-Gx modified	1	01/25/2006 17:30	Martha L Seidel	1
02300	UST-Unleaded Waters by 8260B	SW-846 8260B	1	01/30/2006 18:38	Anita M Dale	1
01146	GC VOA Water Prep	SW-846 5030B	1	01/25/2006 17:30	Martha L Seidel	1
01163	GC/MS VOA Water Prep	SW-846 5030B	1	01/30/2006 18:38	Anita M Dale	n.a.

Quality Control Summary

 Client Name: ConocoPhillips
 Reported: 01/31/06 at 02:09 PM

Group Number: 974891

Matrix QC may not be reported if site-specific QC samples were not submitted. In these situations, to demonstrate precision and accuracy at a batch level, a LCS/LCSD was performed, unless otherwise specified in the method.

Laboratory Compliance Quality Control

Analysis Name	Blank Result	Blank MDL	Report Units	LCS %REC	LCSD %REC	LCS/LCSD Limits	RPD	RPD Max
Batch number: 060210012A	Sample number(s): 4691038-4691044							
Diesel Range Organics	N.D.	0.080	mg/l	79		51-113		
Heavy Range Organics	N.D.	0.10	mg/l					
Batch number: 060236050003A	Sample number(s): 4691039,4691041							
Lead	N.D.	0.00018	mg/l	108		86-115		
Batch number: 06026A51A	Sample number(s): 4691044-4691045							
TPH by NWTPH-Gx waters	N.D.	48.	ug/l	90	91	70-130	2	30
Batch number: 06027A51A	Sample number(s): 4691038-4691043							
TPH by NWTPH-Gx waters	N.D.	48.	ug/l	87	96	70-130	9	30
Batch number: P060251AA	Sample number(s): 4691038							
Benzene	N.D.	0.5	ug/l	95		85-117		
Toluene	N.D.	0.7	ug/l	94		85-115		
Ethylbenzene	N.D.	0.8	ug/l	96		82-119		
Xylene (Total)	N.D.	0.8	ug/l	95		83-113		
Batch number: P060261AA	Sample number(s): 4691039-4691044							
Benzene	N.D.	0.5	ug/l	97		85-117		
Toluene	N.D.	0.7	ug/l	97		85-115		
Ethylbenzene	N.D.	0.8	ug/l	99		82-119		
Xylene (Total)	N.D.	0.8	ug/l	99		83-113		
Batch number: P060301AA	Sample number(s): 4691045							
Benzene	N.D.	0.5	ug/l	100		85-117		
Toluene	N.D.	0.7	ug/l	101		85-115		
Ethylbenzene	N.D.	0.8	ug/l	102		82-119		
Xylene (Total)	N.D.	0.8	ug/l	102		83-113		

Sample Matrix Quality Control

Unspiked (UNSPK) = the sample used in conjunction with the matrix spike
 Background (BKG) = the sample used in conjunction with the duplicate

Analysis Name	MS %REC	MSD %REC	MS/MSD Limits	RPD	RPD MAX	BKG Conc	DUP Conc	DUP RPD	Dup RPD Max
Batch number: 060210012A	Sample number(s): 4691038-4691044 BKG: 4691038								
Diesel Range Organics						0.15	0.18	18 (1)	20
Heavy Range Organics						0.31	0.36	15 (1)	20
Batch number: 060236050003A	Sample number(s): 4691039,4691041 UNSPK: P689586 BKG: P689586								
Lead	112	111	78-120	0	20	0.0333	0.0340	2	20

*- Outside of specification

- (1) The result for one or both determinations was less than five times the LOQ.
- (2) The background result was more than four times the spike added.

Quality Control Summary

Client Name: ConocoPhillips
Reported: 01/31/06 at 02:09 PM

Group Number: 974891

Sample Matrix Quality Control

Unspiked (UNSPK) = the sample used in conjunction with the matrix spike
Background (BKG) = the sample used in conjunction with the duplicate

Analysis Name	MS %REC	MSD %REC	MS/MSD Limits	RPD RPD	BKG MAX Conc	DUP Conc	DUP RPD	Dup RPD Max
Batch number: 06026A51A TPH by NWTTPH-Gx waters	Sample number(s): 4691044-4691045 UNSPK: P691044 103 63-154							
Batch number: 06027A51A TPH by NWTTPH-Gx waters	Sample number(s): 4691038-4691043 UNSPK: P691028 110 63-154							
Batch number: P060251AA Benzene	101	103	83-128	2	30			
Toluene	100	102	83-127	2	30			
Ethylbenzene	102	103	82-129	1	30			
Xylene (Total)	100	101	82-130	1	30			
Batch number: P060261AA Benzene	102	102	83-128	0	30			
Toluene	104	105	83-127	1	30			
Ethylbenzene	106	105	82-129	0	30			
Xylene (Total)	103	103	82-130	0	30			
Batch number: P060301AA Benzene	94	98	83-128	1	30			
Toluene	99	103	83-127	2	30			
Ethylbenzene	104	107	82-129	3	30			
Xylene (Total)	102	106	82-130	3	30			

Surrogate Quality Control

Surrogate recoveries which are outside of the QC window are confirmed unless attributed to dilution or otherwise noted on the Analysis Report.

Analysis Name: TPH by NWTTPH-Dx(water) w/SiGel
Batch number: 060210012A
Orthoterphenyl

4691038	103
4691039	100
4691040	91
4691041	91
4691042	79
4691043	97
4691044	68
Blank	92
DUP	110
LCS	96

Limits: 52-141

Analysis Name: TPH by NWTTPH-Gx waters
Batch number: 06026A51A
Trifluorotoluene-F

*- Outside of specification

- (1) The result for one or both determinations was less than five times the LOQ.
- (2) The background result was more than four times the spike added.

Quality Control Summary

Client Name: ConocoPhillips
Reported: 01/31/06 at 02:09 PM

Group Number: 974891

Surrogate Quality Control

4691044 112
4691045 107
Blank 108
LCS 109
LCSD 102
MS 112

Limits: 63-135

Analysis Name: TPH by NWTPH-Gx waters
Batch number: 06027A51A
Trifluorotoluene-F

4691038 112
4691039 112
4691040 110
4691041 109
4691042 120
4691043 110
Blank 110
LCS 111
LCSD 107
MS 117

Limits: 63-135

Analysis Name: UST-Unleaded Waters by 8260B
Batch number: P060251AA

	Dibromofluoromethane	1,2-Dichloroethane-d4	Toluene-d8	4-Bromofluorobenzene
4691038	94	93	97	93
Blank	94	93	97	92
LCS	96	94	96	95
MS	94	94	95	94
MSD	96	94	95	95

Limits: 80-116 77-113 80-113 78-113

Analysis Name: UST-Unleaded Waters by 8260B
Batch number: P060261AA

	Dibromofluoromethane	1,2-Dichloroethane-d4	Toluene-d8	4-Bromofluorobenzene
4691039	96	96	99	94
4691040	97	95	99	93
4691041	99	96	98	93
4691042	97	94	100	100
4691043	97	93	98	94
4691044	98	95	99	94
Blank	97	95	99	94
LCS	97	96	99	95
MS	96	96	99	94
MSD	96	97	100	94

Limits: 80-116 77-113 80-113 78-113

Analysis Name: UST-Unleaded Waters by 8260B
Batch number: P060301AA

	Dibromofluoromethane	1,2-Dichloroethane-d4	Toluene-d8	4-Bromofluorobenzene
4691039	96	96	99	94
4691040	97	95	99	93
4691041	99	96	98	93
4691042	97	94	100	100
4691043	97	93	98	94
4691044	98	95	99	94
Blank	97	95	99	94
LCS	97	96	99	95
MS	96	96	99	94
MSD	96	97	100	94

*- Outside of specification

- (1) The result for one or both determinations was less than five times the LOQ.
- (2) The background result was more than four times the spike added.

Quality Control Summary

Client Name: ConocoPhillips
Reported: 01/31/06 at 02:09 PM

Group Number: 974891

Surrogate Quality Control

4691045	91	88	94	84
Blank	90	87	95	85
LCS	92	89	94	88
MS	91	91	93	88
MSD	91	91	94	88
Limits:	80-116	77-113	80-113	78-113

*- Outside of specification

- (1) The result for one or both determinations was less than five times the LOQ.
- (2) The background result was more than four times the spike added.

Explanation of Symbols and Abbreviations

The following defines common symbols and abbreviations used in reporting technical data:

N.D.	none detected	BMQL	Below Minimum Quantitation Level
TNTC	Too Numerous To Count	MPN	Most Probable Number
IU	International Units	CP Units	cobalt-chloroplatinate units
umhos/cm	micromhos/cm	NTU	nephelometric turbidity units
C	degrees Celsius	F	degrees Fahrenheit
meq	milliequivalents	lb.	pound(s)
g	gram(s)	kg	kilogram(s)
ug	microgram(s)	mg	milligram(s)
ml	milliliter(s)	l	liter(s)
m3	cubic meter(s)	ul	microliter(s)
<	less than - The number following the sign is the <u>limit of quantitation</u> , the smallest amount of analyte which can be reliably determined using this specific test.		
>	greater than		
J	estimated value – The result is \geq the Method Detection Limit (MDL) and $<$ the Limit of Quantitation (LOQ).		
ppm	parts per million - One ppm is equivalent to one milligram per kilogram (mg/kg), or one gram per million grams. For aqueous liquids, ppm is usually taken to be equivalent to milligrams per liter (mg/l), because one liter of water has a weight very close to a kilogram. For gases or vapors, one ppm is equivalent to one microliter of gas per liter of gas.		
ppb	parts per billion		
Dry weight basis	Results printed under this heading have been adjusted for moisture content. This increases the analyte weight concentration to approximate the value present in a similar sample without moisture. All other results are reported on an as-received basis.		

U.S. EPA CLP Data Qualifiers:

Organic Qualifiers		Inorganic Qualifiers	
A	TIC is a possible aldol-condensation product	B	Value is $<$ CRDL, but \geq IDL
B	Analyte was also detected in the blank	E	Estimated due to interference
C	Pesticide result confirmed by GC/MS	M	Duplicate injection precision not met
D	Compound quantitated on a diluted sample	N	Spike sample not within control limits
E	Concentration exceeds the calibration range of the instrument	S	Method of standard additions (MSA) used for calculation
N	Presumptive evidence of a compound (TICs only)	U	Compound was not detected
P	Concentration difference between primary and confirmation columns $>25\%$	W	Post digestion spike out of control limits
U	Compound was not detected	*	Duplicate analysis not within control limits
X,Y,Z	Defined in case narrative	+	Correlation coefficient for MSA <0.995

Analytical test results for methods listed on the laboratories' accreditation scope meet all requirements of NELAC unless otherwise noted under the individual analysis.

Measurement uncertainty values, as applicable, are available upon request.

Tests results relate only to the sample tested. Clients should be aware that a critical step in a chemical or microbiological analysis is the collection of the sample. Unless the sample analyzed is truly representative of the bulk of material involved, the test results will be meaningless. If you have questions regarding the proper techniques of collecting samples, please contact us. We cannot be held responsible for sample integrity, however, unless sampling has been performed by a member of our staff. This report shall not be reproduced except in full, without the written approval of the laboratory.

WARRANTY AND LIMITS OF LIABILITY - In accepting analytical work, we warrant the accuracy of test results for the sample as submitted. THE FOREGOING EXPRESS WARRANTY IS EXCLUSIVE AND IS GIVEN IN LIEU OF ALL OTHER WARRANTIES, EXPRESSED OR IMPLIED. WE DISCLAIM ANY OTHER WARRANTIES, EXPRESSED OR IMPLIED, INCLUDING A WARRANTY OF FITNESS FOR PARTICULAR PURPOSE AND WARRANTY OF MERCHANTABILITY. IN NO EVENT SHALL LANCASTER LABORATORIES BE LIABLE FOR INDIRECT, SPECIAL, CONSEQUENTIAL, OR INCIDENTAL DAMAGES INCLUDING, BUT NOT LIMITED TO, DAMAGES FOR LOSS OF PROFIT OR GOODWILL REGARDLESS OF (A) THE NEGLIGENCE (EITHER SOLE OR CONCURRENT) OF LANCASTER LABORATORIES AND (B) WHETHER LANCASTER LABORATORIES HAS BEEN INFORMED OF THE POSSIBILITY OF SUCH DAMAGES. We accept no legal responsibility for the purposes for which the client uses the test results. No purchase order or other order for work shall be accepted by Lancaster Laboratories which includes any conditions that vary from the Standard Terms and Conditions of Lancaster Laboratories and we hereby object to any conflicting terms contained in any acceptance or order submitted by client.

GROUNDWATER SAMPLING PROCEDURES AND FIELD SHEETS

Quarterly Groundwater Sampling
ConocoPhillips Site No. 0965

GROUNDWATER MONITORING AND SAMPLING

Before the sampling event, Delta measured depth to water in each groundwater monitoring well at the facility with an electronic water level meter. This information was recorded on waterproof field sheets. Groundwater elevations were measured to an accuracy of 0.01 feet. Wells were sampled after purging three casing volumes of water from the well (or until dry). After the well had recharged to approximately 80% of static level, samples were collected using a disposable polyethylene bailer and placed in the appropriate laboratory-provided container. Samples were labeled, placed into ice filled coolers, logged onto chain-of-custody forms and transported to the laboratory.

GROUNDWATER SAMPLING FIELD SHEET

DELTA PROJECT NUMBER: WA209-6505-1
 SITE No./JOB No.: 0965 Everett
 SITE ADDRESS/LOCATION: 9826 7th Ave. SE; Everett, WA
 FIELD PERSONNEL: Brian H.

CLIENT: COP 0965
 PAGE: 1 of 3
 DATE: 1-17-05
 WEATHER: 50's, sunbreaks

Well ID	Time	Well Diameter (in.)	Depth to Bottom (feet)	Depth to Water (feet)	Depth to LPH (feet)	LPH Thickness (feet)	Calc. Purge (gal)	Actual Purge (gal)	Purge Method (B/LF/P)	Dissolved Oxygen (mg/l)	Sample Appearance/Comments
MW-1	12:45	2"	19.5	7.75	—	—	<6	5	B	2.5	
MW-2	15:30	2"	19.0	10.14	—	—	<4.5	4	B	1.5	
MW-3	10:15	2"	19.5	11.57	—	—	4	3	B	2.0	biogrowth
MW-4	11:45	2"	18.1	5.86	—	—	6	4.5	B	3.0	
MW-5	13:30	2"	19.32	10.27	—	—	4.5	4.5	B	3.0	murky, sheen, HCSnell
MW-6	11:00	2"	29.5	16.37	—	—	6.5	5.5	B	2.0	
MW-7											
VW-2	14:30	4"	n/a	10.16	—	—	—	—	—	2.0	
VW-3	13:50	—	—	9.98	9.83	0.15	—	—	—	—	
VW-4	14:10	—	—	N/D	8.61	—	—	—	—	—	no distinguishable water level, meter only showed product
VW-5	14:00	—	—	10.80	10.75	0.05	—	—	—	—	

System Instructions:

Remedial System On-Site (Y/N)? Comments:

Operational Upon Arrival (Y/N)? Comments:

Shut Down System 1 / 24 hours before gauging (Y/N)? n/a Time/Date Downed:

Re-Start System (Y/N)? Time/Date Restarted:

Purge Method: bailer Comments:

Waste Water Disposal Method:

Treated through mobile carbon treatment unit and discharged on-site

Placed in drums on site No. of drums: Full drum NW corner

Transported off-site for treatment Facility/Location:

Measuring Device(s): water/oil interface probe, DO colorimetric kit

UNOCAL BULK PLANT 0206
Everett
LUST 1678



Solving environment-related business problems worldwide


www.deltaenv.com

4006 148th Avenue NE
Redmond, Washington 98052 USA
425.882.3528 800.477.7411
Fax 425.869.1892

RECEIVED
JUN 12 2006
DEPT OF ECOLOGY

Date: June 6, 2006
Project No.: WAZ09-6508-1

To: Mr. Jim Trotter
ConocoPhillips Company
1230 W. Washington Street, Ste.212
Tempe, AZ 85281



We have enclosed:

Copies	Description
<u>1</u>	<u>1Q06 Groundwater Monitoring Report</u>
	<u>9826 7th Avenue SE in Everett, Washington</u>
	<u>ConocoPhillips Site No. 0965</u>

For your: Use/Files
 Approval
 Review
 Information

Sent Via: Regular Mail
 Priority Mail (USPS)
 Overnight (FedEx)
 Other _____

Comments: _____

Elisabeth Silver

cc: Dan Cargill, Washington State Dept of Ecology – Northwest Regional Office, Bellevue, WA
Mark Nelson, Nelson Petroleum, 9826 Seventh Avenue SE, Everett, WA