

Chevron Environmental Management Company

2024 Site Status Report

**Former Jack's Grocery
706 South Columbus Avenue
Goldendale, Washington**

**Cleanup Site Identification No. 6826
Facility Site Identification No. 89542539
Voluntary Cleanup Program ID CE0537**

November 22, 2024

2024 Site Status Report

**Former Jack's Grocery
706 South Columbus Avenue
Goldendale, Washington**

**Cleanup Site Identification No. 6826
Facility Site Identification No. 89542539
Voluntary Cleanup Program ID CE0537**

November 22, 2024

Prepared By:

Arcadis U.S., Inc.
1100 Olive Way, Suite 800
Seattle
Washington 98101
Phone: 206 325 5254
Fax: 206 325 8218

Prepared For:

Chevron Environmental Management Company

Our Ref:

30129539



Jeremy Wilson, P.E.
Project Manager

Contents

| | |
|--|----|
| Acronyms and Abbreviations..... | iv |
| 1 Introduction..... | 1 |
| 2 Site Background..... | 1 |
| 2.1 Site Description and Background..... | 1 |
| 2.2 Environmental History..... | 2 |
| 2.3 Surrounding Sites with On-Going Cleanups..... | 3 |
| 3 Pre-Field Activities..... | 4 |
| 3.1 Site Health and Safety Plan..... | 4 |
| 3.2 Access and Utility Location..... | 4 |
| 4 Investigation Activities..... | 4 |
| 4.1 Data Gap Investigation Objective..... | 4 |
| 4.2 Drilling and Soil Sampling..... | 5 |
| 4.3 Monitoring Well Installation, Development, and Survey..... | 6 |
| 4.4 Groundwater Monitoring Activities..... | 7 |
| 4.5 Investigation-Derived Waste..... | 8 |
| 5 Soil Results..... | 8 |
| 6 Groundwater Results..... | 8 |
| 7 Conclusions and Recommendations..... | 8 |
| 8 References..... | 8 |

Tables (in text)

| | |
|--|---|
| Table 4-1. Soil Boring Depths and Laboratory Analytical Sample Intervals..... | 5 |
| Table 4-2. Monitoring Well Depths and Well Screen Intervals..... | 6 |
| Table 4-3. Groundwater Gauging Summary – Second and Third Quarter of 2024..... | 7 |

Tables

Table 1. Select Soil Analytical Results

Table 2. Groundwater Gauging Data and Analytical Results

Figures

Figure 1. Site Location Map

Figure 2. Site Vicinity Map

Figure 3. Site Plan

Figure 4. Soil Analytical Results Map

Figure 5. Groundwater Elevation Contour and Analytical Results Map – June 25, 2024

Figure 6. Groundwater Elevation Contour and Analytical Results Map – September 16, 2024

Appendices

Appendix A. Boring Logs

Appendix B. Groundwater Monitoring Field Data Sheets

Appendix C. Waste Manifest

Appendix D. Soil Laboratory Report and Chain-of-Custody Documentation

Appendix E. Groundwater Laboratory Reports and Chain-of-Custody Documentation

Acronyms and Abbreviations

| | |
|-----------|--|
| Arcadis | Arcadis U.S., Inc. |
| bgs | below ground surface |
| BTEX | benzene, toluene, ethylbenzene, and total xylenes |
| BTOC | below top of casing |
| Cascade | Cascade Environmental |
| CEMC | Chevron Environmental Management Company |
| COC | constituents of concern |
| cPAHs | polycyclic aromatic hydrocarbons |
| CUL | cleanup level |
| DRO | diesel-range organics |
| Ecology | Washington State Department of Ecology |
| EDB | ethylene dibromide |
| EDC | 1,2-dichloroethane |
| GRO | gasoline-range organics |
| HASP | Health and Safety Plan |
| HRO | heavy-oil-range organics |
| MTBE | methyl tert-butyl ether |
| MTCA | Model Toxics Control Act |
| NAVD 88 | North American Vertical Datum of 1988 |
| NFA | no further action |
| OSHA | Occupational Safety and Health Administration |
| Pace | Pace Analytical Laboratory |
| PCB | polychlorinated biphenyls |
| PCE | tetrachloroethene |
| PID | photoionization detector |
| site | Former Jack's Grocery located at 706 South Columbus Avenue in Goldendale, Washington |
| TCE | trichloroethene |
| Union Oil | Union Oil Company of California |
| USEPA | United States Environmental Protection Agency |

2024 Site Status Report

| | |
|-----------|----------------------------------|
| UST | underground storage tank |
| VOC | volatile organic compounds |
| work plan | Data Gap Investigation Work Plan |

1 Introduction

On behalf of Chevron Environmental Management Company (CEMC), Arcadis U.S., Inc. (Arcadis) has prepared this *2024 Site Status Report* for the former Jack's Grocery facility located at 706 South Columbus Avenue in Goldendale, Washington (site). CEMC manages environmental matters on behalf of its affiliate, Union Oil Company of California (Union Oil). A site location map and a site vicinity map are provided as Figures 1 and 2, respectively.

The site was enrolled in the Washington State Department of Ecology (Ecology) Voluntary Cleanup Program on May 25, 2022, under Program ID CE0537. Additional site regulatory identifiers include Cleanup Site Identification No. 6826, Facility Site Identification No. 89542539, and Underground Storage Tank Identification No. 100342.

In October 2022, a *Data Gap Investigation Work Plan* (work plan) was submitted to Ecology to further delineate and/or evaluate residual petroleum hydrocarbon impacts in soil and groundwater at the site (Arcadis 2022). The work plan was approved by Ecology in an October 2022 email. Following Ecology approval, property ownership changed, and after lengthy negotiations, a new site access agreement was obtained. As a result, the work was delayed until 2024, when it was implemented in general accordance with the work plan. This *2024 Site Status Report* documents the data gap investigation and groundwater monitoring activities conducted during the second and third quarters of 2024.

2 Site Background

2.1 Site Description and Background

The site is currently occupied by a one-story residential home located on the southeast corner of the intersection of South Columbus Avenue and East Brooks Street in Goldendale, Washington. The site vicinity includes a mix of residential and commercial properties. The site is bordered by residential properties to the east and south, East Brooks Street to the north, and South Columbus Avenue to the west. A commercial building with several tenants (Carquest Auto Parts, Goldendale Garden Supply, and J&N Cable) known as Columbus Square is located to the north across East Brooks Street, and a former car wash facility (Hardie's) is located to the west across South Columbus Avenue. Current and former site features are shown on Figure 3.

Based on known site information, historical aerial photographs, and community interviews, the residential and commercial development of the site began in the early 1930s (Robert D. Miller Consulting 1992a). The date the site was first used as a service station is unknown, although reportedly underground storage tanks (USTs) were installed as early as 1933 (Robert D. Miller Consulting 1992a; Shannon and Wilson 2014). Based on available records and historical photographs, the site was occupied by a Union Oil service station from at least 1942 through 1961. Petroleum operations reportedly ceased at the site in 1982. The Jack's Grocery store remained open until June 1992. In July and August 1992, four USTs and an unknown volume of petroleum-impacted soils were removed and disposed offsite (Robert D. Miller Consulting 1992a, 1992b). The site was also previously occupied by or associated with an auto court/motel and used as apartments/rental units for some time. The store was later remodeled into the current residential use, although the exact dates are unknown.

Information regarding the sizes, contents, locations, and number of tanks is conflicting and varied in historical documentation. As mentioned above, USTs were reportedly first installed at the site in approximately 1933

(Robert D. Miller Consulting 1992a). According to a Union Oil document dated 1946, one 280-gallon and two 550-gallon USTs were present at the site, with a 1,000-gallon tank to be installed to increase storage capacity. Four USTs were abandoned in 1982 and removed in 1992 (Robert D. Miller Consulting 1992a, 1992b). The reported USTs removed in 1992 included a 500-gallon gasoline tank (Tank 1), a 300-gallon gasoline tank containing waste oil (Tank 2), a 250-gallon gasoline tank (Tank 3), and a 1,000-gallon gasoline tank (Tank 4; Robert D. Miller Consulting 1992a; Shannon and Wilson 2014). However, later reports suggest that all four USTs may have been used for gasoline storage; waste oil reportedly was stored in an undocumented aboveground tank (Robert D. Miller Consulting 1992b; Shannon and Wilson 2014). The four USTs removed in 1992 were of steel, single-walled construction. At the time of removal, the USTs were observed to be rusted with holes in the tank bottoms, situated at 5 feet below ground surface (bgs). No additional tanks were discovered during the investigation (Robert D. Miller Consulting 1992a).

2.2 Environmental History

Environmental assessments and remediation conducted at the site to date are summarized below. Soil analytical results are presented in Table 1 and groundwater gauging and analytical results are presented in Table 2. Historical soil sample locations are shown on Figure 3.

In July 1992, the four known USTs were removed from the site. During UST removal, free product was reportedly observed in the soil below the south end of Tank 1 (Robert D. Miller Consulting 1992a). The USTs were observed to be rusted with holes in the tank bottoms. Four discrete soil samples (Sample #1A @T4, Sample #1B @T4, Sample #2 @T2&T3, and Sample #3 @T1) were collected from the base of the excavation at depths of 6 to 7.5 feet bgs. The analytical results of Sample #3 @T1 (total petroleum hydrocarbons as gasoline range organics [GRO], toluene, ethylbenzene, and xylenes), collected at 6.5 feet bgs, exceeded Model Toxics Control Act (MTCA) Method A cleanup levels (CULs).

In August 1992, the UST area was over-excavated to an approximate depth of 8 feet bgs, where bedrock was encountered (Robert D. Miller Consulting 1992b; Shannon and Wilson 2014) and nine confirmation sidewall and bottom soil samples were collected (Sample #1-NW, Sample #2-W, Sample #3-NE, Sample #4-E, Sample #5-SE, Sample #6-S, Sample #7-SW, Sample #8-E, and Sample #9-W). A groundwater grab sample (Sample #10 pit water) was also collected (Robert D. Miller Consulting 1992c). GRO, benzene, toluene, ethylbenzene, and xylenes (BTEX), and lead were detected in the water sample. Based on the results of Sample #1-NW, this area was further over-excavated to the west and Sample #11-NW was collected. GRO was not detected in Sample #11-NW. Over-excavation in the area of Sample #5-SE and Sample #6-S, which contained GRO above the MTCA Method A CUL, was not performed due to proximity to the building foundation; these soils were left in place (Robert D. Miller Consulting 1992b). However, three soil samples (Sample #12-NE, Sample #13-E, and Sample #14-NE) were collected from hand auger borings advanced horizontally into the eastern sidewall, to approximately 2 feet laterally beneath the building. These horizontal hand auger borings were advanced at depths of 5.5 to 6.5 feet bgs; GRO was only detected in #14-NE at a low concentration below the CUL (Shannon and Wilson 2014). The excavated soil (volume unknown) was reportedly transported to the owner's ranch approximately 5 miles northwest of the city for treatment via aeration. Following treatment and confirmation sampling the soil was reportedly disposed (location unknown).

In October 1992, Robert D. Miller Consulting prepared a corrective action progress report detailing the work completed in July and August 1992. No new work had been completed, and the report was an update of the work progress and request for comment regarding further actions. The report concluded remaining impacted soil was

limited under the west wall of the building and residual soil and groundwater impacts were not significant. In a letter submitted to Ecology by Robert D. Miller Consulting in November 1992, it was indicated that the soils excavated at the site were taken to Mr. Glenn McClaskey's Ranch and aeriated as treatment. The soil sample results post-treatment are presented as Sample #15 through Sample #18 in Table 1 (GRO not detected). The final disposition of the treated soils is unknown.

In May 1995, to further evaluate residual impacts, one soil and one groundwater grab sample were collected from each of two hand auger borings (Boring 1 and Boring 2). Boring 1 was advanced to 6.5 feet bgs adjacent to the northwest corner of the former grocery building, and Boring 2 was advanced to 5.5 feet bgs on the adjacent property to the east (Figure 4). Only a low concentration of total petroleum hydrocarbons as diesel range organics (DRO) (identified by the laboratory as weathered gasoline) was detected in the soil sample collected from Boring 1. BTEX were detected in the grab groundwater sample collected from Boring 1; however, only benzene exceeded the Method A CUL (Robert D. Miller Consulting 1995). Petroleum hydrocarbons were not detected in the groundwater sample collected from Boring 2.

In October 2007, a soil investigation was performed by Robert D. Miller Consulting to further assess residual petroleum hydrocarbon concentrations along the site building (Robert D. Miller Consulting 2007). Three soil borings (B1 through B3) were advanced near/beneath the west side of the building. Sample B1-C was collected at 6.75 feet bgs near the western wall. Samples B2-A and B3-B were collected at approximately 7 and 7.5 feet bgs, respectively, from beneath the building. Low concentrations of GRO, xylenes, and/or lead were detected in one or two of the collected samples; however, the concentrations did not exceed MTCA Method A CULs.

Additionally, a grab groundwater sample was collected from B1 and three monitoring wells (MW-1, MW-2, and MW-3) were installed to further assess groundwater conditions at and surrounding the site. GRO, BTEX, and dissolved lead were detected in groundwater from the wells, but at concentrations below MTCA Method A CULs. The GRO concentration detected in the groundwater grab sample (B1) exceeded the MTCA Method A CUL.

The groundwater monitoring well network consisted of MW-1, MW-2, and MW-3 (Figure 3). However, in June 2022, a site visit was conducted by Arcadis to assess the condition of the monitoring wells, during which monitoring well MW-2 could not be located. Monitoring well MW-1 was determined to be on the parcel to the south of the site, Arcadis could not inspect the well due to lack of property access, but it is believed to be in good condition. Monitoring well MW-3 was located and gauged; the well was determined to be in good condition. Based on historical documents, grab groundwater samples were collected from various locations at the site in 1992, 1995, and 2007. Groundwater samples were collected from wells MW-1, MW-2, and MW-3 in 2007.

Historically, the depth to water at the site has been measured at approximately 4 to 5 feet below top of casing. Gauging of the site wells in 2007 indicated a gradient toward the southwest. However, recent interpretations presented for the Columbus Square facility to the north suggest a flow direction toward the east/southeast (GHD 2022). Historical groundwater gauging data and analytical results are presented in Table 2.

2.3 Surrounding Sites with On-Going Cleanups

Several leaking underground storage tank sites are located in the vicinity of the Jack's Grocery site (Ecology 2022). The Columbus Square site (CSID 6704, FSID 81593498) was formerly a Shell station and is located approximately 150 feet north across East Brooks Street; numerous borings have been drilled and wells installed in East Brooks Street and South Columbus Avenue to evaluate the extent of impacts and we understand additional offsite assessment is planned. The Hardie's Car Wash and Detail Shop site (CSID 12412, FSID 8187)

is located approximately 150 feet west across South Columbus Avenue and is currently in the “Awaiting Cleanup” phase; the USTs appear to remain in place at this facility and no assessment has been performed. The JD Hattenhauer Distributing site (CSID 5570, FSID 14585311) is located approximately 200 feet east; UST removal and some assessment has been performed at this facility. The Temple Distributing, Inc. site (CSID 4590, FSID 95474961) is located approximately 350 feet to the south and additional remedial soil excavation was performed in 2023.

3 Pre-Field Activities

This section discusses the pre-field activities completed prior to commencing the 2024 data gap investigation activities.

3.1 Site Health and Safety Plan

As required by the Occupational Safety and Health Administration (OSHA) 29 Code of Federal Regulations 1910.120 (Hazardous Waste Operations and Emergency Responses), Arcadis prepared a Health and Safety Plan (HASP) that addressed hazards associated with fieldwork at the site. The HASP was developed to identify and prevent potential safety hazards. Field staff and contractors reviewed the HASP before beginning field operations.

3.2 Access and Utility Location

The property owner and relevant stakeholders were notified of the field activities before fieldwork was conducted. The Washington811 call center was notified a minimum of 48 business hours before commencing intrusive activities to identify public utility lines that may have conflicted with the proposed drilling. A private utility locating company (GPRS) further evaluated the potential presence of underground utilities at each proposed drilling location. Subsurface utilities identified during the locate were marked with temporary survey paint.

4 Investigation Activities

This section discusses data gap investigation objectives, field activities, and investigation-derived waste associated with the investigation.

4.1 Data Gap Investigation Objective

As discussed with Ecology during conference calls on January 26 and June 2, 2022, the objective of the data gap investigation was to further delineate and/or evaluate residual petroleum hydrocarbon impacts in soil and groundwater at the site. The scope of work was based on a review of historical site information and identified site constituents of concern (COCs) in soil and groundwater.

The scope of work was completed to support a no further action (NFA) determination for the site using model remedy Table 1, Option 1 of the *Model Remedies for Sites with Petroleum Impacts to Groundwater* (Ecology 2017). The methods and procedures were conducted in accordance with the *MTCA Guidance for Remediation of Petroleum Contaminated Sites* (Ecology 2016).

4.2 Drilling and Soil Sampling

Investigation activities included the advancement of seven borings (SB-1, SB-2, SB-3, and MW-4 through MW-7) and completion of four of the borings (MW-4 through MW-7) as monitoring wells. The borings were advanced by Cascade Environmental (Cascade), a Washington-licensed drilling subcontractor located in Woodinville, Washington, on June 11 and 12, 2024 using a direct push drill rig under Arcadis supervision. The total depth and laboratory analytical sample intervals for each boring are presented in Table 4-1 below.

Table 4-1. Soil Boring Depths and Laboratory Analytical Sample Intervals

| Location | Boring Type | Total Boring Depth (feet bgs) | Laboratory Analytical Sample Intervals (feet bgs) | Vertical Delineation Sample Interval (feet bgs) |
|----------|-----------------|-------------------------------|---|---|
| MW-4 | Monitoring well | 8.5 | 4.5-5 and 8-8.5 | 8-8.5 |
| MW-5 | Monitoring well | 7 | 4.5-5 ¹ and 6.5-7 | 6.5-7 |
| MW-6 | Monitoring well | 8 | 6-7 and 7-8 | 7-8 |
| MW-7 | Monitoring well | 8 | 4.5-5 ¹ and 7-8 | 7.5-8 |
| SB-1 | Soil boring | 9 | 6-7 and 8-9 | 8-9 |
| SB-2 | Soil boring | 8 | 4.5-5 and 7-8 | 7-8 |
| SB-3 | Soil boring | 10 | 4.5-5 and 9.5-10 | 9.5-10 |

Note:

¹ A blind duplicate soil sample was collected at this location for data quality assurance purposes.

To identify and protect any unidentified subsurface utilities at each drilling location, a hand auger and/or air knife was used to first advance the borings to at least 5 feet bgs. Soil was collected from the hand auger and screened for volatile organic compounds (VOCs) using a calibrated photoionization detector (PID). Each boring was then advanced to the total depth using a direct push rig, and soil samples were collected continuously from the direct push sampler. Refusal was encountered in soil borings MW-4 through MW-7 and SB-2 at the boring terminus. During drilling, groundwater was initially encountered in soil boring MW-4 and MW-5 at 5 feet bgs. Soil from each boring was described using the Unified Soil Classification System and screened for VOCs using a calibrated PID. Boring logs are provided in Appendix A.

The soil samples collected for laboratory analysis were collected based on prescribed sample depths. Soil samples for laboratory analysis were collected in laboratory-provided glassware and placed in a cooler with ice. Samples were submitted to Pace Analytical Laboratory (Pace), an Ecology-accredited laboratory located in Mount Juliet, Tennessee, under standard chain-of-custody protocols. Soil samples were analyzed for the following:

- GRO by Ecology Northwest Method NWTPH-Gx
- DRO by Northwest Method NWTPH-Dx
- Heavy-oil-range organics (HRO) by Northwest Method NWTPH-Dx
- BTEX by United States Environmental Protection Agency (USEPA) Method 8260

- Methyl tert-butyl ether (MTBE) by USEPA Method 8260
- Ethylene dibromide (EDB) by USEPA Method 8260
- 1,2-dichloroethane (EDC) by USEPA Method 8260
- Lead by USEPA Method 6010

Historical records indicate there may have been a waste oil UST onsite. As a result, soil samples collected from SB-1, SB-2, and SB-3 were also analyzed for the following:

- Carcinogenic polycyclic aromatic hydrocarbons (cPAHs) by USEPA Method 8270
- Naphthalenes by USEPA Method 8270
- Polychlorinated biphenyls (PCBs) by USEPA Method 8082
- Tetrachloroethene (PCE) by USEPA Method 8260
- Trichloroethene (TCE) by USEPA Method 8260
- Vinyl chloride by USEPA Method 8260
- 1,1-Dichloroethene by USEPA Method 8260
- cis-1,2-Dichloroethene by USEPA Method 8260
- trans-1,2-Dichloroethene by USEPA Method 8260

4.3 Monitoring Well Installation, Development, and Survey

Following drilling, monitoring wells were installed by Cascade in the associated boreholes in accordance with the Minimum Standards for Construction and Maintenance of Wells (WAC 173-160). Monitoring well construction details are presented in Table 4-2 below.

Table 4-2. Monitoring Well Depths and Well Screen Intervals

| Location | Monitoring Well Depths (feet bgs) | Well Screen Length (feet) | Well Screen Interval (feet bgs) |
|----------|-----------------------------------|---------------------------|---------------------------------|
| MW-4 | 8 | 6 | 2 to 8 |
| MW-5 | 7 | 5 | 2 to 7 |
| MW-6 | 8 | 6 | 2 to 8 |
| MW-7 | 8 | 6 | 2 to 8 |

Each well was constructed using 2-inch diameter Schedule 40 polyvinyl chloride with 0.010-inch slotted screen. Blank polyvinyl chloride casing was installed from the top of the screen to near surface grade. Filter pack sand was placed in the boring annulus from the terminus to approximately 1 foot above the top of the well screen, followed by 6 inches of hydrated bentonite chips and a flush-mount, traffic-rated well box set in 6 inches of concrete. Well construction details are provided on the boring logs in Appendix A.

Following installation, the monitoring wells were developed by Cascade using a surge block and purged with a downhole pump to remove fine-grained sediments. On June 22, 2024, Otak Inc., a Washington-licensed surveyor, surveyed the top of lid, top of casing, and adjacent ground surface elevations at the existing and new wells (MW-1 and MW-3 through MW-7). The horizontal coordinates were referenced to the Washington State Plane, South Zone, North American Datum of 1983 (2011; epoch 2010), and the vertical coordinates were referenced to the North American Vertical Datum of 1988.

4.4 Groundwater Monitoring Activities

Once each well was developed, a minimum of 72 hours was allowed for equilibration before sampling. Blaine Tech Services conducted groundwater monitoring during the second and third quarters 2024. Depth to water, groundwater elevation, and the estimated groundwater flow direction from the two monitoring events are presented in Table 4-3 below.

Table 4-3. Groundwater Gauging Summary – Second and Third Quarter of 2024

| Sampling Event | Depth to Water (feet btoc ¹) | Groundwater Elevation (feet above NAVD 88 ²) | Interpreted Groundwater Flow Direction |
|--------------------|--|--|--|
| June 25, 2024 | 3.82 (MW-5) to 5.32 (MW-6) | 1,634.86 (MW-1) to 1,635.53 (MW-3) | Southwest |
| September 16, 2024 | 5.29 (MW-5) to 6.70 (MW-6 and MW-7) | 1,633.49 (MW-7) to 1,634.01 (MW-5) | Southwest |

¹ btoc = below top of casing

² NAVD = North American Vertical Datum of 1988

Wells were sampled via low-flow purge methods using a peristaltic pump and dedicated disposable tubing. Field parameters including pH, temperature, electrical conductivity, turbidity, dissolved oxygen, and oxidation-reduction potential were collected during purging using a multi-parameter water quality meter with a flow-through cell. Field parameters were allowed to stabilize before collecting samples. Groundwater monitoring field data sheets are provided in Appendix B.

Following stabilization, groundwater samples were collected in pre-preserved laboratory-provided bottles and placed in a cooler with ice. Samples were submitted to Pace under standard chain-of-custody protocol. Groundwater samples were analyzed for the following:

- GRO by Northwest Method NWTPH-Gx
- DRO and HRO by Northwest Method NWTPH-Dx
- BTEX, MTBE, EDB, and EDC by USEPA Method 8260
- EDB by USEPA Method 8011
- Total lead by USEPA Method 6020

MW-1 was dry during the third quarter 2024; therefore, a sample was not collected. Field duplicate groundwater samples were collected from monitoring well MW-5 during each event for data quality assurance purposes.

4.5 Investigation-Derived Waste

Soil cuttings and wastewater generated during the investigation activities were contained in U.S. Department of Transportation approved 55-gallon steel drums. The drums were labeled, stored offsite pending waste characterization, and later transported to Clean Harbors Grassy Mountain LLC in Grantsville, Utah. A copy of the waste manifest is provided in Appendix C.

Purge water generated during the groundwater monitoring activities was transported offsite by Blaine Tech Services and stored within a bulk tank at their facility pending characterization and proper disposal.

5 Soil Results

Soil encountered in the borings generally consisted of silt, with occasional intervals of silt and sand or clay, to the maximum explored depth of 10 feet bgs. Additional soil description details are provided on the boring logs in Appendix A.

Soil analytical results for samples collected during the data gap investigation were non-detect or less than MTCA Method A CULs. Select soil analytical results are presented in Table 1 and shown on Figure 4. The soil laboratory report and chain-of-custody documentation is provided in Appendix D.

6 Groundwater Results

Groundwater analytical results for samples collected from the monitoring well network during the second and third quarters of 2024 were also non-detect or less than MTCA Method A CULs.

Current and historical groundwater gauging and analytical data are presented in Table 2. Groundwater elevation contour and analytical result maps from the second and third quarters of 2024 are presented as Figures 5 and 6, respectively. The groundwater laboratory reports and chain-of-custody documentation for the second and third quarters of 2024 are provided in Appendix E.

7 Conclusions and Recommendations

Based on the 2024 data gap investigation and groundwater monitoring results, Arcadis concludes the following:

- Soil across the site is MTCA Method A compliant.
- During the second and third quarters of 2024, groundwater was MTCA Method A compliant.

Arcadis recommends conducting two additional quarters of groundwater monitoring. If groundwater remains MTCA Method A compliant for four consecutive quarters, a Remedial Investigation Report and Closure Request will be submitted to Ecology for consideration of an NFA determination using model remedy Table 1, Option 1 of the *Model Remedies for Sites with Petroleum Impacts to Groundwater* (Ecology 2017).

8 References

Arcadis. 2022. Data Gap Investigation Work Plan, Former Jack's Grocery, 706 South Columbus Avenue, Goldendale, Washington. October 21.

- Ecology. 2016. Guidance for Remediation of Petroleum Contaminated Sites, Toxics Cleanup Program. June.
- Ecology. 2017. Model Remedies for Sites with Petroleum Impacts to Groundwater, Toxics Cleanup Program, Publication No. 16-09-057. Revised December 2017.
- Ecology. 2022. Available online at: <https://apps.ecology.wa.gov/neighborhood/?lat=47.500000&lon=-121.000000&zoom=7&radius=false>. Retrieved September 20, 2022.
- GHD. 2022. Preliminary Remedial Investigation Report and Work Plan, 614 South Columbus Avenue, Goldendale, Washington. May 6.
- Robert D. Miller Consulting. 1992a. UST Site Assessment for Jack's Grocery, 706 S. Columbus Street, Goldendale, Washington. July 27.
- Robert D. Miller Consulting. 1992b. RE: Soil Cleanup Proposal for 706 S. Columbus St., Goldendale, WA. Addressed to Southwestern Washington Health District. August 10.
- Robert D. Miller Consulting. 1992c. RE: LUST Site at 706 South Columbus Street, Goldendale, WA, Glenn McClaskey, owner. October 7.
- Robert D. Miller Consulting. 1995. RE: Site Assessment Update, Jack's Grocery, 706 Columbus Street, Goldendale, Washington 98620. June 12.
- Robert D. Miller Consulting. 2007. RE: Monitoring Wells and Compliance Testing Correspondence. November 14.
- Shannon and Wilson, Inc. 2014. RE: Environmental Site Assessment, South Columbus Avenue Properties, Contract No C1400257, Goldendale, Washington. June 24.

Tables

Table 1
 Select Soil Analytical Results
 Former Jack's Grocery
 706 South Columbus Avenue
 Goldendale, Washington



| Sample Location | Date | Sample Depth | GRO | DRO | HRO | Benzene | Toluene | Ethylbenzene | Total Xylenes | EDB | EDC | Naphthalene | Total Lead | Comments |
|---|------------|--------------|---------------|--------------|--------------|-------------|-----------|--------------|---------------|--------------|--------------|-------------|------------|------------------|
| MTCA Method A CULs | | | 30/100 | 2,000 | 2,000 | 0.03 | 7 | 6 | 9 | 0.005 | -- | | 250 | |
| Underground Storage Tank Site Assessment – Robert D. Miller Consulting | | | | | | | | | | | | | | |
| Sample #1A @T4 | 7/17/1992 | 6.00 | <20 | <50 | <100 | -- | -- | -- | -- | -- | -- | -- | -- | -- |
| Sample #1B @T4 | 7/17/1992 | 6.00 | <20 | <50 | <100 | -- | -- | -- | -- | -- | -- | -- | -- | -- |
| Sample #2 @ T2&T3 | 7/17/1992 | 7.50 | <20 | <50 | <100 | -- | -- | -- | -- | <0.05 | <0.05 | -- | <3.0 | |
| Sample #3 @T1 | 7/17/1992 | 6.50 | 2,800 | <50 | <100 | <0.05 | 25 | 13 | 56 | <0.05 | <0.05 | -- | 16 | |
| Corrective Action Progress Report – Robert D. Miller Consulting | | | | | | | | | | | | | | |
| Sample #1-NW | 8/14/1992 | 6.50 | 496 | -- | -- | -- | -- | -- | -- | -- | -- | -- | <0.80 | |
| Sample #2-W | 8/14/1992 | 6.25 | 2.0 | -- | -- | -- | -- | -- | -- | -- | -- | -- | -- | |
| Sample #3-NE | 8/14/1992 | 5.50 | <20 | -- | -- | -- | -- | -- | -- | -- | -- | -- | -- | |
| Sample #4-E | 8/14/1992 | 5.75 | 3.0 | -- | -- | -- | -- | -- | -- | -- | -- | -- | -- | |
| Sample #5-SE | 8/14/1992 | 6.00 | 478 | -- | -- | -- | -- | -- | -- | -- | -- | -- | -- | |
| Sample #6-S | 8/14/1992 | 6.00 | 348 | -- | -- | -- | -- | -- | -- | -- | -- | -- | -- | |
| Sample #7-SW | 8/14/1992 | 5.50 | <20 | -- | -- | -- | -- | -- | -- | -- | -- | -- | -- | |
| Sample #8-E | 8/14/1992 | 8.00 | <20 | -- | -- | -- | -- | -- | -- | -- | -- | -- | -- | |
| Sample #9-W | 8/14/1992 | 8.00 | <20 | -- | -- | -- | -- | -- | -- | -- | -- | -- | -- | |
| Sample #11-NW | 8/18/1992 | 5.00 | <20 | -- | -- | -- | -- | -- | -- | -- | -- | -- | -- | |
| Sample #12-NE | 8/31/1992 | 5.50 | <5.0 | -- | -- | -- | -- | -- | -- | -- | -- | -- | -- | |
| Sample #13-E | 8/31/1992 | 6.00 | <5.0 | -- | -- | -- | -- | -- | -- | -- | -- | -- | -- | |
| Sample #14-NE | 8/31/1992 | 6.50 | 30 | -- | -- | -- | -- | -- | -- | -- | -- | -- | -- | |
| Post-Treatment Stockpile Soil Samples – Robert D. Miller Consulting⁷ | | | | | | | | | | | | | | |
| Sample #15 | 10/23/1992 | -- | <20 | -- | -- | -- | -- | -- | -- | -- | -- | -- | -- | Stockpile sample |
| Sample #16 | 10/23/1992 | -- | <20 | -- | -- | -- | -- | -- | -- | -- | -- | -- | -- | Stockpile sample |
| Sample #17 | 10/23/1992 | -- | <20 | -- | -- | -- | -- | -- | -- | -- | -- | -- | -- | Stockpile sample |
| Sample #18 | 10/23/1992 | -- | <20 | -- | -- | -- | -- | -- | -- | -- | -- | -- | -- | Stockpile sample |
| Site Check – Robert D. Miller Consulting | | | | | | | | | | | | | | |
| Boring 1 | 5/27/1995 | 6.25 | <13 | 32 | <100 | -- | -- | -- | -- | -- | -- | -- | -- | |
| Boring 2 | 5/27/1995 | 5.25 | <13 | <13 | <100 | -- | -- | -- | -- | -- | -- | -- | -- | |
| Partial Sufficiency and Further Action Determination – Robert D. Miller Consulting | | | | | | | | | | | | | | |
| B1-C | 10/15/2007 | 6.75 | <20 | -- | -- | <0.04 | <0.10 | <0.20 | 0.47 | -- | -- | -- | 12 | |
| B2-A | 10/15/2007 | 7.00 | 23 | -- | -- | <0.04 | <0.10 | <0.20 | <0.40 | -- | -- | <2.0 | -- | |
| B3-B | 10/15/2007 | 7.50 | 82 | -- | -- | <0.04 | <0.10 | <0.20 | <0.40 | -- | -- | <2.0 | -- | |
| 2024 Groundwater Assessment - Arcadis | | | | | | | | | | | | | | |
| MW-4 | 6/11/2024 | 4.5-5 | 1.90 B J | <1.75 | <4.39 | <0.000793 | 0.00231 J | <0.00125 | 0.00246 J | <0.001 | <0.001 | -- | 9.96 | |
| MW-4 | 6/11/2024 | 8-8.5 | 1.42 B J | <4.16 | <4.16 | <0.000723 | <0.00201 | <0.00114 | <0.0136 | <0.001 | <0.001 | -- | 9.77 | |
| MW-5 | 6/12/2024 | 4.5-5 | 2.68 B J | <1.75 | <4.39 | <0.000788 | <0.00219 | <0.00124 | <0.00149 | <0.00109 | 0.0011 | -- | 10.6 | |
| MW-5 (DUP-2) | 6/12/2024 | 4.5-5 | 2.05 B J | <1.76 | <4.40 | <0.000796 | 0.00423 J | <0.00126 | 0.00349 J | <0.001100 | <0.00111 | -- | 11.1 | |
| MW-5 | 6/12/2024 | 6.5-7 | 1.41 B J | <1.67 | <4.17 | <0.000748 | <0.00208 | <0.00118 | <0.00141 | <0.00104 | <0.00104 | -- | 8.92 | |
| MW-6 | 6/11/2024 | 6-7 | <1.27 | <1.61 | <4.03 | <0.000698 | 0.00232 J | <0.0011 | <0.00135 | <0.000969 | <0.000971 | -- | 13 | |
| MW-6 | 6/11/2024 | 7-8 | 1.65 B J | 3.64 J | 4.56 J | 0.00107 J | 0.00815 | 0.00189 J | 0.00711 J | <0.00102 | <0.00102 | -- | 9.64 | |
| MW-7 | 6/12/2024 | 4.5-5 | 2.50 B J | <1.69 | <4.24 | <0.000748 | 0.00599 J | <0.00118 | 0.00455 | <0.00104 | <0.00104 | -- | 10.4 | |
| MW-7 (DUP-1) | 6/12/2024 | 4.5-5 | 2.19 B J | <1.83 | <4.57 | <0.000856 | <0.00241 | <0.00137 | <0.00137 | <0.00120 | <0.00120 | -- | 11.3 | |
| MW-7 | 6/12/2024 | 7.5-8 | <1.35 | <1.68 | 5.03 J | <0.000745 | 0.00233 J | <0.00118 | 0.00185 J | <0.00103 | <0.00104 | -- | 15.5 | |
| SB-1 | 6/11/2024 | 6-7 | 1.69 B J | <1.71 | <4.29 | <0.00077 | <0.00214 | <0.00121 | <0.00145 | <0.00107 | <0.00107 | <0.00526 | 10.3 | |
| SB-1 | 6/11/2024 | 8-9 | 2.65 B J | <1.47 | <3.67 | <0.000563 | <0.00157 | <0.000888 | <0.00106 | <0.000781 | <0.000782 | 0.00929 J | 15.4 | |
| SB-2 | 6/11/2024 | 4.5-5 | 1.56 B J | 11.6 | 71.4 | <0.000651 | 0.00225 J | 0.00255 J | 0.0163 | <0.000904 | 0.000905 C3 | <0.00477 | 16 | |
| SB-2 | 6/11/2024 | 7-8 | 2.40 B J | 7.1 | 4.60 J | <0.000680 | 0.00611 J | <0.00107 | 0.00469 J | <0.000944 | <0.000946 C3 | <0.00490 | 11 | |
| SB-3 | 6/12/2024 | 4.5-5 | <1.24 | 14.7 | 11.9 J | <0.000684 | 0.00555 J | <0.00108 | 0.00307 J | <0.000949 | 0.00950 C3 | <0.00513 | 10.8 | |
| SB-3 | 6/12/2024 | 9.5-10 | 1.11 B J | <1.50 | <3.76 | <0.000601 | 0.00484 J | <0.000948 | 0.00270 J | <0.000834 | <0.000835 C3 | <0.00483 | 15.6 | |

Notes:

1. Analytical results are presented in milligram per kilogram (mg/kg).
2. **BOLD and highlighted** values are greater than their respective MTCA Method A CUL.
3. **BOLD** values are nondetect, but the method detection limit is greater than the MTCA Method A CUL.
4. Sample depth measured in feet below ground surface.
5. *Sample locations in gray have been overexcavated.*
6. GRO MTCA Method A CUL with benzene present is 30 mg/kg and without benzene present is 100 mg/kg.
7. Excavated soils were transported to the Glenn McClaskey Ranch for treatment and then sampled.

Acronyms and Abbreviations:

- = not applicable, not available, or not analyzed
< = not detected at or greater than the laboratory reporting limit or method detection limit
CEMC = Chevron Environmental Management Company
CUL = cleanup level
DUP = duplicate sample
MTCA = Model Toxics Control Act Cleanup
USEPA = United States Environmental Protection Agency
B = The same analyte is found in the associated blank
J = The Identification of the analyte is acceptable; values are outside upper range for precision
C3 = The Reported concentration is an estimate. The continuing calibration standard associated with this data responded low. Method sensitivity check is acceptable

Analytical Methods:

- Samples analyzed by NWTPH-Gx:
GRO = gasoline-range organics
Samples analyzed by NWTPH-Dx:
DRO = diesel-range organics
HRO = heavy oil range organics

Samples analyzed by USEPA Method 5030/8020 (1995)/8010 (2007):

- Benzene, toluene, ethylbenzene, and total xylenes
EDB = ethylene dibromide
EDC = 1,2-dibromoethane

Samples analyzed by USEPA Method 160.2

- Total VOCs = total volatile organic compounds

| Well ID | Date | TOC | DTW | GWE | GRO | DRO | HRO | Benzene | Toluene | Ethylbenzene | Total Xylenes | MTBE | EDB | EDC | Total Lead | Dissolved Lead | Comments |
|--------------------|------------|---------|------|----------|---------------------|---------------|---------------|---------------|-------------------|---------------|-----------------|------------------|-------------------|---------------|---------------|----------------|---------------------------|
| MTCA Method A CULs | | | | | 800/1,000 | 500 | 500 | 5 | 1,000 | 700 | 1,000 | 20 | 0.01 | 5 | 15 | 15 | |
| MW-1 | 10/15/2007 | -- | 4.89 | -- | 576 | -- | -- | 2.0 | 2.0 | <1.0 | 4.0 | -- | -- | -- | 25 | ND | |
| MW-1 | 6/25/2024 | 1639.55 | 4.69 | 1,634.86 | <100 | 115 J | 177 J | <1.00 | <1.00 | <1.00 | <3.00 | <1.00 | <0.0202 | <1.00 | <2.00 | -- | |
| MW-1 | 9/16/2024 | 1639.55 | Dry | -- | -- | -- | -- | -- | -- | -- | -- | -- | -- | -- | -- | -- | |
| MW-2 | 10/15/2007 | -- | 5.10 | -- | 460 | -- | -- | 4.0 | <1.0 | <1.0 | <3.0 | -- | -- | -- | 30 | ND | |
| MW-2 | 6/25/2024 | -- | -- | -- | -- | -- | -- | -- | -- | -- | -- | -- | -- | -- | -- | -- | Well could not be located |
| MW-3 | 10/15/2007 | -- | 5.01 | -- | 368 | -- | -- | <1.0 | <1.0 | <1.0 | <3.0 | -- | -- | -- | 16 | ND | |
| MW-3 | 6/25/2024 | 1639.93 | 4.40 | 1,635.53 | <100 | 102 J | 242 J | <1.00 | <1.00 | <1.00 | <3.00 | <1.00 | <0.0208 | <1.00 | 1.39 J | -- | |
| MW-3 | 9/16/2024 | 1639.93 | 5.94 | 1,633.99 | 37.8 B J | 82.3 J | <250 | <1.00 | <1.00 | <1.00 | <3.00 | <1.00 | <0.0204 | <1.00 | <2.00 | -- | |
| MW-4 | 6/25/2024 | 1639.69 | 4.18 | 1,635.51 | <100 | 91.8 J | 98.4 J | <1.00 | <1.00 | <1.00 | 0.181 J | <1.00 | <0.0206 | <1.00 | <2.00 | -- | |
| MW-4 | 9/16/2024 | 1639.69 | 5.69 | 1,634.00 | 44.2 B J | <200 | <250 | <1.00 | 3.58 | <1.00 | <3.00 | <1.00 | <0.0208 | <1.00 | <2.00 | -- | |
| MW-5 | 6/25/2024 | 1639.30 | 3.82 | 1,635.48 | <100 [<100] | <200 [72.1 J] | 109 J [122 J] | <1.00 [<1.00] | <1.00 [<1.00] | <1.00 [<1.00] | 0.222 J [<3.00] | <1.00 [<1.00 J4] | <0.0206 [<0.0206] | <1.00 [<1.00] | <2.00 [<2.00] | -- | |
| MW-5 | 9/16/2024 | 1639.30 | 5.29 | 1,634.01 | 35.4 B J [32.6 B J] | <200 [<200] | <250 [<250] | <1.00 [<1.00] | 0.657 J [0.747 J] | <1.00 [<1.00] | <3.00 [<3.00] | <1.00 [<1.00] | <0.0206 [<0.0200] | <1.00 [<1.00] | <2.00 [<2.00] | -- | |
| MW-6 | 6/25/2024 | 1640.37 | 5.32 | 1,635.05 | <100 | <200 Q | <250 Q | <1.00 | <1.00 | <1.00 | 0.308 J | <1.00 J4 | <0.0210 | <1.00 | <2.00 | -- | |
| MW-6 | 9/16/2024 | 1640.37 | 6.70 | 1,633.67 | 78.7 B J | 116 J | <250 | <1.00 | 31.8 | <1.00 | <3.00 | <1.00 | <0.0204 | <1.00 | <2.00 | -- | |
| MW-7 | 6/25/2024 | 1640.19 | 5.15 | 1,635.04 | <100 | 106 J | 87.8 J | <1.00 | <1.00 | <1.00 | 0.177 J | <1.00 J4 | <0.0210 | <1.00 | <2.00 | -- | |
| MW-7 | 9/16/2024 | 1640.19 | 6.70 | 1,633.49 | 33.2 B J | 87.3 J | <250 | <1.00 | 0.344 | <1.00 | <3.00 | <1.00 | <0.0200 | <1.00 | <2.00 | -- | |

Notes:

- Concentrations presented in µg/L
- GRO MTCA Method A CUL with benzene present is 800 µg/L and without is 1,000 µg/L
- BOLD/shaded** = Concentration is greater than the respective MTCA Method A CUL
- < BOLD** = RDL is greater than the respective MTCA Method A CUL

Acronyms and Abbreviations:

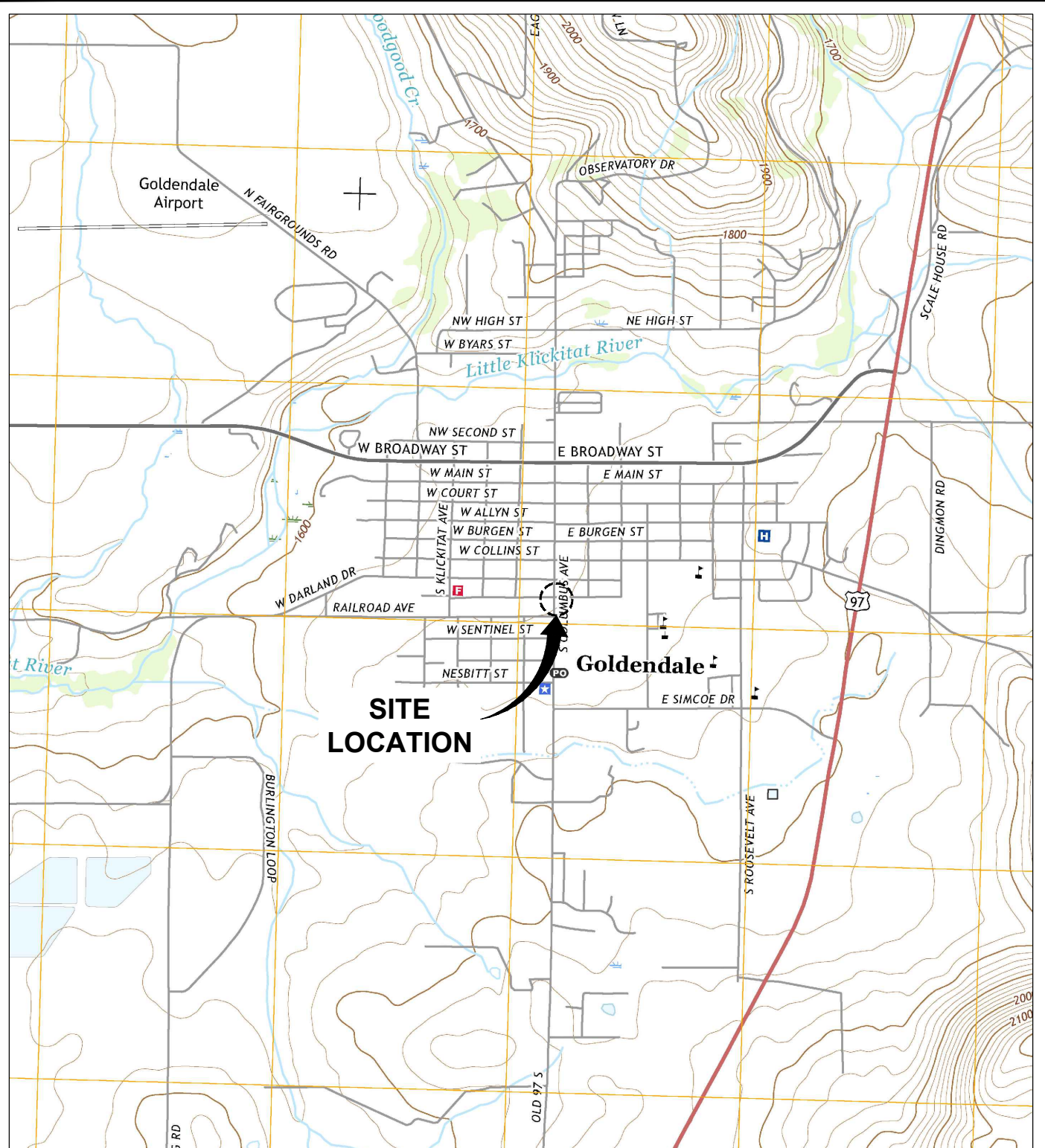
µg/L = micrograms per liter
 -- = not applicable, not available, or not analyzed
 < = constituent not detected above stated reported detection limit
 CUL = cleanup level
 DRO = diesel range organics
 DTW = depth to water in feet below top of casing
 EDB = ethylene dibromide
 EDC = 1,2-dichloroethane
 GRO = gasoline range organics
 GWE = groundwater elevation in feet relative to North American Datum of 1988
 HRO = heavy oil range organics
 ID = identification
 MTBE = methyl tert-butyl ether
 MTCA = Model Toxics Control Act
 ND = constituent not detected; reported detection limit not available
 RDL = reported detection limit
 TOC = top of casing in feet above North American Datum of 1988

Laboratory Qualifiers

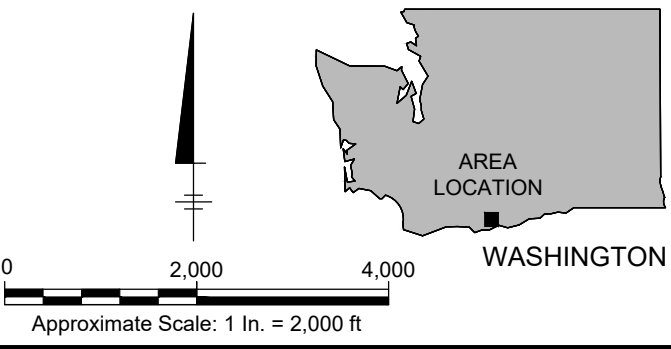
J = The identification of the analyte is acceptable; the reported value is an estimate.
 J4 = The associated batch QC was outside the established quality control range for accuracy
 Q = Sample was prepared and/or analyzed past holding time as defined in the method. Concentrations should be considered minimum values.
 B = The same analyte is found in the associated blank.

Figures

CITY: CITY DIV/GROUP/ENV_CAD DB:CAD
 C:\Users\kmt\685\DC\ACCDocs\Arcadis ACC US\IAUS-999999999-CHEV_375288_GOLDENDALE_WA\Project Files\10_WIP\101_ARC_ENV\2024\101-DWG\GEN-OFFSITE-FORMER JACKS GROCERY-2024-FIG01 SITE LOCATION.dwg LAYOUT: 1 SAVED: 6/26/2024 3:11 PM PLOTSTYLETABLE: PLTFULL.CTB
 PLOTTED: 6/26/2024 3:11 PM BY: K. MAHENDRA



SOURCE: BASEMAP USGS 7.5 MIN. TOPO. QUAD., GOLDENDALE, WASHINGTON 2017.

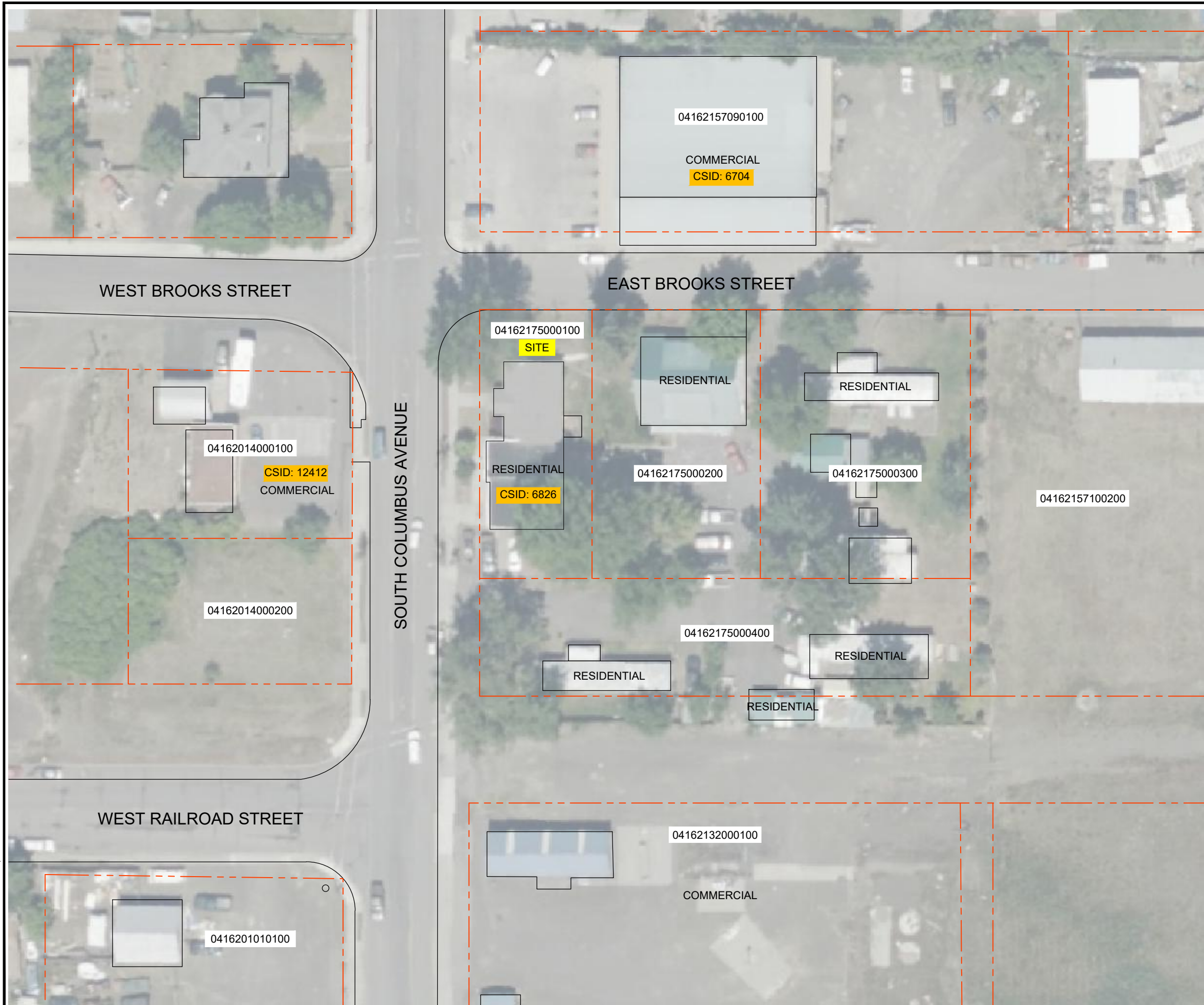


CHEVRON ENVIRONMENTAL MANAGEMENT COMPANY
 FORMER JACK'S GROCERY (CEMC FACILITY NO. LS115046)
 706 SOUTH COLUMBUS AVENUE
 GOLDENDALE, WASHINGTON

SITE LOCATION MAP



FIGURE
1



LEGEND:

04162175000200 PARCEL IDENTIFICATION NUMBER

--- APPROXIMATE PARCEL LINE

CSID: UNIQUE IDENTIFIER TO THE CLEAN UP SITE



NOTES:

- 1. ALL SITE FEATURES AND LOCATIONS ARE APPROXIMATE.

SOURCE:

© 2022 MICROSOFT © 2022 MAXAR © CNES (2022)
DISTRIBUTION AIRBUS DS



GRAPHIC SCALE

CHEVRON ENVIRONMENTAL MANAGEMENT COMPANY
FORMER JACK'S GROCERY (CEMC FACILITY NO. LS115046)
706 SOUTH COLUMBUS AVENUE
GOLDENDALE, WASHINGTON

SITE VICINITY MAP











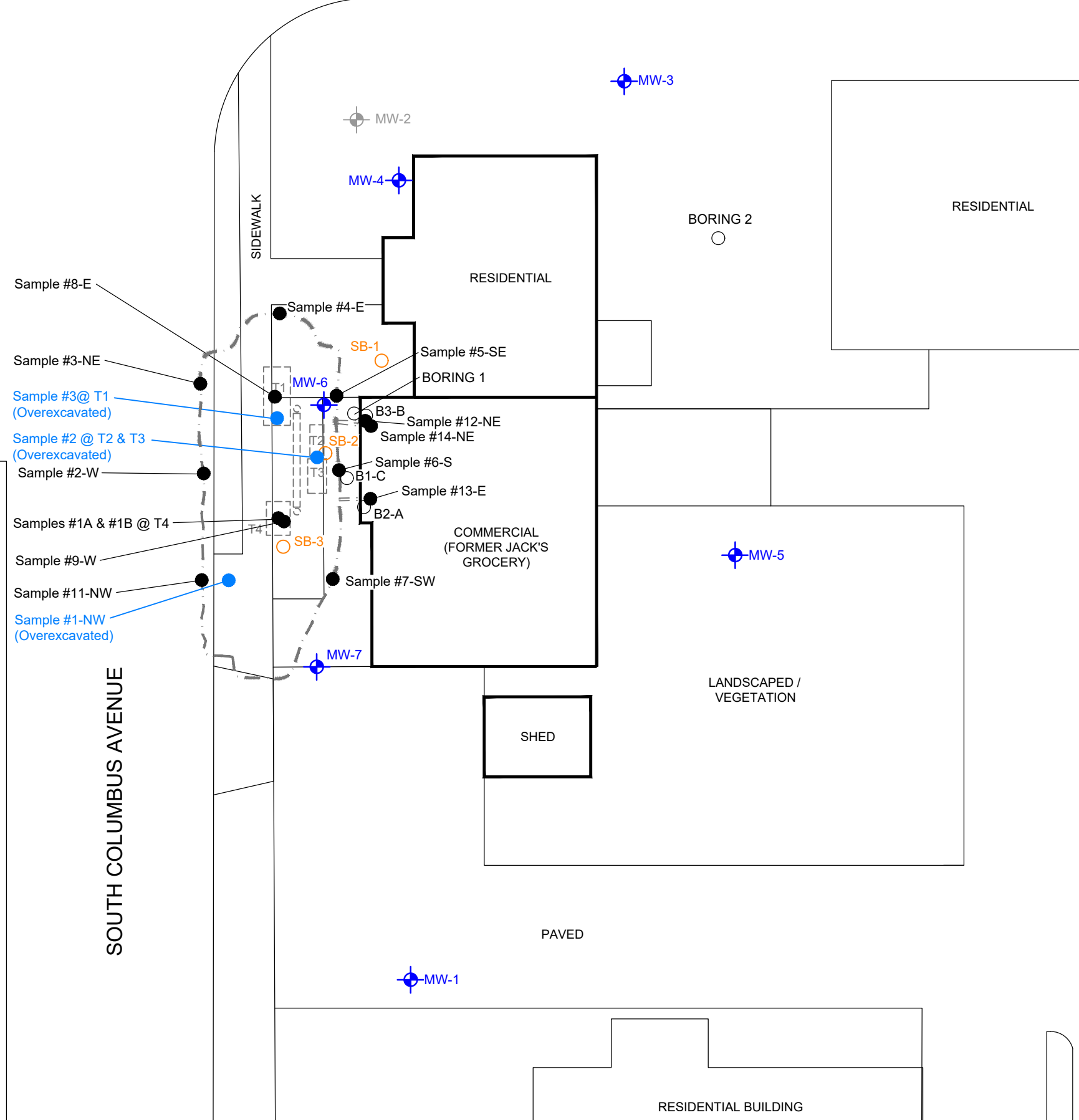
FIGURE

2

EAST BROOKS STREET

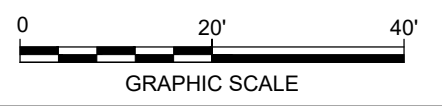
LEGEND:

-  MONITORING WELL
-  ABANDONED WELL
-  FORMER UNDERGROUND STORAGE TANK
-  FORMER EXCAVATION AREA (AUGUST 1992)
-  DISCRETE SOIL SAMPLE
-  SOIL BORING (1995 AND 2007)
-  SOIL BORING (2024)
-  OVEREXCAVATED SOIL SAMPLE



NOTE:

1. ALL SITE FEATURES AND LOCATIONS ARE APPROXIMATE.



CHEVRON ENVIRONMENTAL MANAGEMENT COMPANY
 FORMER JACK'S GROCERY (CEMC FACILITY NO. LS115046)
 706 SOUTH COLUMBUS AVENUE
 GOLDENDALE, WASHINGTON

SITE PLAN








FIGURE
3

C:\Users\ldlevins\OneDrive\Environmental\CAD Team - BIM\360 - OneDrive Sync Location\ALUS-9999999-CHEV-FMR-JACKS GROCERY-GOLDENDALE_WA10_WIP10T_ARC_ENV2024101-In Progress\01-DWG\GEN-OFFSITE-FORMER JACKS GROCERY-2024-FIG03-SITE PLAN.dwg LAYOUT: 4 SAVED: 11/7/2024 5:45 PM PAGES: 10 PLOT SETUP: PLOTSTYLETABLE: PLOTTED: 11/7/2024 5:46 PM BY: LOVING,JEFF

EAST BROOKS STREET

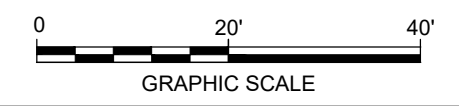
LEGEND:

-  MONITORING WELL
-  ABANDONED WELL
-  FORMER UNDERGROUND STORAGE TANK
-  FORMER EXCAVATION AREA (AUGUST 1992)
-  SOIL BORING (2024)
- < NOT DETECTED ABOVE THE LABORATORY REPORTING LIMIT OR METHOD DETECTION LIMIT
- [] DUPLICATE SAMPLE
- bgs BELOW GROUND SURFACE
- CUL CLEANUP LEVEL
- DRO DIESEL-RANGE ORGANICS
- GRO GASOLINE-RANGE ORGANICS
- HRO HEAVY-OIL-RANGE ORGANICS
- MTCA MODEL TOXICS CONTROL ACT
- B THE SAME ANALYTE IS FOUND IN THE ASSOCIATED BLANK
- J THE IDENTIFICATION OF THE ANALYTE IS ACCEPTABLE; VALUES ARE OUTSIDE UPPER RANGE FOR PRECISION

| MTCA Method A CULs | |
|--------------------|--------|
| GRO | 30/100 |
| DRO | 2,000 |
| HRO | 2,000 |
| Benzene | 0.03 |
| Toluene | 7 |
| Ethylbenzene | 6 |
| Total Xylenes | 9 |

NOTES:

1. ALL SITE FEATURES AND LOCATIONS ARE APPROXIMATE.
2. SAMPLE DEPTHS ARE IN FEET bgs
3. CONCENTRATIONS IN MILLIGRAMS PER KILOGRAM (mg/kg).
4. GRO MTCA METHOD A CUL WITH BENZENE PRESENT IS 30 mg/kg AND WITHOUT BENZENE PRESENT IS 100 mg/kg.



CHEVRON ENVIRONMENTAL MANAGEMENT COMPANY
FORMER JACK'S GROCERY (CEMC FACILITY NO. LS115046)
706 SOUTH COLUMBUS AVENUE
GOLDENDALE, WASHINGTON

SOIL ANALYTICAL RESULTS MAP



FIGURE
4

| MW-4 | | |
|---------------|-----------|-----------|
| Sample Date | 6/14/2024 | 6/14/2024 |
| Sample Depth | 4.50 | 8.00 |
| GRO | 1.90 B J | 1.42 B J |
| DRO | <1.75 | <4.16 |
| HRO | <4.39 | <4.16 |
| Benzene | <0.000793 | <0.000723 |
| Toluene | 0.00231 J | <0.00201 |
| Ethylbenzene | <0.00125 | <0.00114 |
| Total Xylenes | 0.00246 J | <0.0136 |

| SB-1 | | |
|---------------|-----------|-----------|
| Sample Date | 6/14/2024 | 6/14/2024 |
| Sample Depth | 6.00 | 9.00 |
| GRO | 1.69 B J | 2.65 B J |
| DRO | <1.71 | <1.47 |
| HRO | <4.29 | <3.67 |
| Benzene | <0.00077 | <0.000563 |
| Toluene | <0.00214 | <0.00157 |
| Ethylbenzene | <0.00121 | <0.000888 |
| Total Xylenes | <0.00145 | <0.00106 |

| MW-6 | | |
|---------------|-----------|-----------|
| Sample Date | 6/14/2024 | 6/14/2024 |
| Sample Depth | 6.00 | 8.00 |
| GRO | <1.27 | 1.65 B J |
| DRO | <1.61 | 3.64 J |
| HRO | <4.03 | 4.56 J |
| Benzene | <0.000698 | 0.00107 J |
| Toluene | 0.00232 J | 0.00815 |
| Ethylbenzene | <0.0011 | 0.00189 J |
| Total Xylenes | <0.00135 | 0.00711 J |

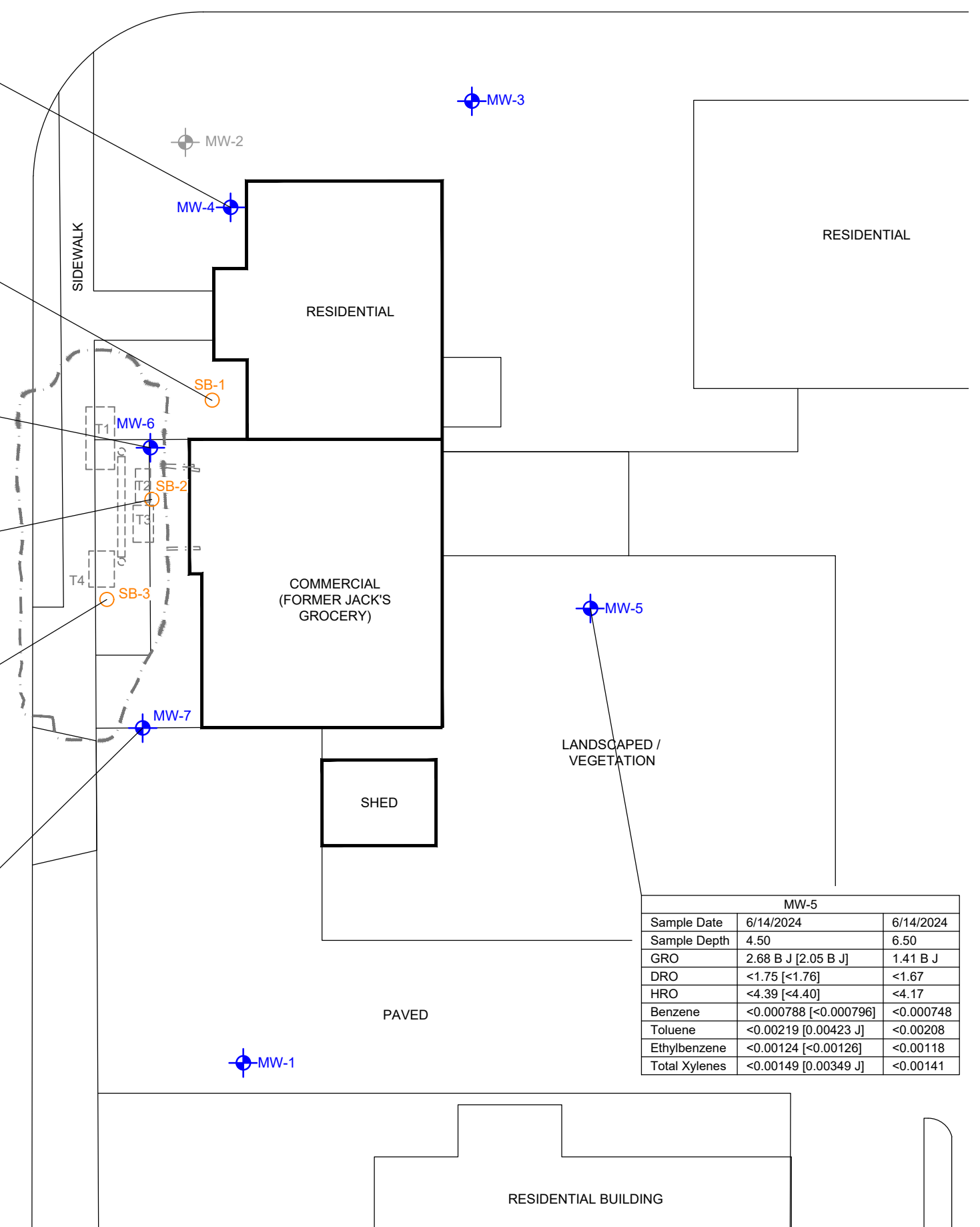
| SB-2 | | |
|---------------|-----------|-----------|
| Sample Date | 6/14/2024 | 6/14/2024 |
| Sample Depth | 5.00 | 8.00 |
| GRO | 1.56 B J | 2.40 B J |
| DRO | 11.6 | 7.1 |
| HRO | 71.4 | 4.60 J |
| Benzene | <0.000651 | <0.000680 |
| Toluene | 0.00225 J | 0.00611 J |
| Ethylbenzene | 0.00255 J | <0.00107 |
| Total Xylenes | 0.0163 | 0.00469 J |

| SB-3 | | |
|---------------|-----------|-----------|
| Sample Date | 6/14/2024 | 6/14/2024 |
| Sample Depth | 6.50 | 9.50 |
| GRO | <1.24 | 1.11 B J |
| DRO | 14.7 | <1.50 |
| HRO | 11.9 J | <3.76 |
| Benzene | <0.000684 | <0.000601 |
| Toluene | 0.00555 J | 0.00484 J |
| Ethylbenzene | <0.00108 | <0.000948 |
| Total Xylenes | 0.00307 J | 0.00270 J |

| MW-7 | | |
|---------------|----------------------|-----------|
| Sample Date | 6/14/2024 | 6/14/2024 |
| Sample Depth | 4.50 | 8.00 |
| GRO | 2.50 B J [2.19 B J] | <1.35 |
| DRO | <1.69 [1.83] | <1.68 |
| HRO | <4.24 [4.57] | 5.03 J |
| Benzene | <0.000748 [0.000856] | <0.000745 |
| Toluene | 0.00599 J [0.00241] | 0.00233 J |
| Ethylbenzene | <0.00118 [0.00137] | <0.00118 |
| Total Xylenes | 0.00455 [0.00137] | 0.00185 J |








| MW-5 | | |
|---------------|----------------------|-----------|
| Sample Date | 6/14/2024 | 6/14/2024 |
| Sample Depth | 4.50 | 6.50 |
| GRO | 2.68 B J [2.05 B J] | 1.41 B J |
| DRO | <1.75 [1.76] | <1.67 |
| HRO | <4.39 [4.40] | <4.17 |
| Benzene | <0.000788 [0.000796] | <0.000748 |
| Toluene | <0.00219 [0.00423 J] | <0.00208 |
| Ethylbenzene | <0.00124 [0.00126] | <0.00118 |
| Total Xylenes | <0.00149 [0.00349 J] | <0.00141 |

SOUTH COLUMBUS AVENUE



EAST BROOKS STREET

LEGEND:

-  MONITORING WELL
-  ABANDONED WELL
-  FORMER UNDERGROUND STORAGE TANK
-  FORMER EXCAVATION AREA (AUGUST 1992)
-  (1,635.53) GROUNDWATER ELEVATION IN FEET ABOVE NAVD 88
-  1635.40 GROUNDWATER ELEVATION CONTOUR (DASHED WHERE INFERRED)
-  INFERRED GROUNDWATER FLOW DIRECTION

NOTES:

1. ALL SITE FEATURES AND LOCATIONS ARE APPROXIMATE.
2. ALL THE RESULT VALUES ARE IN MICROGRAMS PER LITER (µg/L)
3. -- = NOT APPLICABLE, NOT AVAILABLE, OR NOT ANALYZED.
4. < = NOT DETECTED AT OR GREATER THAN THE LABORATORY REPORTING LIMIT OR LIMIT OF QUANTITATION.
5. [] = DUPLICATE SAMPLE.
6. J = THE IDENTIFICATION OF THE ANALYTE IS ACCEPTABLE; THE REPORTED VALUE IS AN ESTIMATE.
7. Q = SAMPLE WAS PREPARED AND/OR ANALYZED PAST HOLDING TIME AS DEFINED IN THE METHOD. CONCENTRATIONS SHOULD BE CONSIDERED MINIMUM VALUES.
8. TPH-GRO = TOTAL PETROLEUM HYDROCARBONS AS GASOLINE RANGE ORGANICS.
9. TPH-DRO = TOTAL PETROLEUM HYDROCARBONS AS DIESEL RANGE ORGANICS.
10. TPH-HRO = TOTAL PETROLEUM HYDROCARBONS AS HEAVY OIL RANGE ORGANICS.
11. CUL = CLEANUP LEVEL.
12. MTCA = MODEL TOXICS CONTROL ACT.



CHEVRON ENVIRONMENTAL MANAGEMENT COMPANY
FORMER JACK'S GROCERY (CEMC FACILITY NO. LS115046)
706 SOUTH COLUMBUS AVENUE
GOLDENDALE, WASHINGTON

GROUNDWATER ELEVATION CONTOUR AND ANALYTICAL RESULTS MAP
JUNE 25, 2024



| MW-4 | |
|----------------|-----------|
| Date | 6/25/2024 |
| TPH-GRO | <100 |
| TPH-DRO | 91.8 J |
| TPH-HRO | 98.4 J |
| Benzene | <1.00 |
| Toluene | <1.00 |
| Ethylbenzene | <1.00 |
| Total Xylenes | 0.181 J |
| Dissolved Lead | -- |
| Total Lead | <2.00 |

| MW-3 | |
|----------------|-----------|
| Date | 6/25/2024 |
| TPH-GRO | <100 |
| TPH-DRO | 102 J |
| TPH-HRO | 242 J |
| Benzene | <1.00 |
| Toluene | <1.00 |
| Ethylbenzene | <1.00 |
| Total Xylenes | <3.00 |
| Dissolved Lead | -- |
| Total Lead | 1.39 J |

| MW-6 | |
|----------------|-----------|
| Date | 6/25/2024 |
| TPH-GRO | <100 |
| TPH-DRO | <200 Q |
| TPH-HRO | <250 Q |
| Benzene | <1.00 |
| Toluene | <1.00 |
| Ethylbenzene | <1.00 |
| Total Xylenes | 0.308 J |
| Dissolved Lead | -- |
| Total Lead | <2.00 |

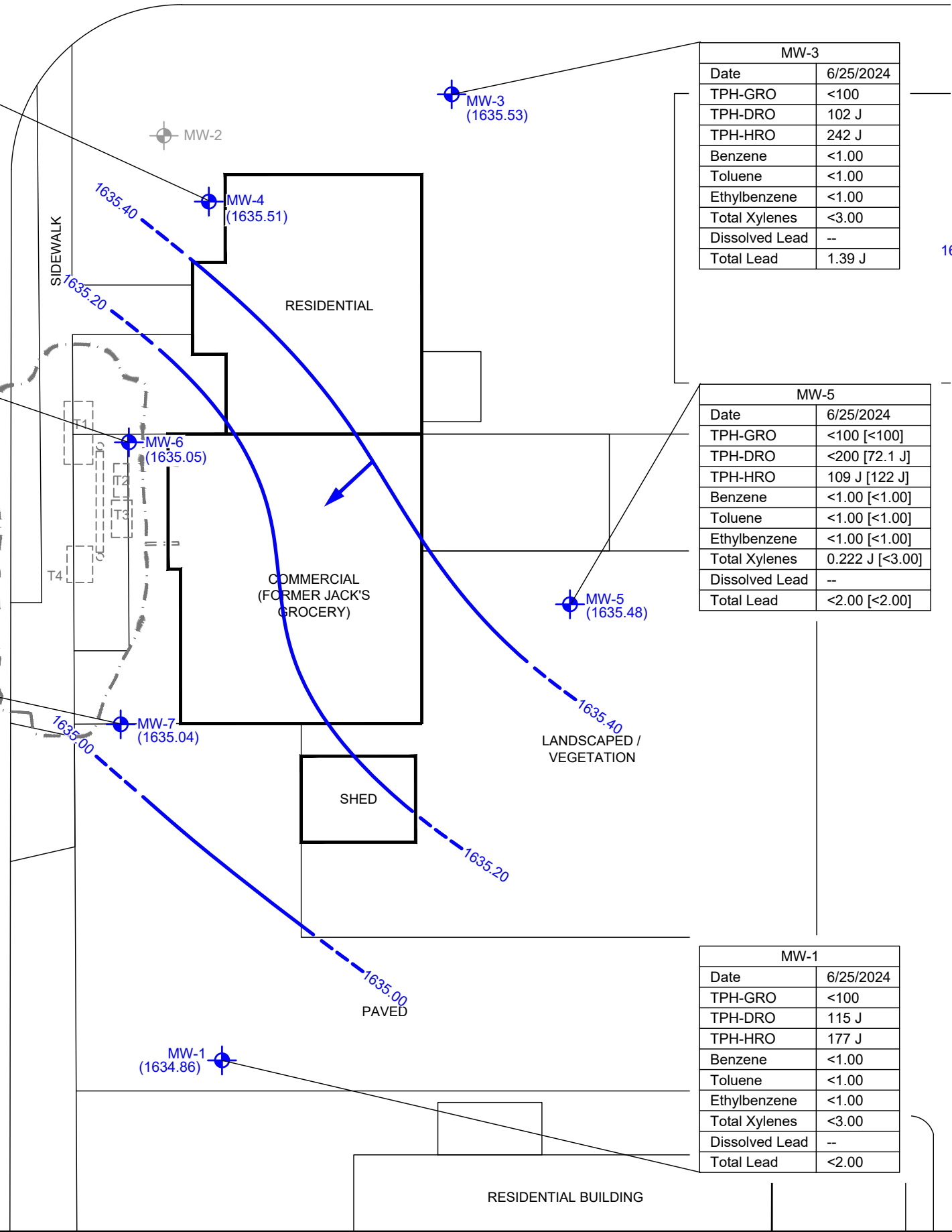
| MW-5 | |
|----------------|-----------------|
| Date | 6/25/2024 |
| TPH-GRO | <100 [<100] |
| TPH-DRO | <200 [72.1 J] |
| TPH-HRO | 109 J [122 J] |
| Benzene | <1.00 [<1.00] |
| Toluene | <1.00 [<1.00] |
| Ethylbenzene | <1.00 [<1.00] |
| Total Xylenes | 0.222 J [<3.00] |
| Dissolved Lead | -- |
| Total Lead | <2.00 [<2.00] |

| MW-7 | |
|----------------|-----------|
| Date | 6/25/2024 |
| TPH-GRO | <100 |
| TPH-DRO | 106 J |
| TPH-HRO | 87.8 J |
| Benzene | <1.00 |
| Toluene | <1.00 |
| Ethylbenzene | <1.00 |
| Total Xylenes | 0.177 J |
| Dissolved Lead | -- |
| Total Lead | <2.00 |

| MW-1 | |
|----------------|-----------|
| Date | 6/25/2024 |
| TPH-GRO | <100 |
| TPH-DRO | 115 J |
| TPH-HRO | 177 J |
| Benzene | <1.00 |
| Toluene | <1.00 |
| Ethylbenzene | <1.00 |
| Total Xylenes | <3.00 |
| Dissolved Lead | -- |
| Total Lead | <2.00 |

| Well ID | |
|---------------------------|-----------|
| MTCA Method A CUL in µg/L | |
| TPH-GRO | 800/1,000 |
| TPH-DRO | 500 |
| TPH-HRO | 500 |
| Benzene | 5 |
| Toluene | 1,000 |
| Ethylbenzene | 700 |
| Total Xylenes | 1,000 |
| Dissolved Lead | 15 |
| Total Lead | 15 |









SOUTH COLUMBUS AVENUE



C:\Users\jld\OneDrive\Environmental\CAD Team - BIM\380 - OneDrive Sync\Progress\01-DWG\GWM-202403-F06-CONTOURS.dwg LAYOUT: 6 SAVED: 11/8/2024 6:48 AM PAGESETUP: ---
 PLOTSTYLETABLE: --- PLOTTED: 11/8/2024 6:48 AM BY: LOVING, JEFF

EAST BROOKS STREET

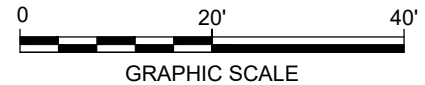
LEGEND:

-  MONITORING WELL
-  ABANDONED WELL
-  FORMER UNDERGROUND STORAGE TANK
-  FORMER EXCAVATION AREA (AUGUST 1992)
-  GROUNDWATER ELEVATION CONTOUR (DASHED WHERE INFERRED)
-  (1,634.01) GROUNDWATER ELEVATION IN FEET ABOVE NAVD 88
-  ← INFERRED GROUNDWATER FLOW DIRECTION
-  (DRY) WELL WAS DRY DURING GROUNDWATER MONITORING EVENT

| Well ID | |
|---------------------------|-----------|
| MTCA Method A CUL in µg/L | |
| TPH-GRO | 800/1,000 |
| TPH-DRO | 500 |
| TPH-HRO | 500 |
| Benzene | 5 |
| Toluene | 1,000 |
| Ethylbenzene | 700 |
| Total Xylenes | 1,000 |
| Total Lead | 15 |
| Dissolved Lead | 15 |

NOTES:

1. ALL SITE FEATURES AND LOCATIONS ARE APPROXIMATE.
2. ALL THE RESULT VALUES ARE IN MICROGRAMS PER LITER (µg/L)
3. -- = NOT APPLICABLE, NOT AVAILABLE, OR NOT ANALYZED.
4. < = NOT DETECTED AT OR GREATER THAN THE LABORATORY REPORTING LIMIT OR LIMIT OF QUANTITATION.
5. [] = DUPLICATE SAMPLE.
6. J = THE IDENTIFICATION OF THE ANALYTE IS ACCEPTABLE; THE REPORTED VALUE IS AN ESTIMATE.
7. B = THE SAME ANALYTE IS FOUND IN THE ASSOCIATED BLANK.
8. TPH-GRO = TOTAL PETROLEUM HYDROCARBONS AS GASOLINE RANGE ORGANICS.
9. TPH-DRO = TOTAL PETROLEUM HYDROCARBONS AS DIESEL RANGE ORGANICS.
10. TPH-HRO = TOTAL PETROLEUM HYDROCARBONS AS HEAVY OIL RANGE ORGANICS.
11. CUL = CLEANUP LEVEL.
12. MTCA = MODEL TOXICS CONTROL ACT.



CHEVRON ENVIRONMENTAL MANAGEMENT COMPANY
 FORMER JACK'S GROCERY (CEMC FACILITY NO. LS115046)
 706 SOUTH COLUMBUS AVENUE
 GOLDENDALE, WASHINGTON

**GROUNDWATER ELEVATION CONTOUR
 AND ANALYTICAL RESULTS MAP
 SEPTEMBER 16, 2024**



FIGURE
6

| MW-4 | |
|----------------|-----------|
| Date | 9/16/2024 |
| TPH-GRO | 44.2 B J |
| TPH-DRO | <200 |
| TPH-HRO | <250 |
| Benzene | <1.00 |
| Toluene | 3.58 |
| Ethylbenzene | <1.00 |
| Total Xylenes | <3.00 |
| Total Lead | <2.00 |
| Dissolved Lead | -- |

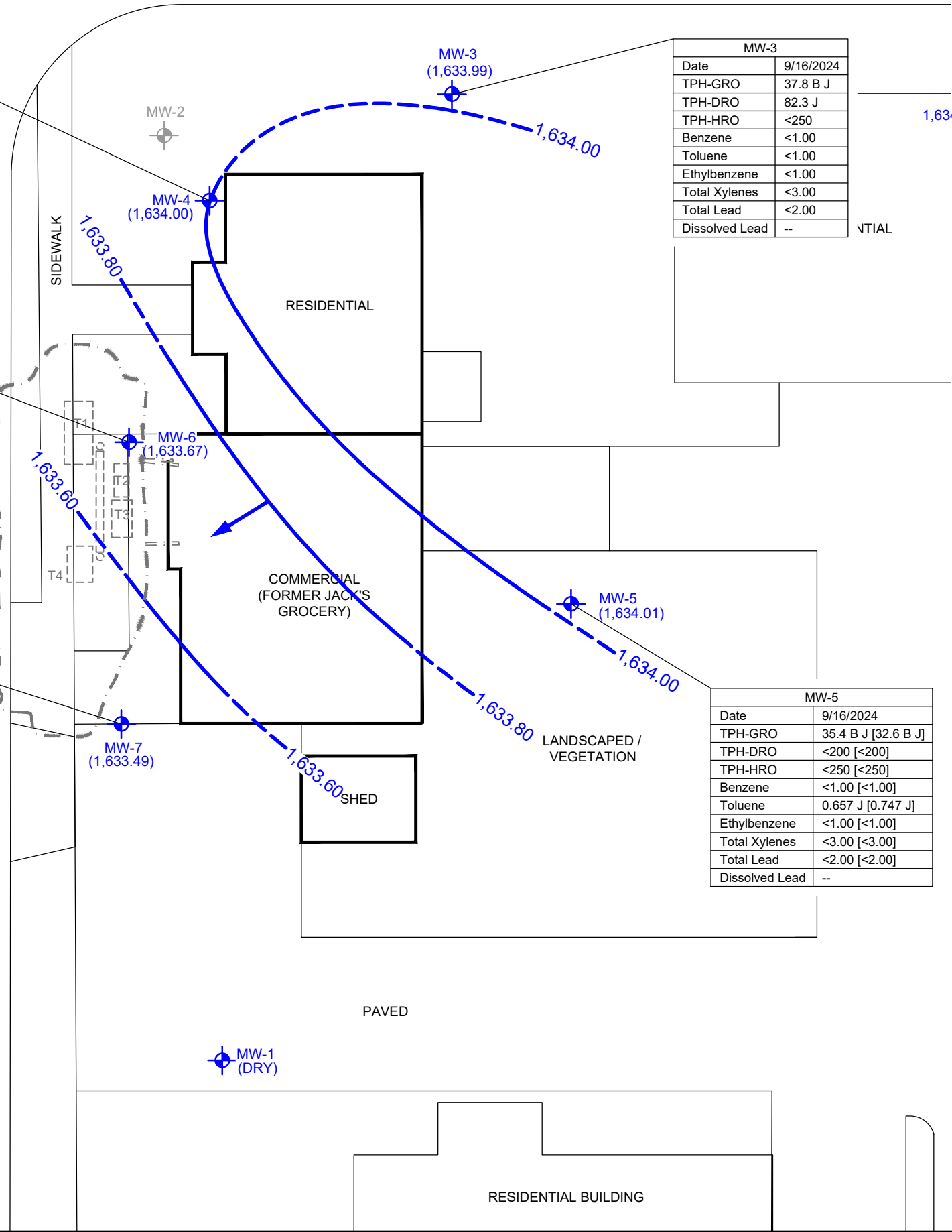
| MW-6 | |
|----------------|-----------|
| Date | 9/16/2024 |
| TPH-GRO | 78.7 B J |
| TPH-DRO | 116 J |
| TPH-HRO | <250 |
| Benzene | <1.00 |
| Toluene | 31.8 |
| Ethylbenzene | <1.00 |
| Total Xylenes | <3.00 |
| Total Lead | <2.00 |
| Dissolved Lead | -- |

| MW-7 | |
|----------------|-----------|
| Date | 9/16/2024 |
| TPH-GRO | 33.2 B J |
| TPH-DRO | 87.3 J |
| TPH-HRO | <250 |
| Benzene | <1.00 |
| Toluene | 0.344 |
| Ethylbenzene | <1.00 |
| Total Xylenes | <3.00 |
| Total Lead | <2.00 |
| Dissolved Lead | -- |

| MW-3 | |
|----------------|-----------|
| Date | 9/16/2024 |
| TPH-GRO | 37.8 B J |
| TPH-DRO | 82.3 J |
| TPH-HRO | <250 |
| Benzene | <1.00 |
| Toluene | <1.00 |
| Ethylbenzene | <1.00 |
| Total Xylenes | <3.00 |
| Total Lead | <2.00 |
| Dissolved Lead | -- |

| MW-5 | |
|----------------|---------------------|
| Date | 9/16/2024 |
| TPH-GRO | 35.4 B J [32.6 B J] |
| TPH-DRO | <200 [<200] |
| TPH-HRO | <250 [<250] |
| Benzene | <1.00 [<1.00] |
| Toluene | 0.657 J [0.747 J] |
| Ethylbenzene | <1.00 [<1.00] |
| Total Xylenes | <3.00 [<3.00] |
| Total Lead | <2.00 [<2.00] |
| Dissolved Lead | -- |

SOUTH COLUMBUS AVENUE



Appendix A

Boring Logs

Soil Boring and Construction Log

Client Name: Chevron Environmental Management Company Date Started: 06-11-2024 Logger: Elijah Daniel Joves
 Project Number: 30129539 Date Completed: 06-11-2024 Reviewer: Jeremy Wilson
 Project Name: Former Jack's Grocery Total Depth: 8.5 ft bgs

| Depth (feet) | Sample ID | Rec. (ft) | PID (ppm) | Blow Counts | Graphic | Description | Drilling Fluid and Notes | Construction Details |
|--------------|--------------------------|-----------|-----------|-------------|---------|--|----------------------------|----------------------|
| 0-1 | | | | | | (0-2.5 ft) SILT and CLAY, low plasticity, low plasticity, no dilatancy, no dilatancy; poorly sorted; dry to moist; medium stiff; 5YR 2.5/1 - black; no odor. | (0-5 ft) Soft dig cleared. | |
| 1-2 | | | | | | | | |
| 2-3 | | 5 | | | | (2.5-5 ft) SILT, medium to high plasticity, slow dilatancy; some clay, low to medium plasticity, slow dilatancy; little fine to medium sand, subangular to subround; poorly sorted; moist to wet; soft; 10R 4/3 - weak red; no odor. | | |
| 3-4 | | | | | | | | |
| 4-5 | MW-4-soil-4.5ft-06112024 | | | | | | | |
| 5-6 | | 1 | 0 | | | (5-6 ft) SILT, low plasticity, no dilatancy; little fine to medium sand, subangular to subround; little clay, low plasticity, no dilatancy; poorly sorted; wet; very soft; 10YR 3/2 - very dark grayish brown. | | |
| 6-7 | | 1 | 0 | | | (6-7 ft) SILT, low plasticity, no dilatancy; some clay, low plasticity, no dilatancy; poorly sorted; dry to moist; soft; 7.5R 2.5/1 - reddish black. | | |
| 7-8 | | 1 | 0 | | | (7-8 ft) SILT, no plasticity, no dilatancy; little fine sand, angular to subround; little clay, no plasticity, no dilatancy; dry to moist; medium stiff; 7.5R 4/3 - weak red. | | |
| 8-8.5 | MW-4-soil-8ft-06112024 | 0.5 | | | | (8-8.5 ft) SILT, no plasticity, no dilatancy; some granules, subangular to subround; poorly sorted; dry; very stiff; 7.5YR 5/4 - brown. | | |
| 8.5-10 | | | | | | 8.5 ft. bgs End of Boring | | |

Drilling Co.: Cascade Sampling Method: Auger
 Driller: Tim Watson Sampling Dimensions (ft): 5
 Drilling Method: Direct-Push First Encountered Water: NA
 Drill Rig: Geoprobe Static Water Level: NA
 Remarks: Well # BPW 536 Top of Casing Elev: NA
 Surface Elev: NA
 North Coord: NA
 East Coord: NA

SOIL BORING AND CONSTRUCTION LOG C:\USERS\SLEEPER\ONEDRIVE - ARCADIS\DOCUMENTS\MISCELLANEOUS PROJECTS\JACKS GROCERY\JACKS GROCERY BORING LOG TEMPLATE.GPJ GINT DATA TEMPLATE.GDT 11/21/24



Boring No.: MW-5

Soil Boring and Construction Log

Sheet: 1 of 1

Client Name: Chevron Environmental Management Company Date Started: 06-12-2024

Logger: Elijah Daniel Joves

Project Number: 30129539

Date Completed: 06-12-2024

Reviewer: Jeremy Wilson

Project Name: Former Jack's Grocery

Total Depth: 7.0 ft bgs

| Depth (feet) | Sample ID | Rec. (ft) | PID (ppm) | Blow Counts | Graphic | Description | Drilling Fluid and Notes | Construction Details |
|-------------------------|--|-----------|-----------|-------------|---------|---|----------------------------|---------------------------------|
| 1 | | | 0 | | | (0-2.5 ft) SILT, low to medium plasticity, no dilatancy; some fine sand, subangular to round; poorly sorted; moist; soft; 10YR 2/1 - black. | (0-5 ft) Soft dig cleared. | Concrete Bentonite Chips |
| 2 | | 5 | | | | | | 2" Sch. 40 PVC Casing |
| 3 | | | 0 | | | (2.5-5 ft) SILT and SAND, very fine to fine, subangular to subround, low plasticity, slow dilatancy; poorly sorted; moist to wet; soft; 10YR 4/2 - dark grayish brown. | | |
| 4 | | | | | | | | |
| 5 | MW-5-Soil-4.5ft-06122024 / DUP-2-Soil-06122024 | | | | | | | 2" 0.01-Slot Sch. 40 PVC Screen |
| 6 | | 1 | 0.3 | | | (5-6 ft) SILT, no to low plasticity, no dilatancy; little fine to coarse sand, subangular to subround; little granules, subangular to subround; poorly sorted; wet; soft; 10YR 3/2 - very dark grayish brown. | | |
| 7 | MW-5-Soil-6.5ft-06122024 | 1 | 0.2 | | | (6-7 ft) SILT, no to low plasticity, no dilatancy; some fine to medium sand, subangular to round; little small pebbles, subangular to round; poorly sorted; moist to wet; soft; 10YR 3/2 - very dark grayish brown. | | Sch. 40 PVC End Cap |
| 7 ft. bgs End of Boring | | | | | | | | |

Drilling Co.: Cascade

Sampling Method: Auger

Driller: Tim Watson

Sampling Dimensions (ft): 5

Drilling Method: Direct-Push

First Encountered Water: 5

Drill Rig: Geoprobe

Static Water Level: NA

Remarks: Well # BPW 539

Top of Casing Elev: NA

Surface Elev: NA

North Coord: NA

East Coord: NA

SOIL BORING AND CONSTRUCTION LOG C:\USERS\SLEEPER\DRIVE - ARCADIS\DOCUMENTS\MISCELLANEOUS PROJECTS\JACK'S GROCERY\JACK'S GROCERY BORING LOG TEMPLATE.GPJ GINT DATA TEMPLATE.GDT 11/19/24

Soil Boring and Construction Log

Client Name: Chevron Environmental Management Company Date Started: 06-11-2024 Logger: Elijah Daniel Joves
 Project Number: 30129539 Date Completed: 06-11-2024 Reviewer: Jeremy Wilson
 Project Name: Former Jack's Grocery Total Depth: 8.0 ft bgs

| Depth (feet) | Sample ID | Rec. (ft) | PID (ppm) | Blow Counts | Graphic | Description | Drilling Fluid and Notes | Construction Details |
|--------------|----------------------|-----------|-----------|-------------|---------|---|----------------------------|----------------------------------|
| 0-1 | | | 0 | | | (0-2.5 ft) SILT, no plasticity, no dilatancy; little small pebbles, angular to subround; little small cobbles, angular to subangular; little medium sand, subangular to subround; poorly sorted; dry; stiff; 5YR 2.5/1 - black. | (0-5 ft) Soft dig cleared. | Concrete Bentonite Chips |
| 1-2.5 | | 5 | | | | (2.5-5 ft) SILT, no plasticity, no dilatancy; some small to large cobbles, subangular to subround; little small to large pebbles, subangular to subround; little medium sand, angular to subangular; poorly sorted; moist; soft; 5YR 2.5/2 - dark reddish brown. | | |
| 2.5-3 | | | 0 | | | (3-5 ft) SILT, no plasticity, no dilatancy; little very fine to fine sand, subangular to subround; poorly sorted; moist; soft; 5YR 3/2 - dark reddish brown. | | |
| 3-5 | | 1 | 0 | | | (5-6 ft) SILT, no plasticity, no dilatancy; little very fine to fine sand, subangular to subround; poorly sorted; moist; soft; 5YR 3/2 - dark reddish brown. | | |
| 5-6 | MW-6-soil-6-06112024 | 1 | 0 | | | (6-7 ft) SILT and SAND, very fine to fine, subangular to subround, low plasticity, no dilatancy; poorly sorted; moist; soft; 5YR 3/2 - dark reddish brown. | | |
| 6-7 | MW-6-soil-8-06112024 | 1 | 0 | | | (7-8 ft) SILT, no to low plasticity, no dilatancy; some very fine to fine sand, subangular to subround; little small to medium pebbles, subangular to subround; little granules, subangular to subround; poorly sorted; moist; soft; 5Y 3/2 - dark olive gray, and 5YR 3/2 - dark reddish brown; no odor. | | |
| 7-8 | | | | | | 8 ft. bgs End of Boring | | |
| 8-10 | | | | | | | | Whole Grain Sand CAS #14808-60-7 |

Drilling Co.: Cascade Sampling Method: Auger
 Driller: Tim Watson Sampling Dimensions (ft): 5
 Drilling Method: Direct-Push First Encountered Water: NA
 Drill Rig: Geoprobe Static Water Level: NA
 Remarks: Well # BPW 537 Top of Casing Elev: NA
 Surface Elev: NA
 North Coord: NA
 East Coord: NA

SOIL BORING AND CONSTRUCTION LOG C:\USERS\SLEEPER\ONEDRIVE - ARCADIS\DOCUMENTS\MISCELLANEOUS PROJECTS\JACKS GROCERY\JACKS GROCERY BORING LOG TEMPLATE.GPJ GINT DATA TEMPLATE.GDT 11/19/24

Soil Boring and Construction Log

Client Name: Chevron Environmental Management Company Date Started: 06-12-2024 Logger: Elijah Daniel Joves
 Project Number: 30129539 Date Completed: 06-12-2024 Reviewer: Jeremy Wilson
 Project Name: Former Jack's Grocery Total Depth: 8.0 ft bgs

| Depth (feet) | Sample ID | Rec. (ft) | PID (ppm) | Blow Counts | Graphic | Description | Drilling Fluid and Notes | Construction Details |
|-------------------------|---|-----------|-----------|-------------|---------|--|----------------------------|---------------------------------|
| 0-1 | | | 0 | | | (0-2.5 ft) SILT, no plasticity, no dilatancy; some very fine to fine sand, subangular to subround; poorly sorted; dry to moist; soft; 10YR 3/1 - very dark gray. | (0-5 ft) Soft dig cleared. | Concrete Bentonite Chips |
| 1-2 | | 5 | | | | | | 2" Sch. 40 PVC Casing |
| 2-3 | | | 0 | | | (2.5-5 ft) SILT, no to low plasticity, no dilatancy; little very fine to fine sand, subangular to subround; poorly sorted; dry to moist; soft; 5YR 2.5/2 - dark reddish brown. | | |
| 3-4 | | | 0 | | | | | |
| 4-5 | MW-7-Soil-4.5ft-06122024 / DUP-1-06122024 | | | | | | | |
| 5-6 | | 1 | 0 | | | (5-6 ft) SILT, low to medium plasticity, no dilatancy; some very fine to fine sand, subround to round; poorly sorted; moist; soft; 10YR 2/2 - very dark brown. | | 2" 0.01-Slot Sch. 40 PVC Screen |
| 6-7 | | 1 | 0 | | | (6-7 ft) SILT, low plasticity, no dilatancy; some fine sand, subangular to subround; little small pebbles, subround to round; little granules, subround to round; poorly sorted; moist; soft; 10YR 4/2 - dark grayish brown, some 7.5R 4/4 - weak red. | | |
| 7-8 | MW-7-Soil-8ft-06122024 | 1 | 0 | | | (7-8 ft) SILT, no plasticity, no dilatancy; some small to large cobbles, subround; little fine to medium sand, subangular to subround; little small to medium pebbles, subangular to round; poorly sorted; dry; medium stiff; 2.5YR 2.5/1 - reddish black, some 7.5YR 4/4 - brown. | | Sch. 40 PVC End Cap |
| 8 ft. bgs End of Boring | | | | | | | | |
| 9 | | | | | | | | |
| 10 | | | | | | | | |

Drilling Co.: Cascade Sampling Method: Auger
 Driller: Tim Watson Sampling Dimensions (ft): 5
 Drilling Method: Direct-Push First Encountered Water: NA
 Drill Rig: Geoprobe Static Water Level: NA
 Remarks: Ecology Well Number: BPW 538 Top of Casing Elev: NA
 Surface Elev: NA
 North Coor: NA
 East Coor: NA

SOIL BORING AND CONSTRUCTION LOG C:\USERS\SLEEPER\ONEDRIVE - ARCADIS\DOCUMENTS\MISCELLANEOUS PROJECTS\JACKS GROCERY\JACKS GROCERY BORING LOG TEMPLATE.GPJ GINT DATA TEMPLATE.GDT 11/19/24



Boring No.: SB-1

Soil Boring and Construction Log

Sheet: 1 of 1

Client Name: Chevron Environmental Management Company Date Started: 06-11-2024

Logger: Elijah Daniel Joves

Project Number: 30129539 Date Completed: 06-11-2024

Reviewer: Jeremy Wilson

Project Name: Former Jack's Grocery

Total Depth: 9.0 ft bgs

| Depth (feet) | Sample ID | Rec. (ft) | PID (ppm) | Blow Counts | Graphic | Description | Drilling Fluid and Notes | Construction Details | |
|--------------|-------------------------|-----------|-----------|-------------|---------|---|----------------------------|----------------------|--|
| 0-1 | | | 0 | | | (0-2.5 ft) SILT, low plasticity, no dilatancy; little very fine sand, subangular to subround; poorly sorted; dry to moist; soft; 5YR 4/2 - dark reddish gray. | (0-5 ft) Soft dig cleared. | Backfill | |
| 1-2 | | 5 | | | | | | | |
| 2-3 | | | 0 | | | (2.5-5 ft) SILT, medium to high plasticity, no dilatancy; little clay, medium to high plasticity, no dilatancy; little very fine to fine sand, subangular to subround; poorly sorted; moist; soft; 5YR 2.5/2 - dark reddish brown. | | | |
| 3-4 | | | | | | | | | |
| 4-5 | | | 0 | | | | | | |
| 5-6 | | 1 | 0 | | | (5-6 ft) SILT, low to medium plasticity, no dilatancy; little very fine to fine sand, subangular to subround; dry to moist; soft; 7.5R 3/2 - dusky red. | | | |
| 6-7 | SB-1-soil-6-06112024 | 1 | 0.2 | | | (6-7 ft) SILT, low to medium plasticity, no dilatancy; little clay, no to low plasticity, no dilatancy; little very fine to fine sand, subangular to subround; poorly sorted; moist; soft; 7.5R 4/3 - weak red. | | | |
| 7-8 | | 1 | 0.1 | | | (7-8 ft) SILT, low plasticity, no dilatancy; little very fine to fine sand, subangular to subround; little clay, low plasticity, no dilatancy; poorly sorted; dry to moist; medium stiff; 5YR 3/2 - dark reddish brown. | | | |
| 8-9 | SB-1-soil-8-06112024 | 1 | 0 | | | (8-9 ft) SILT, no plasticity, no dilatancy; some granules, subangular to subround; little fine to medium sand, angular to subangular; little small pebbles, angular to subangular; poorly sorted; dry; stiff; 7.5R 2.5/1 - reddish black. | | | |
| 9-10 | 9 ft. bgs End of Boring | | | | | | | | |

Drilling Co.: Cascade

Sampling Method: Auger

Driller: Tim Watson

Sampling Dimensions (ft): 5

Drilling Method: Direct-Push

First Encountered Water: NA

Drill Rig: Geoprobe

Static Water Level: NA

Remarks:

Top of Casing Elev: NA

Surface Elev: NA

North Coord: NA

East Coord: NA

SOIL BORING AND CONSTRUCTION LOG C:\USERS\SLEEPER\ONEDRIVE - ARCADIS\DOCUMENTS\MISCELLANEOUS PROJECTS\JACKS GROCERY\BORING LOG TEMPLATE.GPJ GINT DATA TEMPLATE.GDT 11/19/24

Soil Boring and Construction Log

Client Name: Chevron Environmental Management Company Date Started: 06-11-2024 Logger: Elijah Daniel Joves
 Project Number: 30129539 Date Completed: 06-11-2024 Reviewer: Jeremy Wilson
 Project Name: Former Jack's Grocery Total Depth: 8.0 ft bgs

| Depth (feet) | Sample ID | Rec. (ft) | PID (ppm) | Blow Counts | Graphic | Description | Drilling Fluid and Notes | Construction Details |
|-------------------------|------------------------|-----------|-----------|-------------|---------|---|----------------------------|----------------------|
| 1 | | | 0 | | | (0-2.5 ft) SILT, no plasticity, no dilatancy; little fine sand, subangular to subround; little small to large cobbles, subangular to subround; little small to large pebbles, angular to subangular; little granules, angular to subround; poorly sorted; dry to moist; soft; 2.5Y 2.5/1 - black. | (0-5 ft) Soft dig cleared. | Backfill |
| 2 | | 5 | | | | | | |
| 3 | | | 0 | | | (2.5-5 ft) SILT, low plasticity, no dilatancy; some granules, angular to subangular; little fine to medium sand, subangular to subround; poorly sorted; moist; soft; 5YR 2.5/2 - dark reddish brown. | | |
| 4 | | | | | | | | |
| 5 | SB-2-soil-4.5-06112024 | | | | | | | |
| 6 | | 0.83 | 0 | | | (5-6 ft) SAND and SILT, fine to medium, subangular to subround, low plasticity, no dilatancy; poorly sorted; moist; medium dense; 5YR 3/2 - dark reddish brown. | | |
| 7 | | 1 | 0 | | | (6-7 ft) SILT and SAND, fine to medium, subangular to subround, no to low plasticity, no dilatancy; poorly sorted; moist; soft; 5YR 3/2 - dark reddish brown. | | |
| 8 | SB-2-soil-7-06112024 | 0.92 | 0 | | | (7-8 ft) SILT and SAND, very fine to fine, subangular to subround, medium plasticity, no dilatancy; poorly sorted; moist; soft; 5YR 3/1 - very dark gray. | | |
| 8 ft. bgs End of Boring | | | | | | | | |
| 9 | | | | | | | | |
| 10 | | | | | | | | |

| | |
|-------------------------------------|------------------------------------|
| Drilling Co.: <u>Cascade</u> | Sampling Method: <u>Auger</u> |
| Driller: <u>Tim Watson</u> | Sampling Dimensions (ft): <u>5</u> |
| Drilling Method: <u>Direct-Push</u> | First Encountered Water: <u>NA</u> |
| Drill Rig: <u>Geoprobe</u> | Static Water Level: <u>NA</u> |
| Remarks: _____ | Top of Casing Elev: <u>NA</u> |
| _____ | Surface Elev: <u>NA</u> |
| _____ | North Coord: <u>NA</u> |
| _____ | East Coord: <u>NA</u> |

SOIL BORING AND CONSTRUCTION LOG C:\USERS\SLEEPER\ONEDRIVE - ARCADIS\DOCUMENTS\MISCELLANEOUS PROJECTS\JACKS GROCERY\JACKS GROCERY BORING LOG TEMPLATE.GPJ GINT DATA TEMPLATE.GDT 11/19/24

Soil Boring and Construction Log

Client Name: Chevron Environmental Management Company Date Started: 06-11-2024 Logger: Elijah Daniel Joves
 Project Number: 30129539 Date Completed: 06-12-2024 Reviewer: Jeremy Wilson
 Project Name: Former Jack's Grocery Total Depth: 10.0 ft bgs

| Depth (feet) | Sample ID | Rec. (ft) | PID (ppm) | Blow Counts | Graphic | Description | Drilling Fluid and Notes | Construction Details |
|--------------|--------------------------|-----------|-----------|-------------|---------|---|----------------------------|----------------------|
| 0-1 | | | 0 | | | (0-2.5 ft) SILT, no to low plasticity, no dilatancy; little fine sand, angular to subangular; little small pebbles, subround to round; little granules, subangular to subround; poorly sorted; moist; soft; 2.5YR 3/3 - dark reddish brown. | (0-5 ft) Soft dig cleared. | Backfill |
| 1-2 | | 5 | | | | | | |
| 2-3 | | | 0 | | | (2.5-5 ft) SILT, no to low plasticity, no dilatancy; little fine sand, subangular to subround; little small to medium pebbles, subround to round; little granules, subround to round; poorly sorted; moist; soft; 2.5YR 3/4 - dark reddish brown. | | |
| 3-4 | | | | | | | | |
| 4-5 | SB-3-soil-4.5-06112024 | | | | | | | |
| 5-6 | | 0 | 0 | | | (5-6 ft) SILT, no plasticity, no dilatancy; some fine sand, subangular to subround; poorly sorted; moist; soft; 10YR 2/2 - very dark brown. | | Bentonite Chips |
| 6-7 | | 0.08 | 0 | | | (6-7 ft) SILT, no plasticity, no dilatancy; some very fine to fine sand, subround to round; little small pebbles, subangular; poorly sorted; moist; soft; 10YR 3/2 - very dark grayish brown. | | |
| 7-8 | | 1 | 0 | | | (7-8 ft) SILT, no plasticity, no dilatancy; little very fine to fine sand, subround to round; little granules, subround to round; poorly sorted; moist to wet; soft; 10YR 2/1 - black. | | |
| 8-9 | | 1 | 0 | | | (8-9 ft) SILT, no plasticity, no dilatancy; little fine sand, subangular to subround; little granules, subangular to round; poorly sorted; dry to moist; soft; 10YR 3/1 - very dark gray. | | |
| 9-10 | SB-3-Soil-9.5ft-06122024 | 1 | 0 | | | (9-10 ft) SILT, no plasticity, no dilatancy; little small pebbles, subround to round; little very fine to fine sand, subangular to subround; little granules, subround to round; poorly sorted; dry; soft; 10YR 3/2 - very dark grayish brown. | | |
| 10 | | | | | | 10 ft. bgs End of Boring | | |

Drilling Co.: Cascade Sampling Method: Auger
 Driller: Tim Watson Sampling Dimensions (ft): 5
 Drilling Method: Direct-Push First Encountered Water: NA
 Drill Rig: Geoprobe Static Water Level: NA
 Remarks: _____ Top of Casing Elev: NA
 _____ Surface Elev: NA
 _____ North Coord: NA
 _____ East Coord: NA

SOIL BORING AND CONSTRUCTION LOG C:\USERS\SLEEPER\ONEDRIVE - ARCADIS\DOCUMENTS\MISCELLANEOUS PROJECTS\JACKS GROCERY\JACKS GROCERY BORING LOG TEMPLATE.GPJ GINT DATA TEMPLATE.GDT 11/19/24

Appendix B

Groundwater Monitoring Field Data Sheets

BLAINE

TECH SERVICES INC.

GROUNDWATER SAMPLING SPECIALISTS
SINCE 1985

July 9, 2024

ARCADIS
Jeremy Wilson
320 Commerce, Suite 200
Irvine, CA 92602, CA

Second Quarter 2024 Monitoring at
Site Number LS-115046
706 S Columbus St
Goldendale, WA

Monitoring performed on June 25, 2024

Blaine Tech Services, Inc. Groundwater Monitoring Event 240625-MH1

This submission covers the routine monitoring of groundwater wells conducted on June 25, 2024 at this location. Six monitoring wells were measured for depth to groundwater (DTW) and presence of separate-phase hydrocarbons (SPH). Six monitoring wells were sampled. All sampling activities were performed in accordance with local, state and federal guidelines.

Water levels and separate-phase measurements were collected using an electronic water level meter or oil-water interface detector. All sampled wells were sampled utilizing the Low-flow Sampling Method. Purging was accomplished using peristaltic pumps, bladder pumps, electric submersible pumps, positive air-displacement pumps. All reused equipment was decontaminated with de-ionized water and Liquinox or equivalent.

Samples were delivered under chain-of-custody to Pace Analytical for analysis. Monitoring well purgewater and equipment rinsate water was collected and transported under bill of lading to Blaine Tech Services, Inc.'s yard in Auburn, WA, and bulked for future transportation (within 90 days) under non-hazardous manifest for disposal at Evoqua Water Technologies, a licensed facility.

Enclosed documentation from this event includes copies of the Well Gauging Sheet, Well Monitoring Data Sheets, Bill of lading, and Chain-of-Custody.

Second Quarter 2024 Groundwater Monitoring at Chevron LS-115046 706 S Columbus St, Goldendale, WA

SAN JOSE SACRAMENTO LOS ANGELES SAN DIEGO SEATTLE
1680 ROGERS AVENUE SAN JOSE, CA (408) 573-0555 FAX (408) 573-7771 LIC. 746684 WWW.BLAINETECH.COM

Blaine Tech Services, Inc.'s activities at this site consisted of objective data and sample collection only. No interpretation of analytical results, defining of hydrogeologic conditions or formulation of recommendations was performed.

Please call if you have any questions.

Thank you,



Lee Bures
Blaine Tech Services, Inc
Project Manager

attachments: Well Gauging Sheet
Individual Well Monitoring Data Sheets
Chain of Custody Forms
Wellhead Inspection Form
Bill of lading

Second Quarter 2024 Groundwater Monitoring at Chevron LS-115046 706 S Columbus St, Goldendale, WA

SAN JOSE SACRAMENTO LOS ANGELES SAN DIEGO SEATTLE
1680 ROGERS AVENUE SAN JOSE, CA (408) 573-0555 FAX (408) 573-7771 LIC. 746684 WWW.BLAINETECH.COM



Groundwater Gauging Log

| Project Number | 30129539 | | | | | | | |
|---------------------------|------------------------|--------------|-----------------------------|---------------------------|----------------------|-------------------|---------------------|----------|
| Client: | Chevron | | | | | | | |
| Site ID: | LS-115046 | | | | | | | |
| Site Location: | Goldendale, Washington | | | | | | | |
| Measuring Point: | Top of Casing | | | | | | | |
| Date(s): | 06/25/2024 | | | | | | | |
| Sampler(s): | Aimee Rike | | | | | | | |
| Gauging Equipment: | Water Level Meter | | | | | | | |
| Well ID | Date | Gauging Time | Static Water Level (ft bmp) | Depth to Product (ft bmp) | Total Depth (ft bmp) | PID Reading (ppm) | LNAPL Removed (gal) | Comments |
| MW-1 | 06/25/2024 | 11:27 | 4.69 | ND | 6.24 | -- | -- | -- |
| MW-3 | 06/25/2024 | 11:45 | 4.40 | ND | 7.75 | -- | -- | -- |

ft-bmp = feet below measuring point

ND = Not Detected

PID = Photoionization Detector Reading

ppm = parts per million

-- = Not Recorded

WELL GAUGING DATA

Project # 240625-M41 Date 06/25/24 Client ARCADIS

Site 706 S COLUMBUS ST., GOLDENDALE, WA

| Well ID | Time | Well Size (in.) | Sheen / Odor | Depth to Immiscible Liquid (ft.) | Thickness of Immiscible Liquid (ft.) | Volume of Immiscibles Removed (ml) | Depth to water (ft.) | Depth to well bottom (ft.) | Survey Point: TOB or <u>FOC</u> | Notes |
|---------|------|-----------------|--------------|----------------------------------|--------------------------------------|------------------------------------|----------------------|----------------------------|---------------------------------|-------|
| MW-1 | 1127 | 2 | - | - | - | - | 4.69 | 6.24 | ↓ | |
| MW-3 | 1145 | 2 | - | - | - | - | 4.40 | 7.75 | | |
| MW-4 | 1141 | 2 | - | - | - | - | 4.18 | 8.22 | | |
| MW-5 | 1122 | 2 | - | - | - | - | 3.82 | 7.20 | | |
| MW-6 | 1137 | 2 | - | - | - | - | 5.32 | 8.20 | | |
| MW-7 | 1132 | 2 | - | - | - | - | 5.15 | 7.95 | | |
| | | | | | | | | | | |
| | | | | | | | | | | |
| | | | | | | | | | | |
| | | | | | | | | | | |
| | | | | | | | | | | |
| | | | | | | | | | | |
| | | | | | | | | | | |
| | | | | | | | | | | |
| | | | | | | | | | | |

| | | | | | | |
|---------------------------------------|------------------------|---------------------------------------|------------|------------------------------|-----------------|-------------------------------------|
| Project Number | 30129539 | Well ID | MW-1 | Date | 6/25/2024 | |
| Site Location | Goldendale, Washington | Site ID | LS-115046 | Weather (°F) | Clear | Sampled by Aimee Rike |
| Measuring Point Description | Top of Casing | Screen Depth Interval (ft-bmp) | 4.9 to 6.7 | Casing Diameter (in.) | 2 | Well Casing Material |
| Static Water Level (ft-bmp) | 4.69 | Total Depth (ft-bmp) | 6.24 | Water Column (ft) | 1.55 | Gallons in Well 0.25 |
| Water Quality Meter Make/Model | Hanna HI 98129 | Purge Method | Low-Flow | Collection Type | Grab | |
| Sample Time | 15:01 | Well Volumes Purged | 3.17 | Sample ID | MW-1-W-20240625 | Purge Equipment Peristaltic |
| Purge Start | 14:43 | Gallons Purged | 0.79 | Duplicate ID | -- | Sample Equipment Peristaltic |
| Purge End | 15:00 | Total Purge Time (h:m) | 0:17 | | | |

| Time | Rate (ml/min) | Depth to Water (ft) | pH (standard units) | Conductivity (mS/cm) | Turbidity (NTU) | Dissolved Oxygen (mg/L) | Temperature (°C) | Redox (mV) | Appearance | |
|-------|---------------|---------------------|---------------------|----------------------|-----------------|-------------------------|------------------|------------|------------|------|
| | | | | | | | | | Color | Odor |
| 14:46 | 200 | 4.7 | 6.76 | 0.351 | 4.0 | 2.02 | 26.68 | 86.2 | -- | -- |
| 14:49 | 200 | 4.73 | 6.70 | 0.349 | 3.0 | 1.91 | 26.45 | 82.3 | -- | -- |
| 14:52 | 200 | 4.75 | 6.67 | 0.351 | 2.0 | 1.86 | 25.86 | 78.6 | -- | -- |
| 14:55 | 200 | 4.76 | 6.63 | 0.348 | 2.0 | 1.81 | 25.66 | 74.8 | -- | -- |
| 14:58 | 200 | 4.77 | 6.61 | 0.349 | 2.0 | 1.77 | 25.65 | 70.7 | -- | -- |

Comments: None

Well Casing Volume Conversion

Well diameter (in.) = 1 = 0.04 1.5 = 0.09 2.5 = 0.26 3.5 = 0.50 6 = 1.47
 gallons per foot 1.25 = 0.06 2 = 0.16 3 = 0.37 4 = 0.65

Sample Information

Sample ID: MW-1-W-20240625 Sample Time: 15:01 Sample Depth (ft-bmp) (e.g. pump intake): 5.5
 Analytes and Methods: See Chain-of-Custody. Depth to Water at Time of Sampling: 4.77

ft-bmp = feet below measuring point
 in. = inches
 ft = feet
 mL/min = milliliters per minute

mS/cm = milliSiemens per centimeter
 NTU = Nephelometric Turbidity Unit
 mg/L = milligrams per liter
 PVC = Polyvinyl Chloride

mV = millivolts
 °F = degrees Fahrenheit
 °C = degrees Celsius
 -- = Not Recorded

| | | | | | | | |
|---------------------------------------|------------------------|---------------------------------------|------------|------------------------------|-----------------|-----------------------------|-------------|
| Project Number | 30129539 | Well ID | MW-3 | Date | 6/25/2024 | | |
| Site Location | Goldendale, Washington | Site ID | LS-115046 | Weather (°F) | Clear | Sampled by | Aimee Rike |
| Measuring Point Description | Top of Casing | Screen Depth Interval (ft-bmp) | 4.5 to 8.3 | Casing Diameter (in.) | 2 | Well Casing Material | |
| Static Water Level (ft-bmp) | 4.4 | Total Depth (ft-bmp) | 7.75 | Water Column (ft) | 3.35 | Gallons in Well | 0.54 |
| Water Quality Meter Make/Model | Hanna HI 98129 | Purge Method | Low-Flow | Collection Type | | Grab | |
| Sample Time | 12:05 | Well Volumes Purged | 1.47 | Sample ID | MW-3-W-20240625 | Purge Equipment | Peristaltic |
| Purge Start | 11:47 | Gallons Purged | 0.79 | Duplicate ID | -- | Sample Equipment | Peristaltic |
| Purge End | 12:04 | Total Purge Time (h:m) | 0:17 | | | | |

| Time | Rate (ml/min) | Depth to Water (ft) | pH (standard units) | Conductivity (mS/cm) | Turbidity (NTU) | Dissolved Oxygen (mg/L) | Temperature (°C) | Redox (mV) | Appearance | |
|-------|---------------|---------------------|---------------------|----------------------|-----------------|-------------------------|------------------|------------|------------|------|
| | | | | | | | | | Color | Odor |
| 11:50 | 200 | 4.4 | 6.36 | 0.567 | 31.0 | 2.26 | 25.96 | 128 | -- | -- |
| 11:53 | 200 | 4.42 | 6.25 | 0.581 | 27.0 | 2.21 | 23.53 | 123.4 | -- | -- |
| 11:56 | 200 | 4.44 | 6.30 | 0.577 | 26.0 | 2.18 | 20.77 | 118.8 | -- | -- |
| 11:59 | 200 | 4.45 | 6.28 | 0.572 | 26.0 | 2.10 | 20.97 | 114.7 | -- | -- |
| 12:02 | 200 | 4.45 | 6.27 | 0.574 | 27.0 | 2.06 | 20.60 | 111.1 | -- | -- |

Comments: None

Well Casing Volume Conversion

Well diameter (in.) = 1 = 0.04 1.5 = 0.09 2.5 = 0.26 3.5 = 0.50 6 = 1.47
 gallons per foot 1.25 = 0.06 2 = 0.16 3 = 0.37 4 = 0.65

Sample Information

Sample ID: MW-3-W-20240625 Sample Time: 12:05 Sample Depth (ft-bmp) (e.g. pump intake): 6
 Analytes and Methods: See Chain-of-Custody. Depth to Water at Time of Sampling: 4.46

ft-bmp = feet below measuring point
 in. = inches
 ft = feet
 mL/min = milliliters per minute

mS/cm = milliSiemens per centimeter
 NTU = Nephelometric Turbidity Unit
 mg/L = milligrams per liter
 PVC = Polyvinyl Chloride

mV = millivolts
 °F = degrees Fahrenheit
 °C = degrees Celsius
 -- = Not Recorded

LOW FLOW WELL MONITORING DATA SHEET

| | |
|---|--|
| Project #: 240625-MW1 | Client: ARCADIS |
| Sampler: MH | Gauging Date: 06/25/24 |
| Well I.D.: MW-7 | Well Diameter (in.): <input checked="" type="radio"/> 3 <input type="radio"/> 4 <input type="radio"/> 6 <input type="radio"/> 8 _____ |
| Total Well Depth (ft.): 7.95 | Depth to Water (ft.): 5.15 |
| Depth to Free Product: _____ | Thickness of Free Product (feet): _____ |
| Referenced to: <input checked="" type="radio"/> PVC <input type="radio"/> Grade | Flow Cell Type: HANNA |

Purge Method: 2" Grundfos Pump Peristaltic Pump Bladder Pump
 Sampling Method: Dedicated Tubing New Tubing Other _____
 Start Purge Time: 1405 Flow Rate: 200 mL/min Pump Depth: 6.5'

| Time | Temp. (°C or °F) | pH | Cond. (mS/cm or µS/cm) | Turbidity (NTUs) | D.O. (mg/L) | ORP (mV) | Water Removed (gals. or liters) | Depth to Water (ft.) |
|------|---------------------|------|------------------------------|---------------------|----------------|-------------|--|-------------------------|
| 1408 | 26.60 | 7.06 | 287 | 7 | 5.66 | 133.5 | 600 | 5.15 |
| 1411 | 26.04 | 7.05 | 287 | 4 | 5.58 | 133.6 | 1200 | 5.17 |
| 1414 | 25.66 | 7.03 | 288 | 3 | 5.48 | 133.3 | 1800 | 5.17 |
| 1417 | 25.59 | 7.01 | 287 | 3 | 5.39 | 133.0 | 2400 | 5.20 |
| 1420 | 25.69 | 7.00 | 287 | 3 | 5.41 | 132.8 | 3000 | 5.21 |
| | | | | | | | | |
| | | | | | | | | |
| | | | | | | | | |
| | | | | | | | | |
| | | | | | | | | |
| | | | | | | | | |
| | | | | | | | | |
| | | | | | | | | |
| | | | | | | | | |
| | | | | | | | | |
| | | | | | | | | |
| | | | | | | | | |
| | | | | | | | | |
| | | | | | | | | |
| | | | | | | | | |
| | | | | | | | | |
| | | | | | | | | |
| | | | | | | | | |

| | |
|---|---------------------------------|
| Did well dewater? Yes <input checked="" type="radio"/> No | Amount actually evacuated: 3000 |
| Sampling Time: 1423 | Sampling Date: 06/25/24 |
| Sample I.D.: MW-7-W-20240625 | Laboratory: PACE |
| Analyzed for: TPH-G BTEX MTBE TPH-D | Other: SEE C.O.C |
| Equipment Blank I.D.: _____ @ _____ Time | Duplicate I.D.: _____ |

1420 5th Ave
Unit 2400
Seattle, WA 98101

Report to:
Jeremy Wilson

Project Description:
LS115046 Jack's Grocery

Phone: 206-325-5254

Collected by (print):
Mac MILLER

Collected by (signature):
Mac Miller

Immediately Packed on Ice N Y

City/State
Collected: GOLDSBORO, VA

Client Project #
30129539

Site/Facility ID #
706 COLUMBUS AVE

Rush? (Lab MUST Be Notified)
Same Day Five Day
Next Day 5 Day (Rad Only)
Two Day 10 Day (Rad Only)
Three Day

Quote #
P.O. #

Date Results Needed

Shipping Information:
Attn: Accounts Payable
630 Plaza Dr., Ste. 600
Highlands Ranch, CO 80129

Email To:
Laura.Gonzalez@arcadis.com; Grace.Boyd@arcadis.com

City/State
Collected: GOLDSBORO, VA

Client Project #
30129539

Site/Facility ID #
706 COLUMBUS AVE

Rush? (Lab MUST Be Notified)
Same Day Five Day
Next Day 5 Day (Rad Only)
Two Day 10 Day (Rad Only)
Three Day

Quote #
P.O. #

Date Results Needed

| Sample ID | Matrix * | Depth | Date | Time | No. of Cntrs | Analysis / Container / Preservation | | | | | | | | | | Remarks | Sample # (lab only) |
|-----------------|----------|-------|----------|------|--------------|-------------------------------------|--------------------------|------------------------|--------------------------------|----------------------|-----------------------------|--------------------------------|----------|------------------|-------------|---------|---------------------|
| | | | | | | 8260 BTEXM,EDB,EDC 40mlAmb-HCl | 8260 Benzene 40mlAmb-HCl | ED8 8011 40mlCr-NaThio | NWTFPHDX no SGT 40mlAmb-HCl-BT | NWTFPHGX 40mlAmb HCl | SVOCs 8270 100ml Amb NoPres | Total Lead 6020 250mlHDFE-HNO3 | Pres Chk | Chain of Custody | Page 1 of 1 | | |
| MW-1-W-20240625 | GW | - | 06/25/24 | 1501 | 12 | X | X | X | X | X | X | X | | | | | |
| MW-3-W-20240625 | GW | - | | 1205 | 12 | X | X | X | X | X | X | X | | | | | |
| MW-4-W-20240625 | GW | - | | 1321 | 12 | X | X | X | X | X | X | X | | | | | |
| MW-5-W-20240625 | GW | - | | 1242 | 12 | X | X | X | X | X | X | X | | | | | |
| MW-6-W-20240625 | GW | - | | 1352 | 12 | X | X | X | X | X | X | X | | | | | |
| MW-7-W-20240625 | GW | - | | 1423 | 12 | X | X | X | X | X | X | X | | | | | |
| BD-W-20240625 | GW | - | | 1200 | 12 | X | X | X | X | X | X | X | | | | | |
| TB-1-20240625 | GW | - | | 0900 | 1 | X | | | | | | | | | | | |



MT JULIET, TN
2205 Johnson Rd. Mount Juliet, TN 37122
Submitting a sample via this chain of custody
implies acknowledgement and acceptance of the
terms and conditions found at:
http://www.pace.com/chain-of-custody

Account: CHEVARCWA
Template: T255018
Prelogin: P1083181
PM: 110 - Brian Ford
PB:

Shipped Via:

Remarks:

SAMPLE RECEIPT CHECKLIST

COC Seal Present/Intact: Y N

COC Signed/Accurate: Y N

COC Chain of Custody Intact: Y N

Sufficient: Y N

VOA Zero Headspace: Y N

Preservation Correct: Y N

RAD Screen < 0.5 mB/hr: Y N

If preservation required by Login: Date/Time

pH _____ Temp _____

Flow _____ Other _____

Trip Blank Received: Yes / No
HCL/Mesh
TBR

Temp: _____ °C Bottles Received:

Date: _____ Time: _____

Tracking #

Received by: (Signature)

Time:

Samples returned via: _____
UPS _____ FedEx _____ Courier _____

Date: _____ Time: _____

Date: _____ Time: _____

Date: _____ Time: _____

Relinquished by: (Signature)

Relinquished by: (Signature)

Relinquished by: (Signature)

* Matrix:
SS - Soil AIR - Air F - Filter
GW - Groundwater B - Bioassay
WW - Waste Water
DW - Drinking Water
OT - Other

Well Inspection Log



| Client: | | Chevron | | | | | | | | | | |
|-----------------------|------------|------------------------|-------------------------|------------|-------------------------------------|-----------------------------------|----------------------------------|---------------|-------------------|-------------------------|---------------|----------|
| Site ID: | | LS-115046 | | | | | | | | | | |
| Site Location: | | Goldendale, Washington | | | | | | | | | | |
| Date(s): | | 6/25/2024 | | | | | | | | | | |
| Inspector(s): | | Aimee Rike | | | | | | | | | | |
| Well ID | Date | Easy to Locate? | Area Prone to Flooding? | Well Type | Well Housing/Pad in Good Condition? | Well Labels Present Outside Well? | Well Labels Present Inside Well? | Lock Present? | Lock Functioning? | Well Locked at Arrival? | Photos Taken? | Comments |
| MW-1 | 06/25/2024 | yes | no | flushmount | yes | yes | yes | no | -- | -- | No | -- |
| MW-3 | 06/25/2024 | yes | no | flushmount | yes | yes | yes | no | -- | -- | No | -- |

Blaine Tech Services, Inc.

Permit To Work

for Chevron EMC Sites

Client: ARCADIS Date 06/25/24

Site Address: 706 S COLUMBUS ST., GOLDENDALE, WA

Job Number: 240625-MH1 Technician(s): MH

Pre-Job Safety Review

1. JMP reviewed, site restrictions and parking/access issues addressed. Reviewed:

2. Special Permit Required Task Review

Are there any conditions or tasks that would require:

| | Yes | No |
|---|--------------------------|-------------------------------------|
| Confined space entry | <input type="checkbox"/> | <input checked="" type="checkbox"/> |
| Working at height | <input type="checkbox"/> | <input checked="" type="checkbox"/> |
| Lock-out/Tag-out | <input type="checkbox"/> | <input checked="" type="checkbox"/> |
| Excavations greater than 4 feet deep | <input type="checkbox"/> | <input checked="" type="checkbox"/> |
| Excavations within 3 feet of a buried active electrical line or product piping or within 10 feet of a high pressure gas line. | <input type="checkbox"/> | <input checked="" type="checkbox"/> |
| Use of overhead equipment within 15 feet of an overhead electrical power line or pole supporting one | <input type="checkbox"/> | <input checked="" type="checkbox"/> |
| Hot work | <input type="checkbox"/> | <input checked="" type="checkbox"/> |

If "Yes" was the answer to any of the Special Permit Required Tasks above, the Project Manager will contact the client and arrange to modify the Scope of Work so that the Special Permit Required Tasks are not required to be performed by Blaine Tech Services employees.

3. Is a Traffic Control Permit required for today's work?

| | Yes | No |
|----------------------------|--------------------------|-------------------------------------|
| | <input type="checkbox"/> | <input checked="" type="checkbox"/> |
| If so is it in the folder? | <input type="checkbox"/> | <input type="checkbox"/> |
| Is it current? | <input type="checkbox"/> | <input type="checkbox"/> |

Do you understand the Traffic Control Plan and what equipment you will need? Yes No

On site Pre-Job Safety Review

- 1. Reviewed and signed the site specific HASP.
- 2. Route to hospital understood.
- 3. Reviewed "Groundwater Monitoring Well Sampling General Job Safety Analysis included in the HASP.
- 4. Exceptional circumstances today that are not covered by the HASP, JSA or JMP have been addressed and mitigated.
- 5. Understands procedure to follow, if site circumstances change, to address new site hazards.
- 6. There are no unexpected conditions which would make your task a Special Permit Required Task. If there is, contact your Project Manager.
- 7. All site hazards have been communicated to all necessary onsite personnel during tailgate safety meeting.
- 8. After lunch tailgate safety meeting refresher conducted.

If Checklist Task cannot be completed, explain:

Permit To Work Authority: MAC MILLER TECHNICIAN 06/25/24 0645
Name Title Date Time

BLAINE

TECH SERVICES INC.

GROUNDWATER SAMPLING SPECIALISTS
SINCE 1985

September 23, 2024

ARCADIS
Jeremy Wilson
320 Commerce, Suite 200
Irvine, CA 92602, CA

Third Quarter 2024 Monitoring at
Site Number LS-115046
706 S Columbus St
Goldendale, WA

Monitoring performed on September 16, 2024

Blaine Tech Services, Inc. Groundwater Monitoring Event 240916-MH1

This submission covers the routine monitoring of groundwater wells conducted on September 16, 2024 at this location. Six monitoring wells were measured for depth to groundwater (DTW) and presence of separate-phase hydrocarbons (SPH). Five monitoring wells were sampled. All sampling activities were performed in accordance with local, state and federal guidelines.

Water levels and separate-phase measurements were collected using an electronic water or oil-water interface detector. All sampled wells were sampled utilizing the Low-flow Sampling Method. Purging was accomplished using peristaltic pumps, bladder pumps, electric submersible pumps, positive air-displacement pumps. All reused equipment was decontaminated with de-ionized water and Liquinox or equivalent.

Samples were delivered under chain-of-custody to Pace Analytical for analysis. Monitoring well purgewater and equipment rinsate water was collected and transported under bill of lading to Blaine Tech Services, Inc.'s yard in Auburn, WA, and bulked for future transportation (within 90 days) under non-hazardous manifest for disposal at Evoqua Water Technologies, a licensed facility.

Enclosed documentation from this event includes copies of the Well Gauging Sheet, Well Monitoring Data Sheets, Bill of lading and Chain-of-Custody.

First Quarter 2022 Groundwater Monitoring at Chevron LS-115046 706 S Columbus St, Goldendale, WA

SAN JOSE SACRAMENTO LOS ANGELES SAN DIEGO SEATTLE
1680 ROGERS AVENUE SAN JOSE, CA (408) 573-0555 FAX (408) 573-7771 LIC. 746684 WWW.BLAINETECH.COM

Blaine Tech Services, Inc.'s activities at this site consisted of objective data and sample collection only. No interpretation of analytical results, defining of hydrogeologic conditions or formulation of recommendations was performed.

Please call if you have any questions.

Thank you,



A handwritten signature in black ink, appearing to read "Diana Ojeda". The signature is fluid and cursive, written over a light gray rectangular background.

Diana Ojeda
Blaine Tech Services, Inc
Project Manager

Attachments: Well Gauging Sheet
Individual Well Monitoring Data Sheets
Chain of Custody Forms
Wellhead Inspection Form
Wellhead Inspection Photos
Calibration Log
Bill of lading
Permit to Work

First Quarter 2022 Groundwater Monitoring at Chevron LS-115046 706 S Columbus St, Goldendale, WA

SAN JOSE SACRAMENTO LOS ANGELES SAN DIEGO SEATTLE
1680 ROGERS AVENUE SAN JOSE, CA (408) 573-0555 FAX (408) 573-7771 LIC. 746684 WWW.BLAINETECH.COM



Groundwater Gauging Log

| Project Number | 30129539 | | | | | | | |
|---------------------------|------------------------|--------------|-----------------------------|-----------------------|----------------------|-------------------|---------------------|----------|
| Client: | Chevron | | | | | | | |
| Site ID: | LS-115046 | | | | | | | |
| Site Location: | Goldendale, Washington | | | | | | | |
| Measuring Point: | Top of Casing | | | | | | | |
| Date(s): | 09/16/2024 | | | | | | | |
| Sampler(s): | Lee Bures | | | | | | | |
| Gauging Equipment: | Interface Probe | | | | | | | |
| Well ID | Date | Gauging Time | Static Water Level (ft bmp) | Depth to Product (ft) | Total Depth (ft bmp) | PID Reading (ppm) | LNAPL Removed (gal) | Comments |
| MW-1 | 09/16/2024 | 11:40 | Dry | ND | 6.34 | -- | -- | -- |
| MW-3 | 09/16/2024 | 11:27 | 5.94 | ND | 7.76 | -- | -- | -- |
| MW-4 | 09/16/2024 | 11:24 | 5.69 | ND | 8.20 | -- | -- | -- |
| MW-5 | 09/16/2024 | 11:31 | 5.29 | ND | 7.18 | -- | -- | -- |
| MW-6 | 09/16/2024 | 11:20 | 6.70 | ND | 8.21 | -- | -- | -- |
| MW-7 | 09/16/2024 | 11:44 | 6.70 | ND | 8.09 | -- | -- | -- |

ft-bmp = feet below measuring point

ND = Not Detected

PID = Photoionization Detector Reading

ppm = parts per million

-- = Not Recorded

| | | | | | | |
|---------------------------------------|------------------------|---------------------------------------|------------|------------------------------|-----------------|-------------------------------------|
| Project Number | 30129539 | Well ID | MW-3 | Date | 9/16/2024 | |
| Site Location | Goldendale, Washington | Site ID | LS-115046 | Weather (°F) | Clear | Sampled by Lee Bures |
| Measuring Point Description | Top of Casing | Screen Depth Interval (ft-bmp) | 4.5 to 8.3 | Casing Diameter (in.) | 2 | Well Casing Material |
| Static Water Level (ft-bmp) | 5.94 | Total Depth (ft-bmp) | 7.76 | Water Column (ft) | 1.82 | Gallons in Well 0.3 |
| Water Quality Meter Make/Model | Hanna HI 98129 | Purge Method | Low-Flow | Collection Type | Grab | |
| Sample Time | 13:21 | Well Volumes Purged | 2.64 | Sample ID | MW-3-W-20240916 | Purge Equipment Peristaltic |
| Purge Start | 13:03 | Gallons Purged | 0.79 | Duplicate ID | -- | Sample Equipment Peristaltic |
| Purge End | 13:20 | Total Purge Time (h:m) | 0:17 | | | |

| Time | Rate (ml/min) | Depth to Water (ft) | pH (standard units) | Conductivity (mS/cm) | Turbidity (NTU) | Dissolved Oxygen (mg/L) | Temperature (°C) | Redox (mV) | Appearance | |
|-------|---------------|---------------------|---------------------|----------------------|-----------------|-------------------------|------------------|------------|------------|------|
| | | | | | | | | | Color | Odor |
| 13:06 | 200 | 5.96 | 6.51 | 0.491 | 47.0 | 2.04 | 19.12 | 131.3 | Clear | -- |
| 13:09 | 200 | 5.96 | 6.47 | 0.492 | 45.0 | 1.92 | 19.00 | 123.4 | Clear | -- |
| 13:12 | 200 | 5.99 | 6.43 | 0.493 | 39.0 | 1.84 | 18.85 | 112.9 | Clear | -- |
| 13:15 | 200 | 5.99 | 6.41 | 0.491 | 37.0 | 1.80 | 18.69 | 110 | Clear | -- |
| 13:18 | 200 | 6 | 6.38 | 0.492 | 38.0 | 1.76 | 18.53 | 104.9 | Clear | -- |

Comments: None

Well Casing Volume Conversion

Well diameter (in.) = 1 = 0.04 1.5 = 0.09 2.5 = 0.26 3.5 = 0.50 6 = 1.47
 gallons per foot 1.25 = 0.06 2 = 0.16 3 = 0.37 4 = 0.65

Sample Information

Sample ID: MW-3-W-20240916 Sample Time: 13:21 Sample Depth (ft-bmp) (e.g. pump intake): 7
 Analytes and Methods: See Chain-of-Custody. Depth to Water at Time of Sampling: 6

ft-bmp = feet below measuring point
 in. = inches
 ft = feet
 mL/min = milliliters per minute

mS/cm = milliSiemens per centimeter
 NTU = Nephelometric Turbidity Unit
 mg/L = milligrams per liter
 PVC = Polyvinyl Chloride

mV = millivolts
 °F = degrees Fahrenheit
 °C = degrees Celsius
 -- = Not Recorded

| | | | | | | |
|---------------------------------------|------------------------|---------------------------------------|-----------|------------------------------|-----------------|-------------------------------------|
| Project Number | 30129539 | Well ID | MW-4 | Date | 9/16/2024 | |
| Site Location | Goldendale, Washington | Site ID | LS-115046 | Weather (°F) | Clear | Sampled by Lee Bures |
| Measuring Point Description | Top of Casing | Screen Depth Interval (ft-bmp) | 2 to 8 | Casing Diameter (in.) | 2 | Well Casing Material |
| Static Water Level (ft-bmp) | 5.69 | Total Depth (ft-bmp) | 8.2 | Water Column (ft) | 2.51 | Gallons in Well 0.41 |
| Water Quality Meter Make/Model | Hanna HI 98129 | Purge Method | Low-Flow | Collection Type | Grab | |
| Sample Time | 12:46 | Well Volumes Purged | 1.93 | Sample ID | MW-4-W-20240916 | Purge Equipment Peristaltic |
| Purge Start | 12:28 | Gallons Purged | 0.79 | Duplicate ID | -- | Sample Equipment Peristaltic |
| Purge End | 12:45 | Total Purge Time (h:m) | 0:17 | | | |

| Time | Rate (ml/min) | Depth to Water (ft) | pH (standard units) | Conductivity (mS/cm) | Turbidity (NTU) | Dissolved Oxygen (mg/L) | Temperature (°C) | Redox (mV) | Appearance | |
|-------|---------------|---------------------|---------------------|----------------------|-----------------|-------------------------|------------------|------------|------------|------|
| | | | | | | | | | Color | Odor |
| 12:31 | 200 | 5.73 | 6.63 | 0.384 | 12.0 | 2.29 | 20.96 | 138.3 | Clear | -- |
| 12:34 | 200 | 5.75 | 6.65 | 0.387 | 9.0 | 2.08 | 20.47 | 126.7 | Clear | -- |
| 12:37 | 200 | 5.75 | 6.65 | 0.384 | 4.0 | 1.85 | 20.09 | 106.2 | Clear | -- |
| 12:40 | 200 | 5.77 | 6.66 | 0.379 | 4.0 | 1.82 | 19.87 | 103.3 | Clear | -- |
| 12:43 | 200 | 5.77 | 6.65 | 0.374 | 4.0 | 1.77 | 19.76 | 98.3 | Clear | -- |

Comments: None

Well Casing Volume Conversion

Well diameter (in.) = 1 = 0.04 1.5 = 0.09 2.5 = 0.26 3.5 = 0.50 6 = 1.47
 gallons per foot 1.25 = 0.06 2 = 0.16 3 = 0.37 4 = 0.65

Sample Information

Sample ID: MW-4-W-20240916 Sample Time: 12:46 Sample Depth (ft-bmp) (e.g. pump intake): 7
 Analytes and Methods: See Chain-of-Custody. Depth to Water at Time of Sampling 5.78

ft-bmp = feet below measuring point
 in. = inches
 ft = feet
 mL/min = milliliters per minute

mS/cm = milliSiemens per centimeter
 NTU = Nephelometric Turbidity Unit
 mg/L = milligrams per liter
 PVC = Polyvinyl Chloride

mV = millivolts
 °F = degrees Fahrenheit
 °C = degrees Celsius
 -- = Not Recorded

| | | | | | | |
|---------------------------------------|---------------------------|---------------------------------------|-----------|------------------------------|-----------------|-------------------------------------|
| Project Number | 30129539 | Well ID | MW-5 | Date | 9/16/2024 | |
| Site Location | Goldendale, Washington | Site ID | LS-115046 | Weather (°F) | Clear | Sampled by Lee Bures |
| Measuring Point Description | Top of Casing | Screen Depth Interval (ft-bmp) | 2 to 7 | Casing Diameter (in.) | 2 | Well Casing Material |
| Static Water Level (ft-bmp) | 5.29 | Total Depth (ft-bmp) | 7.18 | Water Column (ft) | 1.89 | Gallons in Well 0.31 |
| Water Quality Meter Make/Model | Hanna HI 98129 | Purge Method | Low-Flow | Collection Type | Grab | |
| Sample Time | 13:58 | Well Volumes Purged | 2.56 | Sample ID | MW-5-W-20240916 | Purge Equipment Peristaltic |
| Purge Start | 13:40 | Gallons Purged | 0.79 | Duplicate ID | BD-W-20240916 | Sample Equipment Peristaltic |
| Purge End | 13:57 | Total Purge Time (h:m) | 0:17 | | | |

| Time | Rate (ml/min) | Depth to Water (ft) | pH (standard units) | Conductivity (mS/cm) | Turbidity (NTU) | Dissolved Oxygen (mg/L) | Temperature (°C) | Redox (mV) | Appearance | |
|-------|---------------|---------------------|---------------------|----------------------|-----------------|-------------------------|------------------|------------|------------|------|
| | | | | | | | | | Color | Odor |
| 13:43 | 200 | 5.32 | 6.59 | 0.387 | 284 | 2.07 | 21.95 | 165.3 | Clear | -- |
| 13:46 | 200 | 5.34 | 6.57 | 0.385 | 192 | 1.92 | 21.84 | 160.5 | Clear | -- |
| 13:49 | 200 | 5.35 | 6.54 | 0.385 | 154 | 1.83 | 21.80 | 156.1 | Clear | -- |
| 13:52 | 200 | 5.35 | 6.53 | 0.385 | 149 | 1.77 | 21.74 | 151.7 | Clear | -- |
| 13:55 | 200 | 5.36 | 6.51 | 0.385 | 152 | 1.73 | 21.70 | 147.7 | Clear | -- |

Comments: None

Well Casing Volume Conversion

Well diameter (in.) = 1 = 0.04 1.5 = 0.09 2.5 = 0.26 3.5 = 0.50 6 = 1.47
gallons per foot 1.25 = 0.06 2 = 0.16 3 = 0.37 4 = 0.65

Sample Information

Sample ID: MW-5-W-20240916 Sample Time: 13:58 Sample Depth (ft-bmp) (e.g. pump intake): 6
Analytes and Methods: See Chain-of-Custody. Depth to Water at Time of Sampling 5.36

ft-bmp = feet below measuring point
in. = inches
ft = feet
mL/min = milliliters per minute

mS/cm = milliSiemens per centimeter
NTU = Nephelometric Turbidity Unit
mg/L = milligrams per liter
PVC = Polyvinyl Chloride

mV = millivolts
°F = degrees Fahrenheit
°C = degrees Celsius
-- = Not Recorded

| | | | | | | |
|---------------------------------------|------------------------|---------------------------------------|-----------|------------------------------|-----------------|-------------------------------------|
| Project Number | 30129539 | Well ID | MW-6 | Date | 9/16/2024 | |
| Site Location | Goldendale, Washington | Site ID | LS-115046 | Weather (°F) | Clear | Sampled by Lee Bures |
| Measuring Point Description | Top of Casing | Screen Depth Interval (ft-bmp) | 2 to 8 | Casing Diameter (in.) | 2 | Well Casing Material |
| Static Water Level (ft-bmp) | 6.7 | Total Depth (ft-bmp) | 8.21 | Water Column (ft) | 1.51 | Gallons in Well 0.25 |
| Water Quality Meter Make/Model | Hanna HI 98129 | Purge Method | Low-Flow | Collection Type | Grab | |
| Sample Time | 12:11 | Well Volumes Purged | 1.59 | Sample ID | MW-6-W-20240916 | Purge Equipment Peristaltic |
| Purge Start | 11:53 | Gallons Purged | 0.40 | Duplicate ID | -- | Sample Equipment Peristaltic |
| Purge End | 12:10 | Total Purge Time (h:m) | 0:17 | | | |

| Time | Rate (ml/min) | Depth to Water (ft) | pH (standard units) | Conductivity (mS/cm) | Turbidity (NTU) | Dissolved Oxygen (mg/L) | Temperature (°C) | Redox (mV) | Appearance | |
|-------|---------------|---------------------|---------------------|----------------------|-----------------|-------------------------|------------------|------------|------------|------|
| | | | | | | | | | Color | Odor |
| 11:56 | 100 | 6.73 | 6.89 | 0.351 | 28.0 | 2.03 | 20.07 | 276.9 | Clear | -- |
| 11:59 | 100 | 6.75 | 6.82 | 0.348 | 21.0 | 1.96 | 20.07 | 274.1 | Clear | -- |
| 12:02 | 100 | 6.75 | 6.77 | 0.345 | 19.0 | 1.89 | 20.11 | 267 | Clear | -- |
| 12:05 | 100 | 6.76 | 6.73 | 0.342 | 20.0 | 1.83 | 20.17 | 263.2 | Clear | -- |
| 12:08 | 100 | 6.77 | 6.70 | 0.336 | 19.0 | 1.79 | 20.21 | 258.9 | Clear | -- |

Comments: None

Well Casing Volume Conversion

Well diameter (in.) = 1 = 0.04 1.5 = 0.09 2.5 = 0.26 3.5 = 0.50 6 = 1.47
 gallons per foot 1.25 = 0.06 2 = 0.16 3 = 0.37 4 = 0.65

Sample Information

Sample ID: MW-6-W-20240916 Sample Time: 12:11 Sample Depth (ft-bmp) (e.g. pump intake): 7.5
 Analytes and Methods: See Chain-of-Custody. Depth to Water at Time of Sampling: 6.78

ft-bmp = feet below measuring point
 in. = inches
 ft = feet
 mL/min = milliliters per minute

mS/cm = milliSiemens per centimeter
 NTU = Nephelometric Turbidity Unit
 mg/L = milligrams per liter
 PVC = Polyvinyl Chloride

mV = millivolts
 °F = degrees Fahrenheit
 °C = degrees Celsius
 -- = Not Recorded

| | | | | | | |
|---------------------------------------|------------------------|---------------------------------------|-----------|------------------------------|-----------------|-------------------------------------|
| Project Number | 30129539 | Well ID | MW-7 | Date | 9/16/2024 | |
| Site Location | Goldendale, Washington | Site ID | LS-115046 | Weather (°F) | Clear | Sampled by Lee Bures |
| Measuring Point Description | Top of Casing | Screen Depth Interval (ft-bmp) | 2 to 8 | Casing Diameter (in.) | 2 | Well Casing Material |
| Static Water Level (ft-bmp) | 6.7 | Total Depth (ft-bmp) | 8.09 | Water Column (ft) | 1.39 | Gallons in Well 0.23 |
| Water Quality Meter Make/Model | Hanna HI 98129 | Purge Method | Low-Flow | Collection Type | Grab | |
| Sample Time | 14:36 | Well Volumes Purged | 1.72 | Sample ID | MW-7-W-20240916 | Purge Equipment Peristaltic |
| Purge Start | 14:18 | Gallons Purged | 0.40 | Duplicate ID | -- | Sample Equipment Peristaltic |
| Purge End | 14:35 | Total Purge Time (h:m) | 0:17 | | | |

| Time | Rate (ml/min) | Depth to Water (ft) | pH (standard units) | Conductivity (mS/cm) | Turbidity (NTU) | Dissolved Oxygen (mg/L) | Temperature (°C) | Redox (mV) | Appearance | |
|-------|---------------|---------------------|---------------------|----------------------|-----------------|-------------------------|------------------|------------|------------|------|
| | | | | | | | | | Color | Odor |
| 14:21 | 100 | 6.72 | 6.64 | 0.352 | 22.0 | 2.15 | 23.10 | 201.4 | Clear | -- |
| 14:24 | 100 | 6.75 | 6.55 | 0.300 | 15.0 | 2.22 | 23.23 | 201.9 | Clear | -- |
| 14:27 | 100 | 6.79 | 6.53 | 0.361 | 15.0 | 2.17 | 23.40 | 203 | Clear | -- |
| 14:30 | 100 | 6.79 | 6.51 | 0.365 | 14.0 | 2.14 | 23.69 | 204.6 | Clear | -- |
| 14:33 | 100 | 6.81 | 6.52 | 0.370 | 15.0 | 2.09 | 23.17 | 205.2 | Clear | -- |

Comments: None

Well Casing Volume Conversion

Well diameter (in.) = 1 = 0.04 1.5 = 0.09 2.5 = 0.26 3.5 = 0.50 6 = 1.47
gallons per foot 1.25 = 0.06 2 = 0.16 3 = 0.37 4 = 0.65

Sample Information

Sample ID: MW-7-W-20240916 Sample Time: 14:36 Sample Depth (ft-bmp) (e.g. pump intake): 7.5
Analytes and Methods: See Chain-of-Custody. Depth to Water at Time of Sampling: 6.82

ft-bmp = feet below measuring point
in. = inches
ft = feet
mL/min = milliliters per minute

mS/cm = milliSiemens per centimeter
NTU = Nephelometric Turbidity Unit
mg/L = milligrams per liter
PVC = Polyvinyl Chloride

mV = millivolts
°F = degrees Fahrenheit
°C = degrees Celsius
-- = Not Recorded

016) RT 011) HN03 POLY

Company Name/Address:
Arcadis - Chevron - WA
 1420 5th Ave
 Unit 2400
 Seattle, WA 98101
 Report to:
Jeremy Wilson

Project Description:
 LS115046 Jack's Grocery
 Phone: 206-325-5254
 City/State Collected: **GOLDEN DALE, WA**
 Client Project # **30129539**
 Site/Facility ID # **706 COLUMBUS AVE**
 Collected by (print): **MAC HILLER**
 Collected by (signature): *Mac Hiller*

City/State Collected: **GOLDEN DALE, WA**
 Lab Project # **CHEVARCWA-LS115046**
 P.O. #
 Quote #
 Date Results Needed
 No. of Cntrs

Comp/Grab Matrix * Depth Date
 Rush? (Lab MUST Be Notified)
 Same Day ___ Five Day ___
 Next Day ___ 5 Day (Rad Only) ___
 Two Day ___ 10 Day (Rad Only) ___
 Three Day ___

| Sample ID | Comp/Grab | Matrix * | Depth | Date | Time |
|-----------------|-----------|----------|-------|----------|------|
| MW-3-W-20240716 | G | GW | — | 07/16/24 | 1321 |
| MW-4-W-20240916 | | GW | — | | 1246 |
| MW-5-W-20240916 | | GW | — | | 1358 |
| MW-6-W-20240716 | | GW | — | | 1211 |
| MW-7-W-20240716 | | GW | — | | 1436 |
| BD-W-20240916 | | GW | — | | 1200 |
| TB-1-20240716 | | GW | — | | 0700 |

Remarks:
 * Matrix: SS - Soil AIR - Air F - Filter
 GW - Groundwater B - Bioassay
 WW - WasteWater
 DW - Drinking Water
 OT - Other
 Samples returned via: UPS ___ FedEx ___ Courier ___
 Date: Time:
 Relinquished by: (Signature)
 Relinquished by: (Signature)
 Relinquished by: (Signature)

Billing Information:
 Attn: Accounts Payable
 630 Plaza Dr., Ste. 600
 Highlands Ranch, CO 80129
 Email To: Alaura.Gonzalez@arcadis.com; Grace.Boyd@arc





Pres Chk
 Analysis / Container / Representative
 Chain of Custody Page 1 of 1
Pace
 PEOPLE ADVANCING SCIENCE
 MT JULIET, TN
 2205 Lebanon Rd, Mount Juliet, TN 37122
 For more information on our services and acceptance of the Pace Terms and Conditions, please visit our website at <https://info.pacelabs.com/hub/pace-standards-terms.pdf>
 SDG #
 Table #
 Account: CHEVARCWA
 Template: T255018
 Prelogin: P1083181
 PM: 110 - Brian Ford
 PB:
 Shipped Via:
 Remarks
 Sample # (lab only)

| Analysis / Container / Representative | Pres Chk | 8260 BTEXM, EDB, EDC 40mlamb-HCl | 8260 Benzene 40mlamb-HCl | EDB 8011 40mlCr-NaHio | NWTPHDX no SGT 40mlamb-HCl-BT | NWTPHGX 40mlamb HCl | SVOCS 8270 100ml Amb NoPres | Total Lead 6020 250mlHDPE-HNO3 |
|---------------------------------------|----------|----------------------------------|--------------------------|-----------------------|-------------------------------|---------------------|-----------------------------|--------------------------------|
| | | X | X | X | X | X | X | X |
| | | X | X | X | X | X | X | X |
| | | X | X | X | X | X | X | X |
| | | X | X | X | X | X | X | X |
| | | X | X | X | X | X | X | X |
| | | X | X | X | X | X | X | X |
| | | X | X | X | X | X | X | X |

Sample Receipt Checklist
 COC Seal Present/Intact: ___ Y ___ N
 COC Signed/Accurate: ___ Y ___ N
 Bottles arrive intact: ___ Y ___ N
 Correct bottles used: ___ Y ___ N
 Sufficient volume sent: ___ Y ___ N
 If Applicable
 VOA Zero Headspace: ___ Y ___ N
 Preservation Correct/Checked: ___ Y ___ N
 RAD Screen <0.5 mB/hr: ___ Y ___ N
 If preservation required by Login: Date/Time
 Hold:
 Condition: NCF / OK

Well Inspection Log Photographs



| Well ID | Date | Photo | Comments |
|---------|------------|---|----------|
| MW-1 | 09/16/2024 |  | None |
| MW-3 | 09/16/2024 |  | None |
| MW-4 | 09/16/2024 |  | None |
| MW-5 | 09/16/2024 |  | None |

| | | | |
|------|------------|---|------|
| MW-6 | 09/16/2024 |  | None |
| MW-7 | 09/16/2024 |  | None |

Blaine Tech Services, Inc.

Permit To Work for Chevron EMC Sites

Client: ARCADIS Date 09/16/24

Site Address: 706 S COLUMBUS ST., GOLDENDALE, MA

Job Number: 240916-MH1 Technician(s): MH

Pre-Job Safety Review

| | |
|---|--|
| 1. JMP reviewed, site restrictions and parking/access issues addressed. | Reviewed: <input checked="" type="checkbox"/> |
| 2. Special Permit Required Task Review | |
| Are there any conditions or tasks that would require: | |
| | Yes No |
| Confined space entry | <input type="checkbox"/> <input checked="" type="checkbox"/> |
| Working at height | <input type="checkbox"/> <input checked="" type="checkbox"/> |
| Lock-out/Tag-out | <input type="checkbox"/> <input checked="" type="checkbox"/> |
| Excavations greater than 4 feet deep | <input type="checkbox"/> <input checked="" type="checkbox"/> |
| Excavations within 3 feet of a buried active electrical line or product piping or within 10 feet of a high pressure gas line. | <input type="checkbox"/> <input checked="" type="checkbox"/> |
| Use of overhead equipment within 15 feet of an overhead electrical power line or pole supporting one | <input type="checkbox"/> <input checked="" type="checkbox"/> |
| Hot work | <input type="checkbox"/> <input checked="" type="checkbox"/> |
| <p>If "Yes" was the answer to any of the Special Permit Required Tasks above, the Project Manager will contact the client and arrange to modify the Scope of Work so that the Special Permit Required Tasks are not required to be performed by Blaine Tech Services employees.</p> | |
| 3. Is a Traffic Control Permit required for today's work? | |
| | Yes No |
| | <input type="checkbox"/> <input checked="" type="checkbox"/> |
| If so is it in the folder? | <input type="checkbox"/> <input type="checkbox"/> |
| Is it current? | <input type="checkbox"/> <input type="checkbox"/> |
| Do you understand the Traffic Control Plan and what equipment you will need? | <input type="checkbox"/> <input type="checkbox"/> |

On site Pre-Job Safety Review

| | |
|---|-------------------------------------|
| 1. Reviewed and signed the site specific HASP. | <input checked="" type="checkbox"/> |
| 2. Route to hospital understood. | <input checked="" type="checkbox"/> |
| 3. Reviewed "Groundwater Monitoring Well Sampling General Job Safety Analysis included in the HASP. | <input checked="" type="checkbox"/> |
| 4. Exceptional circumstances today that are not covered by the HASP, JSA or JMP have been addressed and mitigated. | <input checked="" type="checkbox"/> |
| 5. Understands procedure to follow, if site circumstances change, to address new site hazards. | <input checked="" type="checkbox"/> |
| 6. There are no unexpected conditions which would make your task a Special Permit Required Task. If there is, contact your Project Manager. | <input checked="" type="checkbox"/> |
| 7. All site hazards have been communicated to all necessary onsite personnel during tailgate safety meeting. | <input checked="" type="checkbox"/> |
| 8. After lunch tailgate safety meeting refresher conducted. | <input checked="" type="checkbox"/> |
| If Checklist Task cannot be completed, explain: | |

Permit To Work Authority: MAC MILLER TECHNICIAN 09/16/24 0615
Name Title Date Time

Appendix C

Waste Manifest

28

NON-HAZARDOUS WASTE MANIFEST

712404030966

Please print or type (Form designed for use on elite (12 pitch) typewriter)

| | | | | | | | | | |
|---|--|------------------------------|---|--|--|---|----|--------------------|-------------------|
| NON-HAZARDOUS WASTE MANIFEST | | 1. Generator's US EPA ID No. | PENDING | | Manifest Document No. | NH030966 | | 2. Page 1 of 1 | |
| 3. Generator's Name and Mailing Address Chevron EMC-LS-115046 Chevron Waste Desk P.O. Box 6004 San Ramon CA 94583 | | | | | Site Address: 706 South Columbus Avenue Goldendale, WA 98020 | | | | |
| 4. Generator's Phone ((877) 386-6044) | | | | | ATTN: Waste Management center | | | | |
| 5. Transporter 1 Company Name Clean Harbors Environmental Services, Inc. | | | 6. US EPA ID Number MAD039322250 | | A. State Transporter's ID | | | | |
| 7. Transporter 2 Company Name Safety-Kleen Systems, Inc. | | | 8. US EPA ID Number TXR000081205 | | B. Transporter 1 Phone (781) 792-5000 | | | | |
| 9. Designated Facility Name and Site Address Clean Harbors Grassy Mountain LLC 3 Miles East 7 Miles North of Knolls Grantsville, UT 84029 | | | 10. US EPA ID Number UTD991301748 | | C. State Transporter's ID | | | | |
| | | | | | D. Transporter 2 Phone (972) 265-2000 | | | | |
| | | | | | E. State Facility's ID | | | | |
| | | | | | F. Facility's Phone (435) 884-8900 | | | | |
| 11. WASTE DESCRIPTION | | | | | | Containers | | 13. Total Quantity | 14. Unit WT./Vol. |
| a. NON DOT REGULATED MATERIAL, (PETROLEUM IMPACTED SOIL (NON HAZARDOUS)) | | | | | | 05 | DM | 1750 | P |
| b. NON DOT REGULATED MATERIAL, (PETROLEUM IMPACTED GROUNDWATER) | | | | | | 01 | DM | 180 | P |
| c. | | | | | | | | | |
| d. | | | | | | | | | |
| G. Additional Descriptions for Materials Listed Above 11a.CH1963734 5X55 11b.CH1963712 1X55 | | | | | | H. Handling Codes for Wastes Listed Above H132 H132 | | | |
| 15. Special Handling Instructions and Additional Information NWERS-SUL01011-0300 | | | | | | EMERGENCY PHONE #: (800) 424-9300 GENERATOR: Chevron EMC-LS-115046 | | | |

NON-HAZARDOUS WASTE

GENERATOR

TRANSPORTER

FACILITY

16. GENERATOR'S CERTIFICATION: I hereby certify that the contents of this shipment are fully and accurately described and are in all respects in proper condition for transport. The materials described on this manifest are not subject to federal hazardous waste regulations.

| | | | | | | | | |
|---|--|--|--------------------|--|--|--------------------|--|--|
| Printed/Typed Name | | | Signature | | | Date | | |
| Derek Grant on behalf of Chevron | | | <i>[Signature]</i> | | | 7 29 24 | | |
| 17. Transporter 1 Acknowledgement of Receipt of Materials | | | Date | | | | | |
| Printed/Typed Name | | | Signature | | | Date | | |
| Derek Grant | | | <i>[Signature]</i> | | | 7 29 24 | | |
| 18. Transporter 2 Acknowledgement of Receipt of Materials | | | Date | | | | | |
| Printed/Typed Name | | | Signature | | | Date | | |
| Derek Alvarez | | | <i>[Signature]</i> | | | 7 29 24 | | |
| 19. Discrepancy Indication Space | | | | | | | | |
| 20. Facility Owner or Operator: Certification of receipt of the waste materials covered by this manifest, except as noted in item 19. | | | | | | Date | | |
| Printed/Typed Name | | | | | | Signature | | |
| Cathy Soffel | | | | | | <i>[Signature]</i> | | |
| | | | | | | 8 9 24 | | |




Appendix D

Soil Laboratory Report and Chain-of-Custody Documentation

Arcadis - Chevron - WA

Sample Delivery Group: L1747046
Samples Received: 06/14/2024
Project Number: 30129539.7.41
Description: LS115046 Jack's Grocery
Site: 706 COLUMBUS AVE GOLDENDALE
Report To: Jeremy Wilson
1420 5th Ave
Unit 2400
Seattle, WA 98101

Entire Report Reviewed By:



Brian Ford
Project Manager

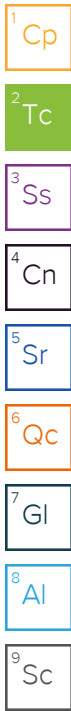
Results relate only to the items tested or calibrated and are reported as rounded values. This test report shall not be reproduced, except in full, without written approval of the laboratory. Where applicable, sampling conducted by Pace Analytical National is performed per guidance provided in laboratory standard operating procedures ENV-SOP-MTJL-0067 and ENV-SOP-MTJL-0068. Where sampling conducted by the customer, results relate to the accuracy of the information provided, and as the samples are received.

Pace Analytical National

12065 Lebanon Rd Mount Juliet, TN 37122 615-758-5858 800-767-5859 mydata.pacelabs.com

TABLE OF CONTENTS

| | |
|---|----|
| Cp: Cover Page | 1 |
| Tc: Table of Contents | 2 |
| Ss: Sample Summary | 3 |
| Cn: Case Narrative | 7 |
| Sr: Sample Results | 8 |
| MW-4-SOIL-8FT-06112024 L1747046-01 | 8 |
| MW-4-SOIL-4.5FT-06112024 L1747046-02 | 9 |
| MW-6-SOIL-6FT-06112024 L1747046-03 | 10 |
| MW-6-SOIL-8FT-06112024 L1747046-04 | 11 |
| SB-1-SOIL-6FT-06112024 L1747046-05 | 12 |
| SB-1-SOIL-9FT-06112024 L1747046-06 | 14 |
| SB-2-SOIL-5FT-06112024 L1747046-07 | 16 |
| SB-2-SOIL-8FT-06112024 L1747046-08 | 18 |
| SB-3-SOIL-6.5FT-06122024 L1747046-09 | 20 |
| SB-3-SOIL-9.5FT-06122024 L1747046-10 | 22 |
| MW-7-SOIL-8FT-06122024 L1747046-11 | 24 |
| MW-7-SOIL-4.5FT-06122024 L1747046-12 | 25 |
| MW-5-SOIL-4.5FT-06122024 L1747046-13 | 26 |
| MW-5-SOIL-6.5FT-06122024 L1747046-14 | 27 |
| DUP-1-SOIL-06122024 L1747046-15 | 28 |
| DUP-2-SOIL-06122024 L1747046-16 | 29 |
| Qc: Quality Control Summary | 30 |
| Total Solids by Method 2540 G-2011 | 30 |
| Metals (ICP) by Method 6010D | 32 |
| Volatile Organic Compounds (GC) by Method NWTPHGX | 34 |
| Volatile Organic Compounds (GC/MS) by Method 8260D | 37 |
| Semi-Volatile Organic Compounds (GC) by Method NWTPHDX-NO SGT | 41 |
| Polychlorinated Biphenyls (GC) by Method 8082 A | 44 |
| Semi Volatile Organic Compounds (GC/MS) by Method 8270E-SIM | 46 |
| Gl: Glossary of Terms | 48 |
| Al: Accreditations & Locations | 49 |
| Sc: Sample Chain of Custody | 50 |

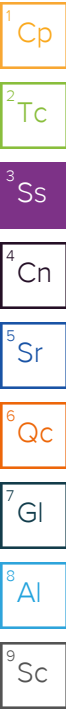


SAMPLE SUMMARY

MW-4-SOIL-8FT-06112024 L1747046-01 Solid

Collected by Tyler Green Collected date/time 06/11/24 11:57 Received date/time 06/14/24 09:00

| Method | Batch | Dilution | Preparation date/time | Analysis date/time | Analyst | Location |
|---|-----------|----------|-----------------------|--------------------|---------|----------------|
| Total Solids by Method 2540 G-2011 | WG2305704 | 1 | 06/18/24 07:56 | 06/18/24 08:04 | CMB | Mt. Juliet, TN |
| Metals (ICP) by Method 6010D | WG2305714 | 1 | 06/18/24 05:52 | 06/18/24 23:51 | DJS | Mt. Juliet, TN |
| Volatile Organic Compounds (GC) by Method NWTPHGX | WG2307609 | 25 | 06/11/24 11:57 | 06/18/24 23:01 | DWR | Mt. Juliet, TN |
| Volatile Organic Compounds (GC/MS) by Method 8260D | WG2309275 | 1 | 06/11/24 11:57 | 06/21/24 09:41 | DWR | Mt. Juliet, TN |
| Semi-Volatile Organic Compounds (GC) by Method NWTPHDX-NO SGT | WG2310768 | 1 | 06/25/24 13:07 | 06/25/24 21:19 | JAS | Mt. Juliet, TN |



MW-4-SOIL-4.5FT-06112024 L1747046-02 Solid

Collected by Tyler Green Collected date/time 06/11/24 12:25 Received date/time 06/14/24 09:00

| Method | Batch | Dilution | Preparation date/time | Analysis date/time | Analyst | Location |
|---|-----------|----------|-----------------------|--------------------|---------|----------------|
| Total Solids by Method 2540 G-2011 | WG2305704 | 1 | 06/18/24 07:56 | 06/18/24 08:04 | CMB | Mt. Juliet, TN |
| Metals (ICP) by Method 6010D | WG2305714 | 1 | 06/18/24 05:52 | 06/18/24 23:53 | DJS | Mt. Juliet, TN |
| Volatile Organic Compounds (GC) by Method NWTPHGX | WG2307609 | 25 | 06/11/24 12:25 | 06/18/24 22:38 | DWR | Mt. Juliet, TN |
| Volatile Organic Compounds (GC/MS) by Method 8260D | WG2309275 | 1 | 06/11/24 12:25 | 06/21/24 10:00 | DWR | Mt. Juliet, TN |
| Semi-Volatile Organic Compounds (GC) by Method NWTPHDX-NO SGT | WG2310768 | 1 | 06/25/24 13:07 | 06/25/24 21:32 | JAS | Mt. Juliet, TN |

MW-6-SOIL-6FT-06112024 L1747046-03 Solid

Collected by Tyler Green Collected date/time 06/11/24 14:06 Received date/time 06/14/24 09:00

| Method | Batch | Dilution | Preparation date/time | Analysis date/time | Analyst | Location |
|---|-----------|----------|-----------------------|--------------------|---------|----------------|
| Total Solids by Method 2540 G-2011 | WG2305704 | 1 | 06/18/24 07:56 | 06/18/24 08:04 | CMB | Mt. Juliet, TN |
| Metals (ICP) by Method 6010D | WG2305714 | 1 | 06/18/24 05:52 | 06/18/24 23:54 | DJS | Mt. Juliet, TN |
| Volatile Organic Compounds (GC) by Method NWTPHGX | WG2307946 | 25 | 06/11/24 14:06 | 06/19/24 15:16 | JAH | Mt. Juliet, TN |
| Volatile Organic Compounds (GC/MS) by Method 8260D | WG2309275 | 1 | 06/11/24 14:06 | 06/21/24 10:20 | DWR | Mt. Juliet, TN |
| Semi-Volatile Organic Compounds (GC) by Method NWTPHDX-NO SGT | WG2310768 | 1 | 06/25/24 13:07 | 06/25/24 21:46 | JAS | Mt. Juliet, TN |

MW-6-SOIL-8FT-06112024 L1747046-04 Solid

Collected by Tyler Green Collected date/time 06/11/24 14:18 Received date/time 06/14/24 09:00

| Method | Batch | Dilution | Preparation date/time | Analysis date/time | Analyst | Location |
|---|-----------|----------|-----------------------|--------------------|---------|----------------|
| Total Solids by Method 2540 G-2011 | WG2305704 | 1 | 06/18/24 07:56 | 06/18/24 08:04 | CMB | Mt. Juliet, TN |
| Metals (ICP) by Method 6010D | WG2305714 | 1 | 06/18/24 05:52 | 06/18/24 23:56 | DJS | Mt. Juliet, TN |
| Volatile Organic Compounds (GC) by Method NWTPHGX | WG2308498 | 25 | 06/11/24 14:18 | 06/20/24 08:28 | DWR | Mt. Juliet, TN |
| Volatile Organic Compounds (GC/MS) by Method 8260D | WG2309275 | 1 | 06/11/24 14:18 | 06/21/24 10:39 | DWR | Mt. Juliet, TN |
| Semi-Volatile Organic Compounds (GC) by Method NWTPHDX-NO SGT | WG2310768 | 1 | 06/25/24 13:07 | 06/25/24 22:57 | JAS | Mt. Juliet, TN |

SB-1-SOIL-6FT-06112024 L1747046-05 Solid

Collected by Tyler Green Collected date/time 06/11/24 14:28 Received date/time 06/14/24 09:00

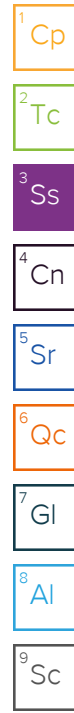
| Method | Batch | Dilution | Preparation date/time | Analysis date/time | Analyst | Location |
|---|-----------|----------|-----------------------|--------------------|---------|----------------|
| Total Solids by Method 2540 G-2011 | WG2305704 | 1 | 06/18/24 07:56 | 06/18/24 08:04 | CMB | Mt. Juliet, TN |
| Metals (ICP) by Method 6010D | WG2305714 | 1 | 06/18/24 05:52 | 06/19/24 00:01 | DJS | Mt. Juliet, TN |
| Volatile Organic Compounds (GC) by Method NWTPHGX | WG2308498 | 25 | 06/11/24 14:28 | 06/20/24 08:51 | DWR | Mt. Juliet, TN |
| Volatile Organic Compounds (GC/MS) by Method 8260D | WG2309966 | 1 | 06/11/24 14:28 | 06/23/24 13:36 | DWR | Mt. Juliet, TN |
| Semi-Volatile Organic Compounds (GC) by Method NWTPHDX-NO SGT | WG2310768 | 1 | 06/25/24 13:07 | 06/25/24 22:00 | JAS | Mt. Juliet, TN |
| Polychlorinated Biphenyls (GC) by Method 8082 A | WG2309340 | 1 | 06/21/24 08:12 | 06/22/24 04:16 | MEW | Mt. Juliet, TN |
| Semi Volatile Organic Compounds (GC/MS) by Method 8270E-SIM | WG2310075 | 1 | 06/22/24 07:58 | 06/23/24 01:38 | JCH | Mt. Juliet, TN |

SAMPLE SUMMARY

SB-1-SOIL-9FT-06112024 L1747046-06 Solid

Collected by Tyler Green Collected date/time 06/11/24 14:41 Received date/time 06/14/24 09:00

| Method | Batch | Dilution | Preparation date/time | Analysis date/time | Analyst | Location |
|---|-----------|----------|-----------------------|--------------------|---------|----------------|
| Total Solids by Method 2540 G-2011 | WG2305704 | 1 | 06/18/24 07:56 | 06/18/24 08:04 | CMB | Mt. Juliet, TN |
| Metals (ICP) by Method 6010D | WG2305714 | 1 | 06/18/24 05:52 | 06/19/24 00:03 | DJS | Mt. Juliet, TN |
| Volatile Organic Compounds (GC) by Method NWTPHGX | WG2308498 | 25 | 06/11/24 14:41 | 06/20/24 09:15 | DWR | Mt. Juliet, TN |
| Volatile Organic Compounds (GC/MS) by Method 8260D | WG2309966 | 1 | 06/11/24 14:41 | 06/23/24 13:56 | DWR | Mt. Juliet, TN |
| Semi-Volatile Organic Compounds (GC) by Method NWTPHDX-NO SGT | WG2311286 | 1 | 06/25/24 17:12 | 06/26/24 11:41 | JAS | Mt. Juliet, TN |
| Polychlorinated Biphenyls (GC) by Method 8082 A | WG2309340 | 1 | 06/21/24 08:12 | 06/22/24 04:26 | MEW | Mt. Juliet, TN |
| Semi Volatile Organic Compounds (GC/MS) by Method 8270E-SIM | WG2310075 | 1 | 06/22/24 07:58 | 06/23/24 01:56 | JCH | Mt. Juliet, TN |



SB-2-SOIL-5FT-06112024 L1747046-07 Solid

Collected by Tyler Green Collected date/time 06/11/24 15:30 Received date/time 06/14/24 09:00

| Method | Batch | Dilution | Preparation date/time | Analysis date/time | Analyst | Location |
|---|-----------|----------|-----------------------|--------------------|---------|----------------|
| Total Solids by Method 2540 G-2011 | WG2305704 | 1 | 06/18/24 07:56 | 06/18/24 08:04 | CMB | Mt. Juliet, TN |
| Metals (ICP) by Method 6010D | WG2305714 | 1 | 06/18/24 05:52 | 06/19/24 00:05 | DJS | Mt. Juliet, TN |
| Volatile Organic Compounds (GC) by Method NWTPHGX | WG2308498 | 25 | 06/11/24 15:30 | 06/20/24 09:38 | DWR | Mt. Juliet, TN |
| Volatile Organic Compounds (GC/MS) by Method 8260D | WG2309966 | 1 | 06/11/24 15:30 | 06/23/24 14:16 | DWR | Mt. Juliet, TN |
| Semi-Volatile Organic Compounds (GC) by Method NWTPHDX-NO SGT | WG2311286 | 1 | 06/25/24 17:12 | 06/26/24 14:35 | JAS | Mt. Juliet, TN |
| Polychlorinated Biphenyls (GC) by Method 8082 A | WG2309859 | 1 | 06/22/24 08:01 | 06/23/24 20:17 | RDH | Mt. Juliet, TN |
| Semi Volatile Organic Compounds (GC/MS) by Method 8270E-SIM | WG2310075 | 1 | 06/22/24 07:58 | 06/22/24 22:37 | DSH | Mt. Juliet, TN |

SB-2-SOIL-8FT-06112024 L1747046-08 Solid

Collected by Tyler Green Collected date/time 06/11/24 15:48 Received date/time 06/14/24 09:00

| Method | Batch | Dilution | Preparation date/time | Analysis date/time | Analyst | Location |
|---|-----------|----------|-----------------------|--------------------|---------|----------------|
| Total Solids by Method 2540 G-2011 | WG2305704 | 1 | 06/18/24 07:56 | 06/18/24 08:04 | CMB | Mt. Juliet, TN |
| Metals (ICP) by Method 6010D | WG2305714 | 1 | 06/18/24 05:52 | 06/19/24 00:07 | DJS | Mt. Juliet, TN |
| Volatile Organic Compounds (GC) by Method NWTPHGX | WG2308498 | 25 | 06/11/24 15:48 | 06/20/24 10:02 | DWR | Mt. Juliet, TN |
| Volatile Organic Compounds (GC/MS) by Method 8260D | WG2309966 | 1 | 06/11/24 15:48 | 06/23/24 14:35 | DWR | Mt. Juliet, TN |
| Semi-Volatile Organic Compounds (GC) by Method NWTPHDX-NO SGT | WG2311286 | 1 | 06/25/24 17:12 | 06/26/24 12:34 | JAS | Mt. Juliet, TN |
| Polychlorinated Biphenyls (GC) by Method 8082 A | WG2309859 | 1 | 06/22/24 08:01 | 06/22/24 14:54 | LTB | Mt. Juliet, TN |
| Semi Volatile Organic Compounds (GC/MS) by Method 8270E-SIM | WG2310075 | 1 | 06/22/24 07:58 | 06/23/24 02:13 | JCH | Mt. Juliet, TN |

SB-3-SOIL-6.5FT-06122024 L1747046-09 Solid

Collected by Tyler Green Collected date/time 06/12/24 10:25 Received date/time 06/14/24 09:00

| Method | Batch | Dilution | Preparation date/time | Analysis date/time | Analyst | Location |
|---|-----------|----------|-----------------------|--------------------|---------|----------------|
| Total Solids by Method 2540 G-2011 | WG2305704 | 1 | 06/18/24 07:56 | 06/18/24 08:04 | CMB | Mt. Juliet, TN |
| Metals (ICP) by Method 6010D | WG2305667 | 1 | 06/16/24 23:10 | 06/17/24 09:20 | DJS | Mt. Juliet, TN |
| Volatile Organic Compounds (GC) by Method NWTPHGX | WG2308498 | 25 | 06/12/24 10:25 | 06/20/24 10:25 | DWR | Mt. Juliet, TN |
| Volatile Organic Compounds (GC/MS) by Method 8260D | WG2309966 | 1 | 06/12/24 10:25 | 06/23/24 14:55 | DWR | Mt. Juliet, TN |
| Semi-Volatile Organic Compounds (GC) by Method NWTPHDX-NO SGT | WG2311286 | 1 | 06/25/24 17:12 | 06/26/24 14:08 | JAS | Mt. Juliet, TN |
| Polychlorinated Biphenyls (GC) by Method 8082 A | WG2309859 | 1 | 06/22/24 08:01 | 06/22/24 15:04 | LTB | Mt. Juliet, TN |
| Semi Volatile Organic Compounds (GC/MS) by Method 8270E-SIM | WG2310075 | 1 | 06/22/24 07:58 | 06/23/24 02:30 | JCH | Mt. Juliet, TN |

SB-3-SOIL-9.5FT-06122024 L1747046-10 Solid

Collected by Tyler Green Collected date/time 06/12/24 10:38 Received date/time 06/14/24 09:00

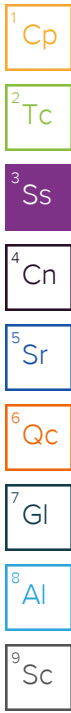
| Method | Batch | Dilution | Preparation date/time | Analysis date/time | Analyst | Location |
|--|-----------|----------|-----------------------|--------------------|---------|----------------|
| Total Solids by Method 2540 G-2011 | WG2305704 | 1 | 06/18/24 07:56 | 06/18/24 08:04 | CMB | Mt. Juliet, TN |
| Metals (ICP) by Method 6010D | WG2305667 | 1 | 06/16/24 23:10 | 06/17/24 09:22 | DJS | Mt. Juliet, TN |
| Volatile Organic Compounds (GC) by Method NWTPHGX | WG2308498 | 25 | 06/12/24 10:38 | 06/20/24 10:48 | DWR | Mt. Juliet, TN |
| Volatile Organic Compounds (GC/MS) by Method 8260D | WG2309966 | 1 | 06/12/24 10:38 | 06/23/24 15:19 | DWR | Mt. Juliet, TN |

SAMPLE SUMMARY

SB-3-SOIL-9.5FT-06122024 L1747046-10 Solid

Collected by: Tyler Green
 Collected date/time: 06/12/24 10:38
 Received date/time: 06/14/24 09:00

| Method | Batch | Dilution | Preparation date/time | Analysis date/time | Analyst | Location |
|---|-----------|----------|-----------------------|--------------------|---------|----------------|
| Semi-Volatile Organic Compounds (GC) by Method NWTPHDX-NO SGT | WG2311287 | 1 | 06/25/24 16:58 | 06/26/24 10:27 | JAS | Mt. Juliet, TN |
| Polychlorinated Biphenyls (GC) by Method 8082 A | WG2309859 | 1 | 06/22/24 08:01 | 06/22/24 15:14 | LTB | Mt. Juliet, TN |
| Semi Volatile Organic Compounds (GC/MS) by Method 8270E-SIM | WG2310075 | 1 | 06/22/24 07:58 | 06/23/24 02:47 | JCH | Mt. Juliet, TN |



MW-7-SOIL-8FT-06122024 L1747046-11 Solid

Collected by: Tyler Green
 Collected date/time: 06/12/24 10:56
 Received date/time: 06/14/24 09:00

| Method | Batch | Dilution | Preparation date/time | Analysis date/time | Analyst | Location |
|---|-----------|----------|-----------------------|--------------------|---------|----------------|
| Total Solids by Method 2540 G-2011 | WG2305705 | 1 | 06/15/24 17:56 | 06/15/24 18:06 | CMB | Mt. Juliet, TN |
| Metals (ICP) by Method 6010D | WG2305667 | 1 | 06/16/24 23:10 | 06/17/24 09:23 | DJS | Mt. Juliet, TN |
| Volatile Organic Compounds (GC) by Method NWTPHGX | WG2308498 | 25 | 06/12/24 10:56 | 06/20/24 11:12 | DWR | Mt. Juliet, TN |
| Volatile Organic Compounds (GC/MS) by Method 8260D | WG2309275 | 1 | 06/12/24 10:56 | 06/21/24 10:58 | DWR | Mt. Juliet, TN |
| Semi-Volatile Organic Compounds (GC) by Method NWTPHDX-NO SGT | WG2311287 | 1 | 06/25/24 16:58 | 06/26/24 10:40 | JAS | Mt. Juliet, TN |

MW-7-SOIL-4.5FT-06122024 L1747046-12 Solid

Collected by: Tyler Green
 Collected date/time: 06/12/24 11:02
 Received date/time: 06/14/24 09:00

| Method | Batch | Dilution | Preparation date/time | Analysis date/time | Analyst | Location |
|---|-----------|----------|-----------------------|--------------------|---------|----------------|
| Total Solids by Method 2540 G-2011 | WG2305705 | 1 | 06/15/24 17:56 | 06/15/24 18:06 | CMB | Mt. Juliet, TN |
| Metals (ICP) by Method 6010D | WG2305667 | 1 | 06/16/24 23:10 | 06/17/24 09:25 | DJS | Mt. Juliet, TN |
| Volatile Organic Compounds (GC) by Method NWTPHGX | WG2308498 | 25 | 06/12/24 11:02 | 06/20/24 11:44 | DWR | Mt. Juliet, TN |
| Volatile Organic Compounds (GC/MS) by Method 8260D | WG2309275 | 1 | 06/12/24 11:02 | 06/21/24 11:17 | DWR | Mt. Juliet, TN |
| Semi-Volatile Organic Compounds (GC) by Method NWTPHDX-NO SGT | WG2311287 | 1 | 06/25/24 16:58 | 06/26/24 10:40 | JAS | Mt. Juliet, TN |

MW-5-SOIL-4.5FT-06122024 L1747046-13 Solid

Collected by: Tyler Green
 Collected date/time: 06/12/24 11:48
 Received date/time: 06/14/24 09:00

| Method | Batch | Dilution | Preparation date/time | Analysis date/time | Analyst | Location |
|---|-----------|----------|-----------------------|--------------------|---------|----------------|
| Total Solids by Method 2540 G-2011 | WG2305705 | 1 | 06/15/24 17:56 | 06/15/24 18:06 | CMB | Mt. Juliet, TN |
| Metals (ICP) by Method 6010D | WG2305667 | 1 | 06/16/24 23:10 | 06/17/24 09:27 | DJS | Mt. Juliet, TN |
| Volatile Organic Compounds (GC) by Method NWTPHGX | WG2308498 | 25 | 06/12/24 11:48 | 06/20/24 11:59 | DWR | Mt. Juliet, TN |
| Volatile Organic Compounds (GC/MS) by Method 8260D | WG2309275 | 1 | 06/12/24 11:48 | 06/21/24 11:36 | DWR | Mt. Juliet, TN |
| Semi-Volatile Organic Compounds (GC) by Method NWTPHDX-NO SGT | WG2311287 | 1 | 06/25/24 16:58 | 06/26/24 10:15 | JAS | Mt. Juliet, TN |

MW-5-SOIL-6.5FT-06122024 L1747046-14 Solid

Collected by: Tyler Green
 Collected date/time: 06/12/24 12:09
 Received date/time: 06/14/24 09:00

| Method | Batch | Dilution | Preparation date/time | Analysis date/time | Analyst | Location |
|---|-----------|----------|-----------------------|--------------------|---------|----------------|
| Total Solids by Method 2540 G-2011 | WG2305705 | 1 | 06/15/24 17:56 | 06/15/24 18:06 | CMB | Mt. Juliet, TN |
| Metals (ICP) by Method 6010D | WG2305667 | 1 | 06/16/24 23:10 | 06/17/24 09:28 | DJS | Mt. Juliet, TN |
| Volatile Organic Compounds (GC) by Method NWTPHGX | WG2308498 | 25 | 06/12/24 12:09 | 06/20/24 12:22 | DWR | Mt. Juliet, TN |
| Volatile Organic Compounds (GC/MS) by Method 8260D | WG2309275 | 1 | 06/12/24 12:09 | 06/21/24 11:56 | DWR | Mt. Juliet, TN |
| Semi-Volatile Organic Compounds (GC) by Method NWTPHDX-NO SGT | WG2311287 | 1 | 06/25/24 16:58 | 06/26/24 09:50 | JAS | Mt. Juliet, TN |

DUP-1-SOIL-06122024 L1747046-15 Solid

Collected by: Tyler Green
 Collected date/time: 06/12/24 00:00
 Received date/time: 06/14/24 09:00

| Method | Batch | Dilution | Preparation date/time | Analysis date/time | Analyst | Location |
|---|-----------|----------|-----------------------|--------------------|---------|----------------|
| Total Solids by Method 2540 G-2011 | WG2305705 | 1 | 06/15/24 17:56 | 06/15/24 18:06 | CMB | Mt. Juliet, TN |
| Metals (ICP) by Method 6010D | WG2305667 | 1 | 06/16/24 23:10 | 06/17/24 09:33 | DJS | Mt. Juliet, TN |
| Volatile Organic Compounds (GC) by Method NWTPHGX | WG2308498 | 25 | 06/12/24 00:00 | 06/20/24 12:50 | DWR | Mt. Juliet, TN |

SAMPLE SUMMARY

DUP-1-SOIL-06122024 L1747046-15 Solid

Collected by: Tyler Green
 Collected date/time: 06/12/24 00:00
 Received date/time: 06/14/24 09:00

| Method | Batch | Dilution | Preparation date/time | Analysis date/time | Analyst | Location |
|---|-----------|----------|-----------------------|--------------------|---------|----------------|
| Volatile Organic Compounds (GC/MS) by Method 8260D | WG2309275 | 1 | 06/12/24 00:00 | 06/21/24 12:41 | DWR | Mt. Juliet, TN |
| Semi-Volatile Organic Compounds (GC) by Method NWTPHDX-NO SGT | WG2311287 | 1 | 06/25/24 16:58 | 06/26/24 10:02 | JAS | Mt. Juliet, TN |

¹ Cp

² Tc

³ Ss

DUP-2-SOIL-06122024 L1747046-16 Solid

Collected by: Tyler Green
 Collected date/time: 06/12/24 00:00
 Received date/time: 06/14/24 09:00

| Method | Batch | Dilution | Preparation date/time | Analysis date/time | Analyst | Location |
|---|-----------|----------|-----------------------|--------------------|---------|----------------|
| Total Solids by Method 2540 G-2011 | WG2305705 | 1 | 06/15/24 17:56 | 06/15/24 18:06 | CMB | Mt. Juliet, TN |
| Metals (ICP) by Method 6010D | WG2305667 | 1 | 06/16/24 23:10 | 06/17/24 09:35 | DJS | Mt. Juliet, TN |
| Volatile Organic Compounds (GC) by Method NWTPHGX | WG2308498 | 25 | 06/12/24 00:00 | 06/20/24 13:14 | DWR | Mt. Juliet, TN |
| Volatile Organic Compounds (GC/MS) by Method 8260D | WG2310008 | 1 | 06/12/24 00:00 | 06/21/24 23:32 | JHH | Mt. Juliet, TN |
| Semi-Volatile Organic Compounds (GC) by Method NWTPHDX-NO SGT | WG2311287 | 1 | 06/25/24 16:58 | 06/26/24 10:15 | JAS | Mt. Juliet, TN |

⁴ Cn

⁵ Sr

⁶ Qc

⁷ Gl

⁸ Al

⁹ Sc

CASE NARRATIVE

All sample aliquots were received at the correct temperature, in the proper containers, with the appropriate preservatives, and within method specified holding times, unless qualified or notated within the report. Where applicable, all MDL (LOD) and RDL (LOQ) values reported for environmental samples have been corrected for the dilution factor used in the analysis. All Method and Batch Quality Control are within established criteria except where addressed in this case narrative, a non-conformance form or properly qualified within the sample results. By my digital signature below, I affirm to the best of my knowledge, all problems/anomalies observed by the laboratory as having the potential to affect the quality of the data have been identified by the laboratory, and no information or data have been knowingly withheld that would affect the quality of the data.



Brian Ford
Project Manager

- ¹ Cp
- ² Tc
- ³ Ss
- ⁴ Cn
- ⁵ Sr
- ⁶ Qc
- ⁷ Gl
- ⁸ Al
- ⁹ Sc

Total Solids by Method 2540 G-2011

| Analyte | Result | Qualifier | Dilution | Analysis | Batch |
|--------------|--------|-----------|----------|------------------|---------------------------|
| Total Solids | 80.1 | | 1 | 06/18/2024 08:04 | WG2305704 |

Metals (ICP) by Method 6010D

| Analyte | Result (dry) | Qualifier | MDL (dry) | RDL (dry) | Dilution | Analysis | Batch |
|---------|--------------|-----------|-----------|-----------|----------|------------------|---------------------------|
| Lead | 9.77 | | 0.260 | 0.624 | 1 | 06/18/2024 23:51 | WG2305714 |

Volatile Organic Compounds (GC) by Method NWTPHGX

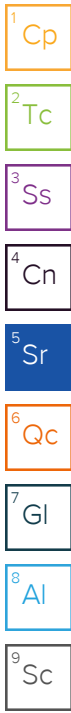
| Analyte | Result (dry) | Qualifier | MDL (dry) | RDL (dry) | Dilution | Analysis | Batch |
|---------------------------------|--------------|------------|-----------|-----------|----------|------------------|---------------------------|
| Gasoline Range Organics-NWTPH | 1.42 | B J | 1.31 | 3.87 | 25 | 06/18/2024 23:01 | WG2307609 |
| (S) a,a,a-Trifluorotoluene(FID) | 116 | | | 77.0-120 | | 06/18/2024 23:01 | WG2307609 |

Volatile Organic Compounds (GC/MS) by Method 8260D

| Analyte | Result (dry) | Qualifier | MDL (dry) | RDL (dry) | Dilution | Analysis | Batch |
|---------------------------|--------------|-----------|-----------|-----------|----------|------------------|---------------------------|
| Benzene | U | | 0.000723 | 0.00155 | 1 | 06/21/2024 09:41 | WG2309275 |
| Toluene | U | | 0.00201 | 0.00774 | 1 | 06/21/2024 09:41 | WG2309275 |
| Ethylbenzene | U | | 0.00114 | 0.00387 | 1 | 06/21/2024 09:41 | WG2309275 |
| Total Xylenes | U | | 0.00136 | 0.0101 | 1 | 06/21/2024 09:41 | WG2309275 |
| Methyl tert-butyl ether | U | | 0.000542 | 0.00155 | 1 | 06/21/2024 09:41 | WG2309275 |
| 1,2-Dichloroethane | U | | 0.00100 | 0.00387 | 1 | 06/21/2024 09:41 | WG2309275 |
| 1,2-Dibromoethane | U | | 0.00100 | 0.00387 | 1 | 06/21/2024 09:41 | WG2309275 |
| (S) Toluene-d8 | 96.7 | | | 75.0-131 | | 06/21/2024 09:41 | WG2309275 |
| (S) 4-Bromofluorobenzene | 102 | | | 67.0-138 | | 06/21/2024 09:41 | WG2309275 |
| (S) 1,2-Dichloroethane-d4 | 101 | | | 70.0-130 | | 06/21/2024 09:41 | WG2309275 |

Semi-Volatile Organic Compounds (GC) by Method NWTPHDX-NO SGT

| Analyte | Result (dry) | Qualifier | MDL (dry) | RDL (dry) | Dilution | Analysis | Batch |
|-------------------------------|--------------|-----------|-----------|-----------|----------|------------------|---------------------------|
| Diesel Range Organics (DRO) | U | | 1.66 | 4.99 | 1 | 06/25/2024 21:19 | WG2310768 |
| Residual Range Organics (RRO) | U | | 4.16 | 12.5 | 1 | 06/25/2024 21:19 | WG2310768 |
| (S) o-Terphenyl | 66.9 | | | 18.0-148 | | 06/25/2024 21:19 | WG2310768 |



Total Solids by Method 2540 G-2011

| Analyte | Result | Qualifier | Dilution | Analysis | Batch |
|--------------|--------|-----------|----------|------------------|---------------------------|
| Total Solids | 75.8 | | 1 | 06/18/2024 08:04 | WG2305704 |

Metals (ICP) by Method 6010D

| Analyte | Result (dry) | Qualifier | MDL (dry) | RDL (dry) | Dilution | Analysis | Batch |
|---------|--------------|-----------|-----------|-----------|----------|------------------|---------------------------|
| Lead | 9.96 | | 0.274 | 0.660 | 1 | 06/18/2024 23:53 | WG2305714 |

Volatile Organic Compounds (GC) by Method NWTPHGX

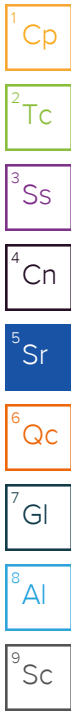
| Analyte | Result (dry) | Qualifier | MDL (dry) | RDL (dry) | Dilution | Analysis | Batch |
|---------------------------------|--------------|------------|-----------|-----------|----------|------------------|---------------------------|
| Gasoline Range Organics-NWTPH | 1.90 | <u>B J</u> | 1.44 | 4.25 | 25 | 06/18/2024 22:38 | WG2307609 |
| (S) a,a,a-Trifluorotoluene(FID) | 118 | | | 77.0-120 | | 06/18/2024 22:38 | WG2307609 |

Volatile Organic Compounds (GC/MS) by Method 8260D

| Analyte | Result (dry) | Qualifier | MDL (dry) | RDL (dry) | Dilution | Analysis | Batch |
|---------------------------|--------------|-----------|-----------|-----------|----------|------------------|---------------------------|
| Benzene | U | | 0.000793 | 0.00170 | 1 | 06/21/2024 10:00 | WG2309275 |
| Toluene | 0.00231 | <u>J</u> | 0.00221 | 0.00849 | 1 | 06/21/2024 10:00 | WG2309275 |
| Ethylbenzene | U | | 0.00125 | 0.00425 | 1 | 06/21/2024 10:00 | WG2309275 |
| Total Xylenes | 0.00246 | <u>J</u> | 0.00149 | 0.0110 | 1 | 06/21/2024 10:00 | WG2309275 |
| Methyl tert-butyl ether | U | | 0.000595 | 0.00170 | 1 | 06/21/2024 10:00 | WG2309275 |
| 1,2-Dichloroethane | U | | 0.00110 | 0.00425 | 1 | 06/21/2024 10:00 | WG2309275 |
| 1,2-Dibromoethane | U | | 0.00110 | 0.00425 | 1 | 06/21/2024 10:00 | WG2309275 |
| (S) Toluene-d8 | 96.5 | | | 75.0-131 | | 06/21/2024 10:00 | WG2309275 |
| (S) 4-Bromofluorobenzene | 105 | | | 67.0-138 | | 06/21/2024 10:00 | WG2309275 |
| (S) 1,2-Dichloroethane-d4 | 99.2 | | | 70.0-130 | | 06/21/2024 10:00 | WG2309275 |

Semi-Volatile Organic Compounds (GC) by Method NWTPHDX-NO SGT

| Analyte | Result (dry) | Qualifier | MDL (dry) | RDL (dry) | Dilution | Analysis | Batch |
|-------------------------------|--------------|-----------|-----------|-----------|----------|------------------|---------------------------|
| Diesel Range Organics (DRO) | U | | 1.75 | 5.28 | 1 | 06/25/2024 21:32 | WG2310768 |
| Residual Range Organics (RRO) | U | | 4.39 | 13.2 | 1 | 06/25/2024 21:32 | WG2310768 |
| (S) o-Terphenyl | 60.4 | | | 18.0-148 | | 06/25/2024 21:32 | WG2310768 |



Total Solids by Method 2540 G-2011

| Analyte | Result | Qualifier | Dilution | Analysis | Batch |
|--------------|--------|-----------|----------|------------------|---------------------------|
| Total Solids | 82.6 | | 1 | 06/18/2024 08:04 | WG2305704 |

Metals (ICP) by Method 6010D

| Analyte | Result (dry) | Qualifier | MDL (dry) | RDL (dry) | Dilution | Analysis | Batch |
|---------|--------------|-----------|-----------|-----------|----------|------------------|---------------------------|
| Lead | 13.0 | | 0.252 | 0.605 | 1 | 06/18/2024 23:54 | WG2305714 |

Volatile Organic Compounds (GC) by Method NWTPHGX

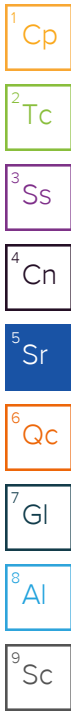
| Analyte | Result (dry) | Qualifier | MDL (dry) | RDL (dry) | Dilution | Analysis | Batch |
|---------------------------------|--------------|-----------|-----------|-----------|----------|------------------|---------------------------|
| Gasoline Range Organics-NWTPH | U | | 1.27 | 3.74 | 25 | 06/19/2024 15:16 | WG2307946 |
| (S) a,a,a-Trifluorotoluene(FID) | 120 | | | 77.0-120 | | 06/19/2024 15:16 | WG2307946 |

Volatile Organic Compounds (GC/MS) by Method 8260D

| Analyte | Result (dry) | Qualifier | MDL (dry) | RDL (dry) | Dilution | Analysis | Batch |
|---------------------------|--------------|-----------|-----------|-----------|----------|------------------|---------------------------|
| Benzene | U | | 0.000698 | 0.00150 | 1 | 06/21/2024 10:20 | WG2309275 |
| Toluene | 0.00232 | J | 0.00194 | 0.00748 | 1 | 06/21/2024 10:20 | WG2309275 |
| Ethylbenzene | U | | 0.00110 | 0.00374 | 1 | 06/21/2024 10:20 | WG2309275 |
| Total Xylenes | 0.00135 | J | 0.00132 | 0.00972 | 1 | 06/21/2024 10:20 | WG2309275 |
| Methyl tert-butyl ether | U | | 0.000523 | 0.00150 | 1 | 06/21/2024 10:20 | WG2309275 |
| 1,2-Dichloroethane | U | | 0.000971 | 0.00374 | 1 | 06/21/2024 10:20 | WG2309275 |
| 1,2-Dibromoethane | U | | 0.000969 | 0.00374 | 1 | 06/21/2024 10:20 | WG2309275 |
| (S) Toluene-d8 | 98.8 | | | 75.0-131 | | 06/21/2024 10:20 | WG2309275 |
| (S) 4-Bromofluorobenzene | 98.3 | | | 67.0-138 | | 06/21/2024 10:20 | WG2309275 |
| (S) 1,2-Dichloroethane-d4 | 99.6 | | | 70.0-130 | | 06/21/2024 10:20 | WG2309275 |

Semi-Volatile Organic Compounds (GC) by Method NWTPHDX-NO SGT

| Analyte | Result (dry) | Qualifier | MDL (dry) | RDL (dry) | Dilution | Analysis | Batch |
|-------------------------------|--------------|-----------|-----------|-----------|----------|------------------|---------------------------|
| Diesel Range Organics (DRO) | U | | 1.61 | 4.84 | 1 | 06/25/2024 21:46 | WG2310768 |
| Residual Range Organics (RRO) | U | | 4.03 | 12.1 | 1 | 06/25/2024 21:46 | WG2310768 |
| (S) o-Terphenyl | 75.5 | | | 18.0-148 | | 06/25/2024 21:46 | WG2310768 |



Total Solids by Method 2540 G-2011

| Analyte | Result | Qualifier | Dilution | Analysis | Batch |
|--------------|--------|-----------|----------|------------------|---------------------------|
| Total Solids | 79.7 | | 1 | 06/18/2024 08:04 | WG2305704 |

Metals (ICP) by Method 6010D

| Analyte | Result (dry) | Qualifier | MDL (dry) | RDL (dry) | Dilution | Analysis | Batch |
|---------|--------------|-----------|-----------|-----------|----------|------------------|---------------------------|
| Lead | 9.64 | | 0.261 | 0.628 | 1 | 06/18/2024 23:56 | WG2305714 |

Volatile Organic Compounds (GC) by Method NWTPHGX

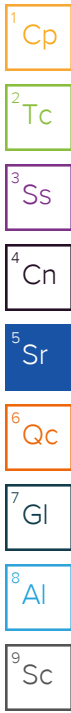
| Analyte | Result (dry) | Qualifier | MDL (dry) | RDL (dry) | Dilution | Analysis | Batch |
|---------------------------------|--------------|------------|-----------|-----------|----------|------------------|---------------------------|
| Gasoline Range Organics-NWTPH | 1.65 | <u>B J</u> | 1.33 | 3.93 | 25 | 06/20/2024 08:28 | WG2308498 |
| (S) a,a,a-Trifluorotoluene(FID) | 90.7 | | | 77.0-120 | | 06/20/2024 08:28 | WG2308498 |

Volatile Organic Compounds (GC/MS) by Method 8260D

| Analyte | Result (dry) | Qualifier | MDL (dry) | RDL (dry) | Dilution | Analysis | Batch |
|---------------------------|--------------|-----------|-----------|-----------|----------|------------------|---------------------------|
| Benzene | 0.00107 | <u>J</u> | 0.000735 | 0.00157 | 1 | 06/21/2024 10:39 | WG2309275 |
| Toluene | 0.00815 | | 0.00205 | 0.00787 | 1 | 06/21/2024 10:39 | WG2309275 |
| Ethylbenzene | 0.00189 | <u>J</u> | 0.00116 | 0.00393 | 1 | 06/21/2024 10:39 | WG2309275 |
| Total Xylenes | 0.00711 | <u>J</u> | 0.00138 | 0.0102 | 1 | 06/21/2024 10:39 | WG2309275 |
| Methyl tert-butyl ether | U | | 0.000551 | 0.00157 | 1 | 06/21/2024 10:39 | WG2309275 |
| 1,2-Dichloroethane | U | | 0.00102 | 0.00393 | 1 | 06/21/2024 10:39 | WG2309275 |
| 1,2-Dibromoethane | U | | 0.00102 | 0.00393 | 1 | 06/21/2024 10:39 | WG2309275 |
| (S) Toluene-d8 | 98.3 | | | 75.0-131 | | 06/21/2024 10:39 | WG2309275 |
| (S) 4-Bromofluorobenzene | 99.9 | | | 67.0-138 | | 06/21/2024 10:39 | WG2309275 |
| (S) 1,2-Dichloroethane-d4 | 98.6 | | | 70.0-130 | | 06/21/2024 10:39 | WG2309275 |

Semi-Volatile Organic Compounds (GC) by Method NWTPHDX-NO SGT

| Analyte | Result (dry) | Qualifier | MDL (dry) | RDL (dry) | Dilution | Analysis | Batch |
|-------------------------------|--------------|-----------|-----------|-----------|----------|------------------|---------------------------|
| Diesel Range Organics (DRO) | 3.64 | <u>J</u> | 1.67 | 5.02 | 1 | 06/25/2024 22:57 | WG2310768 |
| Residual Range Organics (RRO) | 4.56 | <u>J</u> | 4.18 | 12.6 | 1 | 06/25/2024 22:57 | WG2310768 |
| (S) o-Terphenyl | 66.9 | | | 18.0-148 | | 06/25/2024 22:57 | WG2310768 |



Total Solids by Method 2540 G-2011

| Analyte | Result | Qualifier | Dilution | Analysis | Batch |
|--------------|--------|-----------|----------|------------------|---------------------------|
| Total Solids | 77.6 | | 1 | 06/18/2024 08:04 | WG2305704 |

Metals (ICP) by Method 6010D

| Analyte | Result (dry) | Qualifier | MDL (dry) | RDL (dry) | Dilution | Analysis | Batch |
|---------|--------------|-----------|-----------|-----------|----------|------------------|---------------------------|
| Lead | 10.3 | | 0.268 | 0.644 | 1 | 06/19/2024 00:01 | WG2305714 |

Volatile Organic Compounds (GC) by Method NWTPHGX

| Analyte | Result (dry) | Qualifier | MDL (dry) | RDL (dry) | Dilution | Analysis | Batch |
|---------------------------------|--------------|------------|-----------|-----------|----------|------------------|---------------------------|
| Gasoline Range Organics-NWTPH | 1.96 | B J | 1.40 | 4.12 | 25 | 06/20/2024 08:51 | WG2308498 |
| (S) a,a,a-Trifluorotoluene(FID) | 91.7 | | | 77.0-120 | | 06/20/2024 08:51 | WG2308498 |

Volatile Organic Compounds (GC/MS) by Method 8260D

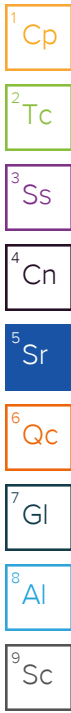
| Analyte | Result (dry) | Qualifier | MDL (dry) | RDL (dry) | Dilution | Analysis | Batch |
|---------------------------|--------------|-----------|-----------|-----------|----------|------------------|---------------------------|
| Benzene | U | | 0.000770 | 0.00165 | 1 | 06/23/2024 13:36 | WG2309966 |
| 1,2-Dibromoethane | U | | 0.00107 | 0.00412 | 1 | 06/23/2024 13:36 | WG2309966 |
| 1,2-Dichloroethane | U | C3 | 0.00107 | 0.00412 | 1 | 06/23/2024 13:36 | WG2309966 |
| 1,1-Dichloroethene | U | | 0.000999 | 0.00412 | 1 | 06/23/2024 13:36 | WG2309966 |
| cis-1,2-Dichloroethene | U | | 0.00121 | 0.00412 | 1 | 06/23/2024 13:36 | WG2309966 |
| trans-1,2-Dichloroethene | U | | 0.00171 | 0.00824 | 1 | 06/23/2024 13:36 | WG2309966 |
| Ethylbenzene | U | | 0.00121 | 0.00412 | 1 | 06/23/2024 13:36 | WG2309966 |
| Methyl tert-butyl ether | U | C3 | 0.000577 | 0.00165 | 1 | 06/23/2024 13:36 | WG2309966 |
| Tetrachloroethene | U | | 0.00148 | 0.00412 | 1 | 06/23/2024 13:36 | WG2309966 |
| Toluene | U | | 0.00214 | 0.00824 | 1 | 06/23/2024 13:36 | WG2309966 |
| Trichloroethene | U | | 0.000963 | 0.00165 | 1 | 06/23/2024 13:36 | WG2309966 |
| Vinyl chloride | U | | 0.00191 | 0.00412 | 1 | 06/23/2024 13:36 | WG2309966 |
| Xylenes, Total | 0.00178 | J | 0.00145 | 0.0107 | 1 | 06/23/2024 13:36 | WG2309966 |
| (S) Toluene-d8 | 104 | | | 75.0-131 | | 06/23/2024 13:36 | WG2309966 |
| (S) 4-Bromofluorobenzene | 107 | | | 67.0-138 | | 06/23/2024 13:36 | WG2309966 |
| (S) 1,2-Dichloroethane-d4 | 102 | | | 70.0-130 | | 06/23/2024 13:36 | WG2309966 |

Semi-Volatile Organic Compounds (GC) by Method NWTPHDX-NO SGT

| Analyte | Result (dry) | Qualifier | MDL (dry) | RDL (dry) | Dilution | Analysis | Batch |
|-------------------------------|--------------|-----------|-----------|-----------|----------|------------------|---------------------------|
| Diesel Range Organics (DRO) | U | | 1.71 | 5.16 | 1 | 06/25/2024 22:00 | WG2310768 |
| Residual Range Organics (RRO) | U | | 4.29 | 12.9 | 1 | 06/25/2024 22:00 | WG2310768 |
| (S) o-Terphenyl | 68.0 | | | 18.0-148 | | 06/25/2024 22:00 | WG2310768 |

Polychlorinated Biphenyls (GC) by Method 8082 A

| Analyte | Result (dry) | Qualifier | MDL (dry) | RDL (dry) | Dilution | Analysis | Batch |
|--------------------------|--------------|-----------|-----------|-----------|----------|------------------|---------------------------|
| PCB 1016 | U | | 0.0152 | 0.0438 | 1 | 06/22/2024 04:16 | WG2309340 |
| PCB 1221 | U | | 0.0152 | 0.0438 | 1 | 06/22/2024 04:16 | WG2309340 |
| PCB 1232 | U | | 0.0152 | 0.0438 | 1 | 06/22/2024 04:16 | WG2309340 |
| PCB 1242 | U | | 0.0152 | 0.0438 | 1 | 06/22/2024 04:16 | WG2309340 |
| PCB 1248 | U | | 0.00951 | 0.0219 | 1 | 06/22/2024 04:16 | WG2309340 |
| PCB 1254 | U | | 0.00951 | 0.0219 | 1 | 06/22/2024 04:16 | WG2309340 |
| PCB 1260 | U | | 0.00951 | 0.0219 | 1 | 06/22/2024 04:16 | WG2309340 |
| (S) Decachlorobiphenyl | 82.6 | | | 10.0-135 | | 06/22/2024 04:16 | WG2309340 |
| (S) Tetrachloro-m-xylene | 90.4 | | | 10.0-139 | | 06/22/2024 04:16 | WG2309340 |



Semi Volatile Organic Compounds (GC/MS) by Method 8270E-SIM

| Analyte | Result (dry) mg/kg | Qualifier | MDL (dry) mg/kg | RDL (dry) mg/kg | Dilution | Analysis date / time | Batch |
|------------------------|-----------------------|-----------|--------------------|--------------------|----------|-------------------------|---------------------------|
| Benzo(a)anthracene | U | | 0.00223 | 0.00773 | 1 | 06/23/2024 01:38 | WG2310075 |
| Benzo(a)pyrene | U | | 0.00231 | 0.00773 | 1 | 06/23/2024 01:38 | WG2310075 |
| Benzo(b)fluoranthene | U | | 0.00197 | 0.00773 | 1 | 06/23/2024 01:38 | WG2310075 |
| Benzo(k)fluoranthene | U | | 0.00277 | 0.00773 | 1 | 06/23/2024 01:38 | WG2310075 |
| Chrysene | U | | 0.00299 | 0.00773 | 1 | 06/23/2024 01:38 | WG2310075 |
| Dibenz(a,h)anthracene | U | | 0.00222 | 0.00773 | 1 | 06/23/2024 01:38 | WG2310075 |
| Indeno(1,2,3-cd)pyrene | U | | 0.00233 | 0.00773 | 1 | 06/23/2024 01:38 | WG2310075 |
| Naphthalene | U | | 0.00526 | 0.0258 | 1 | 06/23/2024 01:38 | WG2310075 |
| 1-Methylnaphthalene | U | | 0.00579 | 0.0258 | 1 | 06/23/2024 01:38 | WG2310075 |
| 2-Methylnaphthalene | U | | 0.00550 | 0.0258 | 1 | 06/23/2024 01:38 | WG2310075 |
| (S) Nitrobenzene-d5 | 117 | | | 14.0-149 | | 06/23/2024 01:38 | WG2310075 |
| (S) 2-Fluorobiphenyl | 70.7 | | | 34.0-125 | | 06/23/2024 01:38 | WG2310075 |
| (S) p-Terphenyl-d14 | 64.8 | | | 23.0-120 | | 06/23/2024 01:38 | WG2310075 |

1
Cp

2
Tc

3
Ss

4
Cn

5
Sr

6
Qc

7
Gl

8
Al

9
Sc

Total Solids by Method 2540 G-2011

| Analyte | Result | Qualifier | Dilution | Analysis | Batch |
|--------------|--------|-----------|----------|------------------|---------------------------|
| Total Solids | 90.7 | | 1 | 06/18/2024 08:04 | WG2305704 |

Metals (ICP) by Method 6010D

| Analyte | Result (dry) | Qualifier | MDL (dry) | RDL (dry) | Dilution | Analysis | Batch |
|---------|--------------|-----------|-----------|-----------|----------|------------------|---------------------------|
| Lead | 15.4 | | 0.229 | 0.551 | 1 | 06/19/2024 00:03 | WG2305714 |

Volatile Organic Compounds (GC) by Method NWTPHGX

| Analyte | Result (dry) | Qualifier | MDL (dry) | RDL (dry) | Dilution | Analysis | Batch |
|---------------------------------|--------------|---------------------|-----------|-----------|----------|------------------|---------------------------|
| Gasoline Range Organics-NWTPH | 2.65 | B J | 1.02 | 3.01 | 25 | 06/20/2024 09:15 | WG2308498 |
| (S) a,a,a-Trifluorotoluene(FID) | 91.9 | | | 77.0-120 | | 06/20/2024 09:15 | WG2308498 |

Volatile Organic Compounds (GC/MS) by Method 8260D

| Analyte | Result (dry) | Qualifier | MDL (dry) | RDL (dry) | Dilution | Analysis | Batch |
|---------------------------|--------------|--------------------|-----------|-----------|----------|------------------|---------------------------|
| Benzene | U | | 0.000563 | 0.00120 | 1 | 06/23/2024 13:56 | WG2309966 |
| 1,2-Dibromoethane | U | | 0.000781 | 0.00301 | 1 | 06/23/2024 13:56 | WG2309966 |
| 1,2-Dichloroethane | U | C3 | 0.000782 | 0.00301 | 1 | 06/23/2024 13:56 | WG2309966 |
| 1,1-Dichloroethene | U | | 0.000730 | 0.00301 | 1 | 06/23/2024 13:56 | WG2309966 |
| cis-1,2-Dichloroethene | U | | 0.000884 | 0.00301 | 1 | 06/23/2024 13:56 | WG2309966 |
| trans-1,2-Dichloroethene | U | | 0.00125 | 0.00602 | 1 | 06/23/2024 13:56 | WG2309966 |
| Ethylbenzene | U | | 0.000888 | 0.00301 | 1 | 06/23/2024 13:56 | WG2309966 |
| Methyl tert-butyl ether | U | C3 | 0.000422 | 0.00120 | 1 | 06/23/2024 13:56 | WG2309966 |
| Tetrachloroethene | U | | 0.00108 | 0.00301 | 1 | 06/23/2024 13:56 | WG2309966 |
| Toluene | U | | 0.00157 | 0.00602 | 1 | 06/23/2024 13:56 | WG2309966 |
| Trichloroethene | U | | 0.000704 | 0.00120 | 1 | 06/23/2024 13:56 | WG2309966 |
| Vinyl chloride | U | | 0.00140 | 0.00301 | 1 | 06/23/2024 13:56 | WG2309966 |
| Xylenes, Total | U | | 0.00106 | 0.00783 | 1 | 06/23/2024 13:56 | WG2309966 |
| (S) Toluene-d8 | 104 | | | 75.0-131 | | 06/23/2024 13:56 | WG2309966 |
| (S) 4-Bromofluorobenzene | 106 | | | 67.0-138 | | 06/23/2024 13:56 | WG2309966 |
| (S) 1,2-Dichloroethane-d4 | 94.8 | | | 70.0-130 | | 06/23/2024 13:56 | WG2309966 |

Semi-Volatile Organic Compounds (GC) by Method NWTPHDX-NO SGT

| Analyte | Result (dry) | Qualifier | MDL (dry) | RDL (dry) | Dilution | Analysis | Batch |
|-------------------------------|--------------|-----------|-----------|-----------|----------|------------------|---------------------------|
| Diesel Range Organics (DRO) | U | | 1.47 | 4.41 | 1 | 06/26/2024 11:41 | WG2311286 |
| Residual Range Organics (RRO) | U | | 3.67 | 11.0 | 1 | 06/26/2024 11:41 | WG2311286 |
| (S) o-Terphenyl | 80.6 | | | 18.0-148 | | 06/26/2024 11:41 | WG2311286 |

Polychlorinated Biphenyls (GC) by Method 8082 A

| Analyte | Result (dry) | Qualifier | MDL (dry) | RDL (dry) | Dilution | Analysis | Batch |
|--------------------------|--------------|-----------|-----------|-----------|----------|------------------|---------------------------|
| PCB 1016 | U | | 0.0130 | 0.0375 | 1 | 06/22/2024 04:26 | WG2309340 |
| PCB 1221 | U | | 0.0130 | 0.0375 | 1 | 06/22/2024 04:26 | WG2309340 |
| PCB 1232 | U | | 0.0130 | 0.0375 | 1 | 06/22/2024 04:26 | WG2309340 |
| PCB 1242 | U | | 0.0130 | 0.0375 | 1 | 06/22/2024 04:26 | WG2309340 |
| PCB 1248 | U | | 0.00814 | 0.0187 | 1 | 06/22/2024 04:26 | WG2309340 |
| PCB 1254 | U | | 0.00814 | 0.0187 | 1 | 06/22/2024 04:26 | WG2309340 |
| PCB 1260 | U | | 0.00814 | 0.0187 | 1 | 06/22/2024 04:26 | WG2309340 |
| (S) Decachlorobiphenyl | 106 | | | 10.0-135 | | 06/22/2024 04:26 | WG2309340 |
| (S) Tetrachloro-m-xylene | 101 | | | 10.0-139 | | 06/22/2024 04:26 | WG2309340 |

Semi Volatile Organic Compounds (GC/MS) by Method 8270E-SIM

| Analyte | Result (dry) mg/kg | Qualifier | MDL (dry) mg/kg | RDL (dry) mg/kg | Dilution | Analysis date / time | Batch |
|------------------------|-----------------------|-----------|--------------------|--------------------|----------|-------------------------|---------------------------|
| Benzo(a)anthracene | U | | 0.00191 | 0.00662 | 1 | 06/23/2024 01:56 | WG2310075 |
| Benzo(a)pyrene | U | | 0.00197 | 0.00662 | 1 | 06/23/2024 01:56 | WG2310075 |
| Benzo(b)fluoranthene | U | | 0.00169 | 0.00662 | 1 | 06/23/2024 01:56 | WG2310075 |
| Benzo(k)fluoranthene | U | | 0.00237 | 0.00662 | 1 | 06/23/2024 01:56 | WG2310075 |
| Chrysene | U | | 0.00256 | 0.00662 | 1 | 06/23/2024 01:56 | WG2310075 |
| Dibenz(a,h)anthracene | U | | 0.00190 | 0.00662 | 1 | 06/23/2024 01:56 | WG2310075 |
| Indeno(1,2,3-cd)pyrene | U | | 0.00200 | 0.00662 | 1 | 06/23/2024 01:56 | WG2310075 |
| Naphthalene | 0.00929 | J | 0.00450 | 0.0221 | 1 | 06/23/2024 01:56 | WG2310075 |
| 1-Methylnaphthalene | U | | 0.00495 | 0.0221 | 1 | 06/23/2024 01:56 | WG2310075 |
| 2-Methylnaphthalene | U | | 0.00471 | 0.0221 | 1 | 06/23/2024 01:56 | WG2310075 |
| (S) Nitrobenzene-d5 | 120 | | | 14.0-149 | | 06/23/2024 01:56 | WG2310075 |
| (S) 2-Fluorobiphenyl | 90.6 | | | 34.0-125 | | 06/23/2024 01:56 | WG2310075 |
| (S) p-Terphenyl-d14 | 95.8 | | | 23.0-120 | | 06/23/2024 01:56 | WG2310075 |

1 Cp

2 Tc

3 Ss

4 Cn

5 Sr

6 Qc

7 Gl

8 Al

9 Sc

Total Solids by Method 2540 G-2011

| Analyte | Result | Qualifier | Dilution | Analysis | Batch |
|--------------|--------|-----------|----------|------------------|---------------------------|
| Total Solids | 85.6 | | 1 | 06/18/2024 08:04 | WG2305704 |

Metals (ICP) by Method 6010D

| Analyte | Result (dry) | Qualifier | MDL (dry) | RDL (dry) | Dilution | Analysis | Batch |
|---------|--------------|-----------|-----------|-----------|----------|------------------|---------------------------|
| Lead | 16.0 | | 0.243 | 0.584 | 1 | 06/19/2024 00:05 | WG2305714 |

Volatile Organic Compounds (GC) by Method NWTPHGX

| Analyte | Result (dry) | Qualifier | MDL (dry) | RDL (dry) | Dilution | Analysis | Batch |
|---------------------------------|--------------|------------|-----------|-----------|----------|------------------|---------------------------|
| Gasoline Range Organics-NWTPH | 1.56 | B J | 1.18 | 3.49 | 25 | 06/20/2024 09:38 | WG2308498 |
| (S) a,a,a-Trifluorotoluene(FID) | 91.0 | | | 77.0-120 | | 06/20/2024 09:38 | WG2308498 |

Volatile Organic Compounds (GC/MS) by Method 8260D

| Analyte | Result (dry) | Qualifier | MDL (dry) | RDL (dry) | Dilution | Analysis | Batch |
|---------------------------|--------------|-----------|-----------|-----------|----------|------------------|---------------------------|
| Benzene | U | | 0.000651 | 0.00139 | 1 | 06/23/2024 14:16 | WG2309966 |
| 1,2-Dibromoethane | U | | 0.000904 | 0.00349 | 1 | 06/23/2024 14:16 | WG2309966 |
| 1,2-Dichloroethane | U | C3 | 0.000905 | 0.00349 | 1 | 06/23/2024 14:16 | WG2309966 |
| 1,1-Dichloroethene | U | | 0.000845 | 0.00349 | 1 | 06/23/2024 14:16 | WG2309966 |
| cis-1,2-Dichloroethene | U | | 0.00102 | 0.00349 | 1 | 06/23/2024 14:16 | WG2309966 |
| trans-1,2-Dichloroethene | U | | 0.00145 | 0.00697 | 1 | 06/23/2024 14:16 | WG2309966 |
| Ethylbenzene | 0.00255 | J | 0.00103 | 0.00349 | 1 | 06/23/2024 14:16 | WG2309966 |
| Methyl tert-butyl ether | U | C3 | 0.000488 | 0.00139 | 1 | 06/23/2024 14:16 | WG2309966 |
| Tetrachloroethene | U | | 0.00125 | 0.00349 | 1 | 06/23/2024 14:16 | WG2309966 |
| Toluene | 0.00225 | J | 0.00181 | 0.00697 | 1 | 06/23/2024 14:16 | WG2309966 |
| Trichloroethene | U | | 0.000815 | 0.00139 | 1 | 06/23/2024 14:16 | WG2309966 |
| Vinyl chloride | U | | 0.00162 | 0.00349 | 1 | 06/23/2024 14:16 | WG2309966 |
| Xylenes, Total | 0.0163 | | 0.00123 | 0.00907 | 1 | 06/23/2024 14:16 | WG2309966 |
| (S) Toluene-d8 | 103 | | | 75.0-131 | | 06/23/2024 14:16 | WG2309966 |
| (S) 4-Bromofluorobenzene | 106 | | | 67.0-138 | | 06/23/2024 14:16 | WG2309966 |
| (S) 1,2-Dichloroethane-d4 | 100 | | | 70.0-130 | | 06/23/2024 14:16 | WG2309966 |

Semi-Volatile Organic Compounds (GC) by Method NWTPHDX-NO SGT

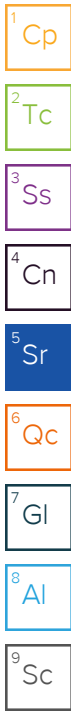
| Analyte | Result (dry) | Qualifier | MDL (dry) | RDL (dry) | Dilution | Analysis | Batch |
|-------------------------------|--------------|-----------|-----------|-----------|----------|------------------|---------------------------|
| Diesel Range Organics (DRO) | 11.6 | | 1.55 | 4.67 | 1 | 06/26/2024 14:35 | WG2311286 |
| Residual Range Organics (RRO) | 71.4 | | 3.89 | 11.7 | 1 | 06/26/2024 14:35 | WG2311286 |
| (S) o-Terphenyl | 73.0 | | | 18.0-148 | | 06/26/2024 14:35 | WG2311286 |

Sample Narrative:

L1747046-07 WG2311286: Sample resembles laboratory standard for Hydraulic Oil.

Polychlorinated Biphenyls (GC) by Method 8082 A

| Analyte | Result (dry) | Qualifier | MDL (dry) | RDL (dry) | Dilution | Analysis | Batch |
|----------|--------------|-----------|-----------|-----------|----------|------------------|---------------------------|
| PCB 1016 | U | | 0.0138 | 0.0397 | 1 | 06/23/2024 20:17 | WG2309859 |
| PCB 1221 | U | | 0.0138 | 0.0397 | 1 | 06/23/2024 20:17 | WG2309859 |
| PCB 1232 | U | | 0.0138 | 0.0397 | 1 | 06/23/2024 20:17 | WG2309859 |
| PCB 1242 | U | | 0.0138 | 0.0397 | 1 | 06/23/2024 20:17 | WG2309859 |
| PCB 1248 | U | | 0.00862 | 0.0199 | 1 | 06/23/2024 20:17 | WG2309859 |
| PCB 1254 | U | | 0.00862 | 0.0199 | 1 | 06/23/2024 20:17 | WG2309859 |
| PCB 1260 | U | | 0.00862 | 0.0199 | 1 | 06/23/2024 20:17 | WG2309859 |



Polychlorinated Biphenyls (GC) by Method 8082 A

| Analyte | Result (dry) mg/kg | Qualifier | MDL (dry) mg/kg | RDL (dry) mg/kg | Dilution | Analysis date / time | Batch |
|--------------------------|-----------------------|-----------|--------------------|--------------------|----------|-------------------------|---------------------------|
| (S) Decachlorobiphenyl | 39.3 | | | 10.0-135 | | 06/23/2024 20:17 | WG2309859 |
| (S) Tetrachloro-m-xylene | 40.1 | | | 10.0-139 | | 06/23/2024 20:17 | WG2309859 |

1 Cp

2 Tc

3 Ss

4 Cn

5 Sr

6 Qc

7 Gl

8 Al

9 Sc

Semi Volatile Organic Compounds (GC/MS) by Method 8270E-SIM

| Analyte | Result (dry) mg/kg | Qualifier | MDL (dry) mg/kg | RDL (dry) mg/kg | Dilution | Analysis date / time | Batch |
|------------------------|-----------------------|-----------|--------------------|--------------------|----------|-------------------------|---------------------------|
| Benzo(a)anthracene | U | | 0.00202 | 0.00701 | 1 | 06/22/2024 22:37 | WG2310075 |
| Benzo(a)pyrene | U | | 0.00209 | 0.00701 | 1 | 06/22/2024 22:37 | WG2310075 |
| Benzo(b)fluoranthene | U | | 0.00179 | 0.00701 | 1 | 06/22/2024 22:37 | WG2310075 |
| Benzo(k)fluoranthene | U | | 0.00251 | 0.00701 | 1 | 06/22/2024 22:37 | WG2310075 |
| Chrysene | U | | 0.00271 | 0.00701 | 1 | 06/22/2024 22:37 | WG2310075 |
| Dibenz(a,h)anthracene | U | | 0.00201 | 0.00701 | 1 | 06/22/2024 22:37 | WG2310075 |
| Indeno(1,2,3-cd)pyrene | U | | 0.00211 | 0.00701 | 1 | 06/22/2024 22:37 | WG2310075 |
| Naphthalene | U | | 0.00477 | 0.0234 | 1 | 06/22/2024 22:37 | WG2310075 |
| 1-Methylnaphthalene | U | | 0.00525 | 0.0234 | 1 | 06/22/2024 22:37 | WG2310075 |
| 2-Methylnaphthalene | U | | 0.00499 | 0.0234 | 1 | 06/22/2024 22:37 | WG2310075 |
| (S) Nitrobenzene-d5 | 73.0 | | | 14.0-149 | | 06/22/2024 22:37 | WG2310075 |
| (S) 2-Fluorobiphenyl | 82.3 | | | 34.0-125 | | 06/22/2024 22:37 | WG2310075 |
| (S) p-Terphenyl-d14 | 86.0 | | | 23.0-120 | | 06/22/2024 22:37 | WG2310075 |

Total Solids by Method 2540 G-2011

| Analyte | Result | Qualifier | Dilution | Analysis | Batch |
|--------------|--------|-----------|----------|------------------|---------------------------|
| Total Solids | 83.2 | | 1 | 06/18/2024 08:04 | WG2305704 |

Metals (ICP) by Method 6010D

| Analyte | Result (dry) | Qualifier | MDL (dry) | RDL (dry) | Dilution | Analysis | Batch |
|---------|--------------|-----------|-----------|-----------|----------|------------------|---------------------------|
| Lead | 11.0 | | 0.250 | 0.601 | 1 | 06/19/2024 00:07 | WG2305714 |

Volatile Organic Compounds (GC) by Method NWTPHGX

| Analyte | Result (dry) | Qualifier | MDL (dry) | RDL (dry) | Dilution | Analysis | Batch |
|---------------------------------|--------------|------------|-----------|-----------|----------|------------------|---------------------------|
| Gasoline Range Organics-NWTPH | 2.40 | <u>B J</u> | 1.24 | 3.64 | 25 | 06/20/2024 10:02 | WG2308498 |
| (S) a,a,a-Trifluorotoluene(FID) | 91.7 | | | 77.0-120 | | 06/20/2024 10:02 | WG2308498 |

Volatile Organic Compounds (GC/MS) by Method 8260D

| Analyte | Result (dry) | Qualifier | MDL (dry) | RDL (dry) | Dilution | Analysis | Batch |
|---------------------------|--------------|-----------|-----------|-----------|----------|------------------|---------------------------|
| Benzene | U | | 0.000680 | 0.00146 | 1 | 06/23/2024 14:35 | WG2309966 |
| 1,2-Dibromoethane | U | | 0.000944 | 0.00364 | 1 | 06/23/2024 14:35 | WG2309966 |
| 1,2-Dichloroethane | U | <u>C3</u> | 0.000946 | 0.00364 | 1 | 06/23/2024 14:35 | WG2309966 |
| 1,1-Dichloroethene | U | | 0.000883 | 0.00364 | 1 | 06/23/2024 14:35 | WG2309966 |
| cis-1,2-Dichloroethene | U | | 0.00107 | 0.00364 | 1 | 06/23/2024 14:35 | WG2309966 |
| trans-1,2-Dichloroethene | U | | 0.00152 | 0.00729 | 1 | 06/23/2024 14:35 | WG2309966 |
| Ethylbenzene | U | | 0.00107 | 0.00364 | 1 | 06/23/2024 14:35 | WG2309966 |
| Methyl tert-butyl ether | U | <u>C3</u> | 0.000510 | 0.00146 | 1 | 06/23/2024 14:35 | WG2309966 |
| Tetrachloroethene | U | | 0.00131 | 0.00364 | 1 | 06/23/2024 14:35 | WG2309966 |
| Toluene | 0.00611 | <u>J</u> | 0.00189 | 0.00729 | 1 | 06/23/2024 14:35 | WG2309966 |
| Trichloroethene | U | | 0.000851 | 0.00146 | 1 | 06/23/2024 14:35 | WG2309966 |
| Vinyl chloride | U | | 0.00169 | 0.00364 | 1 | 06/23/2024 14:35 | WG2309966 |
| Xylenes, Total | 0.00469 | <u>J</u> | 0.00128 | 0.00947 | 1 | 06/23/2024 14:35 | WG2309966 |
| (S) Toluene-d8 | 103 | | | 75.0-131 | | 06/23/2024 14:35 | WG2309966 |
| (S) 4-Bromofluorobenzene | 104 | | | 67.0-138 | | 06/23/2024 14:35 | WG2309966 |
| (S) 1,2-Dichloroethane-d4 | 94.4 | | | 70.0-130 | | 06/23/2024 14:35 | WG2309966 |

Semi-Volatile Organic Compounds (GC) by Method NWTPHDX-NO SGT

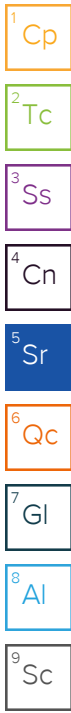
| Analyte | Result (dry) | Qualifier | MDL (dry) | RDL (dry) | Dilution | Analysis | Batch |
|-------------------------------|--------------|-----------|-----------|-----------|----------|------------------|---------------------------|
| Diesel Range Organics (DRO) | 7.12 | | 1.60 | 4.81 | 1 | 06/26/2024 12:34 | WG2311286 |
| Residual Range Organics (RRO) | 4.60 | <u>J</u> | 4.00 | 12.0 | 1 | 06/26/2024 12:34 | WG2311286 |
| (S) o-Terphenyl | 68.7 | | | 18.0-148 | | 06/26/2024 12:34 | WG2311286 |

Sample Narrative:

L1747046-08 WG2311286: Sample resembles laboratory standard for Hydraulic Oil.

Polychlorinated Biphenyls (GC) by Method 8082 A

| Analyte | Result (dry) | Qualifier | MDL (dry) | RDL (dry) | Dilution | Analysis | Batch |
|----------|--------------|-----------|-----------|-----------|----------|------------------|---------------------------|
| PCB 1016 | U | | 0.0142 | 0.0409 | 1 | 06/22/2024 14:54 | WG2309859 |
| PCB 1221 | U | | 0.0142 | 0.0409 | 1 | 06/22/2024 14:54 | WG2309859 |
| PCB 1232 | U | | 0.0142 | 0.0409 | 1 | 06/22/2024 14:54 | WG2309859 |
| PCB 1242 | U | | 0.0142 | 0.0409 | 1 | 06/22/2024 14:54 | WG2309859 |
| PCB 1248 | U | | 0.00887 | 0.0204 | 1 | 06/22/2024 14:54 | WG2309859 |
| PCB 1254 | U | | 0.00887 | 0.0204 | 1 | 06/22/2024 14:54 | WG2309859 |
| PCB 1260 | U | | 0.00887 | 0.0204 | 1 | 06/22/2024 14:54 | WG2309859 |



Polychlorinated Biphenyls (GC) by Method 8082 A

| Analyte | Result (dry) mg/kg | Qualifier | MDL (dry) mg/kg | RDL (dry) mg/kg | Dilution | Analysis date / time | Batch |
|--------------------------|-----------------------|-----------|--------------------|--------------------|----------|-------------------------|---------------------------|
| (S) Decachlorobiphenyl | 60.4 | | | 10.0-135 | | 06/22/2024 14:54 | WG2309859 |
| (S) Tetrachloro-m-xylene | 75.3 | | | 10.0-139 | | 06/22/2024 14:54 | WG2309859 |

1 Cp

2 Tc

3 Ss

Semi Volatile Organic Compounds (GC/MS) by Method 8270E-SIM

| Analyte | Result (dry) mg/kg | Qualifier | MDL (dry) mg/kg | RDL (dry) mg/kg | Dilution | Analysis date / time | Batch |
|------------------------|-----------------------|-----------|--------------------|--------------------|----------|-------------------------|---------------------------|
| Benzo(a)anthracene | U | | 0.00208 | 0.00721 | 1 | 06/23/2024 02:13 | WG2310075 |
| Benzo(a)pyrene | U | | 0.00215 | 0.00721 | 1 | 06/23/2024 02:13 | WG2310075 |
| Benzo(b)fluoranthene | U | | 0.00184 | 0.00721 | 1 | 06/23/2024 02:13 | WG2310075 |
| Benzo(k)fluoranthene | U | | 0.00258 | 0.00721 | 1 | 06/23/2024 02:13 | WG2310075 |
| Chrysene | U | | 0.00279 | 0.00721 | 1 | 06/23/2024 02:13 | WG2310075 |
| Dibenz(a,h)anthracene | U | | 0.00207 | 0.00721 | 1 | 06/23/2024 02:13 | WG2310075 |
| Indeno(1,2,3-cd)pyrene | U | | 0.00218 | 0.00721 | 1 | 06/23/2024 02:13 | WG2310075 |
| Naphthalene | U | | 0.00490 | 0.0240 | 1 | 06/23/2024 02:13 | WG2310075 |
| 1-Methylnaphthalene | U | | 0.00540 | 0.0240 | 1 | 06/23/2024 02:13 | WG2310075 |
| 2-Methylnaphthalene | U | | 0.00513 | 0.0240 | 1 | 06/23/2024 02:13 | WG2310075 |
| (S) Nitrobenzene-d5 | 145 | | | 14.0-149 | | 06/23/2024 02:13 | WG2310075 |
| (S) 2-Fluorobiphenyl | 94.3 | | | 34.0-125 | | 06/23/2024 02:13 | WG2310075 |
| (S) p-Terphenyl-d14 | 87.0 | | | 23.0-120 | | 06/23/2024 02:13 | WG2310075 |

4 Cn

5 Sr

6 Qc

7 Gl

8 Al

9 Sc

Total Solids by Method 2540 G-2011

| Analyte | Result | Qualifier | Dilution | Analysis | Batch |
|--------------|--------|-----------|----------|------------------|---------------------------|
| Total Solids | 83.2 | | 1 | 06/18/2024 08:04 | WG2305704 |

Metals (ICP) by Method 6010D

| Analyte | Result (dry) | Qualifier | MDL (dry) | RDL (dry) | Dilution | Analysis | Batch |
|---------|--------------|-----------|-----------|-----------|----------|------------------|---------------------------|
| Lead | 10.8 | | 0.250 | 0.601 | 1 | 06/17/2024 09:20 | WG2305667 |

Volatile Organic Compounds (GC) by Method NWTPHGX

| Analyte | Result (dry) | Qualifier | MDL (dry) | RDL (dry) | Dilution | Analysis | Batch |
|---------------------------------|--------------|-----------|-----------|-----------|----------|------------------|---------------------------|
| Gasoline Range Organics-NWTPH | U | | 1.24 | 3.66 | 25 | 06/20/2024 10:25 | WG2308498 |
| (S) a,a,a-Trifluorotoluene(FID) | 95.6 | | | 77.0-120 | | 06/20/2024 10:25 | WG2308498 |

Volatile Organic Compounds (GC/MS) by Method 8260D

| Analyte | Result (dry) | Qualifier | MDL (dry) | RDL (dry) | Dilution | Analysis | Batch |
|---------------------------|--------------|-----------|-----------|-----------|----------|------------------|---------------------------|
| Benzene | U | | 0.000684 | 0.00146 | 1 | 06/23/2024 14:55 | WG2309966 |
| 1,2-Dibromoethane | U | | 0.000949 | 0.00366 | 1 | 06/23/2024 14:55 | WG2309966 |
| 1,2-Dichloroethane | U | C3 | 0.000950 | 0.00366 | 1 | 06/23/2024 14:55 | WG2309966 |
| 1,1-Dichloroethene | U | | 0.000887 | 0.00366 | 1 | 06/23/2024 14:55 | WG2309966 |
| cis-1,2-Dichloroethene | U | | 0.00107 | 0.00366 | 1 | 06/23/2024 14:55 | WG2309966 |
| trans-1,2-Dichloroethene | U | | 0.00152 | 0.00732 | 1 | 06/23/2024 14:55 | WG2309966 |
| Ethylbenzene | U | | 0.00108 | 0.00366 | 1 | 06/23/2024 14:55 | WG2309966 |
| Methyl tert-butyl ether | U | C3 | 0.000512 | 0.00146 | 1 | 06/23/2024 14:55 | WG2309966 |
| Tetrachloroethene | U | | 0.00131 | 0.00366 | 1 | 06/23/2024 14:55 | WG2309966 |
| Toluene | 0.00555 | J | 0.00190 | 0.00732 | 1 | 06/23/2024 14:55 | WG2309966 |
| Trichloroethene | U | | 0.000855 | 0.00146 | 1 | 06/23/2024 14:55 | WG2309966 |
| Vinyl chloride | U | | 0.00170 | 0.00366 | 1 | 06/23/2024 14:55 | WG2309966 |
| Xylenes, Total | 0.00307 | J | 0.00129 | 0.00952 | 1 | 06/23/2024 14:55 | WG2309966 |
| (S) Toluene-d8 | 104 | | | 75.0-131 | | 06/23/2024 14:55 | WG2309966 |
| (S) 4-Bromofluorobenzene | 108 | | | 67.0-138 | | 06/23/2024 14:55 | WG2309966 |
| (S) 1,2-Dichloroethane-d4 | 89.9 | | | 70.0-130 | | 06/23/2024 14:55 | WG2309966 |

Semi-Volatile Organic Compounds (GC) by Method NWTPHDX-NO SGT

| Analyte | Result (dry) | Qualifier | MDL (dry) | RDL (dry) | Dilution | Analysis | Batch |
|-------------------------------|--------------|-----------|-----------|-----------|----------|------------------|---------------------------|
| Diesel Range Organics (DRO) | 14.7 | | 1.60 | 4.81 | 1 | 06/26/2024 14:08 | WG2311286 |
| Residual Range Organics (RRO) | 11.9 | J | 4.00 | 12.0 | 1 | 06/26/2024 14:08 | WG2311286 |
| (S) o-Terphenyl | 73.4 | | | 18.0-148 | | 06/26/2024 14:08 | WG2311286 |

Polychlorinated Biphenyls (GC) by Method 8082 A

| Analyte | Result (dry) | Qualifier | MDL (dry) | RDL (dry) | Dilution | Analysis | Batch |
|--------------------------|--------------|-----------|-----------|-----------|----------|------------------|---------------------------|
| PCB 1016 | U | | 0.0142 | 0.0409 | 1 | 06/22/2024 15:04 | WG2309859 |
| PCB 1221 | U | | 0.0142 | 0.0409 | 1 | 06/22/2024 15:04 | WG2309859 |
| PCB 1232 | U | | 0.0142 | 0.0409 | 1 | 06/22/2024 15:04 | WG2309859 |
| PCB 1242 | U | | 0.0142 | 0.0409 | 1 | 06/22/2024 15:04 | WG2309859 |
| PCB 1248 | U | | 0.00887 | 0.0204 | 1 | 06/22/2024 15:04 | WG2309859 |
| PCB 1254 | U | | 0.00887 | 0.0204 | 1 | 06/22/2024 15:04 | WG2309859 |
| PCB 1260 | U | | 0.00887 | 0.0204 | 1 | 06/22/2024 15:04 | WG2309859 |
| (S) Decachlorobiphenyl | 57.6 | | | 10.0-135 | | 06/22/2024 15:04 | WG2309859 |
| (S) Tetrachloro-m-xylene | 65.5 | | | 10.0-139 | | 06/22/2024 15:04 | WG2309859 |



Semi Volatile Organic Compounds (GC/MS) by Method 8270E-SIM

| Analyte | Result (dry) mg/kg | Qualifier | MDL (dry) mg/kg | RDL (dry) mg/kg | Dilution | Analysis date / time | Batch |
|------------------------|-----------------------|-----------|--------------------|--------------------|----------|-------------------------|---------------------------|
| Benzo(a)anthracene | U | | 0.00208 | 0.00721 | 1 | 06/23/2024 02:30 | WG2310075 |
| Benzo(a)pyrene | U | | 0.00215 | 0.00721 | 1 | 06/23/2024 02:30 | WG2310075 |
| Benzo(b)fluoranthene | U | | 0.00184 | 0.00721 | 1 | 06/23/2024 02:30 | WG2310075 |
| Benzo(k)fluoranthene | U | | 0.00258 | 0.00721 | 1 | 06/23/2024 02:30 | WG2310075 |
| Chrysene | U | | 0.00279 | 0.00721 | 1 | 06/23/2024 02:30 | WG2310075 |
| Dibenz(a,h)anthracene | U | | 0.00207 | 0.00721 | 1 | 06/23/2024 02:30 | WG2310075 |
| Indeno(1,2,3-cd)pyrene | U | | 0.00218 | 0.00721 | 1 | 06/23/2024 02:30 | WG2310075 |
| Naphthalene | U | | 0.00490 | 0.0240 | 1 | 06/23/2024 02:30 | WG2310075 |
| 1-Methylnaphthalene | U | | 0.00540 | 0.0240 | 1 | 06/23/2024 02:30 | WG2310075 |
| 2-Methylnaphthalene | U | | 0.00513 | 0.0240 | 1 | 06/23/2024 02:30 | WG2310075 |
| (S) Nitrobenzene-d5 | 74.6 | | | 14.0-149 | | 06/23/2024 02:30 | WG2310075 |
| (S) 2-Fluorobiphenyl | 68.5 | | | 34.0-125 | | 06/23/2024 02:30 | WG2310075 |
| (S) p-Terphenyl-d14 | 71.4 | | | 23.0-120 | | 06/23/2024 02:30 | WG2310075 |

- 1 Cp
- 2 Tc
- 3 Ss
- 4 Cn
- 5 Sr
- 6 Qc
- 7 Gl
- 8 Al
- 9 Sc

Total Solids by Method 2540 G-2011

| Analyte | Result | Qualifier | Dilution | Analysis | Batch |
|--------------|--------|-----------|----------|------------------|---------------------------|
| Total Solids | 88.5 | | 1 | 06/18/2024 08:04 | WG2305704 |

Metals (ICP) by Method 6010D

| Analyte | Result (dry) | Qualifier | MDL (dry) | RDL (dry) | Dilution | Analysis | Batch |
|---------|--------------|-----------|-----------|-----------|----------|------------------|---------------------------|
| Lead | 15.6 | | 0.235 | 0.565 | 1 | 06/17/2024 09:22 | WG2305667 |

Volatile Organic Compounds (GC) by Method NWTPHGX

| Analyte | Result (dry) | Qualifier | MDL (dry) | RDL (dry) | Dilution | Analysis | Batch |
|---------------------------------|--------------|------------|-----------|-----------|----------|------------------|---------------------------|
| Gasoline Range Organics-NWTPH | 1.11 | B J | 1.09 | 3.22 | 25 | 06/20/2024 10:48 | WG2308498 |
| (S) a,a,a-Trifluorotoluene(FID) | 92.0 | | | 77.0-120 | | 06/20/2024 10:48 | WG2308498 |

Volatile Organic Compounds (GC/MS) by Method 8260D

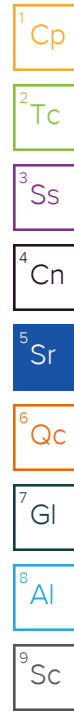
| Analyte | Result (dry) | Qualifier | MDL (dry) | RDL (dry) | Dilution | Analysis | Batch |
|---------------------------|--------------|-----------|-----------|-----------|----------|------------------|---------------------------|
| Benzene | U | | 0.000601 | 0.00129 | 1 | 06/23/2024 15:19 | WG2309966 |
| 1,2-Dibromoethane | U | | 0.000834 | 0.00322 | 1 | 06/23/2024 15:19 | WG2309966 |
| 1,2-Dichloroethane | U | C3 | 0.000835 | 0.00322 | 1 | 06/23/2024 15:19 | WG2309966 |
| 1,1-Dichloroethene | U | | 0.000780 | 0.00322 | 1 | 06/23/2024 15:19 | WG2309966 |
| cis-1,2-Dichloroethene | U | | 0.000945 | 0.00322 | 1 | 06/23/2024 15:19 | WG2309966 |
| trans-1,2-Dichloroethene | U | | 0.00134 | 0.00643 | 1 | 06/23/2024 15:19 | WG2309966 |
| Ethylbenzene | U | | 0.000948 | 0.00322 | 1 | 06/23/2024 15:19 | WG2309966 |
| Methyl tert-butyl ether | U | C3 | 0.000450 | 0.00129 | 1 | 06/23/2024 15:19 | WG2309966 |
| Tetrachloroethene | U | | 0.00115 | 0.00322 | 1 | 06/23/2024 15:19 | WG2309966 |
| Toluene | 0.00484 | J | 0.00167 | 0.00643 | 1 | 06/23/2024 15:19 | WG2309966 |
| Trichloroethene | U | | 0.000752 | 0.00129 | 1 | 06/23/2024 15:19 | WG2309966 |
| Vinyl chloride | U | | 0.00149 | 0.00322 | 1 | 06/23/2024 15:19 | WG2309966 |
| Xylenes, Total | 0.00270 | J | 0.00113 | 0.00836 | 1 | 06/23/2024 15:19 | WG2309966 |
| (S) Toluene-d8 | 99.7 | | | 75.0-131 | | 06/23/2024 15:19 | WG2309966 |
| (S) 4-Bromofluorobenzene | 105 | | | 67.0-138 | | 06/23/2024 15:19 | WG2309966 |
| (S) 1,2-Dichloroethane-d4 | 100 | | | 70.0-130 | | 06/23/2024 15:19 | WG2309966 |

Semi-Volatile Organic Compounds (GC) by Method NWTPHDX-NO SGT

| Analyte | Result (dry) | Qualifier | MDL (dry) | RDL (dry) | Dilution | Analysis | Batch |
|-------------------------------|--------------|-----------|-----------|-----------|----------|------------------|---------------------------|
| Diesel Range Organics (DRO) | U | | 1.50 | 4.52 | 1 | 06/26/2024 10:27 | WG2311287 |
| Residual Range Organics (RRO) | U | | 3.76 | 11.3 | 1 | 06/26/2024 10:27 | WG2311287 |
| (S) o-Terphenyl | 61.5 | | | 18.0-148 | | 06/26/2024 10:27 | WG2311287 |

Polychlorinated Biphenyls (GC) by Method 8082 A

| Analyte | Result (dry) | Qualifier | MDL (dry) | RDL (dry) | Dilution | Analysis | Batch |
|--------------------------|--------------|-----------|-----------|-----------|----------|------------------|---------------------------|
| PCB 1016 | U | | 0.0133 | 0.0384 | 1 | 06/22/2024 15:14 | WG2309859 |
| PCB 1221 | U | | 0.0133 | 0.0384 | 1 | 06/22/2024 15:14 | WG2309859 |
| PCB 1232 | U | | 0.0133 | 0.0384 | 1 | 06/22/2024 15:14 | WG2309859 |
| PCB 1242 | U | | 0.0133 | 0.0384 | 1 | 06/22/2024 15:14 | WG2309859 |
| PCB 1248 | U | | 0.00834 | 0.0192 | 1 | 06/22/2024 15:14 | WG2309859 |
| PCB 1254 | U | | 0.00834 | 0.0192 | 1 | 06/22/2024 15:14 | WG2309859 |
| PCB 1260 | U | | 0.00834 | 0.0192 | 1 | 06/22/2024 15:14 | WG2309859 |
| (S) Decachlorobiphenyl | 80.0 | | | 10.0-135 | | 06/22/2024 15:14 | WG2309859 |
| (S) Tetrachloro-m-xylene | 94.8 | | | 10.0-139 | | 06/22/2024 15:14 | WG2309859 |



Semi Volatile Organic Compounds (GC/MS) by Method 8270E-SIM

| Analyte | Result (dry) mg/kg | Qualifier | MDL (dry) mg/kg | RDL (dry) mg/kg | Dilution | Analysis date / time | Batch |
|------------------------|-----------------------|-----------|--------------------|--------------------|----------|-------------------------|---------------------------|
| Benzo(a)anthracene | U | | 0.00196 | 0.00678 | 1 | 06/23/2024 02:47 | WG2310075 |
| Benzo(a)pyrene | U | | 0.00202 | 0.00678 | 1 | 06/23/2024 02:47 | WG2310075 |
| Benzo(b)fluoranthene | U | | 0.00173 | 0.00678 | 1 | 06/23/2024 02:47 | WG2310075 |
| Benzo(k)fluoranthene | U | | 0.00243 | 0.00678 | 1 | 06/23/2024 02:47 | WG2310075 |
| Chrysene | U | | 0.00262 | 0.00678 | 1 | 06/23/2024 02:47 | WG2310075 |
| Dibenz(a,h)anthracene | U | | 0.00194 | 0.00678 | 1 | 06/23/2024 02:47 | WG2310075 |
| Indeno(1,2,3-cd)pyrene | U | | 0.00205 | 0.00678 | 1 | 06/23/2024 02:47 | WG2310075 |
| Naphthalene | U | | 0.00461 | 0.0226 | 1 | 06/23/2024 02:47 | WG2310075 |
| 1-Methylnaphthalene | U | | 0.00507 | 0.0226 | 1 | 06/23/2024 02:47 | WG2310075 |
| 2-Methylnaphthalene | U | | 0.00483 | 0.0226 | 1 | 06/23/2024 02:47 | WG2310075 |
| (S) Nitrobenzene-d5 | 125 | | | 14.0-149 | | 06/23/2024 02:47 | WG2310075 |
| (S) 2-Fluorobiphenyl | 81.1 | | | 34.0-125 | | 06/23/2024 02:47 | WG2310075 |
| (S) p-Terphenyl-d14 | 77.2 | | | 23.0-120 | | 06/23/2024 02:47 | WG2310075 |

1
Cp

2
Tc

3
Ss

4
Cn

5
Sr

6
Qc

7
Gl

8
Al

9
Sc

Total Solids by Method 2540 G-2011

| Analyte | Result | Qualifier | Dilution | Analysis | Batch |
|--------------|--------|-----------|----------|------------------|---------------------------|
| Total Solids | 79.4 | | 1 | 06/15/2024 18:06 | WG2305705 |

Metals (ICP) by Method 6010D

| Analyte | Result (dry) | Qualifier | MDL (dry) | RDL (dry) | Dilution | Analysis | Batch |
|---------|--------------|-----------|-----------|-----------|----------|------------------|---------------------------|
| Lead | 15.5 | | 0.262 | 0.630 | 1 | 06/17/2024 09:23 | WG2305667 |

Volatile Organic Compounds (GC) by Method NWTPHGX

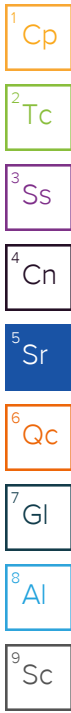
| Analyte | Result (dry) | Qualifier | MDL (dry) | RDL (dry) | Dilution | Analysis | Batch |
|---------------------------------|--------------|-----------|-----------|-----------|----------|------------------|---------------------------|
| Gasoline Range Organics-NWTPH | U | | 1.35 | 3.99 | 25 | 06/20/2024 11:12 | WG2308498 |
| (S) a,a,a-Trifluorotoluene(FID) | 92.7 | | | 77.0-120 | | 06/20/2024 11:12 | WG2308498 |

Volatile Organic Compounds (GC/MS) by Method 8260D

| Analyte | Result (dry) | Qualifier | MDL (dry) | RDL (dry) | Dilution | Analysis | Batch |
|---------------------------|--------------|-----------|-----------|-----------|----------|------------------|---------------------------|
| Benzene | U | | 0.000745 | 0.00160 | 1 | 06/21/2024 10:58 | WG2309275 |
| Toluene | 0.00233 | J | 0.00207 | 0.00798 | 1 | 06/21/2024 10:58 | WG2309275 |
| Ethylbenzene | U | | 0.00118 | 0.00399 | 1 | 06/21/2024 10:58 | WG2309275 |
| Total Xylenes | 0.00185 | J | 0.00140 | 0.0104 | 1 | 06/21/2024 10:58 | WG2309275 |
| Methyl tert-butyl ether | U | | 0.000558 | 0.00160 | 1 | 06/21/2024 10:58 | WG2309275 |
| 1,2-Dichloroethane | U | | 0.00104 | 0.00399 | 1 | 06/21/2024 10:58 | WG2309275 |
| 1,2-Dibromoethane | U | | 0.00103 | 0.00399 | 1 | 06/21/2024 10:58 | WG2309275 |
| (S) Toluene-d8 | 95.0 | | | 75.0-131 | | 06/21/2024 10:58 | WG2309275 |
| (S) 4-Bromofluorobenzene | 101 | | | 67.0-138 | | 06/21/2024 10:58 | WG2309275 |
| (S) 1,2-Dichloroethane-d4 | 99.7 | | | 70.0-130 | | 06/21/2024 10:58 | WG2309275 |

Semi-Volatile Organic Compounds (GC) by Method NWTPHDX-NO SGT

| Analyte | Result (dry) | Qualifier | MDL (dry) | RDL (dry) | Dilution | Analysis | Batch |
|-------------------------------|--------------|-----------|-----------|-----------|----------|------------------|---------------------------|
| Diesel Range Organics (DRO) | U | | 1.68 | 5.04 | 1 | 06/26/2024 10:40 | WG2311287 |
| Residual Range Organics (RRO) | 5.03 | J | 4.19 | 12.6 | 1 | 06/26/2024 10:40 | WG2311287 |
| (S) o-Terphenyl | 35.4 | | | 18.0-148 | | 06/26/2024 10:40 | WG2311287 |



Total Solids by Method 2540 G-2011

| Analyte | Result | Qualifier | Dilution | Analysis | Batch |
|--------------|--------|-----------|----------|------------------|---------------------------|
| Total Solids | 78.5 | | 1 | 06/15/2024 18:06 | WG2305705 |

Metals (ICP) by Method 6010D

| Analyte | Result (dry) | Qualifier | MDL (dry) | RDL (dry) | Dilution | Analysis | Batch |
|---------|--------------|-----------|-----------|-----------|----------|------------------|---------------------------|
| Lead | 10.4 | | 0.265 | 0.637 | 1 | 06/17/2024 09:25 | WG2305667 |

Volatile Organic Compounds (GC) by Method NWTPHGX

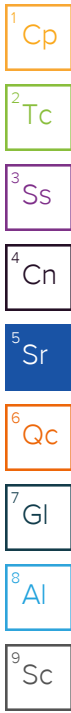
| Analyte | Result (dry) | Qualifier | MDL (dry) | RDL (dry) | Dilution | Analysis | Batch |
|---------------------------------|--------------|------------|-----------|-----------|----------|------------------|---------------------------|
| Gasoline Range Organics-NWTPH | 2.50 | <u>B J</u> | 1.36 | 4.00 | 25 | 06/20/2024 11:44 | WG2308498 |
| (S) a,a,a-Trifluorotoluene(FID) | 91.8 | | | 77.0-120 | | 06/20/2024 11:44 | WG2308498 |

Volatile Organic Compounds (GC/MS) by Method 8260D

| Analyte | Result (dry) | Qualifier | MDL (dry) | RDL (dry) | Dilution | Analysis | Batch |
|---------------------------|--------------|-----------|-----------|-----------|----------|------------------|---------------------------|
| Benzene | U | | 0.000748 | 0.00160 | 1 | 06/21/2024 11:17 | WG2309275 |
| Toluene | 0.00599 | <u>J</u> | 0.00208 | 0.00800 | 1 | 06/21/2024 11:17 | WG2309275 |
| Ethylbenzene | U | | 0.00118 | 0.00400 | 1 | 06/21/2024 11:17 | WG2309275 |
| Total Xylenes | 0.00455 | <u>J</u> | 0.00141 | 0.0104 | 1 | 06/21/2024 11:17 | WG2309275 |
| Methyl tert-butyl ether | U | | 0.000560 | 0.00160 | 1 | 06/21/2024 11:17 | WG2309275 |
| 1,2-Dichloroethane | U | | 0.00104 | 0.00400 | 1 | 06/21/2024 11:17 | WG2309275 |
| 1,2-Dibromoethane | U | | 0.00104 | 0.00400 | 1 | 06/21/2024 11:17 | WG2309275 |
| (S) Toluene-d8 | 93.3 | | | 75.0-131 | | 06/21/2024 11:17 | WG2309275 |
| (S) 4-Bromofluorobenzene | 102 | | | 67.0-138 | | 06/21/2024 11:17 | WG2309275 |
| (S) 1,2-Dichloroethane-d4 | 99.7 | | | 70.0-130 | | 06/21/2024 11:17 | WG2309275 |

Semi-Volatile Organic Compounds (GC) by Method NWTPHDX-NO SGT

| Analyte | Result (dry) | Qualifier | MDL (dry) | RDL (dry) | Dilution | Analysis | Batch |
|-------------------------------|--------------|-----------|-----------|-----------|----------|------------------|---------------------------|
| Diesel Range Organics (DRO) | U | | 1.69 | 5.09 | 1 | 06/26/2024 10:40 | WG2311287 |
| Residual Range Organics (RRO) | U | | 4.24 | 12.7 | 1 | 06/26/2024 10:40 | WG2311287 |
| (S) o-Terphenyl | 49.8 | | | 18.0-148 | | 06/26/2024 10:40 | WG2311287 |



Total Solids by Method 2540 G-2011

| Analyte | Result | Qualifier | Dilution | Analysis | Batch |
|--------------|--------|-----------|----------|------------------|---------------------------|
| Total Solids | 75.9 | | 1 | 06/15/2024 18:06 | WG2305705 |

Metals (ICP) by Method 6010D

| Analyte | Result (dry) | Qualifier | MDL (dry) | RDL (dry) | Dilution | Analysis | Batch |
|---------|--------------|-----------|-----------|-----------|----------|------------------|---------------------------|
| Lead | 10.6 | | 0.274 | 0.659 | 1 | 06/17/2024 09:27 | WG2305667 |

Volatile Organic Compounds (GC) by Method NWTPHGX

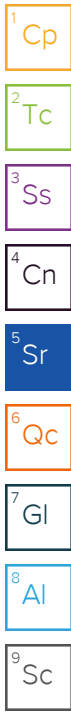
| Analyte | Result (dry) | Qualifier | MDL (dry) | RDL (dry) | Dilution | Analysis | Batch |
|---------------------------------|--------------|---------------------|-----------|-----------|----------|------------------|---------------------------|
| Gasoline Range Organics-NWTPH | 2.68 | B J | 1.43 | 4.22 | 25 | 06/20/2024 11:59 | WG2308498 |
| (S) a,a,a-Trifluorotoluene(FID) | 92.2 | | | 77.0-120 | | 06/20/2024 11:59 | WG2308498 |

Volatile Organic Compounds (GC/MS) by Method 8260D

| Analyte | Result (dry) | Qualifier | MDL (dry) | RDL (dry) | Dilution | Analysis | Batch |
|---------------------------|--------------|-----------|-----------|-----------|----------|------------------|---------------------------|
| Benzene | U | | 0.000788 | 0.00169 | 1 | 06/21/2024 11:36 | WG2309275 |
| Toluene | U | | 0.00219 | 0.00844 | 1 | 06/21/2024 11:36 | WG2309275 |
| Ethylbenzene | U | | 0.00124 | 0.00422 | 1 | 06/21/2024 11:36 | WG2309275 |
| Total Xylenes | U | | 0.00149 | 0.0110 | 1 | 06/21/2024 11:36 | WG2309275 |
| Methyl tert-butyl ether | U | | 0.000591 | 0.00169 | 1 | 06/21/2024 11:36 | WG2309275 |
| 1,2-Dichloroethane | U | | 0.00110 | 0.00422 | 1 | 06/21/2024 11:36 | WG2309275 |
| 1,2-Dibromoethane | U | | 0.00109 | 0.00422 | 1 | 06/21/2024 11:36 | WG2309275 |
| (S) Toluene-d8 | 97.4 | | | 75.0-131 | | 06/21/2024 11:36 | WG2309275 |
| (S) 4-Bromofluorobenzene | 103 | | | 67.0-138 | | 06/21/2024 11:36 | WG2309275 |
| (S) 1,2-Dichloroethane-d4 | 102 | | | 70.0-130 | | 06/21/2024 11:36 | WG2309275 |

Semi-Volatile Organic Compounds (GC) by Method NWTPHDX-NO SGT

| Analyte | Result (dry) | Qualifier | MDL (dry) | RDL (dry) | Dilution | Analysis | Batch |
|-------------------------------|--------------|-----------|-----------|-----------|----------|------------------|---------------------------|
| Diesel Range Organics (DRO) | U | | 1.75 | 5.27 | 1 | 06/26/2024 10:15 | WG2311287 |
| Residual Range Organics (RRO) | U | | 4.39 | 13.2 | 1 | 06/26/2024 10:15 | WG2311287 |
| (S) o-Terphenyl | 59.4 | | | 18.0-148 | | 06/26/2024 10:15 | WG2311287 |



Total Solids by Method 2540 G-2011

| Analyte | Result | Qualifier | Dilution | Analysis | Batch |
|--------------|--------|-----------|----------|------------------|---------------------------|
| Total Solids | 79.8 | | 1 | 06/15/2024 18:06 | WG2305705 |

Metals (ICP) by Method 6010D

| Analyte | Result (dry) | Qualifier | MDL (dry) | RDL (dry) | Dilution | Analysis | Batch |
|---------|--------------|-----------|-----------|-----------|----------|------------------|---------------------------|
| Lead | 8.92 | | 0.261 | 0.627 | 1 | 06/17/2024 09:28 | WG2305667 |

Volatile Organic Compounds (GC) by Method NWTPHGX

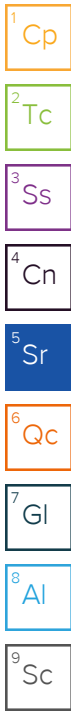
| Analyte | Result (dry) | Qualifier | MDL (dry) | RDL (dry) | Dilution | Analysis | Batch |
|---------------------------------|--------------|---------------------|-----------|-----------|----------|------------------|---------------------------|
| Gasoline Range Organics-NWTPH | 1.41 | B J | 1.36 | 4.00 | 25 | 06/20/2024 12:22 | WG2308498 |
| (S) a,a,a-Trifluorotoluene(FID) | 91.3 | | | 77.0-120 | | 06/20/2024 12:22 | WG2308498 |

Volatile Organic Compounds (GC/MS) by Method 8260D

| Analyte | Result (dry) | Qualifier | MDL (dry) | RDL (dry) | Dilution | Analysis | Batch |
|---------------------------|--------------|-----------|-----------|-----------|----------|------------------|---------------------------|
| Benzene | U | | 0.000748 | 0.00160 | 1 | 06/21/2024 11:56 | WG2309275 |
| Toluene | U | | 0.00208 | 0.00801 | 1 | 06/21/2024 11:56 | WG2309275 |
| Ethylbenzene | U | | 0.00118 | 0.00400 | 1 | 06/21/2024 11:56 | WG2309275 |
| Total Xylenes | U | | 0.00141 | 0.0104 | 1 | 06/21/2024 11:56 | WG2309275 |
| Methyl tert-butyl ether | U | | 0.000560 | 0.00160 | 1 | 06/21/2024 11:56 | WG2309275 |
| 1,2-Dichloroethane | U | | 0.00104 | 0.00400 | 1 | 06/21/2024 11:56 | WG2309275 |
| 1,2-Dibromoethane | U | | 0.00104 | 0.00400 | 1 | 06/21/2024 11:56 | WG2309275 |
| (S) Toluene-d8 | 95.9 | | | 75.0-131 | | 06/21/2024 11:56 | WG2309275 |
| (S) 4-Bromofluorobenzene | 98.6 | | | 67.0-138 | | 06/21/2024 11:56 | WG2309275 |
| (S) 1,2-Dichloroethane-d4 | 99.9 | | | 70.0-130 | | 06/21/2024 11:56 | WG2309275 |

Semi-Volatile Organic Compounds (GC) by Method NWTPHDX-NO SGT

| Analyte | Result (dry) | Qualifier | MDL (dry) | RDL (dry) | Dilution | Analysis | Batch |
|-------------------------------|--------------|-----------|-----------|-----------|----------|------------------|---------------------------|
| Diesel Range Organics (DRO) | U | | 1.67 | 5.01 | 1 | 06/26/2024 09:50 | WG2311287 |
| Residual Range Organics (RRO) | U | | 4.17 | 12.5 | 1 | 06/26/2024 09:50 | WG2311287 |
| (S) o-Terphenyl | 37.8 | | | 18.0-148 | | 06/26/2024 09:50 | WG2311287 |



Total Solids by Method 2540 G-2011

| Analyte | Result | Qualifier | Dilution | Analysis | Batch |
|--------------|--------|-----------|----------|------------------|---------------------------|
| Total Solids | 72.8 | | 1 | 06/15/2024 18:06 | WG2305705 |

Metals (ICP) by Method 6010D

| Analyte | Result (dry) | Qualifier | MDL (dry) | RDL (dry) | Dilution | Analysis | Batch |
|---------|--------------|-----------|-----------|-----------|----------|------------------|---------------------------|
| Lead | 11.3 | | 0.286 | 0.687 | 1 | 06/17/2024 09:33 | WG2305667 |

Volatile Organic Compounds (GC) by Method NWTPHGX

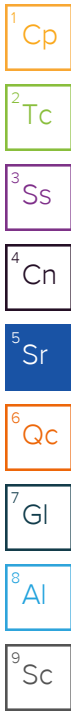
| Analyte | Result (dry) | Qualifier | MDL (dry) | RDL (dry) | Dilution | Analysis | Batch |
|---------------------------------|--------------|---------------------|-----------|-----------|----------|------------------|---------------------------|
| Gasoline Range Organics-NWTPH | 2.19 | B J | 1.57 | 4.63 | 25 | 06/20/2024 12:50 | WG2308498 |
| (S) a,a,a-Trifluorotoluene(FID) | 91.2 | | | 77.0-120 | | 06/20/2024 12:50 | WG2308498 |

Volatile Organic Compounds (GC/MS) by Method 8260D

| Analyte | Result (dry) | Qualifier | MDL (dry) | RDL (dry) | Dilution | Analysis | Batch |
|---------------------------|--------------|-----------|-----------|-----------|----------|------------------|---------------------------|
| Benzene | U | | 0.000865 | 0.00185 | 1 | 06/21/2024 12:41 | WG2309275 |
| Toluene | U | | 0.00241 | 0.00926 | 1 | 06/21/2024 12:41 | WG2309275 |
| Ethylbenzene | U | | 0.00137 | 0.00463 | 1 | 06/21/2024 12:41 | WG2309275 |
| Total Xylenes | U | | 0.00163 | 0.0120 | 1 | 06/21/2024 12:41 | WG2309275 |
| Methyl tert-butyl ether | U | | 0.000648 | 0.00185 | 1 | 06/21/2024 12:41 | WG2309275 |
| 1,2-Dichloroethane | U | | 0.00120 | 0.00463 | 1 | 06/21/2024 12:41 | WG2309275 |
| 1,2-Dibromoethane | U | | 0.00120 | 0.00463 | 1 | 06/21/2024 12:41 | WG2309275 |
| (S) Toluene-d8 | 95.9 | | | 75.0-131 | | 06/21/2024 12:41 | WG2309275 |
| (S) 4-Bromofluorobenzene | 99.0 | | | 67.0-138 | | 06/21/2024 12:41 | WG2309275 |
| (S) 1,2-Dichloroethane-d4 | 100 | | | 70.0-130 | | 06/21/2024 12:41 | WG2309275 |

Semi-Volatile Organic Compounds (GC) by Method NWTPHDX-NO SGT

| Analyte | Result (dry) | Qualifier | MDL (dry) | RDL (dry) | Dilution | Analysis | Batch |
|-------------------------------|--------------|-----------|-----------|-----------|----------|------------------|---------------------------|
| Diesel Range Organics (DRO) | U | | 1.83 | 5.49 | 1 | 06/26/2024 10:02 | WG2311287 |
| Residual Range Organics (RRO) | U | | 4.57 | 13.7 | 1 | 06/26/2024 10:02 | WG2311287 |
| (S) o-Terphenyl | 45.2 | | | 18.0-148 | | 06/26/2024 10:02 | WG2311287 |



Total Solids by Method 2540 G-2011

| Analyte | Result | Qualifier | Dilution | Analysis | Batch |
|--------------|--------|-----------|----------|------------------|---------------------------|
| Total Solids | 75.6 | | 1 | 06/15/2024 18:06 | WG2305705 |

Metals (ICP) by Method 6010D

| Analyte | Result (dry) | Qualifier | MDL (dry) | RDL (dry) | Dilution | Analysis | Batch |
|---------|--------------|-----------|-----------|-----------|----------|------------------|---------------------------|
| Lead | 11.1 | | 0.275 | 0.661 | 1 | 06/17/2024 09:35 | WG2305667 |

Volatile Organic Compounds (GC) by Method NWTPHGX

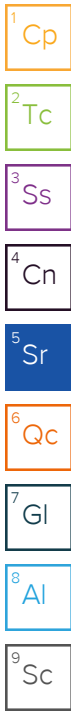
| Analyte | Result (dry) | Qualifier | MDL (dry) | RDL (dry) | Dilution | Analysis | Batch |
|---------------------------------|--------------|------------|-----------|-----------|----------|------------------|---------------------------|
| Gasoline Range Organics-NWTPH | 2.05 | <u>B J</u> | 1.45 | 4.26 | 25 | 06/20/2024 13:14 | WG2308498 |
| (S) a,a,a-Trifluorotoluene(FID) | 91.7 | | | 77.0-120 | | 06/20/2024 13:14 | WG2308498 |

Volatile Organic Compounds (GC/MS) by Method 8260D

| Analyte | Result (dry) | Qualifier | MDL (dry) | RDL (dry) | Dilution | Analysis | Batch |
|---------------------------|--------------|-----------|-----------|-----------|----------|------------------|---------------------------|
| Benzene | U | | 0.000796 | 0.00170 | 1 | 06/21/2024 23:32 | WG2310008 |
| Toluene | 0.00423 | <u>J</u> | 0.00222 | 0.00852 | 1 | 06/21/2024 23:32 | WG2310008 |
| Ethylbenzene | U | | 0.00126 | 0.00426 | 1 | 06/21/2024 23:32 | WG2310008 |
| Total Xylenes | 0.00349 | <u>J</u> | 0.00150 | 0.0111 | 1 | 06/21/2024 23:32 | WG2310008 |
| Methyl tert-butyl ether | U | | 0.000597 | 0.00170 | 1 | 06/21/2024 23:32 | WG2310008 |
| 1,2-Dichloroethane | U | | 0.00111 | 0.00426 | 1 | 06/21/2024 23:32 | WG2310008 |
| 1,2-Dibromoethane | U | | 0.00110 | 0.00426 | 1 | 06/21/2024 23:32 | WG2310008 |
| (S) Toluene-d8 | 93.5 | | | 75.0-131 | | 06/21/2024 23:32 | WG2310008 |
| (S) 4-Bromofluorobenzene | 96.1 | | | 67.0-138 | | 06/21/2024 23:32 | WG2310008 |
| (S) 1,2-Dichloroethane-d4 | 103 | | | 70.0-130 | | 06/21/2024 23:32 | WG2310008 |

Semi-Volatile Organic Compounds (GC) by Method NWTPHDX-NO SGT

| Analyte | Result (dry) | Qualifier | MDL (dry) | RDL (dry) | Dilution | Analysis | Batch |
|-------------------------------|--------------|-----------|-----------|-----------|----------|------------------|---------------------------|
| Diesel Range Organics (DRO) | U | | 1.76 | 5.29 | 1 | 06/26/2024 10:15 | WG2311287 |
| Residual Range Organics (RRO) | U | | 4.40 | 13.2 | 1 | 06/26/2024 10:15 | WG2311287 |
| (S) o-Terphenyl | 55.8 | | | 18.0-148 | | 06/26/2024 10:15 | WG2311287 |



Method Blank (MB)

(MB) R4083349-1 06/18/24 08:04

| Analyte | MB Result | MB Qualifier | MB MDL | MB RDL |
|--------------|-----------|--------------|--------|--------|
| | % | | % | % |
| Total Solids | 0.00500 | ↓ | | |

¹Cp

²Tc

³Ss

L1747046-05 Original Sample (OS) • Duplicate (DUP)

(OS) L1747046-05 06/18/24 08:04 • (DUP) R4083349-3 06/18/24 08:04

| Analyte | Original Result | DUP Result | Dilution | DUP RPD | DUP Qualifier | DUP RPD Limits |
|--------------|-----------------|------------|----------|---------|---------------|----------------|
| | % | % | | % | | % |
| Total Solids | 77.6 | 76.9 | 1 | 0.833 | | 10 |

⁴Cn

⁵Sr

Laboratory Control Sample (LCS)

(LCS) R4083349-2 06/18/24 08:04

| Analyte | Spike Amount | LCS Result | LCS Rec. | Rec. Limits | LCS Qualifier |
|--------------|--------------|------------|----------|-------------|---------------|
| | % | % | % | % | |
| Total Solids | 50.0 | 50.0 | 99.9 | 90.0-110 | |

⁶Qc

⁷Gl

⁸Al

⁹Sc

Method Blank (MB)

(MB) R4082692-1 06/15/24 18:06

| Analyte | MB Result | MB Qualifier | MB MDL | MB RDL |
|--------------|-----------|--------------|--------|--------|
| | % | | % | % |
| Total Solids | 0.00100 | | | |

1 Cp

2 Tc

3 Ss

L1747046-16 Original Sample (OS) • Duplicate (DUP)

(OS) L1747046-16 06/15/24 18:06 • (DUP) R4082692-3 06/15/24 18:06

| Analyte | Original Result | DUP Result | Dilution | DUP RPD | DUP Qualifier | DUP RPD Limits |
|--------------|-----------------|------------|----------|---------|---------------|----------------|
| | % | % | | % | | % |
| Total Solids | 75.6 | 75.2 | 1 | 0.575 | | 10 |

4 Cn

5 Sr

Laboratory Control Sample (LCS)

(LCS) R4082692-2 06/15/24 18:06

| Analyte | Spike Amount | LCS Result | LCS Rec. | Rec. Limits | LCS Qualifier |
|--------------|--------------|------------|----------|-------------|---------------|
| | % | % | % | % | |
| Total Solids | 50.0 | 50.0 | 100 | 90.0-110 | |

6 Qc

7 Gl

8 Al

9 Sc

Method Blank (MB)

(MB) R4082707-7 06/17/24 08:54

| Analyte | MB Result mg/kg | MB Qualifier | MB MDL mg/kg | MB RDL mg/kg |
|---------|--------------------|--------------|-----------------|-----------------|
| Lead | U | | 0.208 | 0.500 |

1 Cp

2 Tc

3 Ss

Laboratory Control Sample (LCS)

(LCS) R4082707-8 06/17/24 08:55

| Analyte | Spike Amount mg/kg | LCS Result mg/kg | LCS Rec. % | Rec. Limits % | LCS Qualifier |
|---------|-----------------------|---------------------|---------------|------------------|---------------|
| Lead | 100 | 103 | 103 | 80.0-120 | |

4 Cn

5 Sr

L1745293-17 Original Sample (OS) • Matrix Spike (MS) • Matrix Spike Duplicate (MSD)

(OS) L1745293-17 06/17/24 08:57 • (MS) R4082707-11 06/17/24 09:02 • (MSD) R4082707-12 06/17/24 09:03

| Analyte | Spike Amount (dry) mg/kg | Original Result (dry) mg/kg | MS Result (dry) mg/kg | MSD Result (dry) mg/kg | MS Rec. % | MSD Rec. % | Dilution | Rec. Limits % | MS Qualifier | MSD Qualifier | RPD % | RPD Limits % |
|---------|-----------------------------|--------------------------------|--------------------------|---------------------------|--------------|---------------|----------|------------------|--------------|---------------|----------|-----------------|
| Lead | 104 | 1.99 | 109 | 115 | 102 | 108 | 1 | 75.0-125 | | | 5.62 | 20 |

6 Qc

7 Gl

8 Al

9 Sc

Method Blank (MB)

(MB) R4083541-1 06/18/24 23:20

| Analyte | MB Result mg/kg | MB Qualifier | MB MDL mg/kg | MB RDL mg/kg |
|---------|--------------------|--------------|-----------------|-----------------|
| Lead | U | | 0.208 | 0.500 |

Laboratory Control Sample (LCS)

(LCS) R4083541-2 06/18/24 23:21

| Analyte | Spike Amount mg/kg | LCS Result mg/kg | LCS Rec. % | Rec. Limits % | LCS Qualifier |
|---------|-----------------------|---------------------|---------------|------------------|---------------|
| Lead | 100 | 81.7 | 81.7 | 80.0-120 | |

L1746896-02 Original Sample (OS) • Matrix Spike (MS) • Matrix Spike Duplicate (MSD)

(OS) L1746896-02 06/18/24 23:23 • (MS) R4083541-5 06/18/24 23:28 • (MSD) R4083541-6 06/18/24 23:30

| Analyte | Spike Amount (dry) mg/kg | Original Result (dry) | MS Result (dry) | MSD Result (dry) | MS Rec. % | MSD Rec. % | Dilution | Rec. Limits % | MS Qualifier | MSD Qualifier | RPD % | RPD Limits % |
|---------|-----------------------------|-----------------------|-----------------|------------------|--------------|---------------|----------|------------------|--------------|---------------|----------|-----------------|
| Lead | 115 | 9.22 | 90.7 | 99.7 | 70.9 | 78.7 | 1 | 75.0-125 | J6 | | 9.44 | 20 |

- 1 Cp
- 2 Tc
- 3 Ss
- 4 Cn
- 5 Sr
- 6 Qc
- 7 Gl
- 8 Al
- 9 Sc

Method Blank (MB)

(MB) R4083862-2 06/18/24 16:51

| Analyte | MB Result mg/kg | MB Qualifier | MB MDL mg/kg | MB RDL mg/kg |
|------------------------------------|--------------------|--------------|-----------------|-----------------|
| Gasoline Range Organics-NWTPH | 0.969 | <u>J</u> | 0.848 | 2.50 |
| (S) a,a,a-Trifluorotoluene(FID) | 120 | | | 77.0-120 |

Laboratory Control Sample (LCS)

(LCS) R4083862-1 06/18/24 15:42

| Analyte | Spike Amount mg/kg | LCS Result mg/kg | LCS Rec. % | Rec. Limits % | LCS Qualifier |
|------------------------------------|-----------------------|---------------------|---------------|------------------|---------------|
| Gasoline Range Organics-NWTPH | 5.00 | 5.82 | 116 | 71.0-124 | |
| (S) a,a,a-Trifluorotoluene(FID) | | | 117 | 77.0-120 | |

L1746951-01 Original Sample (OS) • Matrix Spike (MS) • Matrix Spike Duplicate (MSD)

(OS) L1746951-01 06/18/24 19:59 • (MS) R4083862-3 06/19/24 03:20 • (MSD) R4083862-4 06/19/24 03:43

| Analyte | Spike Amount (dry) mg/kg | Original Result (dry) mg/kg | MS Result (dry) mg/kg | MSD Result (dry) mg/kg | MS Rec. % | MSD Rec. % | Dilution | Rec. Limits % | MS Qualifier | MSD Qualifier | RPD % | RPD Limits % |
|------------------------------------|-----------------------------|--------------------------------|--------------------------|---------------------------|--------------|---------------|----------|------------------|--------------|---------------|----------|-----------------|
| Gasoline Range Organics-NWTPH | 171 | 1.50 | 211 | 246 | 123 | 143 | 25 | 50.0-150 | | | 14.9 | 27 |
| (S) a,a,a-Trifluorotoluene(FID) | | | | | 130 | 133 | | 77.0-120 | <u>J1</u> | <u>J1</u> | | |

1 Cp

2 Tc

3 Ss

4 Cn

5 Sr

6 Qc

7 Gl

8 Al

9 Sc

Method Blank (MB)

(MB) R4084122-3 06/19/24 11:36

| Analyte | MB Result mg/kg | MB Qualifier | MB MDL mg/kg | MB RDL mg/kg |
|------------------------------------|--------------------|--------------|-----------------|-----------------|
| Gasoline Range Organics-NWTPH | 0.976 | J | 0.848 | 2.50 |
| (S) a,a,a-Trifluorotoluene(FID) | 121 | J1 | | 77.0-120 |

Laboratory Control Sample (LCS) • Laboratory Control Sample Duplicate (LCSD)

(LCS) R4084122-1 06/19/24 10:04 • (LCSD) R4084122-2 06/19/24 10:27

| Analyte | Spike Amount mg/kg | LCS Result mg/kg | LCSD Result mg/kg | LCS Rec. % | LCSD Rec. % | Rec. Limits % | LCS Qualifier | LCSD Qualifier | RPD % | RPD Limits % |
|------------------------------------|-----------------------|---------------------|----------------------|---------------|----------------|------------------|---------------|----------------|----------|-----------------|
| Gasoline Range Organics-NWTPH | 5.00 | 4.79 | 4.47 | 95.8 | 89.4 | 71.0-124 | | | 6.91 | 20 |
| (S) a,a,a-Trifluorotoluene(FID) | | | | 119 | 117 | 77.0-120 | | | | |

1 Cp

2 Tc

3 Ss

4 Cn

5 Sr

6 Qc

7 Gl

8 Al

9 Sc

Method Blank (MB)

(MB) R4084381-3 06/20/24 04:02

| Analyte | MB Result mg/kg | MB Qualifier | MB MDL mg/kg | MB RDL mg/kg |
|------------------------------------|--------------------|--------------|-----------------|-----------------|
| Gasoline Range Organics-NWTPH | 1.39 | ↓ | 0.848 | 2.50 |
| (S) a,a,a-Trifluorotoluene(FID) | 92.2 | | | 77.0-120 |

Laboratory Control Sample (LCS) • Laboratory Control Sample Duplicate (LCSD)

(LCS) R4084381-1 06/20/24 01:29 • (LCSD) R4084381-2 06/20/24 01:52

| Analyte | Spike Amount mg/kg | LCS Result mg/kg | LCSD Result mg/kg | LCS Rec. % | LCSD Rec. % | Rec. Limits % | LCS Qualifier | LCSD Qualifier | RPD % | RPD Limits % |
|------------------------------------|-----------------------|---------------------|----------------------|---------------|----------------|------------------|---------------|----------------|----------|-----------------|
| Gasoline Range Organics-NWTPH | 5.00 | 4.70 | 4.73 | 94.0 | 94.6 | 71.0-124 | | | 0.636 | 20 |
| (S) a,a,a-Trifluorotoluene(FID) | | | | 102 | 102 | 77.0-120 | | | | |

L1747046-04 Original Sample (OS) • Matrix Spike (MS) • Matrix Spike Duplicate (MSD)

(OS) L1747046-04 06/20/24 08:28 • (MS) R4084381-4 06/20/24 15:01 • (MSD) R4084381-5 06/20/24 15:26

| Analyte | Spike Amount (dry) mg/kg | Original Result (dry) mg/kg | MS Result (dry) mg/kg | MSD Result (dry) mg/kg | MS Rec. % | MSD Rec. % | Dilution | Rec. Limits % | MS Qualifier | MSD Qualifier | RPD % | RPD Limits % |
|------------------------------------|-----------------------------|--------------------------------|--------------------------|---------------------------|--------------|---------------|----------|------------------|--------------|---------------|----------|-----------------|
| Gasoline Range Organics-NWTPH | 157 | 1.65 | 159 | 162 | 99.9 | 102 | 25 | 50.0-150 | | | 1.96 | 27 |
| (S) a,a,a-Trifluorotoluene(FID) | | | | | 102 | 105 | | 77.0-120 | | | | |

1 Cp

2 Tc

3 Ss

4 Cn

5 Sr

6 Qc

7 Gl

8 Al

9 Sc

Method Blank (MB)

(MB) R4084820-3 06/21/24 05:31

| Analyte | MB Result mg/kg | MB Qualifier | MB MDL mg/kg | MB RDL mg/kg |
|---------------------------|--------------------|--------------|-----------------|-----------------|
| Benzene | U | | 0.000467 | 0.00100 |
| Toluene | U | | 0.00130 | 0.00500 |
| Ethylbenzene | U | | 0.000737 | 0.00250 |
| Total Xylenes | U | | 0.000880 | 0.00650 |
| Methyl tert-butyl ether | U | | 0.000350 | 0.00100 |
| 1,2-Dichloroethane | U | | 0.000649 | 0.00250 |
| 1,2-Dibromoethane | U | | 0.000648 | 0.00250 |
| (S) Toluene-d8 | 96.9 | | | 75.0-131 |
| (S) 4-Bromofluorobenzene | 102 | | | 67.0-138 |
| (S) 1,2-Dichloroethane-d4 | 100 | | | 70.0-130 |

Laboratory Control Sample (LCS) • Laboratory Control Sample Duplicate (LCSD)

(LCS) R4084820-1 06/21/24 03:55 • (LCSD) R4084820-2 06/21/24 04:15

| Analyte | Spike Amount mg/kg | LCS Result mg/kg | LCSD Result mg/kg | LCS Rec. % | LCSD Rec. % | Rec. Limits % | LCS Qualifier | LCSD Qualifier | RPD % | RPD Limits % |
|---------------------------|-----------------------|---------------------|----------------------|---------------|----------------|------------------|---------------|----------------|----------|-----------------|
| Benzene | 0.125 | 0.123 | 0.123 | 98.4 | 98.4 | 70.0-123 | | | 0.000 | 20 |
| Toluene | 0.125 | 0.113 | 0.112 | 90.4 | 89.6 | 75.0-121 | | | 0.889 | 20 |
| Ethylbenzene | 0.125 | 0.108 | 0.100 | 86.4 | 80.0 | 74.0-126 | | | 7.69 | 20 |
| Total Xylenes | 0.375 | 0.320 | 0.273 | 85.3 | 72.8 | 72.0-127 | | | 15.9 | 20 |
| Methyl tert-butyl ether | 0.125 | 0.136 | 0.138 | 109 | 110 | 66.0-132 | | | 1.46 | 20 |
| 1,2-Dichloroethane | 0.125 | 0.137 | 0.144 | 110 | 115 | 65.0-131 | | | 4.98 | 20 |
| 1,2-Dibromoethane | 0.125 | 0.115 | 0.114 | 92.0 | 91.2 | 74.0-128 | | | 0.873 | 20 |
| (S) Toluene-d8 | | | | 96.9 | 96.6 | 75.0-131 | | | | |
| (S) 4-Bromofluorobenzene | | | | 97.2 | 97.8 | 67.0-138 | | | | |
| (S) 1,2-Dichloroethane-d4 | | | | 102 | 107 | 70.0-130 | | | | |

1 Cp

2 Tc

3 Ss

4 Cn

5 Sr

6 Qc

7 Gl

8 Al

9 Sc

Method Blank (MB)

(MB) R4085488-3 06/23/24 12:58

| Analyte | MB Result mg/kg | MB Qualifier | MB MDL mg/kg | MB RDL mg/kg |
|---------------------------|--------------------|--------------|-----------------|-----------------|
| Benzene | U | | 0.000467 | 0.00100 |
| 1,2-Dibromoethane | U | | 0.000648 | 0.00250 |
| 1,2-Dichloroethane | U | | 0.000649 | 0.00250 |
| 1,1-Dichloroethene | U | | 0.000606 | 0.00250 |
| cis-1,2-Dichloroethene | U | | 0.000734 | 0.00250 |
| trans-1,2-Dichloroethene | U | | 0.00104 | 0.00500 |
| Ethylbenzene | U | | 0.000737 | 0.00250 |
| Methyl tert-butyl ether | U | | 0.000350 | 0.00100 |
| Tetrachloroethene | U | | 0.000896 | 0.00250 |
| Toluene | U | | 0.00130 | 0.00500 |
| Trichloroethene | U | | 0.000584 | 0.00100 |
| Vinyl chloride | U | | 0.00116 | 0.00250 |
| Xylenes, Total | U | | 0.000880 | 0.00650 |
| (S) Toluene-d8 | 105 | | | 75.0-131 |
| (S) 4-Bromofluorobenzene | 105 | | | 67.0-138 |
| (S) 1,2-Dichloroethane-d4 | 91.6 | | | 70.0-130 |

- 1 Cp
- 2 Tc
- 3 Ss
- 4 Cn
- 5 Sr
- 6 Qc
- 7 Gl
- 8 Al
- 9 Sc

Laboratory Control Sample (LCS) • Laboratory Control Sample Duplicate (LCSD)

(LCS) R4085488-1 06/23/24 10:58 • (LCSD) R4085488-2 06/23/24 12:18

| Analyte | Spike Amount mg/kg | LCS Result mg/kg | LCSD Result mg/kg | LCS Rec. % | LCSD Rec. % | Rec. Limits % | LCS Qualifier | LCSD Qualifier | RPD % | RPD Limits % |
|---------------------------|-----------------------|---------------------|----------------------|---------------|----------------|------------------|---------------|----------------|----------|-----------------|
| Benzene | 0.125 | 0.106 | 0.111 | 84.8 | 88.8 | 70.0-123 | | | 4.61 | 20 |
| 1,2-Dibromoethane | 0.125 | 0.121 | 0.106 | 96.8 | 84.8 | 74.0-128 | | | 13.2 | 20 |
| 1,2-Dichloroethane | 0.125 | 0.0944 | 0.0871 | 75.5 | 69.7 | 65.0-131 | | | 8.04 | 20 |
| 1,1-Dichloroethene | 0.125 | 0.157 | 0.157 | 126 | 126 | 65.0-131 | | | 0.000 | 20 |
| cis-1,2-Dichloroethene | 0.125 | 0.119 | 0.120 | 95.2 | 96.0 | 73.0-125 | | | 0.837 | 20 |
| trans-1,2-Dichloroethene | 0.125 | 0.140 | 0.145 | 112 | 116 | 71.0-125 | | | 3.51 | 20 |
| Ethylbenzene | 0.125 | 0.117 | 0.117 | 93.6 | 93.6 | 74.0-126 | | | 0.000 | 20 |
| Methyl tert-butyl ether | 0.125 | 0.0988 | 0.0855 | 79.0 | 68.4 | 66.0-132 | | | 14.4 | 20 |
| Tetrachloroethene | 0.125 | 0.128 | 0.133 | 102 | 106 | 70.0-136 | | | 3.83 | 20 |
| Toluene | 0.125 | 0.114 | 0.118 | 91.2 | 94.4 | 75.0-121 | | | 3.45 | 20 |
| Trichloroethene | 0.125 | 0.124 | 0.117 | 99.2 | 93.6 | 76.0-126 | | | 5.81 | 20 |
| Vinyl chloride | 0.125 | 0.137 | 0.144 | 110 | 115 | 63.0-134 | | | 4.98 | 20 |
| Xylenes, Total | 0.375 | 0.370 | 0.371 | 98.7 | 98.9 | 72.0-127 | | | 0.270 | 20 |
| (S) Toluene-d8 | | | | 104 | 106 | 75.0-131 | | | | |
| (S) 4-Bromofluorobenzene | | | | 109 | 108 | 67.0-138 | | | | |
| (S) 1,2-Dichloroethane-d4 | | | | 86.3 | 87.8 | 70.0-130 | | | | |

Method Blank (MB)

(MB) R4085096-3 06/21/24 21:07

| Analyte | MB Result | MB Qualifier | MB MDL | MB RDL |
|---------------------------|-----------|--------------|----------|----------|
| | mg/kg | | mg/kg | mg/kg |
| Benzene | U | | 0.000467 | 0.00100 |
| Toluene | U | | 0.00130 | 0.00500 |
| Ethylbenzene | U | | 0.000737 | 0.00250 |
| Total Xylenes | U | | 0.000880 | 0.00650 |
| Methyl tert-butyl ether | U | | 0.000350 | 0.00100 |
| 1,2-Dichloroethane | U | | 0.000649 | 0.00250 |
| 1,2-Dibromoethane | U | | 0.000648 | 0.00250 |
| (S) Toluene-d8 | 96.3 | | | 75.0-131 |
| (S) 4-Bromofluorobenzene | 95.0 | | | 67.0-138 |
| (S) 1,2-Dichloroethane-d4 | 100 | | | 70.0-130 |

Laboratory Control Sample (LCS) • Laboratory Control Sample Duplicate (LCSD)

(LCS) R4085096-1 06/21/24 19:29 • (LCSD) R4085096-2 06/21/24 19:48

| Analyte | Spike Amount | LCS Result | LCSD Result | LCS Rec. | LCSD Rec. | Rec. Limits | LCS Qualifier | LCSD Qualifier | RPD | RPD Limits |
|---------------------------|--------------|------------|-------------|----------|-----------|-------------|---------------|----------------|-------|------------|
| | mg/kg | mg/kg | mg/kg | % | % | % | | | % | % |
| Benzene | 0.125 | 0.127 | 0.127 | 102 | 102 | 70.0-123 | | | 0.000 | 20 |
| Toluene | 0.125 | 0.120 | 0.109 | 96.0 | 87.2 | 75.0-121 | | | 9.61 | 20 |
| Ethylbenzene | 0.125 | 0.118 | 0.105 | 94.4 | 84.0 | 74.0-126 | | | 11.7 | 20 |
| Total Xylenes | 0.375 | 0.337 | 0.316 | 89.9 | 84.3 | 72.0-127 | | | 6.43 | 20 |
| Methyl tert-butyl ether | 0.125 | 0.132 | 0.132 | 106 | 106 | 66.0-132 | | | 0.000 | 20 |
| 1,2-Dichloroethane | 0.125 | 0.104 | 0.115 | 83.2 | 92.0 | 65.0-131 | | | 10.0 | 20 |
| 1,2-Dibromoethane | 0.125 | 0.106 | 0.104 | 84.8 | 83.2 | 74.0-128 | | | 1.90 | 20 |
| (S) Toluene-d8 | | | | 96.3 | 92.5 | 75.0-131 | | | | |
| (S) 4-Bromofluorobenzene | | | | 94.5 | 95.3 | 67.0-138 | | | | |
| (S) 1,2-Dichloroethane-d4 | | | | 97.4 | 100 | 70.0-130 | | | | |

L1747424-04 Original Sample (OS) • Matrix Spike (MS) • Matrix Spike Duplicate (MSD)

(OS) L1747424-04 06/22/24 00:31 • (MS) R4085096-4 06/22/24 06:05 • (MSD) R4085096-5 06/22/24 06:25

| Analyte | Spike Amount | Original Result | MS Result (dry) | MSD Result (dry) | MS Rec. | MSD Rec. | Dilution | Rec. Limits | MS Qualifier | MSD Qualifier | RPD | RPD Limits |
|-------------------------|--------------|-----------------|-----------------|------------------|---------|----------|----------|-------------|--------------|---------------|-------|------------|
| | mg/kg | (dry) | (dry) | (dry) | % | % | | % | | | % | % |
| Benzene | 0.298 | U | 0.417 | 0.409 | 140 | 137 | 1.76 | 10.0-149 | | | 1.97 | 37 |
| Toluene | 0.298 | 0.00787 | 0.377 | 0.390 | 124 | 128 | 1.76 | 10.0-156 | | | 3.53 | 38 |
| Ethylbenzene | 0.298 | U | 0.371 | 0.378 | 125 | 127 | 1.76 | 10.0-160 | | | 1.81 | 38 |
| Total Xylenes | 0.894 | 0.00345 | 1.10 | 1.13 | 123 | 126 | 1.76 | 10.0-160 | | | 2.55 | 38 |
| Methyl tert-butyl ether | 0.298 | U | 0.401 | 0.398 | 135 | 134 | 1.76 | 11.0-147 | | | 0.678 | 35 |
| 1,2-Dichloroethane | 0.298 | U | 0.317 | 0.340 | 106 | 114 | 1.76 | 10.0-148 | | | 7.01 | 35 |

1 Cp

2 Tc

3 Ss

4 Cn

5 Sr

6 Qc

7 Gl

8 Al

9 Sc

L1747424-04 Original Sample (OS) • Matrix Spike (MS) • Matrix Spike Duplicate (MSD)

(OS) L1747424-04 06/22/24 00:31 • (MS) R4085096-4 06/22/24 06:05 • (MSD) R4085096-5 06/22/24 06:25

| Analyte | Spike Amount (dry) mg/kg | Original Result (dry) | MS Result (dry) | MSD Result (dry) | MS Rec. % | MSD Rec. % | Dilution | Rec. Limits % | MS Qualifier | MSD Qualifier | RPD % | RPD Limits % |
|----------------------------------|-----------------------------|-----------------------|-----------------|------------------|--------------|---------------|----------|------------------|--------------|---------------|----------|-----------------|
| 1,2-Dibromoethane | 0.298 | U | 0.343 | 0.351 | 115 | 118 | 1.76 | 10.0-148 | | | 2.34 | 34 |
| <i>(S) Toluene-d8</i> | | | | | 91.8 | 95.1 | | 75.0-131 | | | | |
| <i>(S) 4-Bromofluorobenzene</i> | | | | | 101 | 102 | | 67.0-138 | | | | |
| <i>(S) 1,2-Dichloroethane-d4</i> | | | | | 102 | 94.6 | | 70.0-130 | | | | |

1 Cp

2 Tc

3 Ss

4 Cn

5 Sr

6 Qc

7 Gl

8 Al

9 Sc

Method Blank (MB)

(MB) R4086542-1 06/25/24 20:52

| Analyte | MB Result mg/kg | MB Qualifier | MB MDL mg/kg | MB RDL mg/kg |
|-------------------------------|--------------------|--------------|-----------------|-----------------|
| Diesel Range Organics (DRO) | U | | 1.33 | 4.00 |
| Residual Range Organics (RRO) | U | | 3.33 | 10.0 |
| <i>(S) o-Terphenyl</i> | 67.4 | | | 18.0-148 |

Laboratory Control Sample (LCS)

(LCS) R4086542-2 06/25/24 21:06

| Analyte | Spike Amount mg/kg | LCS Result mg/kg | LCS Rec. % | Rec. Limits % | LCS Qualifier |
|-----------------------------|-----------------------|---------------------|---------------|------------------|---------------|
| Diesel Range Organics (DRO) | 50.0 | 36.4 | 72.8 | 50.0-150 | |
| <i>(S) o-Terphenyl</i> | | | 82.1 | 18.0-148 | |

L1747174-02 Original Sample (OS) • Matrix Spike (MS) • Matrix Spike Duplicate (MSD)

(OS) L1747174-02 06/26/24 01:46 • (MS) R4086542-3 06/26/24 02:00 • (MSD) R4086542-4 06/26/24 02:14

| Analyte | Spike Amount (dry) mg/kg | Original Result (dry) mg/kg | MS Result (dry) mg/kg | MSD Result (dry) mg/kg | MS Rec. % | MSD Rec. % | Dilution | Rec. Limits % | MS Qualifier | MSD Qualifier | RPD % | RPD Limits % |
|-----------------------------|-----------------------------|--------------------------------|--------------------------|---------------------------|--------------|---------------|----------|------------------|--------------|---------------|----------|-----------------|
| Diesel Range Organics (DRO) | 53.0 | U | U | U | 0.000 | 0.000 | 20 | 50.0-150 | <u>J6</u> | <u>J6</u> | 0.000 | 20 |
| <i>(S) o-Terphenyl</i> | | | | | 54.6 | 49.8 | | 18.0-148 | <u>J7</u> | <u>J7</u> | | |

Sample Narrative:

OS: Sample resembles laboratory standard for Hydraulic Oil. Dilution due to viscosity.

1 Cp

2 Tc

3 Ss

4 Cn

5 Sr

6 Qc

7 Gl

8 Al

9 Sc

Method Blank (MB)

(MB) R4086802-1 06/26/24 10:08

| Analyte | MB Result mg/kg | MB Qualifier | MB MDL mg/kg | MB RDL mg/kg |
|-------------------------------|--------------------|--------------|-----------------|-----------------|
| Diesel Range Organics (DRO) | U | | 1.33 | 4.00 |
| Residual Range Organics (RRO) | U | | 3.33 | 10.0 |
| <i>(S) o-Terphenyl</i> | 79.1 | | | 18.0-148 |

Laboratory Control Sample (LCS)

(LCS) R4086802-2 06/26/24 10:21

| Analyte | Spike Amount mg/kg | LCS Result mg/kg | LCS Rec. % | Rec. Limits % | LCS Qualifier |
|-----------------------------|-----------------------|---------------------|---------------|------------------|---------------|
| Diesel Range Organics (DRO) | 50.0 | 31.5 | 63.0 | 50.0-150 | |
| <i>(S) o-Terphenyl</i> | | | 73.3 | 18.0-148 | |

L1748682-01 Original Sample (OS) • Matrix Spike (MS) • Matrix Spike Duplicate (MSD)

(OS) L1748682-01 06/26/24 12:48 • (MS) R4086802-3 06/26/24 13:41 • (MSD) R4086802-4 06/26/24 13:55

| Analyte | Spike Amount (dry) mg/kg | Original Result (dry) mg/kg | MS Result (dry) mg/kg | MSD Result (dry) mg/kg | MS Rec. % | MSD Rec. % | Dilution | Rec. Limits % | MS Qualifier | MSD Qualifier | RPD % | RPD Limits % |
|-----------------------------|-----------------------------|--------------------------------|--------------------------|---------------------------|--------------|---------------|----------|------------------|--------------|---------------|----------|-----------------|
| Diesel Range Organics (DRO) | 73.6 | 4.37 | 46.0 | 54.9 | 56.6 | 68.7 | 1 | 50.0-150 | | | 17.7 | 20 |
| <i>(S) o-Terphenyl</i> | | | | | 67.0 | 81.0 | | 18.0-148 | | | | |

1 Cp

2 Tc

3 Ss

4 Cn

5 Sr

6 Qc

7 Gl

8 Al

9 Sc

Method Blank (MB)

(MB) R4086923-1 06/26/24 09:50

| Analyte | MB Result mg/kg | MB Qualifier | MB MDL mg/kg | MB RDL mg/kg |
|-------------------------------|--------------------|--------------|-----------------|-----------------|
| Diesel Range Organics (DRO) | U | | 1.33 | 4.00 |
| Residual Range Organics (RRO) | U | | 3.33 | 10.0 |
| <i>(S) o-Terphenyl</i> | 43.8 | | | 18.0-148 |

Laboratory Control Sample (LCS)

(LCS) R4086923-2 06/26/24 10:02

| Analyte | Spike Amount mg/kg | LCS Result mg/kg | LCS Rec. % | Rec. Limits % | LCS Qualifier |
|-----------------------------|-----------------------|---------------------|---------------|------------------|---------------|
| Diesel Range Organics (DRO) | 50.0 | 25.2 | 50.4 | 50.0-150 | |
| <i>(S) o-Terphenyl</i> | | | 55.6 | 18.0-148 | |

L1747942-01 Original Sample (OS) • Matrix Spike (MS) • Matrix Spike Duplicate (MSD)

(OS) L1747942-01 06/26/24 10:52 • (MS) R4086923-3 06/26/24 11:04 • (MSD) R4086923-4 06/26/24 11:17

| Analyte | Spike Amount (dry) mg/kg | Original Result (dry) mg/kg | MS Result (dry) mg/kg | MSD Result (dry) mg/kg | MS Rec. % | MSD Rec. % | Dilution | Rec. Limits % | MS Qualifier | MSD Qualifier | RPD % | RPD Limits % |
|-----------------------------|-----------------------------|--------------------------------|--------------------------|---------------------------|--------------|---------------|----------|------------------|--------------|---------------|----------|-----------------|
| Diesel Range Organics (DRO) | 58.0 | U | 35.4 | 19.3 | 61.0 | 32.9 | 1 | 50.0-150 | | J3 J6 | 58.6 | 20 |
| <i>(S) o-Terphenyl</i> | | | | | 61.0 | 33.6 | | 18.0-148 | | | | |

1 Cp

2 Tc

3 Ss

4 Cn

5 Sr

6 Qc

7 Gl

8 Al

9 Sc

Method Blank (MB)

(MB) R4085158-1 06/22/24 03:46

| Analyte | MB Result | MB Qualifier | MB MDL | MB RDL |
|--------------------------|-----------|--------------|---------|----------|
| | mg/kg | | mg/kg | mg/kg |
| PCB 1016 | U | | 0.0118 | 0.0340 |
| PCB 1221 | U | | 0.0118 | 0.0340 |
| PCB 1232 | U | | 0.0118 | 0.0340 |
| PCB 1242 | U | | 0.0118 | 0.0340 |
| PCB 1248 | U | | 0.00738 | 0.0170 |
| PCB 1254 | U | | 0.00738 | 0.0170 |
| PCB 1260 | U | | 0.00738 | 0.0170 |
| (S) Decachlorobiphenyl | 91.9 | | | 10.0-135 |
| (S) Tetrachloro-m-xylene | 91.9 | | | 10.0-139 |

1 Cp

2 Tc

3 Ss

4 Cn

5 Sr

6 Qc

Laboratory Control Sample (LCS)

(LCS) R4085158-5 06/22/24 04:06

| Analyte | Spike Amount | LCS Result | LCS Rec. | Rec. Limits | LCS Qualifier |
|--------------------------|--------------|------------|----------|-------------|---------------|
| | mg/kg | mg/kg | % | % | |
| PCB 1016 | 0.167 | 0.124 | 74.3 | 36.0-141 | |
| PCB 1260 | 0.167 | 0.132 | 79.0 | 37.0-145 | |
| (S) Decachlorobiphenyl | | | 84.2 | 10.0-135 | |
| (S) Tetrachloro-m-xylene | | | 82.9 | 10.0-139 | |

7 Gl

8 Al

9 Sc

L1747131-03 Original Sample (OS) • Matrix Spike (MS) • Matrix Spike Duplicate (MSD)

(OS) L1747131-03 06/22/24 09:04 • (MS) R4085158-6 06/22/24 09:14 • (MSD) R4085158-7 06/22/24 09:24

| Analyte | Spike Amount (dry) | Original Result (dry) | MS Result (dry) | MSD Result (dry) | MS Rec. | MSD Rec. | Dilution | Rec. Limits | MS Qualifier | MSD Qualifier | RPD | RPD Limits |
|--------------------------|--------------------|-----------------------|-----------------|------------------|---------|----------|----------|-------------|--------------|---------------|------|------------|
| | mg/kg | mg/kg | mg/kg | mg/kg | % | % | | % | | | % | % |
| PCB 1016 | 0.180 | U | 0.143 | 0.149 | 79.3 | 82.9 | 1 | 10.0-160 | | | 4.51 | 37 |
| PCB 1260 | 0.180 | U | 0.141 | 0.158 | 78.7 | 87.8 | 1 | 10.0-160 | | | 11.0 | 38 |
| (S) Decachlorobiphenyl | | | | | 83.8 | 92.4 | | 10.0-135 | | | | |
| (S) Tetrachloro-m-xylene | | | | | 90.5 | 93.3 | | 10.0-139 | | | | |

Method Blank (MB)

(MB) R4085353-1 06/22/24 13:28

| Analyte | MB Result mg/kg | MB Qualifier | MB MDL mg/kg | MB RDL mg/kg |
|--------------------------|--------------------|--------------|-----------------|-----------------|
| PCB 1016 | U | | 0.0118 | 0.0340 |
| PCB 1221 | U | | 0.0118 | 0.0340 |
| PCB 1232 | U | | 0.0118 | 0.0340 |
| PCB 1242 | U | | 0.0118 | 0.0340 |
| PCB 1248 | U | | 0.00738 | 0.0170 |
| PCB 1254 | U | | 0.00738 | 0.0170 |
| PCB 1260 | U | | 0.00738 | 0.0170 |
| (S) Decachlorobiphenyl | 92.6 | | | 10.0-135 |
| (S) Tetrachloro-m-xylene | 96.5 | | | 10.0-139 |

1 Cp

2 Tc

3 Ss

4 Cn

5 Sr

6 Qc

Laboratory Control Sample (LCS)

(LCS) R4085353-2 06/22/24 13:53

| Analyte | Spike Amount mg/kg | LCS Result mg/kg | LCS Rec. % | Rec. Limits % | LCS Qualifier |
|--------------------------|-----------------------|---------------------|---------------|------------------|---------------|
| PCB 1016 | 0.167 | 0.143 | 85.6 | 36.0-141 | |
| PCB 1260 | 0.167 | 0.152 | 91.0 | 37.0-145 | |
| (S) Decachlorobiphenyl | | | 92.6 | 10.0-135 | |
| (S) Tetrachloro-m-xylene | | | 95.3 | 10.0-139 | |

7 Gl

8 Al

9 Sc

L1749152-01 Original Sample (OS) • Matrix Spike (MS) • Matrix Spike Duplicate (MSD)

(OS) L1749152-01 06/23/24 19:41 • (MS) R4085612-1 06/23/24 19:50 • (MSD) R4085612-2 06/23/24 19:59

| Analyte | Spike Amount (dry) mg/kg | Original Result (dry) mg/kg | MS Result (dry) mg/kg | MSD Result (dry) mg/kg | MS Rec. % | MSD Rec. % | Dilution | Rec. Limits % | MS Qualifier | MSD Qualifier | RPD % | RPD Limits % |
|--------------------------|-----------------------------|--------------------------------|--------------------------|---------------------------|--------------|---------------|----------|------------------|--------------|---------------|----------|-----------------|
| PCB 1016 | 0.187 | U | 0.163 | 0.166 | 86.9 | 89.3 | 1 | 10.0-160 | P | P | 2.14 | 37 |
| PCB 1260 | 0.187 | U | 0.152 | 0.157 | 81.3 | 84.3 | 1 | 10.0-160 | | | 3.03 | 38 |
| (S) Decachlorobiphenyl | | | | | 73.2 | 81.0 | | 10.0-135 | | | | |
| (S) Tetrachloro-m-xylene | | | | | 71.8 | 77.8 | | 10.0-139 | | | | |

Method Blank (MB)

(MB) R4085573-2 06/22/24 19:01

| Analyte | MB Result mg/kg | MB Qualifier | MB MDL mg/kg | MB RDL mg/kg |
|-----------------------------|--------------------|--------------|-----------------|-----------------|
| Benzo(a)anthracene | U | | 0.00173 | 0.00600 |
| Benzo(a)pyrene | U | | 0.00179 | 0.00600 |
| Benzo(b)fluoranthene | U | | 0.00153 | 0.00600 |
| Benzo(k)fluoranthene | U | | 0.00215 | 0.00600 |
| Chrysene | U | | 0.00232 | 0.00600 |
| Dibenz(a,h)anthracene | U | | 0.00172 | 0.00600 |
| Indeno(1,2,3-cd)pyrene | U | | 0.00181 | 0.00600 |
| Naphthalene | U | | 0.00408 | 0.0200 |
| 1-Methylnaphthalene | U | | 0.00449 | 0.0200 |
| 2-Methylnaphthalene | U | | 0.00427 | 0.0200 |
| <i>(S) Nitrobenzene-d5</i> | 89.0 | | | 14.0-149 |
| <i>(S) 2-Fluorobiphenyl</i> | 104 | | | 34.0-125 |
| <i>(S) p-Terphenyl-d14</i> | 102 | | | 23.0-120 |

Laboratory Control Sample (LCS)

(LCS) R4085573-1 06/22/24 18:44

| Analyte | Spike Amount mg/kg | LCS Result mg/kg | LCS Rec. % | Rec. Limits % | LCS Qualifier |
|-----------------------------|-----------------------|---------------------|---------------|------------------|---------------|
| Benzo(a)anthracene | 0.0800 | 0.0717 | 89.6 | 45.0-120 | |
| Benzo(a)pyrene | 0.0800 | 0.0669 | 83.6 | 42.0-120 | |
| Benzo(b)fluoranthene | 0.0800 | 0.0741 | 92.6 | 42.0-121 | |
| Benzo(k)fluoranthene | 0.0800 | 0.0728 | 91.0 | 49.0-125 | |
| Chrysene | 0.0800 | 0.0741 | 92.6 | 49.0-122 | |
| Dibenz(a,h)anthracene | 0.0800 | 0.0612 | 76.5 | 47.0-125 | |
| Indeno(1,2,3-cd)pyrene | 0.0800 | 0.0591 | 73.9 | 46.0-125 | |
| Naphthalene | 0.0800 | 0.0731 | 91.4 | 50.0-120 | |
| 1-Methylnaphthalene | 0.0800 | 0.0824 | 103 | 51.0-121 | |
| 2-Methylnaphthalene | 0.0800 | 0.0802 | 100 | 50.0-120 | |
| <i>(S) Nitrobenzene-d5</i> | | | 88.8 | 14.0-149 | |
| <i>(S) 2-Fluorobiphenyl</i> | | | 101 | 34.0-125 | |
| <i>(S) p-Terphenyl-d14</i> | | | 82.0 | 23.0-120 | |

¹Cp

²Tc

³Ss

⁴Cn

⁵Sr

⁶Qc

⁷Gl

⁸Al

⁹Sc

L1747046-10 Original Sample (OS) • Matrix Spike (MS) • Matrix Spike Duplicate (MSD)

(OS) L1747046-10 06/23/24 02:47 • (MS) R4085573-3 06/23/24 03:05 • (MSD) R4085573-4 06/23/24 03:22

| Analyte | Spike Amount (dry) mg/kg | Original Result (dry) mg/kg | MS Result (dry) mg/kg | MSD Result (dry) mg/kg | MS Rec. % | MSD Rec. % | Dilution | Rec. Limits % | MS Qualifier | MSD Qualifier | RPD % | RPD Limits % |
|-----------------------------|-----------------------------|--------------------------------|--------------------------|---------------------------|--------------|---------------|----------|------------------|--------------|---------------|----------|-----------------|
| Benzo(a)anthracene | 0.0895 | U | 0.0815 | 0.0848 | 91.0 | 94.2 | 1 | 10.0-139 | | | 3.94 | 30 |
| Benzo(a)pyrene | 0.0895 | U | 0.0661 | 0.0801 | 73.9 | 89.1 | 1 | 10.0-141 | | | 19.2 | 31 |
| Benzo(b)fluoranthene | 0.0895 | U | 0.0676 | 0.0722 | 75.5 | 80.3 | 1 | 10.0-140 | | | 6.63 | 36 |
| Benzo(k)fluoranthene | 0.0895 | U | 0.0643 | 0.0736 | 71.8 | 81.8 | 1 | 10.0-137 | | | 13.4 | 31 |
| Chrysene | 0.0895 | U | 0.0828 | 0.0846 | 92.6 | 94.1 | 1 | 10.0-145 | | | 2.16 | 30 |
| Dibenz(a,h)anthracene | 0.0895 | U | 0.0655 | 0.0761 | 73.2 | 84.5 | 1 | 10.0-132 | | | 14.8 | 31 |
| Indeno(1,2,3-cd)pyrene | 0.0895 | U | 0.0637 | 0.0736 | 71.2 | 81.8 | 1 | 10.0-137 | | | 14.3 | 32 |
| Naphthalene | 0.0895 | U | 0.0810 | 0.0825 | 90.5 | 91.7 | 1 | 10.0-135 | | | 1.80 | 27 |
| 1-Methylnaphthalene | 0.0895 | U | 0.0868 | 0.0862 | 97.0 | 95.9 | 1 | 10.0-142 | | | 0.653 | 28 |
| 2-Methylnaphthalene | 0.0895 | U | 0.0862 | 0.0831 | 96.3 | 92.3 | 1 | 10.0-137 | | | 3.74 | 28 |
| <i>(S)</i> Nitrobenzene-d5 | | | | | 143 | 118 | | 14.0-149 | | | | |
| <i>(S)</i> 2-Fluorobiphenyl | | | | | 92.9 | 92.8 | | 34.0-125 | | | | |
| <i>(S)</i> p-Terphenyl-d14 | | | | | 112 | 91.8 | | 23.0-120 | | | | |

1 Cp

2 Tc

3 Ss

4 Cn

5 Sr

6 Qc

7 Gl

8 Al

9 Sc

GLOSSARY OF TERMS

Guide to Reading and Understanding Your Laboratory Report

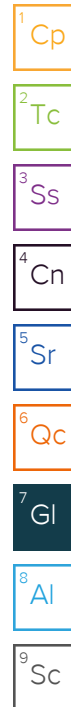
The information below is designed to better explain the various terms used in your report of analytical results from the Laboratory. This is not intended as a comprehensive explanation, and if you have additional questions please contact your project representative.

Results Disclaimer - Information that may be provided by the customer, and contained within this report, include Permit Limits, Project Name, Sample ID, Sample Matrix, Sample Preservation, Field Blanks, Field Spikes, Field Duplicates, On-Site Data, Sampling Collection Dates/Times, and Sampling Location. Results relate to the accuracy of this information provided, and as the samples are received.

Abbreviations and Definitions

| | |
|------------------------------|--|
| (dry) | Results are reported based on the dry weight of the sample. [this will only be present on a dry report basis for soils]. |
| MDL | Method Detection Limit. |
| MDL (dry) | Method Detection Limit. |
| RDL | Reported Detection Limit. |
| RDL (dry) | Reported Detection Limit. |
| Rec. | Recovery. |
| RPD | Relative Percent Difference. |
| SDG | Sample Delivery Group. |
| (S) | Surrogate (Surrogate Standard) - Analytes added to every blank, sample, Laboratory Control Sample/Duplicate and Matrix Spike/Duplicate; used to evaluate analytical efficiency by measuring recovery. Surrogates are not expected to be detected in all environmental media. |
| U | Not detected at the Reporting Limit (or MDL where applicable). |
| Analyte | The name of the particular compound or analysis performed. Some Analyses and Methods will have multiple analytes reported. |
| Dilution | If the sample matrix contains an interfering material, the sample preparation volume or weight values differ from the standard, or if concentrations of analytes in the sample are higher than the highest limit of concentration that the laboratory can accurately report, the sample may be diluted for analysis. If a value different than 1 is used in this field, the result reported has already been corrected for this factor. |
| Limits | These are the target % recovery ranges or % difference value that the laboratory has historically determined as normal for the method and analyte being reported. Successful QC Sample analysis will target all analytes recovered or duplicated within these ranges. |
| Original Sample | The non-spiked sample in the prep batch used to determine the Relative Percent Difference (RPD) from a quality control sample. The Original Sample may not be included within the reported SDG. |
| Qualifier | This column provides a letter and/or number designation that corresponds to additional information concerning the result reported. If a Qualifier is present, a definition per Qualifier is provided within the Glossary and Definitions page and potentially a discussion of possible implications of the Qualifier in the Case Narrative if applicable. |
| Result | The actual analytical final result (corrected for any sample specific characteristics) reported for your sample. If there was no measurable result returned for a specific analyte, the result in this column may state "ND" (Not Detected) or "BDL" (Below Detectable Levels). The information in the results column should always be accompanied by either an MDL (Method Detection Limit) or RDL (Reporting Detection Limit) that defines the lowest value that the laboratory could detect or report for this analyte. |
| Uncertainty (Radiochemistry) | Confidence level of 2 sigma. |
| Case Narrative (Cn) | A brief discussion about the included sample results, including a discussion of any non-conformances to protocol observed either at sample receipt by the laboratory from the field or during the analytical process. If present, there will be a section in the Case Narrative to discuss the meaning of any data qualifiers used in the report. |
| Quality Control Summary (Qc) | This section of the report includes the results of the laboratory quality control analyses required by procedure or analytical methods to assist in evaluating the validity of the results reported for your samples. These analyses are not being performed on your samples typically, but on laboratory generated material. |
| Sample Chain of Custody (Sc) | This is the document created in the field when your samples were initially collected. This is used to verify the time and date of collection, the person collecting the samples, and the analyses that the laboratory is requested to perform. This chain of custody also documents all persons (excluding commercial shippers) that have had control or possession of the samples from the time of collection until delivery to the laboratory for analysis. |
| Sample Results (Sr) | This section of your report will provide the results of all testing performed on your samples. These results are provided by sample ID and are separated by the analyses performed on each sample. The header line of each analysis section for each sample will provide the name and method number for the analysis reported. |
| Sample Summary (Ss) | This section of the Analytical Report defines the specific analyses performed for each sample ID, including the dates and times of preparation and/or analysis. |

| Qualifier | Description |
|-----------|---|
| B | The same analyte is found in the associated blank. |
| C3 | The reported concentration is an estimate. The continuing calibration standard associated with this data responded low. Method sensitivity check is acceptable. |
| J | The identification of the analyte is acceptable; the reported value is an estimate. |
| J1 | Surrogate recovery limits have been exceeded; values are outside upper control limits. |
| J3 | The associated batch QC was outside the established quality control range for precision. |
| J6 | The sample matrix interfered with the ability to make any accurate determination; spike value is low. |
| J7 | Surrogate recovery cannot be used for control limit evaluation due to dilution. |
| P | RPD between the primary and confirmatory analysis exceeded 40%. |



ACCREDITATIONS & LOCATIONS

Pace Analytical National 12065 Lebanon Rd Mount Juliet, TN 37122

| | | | |
|-------------------------------|-------------|-----------------------------|------------------|
| Alabama | 40660 | Nebraska | NE-OS-15-05 |
| Alaska | 17-026 | Nevada | TN000032021-1 |
| Arizona | AZ0612 | New Hampshire | 2975 |
| Arkansas | 88-0469 | New Jersey–NELAP | TN002 |
| California | 2932 | New Mexico ¹ | TN00003 |
| Colorado | TN00003 | New York | 11742 |
| Connecticut | PH-0197 | North Carolina | Env375 |
| Florida | E87487 | North Carolina ¹ | DW21704 |
| Georgia | NELAP | North Carolina ³ | 41 |
| Georgia ¹ | 923 | North Dakota | R-140 |
| Idaho | TN00003 | Ohio–VAP | CL0069 |
| Illinois | 200008 | Oklahoma | 9915 |
| Indiana | C-TN-01 | Oregon | TN200002 |
| Iowa | 364 | Pennsylvania | 68-02979 |
| Kansas | E-10277 | Rhode Island | LA000356 |
| Kentucky ^{1,6} | KY90010 | South Carolina | 84004002 |
| Kentucky ² | 16 | South Dakota | n/a |
| Louisiana | AI30792 | Tennessee ^{1,4} | 2006 |
| Louisiana | LA018 | Texas | T104704245-20-18 |
| Maine | TN00003 | Texas ⁵ | LAB0152 |
| Maryland | 324 | Utah | TN000032021-11 |
| Massachusetts | M-TN003 | Vermont | VT2006 |
| Michigan | 9958 | Virginia | 110033 |
| Minnesota | 047-999-395 | Washington | C847 |
| Mississippi | TN00003 | West Virginia | 233 |
| Missouri | 340 | Wisconsin | 998093910 |
| Montana | CERT0086 | Wyoming | A2LA |
| A2LA – ISO 17025 | 1461.01 | AIHA-LAP,LLC EMLAP | 100789 |
| A2LA – ISO 17025 ⁵ | 1461.02 | DOD | 1461.01 |
| Canada | 1461.01 | USDA | P330-15-00234 |
| EPA–Crypto | TN00003 | | |

¹ Drinking Water ² Underground Storage Tanks ³ Aquatic Toxicity ⁴ Chemical/Microbiological ⁵ Mold ⁶ Wastewater n/a Accreditation not applicable

* Not all certifications held by the laboratory are applicable to the results reported in the attached report.

* Accreditation is only applicable to the test methods specified on each scope of accreditation held by Pace Analytical.

¹ Cp

² Tc

³ Ss

⁴ Cn

⁵ Sr

⁶ Qc

⁷ Gl

⁸ Al

⁹ Sc

Arcadis - Chevron - WA

1420 5th Ave
Unit 2400
Seattle, WA 98101

Report to:
Jeremy Wilson/Grace Boyd

Project Description:
LS115046 Jack's Grocery

Phone: **206-325-5254**

Collected by (print):
Tyler Green

Collected by (signature):
Tyler Green

Immediately Packed on Ice N Y

Billing Information:

Attn: Accounts Payable
630 Plaza Dr., Ste. 600
Highlands Ranch, CO 80129

Email To:
Alaura.Gonzalez@arcadis.com; Grace.Boyd@arc

City/State Collected: **Goldendale, WA** Please Circle: PT MT CT ET

Client Project # **30129539.7.41** Lab Project # **CHEVARCWA-LS115046**

Site/Facility ID # **706 COLUMBUS AVE** P.O. #

Rush? (Lab MUST Be Notified)
 Same Day Five Day
 Next Day 5 Day (Rad Only)
 Two Day 10 Day (Rad Only)
 Three Day
 Quote # _____ Date Results Needed _____

| Sample ID | Comp/Grab | Matrix * | Depth | Date | Time | Cntrs |
|-----------|-----------|----------|-------|------|------|-------|
|-----------|-----------|----------|-------|------|------|-------|

| Analysis / Container / Preservative | Pres Chk |
|---|----------|
| 8260 11-DCA 40mlAmb/MeOH10ml/Syr | |
| 8260 11-DCE 40mlAmb/MeOH10ml/Syr | |
| 8260 BTEXM,EDB,EDC 40mlAmb/MeOH10ml/Syr, MTBE | |
| 8260 TCE,trans-12DCE 40mlAmb/MeOH10ml/Syr | |
| 8260 cis-12-DCE,PCE 40mlAmb/MeOH10ml/Syr | |
| 8260 vinyl chloride 40mlAmb/MeOH10ml/Syr | |
| NWTPHDX no SGT 8ozCir-NoPres | |
| NWTPHGX 40mlAmb/MeOH10ml/Syr | |
| PCBs 8082 4ozCir-NoPres | |
| Total Lead 6010 8ozCir-NoPres | |



MT JULIET, TN

12065 Lebanon Rd Mount Juliet, TN 37122
Submitting a sample via this chain of custody constitutes acknowledgment and acceptance of the Pace Terms and Conditions found at: <https://info.pacelabs.com/hubs/pas-standard-terms.pdf>

SDG # **L1747046**

F183

Acctnum: **CHEVARCWA**

Template: **T254179**

Prelogin: **P1080638**

PM: **110 - Brian Ford**

PB:

Shipped Via:

Remarks | Sample # (lab only)

| Sample ID | Comp/Grab | Matrix * | Depth | Date | Time | Cntrs | 8260 11-DCA 40mlAmb/MeOH10ml/Syr | 8260 11-DCE 40mlAmb/MeOH10ml/Syr | 8260 BTEXM,EDB,EDC 40mlAmb/MeOH10ml/Syr, MTBE | 8260 TCE,trans-12DCE 40mlAmb/MeOH10ml/Syr | 8260 cis-12-DCE,PCE 40mlAmb/MeOH10ml/Syr | 8260 vinyl chloride 40mlAmb/MeOH10ml/Syr | NWTPHDX no SGT 8ozCir-NoPres | NWTPHGX 40mlAmb/MeOH10ml/Syr | PCBs 8082 4ozCir-NoPres | Total Lead 6010 8ozCir-NoPres | Remarks | Sample # (lab only) |
|--------------------------|-----------|----------|-------|----------|-------|-------|----------------------------------|----------------------------------|---|---|--|--|------------------------------|------------------------------|-------------------------|-------------------------------|---------|---------------------|
| MW-4-Soil-8ft-06112024 | Grab | SS | 8ft | 06/11/24 | 11:57 | 2 | | | X | | | | X | X | | X | | 01 |
| MW-4-Soil-4.5ft-06112024 | Grab | SS | 4.5ft | 06/11/24 | 12:25 | 2 | | | X | | | | X | X | | X | | 02 |
| MW-6-Soil-6ft-06112024 | Grab | SS | 6ft | 06/11/24 | 14:06 | 2 | | | X | | | | X | X | | X | | 03 |
| MW-6-Soil-8ft-06112024 | Grab | SS | 8ft | 06/11/24 | 14:18 | 2 | | | X | | | | X | X | | X | | 04 |
| SB-1-Soil-6ft-06112024 | Grab | SS | 6ft | 06/11/24 | 14:28 | 3 | X | X | X | X | X | X | X | X | X | X | | 05 |
| SB-1-Soil-9ft-06112024 | Grab | SS | 9ft | 06/11/24 | 14:41 | 3 | X | X | X | X | X | X | X | X | X | X | | 06 |
| SB-2-Soil-5ft-06112024 | Grab | SS | 5ft | 06/11/24 | 15:30 | 3 | X | X | X | X | X | X | X | X | X | X | | 07 |
| SB-2-Soil-8ft-06112024 | Grab | SS | 8ft | 06/11/24 | 15:48 | 3 | X | X | X | X | X | X | X | X | X | X | | 08 |
| SB-3-Soil-6.5ft-06122024 | Grab | SS | 6.5ft | 06/12/24 | 10:25 | 3 | X | X | X | X | X | X | X | X | X | X | | 09 |
| SB-3-Soil-9.5ft-06122024 | Grab | SS | 9.5ft | 06/12/24 | 10:38 | 3 | X | X | X | X | X | X | X | X | X | X | | 10 |

* Matrix:
 SS - Soil AIR - Air F - Filter
 GW - Groundwater B - Bioassay
 WW - WasteWater
 DW - Drinking Water
 OT - Other _____

Remarks: **No DCA analysis. Include MTBE analysis.**

pH _____ Temp _____
Flow _____ Other _____

Samples returned via: UPS FedEx Courier _____ Tracking # _____

| Sample Receipt Checklist | |
|-------------------------------|---|
| COC Seal Present/Intact: | NP <input checked="" type="checkbox"/> Y <input type="checkbox"/> N |
| COC Signed/Accurate: | <input checked="" type="checkbox"/> Y <input type="checkbox"/> N |
| Bottles arrive intact: | <input checked="" type="checkbox"/> Y <input type="checkbox"/> N |
| Correct bottles used: | <input checked="" type="checkbox"/> Y <input type="checkbox"/> N |
| Sufficient volume sent: | <input checked="" type="checkbox"/> Y <input type="checkbox"/> N |
| If Applicable | |
| VOA Zero Headspace: | <input checked="" type="checkbox"/> Y <input type="checkbox"/> N |
| Preservation Correct/Checked: | <input checked="" type="checkbox"/> Y <input type="checkbox"/> N |
| RAD Screen <0.5 mR/hr: | <input checked="" type="checkbox"/> Y <input type="checkbox"/> N |

Relinquished by: (Signature)

Date: **6/13/2024** Time: **09:20**

Received by: (Signature)

Trip Blank Received: Yes No
 HCL MeOH TBR **30**

Relinquished by: (Signature)

Date: _____ Time: _____

Received by: (Signature)

Temp: **1.43=1.4** °C Bottles Received: **38**

Relinquished by: (Signature)

Date: _____ Time: _____

Received for lab by: (Signature) *Christopher J. Mellin*

Date: **6/14/24** Time: **0900**

If preservation required by Login: Date/Time

Hold: _____ Condition: NCF OK

Company Name/Address:

Arcadis - Chevron - WA

1420 5th Ave
Unit 2400

Seattle, WA 98101

Report to:

Jeremy Wilson/Grace Boyd

Project Description:

LS115046 Jack's Grocery

Phone: 206-325-5254

Collected by (print):

Tyler Green

Collected by (signature):

[Signature]

Immediately

Packed on Ice N Y

Billing Information:

Attn: Accounts Payable
630 Plaza Dr., Ste. 600
Highlands Ranch, CO 80129

Pres
Chk

Email To:

Alaura.Gonzalez@arcadis.com; Grace.Boyd@arc

City/State

Collected: Goldendale, WA

Please Circle:

PT MT CT ET

Client Project #

30129539.7.41

Lab Project #

CHEVARCWA-LS115046

Site/Facility ID #

706 COLUMBUS AVE

P.O. #

Rush? (Lab MUST Be Notified)

Same Day Five Day
 Next Day 5 Day (Rad Only)
 Two Day 10 Day (Rad Only)
 Three Day

Quote #

Date Results Needed

No.
of
Cnts

Sample ID

Comp/Grab

Matrix *

Depth

Date

Time

Cnts

| Sample ID | Comp/Grab | Matrix * | Depth | Date | Time | Cnts | Pres | Chk |
|-------------------------------------|-----------------|---------------|-----------------|-----------------------|------------------|--------------|------|-----|
| SB-1-Soil-8ft-06112024 | Grab | SS | 8 ft | 06/11/2024 | 11:57 | 2 | | |
| SB-1-Soil-6ft-06112024 | Grab | SS | 6 ft | 06/11/2024 | 14:28 | 3 | X | |
| SB-1-Soil-9ft-06112024 | Grab | SS | 9 ft | 06/11/2024 | 14:41 | 3 | X | |
| SB-2-Soil-5ft-06112024 | Grab | SS | 5 ft | 06/11/2024 | 15:30 | 3 | X | |
| SB-2-Soil-8ft-06112024 | Grab | SS | 8 ft | 06/11/2024 | 15:48 | 3 | X | |
| SB-3-Soil-6.5ft-06112024 | Grab | SS | | | | | | |
| SB-3-Soil-6.5ft-06122024 | Grab | SS | 6.5 ft | 06/12/2024 | 10:25 | 3 | X | |
| SB-3-Soil-9.5ft-06122024 | Grab | SS | 9.5 ft | 06/12/2024 | 10:38 | 3 | X | |
| | | SS | | | | | | |
| | | SS | | | | | | |

cPAHs/Naphs 8270SIM 4ozCir-NoPres

Analysis / Container / Preservative

Chain of Custody

Page 3 of 5



MT JULIET, TN

12065 Lebanon Rd Mount Juliet, TN 37122
Submitting a sample via this chain of custody constitutes acknowledgment and acceptance of the Pace Terms and Conditions found at: <https://info.pacelabs.com/hubs/pas-standard-terms.pdf>

SDG #

Table #

Acctnum: CHEVARCWA

Template: T254179

Prelogin: P1080638

PM: 110 - Brian Ford

PB:

Shipped Via:

Remarks

Sample # (lab only)

0747040

-05

-06

-07

-08

-

-09

-10

* Matrix:

SS - Soil AIR - Air F - Filter
GW - Groundwater B - Bioassay
WW - WasteWater
DW - Drinking Water
OT - Other

Remarks:

pH _____ Temp _____

Flow _____ Other _____

Samples returned via:

UPS FedEx Courier

Tracking #

Relinquished by: (Signature)

[Signature]

Date:

6/13/2024

Time:

09:20

Received by: (Signature)

Trip Blank Received: Yes/No

HCL / MeOH
TBR

Relinquished by: (Signature)

Date:

Time:

Received by: (Signature)

Temp: °C

Bottles Received:

If preservation required by Login: Date/Time

Relinquished by: (Signature)

Date:

Time:

Received for lab by: (Signature)

[Signature]

Date:

6/14/24

Time:

0900

Hold:

Condition:
NCF / OK

Sample Receipt Checklist

COC Seal Present/Intact: NP N

COC Signed/Accurate: N

Bottles arrive intact: N

Correct bottles used: N

Sufficient volume sent: N

IF Applicable

VOA Zero Headspace: N

Preservation Correct/Checked: N

RAD Screen <0.5 mR/hr: N

Company Name/Address:

Arcadis - Chevron - WA

1420 5th Ave
Unit 2400
Seattle, WA 98101

Report to:
Jeremy Wilson/Grace Boyd

Project Description:
LS115046 Jack's Grocery

Phone: 206-325-5254

Collected by (print):
Tyler Green

Collected by (signature):
Tyler Green

Immediately Packed on Ice N Y

Billing Information:

Attn: Accounts Payable
630 Plaza Dr., Ste. 600
Highlands Ranch, CO 80129

Pres Chk

Email To:
Alaura.Gonzalez@arcadis.com; Grace.Boyd@arc

City/State Collected: Goldendale, WA

Please Circle:
PT MT CT ET

Client Project #
30129539.7.41

Lab Project #
CHEVARCWA-LS115046

Site/Facility ID #
706 COLUMBUS AVE

P.O. #

Rush? (Lab MUST Be Notified)

Same Day Five Day
Next Day 5 Day (Rad Only)
Two Day 10 Day (Rad Only)
Three Day

Quote #

Date Results Needed

No. of Cntrs

| Sample ID | Comp/Grab | Matrix * | Depth | Date | Time | No. of Cntrs |
|---------------------------|-----------|----------|--------|----------|------|--------------|
| MW-7-Soil-8ft-06122024 | Grab | SS | 8 ft | 06/12/24 | 1056 | 2 |
| MW-7-Soil-4.5 ft-06122024 | Grab | SS | 4.5 ft | 06/12/24 | 1102 | 2 |
| MW-5-Soil-4.5 ft-06122024 | Grab | SS | 4.5 ft | 06/12/24 | 1148 | 2 |
| MW-5-Soil-6.5 ft-06122024 | Grab | SS | 6.5 ft | 06/12/24 | 1209 | 2 |
| DUP-1-Soil-06122024 | Grab | SS | — | 06/12/24 | — | 2 |
| DUP-2-Soil-06122024 | Grab | SS | — | 06/12/24 | — | 2 |
| | | SS | | | | |
| | | SS | | | | |
| | | SS | | | | |
| | | SS | | | | |

| Analysis / Container / Preservative | |
|---|--|
| 8260 11-DCA 40mlAmb/MeOH10ml/Syr | |
| 8260 11-DCE 40mlAmb/MeOH10ml/Syr | |
| 8260 BTEXM,EDB,EDC 40mlAmb/MeOH10ml/Syr, MTBE | |
| 8260 TCE,trans-12DCE 40mlAmb/MeOH10ml/Syr | |
| 8260 cis-12-DCE,PCE 40mlAmb/MeOH10ml/Syr | |
| 8260 vinyl chloride 40mlAmb/MeOH10ml/Syr | |
| NWTPHDX no SGT 8ozCir-NoPres | |
| NWTPHGX 40mlAmb/MeOH10ml/Syr | |
| PCBs 8082 4ozCir-NoPres | |
| Total Lead 6010 8ozCir-NoPres | |



MT JULIET, TN

12065 Lebanon Rd Mount Juliet, TN 37122
Submitting a sample via this chain of custody constitutes acknowledgment and acceptance of the Pace Terms and Conditions found at: <https://info.pacelabs.com/hubs/pas-standard-terms.pdf>

SDG # *U1747046*

Table #

Acctnum: CHEVARCWA

Template: T254179

Prelogin: P1080638

PM: 110 - Brian Ford

PB:

Shipped Via: Remarks Sample # (lab only)

* Matrix:
SS - Soil AIR - Air F - Filter
GW - Groundwater B - Bioassay
WW - WasteWater
DW - Drinking Water
OT - Other

Remarks:
Include MTBE analysis

pH _____ Temp _____
Flow _____ Other _____

| Sample Receipt Checklist | |
|--|--|
| COC Seal Present/Intact: <input type="checkbox"/> NP | <input checked="" type="checkbox"/> Y <input type="checkbox"/> N |
| COC Signed/Accurate: | <input checked="" type="checkbox"/> Y <input type="checkbox"/> N |
| Bottles arrive intact: | <input checked="" type="checkbox"/> Y <input type="checkbox"/> N |
| Correct bottles used: | <input checked="" type="checkbox"/> Y <input type="checkbox"/> N |
| Sufficient volume sent: | <input checked="" type="checkbox"/> Y <input type="checkbox"/> N |
| If Applicable | |
| VOA Zero Headspace: | <input checked="" type="checkbox"/> Y <input type="checkbox"/> N |
| Preservation Correct/Checked: | <input checked="" type="checkbox"/> Y <input type="checkbox"/> N |
| RAD Screen <0.5 mR/hr: | <input checked="" type="checkbox"/> Y <input type="checkbox"/> N |

Samples returned via: UPS FedEx Courier Tracking #

Relinquished by: (Signature)
Julia

Date: 6/13/2024 Time: 09:20

Received by: (Signature)

Trip Blank Received: Yes No
HCL/MeOH TBR

Relinquished by: (Signature)

Date: Time:

Received by: (Signature)

Temp: 14.3 °C Bottles Received:

If preservation required by Login: Date/Time

Relinquished by: (Signature)

Date: Time:

Received for lab by: (Signature)
Christopher Gallin

Date: 4/16/24 Time: 0900

Hold: Condition: NCF / OK

6/14 NCF-L1747046 CHEVARCWA

R5

Time estimate: 0h

Time spent: 0h

Members



Nicolle Faulk (responsible)



Brian Ford

Due on 21 June 2024 5:00 PM for target Done

- Login Clarification needed
- Chain of custody is incomplete
- Please specify Metals requested
- Please specify TCLP requested
- Received additional samples not listed on COC
- Sample IDs on containers do not match IDs on COC
- Client did not "X" analysis
- Chain of Custody is missing
- If no COC: Received by: _____
- If no COC: Date/Time: _____
- If no COC: Temp./Cont.Rec./pH: _____
- If no COC: Carrier: _____
- If no COC: Tracking #: _____
- Client informed by call
- Client informed by Email
- Client informed by Voicemail
- Date/Time: _____
- PM initials: _____bjf_____
- Client Contact: _____

Comments

Nicolle Faulk

14 June 2024 4:26 PM

ID: SB-3-SOIL-5ft-06112024 not listed on COC

Brian Ford

14 June 2024 4:29 PM

place SB-3-SOIL-5ft-06112024 on hold

Nicolle Faulk

15 June 2024 7:36 AM

done


Appendix E

Groundwater Laboratory Reports and Chain-of-Custody Documentation

Arcadis - Chevron - WA

Sample Delivery Group: L1751749
Samples Received: 06/28/2024
Project Number: 30129539
Description: LS115046 Jack's Grocery
Site: 706 COLUMBUS AVE GOLDENDALE
Report To: Jeremy Wilson
1420 5th Ave
Unit 2400
Seattle, WA 98101

Entire Report Reviewed By:

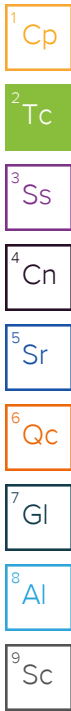


Brian Ford
Project Manager

Results relate only to the items tested or calibrated and are reported as rounded values. This test report shall not be reproduced, except in full, without written approval of the laboratory. Where applicable, sampling conducted by Pace Analytical National is performed per guidance provided in laboratory standard operating procedures ENV-SOP-MTJL-0067 and ENV-SOP-MTJL-0068. Where sampling conducted by the customer, results relate to the accuracy of the information provided, and as the samples are received.

TABLE OF CONTENTS

| | |
|---|----|
| Cp: Cover Page | 1 |
| Tc: Table of Contents | 2 |
| Ss: Sample Summary | 3 |
| Cn: Case Narrative | 5 |
| Sr: Sample Results | 6 |
| MW-1-W-20240625 L1751749-01 | 6 |
| MW-3-W-20240625 L1751749-02 | 7 |
| MW-4-W-20240625 L1751749-03 | 8 |
| MW-5-W-20240625 L1751749-04 | 9 |
| MW-6-W-20240625 L1751749-05 | 10 |
| MW-7-W-20240625 L1751749-06 | 11 |
| BD-W-20240625 L1751749-07 | 12 |
| TB-1-20240625 L1751749-08 | 13 |
| Qc: Quality Control Summary | 14 |
| Metals (ICPMS) by Method 6020B | 14 |
| Volatile Organic Compounds (GC) by Method NWTPHGX | 16 |
| Volatile Organic Compounds (GC/MS) by Method 8260D | 17 |
| EDB / DBCP by Method 8011 | 19 |
| Semi-Volatile Organic Compounds (GC) by Method NWTPHDX-NO SGT | 20 |
| Gl: Glossary of Terms | 24 |
| Al: Accreditations & Locations | 25 |
| Sc: Sample Chain of Custody | 26 |

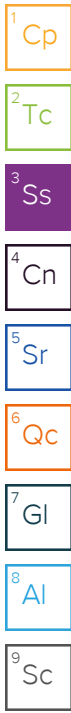


SAMPLE SUMMARY

MW-1-W-20240625 L1751749-01 GW

Collected by: Mac Miller
 Collected date/time: 06/25/24 15:01
 Received date/time: 06/28/24 09:00

| Method | Batch | Dilution | Preparation date/time | Analysis date/time | Analyst | Location |
|---|-----------|----------|-----------------------|--------------------|---------|----------------|
| Metals (ICPMS) by Method 6020B | WG2317931 | 1 | 07/09/24 12:02 | 07/18/24 00:54 | JPD | Mt. Juliet, TN |
| Volatile Organic Compounds (GC) by Method NWTPHGX | WG2318740 | 1 | 07/07/24 20:35 | 07/07/24 20:35 | KSD | Mt. Juliet, TN |
| Volatile Organic Compounds (GC/MS) by Method 8260D | WG2317548 | 1 | 07/04/24 22:25 | 07/04/24 22:25 | DYW | Mt. Juliet, TN |
| EDB / DBCP by Method 8011 | WG2316560 | 1.01 | 07/03/24 12:45 | 07/03/24 18:40 | MEW | Mt. Juliet, TN |
| Semi-Volatile Organic Compounds (GC) by Method NWTPHDX-NO SGT | WG2319217 | 1 | 07/09/24 08:05 | 07/09/24 21:03 | MAA | Mt. Juliet, TN |



MW-3-W-20240625 L1751749-02 GW

Collected by: Mac Miller
 Collected date/time: 06/25/24 12:05
 Received date/time: 06/28/24 09:00

| Method | Batch | Dilution | Preparation date/time | Analysis date/time | Analyst | Location |
|---|-----------|----------|-----------------------|--------------------|---------|----------------|
| Metals (ICPMS) by Method 6020B | WG2317931 | 1 | 07/09/24 12:02 | 07/18/24 02:09 | JPD | Mt. Juliet, TN |
| Volatile Organic Compounds (GC) by Method NWTPHGX | WG2318740 | 1 | 07/07/24 20:57 | 07/07/24 20:57 | KSD | Mt. Juliet, TN |
| Volatile Organic Compounds (GC/MS) by Method 8260D | WG2317548 | 1 | 07/04/24 22:46 | 07/04/24 22:46 | DYW | Mt. Juliet, TN |
| EDB / DBCP by Method 8011 | WG2316560 | 1.04 | 07/03/24 12:45 | 07/03/24 17:58 | MEW | Mt. Juliet, TN |
| Semi-Volatile Organic Compounds (GC) by Method NWTPHDX-NO SGT | WG2317186 | 1 | 07/05/24 20:50 | 07/07/24 23:47 | MAA | Mt. Juliet, TN |
| Semi-Volatile Organic Compounds (GC) by Method NWTPHDX-NO SGT | WG2317186 | 1 | 07/05/24 20:50 | 07/08/24 18:24 | MAA | Mt. Juliet, TN |

MW-4-W-20240625 L1751749-03 GW

Collected by: Mac Miller
 Collected date/time: 06/25/24 13:21
 Received date/time: 06/28/24 09:00

| Method | Batch | Dilution | Preparation date/time | Analysis date/time | Analyst | Location |
|---|-----------|----------|-----------------------|--------------------|---------|----------------|
| Metals (ICPMS) by Method 6020B | WG2317931 | 1 | 07/09/24 12:02 | 07/18/24 02:12 | JPD | Mt. Juliet, TN |
| Volatile Organic Compounds (GC) by Method NWTPHGX | WG2318740 | 1 | 07/07/24 21:19 | 07/07/24 21:19 | KSD | Mt. Juliet, TN |
| Volatile Organic Compounds (GC/MS) by Method 8260D | WG2317548 | 1 | 07/04/24 23:08 | 07/04/24 23:08 | DYW | Mt. Juliet, TN |
| EDB / DBCP by Method 8011 | WG2316560 | 1.03 | 07/03/24 12:45 | 07/03/24 23:55 | MEW | Mt. Juliet, TN |
| Semi-Volatile Organic Compounds (GC) by Method NWTPHDX-NO SGT | WG2319217 | 1 | 07/09/24 08:05 | 07/09/24 21:23 | MAA | Mt. Juliet, TN |

MW-5-W-20240625 L1751749-04 GW

Collected by: Mac Miller
 Collected date/time: 06/25/24 12:42
 Received date/time: 06/28/24 09:00

| Method | Batch | Dilution | Preparation date/time | Analysis date/time | Analyst | Location |
|---|-----------|----------|-----------------------|--------------------|---------|----------------|
| Metals (ICPMS) by Method 6020B | WG2317931 | 1 | 07/09/24 12:02 | 07/18/24 02:15 | JPD | Mt. Juliet, TN |
| Volatile Organic Compounds (GC) by Method NWTPHGX | WG2318740 | 1 | 07/07/24 21:41 | 07/07/24 21:41 | KSD | Mt. Juliet, TN |
| Volatile Organic Compounds (GC/MS) by Method 8260D | WG2317548 | 1 | 07/04/24 23:30 | 07/04/24 23:30 | DYW | Mt. Juliet, TN |
| EDB / DBCP by Method 8011 | WG2316560 | 1.03 | 07/03/24 12:45 | 07/04/24 00:15 | MEW | Mt. Juliet, TN |
| Semi-Volatile Organic Compounds (GC) by Method NWTPHDX-NO SGT | WG2317703 | 1 | 07/05/24 18:07 | 07/10/24 05:02 | TJD | Mt. Juliet, TN |

MW-6-W-20240625 L1751749-05 GW

Collected by: Mac Miller
 Collected date/time: 06/25/24 13:52
 Received date/time: 06/28/24 09:00

| Method | Batch | Dilution | Preparation date/time | Analysis date/time | Analyst | Location |
|---|-----------|----------|-----------------------|--------------------|---------|----------------|
| Metals (ICPMS) by Method 6020B | WG2317931 | 1 | 07/09/24 12:02 | 07/18/24 02:19 | JPD | Mt. Juliet, TN |
| Volatile Organic Compounds (GC) by Method NWTPHGX | WG2318740 | 1 | 07/07/24 22:03 | 07/07/24 22:03 | KSD | Mt. Juliet, TN |
| Volatile Organic Compounds (GC/MS) by Method 8260D | WG2317552 | 1 | 07/04/24 13:04 | 07/04/24 13:04 | DWR | Mt. Juliet, TN |
| EDB / DBCP by Method 8011 | WG2316560 | 1.05 | 07/03/24 12:45 | 07/04/24 00:35 | MEW | Mt. Juliet, TN |
| Semi-Volatile Organic Compounds (GC) by Method NWTPHDX-NO SGT | WG2320138 | 1 | 07/10/24 07:53 | 07/10/24 19:49 | MAA | Mt. Juliet, TN |

SAMPLE SUMMARY

MW-7-W-20240625 L1751749-06 GW

Collected by: Mac Miller
 Collected date/time: 06/25/24 14:23
 Received date/time: 06/28/24 09:00

| Method | Batch | Dilution | Preparation date/time | Analysis date/time | Analyst | Location |
|---|-----------|----------|-----------------------|--------------------|---------|----------------|
| Metals (ICPMS) by Method 6020B | WG2317936 | 1 | 07/09/24 09:00 | 07/09/24 13:19 | SJM | Mt. Juliet, TN |
| Volatile Organic Compounds (GC) by Method NWTPHGX | WG2318740 | 1 | 07/07/24 22:25 | 07/07/24 22:25 | KSD | Mt. Juliet, TN |
| Volatile Organic Compounds (GC/MS) by Method 8260D | WG2317552 | 1 | 07/04/24 13:23 | 07/04/24 13:23 | DWR | Mt. Juliet, TN |
| EDB / DBCP by Method 8011 | WG2316560 | 1.05 | 07/03/24 12:45 | 07/04/24 00:54 | MEW | Mt. Juliet, TN |
| Semi-Volatile Organic Compounds (GC) by Method NWTPHDX-NO SGT | WG2317703 | 1 | 07/05/24 18:07 | 07/10/24 05:22 | TJD | Mt. Juliet, TN |

¹Cp

²Tc

³Ss

⁴Cn

BD-W-20240625 L1751749-07 GW

Collected by: Mac Miller
 Collected date/time: 06/25/24 12:00
 Received date/time: 06/28/24 09:00

| Method | Batch | Dilution | Preparation date/time | Analysis date/time | Analyst | Location |
|---|-----------|----------|-----------------------|--------------------|---------|----------------|
| Metals (ICPMS) by Method 6020B | WG2317936 | 1 | 07/09/24 09:00 | 07/09/24 13:23 | SJM | Mt. Juliet, TN |
| Volatile Organic Compounds (GC) by Method NWTPHGX | WG2318740 | 1 | 07/07/24 22:47 | 07/07/24 22:47 | KSD | Mt. Juliet, TN |
| Volatile Organic Compounds (GC/MS) by Method 8260D | WG2317552 | 1 | 07/04/24 13:42 | 07/04/24 13:42 | DWR | Mt. Juliet, TN |
| EDB / DBCP by Method 8011 | WG2316560 | 1.03 | 07/03/24 12:45 | 07/04/24 01:14 | MEW | Mt. Juliet, TN |
| Semi-Volatile Organic Compounds (GC) by Method NWTPHDX-NO SGT | WG2317703 | 1 | 07/05/24 18:07 | 07/10/24 05:41 | TJD | Mt. Juliet, TN |

⁵Sr

⁶Qc

⁷Gl

⁸Al

TB-1-20240625 L1751749-08 GW

Collected by: Mac Miller
 Collected date/time: 06/25/24 09:00
 Received date/time: 06/28/24 09:00

| Method | Batch | Dilution | Preparation date/time | Analysis date/time | Analyst | Location |
|--|-----------|----------|-----------------------|--------------------|---------|----------------|
| Volatile Organic Compounds (GC/MS) by Method 8260D | WG2317552 | 1 | 07/04/24 12:26 | 07/04/24 12:26 | DWR | Mt. Juliet, TN |

⁹Sc

CASE NARRATIVE

All sample aliquots were received at the correct temperature, in the proper containers, with the appropriate preservatives, and within method specified holding times, unless qualified or notated within the report. Where applicable, all MDL (LOD) and RDL (LOQ) values reported for environmental samples have been corrected for the dilution factor used in the analysis. All Method and Batch Quality Control are within established criteria except where addressed in this case narrative, a non-conformance form or properly qualified within the sample results. By my digital signature below, I affirm to the best of my knowledge, all problems/anomalies observed by the laboratory as having the potential to affect the quality of the data have been identified by the laboratory, and no information or data have been knowingly withheld that would affect the quality of the data.



Brian Ford
Project Manager

¹ Cp

² Tc

³ Ss

⁴ Cn

⁵ Sr

⁶ Qc

⁷ Gl

⁸ Al

⁹ Sc

Metals (ICPMS) by Method 6020B

| Analyte | Result | Qualifier | MDL | RDL | Dilution | Analysis date / time | Batch |
|---------|--------|-----------|-------|------|----------|----------------------|---------------------------|
| Lead | U | | 0.849 | 2.00 | 1 | 07/18/2024 00:54 | WG2317931 |

- 1 Cp
- 2 Tc
- 3 Ss
- 4 Cn
- 5 Sr

Volatile Organic Compounds (GC) by Method NWTPHGX

| Analyte | Result | Qualifier | MDL | RDL | Dilution | Analysis date / time | Batch |
|---------------------------------|--------|-----------|------|----------|----------|----------------------|---------------------------|
| Gasoline Range Organics-NWTPH | U | | 31.6 | 100 | 1 | 07/07/2024 20:35 | WG2318740 |
| (S) a,a,a-Trifluorotoluene(FID) | 104 | | | 78.0-120 | | 07/07/2024 20:35 | WG2318740 |

- 6 Qc
- 7 Gl
- 8 Al
- 9 Sc

Volatile Organic Compounds (GC/MS) by Method 8260D

| Analyte | Result | Qualifier | MDL | RDL | Dilution | Analysis date / time | Batch |
|---------------------------|--------|-----------|--------|----------|----------|----------------------|---------------------------|
| Benzene | U | | 0.0941 | 1.00 | 1 | 07/04/2024 22:25 | WG2317548 |
| Toluene | U | | 0.278 | 1.00 | 1 | 07/04/2024 22:25 | WG2317548 |
| Ethylbenzene | U | | 0.137 | 1.00 | 1 | 07/04/2024 22:25 | WG2317548 |
| Total Xylenes | U | | 0.174 | 3.00 | 1 | 07/04/2024 22:25 | WG2317548 |
| Methyl tert-butyl ether | U | | 0.101 | 1.00 | 1 | 07/04/2024 22:25 | WG2317548 |
| 1,2-Dichloroethane | U | | 0.0819 | 1.00 | 1 | 07/04/2024 22:25 | WG2317548 |
| 1,2-Dibromoethane | U | | 0.126 | 1.00 | 1 | 07/04/2024 22:25 | WG2317548 |
| (S) Toluene-d8 | 102 | | | 80.0-120 | | 07/04/2024 22:25 | WG2317548 |
| (S) 4-Bromofluorobenzene | 94.9 | | | 77.0-126 | | 07/04/2024 22:25 | WG2317548 |
| (S) 1,2-Dichloroethane-d4 | 111 | | | 70.0-130 | | 07/04/2024 22:25 | WG2317548 |

EDB / DBCP by Method 8011

| Analyte | Result | Qualifier | MDL | RDL | Dilution | Analysis date / time | Batch |
|--------------------|--------|-----------|---------|--------|----------|----------------------|---------------------------|
| Ethylene Dibromide | U | | 0.00541 | 0.0202 | 1.01 | 07/03/2024 18:40 | WG2316560 |

Semi-Volatile Organic Compounds (GC) by Method NWTPHDX-NO SGT

| Analyte | Result | Qualifier | MDL | RDL | Dilution | Analysis date / time | Batch |
|-------------------------------|--------|-----------|------|----------|----------|----------------------|---------------------------|
| Diesel Range Organics (DRO) | 115 | J | 66.7 | 200 | 1 | 07/09/2024 21:03 | WG2319217 |
| Residual Range Organics (RRO) | 177 | J | 83.3 | 250 | 1 | 07/09/2024 21:03 | WG2319217 |
| (S) o-Terphenyl | 121 | | | 52.0-156 | | 07/09/2024 21:03 | WG2319217 |

Metals (ICPMS) by Method 6020B

| Analyte | Result | Qualifier | MDL | RDL | Dilution | Analysis date / time | Batch |
|---------|--------|-----------|-------|------|----------|----------------------|---------------------------|
| Lead | 1.39 | J | 0.849 | 2.00 | 1 | 07/18/2024 02:09 | WG2317931 |

1 Cp

2 Tc

Volatile Organic Compounds (GC) by Method NWTPHGX

| Analyte | Result | Qualifier | MDL | RDL | Dilution | Analysis date / time | Batch |
|---------------------------------|--------|-----------|------|----------|----------|----------------------|---------------------------|
| Gasoline Range Organics-NWTPH | U | | 31.6 | 100 | 1 | 07/07/2024 20:57 | WG2318740 |
| (S) a,a,a-Trifluorotoluene(FID) | 104 | | | 78.0-120 | | 07/07/2024 20:57 | WG2318740 |

3 Ss

4 Cn

5 Sr

Volatile Organic Compounds (GC/MS) by Method 8260D

| Analyte | Result | Qualifier | MDL | RDL | Dilution | Analysis date / time | Batch |
|---------------------------|--------|-----------|--------|----------|----------|----------------------|---------------------------|
| Benzene | U | | 0.0941 | 1.00 | 1 | 07/04/2024 22:46 | WG2317548 |
| Toluene | U | | 0.278 | 1.00 | 1 | 07/04/2024 22:46 | WG2317548 |
| Ethylbenzene | U | | 0.137 | 1.00 | 1 | 07/04/2024 22:46 | WG2317548 |
| Total Xylenes | U | | 0.174 | 3.00 | 1 | 07/04/2024 22:46 | WG2317548 |
| Methyl tert-butyl ether | U | | 0.101 | 1.00 | 1 | 07/04/2024 22:46 | WG2317548 |
| 1,2-Dichloroethane | U | | 0.0819 | 1.00 | 1 | 07/04/2024 22:46 | WG2317548 |
| 1,2-Dibromoethane | U | | 0.126 | 1.00 | 1 | 07/04/2024 22:46 | WG2317548 |
| (S) Toluene-d8 | 99.6 | | | 80.0-120 | | 07/04/2024 22:46 | WG2317548 |
| (S) 4-Bromofluorobenzene | 95.8 | | | 77.0-126 | | 07/04/2024 22:46 | WG2317548 |
| (S) 1,2-Dichloroethane-d4 | 112 | | | 70.0-130 | | 07/04/2024 22:46 | WG2317548 |

6 Qc

7 Gl

8 Al

9 Sc

EDB / DBCP by Method 8011

| Analyte | Result | Qualifier | MDL | RDL | Dilution | Analysis date / time | Batch |
|--------------------|--------|-----------|---------|--------|----------|----------------------|---------------------------|
| Ethylene Dibromide | U | | 0.00557 | 0.0208 | 1.04 | 07/03/2024 17:58 | WG2316560 |

Semi-Volatile Organic Compounds (GC) by Method NWTPHDX-NO SGT

| Analyte | Result | Qualifier | MDL | RDL | Dilution | Analysis date / time | Batch |
|-------------------------------|--------|-----------|------|----------|----------|----------------------|---------------------------|
| Diesel Range Organics (DRO) | 102 | J | 66.7 | 200 | 1 | 07/07/2024 23:47 | WG2317186 |
| Residual Range Organics (RRO) | 242 | J | 83.3 | 250 | 1 | 07/08/2024 18:24 | WG2317186 |
| (S) o-Terphenyl | 93.2 | | | 52.0-156 | | 07/08/2024 18:24 | WG2317186 |
| (S) o-Terphenyl | 70.0 | | | 52.0-156 | | 07/07/2024 23:47 | WG2317186 |

Metals (ICPMS) by Method 6020B

| Analyte | Result | Qualifier | MDL | RDL | Dilution | Analysis date / time | Batch |
|---------|--------|-----------|-------|------|----------|----------------------|---------------------------|
| Lead | U | | 0.849 | 2.00 | 1 | 07/18/2024 02:12 | WG2317931 |

- 1 Cp
- 2 Tc
- 3 Ss
- 4 Cn
- 5 Sr

Volatile Organic Compounds (GC) by Method NWTPHGX

| Analyte | Result | Qualifier | MDL | RDL | Dilution | Analysis date / time | Batch |
|---------------------------------|--------|-----------|------|----------|----------|----------------------|---------------------------|
| Gasoline Range Organics-NWTPH | U | | 31.6 | 100 | 1 | 07/07/2024 21:19 | WG2318740 |
| (S) a,a,a-Trifluorotoluene(FID) | 103 | | | 78.0-120 | | 07/07/2024 21:19 | WG2318740 |

- 6 Qc
- 7 Gl
- 8 Al
- 9 Sc

Volatile Organic Compounds (GC/MS) by Method 8260D

| Analyte | Result | Qualifier | MDL | RDL | Dilution | Analysis date / time | Batch |
|---------------------------|--------|-----------|--------|----------|----------|----------------------|---------------------------|
| Benzene | U | | 0.0941 | 1.00 | 1 | 07/04/2024 23:08 | WG2317548 |
| Toluene | U | | 0.278 | 1.00 | 1 | 07/04/2024 23:08 | WG2317548 |
| Ethylbenzene | U | | 0.137 | 1.00 | 1 | 07/04/2024 23:08 | WG2317548 |
| Total Xylenes | 0.181 | J | 0.174 | 3.00 | 1 | 07/04/2024 23:08 | WG2317548 |
| Methyl tert-butyl ether | U | | 0.101 | 1.00 | 1 | 07/04/2024 23:08 | WG2317548 |
| 1,2-Dichloroethane | U | | 0.0819 | 1.00 | 1 | 07/04/2024 23:08 | WG2317548 |
| 1,2-Dibromoethane | U | | 0.126 | 1.00 | 1 | 07/04/2024 23:08 | WG2317548 |
| (S) Toluene-d8 | 102 | | | 80.0-120 | | 07/04/2024 23:08 | WG2317548 |
| (S) 4-Bromofluorobenzene | 96.3 | | | 77.0-126 | | 07/04/2024 23:08 | WG2317548 |
| (S) 1,2-Dichloroethane-d4 | 112 | | | 70.0-130 | | 07/04/2024 23:08 | WG2317548 |

EDB / DBCP by Method 8011

| Analyte | Result | Qualifier | MDL | RDL | Dilution | Analysis date / time | Batch |
|--------------------|--------|-----------|---------|--------|----------|----------------------|---------------------------|
| Ethylene Dibromide | U | | 0.00552 | 0.0206 | 1.03 | 07/03/2024 23:55 | WG2316560 |

Semi-Volatile Organic Compounds (GC) by Method NWTPHDX-NO SGT

| Analyte | Result | Qualifier | MDL | RDL | Dilution | Analysis date / time | Batch |
|-------------------------------|--------|-----------|------|----------|----------|----------------------|---------------------------|
| Diesel Range Organics (DRO) | 91.8 | J | 66.7 | 200 | 1 | 07/09/2024 21:23 | WG2319217 |
| Residual Range Organics (RRO) | 98.4 | J | 83.3 | 250 | 1 | 07/09/2024 21:23 | WG2319217 |
| (S) o-Terphenyl | 71.1 | | | 52.0-156 | | 07/09/2024 21:23 | WG2319217 |

Metals (ICPMS) by Method 6020B

| Analyte | Result | Qualifier | MDL | RDL | Dilution | Analysis date / time | Batch |
|---------|--------|-----------|-------|------|----------|----------------------|---------------------------|
| Lead | U | | 0.849 | 2.00 | 1 | 07/18/2024 02:15 | WG2317931 |

1 Cp
2 Tc
3 Ss
4 Cn

Volatile Organic Compounds (GC) by Method NWTPHGX

| Analyte | Result | Qualifier | MDL | RDL | Dilution | Analysis date / time | Batch |
|---------------------------------|--------|-----------|------|----------|----------|----------------------|---------------------------|
| Gasoline Range Organics-NWTPH | U | | 31.6 | 100 | 1 | 07/07/2024 21:41 | WG2318740 |
| (S) a,a,a-Trifluorotoluene(FID) | 102 | | | 78.0-120 | | 07/07/2024 21:41 | WG2318740 |

5 Sr
6 Qc

Volatile Organic Compounds (GC/MS) by Method 8260D

| Analyte | Result | Qualifier | MDL | RDL | Dilution | Analysis date / time | Batch |
|---------------------------|--------|-----------|--------|----------|----------|----------------------|---------------------------|
| Benzene | U | | 0.0941 | 1.00 | 1 | 07/04/2024 23:30 | WG2317548 |
| Toluene | U | | 0.278 | 1.00 | 1 | 07/04/2024 23:30 | WG2317548 |
| Ethylbenzene | U | | 0.137 | 1.00 | 1 | 07/04/2024 23:30 | WG2317548 |
| Total Xylenes | 0.222 | J | 0.174 | 3.00 | 1 | 07/04/2024 23:30 | WG2317548 |
| Methyl tert-butyl ether | U | | 0.101 | 1.00 | 1 | 07/04/2024 23:30 | WG2317548 |
| 1,2-Dichloroethane | U | | 0.0819 | 1.00 | 1 | 07/04/2024 23:30 | WG2317548 |
| 1,2-Dibromoethane | U | | 0.126 | 1.00 | 1 | 07/04/2024 23:30 | WG2317548 |
| (S) Toluene-d8 | 98.1 | | | 80.0-120 | | 07/04/2024 23:30 | WG2317548 |
| (S) 4-Bromofluorobenzene | 98.9 | | | 77.0-126 | | 07/04/2024 23:30 | WG2317548 |
| (S) 1,2-Dichloroethane-d4 | 123 | | | 70.0-130 | | 07/04/2024 23:30 | WG2317548 |

7 Gl
8 Al
9 Sc

EDB / DBCP by Method 8011

| Analyte | Result | Qualifier | MDL | RDL | Dilution | Analysis date / time | Batch |
|--------------------|--------|-----------|---------|--------|----------|----------------------|---------------------------|
| Ethylene Dibromide | U | | 0.00552 | 0.0206 | 1.03 | 07/04/2024 00:15 | WG2316560 |

Semi-Volatile Organic Compounds (GC) by Method NWTPHDX-NO SGT

| Analyte | Result | Qualifier | MDL | RDL | Dilution | Analysis date / time | Batch |
|-------------------------------|--------|-----------|------|----------|----------|----------------------|---------------------------|
| Diesel Range Organics (DRO) | U | | 66.7 | 200 | 1 | 07/10/2024 05:02 | WG2317703 |
| Residual Range Organics (RRO) | 109 | J | 83.3 | 250 | 1 | 07/10/2024 05:02 | WG2317703 |
| (S) o-Terphenyl | 71.0 | | | 52.0-156 | | 07/10/2024 05:02 | WG2317703 |

Metals (ICPMS) by Method 6020B

| Analyte | Result | Qualifier | MDL | RDL | Dilution | Analysis date / time | Batch |
|---------|--------|-----------|-------|------|----------|----------------------|---------------------------|
| Lead | U | | 0.849 | 2.00 | 1 | 07/18/2024 02:19 | WG2317931 |

1 Cp

2 Tc

Volatile Organic Compounds (GC) by Method NWTPHGX

| Analyte | Result | Qualifier | MDL | RDL | Dilution | Analysis date / time | Batch |
|---------------------------------|--------|-----------|------|----------|----------|----------------------|---------------------------|
| Gasoline Range Organics-NWTPH | U | | 31.6 | 100 | 1 | 07/07/2024 22:03 | WG2318740 |
| (S) a,a,a-Trifluorotoluene(FID) | 103 | | | 78.0-120 | | 07/07/2024 22:03 | WG2318740 |

3 Ss

4 Cn

5 Sr

Volatile Organic Compounds (GC/MS) by Method 8260D

| Analyte | Result | Qualifier | MDL | RDL | Dilution | Analysis date / time | Batch |
|---------------------------|--------|-----------|--------|----------|----------|----------------------|---------------------------|
| Benzene | U | | 0.0941 | 1.00 | 1 | 07/04/2024 13:04 | WG2317552 |
| Toluene | U | | 0.278 | 1.00 | 1 | 07/04/2024 13:04 | WG2317552 |
| Ethylbenzene | U | | 0.137 | 1.00 | 1 | 07/04/2024 13:04 | WG2317552 |
| Total Xylenes | 0.308 | J | 0.174 | 3.00 | 1 | 07/04/2024 13:04 | WG2317552 |
| Methyl tert-butyl ether | U | J4 | 0.101 | 1.00 | 1 | 07/04/2024 13:04 | WG2317552 |
| 1,2-Dichloroethane | U | | 0.0819 | 1.00 | 1 | 07/04/2024 13:04 | WG2317552 |
| 1,2-Dibromoethane | U | | 0.126 | 1.00 | 1 | 07/04/2024 13:04 | WG2317552 |
| (S) Toluene-d8 | 102 | | | 80.0-120 | | 07/04/2024 13:04 | WG2317552 |
| (S) 4-Bromofluorobenzene | 95.8 | | | 77.0-126 | | 07/04/2024 13:04 | WG2317552 |
| (S) 1,2-Dichloroethane-d4 | 106 | | | 70.0-130 | | 07/04/2024 13:04 | WG2317552 |

6 Qc

7 Gl

8 Al

9 Sc

EDB / DBCP by Method 8011

| Analyte | Result | Qualifier | MDL | RDL | Dilution | Analysis date / time | Batch |
|--------------------|--------|-----------|---------|--------|----------|----------------------|---------------------------|
| Ethylene Dibromide | U | | 0.00563 | 0.0210 | 1.05 | 07/04/2024 00:35 | WG2316560 |

Semi-Volatile Organic Compounds (GC) by Method NWTPHDX-NO SGT

| Analyte | Result | Qualifier | MDL | RDL | Dilution | Analysis date / time | Batch |
|-------------------------------|--------|-----------|------|----------|----------|----------------------|---------------------------|
| Diesel Range Organics (DRO) | U | Q | 66.7 | 200 | 1 | 07/10/2024 19:49 | WG2320138 |
| Residual Range Organics (RRO) | U | Q | 83.3 | 250 | 1 | 07/10/2024 19:49 | WG2320138 |
| (S) o-Terphenyl | 53.2 | | | 52.0-156 | | 07/10/2024 19:49 | WG2320138 |

Sample Narrative:

L1751749-05 WG2320138: In hold data not reportable due to lab contamination specific to that extract. Reporting ooh extract

Metals (ICPMS) by Method 6020B

| Analyte | Result | Qualifier | MDL | RDL | Dilution | Analysis date / time | Batch |
|---------|--------|-----------|-------|------|----------|----------------------|---------------------------|
| Lead | U | | 0.849 | 2.00 | 1 | 07/09/2024 13:19 | WG2317936 |

1 Cp
2 Tc
3 Ss
4 Cn

Volatile Organic Compounds (GC) by Method NWTPHGX

| Analyte | Result | Qualifier | MDL | RDL | Dilution | Analysis date / time | Batch |
|---------------------------------|--------|-----------|------|----------|----------|----------------------|---------------------------|
| Gasoline Range Organics-NWTPH | U | | 31.6 | 100 | 1 | 07/07/2024 22:25 | WG2318740 |
| (S) a,a,a-Trifluorotoluene(FID) | 103 | | | 78.0-120 | | 07/07/2024 22:25 | WG2318740 |

5 Sr
6 Qc

Volatile Organic Compounds (GC/MS) by Method 8260D

| Analyte | Result | Qualifier | MDL | RDL | Dilution | Analysis date / time | Batch |
|---------------------------|--------|-----------|--------|----------|----------|----------------------|---------------------------|
| Benzene | U | | 0.0941 | 1.00 | 1 | 07/04/2024 13:23 | WG2317552 |
| Toluene | U | | 0.278 | 1.00 | 1 | 07/04/2024 13:23 | WG2317552 |
| Ethylbenzene | U | | 0.137 | 1.00 | 1 | 07/04/2024 13:23 | WG2317552 |
| Total Xylenes | 0.177 | J | 0.174 | 3.00 | 1 | 07/04/2024 13:23 | WG2317552 |
| Methyl tert-butyl ether | U | J4 | 0.101 | 1.00 | 1 | 07/04/2024 13:23 | WG2317552 |
| 1,2-Dichloroethane | U | | 0.0819 | 1.00 | 1 | 07/04/2024 13:23 | WG2317552 |
| 1,2-Dibromoethane | U | | 0.126 | 1.00 | 1 | 07/04/2024 13:23 | WG2317552 |
| (S) Toluene-d8 | 98.6 | | | 80.0-120 | | 07/04/2024 13:23 | WG2317552 |
| (S) 4-Bromofluorobenzene | 95.5 | | | 77.0-126 | | 07/04/2024 13:23 | WG2317552 |
| (S) 1,2-Dichloroethane-d4 | 110 | | | 70.0-130 | | 07/04/2024 13:23 | WG2317552 |

7 Gl
8 Al
9 Sc

EDB / DBCP by Method 8011

| Analyte | Result | Qualifier | MDL | RDL | Dilution | Analysis date / time | Batch |
|--------------------|--------|-----------|---------|--------|----------|----------------------|---------------------------|
| Ethylene Dibromide | U | | 0.00563 | 0.0210 | 1.05 | 07/04/2024 00:54 | WG2316560 |

Semi-Volatile Organic Compounds (GC) by Method NWTPHDX-NO SGT

| Analyte | Result | Qualifier | MDL | RDL | Dilution | Analysis date / time | Batch |
|-------------------------------|--------|-----------|------|----------|----------|----------------------|---------------------------|
| Diesel Range Organics (DRO) | 106 | J | 66.7 | 200 | 1 | 07/10/2024 05:22 | WG2317703 |
| Residual Range Organics (RRO) | 87.8 | J | 83.3 | 250 | 1 | 07/10/2024 05:22 | WG2317703 |
| (S) o-Terphenyl | 72.5 | | | 52.0-156 | | 07/10/2024 05:22 | WG2317703 |

Metals (ICPMS) by Method 6020B

| Analyte | Result | Qualifier | MDL | RDL | Dilution | Analysis date / time | Batch |
|---------|--------|-----------|-------|------|----------|----------------------|---------------------------|
| Lead | U | | 0.849 | 2.00 | 1 | 07/09/2024 13:23 | WG2317936 |

- 1 Cp
- 2 Tc
- 3 Ss
- 4 Cn
- 5 Sr

Volatile Organic Compounds (GC) by Method NWTPHGX

| Analyte | Result | Qualifier | MDL | RDL | Dilution | Analysis date / time | Batch |
|---------------------------------|--------|-----------|------|----------|----------|----------------------|---------------------------|
| Gasoline Range Organics-NWTPH | U | | 31.6 | 100 | 1 | 07/07/2024 22:47 | WG2318740 |
| (S) a,a,a-Trifluorotoluene(FID) | 104 | | | 78.0-120 | | 07/07/2024 22:47 | WG2318740 |

- 6 Qc
- 7 Gl
- 8 Al
- 9 Sc

Volatile Organic Compounds (GC/MS) by Method 8260D

| Analyte | Result | Qualifier | MDL | RDL | Dilution | Analysis date / time | Batch |
|---------------------------|--------|-----------|--------|----------|----------|----------------------|---------------------------|
| Benzene | U | | 0.0941 | 1.00 | 1 | 07/04/2024 13:42 | WG2317552 |
| Toluene | U | | 0.278 | 1.00 | 1 | 07/04/2024 13:42 | WG2317552 |
| Ethylbenzene | U | | 0.137 | 1.00 | 1 | 07/04/2024 13:42 | WG2317552 |
| Total Xylenes | U | | 0.174 | 3.00 | 1 | 07/04/2024 13:42 | WG2317552 |
| Methyl tert-butyl ether | U | J4 | 0.101 | 1.00 | 1 | 07/04/2024 13:42 | WG2317552 |
| 1,2-Dichloroethane | U | | 0.0819 | 1.00 | 1 | 07/04/2024 13:42 | WG2317552 |
| 1,2-Dibromoethane | U | | 0.126 | 1.00 | 1 | 07/04/2024 13:42 | WG2317552 |
| (S) Toluene-d8 | 100 | | | 80.0-120 | | 07/04/2024 13:42 | WG2317552 |
| (S) 4-Bromofluorobenzene | 93.9 | | | 77.0-126 | | 07/04/2024 13:42 | WG2317552 |
| (S) 1,2-Dichloroethane-d4 | 115 | | | 70.0-130 | | 07/04/2024 13:42 | WG2317552 |

EDB / DBCP by Method 8011

| Analyte | Result | Qualifier | MDL | RDL | Dilution | Analysis date / time | Batch |
|--------------------|--------|-----------|---------|--------|----------|----------------------|---------------------------|
| Ethylene Dibromide | U | | 0.00552 | 0.0206 | 1.03 | 07/04/2024 01:14 | WG2316560 |

Semi-Volatile Organic Compounds (GC) by Method NWTPHDX-NO SGT

| Analyte | Result | Qualifier | MDL | RDL | Dilution | Analysis date / time | Batch |
|-------------------------------|--------|-----------|------|----------|----------|----------------------|---------------------------|
| Diesel Range Organics (DRO) | 72.1 | J | 66.7 | 200 | 1 | 07/10/2024 05:41 | WG2317703 |
| Residual Range Organics (RRO) | 122 | J | 83.3 | 250 | 1 | 07/10/2024 05:41 | WG2317703 |
| (S) o-Terphenyl | 69.0 | | | 52.0-156 | | 07/10/2024 05:41 | WG2317703 |

Volatile Organic Compounds (GC/MS) by Method 8260D

| Analyte | Result | Qualifier | MDL | RDL | Dilution | Analysis date / time | Batch |
|---------------------------|--------|--------------------|--------|----------|----------|----------------------|---------------------------|
| Benzene | U | | 0.0941 | 1.00 | 1 | 07/04/2024 12:26 | WG2317552 |
| Toluene | U | | 0.278 | 1.00 | 1 | 07/04/2024 12:26 | WG2317552 |
| Ethylbenzene | U | | 0.137 | 1.00 | 1 | 07/04/2024 12:26 | WG2317552 |
| Total Xylenes | U | | 0.174 | 3.00 | 1 | 07/04/2024 12:26 | WG2317552 |
| Methyl tert-butyl ether | U | J4 | 0.101 | 1.00 | 1 | 07/04/2024 12:26 | WG2317552 |
| 1,2-Dichloroethane | U | | 0.0819 | 1.00 | 1 | 07/04/2024 12:26 | WG2317552 |
| 1,2-Dibromoethane | U | | 0.126 | 1.00 | 1 | 07/04/2024 12:26 | WG2317552 |
| (S) Toluene-d8 | 97.9 | | | 80.0-120 | | 07/04/2024 12:26 | WG2317552 |
| (S) 4-Bromofluorobenzene | 93.6 | | | 77.0-126 | | 07/04/2024 12:26 | WG2317552 |
| (S) 1,2-Dichloroethane-d4 | 120 | | | 70.0-130 | | 07/04/2024 12:26 | WG2317552 |

1 Cp

2 Tc

3 Ss

4 Cn

5 Sr

6 Qc

7 Gl

8 Al

9 Sc

Method Blank (MB)

(MB) R4095231-1 07/18/24 00:47

| Analyte | MB Result | MB Qualifier | MB MDL | MB RDL |
|---------|-----------|--------------|--------|--------|
| Lead | U | | 0.849 | 2.00 |

¹Cp

²Tc

³Ss

Laboratory Control Sample (LCS)

(LCS) R4095231-2 07/18/24 00:51

| Analyte | Spike Amount | LCS Result | LCS Rec. | Rec. Limits | LCS Qualifier |
|---------|--------------|------------|----------|-------------|---------------|
| Lead | 50.0 | 47.9 | 95.9 | 80.0-120 | |

⁴Cn

⁵Sr

L1751749-01 Original Sample (OS) • Matrix Spike (MS) • Matrix Spike Duplicate (MSD)

(OS) L1751749-01 07/18/24 00:54 • (MS) R4095231-4 07/18/24 01:00 • (MSD) R4095231-5 07/18/24 01:04

| Analyte | Spike Amount | Original Result | MS Result | MSD Result | MS Rec. | MSD Rec. | Dilution | Rec. Limits | MS Qualifier | MSD Qualifier | RPD | RPD Limits |
|---------|--------------|-----------------|-----------|------------|---------|----------|----------|-------------|--------------|---------------|------|------------|
| Lead | 50.0 | U | 45.5 | 47.9 | 91.1 | 95.8 | 1 | 75.0-125 | | | 5.06 | 20 |

⁶Qc

⁷Gl

⁸Al

⁹Sc

Method Blank (MB)

(MB) R4091516-1 07/09/24 12:30

| Analyte | MB Result | MB Qualifier | MB MDL | MB RDL |
|---------|-----------|--------------|--------|--------|
| Lead | U | | 0.849 | 2.00 |

¹Cp

²Tc

³Ss

Laboratory Control Sample (LCS)

(LCS) R4091516-2 07/09/24 12:33

| Analyte | Spike Amount | LCS Result | LCS Rec. | Rec. Limits | LCS Qualifier |
|---------|--------------|------------|----------|-------------|---------------|
| Lead | 50.0 | 51.0 | 102 | 80.0-120 | |

⁴Cn

⁵Sr

L1752035-01 Original Sample (OS) • Matrix Spike (MS) • Matrix Spike Duplicate (MSD)

(OS) L1752035-01 07/09/24 12:41 • (MS) R4091516-4 07/09/24 12:48 • (MSD) R4091516-5 07/09/24 12:51

| Analyte | Spike Amount | Original Result | MS Result | MSD Result | MS Rec. | MSD Rec. | Dilution | Rec. Limits | MS Qualifier | MSD Qualifier | RPD | RPD Limits |
|---------|--------------|-----------------|-----------|------------|---------|----------|----------|-------------|--------------|---------------|------|------------|
| Lead | 50.0 | U | 50.3 | 51.2 | 101 | 102 | 1 | 75.0-125 | | | 1.89 | 20 |

⁶Qc

⁷Gl

⁸Al

⁹Sc

Method Blank (MB)

(MB) R4091492-2 07/07/24 19:29

| Analyte | MB Result ug/l | MB Qualifier | MB MDL ug/l | MB RDL ug/l |
|------------------------------------|-------------------|--------------|----------------|----------------|
| Gasoline Range Organics-NWTPH | U | | 31.6 | 100 |
| (S) a,a,a-Trifluorotoluene(FID) | 103 | | | 78.0-120 |

Laboratory Control Sample (LCS)

(LCS) R4091492-1 07/07/24 18:33

| Analyte | Spike Amount ug/l | LCS Result ug/l | LCS Rec. % | Rec. Limits % | LCS Qualifier |
|------------------------------------|----------------------|--------------------|---------------|------------------|---------------|
| Gasoline Range Organics-NWTPH | 5000 | 5500 | 110 | 70.0-124 | |
| (S) a,a,a-Trifluorotoluene(FID) | | | 108 | 78.0-120 | |

- 1 Cp
- 2 Tc
- 3 Ss
- 4 Cn
- 5 Sr
- 6 Qc
- 7 Gl
- 8 Al
- 9 Sc

Method Blank (MB)

(MB) R4091042-3 07/04/24 20:38

| Analyte | MB Result | MB Qualifier | MB MDL | MB RDL |
|---------------------------|-----------|--------------|--------|----------|
| | ug/l | | ug/l | ug/l |
| Benzene | U | | 0.0941 | 1.00 |
| Toluene | U | | 0.278 | 1.00 |
| Ethylbenzene | U | | 0.137 | 1.00 |
| Total Xylenes | U | | 0.174 | 3.00 |
| Methyl tert-butyl ether | U | | 0.101 | 1.00 |
| 1,2-Dichloroethane | U | | 0.0819 | 1.00 |
| 1,2-Dibromoethane | U | | 0.126 | 1.00 |
| (S) Toluene-d8 | 96.8 | | | 80.0-120 |
| (S) 4-Bromofluorobenzene | 94.4 | | | 77.0-126 |
| (S) 1,2-Dichloroethane-d4 | 112 | | | 70.0-130 |

Laboratory Control Sample (LCS) • Laboratory Control Sample Duplicate (LCSD)

(LCS) R4091042-1 07/04/24 19:10 • (LCSD) R4091042-2 07/04/24 19:54

| Analyte | Spike Amount | LCS Result | LCSD Result | LCS Rec. | LCSD Rec. | Rec. Limits | LCS Qualifier | LCSD Qualifier | RPD | RPD Limits |
|---------------------------|--------------|------------|-------------|----------|-----------|-------------|---------------|----------------|-------|------------|
| | ug/l | ug/l | ug/l | % | % | % | | | % | % |
| Benzene | 5.00 | 5.12 | 5.10 | 102 | 102 | 70.0-123 | | | 0.391 | 20 |
| Toluene | 5.00 | 4.93 | 4.83 | 98.6 | 96.6 | 79.0-120 | | | 2.05 | 20 |
| Ethylbenzene | 5.00 | 4.85 | 4.79 | 97.0 | 95.8 | 79.0-123 | | | 1.24 | 20 |
| Total Xylenes | 15.0 | 14.7 | 14.0 | 98.0 | 93.3 | 79.0-123 | | | 4.88 | 20 |
| Methyl tert-butyl ether | 5.00 | 5.47 | 5.54 | 109 | 111 | 68.0-125 | | | 1.27 | 20 |
| 1,2-Dichloroethane | 5.00 | 6.31 | 6.13 | 126 | 123 | 70.0-128 | | | 2.89 | 20 |
| 1,2-Dibromoethane | 5.00 | 4.68 | 4.89 | 93.6 | 97.8 | 80.0-122 | | | 4.39 | 20 |
| (S) Toluene-d8 | | | | 97.9 | 100 | 80.0-120 | | | | |
| (S) 4-Bromofluorobenzene | | | | 93.8 | 98.4 | 77.0-126 | | | | |
| (S) 1,2-Dichloroethane-d4 | | | | 106 | 110 | 70.0-130 | | | | |

1 Cp

2 Tc

3 Ss

4 Cn

5 Sr

6 Qc

7 Gl

8 Al

9 Sc

Method Blank (MB)

(MB) R4091570-3 07/04/24 10:53

| Analyte | MB Result | MB Qualifier | MB MDL | MB RDL |
|---------------------------|-----------|--------------|--------|----------|
| | ug/l | | ug/l | ug/l |
| Benzene | U | | 0.0941 | 1.00 |
| Toluene | U | | 0.278 | 1.00 |
| Ethylbenzene | U | | 0.137 | 1.00 |
| Total Xylenes | U | | 0.174 | 3.00 |
| Methyl tert-butyl ether | U | | 0.101 | 1.00 |
| 1,2-Dichloroethane | U | | 0.0819 | 1.00 |
| 1,2-Dibromoethane | U | | 0.126 | 1.00 |
| (S) Toluene-d8 | 97.9 | | | 80.0-120 |
| (S) 4-Bromofluorobenzene | 93.2 | | | 77.0-126 |
| (S) 1,2-Dichloroethane-d4 | 109 | | | 70.0-130 |

Laboratory Control Sample (LCS) • Laboratory Control Sample Duplicate (LCSD)

(LCS) R4091570-1 07/04/24 09:56 • (LCSD) R4091570-2 07/04/24 10:15

| Analyte | Spike Amount | LCS Result | LCSD Result | LCS Rec. | LCSD Rec. | Rec. Limits | LCS Qualifier | LCSD Qualifier | RPD | RPD Limits |
|---------------------------|--------------|------------|-------------|----------|-----------|-------------|---------------|----------------|-------|------------|
| | ug/l | ug/l | ug/l | % | % | % | | | % | % |
| Benzene | 5.00 | 5.57 | 5.72 | 111 | 114 | 70.0-123 | | | 2.66 | 20 |
| Toluene | 5.00 | 4.91 | 4.89 | 98.2 | 97.8 | 79.0-120 | | | 0.408 | 20 |
| Ethylbenzene | 5.00 | 4.47 | 4.66 | 89.4 | 93.2 | 79.0-123 | | | 4.16 | 20 |
| Total Xylenes | 15.0 | 14.1 | 13.8 | 94.0 | 92.0 | 79.0-123 | | | 2.15 | 20 |
| Methyl tert-butyl ether | 5.00 | 6.40 | 6.53 | 128 | 131 | 68.0-125 | J4 | J4 | 2.01 | 20 |
| 1,2-Dichloroethane | 5.00 | 5.66 | 5.92 | 113 | 118 | 70.0-128 | | | 4.49 | 20 |
| 1,2-Dibromoethane | 5.00 | 5.19 | 5.11 | 104 | 102 | 80.0-122 | | | 1.55 | 20 |
| (S) Toluene-d8 | | | | 98.6 | 96.1 | 80.0-120 | | | | |
| (S) 4-Bromofluorobenzene | | | | 111 | 95.8 | 77.0-126 | | | | |
| (S) 1,2-Dichloroethane-d4 | | | | 112 | 113 | 70.0-130 | | | | |

1 Cp

2 Tc

3 Ss

4 Cn

5 Sr

6 Qc

7 Gl

8 Al

9 Sc

Method Blank (MB)

(MB) R4090105-1 07/03/24 17:17

| Analyte | MB Result | MB Qualifier | MB MDL | MB RDL |
|--------------------|-----------|--------------|---------|--------|
| Ethylene Dibromide | U | | 0.00536 | 0.0200 |

1 Cp

2 Tc

3 Ss

L1751749-01 Original Sample (OS) • Duplicate (DUP)

(OS) L1751749-01 07/03/24 18:40 • (DUP) R4090105-3 07/03/24 18:19

| Analyte | Original Result | DUP Result | Dilution | DUP RPD | DUP Qualifier | DUP RPD Limits |
|--------------------|-----------------|------------|----------|---------|---------------|----------------|
| Ethylene Dibromide | U | U | 1.08 | 0.000 | | 20 |

4 Cn

5 Sr

Laboratory Control Sample (LCS) • Laboratory Control Sample Duplicate (LCSD)

(LCS) R4090105-4 07/03/24 21:57 • (LCSD) R4090105-5 07/04/24 02:13

| Analyte | Spike Amount | LCS Result | LCSD Result | LCS Rec. | LCSD Rec. | Rec. Limits | LCS Qualifier | LCSD Qualifier | RPD | RPD Limits |
|--------------------|--------------|------------|-------------|----------|-----------|-------------|---------------|----------------|-------|------------|
| Ethylene Dibromide | 0.250 | 0.211 | 0.213 | 84.4 | 85.2 | 60.0-140 | | | 0.943 | 20 |

6 Qc

7 Gl

L1751749-02 Original Sample (OS) • Matrix Spike (MS)

(OS) L1751749-02 07/03/24 17:58 • (MS) R4090105-2 07/03/24 17:38

| Analyte | Spike Amount | Original Result | MS Result | MS Rec. | Dilution | Rec. Limits | MS Qualifier |
|--------------------|--------------|-----------------|-----------|---------|----------|-------------|--------------|
| Ethylene Dibromide | 0.0989 | U | 0.0864 | 87.4 | 1 | 64.0-159 | |

8 Al

9 Sc

Method Blank (MB)

(MB) R4091051-1 07/07/24 21:26

| Analyte | MB Result ug/l | MB Qualifier | MB MDL ug/l | MB RDL ug/l |
|-------------------------------|-------------------|--------------|----------------|----------------|
| Diesel Range Organics (DRO) | U | | 66.7 | 200 |
| Residual Range Organics (RRO) | U | | 83.3 | 250 |
| <i>(S) o-Terphenyl</i> | 70.0 | | | 52.0-156 |

Laboratory Control Sample (LCS) • Laboratory Control Sample Duplicate (LCSD)

(LCS) R4091051-2 07/07/24 21:46 • (LCSD) R4091051-3 07/07/24 22:06

| Analyte | Spike Amount ug/l | LCS Result ug/l | LCSD Result ug/l | LCS Rec. % | LCSD Rec. % | Rec. Limits % | LCS Qualifier | LCSD Qualifier | RPD % | RPD Limits % |
|-----------------------------|----------------------|--------------------|---------------------|---------------|----------------|------------------|---------------|----------------|----------|-----------------|
| Diesel Range Organics (DRO) | 1500 | 1310 | 1270 | 87.3 | 84.7 | 50.0-150 | | | 3.10 | 20 |
| <i>(S) o-Terphenyl</i> | | | | 72.5 | 72.5 | 52.0-156 | | | | |

- 1 Cp
- 2 Tc
- 3 Ss
- 4 Cn
- 5 Sr
- 6 Qc
- 7 Gl
- 8 Al
- 9 Sc

Method Blank (MB)

(MB) R4091387-1 07/08/24 18:30

| Analyte | MB Result ug/l | MB Qualifier | MB MDL ug/l | MB RDL ug/l |
|-------------------------------|-------------------|--------------|----------------|----------------|
| Diesel Range Organics (DRO) | U | | 66.7 | 200 |
| Residual Range Organics (RRO) | U | | 83.3 | 250 |
| <i>(S) o-Terphenyl</i> | 85.5 | | | 52.0-156 |

Laboratory Control Sample (LCS) • Laboratory Control Sample Duplicate (LCSD)

(LCS) R4091387-2 07/08/24 18:50 • (LCSD) R4091387-3 07/08/24 19:10

| Analyte | Spike Amount ug/l | LCS Result ug/l | LCSD Result ug/l | LCS Rec. % | LCSD Rec. % | Rec. Limits % | LCS Qualifier | LCSD Qualifier | RPD % | RPD Limits % |
|-----------------------------|----------------------|--------------------|---------------------|---------------|----------------|------------------|---------------|----------------|----------|-----------------|
| Diesel Range Organics (DRO) | 1500 | 1580 | 1340 | 105 | 89.3 | 50.0-150 | | | 16.4 | 20 |
| <i>(S) o-Terphenyl</i> | | | | 105 | 85.5 | 52.0-156 | | | | |

- 1 Cp
- 2 Tc
- 3 Ss
- 4 Cn
- 5 Sr
- 6 Qc
- 7 Gl
- 8 Al
- 9 Sc

Method Blank (MB)

(MB) R4091836-1 07/09/24 20:02

| Analyte | MB Result ug/l | MB Qualifier | MB MDL ug/l | MB RDL ug/l |
|-------------------------------|-------------------|--------------|----------------|----------------|
| Diesel Range Organics (DRO) | U | | 66.7 | 200 |
| Residual Range Organics (RRO) | U | | 83.3 | 250 |
| <i>(S) o-Terphenyl</i> | 63.5 | | | 52.0-156 |

Laboratory Control Sample (LCS) • Laboratory Control Sample Duplicate (LCSD)

(LCS) R4091836-2 07/09/24 20:22 • (LCSD) R4091836-3 07/09/24 20:43

| Analyte | Spike Amount ug/l | LCS Result ug/l | LCSD Result ug/l | LCS Rec. % | LCSD Rec. % | Rec. Limits % | LCS Qualifier | LCSD Qualifier | RPD % | RPD Limits % |
|-----------------------------|----------------------|--------------------|---------------------|---------------|----------------|------------------|---------------|----------------|----------|-----------------|
| Diesel Range Organics (DRO) | 1500 | 1210 | 1150 | 80.7 | 76.7 | 50.0-150 | | | 5.08 | 20 |
| <i>(S) o-Terphenyl</i> | | | | 69.5 | 61.5 | 52.0-156 | | | | |

1 Cp

2 Tc

3 Ss

4 Cn

5 Sr

6 Qc

7 Gl

8 Al

9 Sc

Method Blank (MB)

(MB) R4092518-1 07/10/24 18:48

| Analyte | MB Result ug/l | MB Qualifier | MB MDL ug/l | MB RDL ug/l |
|-------------------------------|-------------------|--------------|----------------|----------------|
| Diesel Range Organics (DRO) | U | | 66.7 | 200 |
| Residual Range Organics (RRO) | U | | 83.3 | 250 |
| <i>(S) o-Terphenyl</i> | 56.0 | | | 52.0-156 |

Laboratory Control Sample (LCS) • Laboratory Control Sample Duplicate (LCSD)

(LCS) R4092518-2 07/10/24 19:08 • (LCSD) R4092518-3 07/10/24 19:29

| Analyte | Spike Amount ug/l | LCS Result ug/l | LCSD Result ug/l | LCS Rec. % | LCSD Rec. % | Rec. Limits % | LCS Qualifier | LCSD Qualifier | RPD % | RPD Limits % |
|-----------------------------|----------------------|--------------------|---------------------|---------------|----------------|------------------|---------------|----------------|----------|-----------------|
| Diesel Range Organics (DRO) | 1500 | 1260 | 1270 | 84.0 | 84.7 | 50.0-150 | | | 0.791 | 20 |
| <i>(S) o-Terphenyl</i> | | | | 62.5 | 57.5 | 52.0-156 | | | | |

- 1 Cp
- 2 Tc
- 3 Ss
- 4 Cn
- 5 Sr
- 6 Qc
- 7 Gl
- 8 Al
- 9 Sc

GLOSSARY OF TERMS

Guide to Reading and Understanding Your Laboratory Report

The information below is designed to better explain the various terms used in your report of analytical results from the Laboratory. This is not intended as a comprehensive explanation, and if you have additional questions please contact your project representative.

Results Disclaimer - Information that may be provided by the customer, and contained within this report, include Permit Limits, Project Name, Sample ID, Sample Matrix, Sample Preservation, Field Blanks, Field Spikes, Field Duplicates, On-Site Data, Sampling Collection Dates/Times, and Sampling Location. Results relate to the accuracy of this information provided, and as the samples are received.

Abbreviations and Definitions

| | |
|------------------------------|--|
| MDL | Method Detection Limit. |
| RDL | Reported Detection Limit. |
| Rec. | Recovery. |
| RPD | Relative Percent Difference. |
| SDG | Sample Delivery Group. |
| (S) | Surrogate (Surrogate Standard) - Analytes added to every blank, sample, Laboratory Control Sample/Duplicate and Matrix Spike/Duplicate; used to evaluate analytical efficiency by measuring recovery. Surrogates are not expected to be detected in all environmental media. |
| U | Not detected at the Reporting Limit (or MDL where applicable). |
| Analyte | The name of the particular compound or analysis performed. Some Analyses and Methods will have multiple analytes reported. |
| Dilution | If the sample matrix contains an interfering material, the sample preparation volume or weight values differ from the standard, or if concentrations of analytes in the sample are higher than the highest limit of concentration that the laboratory can accurately report, the sample may be diluted for analysis. If a value different than 1 is used in this field, the result reported has already been corrected for this factor. |
| Limits | These are the target % recovery ranges or % difference value that the laboratory has historically determined as normal for the method and analyte being reported. Successful QC Sample analysis will target all analytes recovered or duplicated within these ranges. |
| Original Sample | The non-spiked sample in the prep batch used to determine the Relative Percent Difference (RPD) from a quality control sample. The Original Sample may not be included within the reported SDG. |
| Qualifier | This column provides a letter and/or number designation that corresponds to additional information concerning the result reported. If a Qualifier is present, a definition per Qualifier is provided within the Glossary and Definitions page and potentially a discussion of possible implications of the Qualifier in the Case Narrative if applicable. |
| Result | The actual analytical final result (corrected for any sample specific characteristics) reported for your sample. If there was no measurable result returned for a specific analyte, the result in this column may state "ND" (Not Detected) or "BDL" (Below Detectable Levels). The information in the results column should always be accompanied by either an MDL (Method Detection Limit) or RDL (Reporting Detection Limit) that defines the lowest value that the laboratory could detect or report for this analyte. |
| Uncertainty (Radiochemistry) | Confidence level of 2 sigma. |
| Case Narrative (Cn) | A brief discussion about the included sample results, including a discussion of any non-conformances to protocol observed either at sample receipt by the laboratory from the field or during the analytical process. If present, there will be a section in the Case Narrative to discuss the meaning of any data qualifiers used in the report. |
| Quality Control Summary (Qc) | This section of the report includes the results of the laboratory quality control analyses required by procedure or analytical methods to assist in evaluating the validity of the results reported for your samples. These analyses are not being performed on your samples typically, but on laboratory generated material. |
| Sample Chain of Custody (Sc) | This is the document created in the field when your samples were initially collected. This is used to verify the time and date of collection, the person collecting the samples, and the analyses that the laboratory is requested to perform. This chain of custody also documents all persons (excluding commercial shippers) that have had control or possession of the samples from the time of collection until delivery to the laboratory for analysis. |
| Sample Results (Sr) | This section of your report will provide the results of all testing performed on your samples. These results are provided by sample ID and are separated by the analyses performed on each sample. The header line of each analysis section for each sample will provide the name and method number for the analysis reported. |
| Sample Summary (Ss) | This section of the Analytical Report defines the specific analyses performed for each sample ID, including the dates and times of preparation and/or analysis. |

Qualifier Description

| | |
|----|---|
| J | The identification of the analyte is acceptable; the reported value is an estimate. |
| J4 | The associated batch QC was outside the established quality control range for accuracy. |
| Q | Sample was prepared and/or analyzed past holding time as defined in the method. Concentrations should be considered minimum values. |

1 Cp

2 Tc

3 Ss

4 Cn

5 Sr

6 Qc

7 GI

8 AI

9 Sc

ACCREDITATIONS & LOCATIONS

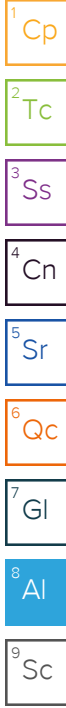
Pace Analytical National 12065 Lebanon Rd Mount Juliet, TN 37122

| | | | |
|-------------------------------|-------------|-----------------------------|------------------|
| Alabama | 40660 | Nebraska | NE-OS-15-05 |
| Alaska | 17-026 | Nevada | TN000032021-1 |
| Arizona | AZ0612 | New Hampshire | 2975 |
| Arkansas | 88-0469 | New Jersey–NELAP | TN002 |
| California | 2932 | New Mexico ¹ | TN00003 |
| Colorado | TN00003 | New York | 11742 |
| Connecticut | PH-0197 | North Carolina | Env375 |
| Florida | E87487 | North Carolina ¹ | DW21704 |
| Georgia | NELAP | North Carolina ³ | 41 |
| Georgia ¹ | 923 | North Dakota | R-140 |
| Idaho | TN00003 | Ohio–VAP | CL0069 |
| Illinois | 200008 | Oklahoma | 9915 |
| Indiana | C-TN-01 | Oregon | TN200002 |
| Iowa | 364 | Pennsylvania | 68-02979 |
| Kansas | E-10277 | Rhode Island | LA000356 |
| Kentucky ^{1,6} | KY90010 | South Carolina | 84004002 |
| Kentucky ² | 16 | South Dakota | n/a |
| Louisiana | AI30792 | Tennessee ^{1,4} | 2006 |
| Louisiana | LA018 | Texas | T104704245-20-18 |
| Maine | TN00003 | Texas ⁵ | LAB0152 |
| Maryland | 324 | Utah | TN000032021-11 |
| Massachusetts | M-TN003 | Vermont | VT2006 |
| Michigan | 9958 | Virginia | 110033 |
| Minnesota | 047-999-395 | Washington | C847 |
| Mississippi | TN00003 | West Virginia | 233 |
| Missouri | 340 | Wisconsin | 998093910 |
| Montana | CERT0086 | Wyoming | A2LA |
| A2LA – ISO 17025 | 1461.01 | AIHA-LAP,LLC EMLAP | 100789 |
| A2LA – ISO 17025 ⁵ | 1461.02 | DOD | 1461.01 |
| Canada | 1461.01 | USDA | P330-15-00234 |
| EPA–Crypto | TN00003 | | |

¹ Drinking Water ² Underground Storage Tanks ³ Aquatic Toxicity ⁴ Chemical/Microbiological ⁵ Mold ⁶ Wastewater n/a Accreditation not applicable

* Not all certifications held by the laboratory are applicable to the results reported in the attached report.

* Accreditation is only applicable to the test methods specified on each scope of accreditation held by Pace Analytical.



| | | | | | | | | | | | |
|--|--|--|--|----------|---|--|--|--|--|--|--|
| Company Name/Address: Arcadis - Chevron - WA 1420 5th Ave Unit 2400 Seattle, WA 98101 | | Billing Information: Attn: Accounts Payable 630 Plaza Dr., Ste. 600 Highlands Ranch, CO 80129 | | Pres Chk | Analysis / Container / Preservative L2 | | | | | Chain of Custody Page <u>1</u> of <u>1</u> | |
|--|--|--|--|----------|---|--|--|--|--|--|--|

| | | | | | | | | | | | |
|-----------------------------|--|--|--|--|--|---|--|---|--|------------------------------|--|
| Report to: Jeremy Wilson | | Email To: Alaura.Gonzalez@arcadis.com; Grace.Boyd@arc | | City/State Collected: GOLDENDALE, WA | | Please Circle: <input checked="" type="radio"/> MT <input type="radio"/> CT <input type="radio"/> ET | | Project Description: LS115046 Jack's Grocery | | Client Project # 30129539 | |
|-----------------------------|--|--|--|--|--|---|--|---|--|------------------------------|--|

| | | | | | | | | | | | |
|---------------------|--|-------------------------------------|--|--|--|--------|--|--|--|---|--|
| Phone: 206-325-5254 | | Lab Project # CHEVARCWA-LS115046 | | Site/Facility ID # 706 COLUMBUS AVE | | P.O. # | | Collected by (print): MAC MILLER | | Collected by (signature): <i>[Signature]</i> | |
|---------------------|--|-------------------------------------|--|--|--|--------|--|--|--|---|--|

| | | | | | | | | | |
|--|--|---|--|---------|--|---------------------|--|--------------|--|
| Immediately Packed on Ice N <input type="checkbox"/> Y <input checked="" type="checkbox"/> | | Rush? (Lab MUST Be Notified) <input type="checkbox"/> Same Day <input type="checkbox"/> Five Day <input type="checkbox"/> Next Day <input type="checkbox"/> 5 Day (Rad Only) <input type="checkbox"/> Two Day <input type="checkbox"/> 10 Day (Rad Only) <input type="checkbox"/> Three Day | | Quote # | | Date Results Needed | | No. of Cntrs | |
|--|--|---|--|---------|--|---------------------|--|--------------|--|

| Sample ID | Comp/Grab | Matrix * | Depth | Date | Time | No. of Cntrs | 8260 BTEXM,EDB,EDC 40mlAmb-HCl | 8260 Benzene 40mlAmb-HCl | EDB 8011 40mlClr-NaThio | NWTPHDX no SGT 40mlAmb-HCl-BT | NWTPHGX 40mlAmb HCl | SVOCs 8270 100ml Amb NoPres | Total Lead 6020 250mlHDPE-HNO3 | Remarks | Sample # (lab only) |
|-----------------|-----------|----------|-------|----------|------|--------------|--------------------------------|--------------------------|-------------------------|-------------------------------|---------------------|-----------------------------|--------------------------------|---------|---------------------|
| MW-1-W-20240625 | G | GW | - | 06/25/24 | 1507 | 12 | X | | X | X | X | | X | | -01 |
| MW-3-W-20240625 | | GW | - | | 1205 | 12 | X | | X | X | X | | X | | -02 |
| MW-4-W-20240625 | | GW | - | | 1321 | 12 | X | | X | X | X | | X | | -03 |
| MW-5-W-20240625 | | GW | - | | 1242 | 12 | X | | X | X | X | | X | | -04 |
| MW-6-W-20240625 | | GW | - | | 1352 | 12 | X | | X | X | X | | X | | -05 |
| MW-7-W-20240625 | | GW | - | | 1423 | 12 | X | | X | X | X | | X | | -06 |
| BD-W-20240625 | | GW | - | | 1200 | 12 | X | | X | X | X | | X | | -07 |
| TB-1-20240625 | | GW | - | | 0900 | 1 | X | | | | | | | | -08 |

| | | | | | | | | | | | |
|--|----------|---------------------|--|------------------------|--|------------------------------|--|---|--|--|--|
| * Matrix: SS - Soil AIR - Air F - Filter GW - Groundwater B - Bioassay WW - WasteWater DW - Drinking Water OT - Other | Remarks: | pH _____ Temp _____ | | Flow _____ Other _____ | | PH-10BDH5021 TRC-32234228 | | Sample Receipt Checklist COC Seal Present/Intact: <input checked="" type="checkbox"/> NP <input checked="" type="checkbox"/> Y <input type="checkbox"/> N COC Signed/Accurate: <input checked="" type="checkbox"/> Y <input type="checkbox"/> N Bottles arrive intact: <input checked="" type="checkbox"/> Y <input type="checkbox"/> N Correct bottles used: <input checked="" type="checkbox"/> Y <input type="checkbox"/> N Sufficient volume sent: <input checked="" type="checkbox"/> Y <input type="checkbox"/> N If Applicable VOA Zero Headspace: <input checked="" type="checkbox"/> Y <input type="checkbox"/> N Preservation Correct/Checked: <input checked="" type="checkbox"/> Y <input type="checkbox"/> N RAD Screen <0.5 mR/hr: <input checked="" type="checkbox"/> Y <input type="checkbox"/> N | | | |
|--|----------|---------------------|--|------------------------|--|------------------------------|--|---|--|--|--|

| | | | | | | |
|--|-------------------|---------------|--|--|-------------------------|---|
| Relinquished by: (Signature) <i>[Signature]</i> | Date: 06/27/24 | Time: 1616 | Received by: (Signature) | Trip Blank Received (Yes/No) HCL/MeOH TBR 1 | Bottles Received: 84 | If preservation required by Login: Date/Time |
| Relinquished by: (Signature) | Date: | Time: | Received by: (Signature) | Date: 06/28/2024 | Time: 0900 | Hold: |
| Relinquished by: (Signature) | Date: | Time: | Received for lab by: (Signature) <i>[Signature]</i> | Date: 06/28/2024 | Time: 0900 | Condition: NCF / <input checked="" type="checkbox"/> |



MT JULIET, TN
12065 Lebanon Rd Mount Juliet, TN 37122
Submitting a sample via this chain of custody constitutes acknowledgment and acceptance of the Pace Terms and Conditions found at:
<https://info.pacelabs.com/hubfs/pas-standard-terms.pdf>

SDG # **L1751749**

Table # **G167**

Acctnum: **CHEVARCWA**

Template: **T255018**

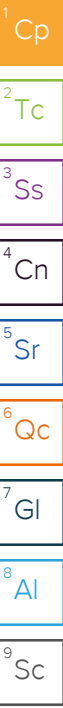
Prelogin: **P1083181**

PM: **110 - Brian Ford**

PB:

Shipped Via:


Remarks Sample # (lab only)



Arcadis U.S., Inc. - Chevron - WA

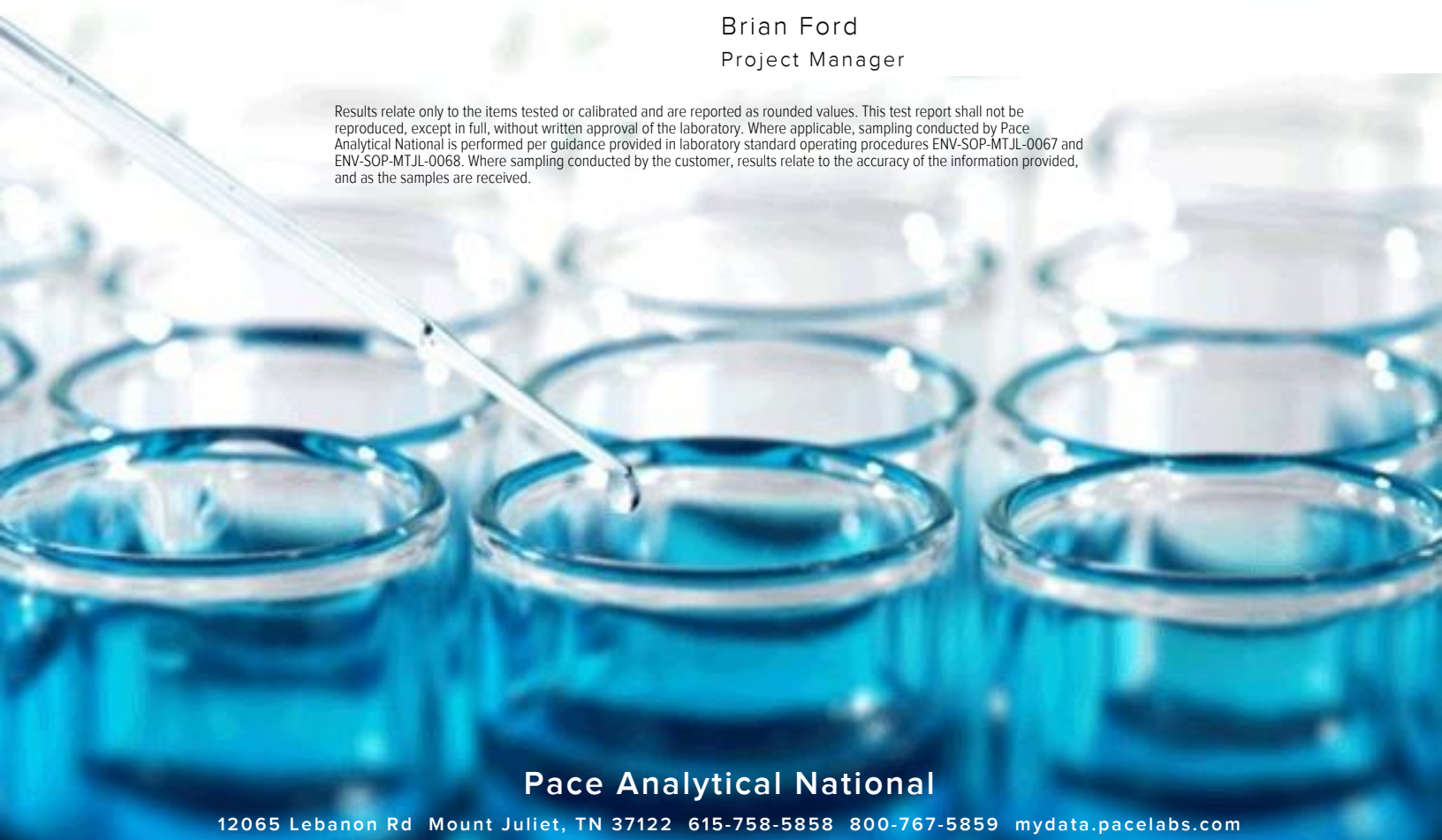
Sample Delivery Group: L1779654
Samples Received: 09/19/2024
Project Number: 30129539 19.45
Description: LS115046 Jack's Grocery
Site: 706 COLUMBUS AVE GOLDENDALE
Report To: Jeremy Wilson
1420 5th Ave
Unit 2400
Seattle, WA 98101

Entire Report Reviewed By:



Brian Ford
Project Manager

Results relate only to the items tested or calibrated and are reported as rounded values. This test report shall not be reproduced, except in full, without written approval of the laboratory. Where applicable, sampling conducted by Pace Analytical National is performed per guidance provided in laboratory standard operating procedures ENV-SOP-MTJL-0067 and ENV-SOP-MTJL-0068. Where sampling conducted by the customer, results relate to the accuracy of the information provided, and as the samples are received.

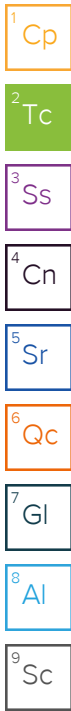


Pace Analytical National

12065 Lebanon Rd Mount Juliet, TN 37122 615-758-5858 800-767-5859 mydata.pacelabs.com

TABLE OF CONTENTS

| | |
|--|-----------|
| Cp: Cover Page | 1 |
| Tc: Table of Contents | 2 |
| Ss: Sample Summary | 3 |
| Cn: Case Narrative | 5 |
| Sr: Sample Results | 6 |
| MW-3-W-20240916 L1779654-01 | 6 |
| MW-4-W-20240916 L1779654-02 | 7 |
| MW-5-W-20240916 L1779654-03 | 8 |
| MW-6-W-20240916 L1779654-04 | 9 |
| MW-7-W-20240916 L1779654-05 | 10 |
| BD-W-20240916 L1779654-06 | 11 |
| TB-1-20240916 L1779654-07 | 12 |
| Qc: Quality Control Summary | 13 |
| Metals (ICPMS) by Method 6020B | 13 |
| Volatile Organic Compounds (GC) by Method NWTPHGX | 14 |
| Volatile Organic Compounds (GC/MS) by Method 8260D | 15 |
| EDB / DBCP by Method 8011 | 16 |
| Semi-Volatile Organic Compounds (GC) by Method NWTPHDX-NO SGT | 17 |
| Gl: Glossary of Terms | 18 |
| Al: Accreditations & Locations | 19 |
| Sc: Sample Chain of Custody | 20 |



SAMPLE SUMMARY

MW-3-W-20240916 L1779654-01 GW

Collected by: Mac Hiller
 Collected date/time: 09/16/24 13:21
 Received date/time: 09/19/24 08:45

| Method | Batch | Dilution | Preparation date/time | Analysis date/time | Analyst | Location |
|---|-----------|----------|-----------------------|--------------------|---------|----------------|
| Metals (ICPMS) by Method 6020B | WG2368469 | 1 | 10/01/24 21:45 | 10/02/24 01:03 | JPD | Mt. Juliet, TN |
| Volatile Organic Compounds (GC) by Method NWTPHGX | WG2368614 | 1 | 09/24/24 14:52 | 09/24/24 14:52 | DWR | Mt. Juliet, TN |
| Volatile Organic Compounds (GC/MS) by Method 8260D | WG2367929 | 1 | 09/23/24 17:47 | 09/23/24 17:47 | JAH | Mt. Juliet, TN |
| EDB / DBCP by Method 8011 | WG2368280 | 1.02 | 09/24/24 11:40 | 09/24/24 22:31 | MEW | Mt. Juliet, TN |
| Semi-Volatile Organic Compounds (GC) by Method NWTPHDX-NO SGT | WG2370534 | 1 | 09/26/24 16:23 | 09/27/24 13:30 | AUU | Mt. Juliet, TN |

1 Cp

2 Tc

3 Ss

4 Cn

MW-4-W-20240916 L1779654-02 GW

Collected by: Mac Hiller
 Collected date/time: 09/16/24 12:46
 Received date/time: 09/19/24 08:45

| Method | Batch | Dilution | Preparation date/time | Analysis date/time | Analyst | Location |
|---|-----------|----------|-----------------------|--------------------|---------|----------------|
| Metals (ICPMS) by Method 6020B | WG2368469 | 1 | 10/01/24 21:45 | 10/02/24 01:16 | JPD | Mt. Juliet, TN |
| Volatile Organic Compounds (GC) by Method NWTPHGX | WG2368614 | 1 | 09/24/24 15:16 | 09/24/24 15:16 | DWR | Mt. Juliet, TN |
| Volatile Organic Compounds (GC/MS) by Method 8260D | WG2367929 | 1 | 09/23/24 18:10 | 09/23/24 18:10 | JAH | Mt. Juliet, TN |
| EDB / DBCP by Method 8011 | WG2368280 | 1.04 | 09/24/24 11:40 | 09/24/24 22:49 | MEW | Mt. Juliet, TN |
| Semi-Volatile Organic Compounds (GC) by Method NWTPHDX-NO SGT | WG2370534 | 1 | 09/26/24 16:23 | 09/27/24 11:47 | AUU | Mt. Juliet, TN |

5 Sr

6 Qc

7 Gl

8 Al

MW-5-W-20240916 L1779654-03 GW

Collected by: Mac Hiller
 Collected date/time: 09/16/24 13:58
 Received date/time: 09/19/24 08:45

| Method | Batch | Dilution | Preparation date/time | Analysis date/time | Analyst | Location |
|---|-----------|----------|-----------------------|--------------------|---------|----------------|
| Metals (ICPMS) by Method 6020B | WG2368469 | 1 | 10/01/24 21:45 | 10/02/24 01:19 | JPD | Mt. Juliet, TN |
| Volatile Organic Compounds (GC) by Method NWTPHGX | WG2368614 | 1 | 09/24/24 15:39 | 09/24/24 15:39 | DWR | Mt. Juliet, TN |
| Volatile Organic Compounds (GC/MS) by Method 8260D | WG2367929 | 1 | 09/23/24 18:34 | 09/23/24 18:34 | JAH | Mt. Juliet, TN |
| EDB / DBCP by Method 8011 | WG2368280 | 1.03 | 09/24/24 11:40 | 09/24/24 23:07 | MEW | Mt. Juliet, TN |
| Semi-Volatile Organic Compounds (GC) by Method NWTPHDX-NO SGT | WG2370534 | 1 | 09/26/24 16:23 | 09/27/24 12:07 | AUU | Mt. Juliet, TN |

9 Sc

MW-6-W-20240916 L1779654-04 GW

Collected by: Mac Hiller
 Collected date/time: 09/16/24 12:11
 Received date/time: 09/19/24 08:45

| Method | Batch | Dilution | Preparation date/time | Analysis date/time | Analyst | Location |
|---|-----------|----------|-----------------------|--------------------|---------|----------------|
| Metals (ICPMS) by Method 6020B | WG2368469 | 1 | 10/01/24 21:45 | 10/02/24 01:23 | JPD | Mt. Juliet, TN |
| Volatile Organic Compounds (GC) by Method NWTPHGX | WG2368614 | 1 | 09/24/24 16:03 | 09/24/24 16:03 | DWR | Mt. Juliet, TN |
| Volatile Organic Compounds (GC/MS) by Method 8260D | WG2367929 | 1 | 09/23/24 18:59 | 09/23/24 18:59 | JAH | Mt. Juliet, TN |
| EDB / DBCP by Method 8011 | WG2368280 | 1.02 | 09/24/24 11:40 | 09/24/24 23:24 | MEW | Mt. Juliet, TN |
| Semi-Volatile Organic Compounds (GC) by Method NWTPHDX-NO SGT | WG2370534 | 1 | 09/26/24 16:23 | 09/27/24 12:28 | AUU | Mt. Juliet, TN |

MW-7-W-20240916 L1779654-05 GW

Collected by: Mac Hiller
 Collected date/time: 09/16/24 14:36
 Received date/time: 09/19/24 08:45

| Method | Batch | Dilution | Preparation date/time | Analysis date/time | Analyst | Location |
|---|-----------|----------|-----------------------|--------------------|---------|----------------|
| Metals (ICPMS) by Method 6020B | WG2368469 | 1 | 10/01/24 21:45 | 10/02/24 01:26 | JPD | Mt. Juliet, TN |
| Volatile Organic Compounds (GC) by Method NWTPHGX | WG2368614 | 1 | 09/24/24 16:26 | 09/24/24 16:26 | DWR | Mt. Juliet, TN |
| Volatile Organic Compounds (GC/MS) by Method 8260D | WG2367929 | 1 | 09/23/24 19:22 | 09/23/24 19:22 | JAH | Mt. Juliet, TN |
| EDB / DBCP by Method 8011 | WG2368280 | 1 | 09/24/24 11:40 | 09/24/24 23:42 | MEW | Mt. Juliet, TN |
| Semi-Volatile Organic Compounds (GC) by Method NWTPHDX-NO SGT | WG2370534 | 1 | 09/26/24 16:23 | 09/27/24 12:48 | AUU | Mt. Juliet, TN |

SAMPLE SUMMARY

BD-W-20240916 L1779654-06 GW

Collected by: Mac Hiller
 Collected date/time: 09/16/24 12:00
 Received date/time: 09/19/24 08:45

| Method | Batch | Dilution | Preparation date/time | Analysis date/time | Analyst | Location |
|---|-----------|----------|-----------------------|--------------------|---------|----------------|
| Metals (ICPMS) by Method 6020B | WG2368469 | 1 | 10/01/24 21:45 | 10/02/24 01:36 | JPD | Mt. Juliet, TN |
| Volatile Organic Compounds (GC) by Method NWTPHGX | WG2368614 | 1 | 09/24/24 16:50 | 09/24/24 16:50 | DWR | Mt. Juliet, TN |
| Volatile Organic Compounds (GC/MS) by Method 8260D | WG2367929 | 1 | 09/23/24 19:47 | 09/23/24 19:47 | JAH | Mt. Juliet, TN |
| EDB / DBCP by Method 8011 | WG2368280 | 1 | 09/24/24 11:40 | 09/25/24 00:00 | MEW | Mt. Juliet, TN |
| Semi-Volatile Organic Compounds (GC) by Method NWTPHDX-NO SGT | WG2370534 | 1 | 09/26/24 16:23 | 09/27/24 13:09 | AUU | Mt. Juliet, TN |

¹ Cp

² Tc

³ Ss

⁴ Cn

⁵ Sr

⁶ Qc

⁷ Gl

⁸ Al

⁹ Sc


TB-1-20240916 L1779654-07 GW

Collected by: Mac Hiller
 Collected date/time: 09/16/24 09:00
 Received date/time: 09/19/24 08:45

| Method | Batch | Dilution | Preparation date/time | Analysis date/time | Analyst | Location |
|--|-----------|----------|-----------------------|--------------------|---------|----------------|
| Volatile Organic Compounds (GC/MS) by Method 8260D | WG2367929 | 1 | 09/23/24 14:06 | 09/23/24 14:06 | JAH | Mt. Juliet, TN |

CASE NARRATIVE

All sample aliquots were received at the correct temperature, in the proper containers, with the appropriate preservatives, and within method specified holding times, unless qualified or notated within the report. Where applicable, all MDL (LOD) and RDL (LOQ) values reported for environmental samples have been corrected for the dilution factor used in the analysis. All Method and Batch Quality Control are within established criteria except where addressed in this case narrative, a non-conformance form or properly qualified within the sample results. By my digital signature below, I affirm to the best of my knowledge, all problems/anomalies observed by the laboratory as having the potential to affect the quality of the data have been identified by the laboratory, and no information or data have been knowingly withheld that would affect the quality of the data.



Brian Ford
Project Manager

- ¹ Cp
- ² Tc
- ³ Ss
- ⁴ Cn
- ⁵ Sr
- ⁶ Qc
- ⁷ Gl
- ⁸ Al
- ⁹ Sc

Metals (ICPMS) by Method 6020B

| Analyte | Result | Qualifier | MDL | RDL | Dilution | Analysis date / time | Batch |
|---------|--------|-----------|-------|------|----------|----------------------|---------------------------|
| Lead | U | | 0.849 | 2.00 | 1 | 10/02/2024 01:03 | WG2368469 |

1 Cp
2 Tc
3 Ss
4 Cn
5 Sr

Volatile Organic Compounds (GC) by Method NWTPHGX

| Analyte | Result | Qualifier | MDL | RDL | Dilution | Analysis date / time | Batch |
|---------------------------------|--------|-----------|------|----------|----------|----------------------|---------------------------|
| Gasoline Range Organics-NWTPH | 37.8 | <u>B</u> | 31.6 | 100 | 1 | 09/24/2024 14:52 | WG2368614 |
| (S) a,a,a-Trifluorotoluene(FID) | 99.0 | | | 78.0-120 | | 09/24/2024 14:52 | WG2368614 |

6 Qc
7 Gl
8 Al
9 Sc

Volatile Organic Compounds (GC/MS) by Method 8260D

| Analyte | Result | Qualifier | MDL | RDL | Dilution | Analysis date / time | Batch |
|---------------------------|--------|-----------|--------|----------|----------|----------------------|---------------------------|
| Benzene | U | | 0.0941 | 1.00 | 1 | 09/23/2024 17:47 | WG2367929 |
| Toluene | U | | 0.278 | 1.00 | 1 | 09/23/2024 17:47 | WG2367929 |
| Ethylbenzene | U | | 0.137 | 1.00 | 1 | 09/23/2024 17:47 | WG2367929 |
| Total Xylenes | U | | 0.174 | 3.00 | 1 | 09/23/2024 17:47 | WG2367929 |
| Methyl tert-butyl ether | U | | 0.101 | 1.00 | 1 | 09/23/2024 17:47 | WG2367929 |
| 1,2-Dichloroethane | U | | 0.0819 | 1.00 | 1 | 09/23/2024 17:47 | WG2367929 |
| 1,2-Dibromoethane | U | | 0.126 | 1.00 | 1 | 09/23/2024 17:47 | WG2367929 |
| (S) Toluene-d8 | 100 | | | 80.0-120 | | 09/23/2024 17:47 | WG2367929 |
| (S) 4-Bromofluorobenzene | 110 | | | 77.0-126 | | 09/23/2024 17:47 | WG2367929 |
| (S) 1,2-Dichloroethane-d4 | 98.9 | | | 70.0-130 | | 09/23/2024 17:47 | WG2367929 |

EDB / DBCP by Method 8011

| Analyte | Result | Qualifier | MDL | RDL | Dilution | Analysis date / time | Batch |
|--------------------|--------|-----------|---------|--------|----------|----------------------|---------------------------|
| Ethylene Dibromide | U | | 0.00561 | 0.0204 | 1.02 | 09/24/2024 22:31 | WG2368280 |

Semi-Volatile Organic Compounds (GC) by Method NWTPHDX-NO SGT

| Analyte | Result | Qualifier | MDL | RDL | Dilution | Analysis date / time | Batch |
|-------------------------------|--------|-----------|------|----------|----------|----------------------|---------------------------|
| Diesel Range Organics (DRO) | 82.3 | <u>J</u> | 66.7 | 200 | 1 | 09/27/2024 13:30 | WG2370534 |
| Residual Range Organics (RRO) | U | | 83.3 | 250 | 1 | 09/27/2024 13:30 | WG2370534 |
| (S) o-Terphenyl | 81.1 | | | 52.0-156 | | 09/27/2024 13:30 | WG2370534 |

Metals (ICPMS) by Method 6020B

| Analyte | Result | Qualifier | MDL | RDL | Dilution | Analysis date / time | Batch |
|---------|--------|-----------|-------|------|----------|----------------------|---------------------------|
| Lead | U | | 0.849 | 2.00 | 1 | 10/02/2024 01:16 | WG2368469 |

- 1 Cp
- 2 Tc
- 3 Ss
- 4 Cn
- 5 Sr

Volatile Organic Compounds (GC) by Method NWTPHGX

| Analyte | Result | Qualifier | MDL | RDL | Dilution | Analysis date / time | Batch |
|---------------------------------|--------|-----------|------|----------|----------|----------------------|---------------------------|
| Gasoline Range Organics-NWTPH | 44.2 | <u>B</u> | 31.6 | 100 | 1 | 09/24/2024 15:16 | WG2368614 |
| (S) a,a,a-Trifluorotoluene(FID) | 98.4 | | | 78.0-120 | | 09/24/2024 15:16 | WG2368614 |

- 6 Qc
- 7 Gl
- 8 Al
- 9 Sc

Volatile Organic Compounds (GC/MS) by Method 8260D

| Analyte | Result | Qualifier | MDL | RDL | Dilution | Analysis date / time | Batch |
|---------------------------|--------|-----------|--------|----------|----------|----------------------|---------------------------|
| Benzene | U | | 0.0941 | 1.00 | 1 | 09/23/2024 18:10 | WG2367929 |
| Toluene | 3.58 | | 0.278 | 1.00 | 1 | 09/23/2024 18:10 | WG2367929 |
| Ethylbenzene | U | | 0.137 | 1.00 | 1 | 09/23/2024 18:10 | WG2367929 |
| Total Xylenes | U | | 0.174 | 3.00 | 1 | 09/23/2024 18:10 | WG2367929 |
| Methyl tert-butyl ether | U | | 0.101 | 1.00 | 1 | 09/23/2024 18:10 | WG2367929 |
| 1,2-Dichloroethane | U | | 0.0819 | 1.00 | 1 | 09/23/2024 18:10 | WG2367929 |
| 1,2-Dibromoethane | U | | 0.126 | 1.00 | 1 | 09/23/2024 18:10 | WG2367929 |
| (S) Toluene-d8 | 101 | | | 80.0-120 | | 09/23/2024 18:10 | WG2367929 |
| (S) 4-Bromofluorobenzene | 110 | | | 77.0-126 | | 09/23/2024 18:10 | WG2367929 |
| (S) 1,2-Dichloroethane-d4 | 96.6 | | | 70.0-130 | | 09/23/2024 18:10 | WG2367929 |

EDB / DBCP by Method 8011

| Analyte | Result | Qualifier | MDL | RDL | Dilution | Analysis date / time | Batch |
|--------------------|--------|-----------|---------|--------|----------|----------------------|---------------------------|
| Ethylene Dibromide | U | | 0.00572 | 0.0208 | 1.04 | 09/24/2024 22:49 | WG2368280 |

Semi-Volatile Organic Compounds (GC) by Method NWTPHDX-NO SGT

| Analyte | Result | Qualifier | MDL | RDL | Dilution | Analysis date / time | Batch |
|-------------------------------|--------|-----------|------|----------|----------|----------------------|---------------------------|
| Diesel Range Organics (DRO) | U | | 66.7 | 200 | 1 | 09/27/2024 11:47 | WG2370534 |
| Residual Range Organics (RRO) | U | | 83.3 | 250 | 1 | 09/27/2024 11:47 | WG2370534 |
| (S) o-Terphenyl | 82.6 | | | 52.0-156 | | 09/27/2024 11:47 | WG2370534 |

Metals (ICPMS) by Method 6020B

| Analyte | Result | Qualifier | MDL | RDL | Dilution | Analysis date / time | Batch |
|---------|--------|-----------|-------|------|----------|----------------------|---------------------------|
| Lead | U | | 0.849 | 2.00 | 1 | 10/02/2024 01:19 | WG2368469 |

1 Cp

2 Tc

Volatile Organic Compounds (GC) by Method NWTPHGX

| Analyte | Result | Qualifier | MDL | RDL | Dilution | Analysis date / time | Batch |
|---------------------------------|--------|-----------|------|----------|----------|----------------------|---------------------------|
| Gasoline Range Organics-NWTPH | 35.4 | <u>B</u> | 31.6 | 100 | 1 | 09/24/2024 15:39 | WG2368614 |
| (S) a,a,a-Trifluorotoluene(FID) | 98.4 | | | 78.0-120 | | 09/24/2024 15:39 | WG2368614 |

3 Ss

4 Cn

5 Sr

Volatile Organic Compounds (GC/MS) by Method 8260D

| Analyte | Result | Qualifier | MDL | RDL | Dilution | Analysis date / time | Batch |
|---------------------------|--------|-----------|--------|----------|----------|----------------------|---------------------------|
| Benzene | U | | 0.0941 | 1.00 | 1 | 09/23/2024 18:34 | WG2367929 |
| Toluene | 0.657 | <u>J</u> | 0.278 | 1.00 | 1 | 09/23/2024 18:34 | WG2367929 |
| Ethylbenzene | U | | 0.137 | 1.00 | 1 | 09/23/2024 18:34 | WG2367929 |
| Total Xylenes | U | | 0.174 | 3.00 | 1 | 09/23/2024 18:34 | WG2367929 |
| Methyl tert-butyl ether | U | | 0.101 | 1.00 | 1 | 09/23/2024 18:34 | WG2367929 |
| 1,2-Dichloroethane | U | | 0.0819 | 1.00 | 1 | 09/23/2024 18:34 | WG2367929 |
| 1,2-Dibromoethane | U | | 0.126 | 1.00 | 1 | 09/23/2024 18:34 | WG2367929 |
| (S) Toluene-d8 | 100 | | | 80.0-120 | | 09/23/2024 18:34 | WG2367929 |
| (S) 4-Bromofluorobenzene | 110 | | | 77.0-126 | | 09/23/2024 18:34 | WG2367929 |
| (S) 1,2-Dichloroethane-d4 | 96.3 | | | 70.0-130 | | 09/23/2024 18:34 | WG2367929 |

6 Qc

7 Gl

8 Al

9 Sc

EDB / DBCP by Method 8011

| Analyte | Result | Qualifier | MDL | RDL | Dilution | Analysis date / time | Batch |
|--------------------|--------|-----------|---------|--------|----------|----------------------|---------------------------|
| Ethylene Dibromide | U | | 0.00567 | 0.0206 | 1.03 | 09/24/2024 23:07 | WG2368280 |

Semi-Volatile Organic Compounds (GC) by Method NWTPHDX-NO SGT

| Analyte | Result | Qualifier | MDL | RDL | Dilution | Analysis date / time | Batch |
|-------------------------------|--------|-----------|------|----------|----------|----------------------|---------------------------|
| Diesel Range Organics (DRO) | U | | 66.7 | 200 | 1 | 09/27/2024 12:07 | WG2370534 |
| Residual Range Organics (RRO) | U | | 83.3 | 250 | 1 | 09/27/2024 12:07 | WG2370534 |
| (S) o-Terphenyl | 81.6 | | | 52.0-156 | | 09/27/2024 12:07 | WG2370534 |

Metals (ICPMS) by Method 6020B

| Analyte | Result | Qualifier | MDL | RDL | Dilution | Analysis date / time | Batch |
|---------|--------|-----------|-------|------|----------|----------------------|---------------------------|
| Lead | U | | 0.849 | 2.00 | 1 | 10/02/2024 01:23 | WG2368469 |

1 Cp
2 Tc
3 Ss
4 Cn
5 Sr

Volatile Organic Compounds (GC) by Method NWTPHGX

| Analyte | Result | Qualifier | MDL | RDL | Dilution | Analysis date / time | Batch |
|---------------------------------|--------|-----------|------|----------|----------|----------------------|---------------------------|
| Gasoline Range Organics-NWTPH | 78.7 | <u>B</u> | 31.6 | 100 | 1 | 09/24/2024 16:03 | WG2368614 |
| (S) a,a,a-Trifluorotoluene(FID) | 99.0 | | | 78.0-120 | | 09/24/2024 16:03 | WG2368614 |

6 Qc
7 Gl
8 Al
9 Sc

Volatile Organic Compounds (GC/MS) by Method 8260D

| Analyte | Result | Qualifier | MDL | RDL | Dilution | Analysis date / time | Batch |
|---------------------------|--------|-----------|--------|----------|----------|----------------------|---------------------------|
| Benzene | U | | 0.0941 | 1.00 | 1 | 09/23/2024 18:59 | WG2367929 |
| Toluene | 31.8 | | 0.278 | 1.00 | 1 | 09/23/2024 18:59 | WG2367929 |
| Ethylbenzene | U | | 0.137 | 1.00 | 1 | 09/23/2024 18:59 | WG2367929 |
| Total Xylenes | U | | 0.174 | 3.00 | 1 | 09/23/2024 18:59 | WG2367929 |
| Methyl tert-butyl ether | U | | 0.101 | 1.00 | 1 | 09/23/2024 18:59 | WG2367929 |
| 1,2-Dichloroethane | U | | 0.0819 | 1.00 | 1 | 09/23/2024 18:59 | WG2367929 |
| 1,2-Dibromoethane | U | | 0.126 | 1.00 | 1 | 09/23/2024 18:59 | WG2367929 |
| (S) Toluene-d8 | 103 | | | 80.0-120 | | 09/23/2024 18:59 | WG2367929 |
| (S) 4-Bromofluorobenzene | 112 | | | 77.0-126 | | 09/23/2024 18:59 | WG2367929 |
| (S) 1,2-Dichloroethane-d4 | 96.6 | | | 70.0-130 | | 09/23/2024 18:59 | WG2367929 |

EDB / DBCP by Method 8011

| Analyte | Result | Qualifier | MDL | RDL | Dilution | Analysis date / time | Batch |
|--------------------|--------|-----------|---------|--------|----------|----------------------|---------------------------|
| Ethylene Dibromide | U | | 0.00561 | 0.0204 | 1.02 | 09/24/2024 23:24 | WG2368280 |

Semi-Volatile Organic Compounds (GC) by Method NWTPHDX-NO SGT

| Analyte | Result | Qualifier | MDL | RDL | Dilution | Analysis date / time | Batch |
|-------------------------------|--------|-----------|------|----------|----------|----------------------|---------------------------|
| Diesel Range Organics (DRO) | 116 | <u>J</u> | 66.7 | 200 | 1 | 09/27/2024 12:28 | WG2370534 |
| Residual Range Organics (RRO) | U | | 83.3 | 250 | 1 | 09/27/2024 12:28 | WG2370534 |
| (S) o-Terphenyl | 83.2 | | | 52.0-156 | | 09/27/2024 12:28 | WG2370534 |

Metals (ICPMS) by Method 6020B

| Analyte | Result | Qualifier | MDL | RDL | Dilution | Analysis date / time | Batch |
|---------|--------|-----------|-------|------|----------|----------------------|---------------------------|
| Lead | U | | 0.849 | 2.00 | 1 | 10/02/2024 01:26 | WG2368469 |

1 Cp

2 Tc

Volatile Organic Compounds (GC) by Method NWTPHGX

| Analyte | Result | Qualifier | MDL | RDL | Dilution | Analysis date / time | Batch |
|---------------------------------|--------|-----------|------|----------|----------|----------------------|---------------------------|
| Gasoline Range Organics-NWTPH | 33.2 | <u>B</u> | 31.6 | 100 | 1 | 09/24/2024 16:26 | WG2368614 |
| (S) a,a,a-Trifluorotoluene(FID) | 98.9 | | | 78.0-120 | | 09/24/2024 16:26 | WG2368614 |

3 Ss

4 Cn

5 Sr

Volatile Organic Compounds (GC/MS) by Method 8260D

| Analyte | Result | Qualifier | MDL | RDL | Dilution | Analysis date / time | Batch |
|---------------------------|--------|-----------|--------|----------|----------|----------------------|---------------------------|
| Benzene | U | | 0.0941 | 1.00 | 1 | 09/23/2024 19:22 | WG2367929 |
| Toluene | 0.344 | <u>J</u> | 0.278 | 1.00 | 1 | 09/23/2024 19:22 | WG2367929 |
| Ethylbenzene | U | | 0.137 | 1.00 | 1 | 09/23/2024 19:22 | WG2367929 |
| Total Xylenes | U | | 0.174 | 3.00 | 1 | 09/23/2024 19:22 | WG2367929 |
| Methyl tert-butyl ether | U | | 0.101 | 1.00 | 1 | 09/23/2024 19:22 | WG2367929 |
| 1,2-Dichloroethane | U | | 0.0819 | 1.00 | 1 | 09/23/2024 19:22 | WG2367929 |
| 1,2-Dibromoethane | U | | 0.126 | 1.00 | 1 | 09/23/2024 19:22 | WG2367929 |
| (S) Toluene-d8 | 103 | | | 80.0-120 | | 09/23/2024 19:22 | WG2367929 |
| (S) 4-Bromofluorobenzene | 113 | | | 77.0-126 | | 09/23/2024 19:22 | WG2367929 |
| (S) 1,2-Dichloroethane-d4 | 97.9 | | | 70.0-130 | | 09/23/2024 19:22 | WG2367929 |

6 Qc

7 Gl

8 Al

9 Sc

EDB / DBCP by Method 8011

| Analyte | Result | Qualifier | MDL | RDL | Dilution | Analysis date / time | Batch |
|--------------------|--------|-----------|---------|--------|----------|----------------------|---------------------------|
| Ethylene Dibromide | U | | 0.00550 | 0.0200 | 1 | 09/24/2024 23:42 | WG2368280 |

Semi-Volatile Organic Compounds (GC) by Method NWTPHDX-NO SGT

| Analyte | Result | Qualifier | MDL | RDL | Dilution | Analysis date / time | Batch |
|-------------------------------|--------|-----------|------|----------|----------|----------------------|---------------------------|
| Diesel Range Organics (DRO) | 87.3 | <u>J</u> | 66.7 | 200 | 1 | 09/27/2024 12:48 | WG2370534 |
| Residual Range Organics (RRO) | U | | 83.3 | 250 | 1 | 09/27/2024 12:48 | WG2370534 |
| (S) o-Terphenyl | 84.2 | | | 52.0-156 | | 09/27/2024 12:48 | WG2370534 |

Metals (ICPMS) by Method 6020B

| Analyte | Result | Qualifier | MDL | RDL | Dilution | Analysis date / time | Batch |
|---------|--------|-----------|-------|------|----------|----------------------|---------------------------|
| Lead | U | | 0.849 | 2.00 | 1 | 10/02/2024 01:36 | WG2368469 |

1 Cp

2 Tc

Volatile Organic Compounds (GC) by Method NWTPHGX

| Analyte | Result | Qualifier | MDL | RDL | Dilution | Analysis date / time | Batch |
|---------------------------------|--------|-----------|------|----------|----------|----------------------|---------------------------|
| Gasoline Range Organics-NWTPH | 32.6 | <u>B</u> | 31.6 | 100 | 1 | 09/24/2024 16:50 | WG2368614 |
| (S) a,a,a-Trifluorotoluene(FID) | 98.8 | | | 78.0-120 | | 09/24/2024 16:50 | WG2368614 |

3 Ss

4 Cn

5 Sr

Volatile Organic Compounds (GC/MS) by Method 8260D

| Analyte | Result | Qualifier | MDL | RDL | Dilution | Analysis date / time | Batch |
|---------------------------|--------|-----------|--------|----------|----------|----------------------|---------------------------|
| Benzene | U | | 0.0941 | 1.00 | 1 | 09/23/2024 19:47 | WG2367929 |
| Toluene | 0.747 | <u>J</u> | 0.278 | 1.00 | 1 | 09/23/2024 19:47 | WG2367929 |
| Ethylbenzene | U | | 0.137 | 1.00 | 1 | 09/23/2024 19:47 | WG2367929 |
| Total Xylenes | U | | 0.174 | 3.00 | 1 | 09/23/2024 19:47 | WG2367929 |
| Methyl tert-butyl ether | U | | 0.101 | 1.00 | 1 | 09/23/2024 19:47 | WG2367929 |
| 1,2-Dichloroethane | U | | 0.0819 | 1.00 | 1 | 09/23/2024 19:47 | WG2367929 |
| 1,2-Dibromoethane | U | | 0.126 | 1.00 | 1 | 09/23/2024 19:47 | WG2367929 |
| (S) Toluene-d8 | 103 | | | 80.0-120 | | 09/23/2024 19:47 | WG2367929 |
| (S) 4-Bromofluorobenzene | 114 | | | 77.0-126 | | 09/23/2024 19:47 | WG2367929 |
| (S) 1,2-Dichloroethane-d4 | 97.8 | | | 70.0-130 | | 09/23/2024 19:47 | WG2367929 |

6 Qc

7 Gl

8 Al

9 Sc

EDB / DBCP by Method 8011

| Analyte | Result | Qualifier | MDL | RDL | Dilution | Analysis date / time | Batch |
|--------------------|--------|-----------|---------|--------|----------|----------------------|---------------------------|
| Ethylene Dibromide | U | | 0.00550 | 0.0200 | 1 | 09/25/2024 00:00 | WG2368280 |

Semi-Volatile Organic Compounds (GC) by Method NWTPHDX-NO SGT

| Analyte | Result | Qualifier | MDL | RDL | Dilution | Analysis date / time | Batch |
|-------------------------------|--------|-----------|------|----------|----------|----------------------|---------------------------|
| Diesel Range Organics (DRO) | U | | 66.7 | 200 | 1 | 09/27/2024 13:09 | WG2370534 |
| Residual Range Organics (RRO) | U | | 83.3 | 250 | 1 | 09/27/2024 13:09 | WG2370534 |
| (S) o-Terphenyl | 81.1 | | | 52.0-156 | | 09/27/2024 13:09 | WG2370534 |

Volatile Organic Compounds (GC/MS) by Method 8260D

| Analyte | Result | Qualifier | MDL | RDL | Dilution | Analysis | Batch |
|---------------------------|--------|-----------|--------|----------|----------|------------------|---------------------------|
| | ug/l | | ug/l | ug/l | | date / time | |
| Benzene | U | | 0.0941 | 1.00 | 1 | 09/23/2024 14:06 | WG2367929 |
| Toluene | U | | 0.278 | 1.00 | 1 | 09/23/2024 14:06 | WG2367929 |
| Ethylbenzene | U | | 0.137 | 1.00 | 1 | 09/23/2024 14:06 | WG2367929 |
| Total Xylenes | U | | 0.174 | 3.00 | 1 | 09/23/2024 14:06 | WG2367929 |
| Methyl tert-butyl ether | U | | 0.101 | 1.00 | 1 | 09/23/2024 14:06 | WG2367929 |
| 1,2-Dichloroethane | U | | 0.0819 | 1.00 | 1 | 09/23/2024 14:06 | WG2367929 |
| 1,2-Dibromoethane | U | | 0.126 | 1.00 | 1 | 09/23/2024 14:06 | WG2367929 |
| (S) Toluene-d8 | 102 | | | 80.0-120 | | 09/23/2024 14:06 | WG2367929 |
| (S) 4-Bromofluorobenzene | 112 | | | 77.0-126 | | 09/23/2024 14:06 | WG2367929 |
| (S) 1,2-Dichloroethane-d4 | 96.1 | | | 70.0-130 | | 09/23/2024 14:06 | WG2367929 |

- 1 Cp
- 2 Tc
- 3 Ss
- 4 Cn
- 5 Sr
- 6 Qc
- 7 Gl
- 8 Al
- 9 Sc

Method Blank (MB)

(MB) R4127154-1 10/02/24 00:56

| Analyte | MB Result ug/l | MB Qualifier | MB MDL ug/l | MB RDL ug/l |
|---------|-------------------|--------------|----------------|----------------|
| Lead | U | | 0.849 | 2.00 |

1 Cp

2 Tc

3 Ss

Laboratory Control Sample (LCS)

(LCS) R4127154-2 10/02/24 00:59

| Analyte | Spike Amount ug/l | LCS Result ug/l | LCS Rec. % | Rec. Limits % | LCS Qualifier |
|---------|----------------------|--------------------|---------------|------------------|---------------|
| Lead | 50.0 | 47.9 | 95.9 | 80.0-120 | |

4 Cn

5 Sr

L1779654-01 Original Sample (OS) • Matrix Spike (MS) • Matrix Spike Duplicate (MSD)

(OS) L1779654-01 10/02/24 01:03 • (MS) R4127154-4 10/02/24 01:09 • (MSD) R4127154-5 10/02/24 01:13

| Analyte | Spike Amount ug/l | Original Result ug/l | MS Result ug/l | MSD Result ug/l | MS Rec. % | MSD Rec. % | Dilution | Rec. Limits % | MS Qualifier | MSD Qualifier | RPD % | RPD Limits % |
|---------|----------------------|-------------------------|-------------------|--------------------|--------------|---------------|----------|------------------|--------------|---------------|----------|-----------------|
| Lead | 50.0 | U | 48.6 | 48.9 | 97.1 | 97.7 | 1 | 75.0-125 | | | 0.618 | 20 |

6 Qc

7 Gl

8 Al

9 Sc

Method Blank (MB)

(MB) R4126690-2 09/24/24 11:52

| Analyte | MB Result ug/l | MB Qualifier | MB MDL ug/l | MB RDL ug/l |
|------------------------------------|-------------------|--------------|----------------|----------------|
| Gasoline Range Organics-NWTPH | 57.8 | J | 31.6 | 100 |
| (S) a,a,a-Trifluorotoluene(FID) | 98.6 | | | 78.0-120 |

Laboratory Control Sample (LCS)

(LCS) R4126690-1 09/24/24 11:06

| Analyte | Spike Amount ug/l | LCS Result ug/l | LCS Rec. % | Rec. Limits % | LCS Qualifier |
|------------------------------------|----------------------|--------------------|---------------|------------------|---------------|
| Gasoline Range Organics-NWTPH | 5000 | 5310 | 106 | 70.0-124 | |
| (S) a,a,a-Trifluorotoluene(FID) | | | 107 | 78.0-120 | |

- 1 Cp
- 2 Tc
- 3 Ss
- 4 Cn
- 5 Sr
- 6 Qc
- 7 Gl
- 8 Al
- 9 Sc

Method Blank (MB)

(MB) R4124298-2 09/23/24 12:10

| Analyte | MB Result | MB Qualifier | MB MDL | MB RDL |
|---------------------------|-----------|--------------|--------|----------|
| | ug/l | | ug/l | ug/l |
| Benzene | U | | 0.0941 | 1.00 |
| Toluene | U | | 0.278 | 1.00 |
| Ethylbenzene | U | | 0.137 | 1.00 |
| Total Xylenes | U | | 0.174 | 3.00 |
| Methyl tert-butyl ether | U | | 0.101 | 1.00 |
| 1,2-Dichloroethane | U | | 0.0819 | 1.00 |
| 1,2-Dibromoethane | U | | 0.126 | 1.00 |
| (S) Toluene-d8 | 104 | | | 80.0-120 |
| (S) 4-Bromofluorobenzene | 112 | | | 77.0-126 |
| (S) 1,2-Dichloroethane-d4 | 92.3 | | | 70.0-130 |

Laboratory Control Sample (LCS)

(LCS) R4124298-1 09/23/24 10:21

| Analyte | Spike Amount | LCS Result | LCS Rec. | Rec. Limits | LCS Qualifier |
|---------------------------|--------------|------------|----------|-------------|---------------|
| | ug/l | ug/l | % | % | |
| Benzene | 5.00 | 4.46 | 89.2 | 70.0-123 | |
| Toluene | 5.00 | 4.24 | 84.8 | 79.0-120 | |
| Ethylbenzene | 5.00 | 4.45 | 89.0 | 79.0-123 | |
| Total Xylenes | 15.0 | 13.6 | 90.7 | 79.0-123 | |
| Methyl tert-butyl ether | 5.00 | 4.52 | 90.4 | 68.0-125 | |
| 1,2-Dichloroethane | 5.00 | 4.53 | 90.6 | 70.0-128 | |
| 1,2-Dibromoethane | 5.00 | 4.26 | 85.2 | 80.0-122 | |
| (S) Toluene-d8 | | | 102 | 80.0-120 | |
| (S) 4-Bromofluorobenzene | | | 110 | 77.0-126 | |
| (S) 1,2-Dichloroethane-d4 | | | 94.1 | 70.0-130 | |

1 Cp

2 Tc

3 Ss

4 Cn

5 Sr

6 Qc

7 Gl

8 Al

9 Sc

Method Blank (MB)

(MB) R4124386-1 09/24/24 16:48

| Analyte | MB Result | MB Qualifier | MB MDL | MB RDL |
|--------------------|-----------|--------------|---------|--------|
| Ethylene Dibromide | U | | 0.00550 | 0.0200 |

1 Cp

2 Tc

3 Ss

4 Cn

5 Sr

6 Qc

7 Gl

8 Al

9 Sc

L1778942-45 Original Sample (OS) • Duplicate (DUP)

(OS) L1778942-45 09/24/24 18:01 • (DUP) R4124386-3 09/24/24 17:43

| Analyte | Original Result | DUP Result | Dilution | DUP RPD | DUP Qualifier | DUP RPD Limits |
|--------------------|-----------------|------------|----------|---------|---------------|----------------|
| Ethylene Dibromide | U | U | 1 | 0.000 | | 20 |

Laboratory Control Sample (LCS) • Laboratory Control Sample Duplicate (LCSD)

(LCS) R4124386-4 09/24/24 21:02 • (LCSD) R4124386-5 09/25/24 00:54

| Analyte | Spike Amount | LCS Result | LCSD Result | LCS Rec. | LCSD Rec. | Rec. Limits | LCS Qualifier | LCSD Qualifier | RPD | RPD Limits |
|--------------------|--------------|------------|-------------|----------|-----------|-------------|---------------|----------------|------|------------|
| Ethylene Dibromide | 0.250 | 0.234 | 0.239 | 93.6 | 95.6 | 60.0-140 | | | 2.11 | 20 |

L1778695-01 Original Sample (OS) • Matrix Spike (MS)

(OS) L1778695-01 09/24/24 17:25 • (MS) R4124386-2 09/24/24 17:07

| Analyte | Spike Amount | Original Result | MS Result | MS Rec. | Dilution | Rec. Limits | MS Qualifier |
|--------------------|--------------|-----------------|-----------|---------|----------|-------------|--------------|
| Ethylene Dibromide | 0.109 | U | 0.119 | 109 | 1.09 | 64.0-159 | |

Method Blank (MB)

(MB) R4125607-1 09/27/24 22:57

| Analyte | MB Result ug/l | MB Qualifier | MB MDL ug/l | MB RDL ug/l |
|-------------------------------|-------------------|--------------|----------------|----------------|
| Diesel Range Organics (DRO) | U | | 66.7 | 200 |
| Residual Range Organics (RRO) | U | | 83.3 | 250 |
| <i>(S) o-Terphenyl</i> | 79.0 | | | 52.0-156 |

Laboratory Control Sample (LCS) • Laboratory Control Sample Duplicate (LCSD)

(LCS) R4125607-2 09/27/24 23:17 • (LCSD) R4125607-3 09/27/24 23:37

| Analyte | Spike Amount ug/l | LCS Result ug/l | LCSD Result ug/l | LCS Rec. % | LCSD Rec. % | Rec. Limits % | LCS Qualifier | LCSD Qualifier | RPD % | RPD Limits % |
|-----------------------------|----------------------|--------------------|---------------------|---------------|----------------|------------------|---------------|----------------|----------|-----------------|
| Diesel Range Organics (DRO) | 1500 | 1560 | 1540 | 104 | 103 | 50.0-150 | | | 1.29 | 20 |
| <i>(S) o-Terphenyl</i> | | | | 85.0 | 84.0 | 52.0-156 | | | | |

- 1 Cp
- 2 Tc
- 3 Ss
- 4 Cn
- 5 Sr
- 6 Qc
- 7 Gl
- 8 Al
- 9 Sc

GLOSSARY OF TERMS

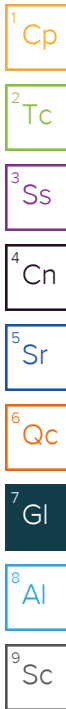
Guide to Reading and Understanding Your Laboratory Report

The information below is designed to better explain the various terms used in your report of analytical results from the Laboratory. This is not intended as a comprehensive explanation, and if you have additional questions please contact your project representative.

Results Disclaimer - Information that may be provided by the customer, and contained within this report, include Permit Limits, Project Name, Sample ID, Sample Matrix, Sample Preservation, Field Blanks, Field Spikes, Field Duplicates, On-Site Data, Sampling Collection Dates/Times, and Sampling Location. Results relate to the accuracy of this information provided, and as the samples are received.

Abbreviations and Definitions

| | |
|------------------------------|--|
| MDL | Method Detection Limit. |
| RDL | Reported Detection Limit. |
| Rec. | Recovery. |
| RPD | Relative Percent Difference. |
| SDG | Sample Delivery Group. |
| (S) | Surrogate (Surrogate Standard) - Analytes added to every blank, sample, Laboratory Control Sample/Duplicate and Matrix Spike/Duplicate; used to evaluate analytical efficiency by measuring recovery. Surrogates are not expected to be detected in all environmental media. |
| U | Not detected at the Reporting Limit (or MDL where applicable). |
| Analyte | The name of the particular compound or analysis performed. Some Analyses and Methods will have multiple analytes reported. |
| Dilution | If the sample matrix contains an interfering material, the sample preparation volume or weight values differ from the standard, or if concentrations of analytes in the sample are higher than the highest limit of concentration that the laboratory can accurately report, the sample may be diluted for analysis. If a value different than 1 is used in this field, the result reported has already been corrected for this factor. |
| Limits | These are the target % recovery ranges or % difference value that the laboratory has historically determined as normal for the method and analyte being reported. Successful QC Sample analysis will target all analytes recovered or duplicated within these ranges. |
| Original Sample | The non-spiked sample in the prep batch used to determine the Relative Percent Difference (RPD) from a quality control sample. The Original Sample may not be included within the reported SDG. |
| Qualifier | This column provides a letter and/or number designation that corresponds to additional information concerning the result reported. If a Qualifier is present, a definition per Qualifier is provided within the Glossary and Definitions page and potentially a discussion of possible implications of the Qualifier in the Case Narrative if applicable. |
| Result | The actual analytical final result (corrected for any sample specific characteristics) reported for your sample. If there was no measurable result returned for a specific analyte, the result in this column may state "ND" (Not Detected) or "BDL" (Below Detectable Levels). The information in the results column should always be accompanied by either an MDL (Method Detection Limit) or RDL (Reporting Detection Limit) that defines the lowest value that the laboratory could detect or report for this analyte. |
| Uncertainty (Radiochemistry) | Confidence level of 2 sigma. |
| Case Narrative (Cn) | A brief discussion about the included sample results, including a discussion of any non-conformances to protocol observed either at sample receipt by the laboratory from the field or during the analytical process. If present, there will be a section in the Case Narrative to discuss the meaning of any data qualifiers used in the report. |
| Quality Control Summary (Qc) | This section of the report includes the results of the laboratory quality control analyses required by procedure or analytical methods to assist in evaluating the validity of the results reported for your samples. These analyses are not being performed on your samples typically, but on laboratory generated material. |
| Sample Chain of Custody (Sc) | This is the document created in the field when your samples were initially collected. This is used to verify the time and date of collection, the person collecting the samples, and the analyses that the laboratory is requested to perform. This chain of custody also documents all persons (excluding commercial shippers) that have had control or possession of the samples from the time of collection until delivery to the laboratory for analysis. |
| Sample Results (Sr) | This section of your report will provide the results of all testing performed on your samples. These results are provided by sample ID and are separated by the analyses performed on each sample. The header line of each analysis section for each sample will provide the name and method number for the analysis reported. |
| Sample Summary (Ss) | This section of the Analytical Report defines the specific analyses performed for each sample ID, including the dates and times of preparation and/or analysis. |
| Qualifier | Description |
| B | The same analyte is found in the associated blank. |
| J | The identification of the analyte is acceptable; the reported value is an estimate. |



ACCREDITATIONS & LOCATIONS

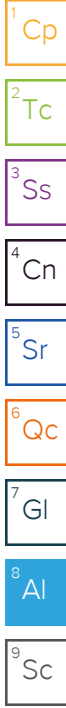
Pace Analytical National 12065 Lebanon Rd Mount Juliet, TN 37122

| | | | |
|-------------------------------|-------------|-----------------------------|------------------|
| Alabama | 40660 | Nebraska | NE-OS-15-05 |
| Alaska | 17-026 | Nevada | TN000032021-1 |
| Arizona | AZ0612 | New Hampshire | 2975 |
| Arkansas | 88-0469 | New Jersey–NELAP | TN002 |
| California | 2932 | New Mexico ¹ | TN00003 |
| Colorado | TN00003 | New York | 11742 |
| Connecticut | PH-0197 | North Carolina | Env375 |
| Florida | E87487 | North Carolina ¹ | DW21704 |
| Georgia | NELAP | North Carolina ³ | 41 |
| Georgia ¹ | 923 | North Dakota | R-140 |
| Idaho | TN00003 | Ohio–VAP | CL0069 |
| Illinois | 200008 | Oklahoma | 9915 |
| Indiana | C-TN-01 | Oregon | TN200002 |
| Iowa | 364 | Pennsylvania | 68-02979 |
| Kansas | E-10277 | Rhode Island | LA000356 |
| Kentucky ^{1,6} | KY90010 | South Carolina | 84004002 |
| Kentucky ² | 16 | South Dakota | n/a |
| Louisiana | AI30792 | Tennessee ^{1,4} | 2006 |
| Louisiana | LA018 | Texas | T104704245-20-18 |
| Maine | TN00003 | Texas ⁵ | LAB0152 |
| Maryland | 324 | Utah | TN000032021-11 |
| Massachusetts | M-TN003 | Vermont | VT2006 |
| Michigan | 9958 | Virginia | 110033 |
| Minnesota | 047-999-395 | Washington | C847 |
| Mississippi | TN00003 | West Virginia | 233 |
| Missouri | 340 | Wisconsin | 998093910 |
| Montana | CERT0086 | Wyoming | A2LA |
| A2LA – ISO 17025 | 1461.01 | AIHA-LAP,LLC EMLAP | 100789 |
| A2LA – ISO 17025 ⁵ | 1461.02 | DOD | 1461.01 |
| Canada | 1461.01 | USDA | P330-15-00234 |
| EPA–Crypto | TN00003 | | |

¹ Drinking Water ² Underground Storage Tanks ³ Aquatic Toxicity ⁴ Chemical/Microbiological ⁵ Mold ⁶ Wastewater n/a Accreditation not applicable

* Not all certifications held by the laboratory are applicable to the results reported in the attached report.

* Accreditation is only applicable to the test methods specified on each scope of accreditation held by Pace Analytical.



Company Name/Address:

Arcadis - Chevron - WA

1420 5th Ave
Unit 2400
Seattle, WA 98101

Report to:
Jeremy Wilson

Project Description:
LS115046 Jack's Grocery

Phone: 206-325-5254

Client Project #
30129539

City/State
Collected: GOLDENDALE, WA

Attn: Accounts Payable
630 Plaza Dr., Ste. 600
Highlands Ranch, CO 80129

Pres
Chk

Email To:
Alaura.Gonzalez@arcadis.com; Grace.Boyd@arc

Please Circle:
 MT CT ET

Lab Project #
CHEVARCWA-LS115046

Collected by (print):
MAC HILLER

Site/Facility ID #
706 COLUMBUS AVE

P.O. #

Collected by (signature):
Mac Hiller

Rush? (Lab MUST Be Notified)

Same Day Five Day
 Next Day 5 Day (Rad Only)
 Two Day 10 Day (Rad Only)
 Three Day

Quote #

Date Results Needed

No.
of
Cnts

Immediately

Packed on Ice N Y

Sample ID

Comp/Grab

Matrix *

Depth

Date

Time

MW-3-W-20240916

G

GW

-

09/16/24

1321

12

X

MW-4-W-20240916

GW

-

1246

12

X

MW-5-W-20240916

GW

-

1358

12

X

MW-6-W-20240916

GW

-

1211

12

X

MW-7-W-20240916

GW

-

1436

12

X

BD-W-20240916

GW

-

1200

12

X

TB-1-20240916

↓

GW

-

0900

2

X

Analysis / Container / Preservative

8260 BTEXM,EDB,EDC 40mlAmb-HCl

8260 Benzene 40mlAmb-HCl

EDB 8011 40mlClr-NaThio

NWTPHDX no SGT 40mlAmb-HCl-BT

NWTPHGX 40mlAmb HCl

SVOCs 8270 100ml Amb NoPres

Total Lead 6020 250mlHDPE-HNO3

Chain of Custody Page 1 of 1



PEOPLE ADVANCING SCIENCE

MT JULIET, TN

12065 Lebanon Rd Mount Juliet, TN 37122
Submitting a sample via this chain of custody
constitutes acknowledgment and acceptance of the
Pace Terms and Conditions found at:
<https://info.pacelabs.com/hubfs/pas-standard-terms.pdf>

SDG #

1779654
B011

Acctnum: CHEVARCWA

Template: T255018

Prelogin: P1083181

PM: 110 - Brian Ford

PB:

Shipped Via:

Remarks

Sample # (lab only)

-01
-02
-03
-04
-05
-06
-07

* Matrix:
SS - Soil AIR - Air F - Filter
GW - Groundwater B - Bioassay
WW - WasteWater
DW - Drinking Water
OT - Other

Remarks:

Samples returned via:

UPS FedEx Courier

pH _____ Temp _____

Flow _____ Other _____

Sample Receipt Checklist

COC Seal Present/Intact: NP N
COC Signed/Accurate: N
Bottles arrive intact: N
Correct bottles used: N
Sufficient volume sent: N
If Applicable
VOA Zero Headpace: Y N
Preservation Correct/Checked: Y N
RAD Screen <0.5 mR/hr: Y N

Relinquished by: (Signature)

Mac Hiller

Date:

09/18/24

Time:

1500

Tracking #

4047 5441 9510

Received by: (Signature)

SHIPPED VIA FEDEX

Trip Blank Received: Yes / No

2 HCL/MeOH
TBR

Relinquished by: (Signature)

Date:

Time:

Received by: (Signature)

Temp: 11.1°C Bottles Received:

Date:

Time:

Hold:

If preservation required by Login: Date/Time

Relinquished by: (Signature)

Date:

Time:

Received for lab by: (Signature)

Alaura Mitchell

2024-09-19 09:45

Conditions
NCF / OK

Arcadis U.S., Inc.
1100 Olive Way, Suite 800
Seattle
Washington 98101
Phone: 206 325 5254
Fax: 206 325 8218
www.arcadis.com