



engineers | scientists | innovators

---

# **Limited Site Investigation Report – Stormwater Management North Star Casteel, Inc. 1200 West 13th Street Vancouver, Washington**

*Prepared for*

**North Star Casteel**  
1200 West 13th Street  
Vancouver, Washington 98660

*Prepared by*

Geosyntec Consultants, Inc.  
920 SW Sixth Avenue, Suite 600  
Portland, Oregon 97204

Project Number: NWS0030

November 13, 2025

# Limited Site Investigation Report – Stormwater Management 1200 West 13th Street Vancouver, Washington

*Submitted by:*

Geosyntec Consultants, Inc.  
920 SW 6th Avenue, Suite 600  
Portland, Oregon 97204



---

**Joey Hickey, C.H.M.M.**  
Principal Environmental Scientist  
jhickey@geosyntec.com




---

**Erin Dunbar, L.G.**  
Senior Geologist  
edunbar@geosyntec.com



---

**James Peale, L.H.G.**  
Senior Principal Hydrogeologist  
jpeale@geosyntec.com



Project Number: NWS0030

November 13, 2025

## TABLE OF CONTENTS

1	INTRODUCTION .....	1
2	BACKGROUND .....	1
	2.1 Stormwater System Conveyance Mapping .....	1
	2.2 Topographic Survey .....	2
	2.3 Evaluation of Stormwater Management Alternatives .....	3
3	SITE INVESTIGATION ACTIVITIES .....	3
	3.1 Field Investigation .....	3
	3.1.1 Direct Push Borings .....	3
	3.1.2 Sample Handling .....	4
	3.2 Management of Investigation Derived Waste .....	4
4	INVESTIGATION RESULTS .....	4
	4.1 Geology and Hydrogeology .....	4
	4.2 Analytical Test Methods .....	5
	4.3 Data Quality .....	5
	4.4 Soil Analytical Results .....	5
	4.5 Groundwater Discussion .....	6
	4.5.1 Mounding Analysis .....	7
5	SUMMARY .....	11
6	REFERENCES .....	11

## **LIST OF TABLES**

Table 1: Soil Analytical Results

## **LIST OF FIGURES**

Figure 1: Site Location Map

Figure 2: Site Layout Map

Figure 3: Eastern Infiltration Basin

Figure 4: Southern Infiltration Basin

FIGURE 5: MOUNDING ANALYSIS FOR DB-03 – 6 FOOT DIAMETER UIC

FIGURE 6: MOUNDING ANALYSIS FOR DB-03 – 4 FOOT DIAMETER UIC

FIGURE 7: MOUNDING ANALYSIS FOR DB-04 AND DB-06 – UIC

FIGURE 8: MOUNDING ANALYSIS FOR DB-04 AND DB-06 – INFILTRATION BASIN

## **LIST OF APPENDICES**

Appendix A: Stormwater Pollution Prevention Plan

Appendix B: Boring Logs

Appendix C: Laboratory Reports

## 1 INTRODUCTION

Geosyntec Consultants, Inc. (Geosyntec) has prepared this limited Site Investigation Report (SI Report) to document the results of the subsurface investigation completed at the North Star Casteel Products, Inc. (North Star) facility located at 1200 West 13th Street in Vancouver, Washington (Site or Subject Property), shown on Figure 1.

Since mid-2024, Geosyntec has been working with North Star in evaluating alternatives for managing stormwater at the Site that complies with the current Washington State Department of Ecology (Ecology) Industrial Stormwater General Permit (ISGP). During this process we have been in contact with Ecology's water quality department (Yago Perniciaro, Stormwater Facility Manager and John Bhend, Statewide underground injection control [UIC] Coordinator). Geosyntec understands that the Site has an active Voluntary Cleanup Program (VCP) file (SW1712) that is being worked on by Martin S. Burck Associates, Inc. (MSBA) and managed by Joseph Hunt of Ecology's Toxics Cleanup Program.

The goal of Geosyntec's 2025 SI was to document that the use of properly designed UICs and an infiltration pond will not affect the ongoing VCP work. Our work is separate from the ongoing VCP actions.

## 2 BACKGROUND

The following sections provide background information for evaluating the proposed stormwater treatment at the Site as it relates to environmental concerns.

### 2.1 Stormwater System Conveyance Mapping

On October 8, 2024, Geosyntec and River City Environmental (River City) attempted to verify the connectivity of existing stormwater infrastructure and identify discharge points. The fieldwork included the use of camera equipment, locating equipment, and water tracing to identify stormwater conveyance flow directions. The findings of our investigations were documented in the recently updated Stormwater Pollution Prevention Plan (SWPPP) for the Site (Appendix A). Stormwater infrastructure features (e.g., catch basins [CB], trench drains [TD]) are shown on Figure 2, and infiltration basins are presented in Figures 3 and 4. Findings of the investigations are summarized below:

- **CB-01 and CB-06 Area** – CB-01 and CB-06 are located in the southwest corner of the Site. Neither catch basin appeared to have piping inputs and both had overflows that drain to the west behind the fence. Neither catch basin is connected to the Vancouver (City) stormwater system, which is located along Franklin Avenue (east and upgradient) of the Site. These catch basins are likely draining to a drywell(s) or another infiltration feature, located on land currently occupied by BNSF Railway (BNSF).

- **CB-02 Area** – CB-02 is located in the paved area south of the foundry and east of the welding building. A single discharge pipe to the southeast was observed in CB-02. However, the discharge point was not identified because there was a steel downturned elbow in the catch basin that prevented the camera from being advanced into the pipe. It is possible that CB-02 daylights and discharges to the lower parking area (near CB-01 and CB-06) or CB-02 may drain to a separate subsurface feature, such as a drywell. Dye testing did not identify a discharge point.
- **TD-01, CB-05, INT-CB** – TD-01 is located in front of the welding building and is sloped towards CB-05, which then drains to an internal catch basin/open hole, labeled INT-CB. From INT-CB, a discharge pipe runs due south, but the pipe is completely blocked with rocks and roots and stormwater is likely infiltrating beneath the welding shop or seeping through the blockage.
- **TD-02 and TD-03 Area** – TD-02 and TD-03, located between the foundry and welding building, drain to a common sump that routes stormwater to an open pipe on the western side of the foundry. This stormwater sheet flows west onto the neighboring property and infiltrates into surface soils. In addition, one of the downspouts from the foundry building drains to a Grattix box that discharges to TD-02.
- **CB-03 and CB-04 Area** – CB-03 and CB-04 are located east of the foundry. CB-04 appears to discharge to the east and CB-03 piping discharges to the north. It is unclear if the two catch basins drain to a drywell. In addition, CB-03 was fitted with an old sump pump that had a 2-inch discharge pipe that was routed to the southeast. The pump did not appear to be functioning.
- **Northern Stormwater Feature** – The Northern Stormwater Feature (rain garden) is located adjacent to the north side of the foundry building. Downspouts and sheet flow in the northern portion of the Site are routed to a gravel infiltration basin that was constructed in approximately 2016.

## 2.2 Topographic Survey

In November 2024, Geosyntec contracted with Westlake Consultants to conduct a topographical survey of the Site and existing stormwater conveyance system. The survey confirmed that the entire stormwater system (catch basins, trench drains, and conveyance pipes) are at an elevation several feet below the nearest City stormwater conveyance line in the western side of Franklin Avenue. (Figure 2). The survey confirmed that designing a stormwater treatment system that drains to the existing conveyance system, without using lift stations, is not viable.

## 2.3 Evaluation of Stormwater Management Alternatives

Due to the lack of a downgradient City stormwater connection, the only viable option for managing stormwater that complies with the ISGP and UIC design requirements is through infiltration. Geosyntec understands that Ecology has a concern regarding the use of infiltration at facilities with potential environmental contamination.

The selected alternative is to manage stormwater in two infiltration areas: the Eastern Infiltration Basin (Figure 3) and the Southern Infiltration Basin (Figure 4). The first area will use UICs to manage stormwater generated in Drainage Basin 003 (DB-003) and the second using an infiltration pond with UIC overflow for basins DB-04 and DB-06. Figure 2 provides a conceptual layout of the proposed system. As shown in Figures 2 through 4, stormwater will be directed through a hydrodynamic separator (HDS) before entering the infiltration pond or the UICs.

For DB-003, the preliminary design includes the installation of a 6-foot diameter UIC that is 13 feet deep along with a 4-foot diameter UIC that is 12 feet deep.

For the DB-04 and DB-06, the preliminary design includes installing an infiltration basin that has a bottom square footage of 30 square feet with 3:1 side walls. The total depth of the basin is 2.75 feet below ground surface (bgs). To manage overflow conditions, the basin will drain to a UIC that is 4-feet in diameter and 8 feet deep.

## 3 SITE INVESTIGATION ACTIVITIES

The following summarizes our investigation activities that focused on the design and installation of the inflation basins.

### 3.1 Field Investigation

The field investigation activities took place on July 31, 2025, under the oversight of Geosyntec personnel. Anderson Environmental Contracting (AEC) advanced three direct-push borings in the vicinity of the proposed UICs for DB-003 and five borings in the area of the proposed infiltration basin for the purpose of collecting soil samples for analytical analysis. The locations of borings are provided in Figures 2 through 4.

Public and on-Site private utility locates were completed prior to beginning subsurface work. To the extent practical, underground utilities were identified using electromagnetic detection methods and marked at the surface with paint.

#### 3.1.1 Direct Push Borings

A direct push GeoProbe<sup>®</sup> 7822DT drill rig, fitted with 5 foot long, 2-inch diameter steel rods, was used to advance each boring up to 15 feet bgs. The position of each boring location was measured and documented relative to existing Site features.

Soil cores were field screened for the presence of petroleum hydrocarbons and volatile organic compounds (VOCs) using visual observations, a photoionization detector (PID), and sheen testing. Field screening and continuous soil characterization were documented on lithologic boring logs and field forms. Boring logs detailing the depth of each boring, samples collected, and soil characteristics are included as Appendix B.

One sample was collected within 3 feet of the surface and the remaining samples in each boring were selected based on field screening results. Where elevated PID readings or potential petroleum hydrocarbon impacts were observed in soil cores, additional samples were collected and submitted for applicable analytical testing.

### ***3.1.1.1 Borehole and Test Pit Abandonment***

AEC abandoned borings in accordance with Washington Administrative Code (WAC) 173-160-381 upon completion of the SI field activities. Borings were backfilled with hydrated bentonite chips until 0.5 feet bgs and then patched with asphalt, where appropriate, to match the surrounding surface.

### **3.1.2 Sample Handling**

Samples were labeled with a unique sample identification, the sample depth, and the time and date of collection. Soil samples were collected in containers provided by Pace Analytical and placed in a cooler with ice immediately following sample collection. Reasonable efforts were made to minimize loss of volatiles during field screening and sample collection. Samples were kept under documented chain of custody protocols.

## **3.2 Management of Investigation Derived Waste**

Investigation-derived waste (IDW) generated during this Site investigation included soil cuttings from borings and decontamination water. The soil and water IDW generated from drilling was securely stored on-Site in two labeled 55-gallon drums, pending disposal.

## **4 INVESTIGATION RESULTS**

The following sections summarized the results of the investigation.

### **4.1 Geology and Hydrogeology**

Based on the soil observed during Geosyntec's investigation, soils consisting primarily of silty sand and poorly graded sand were observed to the maximum depth explored (15 feet bgs). Lenses of silts were encountered in most borings between 2 and 3 feet bgs.

Geosyntec did not encounter groundwater during soil boring advancement. Historical investigations encountered groundwater between 34.5 and greater than 60 feet bgs with an assumed gradient to the west southwest (MSBA 2022).

## 4.2 Analytical Test Methods

Geosyntec utilized Pace Analytical to complete the analytical testing. Laboratory reports are included as Appendix C.

Soil samples were analyzed for one or more of the following

- Gasoline-range organics using the Northwest Total Petroleum Hydrocarbons (NWTPH-Gx) method;
- Diesel-range organics using the Northwest Total Petroleum Hydrocarbons (NWTPH-Dx) method;
- VOCs using United States Environmental Protection Agency (USEPA) Method 8260D;
- Polycyclic aromatic hydrocarbons (PAHs) using USEPA method 8270;
- Polychlorinated biphenyls (PCBs) using USEPA method 8082; and
- Metals (antimony, arsenic, beryllium, cadmium, chromium, copper, lead, manganese, mercury, nickel, selenium, silver, titanium, and zinc) by USEPA 6000 and 7000 series methods.

Upon receipt of the final analytical laboratory data, a data quality review was completed for the data collected, and the data with qualifiers was entered into Microsoft Excel and organized for risk screening.

## 4.3 Data Quality

Geosyntec performed a quality assurance/quality control review of the laboratory analytical data. Data were reviewed for completeness, accuracy, precision, sample contamination, conformance with holding times, and detection limits within acceptable ranges.

Based on the data quality review; laboratory data is of acceptable quality for the purposes of this Report, which is to compare analytical results to Model Toxics Control Act (MTCA) screening values.

## 4.4 Soil Analytical Results

Soil sampling results are provided in Table 1. Analytical soil data results were compared with applicable MTCA Method A and B values and are summarized below:

- Gasoline-range organics (GRO) were detected in a single sample at 1.57 milligrams per kilogram (mg/kg). None of the detected concentrations exceeded the most conservative MTCA values.
- Diesel-range organics (DRO) were detected in three samples ranging in concentrations from 7.53 to 187 mg/kg.

- Oil-range organics (ORO) were detected in five samples ranging in concentrations from 3.71 to 3,220 mg/kg.
- The combined total DRO and ORO concentration in sample SB-04-2.25 (3,220 mg/kg) exceeds the MTCA Method A value of 2,000 mg/kg.
- Various metals were detected in each sample analyzed. Metals were either detected at concentrations below corresponding MTCA Method A values or not detected above laboratory reporting limits, except for one sample.
  - The cadmium concentration in sample SB-04-2.25 (8.62 mg/kg) exceeds the MTCA Method A value of 2 mg/kg.
- Various PAHs were detected in four soil samples. Individual PAHs and toxicity equivalency concentrations (TEQs) for carcinogenic PAHs were below MTCA screening values.
- PCBs were only detected in a single sample (SB-04-2.25). The total PCB sum for SB-04-2.25 did not exceed MTCA Method A limits.
- VOCs were detected in nine soil samples at concentrations either below corresponding MTCA values or not detected above laboratory reporting limits.

## 4.5 Groundwater Discussion

During Geosyntec's investigation, groundwater was not encountered or sampled. During the ongoing VCP investigations, a number of grab and monitoring well groundwater samples have been collected for TPH, VOCs, metals, and PAHs. The location of the former borings are shown on the attached figures. Groundwater results, relevant to the proposed UICs, are discussed below:

- A grab sample was collected from SB-10. Reported analytical testing results were less than MTCA Method A cleanup levels.
- Groundwater samples were collected from former monitoring Well 1. Reported analytical testing results were less than MTCA Method A cleanup levels.
- A grab sample was collected from SB-1. Reported analytical testing results were less than MTCA Method A cleanup levels.
- Groundwater samples were collected from former monitoring Well 2. Reported analytical testing results were less than MTCA Method A cleanup levels.

#### 4.5.1 Mounding Analysis

An analysis of mounding at both infiltration basins was conducted using a spreadsheet model<sup>1</sup> that calculates the height of a groundwater mound beneath a stormwater infiltration basin. The purpose of the analysis was to evaluate whether infiltration at each basin could potentially cause excessive groundwater mounding that would affect the movement of an unknown groundwater contamination at the Site. The spreadsheet solves the Hantush (1967) equation for ground-water mounding beneath an infiltration basin. The results are presented as a profile of the height of groundwater above the static water-level as a function of lateral distance from the center of the infiltration basin. No changes to the solution incorporated into the spreadsheet were made. User-specified variables include:

- Infiltration rate (I)
- Specific yield of the aquifer receiving infiltration (Sy)
- Horizontal hydraulic conductivity of the aquifer receiving infiltration (Kh)
- Basin dimensions (x,y)
- Duration of infiltration (t)
- Initial saturated thickness of the aquifer receiving infiltration (H<sub>0</sub>)

Infiltrating volumes were taken from 60-year continuous simulation in the Western Washington Hydrology Model (WWHM). The maximum daily runoff volume was used as an extreme case for each infiltration basin. Maximum volumes were divided by the infiltrating surface areas for each Best management Practice to determine an average rate of infiltration in feet per day (ft/day). Overflow volumes in the WWHM simulation for the bioswale in the Southern Basin were used for inputs to determine the greatest infiltration rate for the UIC.

Details and assumptions for the calculations are as follows:

##### Eastern Basin – Six Foot UIC

- $I = 6.0$  ft/day; 2,026 cubic feet per day (cfd) divided by 336 feet squared (ft<sup>2</sup>). Both UICs were modeled as a single stage-storage-discharge table in WWHM. Therefore, the rate was derived from the Eastern Basin's runoff volume divided by the combined surface area of both UICs.
- $Sy = 0.15$  (estimated)

---

<sup>1</sup> The spreadsheet used for the calculations is available through the U.S. Geological Survey Scientific Investigations Report 2010-5102 "Simulation of groundwater mounding beneath hypothetical stormwater infiltration basins".

- $K_h = 2,000$  ft/day (estimated based on converting the observed infiltration rate of 75 inches per hour (in/hr) to ft/day and multiplying the result by 10)<sup>2</sup>.
- falling head test in adjacent monitoring well and assuming horizontal conductivity is 10 times greater than vertical conductivity based on USGS Report 2010-5102)
- $t = 1$  day
- $H_0 = 10$  feet (conservative value)

#### **Eastern Basin – Four Foot UIC**

- $I = 6.0$  ft/day; 2,026 cfd divided by 336 ft<sup>2</sup>. Both UICs were modeled as a single stage-storage-discharge table in WWHM. Therefore,  $I$  rate was derived from the Eastern Basin's runoff volume divided by the combined surface area of both UICs.
- $S_y = 0.15$  (estimated)
- $K_h = 2,000$  ft/day (estimated based on converting the observed infiltration rate of 100 in/hr to ft/day and multiplying the result by 10).
- $t = 1$  day
- $H_0 = 10$  ft (conservative value)

#### **Southern Basin - Bioswale**

- $I = 355$  ft/day; 10,642 cfd divided by 300 ft<sup>2</sup>
- $S_y = 0.15$  (estimated)
- $K_h = 15,000$  ft/day (estimated based on converting the observed infiltration rate of 100 in/hr to ft/day and multiplying the result by 10)
- $t = 1$  day
- $H_0 = 10$  feet (conservative value)

#### **Southern Basin – Drywell**

- $I = 1.3$  ft/day; 107 cfd divided by 81 ft<sup>2</sup>
- $S_y = 0.15$  (estimated)
- $K_h = 15,000$  ft/day (estimated based on converting the observed infiltration rate of 750 in/hr to ft/day and multiplying the result by 10)
- $t = 1$  day
- $H_0 = 10$  ft (conservative value)

---

<sup>2</sup> Horizontal hydraulic conductivity in unconsolidated sediments is usually greater than vertical hydraulic conductivity (soil permeability). Often only vertical or only horizontal conductivity is measured, and the directional hydraulic conductivity that was not measured is calculated by assuming a 10:1 ratio of horizontal to vertical hydraulic conductivity (Anderson and Woessner, 1991; Pope and Watt, 2005; Modica, 1996; Cauller and Carleton, 2006)

The assumed mounding associated with each infiltration basin is detailed in Figures 5 through 8.

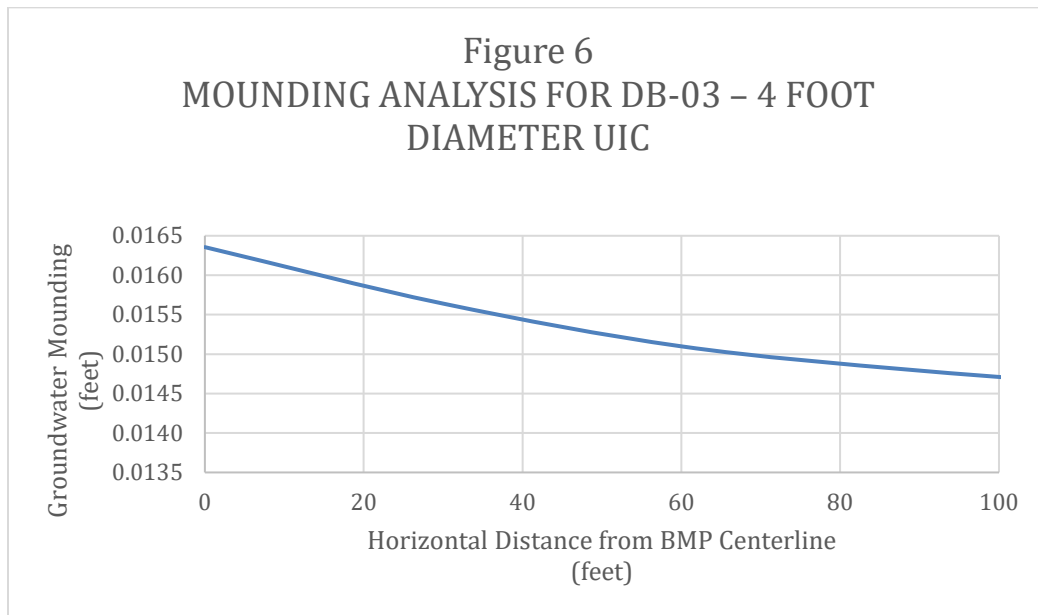
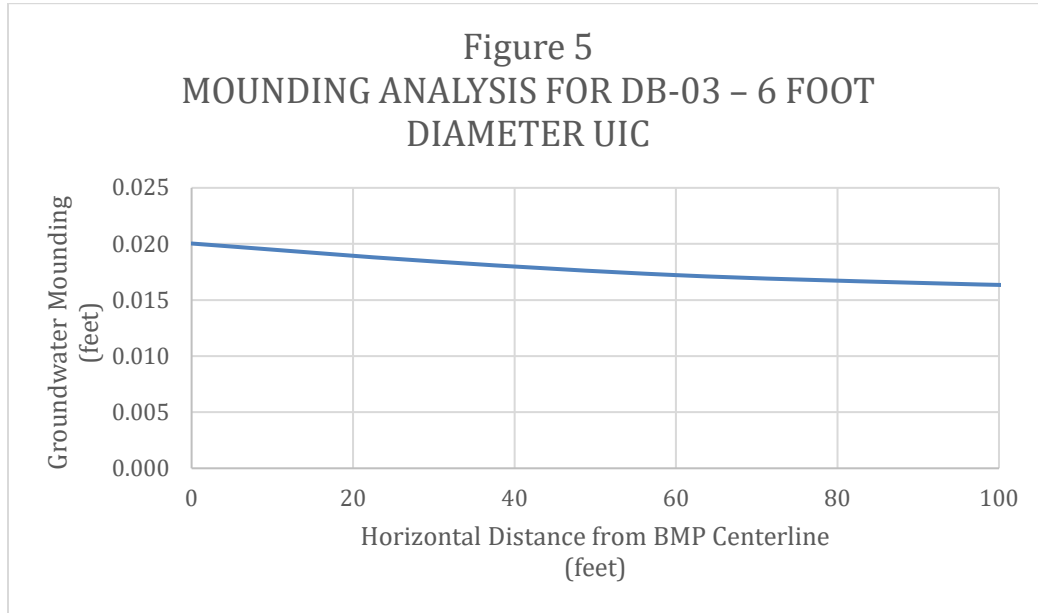


Figure 7  
MOUNDING ANALYSIS FOR DB-04 AND DB-06 –  
UIC

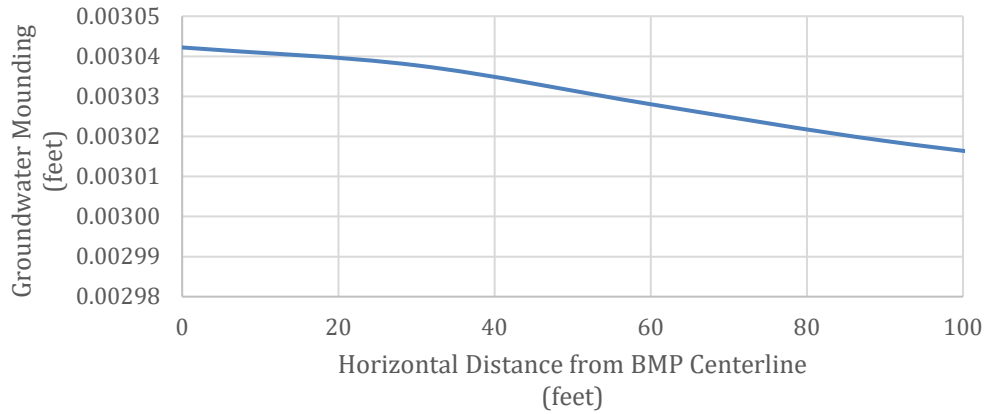
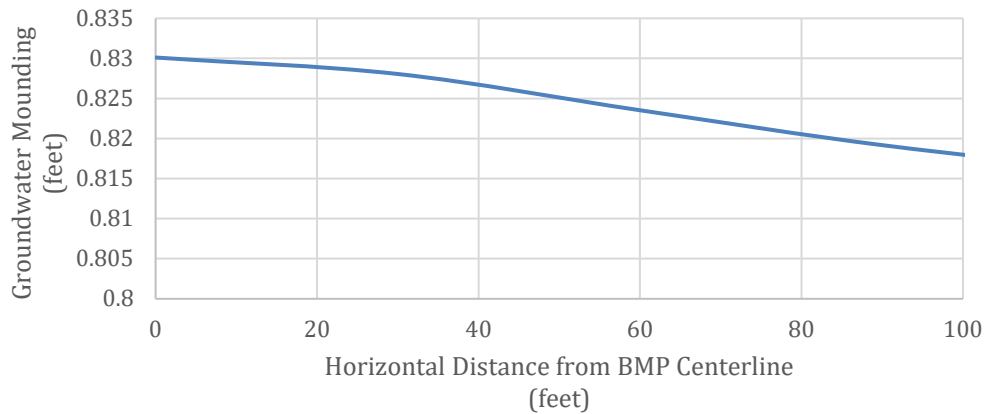


Figure 8  
MOUNDING ANALYSIS FOR DB-04 AND DB-06 –  
INFILTRATION BASIN



As summarized in Figures 5 through 8, the maximum predicted mounding is less than 0.02 feet in the eastern basin and less than 0.85 feet in the southern basin. These estimates are also conservative in nature as the model does not account for separation from the bottom of the infiltration basin and the groundwater table. Due to dispersion and storage capacity of the unsaturated soils beneath the UICs, mounding is anticipated to be less than modeled.

## 5 SUMMARY

Based on the data collected during the limited SI, the proposed stormwater infiltration basins will not impact Site environmental conditions. Soil analytical results indicate the infiltration basins will be installed in areas that are not contaminated. In addition, the existing groundwater data, coupled with the mounding analysis, shows that the proposed infiltration will have nominal influence on the underlying groundwater.

## 6 REFERENCES

- Martin S. Burck Associates, Inc. (MSBA). 2022. Excavation Cleanup and Closure Report. North Star Casteel (Formerly Varicast Inc.). May 20, 2022.
- Martin S. Burck Associates, Inc. (MSBA). 2021. Remedial Investigation/Feasibility Study. North Star Casteel (Formerly Varicast Inc.). May 20, 2022.
- The Washington State Department of Ecology ( Ecology). 2024. Response to November 27, 2023, Martin S Burck Associates, Inc (MSBA) Comments on Ecology January 5, 2023, Opinion for the former Varicast, Inc. Site. April 1, 2024.
- Carleton, G.B. 2010. Simulation of groundwater mounding beneath hypothetical stormwater infiltration basins: U.S. Geological Survey Scientific Investigations Report 2010-5102, 64 p.
- Hantush, M.S. 1967. Growth and decay of groundwater mounds in response to uniform percolation: Water Resources Research, v. 3, p. 227–234.

# TABLE

**Table 1. Soil Analytical Results**  
**Stormwater Management North Star Casteel**  
**Vancouver, Washington**

Exploration Identification						SB-01		
Analyte	CAS rn	Unit	MTCA A SOIL	MTCA B SOIL	DEFAULT BACKGROUND	07/31/2025	07/31/2025	07/31/2025
						SB-01-8.75	SB-01-13.25	SB-02-9.75
						8.75 ft	13.25 ft	9.75 ft
<b>1 TPHs</b>								
Gasoline Range Organics	TPH-GRO	mg/kg	30			1.90 U	1.88 U	1.61 U
Diesel Range Organics	TPH-DRO	mg/kg	2000			1.58 U	1.56 U	1.41 U
Motor Oil Range Organics	TPH-ORO	mg/kg	2000			3.96 U	3.92 U	3.52 U
Diesel and Oil Extended Range Organics (ND=0)	TPH-EXT	mg/kg	2000			11.9 U	11.8 U	10.6 U
Diesel and Oil Extended Range Organics (ND=0) MDL	TPH-EXT MDL	mg/kg	2000			3.96 U	3.92 U	3.52 U
<b>Conventionals</b>								
Total Solids	TS	%				84.0	85.0	94.6
<b>Metals</b>								
Antimony	7440-36-0	mg/kg		32		0.198 U	0.195 U	0.176 U
Arsenic	7440-38-2	mg/kg	20		6	3.61	3.89	1.41
Beryllium	7440-41-7	mg/kg		160		0.839 J	0.664 J	0.569 J
Cadmium	7440-43-9	mg/kg	2		1	0.199 J	0.233 J	0.0904 U
Chromium	7440-47-3	mg/kg	2000		27	24.7	18.2	9.15
Copper	7440-50-8	mg/kg		3200	34	30.0	29.5	28.0
Lead	7439-92-1	mg/kg	250		17	10.1	9.74	3.98
Manganese	7439-96-5	mg/kg		3700	1500	604	586	629
Mercury	7439-97-6	mg/kg	2			0.0245 U	0.0242 U	0.0218 U
Nickel	7440-02-0	mg/kg		1600	21	20.1	16.8	12.6
Selenium	7782-49-2	mg/kg		400		0.452 J	0.468 J	0.370 J
Silver	7440-22-4	mg/kg		400		0.103 U	0.102 U	0.0915 U
Titanium	7440-32-6	mg/kg			79	5050	5120	4480
Zinc	7440-66-6	mg/kg		24000		93.0	93.0	64.1
<b>Other SVOCs</b>								
2-Chloronaphthalene	91-58-7	mg/kg				0.00154 U	0.00152 U	0.00136 U
<b>PAHs cPAH</b>								
Benz(a)anthracene	56-55-3	mg/kg				0.00238 U	0.00235 U	0.00211 U
Benzo(a)pyrene	50-32-8	mg/kg	0.1			0.00194 U	0.00192 U	0.00172 U
Benzo(b)fluoranthene	205-99-2	mg/kg				0.00327 U	0.00324 U	0.00291 U
Benzo(k)fluoranthene	207-08-9	mg/kg				0.00254 U	0.00251 U	0.00225 U
Chrysene	218-01-9	mg/kg				0.00245 U	0.00242 U	0.00218 U
Dibenzo(a,h)anthracene	53-70-3	mg/kg				0.00239 U	0.00236 U	0.00213 U
Indeno(1,2,3-cd)pyrene	193-39-5	mg/kg				0.00279 U	0.00275 U	0.00247 U
Total cPAHs TEQ (ND = 1/2 MDL)	T-cPAH-1/2U-MDL	mg/kg	0.1			0.00194 U	0.00192 U	0.00172 U
Total cPAHs TEQ (ND = 1/2 RDL)	T-cPAH-1/2U	mg/kg	0.1			0.00714 U	0.00706 U	0.00634 U
<b>PAHs Other</b>								
1-Methylnaphthalene	90-12-0	mg/kg				0.00261 U	0.00258 U	0.00232 U
2-Methylnaphthalene	91-57-6	mg/kg				0.00680 U	0.00672 U	0.00604 U
Acenaphthene	83-32-9	mg/kg				0.00193 U	0.00191 U	0.00171 U
Acenaphthylene	208-96-8	mg/kg				0.00189 U	0.00187 U	0.00168 U
Anthracene	120-12-7	mg/kg				0.00194 U	0.00192 U	0.00172 U
Benzo(g,h,i)perylene	191-24-2	mg/kg				0.00230 U	0.00227 U	0.00204 U
Fluoranthene	206-44-0	mg/kg				0.00284 U	0.00281 U	0.00253 U
Fluorene	86-73-7	mg/kg				0.00214 U	0.00212 U	0.00190 U
Naphthalene	91-20-3	mg/kg	5			0.00689 U	0.00681 U	0.00612 U
Phenanthrene	85-01-8	mg/kg				0.00363 U	0.00359 U	0.00323 U
Pyrene	129-00-0	mg/kg				0.00244 U	0.00241 U	0.00217 U
<b>PCBAro</b>								
Aroclor 1016	12674-11-2	mg/kg				0.0121 U	0.0120 U	0.0108 U
Aroclor 1221	11104-28-2	mg/kg				0.0127 U	0.0126 U	0.0113 U
Aroclor 1232	11141-16-5	mg/kg				0.0217 U	0.0214 U	0.0192 U
Aroclor 1242	53469-21-9	mg/kg				0.0120 U	0.0119 U	0.0107 U
Aroclor 1248	12672-29-6	mg/kg				0.0148 U	0.0146 U	0.0131 U
Aroclor 1254	11097-69-1	mg/kg				0.0124 U	0.0122 U	0.0110 U
Aroclor 1260	11096-82-5	mg/kg				0.0131 U	0.0129 U	0.0116 U
Total PCBs (Sum of Aroclors) (ND = 0)	T-PCBs	mg/kg	1			0.0405 U	0.04 U	0.036 U
Total PCBs (Sum of Aroclors) (ND = 0) MDL	T-PCBsMDL	mg/kg	1			0.0217 U	0.0214 U	0.0192 U
<b>VOC BTEX</b>								
Benzene	71-43-2	mg/kg	0.03			0.00100 U	0.000990 U	0.000845 U
Toluene	108-88-3	mg/kg	7			0.00407 U	0.00402 U	0.00343 U
Ethylbenzene	100-41-4	mg/kg	6			0.00139 U	0.00137 U	0.00118 U
Total Xylenes	1330-20-7	mg/kg	9			0.00395 U	0.00390 U	0.00333 U
<b>VOCs</b>								
1,1,1,2-Tetrachloroethane	630-20-6	mg/kg				0.00183 U	0.00181 U	0.00154 U
1,1,1-Trichloroethane	71-55-6	mg/kg	2			0.00204 U	0.00202 U	0.00172 U
1,1,2,2-Tetrachloroethane	79-34-5	mg/kg				0.00163 U	0.00161 U	0.00138 U
1,1,2-Trichloroethane	79-00-5	mg/kg				0.00189 U	0.00187 U	0.00159 U
1,1,2-Trichlorotrifluoroethane	76-13-1	mg/kg				0.00396 U	0.00391 U	0.00334 U
1,1-Dichloroethane	75-34-3	mg/kg				0.00142 U	0.00141 U	0.00120 U
1,1-Dichloroethene	75-35-4	mg/kg				0.00216 U	0.00213 U	0.00182 U
1,1-Dichloropropene	563-58-6	mg/kg				0.00194 U	0.00192 U	0.00164 U
1,2,3-Trichlorobenzene	87-61-6	mg/kg				0.00985 U	0.00973 U	0.00831 U
1,2,3-Trichloropropane	96-18-4	mg/kg				0.00862 U	0.00852 U	0.00728 U
1,2,3-Trimethylbenzene	526-73-8	mg/kg				0.00256 U	0.00253 U	0.00217 U
1,2,4-Trichlorobenzene	120-82-1	mg/kg				0.00764 UJ	0.00755 UJ	0.00644 U
1,2,4-Trimethylbenzene	95-63-6	mg/kg				0.00335 U	0.00331 U	0.00283 U
1,2-Dibromo-3-chloropropane	96-12-8	mg/kg				0.0151 UJ	0.0149 UJ	0.0127 U
1,2-Dibromoethane (EDB)	106-93-4	mg/kg	0.005			0.00178 U	0.00175 U	0.00150 U
1,2-Dichlorobenzene	95-50-1	mg/kg				0.00220 U	0.00217 U	0.00186 U
1,2-Dichloroethane (EDC)	107-06-2	mg/kg				0.00206 U	0.00203 U	0.00173 U
1,2-Dichloropropane	78-87-5	mg/kg				0.00271 U	0.00267 U	0.00228 U
1,3,5-Trimethylbenzene	108-67-8	mg/kg				0.00321 U	0.00317 U	0.00271 U
1,3-Dichlorobenzene	541-73-1	mg/kg				0.00232 U	0.00230 U	0.00197 U
1,3-Dichloropropane	142-28-9	mg/kg				0.00228 U	0.00226 U	0.00192 U
1,4-Dichlorobenzene	106-46-7	mg/kg				0.00435 J	0.00391 J	0.00479 J
2,2-Dichloropropane	594-20-7	mg/kg				0.00285 U	0.00281 U	0.00240 U
2-Butanone	78-93-3	mg/kg				0.125 U	0.123 U	0.105 U
2-Chlorotoluene	95-49-8	mg/kg				0.00182 U	0.00180 U	0.00153 U
4-Chlorotoluene	106-43-4	mg/kg				0.00217 U	0.00214 U	0.00183 U
4-Methyl-2-pentanone	108-10-1	mg/kg				0.0140 U	0.0138 U	0.0118 U
Acetone	67-64-1	mg/kg				0.0982 UJ	0.0970 UJ	0.0829 U
Acrylonitrile	107-13-1	mg/kg				0.0113 U	0.0112 U	0.00954 U
Bromobenzene	108-86-1	mg/kg				0.00550 U	0.00543 U	0.00463 U
Bromodichloromethane	75-27-4	mg/kg				0.00165 U	0.00163 U	0.00139 U
Bromoform	75-25-2	mg/kg				0.0140 U	0.0138 U	0.0118 U
Bromomethane	74-83-9	mg/kg				0.0142 U	0.0141 U	0.0120 U
Carbon Tetrachloride	56-23-5	mg/kg				0.00424 U	0.00419 U	0.00358 U
Chlorobenzene	108-90-7	mg/kg				0.00121 U	0.00119 U	0.00102 U
Chloroethane	75-00-3	mg/kg				0.00802 U	0.00792 U	0.00677 UJ
Chloroform	67-66-3	mg/kg				0.00228 U	0.00226 U	0.00192 U
Chloromethane	74-87-3	mg/kg				0.0120 U	0.0118 U	0.0101 U
cis-1,2-Dichloroethene (cDCE)	156-59-2	mg/kg				0.00182 U	0.00180 U	0.00153 U
cis-1,3-Dichloropropene	10061-01-5	mg/kg				0.00148 U	0.00146 U	0.00124 U
Dibromochloromethane	124-48-1	mg/kg				0.00227 U	0.00224 U	0.00191 U
Dibromomethane	74-95-3	mg/kg				0.00251 U	0.00248 U	0.00211 U
Dichlorodifluoromethane	75-71-8	mg/kg				0.00613 U	0.00606 U	0.00517 U
Diisopropyl ether (DIPE)	108-20-3	mg/kg				0.00108 U	0.00107 U	0.000914 U
Hexachlorobutadiene	87-68-3	mg/kg				0.0147 UJ	0.0145 UJ	0.0124 U
Isopropylbenzene	98-82-8	mg/kg				0.00142 U	0.00141 U	0.00120 U
Methyl tert-butyl ether (MTBE)	1634-04-4	mg/kg	0.1			0.00109 U	0.00108 U	0.000919 U
Methylene Chloride	75-09-2	mg/kg	0.02			0.0155 U	0.0153 U	0.0131 U
n-Butylbenzene	104-51-8	mg/kg				0.00881 U	0.00870 U	0.00743 U
n-Propylbenzene	103-65-1	mg/kg				0.00238 U	0.00235 U	0.00201 U
p-Isopropyltoluene	99-87-6	mg/kg				0.00300 U	0.00297 U	0.00253 U
sec-Butylbenzene	135-98-8	mg/kg				0.00540 U	0.00533 U	0.00455 U
Styrene	100-42-5	mg/kg				0.00627 U	0.00620 U	0.00529 U
tert-Butylbenzene	98-06-6	mg/kg				0.00266 U	0.00263 U	0.00224 U
Tetrachloroethene (PCE)	127-18-4	mg/kg	0.05			0.00214 U	0.00212 U	0.00181 U
trans-1,2-Dichloroethene	156-60-5	mg/kg				0.00147 U	0.00145 U	0.00123 U
trans-1,3-Dichloropropene	10061-02-6	mg/kg				0.00148 U	0.00146 U	0.00124 U
Trichloroethene (TCE)	79-01-6	mg/kg	0.03			0.00126 U	0.00124 U	0.00106 U
Trichlorofluoromethane	75-69-4	mg/kg				0.00368 U	0.00363 U	0.00310 U
Vinyl Chloride	75-01-4	mg/kg				0.00283 U	0.00280 U	0.00239 U

**Bold** - detected  
Blue Shaded - Detected result exceeded screening level  
U - Analyte not detected at or above limit shown  
J - Result value estimated  
UJ - Analyte not detected and the Limit is an estimate  
TEQ - Toxic Equivalence Quotient (Calculated sum of)  
cPAHs = carcinogenic polycyclic aromatic hydrocarbons  
"- " - indicates results not available  
mg/kg = milligrams per kilogram  
Calculated value rounded to 3 significant figures  
MTCA Minimum screening level of carcinogenic or non-carcinogenic levels.  
ND = non-detect  
ND = 1/2 RDL - calculated using 1/2 the reporting limit for non-detected components  
ND = 0 RDL - calculated using 0 for non-detected components  
MDL - Detection Limit (Limit at which lab can correctly identify a detection 95% of the time). This lab reported results to the MDL in most cases.

**Table 1. Soil Analytical Results**  
**Stormwater Management North Star Casteel**  
**Vancouver, Washington**

Exploration Identification						SB-02		
						07/31/2025 SB-02-14.75 14.75 ft	07/31/2025 SB-02-19.75 19.75 ft	07/31/2025 SB-03-8.75 8.75 ft
Analyte	CAS rn	Unit	MTCA A SOIL	MTCA B SOIL	DEFAULT BACKGROUND			
<b>1 TPHs</b>								
Gasoline Range Organics	TPH-GRO	mg/kg	30			1.63 U	--	1.68 U
Diesel Range Organics	TPH-DRO	mg/kg	2000			1.41 U	--	1.48 U
Motor Oil Range Organics	TPH-ORO	mg/kg	2000			3.54 U	--	3.71 U
Diesel and Oil Extended Range Organics (ND=0)	TPH-EXT	mg/kg	2000			10.6 U	--	11.1 U
Diesel and Oil Extended Range Organics (ND=0) MDL	TPH-EXT_MDL	mg/kg	2000			3.54 U	--	3.71 U
<b>Conventionals</b>								
Total Solids	TS	%				94.0	91.2	89.8
<b>Metals</b>								
Antimony	7440-36-0	mg/kg		32		0.177 U	0.182 UJ	0.185 U
Arsenic	7440-38-2	mg/kg	20		6	1.61	2.86	1.86
Beryllium	7440-41-7	mg/kg		160		0.476 J	0.542 J	0.700 J
Cadmium	7440-43-9	mg/kg	2		1	0.0942 J	0.101 J	0.0952 U
Chromium	7440-47-3	mg/kg	2000		27	10.5	14.4	5.61
Copper	7440-50-8	mg/kg		3200	34	23.0	30.3	25.6
Lead	7439-92-1	mg/kg	250		17	3.51	3.71	5.94
Manganese	7439-96-5	mg/kg		3700	1500	556	531	436
Mercury	7439-97-6	mg/kg	2			0.0219 U	0.0226 U	0.0229 U
Nickel	7440-02-0	mg/kg		1600	21	16.7	20.4	9.04
Selenium	7782-49-2	mg/kg		400		0.417 J	0.376 J	0.308 J
Silver	7440-22-4	mg/kg		400		0.0920 U	0.0949 U	0.0963 U
Titanium	7440-32-6	mg/kg				4910	4160 J	7220
Zinc	7440-66-6	mg/kg		24000	79	70.6	65.2	76.1
<b>Other SVOCs</b>								
2-Chloronaphthalene	91-58-7	mg/kg				0.00137 U	--	0.00144 U
<b>PAHs_cPAH</b>								
Benz(a)anthracene	56-55-3	mg/kg				0.00213 U	--	0.00223 U
Benzo(a)pyrene	50-32-8	mg/kg	0.1			0.00173 U	--	0.00181 U
Benzo(b)fluoranthene	205-99-2	mg/kg				0.00292 U	--	0.00306 U
Benzo(k)fluoranthene	207-08-9	mg/kg				0.00227 U	--	0.00237 U
Chrysene	218-01-9	mg/kg				0.00219 U	--	0.00229 U
Dibenzo(a,h)anthracene	53-70-3	mg/kg				0.00214 U	--	0.00224 U
Indeno(1,2,3-cd)pyrene	193-39-5	mg/kg				0.00249 U	--	0.00261 U
Total cPAHs TEQ (ND = 1/2 MDL)	T-cPAH-1/2U-MDL	mg/kg	0.1			0.00173 U	--	0.00181 U
Total cPAHs TEQ (ND = 1/2 RDL)	T-cPAH-1/2U	mg/kg	0.1			0.00638 U	--	0.00668 U
<b>PAHs_Other</b>								
1-Methylnaphthalene	90-12-0	mg/kg				0.00233 U	--	0.00244 U
2-Methylnaphthalene	91-57-6	mg/kg				0.00607 U	--	0.00636 U
Acenaphthene	83-32-9	mg/kg				0.00172 U	--	0.00180 U
Acenaphthylene	208-96-8	mg/kg				0.00169 U	--	0.00177 U
Anthracene	120-12-7	mg/kg				0.00173 U	--	0.00181 U
Benzo(g,h,i)perylene	191-24-2	mg/kg				0.00205 U	--	0.00215 U
Fluoranthene	206-44-0	mg/kg				0.00254 U	--	0.00266 U
Fluorene	86-73-7	mg/kg				0.00191 U	--	0.00200 U
Naphthalene	91-20-3	mg/kg	5			0.00616 U	--	0.00645 U
Phenanthrene	85-01-8	mg/kg				0.00324 U	--	0.00340 U
Pyrene	129-00-0	mg/kg				0.00218 U	--	0.00228 U
<b>PCBAro</b>								
Aroclor 1016	12674-11-2	mg/kg				0.0108 U	--	0.0114 U
Aroclor 1221	11104-28-2	mg/kg				0.0114 U	--	0.0119 U
Aroclor 1232	11141-16-5	mg/kg				0.0194 U	--	0.0203 U
Aroclor 1242	53469-21-9	mg/kg				0.0107 U	--	0.0112 U
Aroclor 1248	12672-29-6	mg/kg				0.0132 U	--	0.0138 U
Aroclor 1254	11097-69-1	mg/kg				0.0111 U	--	0.0116 U
Aroclor 1260	11096-82-5	mg/kg				0.0117 U	--	0.0122 U
Total PCBs (Sum of Aroclors) (ND = 0)	T-PCBs	mg/kg	1			0.0362 U	--	0.0379 U
Total PCBs (Sum of Aroclors) (ND = 0) MDL	T-PCBsMDL	mg/kg	1			0.0194 U	--	0.0203 U
<b>VOC_BTEX</b>								
Benzene	71-43-2	mg/kg	0.03			0.000855 U	--	0.000883 U
Toluene	108-88-3	mg/kg	7			0.00347 U	--	0.00359 U
Ethylbenzene	100-41-4	mg/kg	6			0.00119 U	--	0.00123 U
Total Xylenes	1330-20-7	mg/kg	9			0.00337 U	--	0.00348 U
<b>VOCs</b>								
1,1,1,2-Tetrachloroethane	630-20-6	mg/kg				0.00156 U	--	0.00161 U
1,1,1-Trichloroethane	71-55-6	mg/kg	2			0.00174 U	--	0.00180 U
1,1,2,2-Tetrachloroethane	79-34-5	mg/kg				0.00139 U	--	0.00144 U
1,1,2-Trichloroethane	79-00-5	mg/kg				0.00161 U	--	0.00166 U
1,1,2-Trichlorotrifluoroethane	76-13-1	mg/kg				0.00338 U	--	0.00349 U
1,1-Dichloroethane	75-34-3	mg/kg				0.00121 U	--	0.00125 U
1,1-Dichloroethene	75-35-4	mg/kg				0.00184 U	--	0.00190 U
1,1-Dichloropropene	563-58-6	mg/kg				0.00166 U	--	0.00171 U
1,2,3-Trichlorobenzene	87-61-6	mg/kg				0.00840 U	--	0.00868 U
1,2,3-Trichloropropane	96-18-4	mg/kg				0.00736 U	--	0.00760 U
1,2,3-Trimethylbenzene	526-73-8	mg/kg				0.00219 U	--	0.00226 U
1,2,4-Trichlorobenzene	120-82-1	mg/kg				0.00651 U	--	0.00673 U
1,2,4-Trimethylbenzene	95-63-6	mg/kg				0.00286 U	--	0.00296 U
1,2-Dibromo-3-chloropropane	96-12-8	mg/kg				0.0128 U	--	0.0133 U
1,2-Dibromoethane (EDB)	106-93-4	mg/kg	0.005			0.00152 U	--	0.00156 U
1,2-Dichlorobenzene	95-50-1	mg/kg				0.00188 U	--	0.00194 U
1,2-Dichloroethane (EDC)	107-06-2	mg/kg				0.00175 U	--	0.00181 U
1,2-Dichloropropane	78-87-5	mg/kg				0.00230 U	--	0.00238 U
1,3,5-Trimethylbenzene	108-67-8	mg/kg				0.00274 U	--	0.00283 U
1,3-Dichlorobenzene	541-73-1	mg/kg				0.00199 U	--	0.00205 U
1,3-Dichloropropane	142-28-9	mg/kg				0.00194 U	--	0.00201 U
1,4-Dichlorobenzene	106-46-7	mg/kg				0.00466 J	--	0.00217 U
2,2-Dichloropropane	594-20-7	mg/kg				0.00243 U	--	0.00251 U
2-Butanone	78-93-3	mg/kg				0.107 U	--	0.110 U
2-Chlorotoluene	95-49-8	mg/kg				0.00155 U	--	0.00160 U
4-Chlorotoluene	106-43-4	mg/kg				0.00185 U	--	0.00191 U
4-Methyl-2-pentanone	108-10-1	mg/kg				0.0119 U	--	0.0123 U
Acetone	67-64-1	mg/kg				0.0838 U	--	0.0866 U
Acrylonitrile	107-13-1	mg/kg				0.00965 U	--	0.00997 U
Bromobenzene	108-86-1	mg/kg				0.00468 U	--	0.00484 U
Bromodichloromethane	75-27-4	mg/kg				0.00140 U	--	0.00145 U
Bromoform	75-25-2	mg/kg				0.0119 U	--	0.0123 U
Bromomethane	74-83-9	mg/kg				0.0121 U	--	0.0125 U
Carbon Tetrachloride	56-23-5	mg/kg				0.00362 U	--	0.00374 U
Chlorobenzene	108-90-7	mg/kg				0.00103 U	--	0.00107 U
Chloroethane	75-00-3	mg/kg				0.00684 UJ	--	0.00707 UJ
Chloroform	67-66-3	mg/kg				0.00194 U	--	0.00201 U
Chloromethane	74-87-3	mg/kg				0.0102 U	--	0.0106 U
cis-1,2-Dichloroethene (cDCE)	156-59-2	mg/kg				0.00155 U	--	0.00160 U
cis-1,3-Dichloropropene	10061-01-5	mg/kg				0.00126 U	--	0.00130 U
Dibromochloromethane	124-48-1	mg/kg				0.00193 U	--	0.00200 U
Dibromomethane	74-95-3	mg/kg				0.00213 U	--	0.00221 U
Dichlorodifluoromethane	75-71-8	mg/kg				0.00522 U	--	0.00540 U
Diisopropyl ether (DIPE)	108-20-3	mg/kg				0.000924 U	--	0.000955 U
Hexachlorobutadiene	87-68-3	mg/kg				0.0126 U	--	0.0129 U
Isopropylbenzene	98-82-8	mg/kg				0.00121 U	--	0.00125 U
Methyl tert-butyl ether (MTBE)	1634-04-4	mg/kg	0.1			0.000929 U	--	0.000960 U
Methylene Chloride	75-09-2	mg/kg	0.02			0.0133 U	--	0.0137 U
n-Butylbenzene	104-51-8	mg/kg				0.00751 U	--	0.00776 U
n-Propylbenzene	103-65-1	mg/kg				0.00203 U	--	0.00210 U
p-Isopropyltoluene	99-87-6	mg/kg				0.00256 U	--	0.00265 U
sec-Butylbenzene	135-98-8	mg/kg				0.00460 U	--	0.00476 U
Styrene	100-42-5	mg/kg				0.00535 U	--	0.00553 U
tert-Butylbenzene	98-06-6	mg/kg				0.00227 U	--	0.00235 U
Tetrachloroethene (PCE)	127-18-4	mg/kg	0.05			0.00183 U	--	0.00189 U
trans-1,2-Dichloroethene	156-60-5	mg/kg				0.00125 U	--	0.00129 U
trans-1,3-Dichloropropene	10061-02-6	mg/kg				0.00126 U	--	0.00130 U
Trichloroethene (TCE)	79-01-6	mg/kg	0.03			0.00107 U	--	0.00111 U
Trichlorofluoromethane	75-69-4	mg/kg				0.00313 U	--	0.00324 U
Vinyl Chloride	75-01-4	mg/kg				0.00241 U	--	0.00250 U

**Blue** - detected  
**Blue Shaded** - Detected result exceeded screening level  
 U - Analyte not detected at or above limit shown  
 J - Result value estimated  
 UJ - Analyte not detected and the Limit is an estimate  
 TEQ - Toxic Equivalence Quotient (Calculated sum of)  
 cPAHs = carcinogenic polycyclic aromatic hydrocarbons  
 "-" - indicates results not available  
 mg/kg = milligrams per kilogram  
 Calculated value rounded to 3 significant figures  
 MTCA Minimum screening level of carcinogenic or non-carcinogenic levels.  
 ND = non-detect  
 ND = 1/2 RDL - calculated using 1/2 the reporting limit for non-detected components  
 ND = 0 RDL - calculated using 0 for non-detected components  
 MDL - Detection Limit (Limit at which lab can correctly identify a detection 95% of the time). This lab reported results to the MDL in most cases.

**Table 1. Soil Analytical Results**  
**Stormwater Management North Star Casteel**  
**Vancouver, Washington**

Exploration Identification						SB-03		SB-04	
Analyte	CAS n	Unit	MTCA A SOIL	MTCA B SOIL	DEFAULT BACKGROUND	07/31/2025	07/31/2025	07/31/2025	07/31/2025
						SB-03-14.75	SB-03-19.75	SB-04-2.25	SB-04-7.75
						14.75 ft	19.75 ft	2.25 ft	7.75 ft
<b>1. TPHs</b>									
Gasoline Range Organics	TPH-GRO	mg/kg	30			1.70 U	--	1.57 J	1.75 U
Diesel Range Organics	TPH-DRO	mg/kg	2000			1.42 U	--	275 U	1.46 U
Motor Oil Range Organics	TPH-ORO	mg/kg	2000			3.55 U	--	3220	3.66 U
Diesel and Oil Extended Range Organics (ND=0)	TPH-EXT	mg/kg	2000			10.7 U	--	3220	11 U
Diesel and Oil Extended Range Organics (ND=0) MDL	TPH-EXT MDL	mg/kg	2000			3.55 U	--	3220	3.66 U
<b>Conventionals</b>									
Total Solids	TS	%				93.8	91.6	96.9	91.0
<b>Metals</b>									
Antimony	7440-36-0	mg/kg		32		0.177 U	0.181 U	0.671 J	0.182 U
Arsenic	7440-38-2	mg/kg	20		6	1.39	2.80	4.29	1.63
Beryllium	7440-41-7	mg/kg		160		0.554 J	0.658 J	0.390 J	0.461 J
Cadmium	7440-43-9	mg/kg	2		1	0.0911 U	0.124 J	8.62	0.119 J
Chromium	7440-47-3	mg/kg	2000		27	14.9	13.3	24.5	11.6
Copper	7440-50-8	mg/kg		3200	34	30.6	31.6	53.5	30.9
Lead	7439-92-1	mg/kg	250		17	3.34	4.50	245	3.53
Manganese	7439-96-5	mg/kg		3700	1500	472	579	607	419
Mercury	7439-97-6	mg/kg	2			0.0220 U	0.0225 U	0.0213 U	0.0226 U
Nickel	7440-02-0	mg/kg		1600	21	19.1	20.9	23.4	22.5
Selenium	7782-49-2	mg/kg		400		0.300 J	0.501 J	0.396 J	0.319 J
Silver	7440-22-4	mg/kg		400		0.0922 U	0.0944 U	0.167 J	0.0950 U
Titanium	7440-32-6	mg/kg				3600	4960	3690	4040
Zinc	7440-66-6	mg/kg		24000	79	62.9	82.5	4100	65.9
<b>Other SVOCs</b>									
2-Chloronaphthalene	91-58-7	mg/kg				0.00137 U	--	0.00133 U	0.00142 U
<b>PAHs cPAH</b>									
Benz(a)anthracene	56-55-3	mg/kg				0.00213 U	--	0.0133	0.00220 U
Benzo(a)pyrene	50-32-8	mg/kg	0.1			0.00174 U	--	0.0219	0.00179 U
Benzo(b)fluoranthene	205-99-2	mg/kg				0.00293 U	--	0.0350	0.00302 U
Benzo(k)fluoranthene	207-08-9	mg/kg				0.00227 U	--	0.00424 J	0.00234 U
Chrysene	218-01-9	mg/kg				0.00220 U	--	0.0239	0.00226 U
Dibenzo(a,h)anthracene	53-70-3	mg/kg				0.00214 U	--	0.00208 U	0.00221 U
Indeno(1,2,3-cd)pyrene	193-39-5	mg/kg				0.00249 U	--	0.00242 U	0.00257 U
Total cPAHs TEQ (ND = 1/2 MDL)	T-cPAH-1/2U-MDL	mg/kg	0.1			0.00174 U	--	0.0276 J	0.00179 U
Total cPAHs TEQ (ND = 1/2 RDL)	T-cPAH-1/2U	mg/kg	0.1			0.00639 U	--	0.028 J	0.00659 U
<b>PAHs Other</b>									
1-Methylnaphthalene	90-12-0	mg/kg				0.00233 U	--	0.00792 J	0.00241 U
2-Methylnaphthalene	91-57-6	mg/kg				0.00609 U	--	0.0108 J	0.00627 U
Acenaphthene	83-32-9	mg/kg				0.00173 U	--	0.00167 U	0.00178 U
Acenaphthylene	208-96-8	mg/kg				0.00169 U	--	0.00286 J	0.00175 U
Anthracene	120-12-7	mg/kg				0.00174 U	--	0.00221 J	0.00179 U
Benzo(g,h,i)perylene	191-24-2	mg/kg				0.00206 U	--	0.0456	0.00212 U
Fluoranthene	206-44-0	mg/kg				0.00255 U	--	0.0255	0.00263 U
Fluorene	86-73-7	mg/kg				0.00192 U	--	0.00186 U	0.00198 U
Naphthalene	91-20-3	mg/kg	5			0.00617 U	--	0.0870	0.00636 U
Phenanthrene	85-01-8	mg/kg				0.00325 U	--	0.0172	0.00335 U
Pyrene	129-00-0	mg/kg				0.00218 U	--	0.0299	0.00225 U
<b>PCBAro</b>									
Aroclor 1016	12674-11-2	mg/kg				0.0109 U	--	0.0105 U	0.0112 U
Aroclor 1221	11104-28-2	mg/kg				0.0114 U	--	0.0110 U	0.0118 U
Aroclor 1232	11141-16-5	mg/kg				0.0194 U	--	0.0188 U	0.0200 U
Aroclor 1242	53469-21-9	mg/kg				0.0108 U	--	0.247	0.0111 U
Aroclor 1248	12672-29-6	mg/kg				0.0132 U	--	0.0128 U	0.0136 U
Aroclor 1254	11097-69-1	mg/kg				0.0111 U	--	0.0107 U	0.0114 U
Aroclor 1260	11096-82-5	mg/kg				0.0117 U	--	0.0507 J	0.0121 U
Total PCBs (Sum of Aroclors) (ND = 0)	T-PCBs	mg/kg	1			0.0362 U	--	0.298 J	0.0373 U
Total PCBs (Sum of Aroclors) (ND = 0) MDL	T-PCBsMDL	mg/kg	1			0.0194 U	--	0.298 J	0.02 U
<b>VOC BTEX</b>									
Benzene	71-43-2	mg/kg	0.03			0.000895 U	--	0.00577	0.000921 U
Toluene	108-88-3	mg/kg	7			0.00364 U	--	0.0373	0.00374 U
Ethylbenzene	100-41-4	mg/kg	6			0.00125 U	--	0.00651	0.00128 U
Total Xylenes	1330-20-7	mg/kg	9			0.00353 U	--	0.0827	0.00363 U
<b>VOCs</b>									
1,1,1,2-Tetrachloroethane	630-20-6	mg/kg				0.00164 U	--	0.00138 U	0.00169 U
1,1,1-Trichloroethane	71-55-6	mg/kg	2			0.00182 U	--	0.00154 U	0.00188 U
1,1,2,2-Tetrachloroethane	79-34-5	mg/kg				0.00146 U	--	0.00124 U	0.00150 U
1,1,2-Trichloroethane	79-00-5	mg/kg				0.00169 U	--	0.00143 U	0.00174 U
1,1,2-Trichlorotrifluoroethane	76-13-1	mg/kg				0.00354 U	--	0.00299 U	0.00364 U
1,1-Dichloroethane	75-34-3	mg/kg				0.00127 U	--	0.00108 U	0.00131 U
1,1-Dichloroethene	75-35-4	mg/kg				0.00192 U	--	0.00163 U	0.00199 U
1,1-Dichloropropene	563-58-6	mg/kg				0.00174 U	--	0.00147 U	0.00178 U
1,2,3-Trichlorobenzene	87-61-6	mg/kg				0.00881 U	--	0.00745 U	0.00906 U
1,2,3-Trichloropropane	96-18-4	mg/kg				0.00770 U	--	0.00652 U	0.00793 U
1,2,3-Trimethylbenzene	526-73-8	mg/kg				0.00229 U	--	0.0158	0.00235 U
1,2,4-Trichlorobenzene	120-82-1	mg/kg				0.00683 U	--	0.00577 U	0.00702 U
1,2,4-Trimethylbenzene	95-63-6	mg/kg				0.00300 U	--	0.0246	0.00308 U
1,2-Dibromo-3-chloropropane	96-12-8	mg/kg				0.0135 U	--	0.0114 U	0.0139 U
1,2-Dibromoethane (EDB)	106-93-4	mg/kg	0.005			0.00159 U	--	0.00134 U	0.00163 U
1,2-Dichlorobenzene	95-50-1	mg/kg				0.00197 U	--	0.00166 U	0.00202 U
1,2-Dichloroethane (EDC)	107-06-2	mg/kg				0.00184 U	--	0.00156 U	0.00189 U
1,2-Dichloropropane	78-87-5	mg/kg				0.00242 U	--	0.00205 U	0.00248 U
1,3,5-Trimethylbenzene	108-67-8	mg/kg				0.00287 U	--	0.00593	0.00296 U
1,3-Dichlorobenzene	541-73-1	mg/kg				0.00208 U	--	0.00176 U	0.00214 U
1,3-Dichloropropane	142-28-9	mg/kg				0.00204 U	--	0.00173 U	0.00210 U
1,4-Dichlorobenzene	106-46-7	mg/kg				0.00220 U	--	0.00186 U	0.00227 U
2,2-Dichloropropane	594-20-7	mg/kg				0.00254 U	--	0.00215 U	0.00262 U
2-Butanone	78-93-3	mg/kg				0.112 U	--	0.0945 U	0.115 U
2-Chlorotoluene	95-49-8	mg/kg				0.00162 U	--	0.00137 U	0.00168 U
4-Chlorotoluene	106-43-4	mg/kg				0.00193 U	--	0.00164 U	0.00200 U
4-Methyl-2-pentanone	108-10-1	mg/kg				0.0125 U	--	0.0106 U	0.0128 U
Acetone	67-64-1	mg/kg				0.0878 U	--	0.0743 U	0.138 J
Acrylonitrile	107-13-1	mg/kg				0.0101 U	--	0.00855 U	0.0104 U
Bromobenzene	108-86-1	mg/kg				0.00491 U	--	0.00415 U	0.00505 U
Bromodichloromethane	75-27-4	mg/kg				0.00147 U	--	0.00125 U	0.00152 U
Bromoform	75-25-2	mg/kg				0.0125 U	--	0.0106 U	0.0128 U
Bromomethane	74-83-9	mg/kg				0.0127 U	--	0.0108 U	0.0131 U
Carbon Tetrachloride	56-23-5	mg/kg				0.00379 U	--	0.00321 U	0.00390 U
Chlorobenzene	108-90-7	mg/kg				0.00108 U	--	0.000914 U	0.00111 U
Chloroethane	75-00-3	mg/kg				0.00716 U	--	0.00606 U	0.00737 U
Chloroform	67-66-3	mg/kg				0.00204 U	--	0.00173 U	0.00210 U
Chloromethane	74-87-3	mg/kg				0.0107 U	--	0.00906 U	0.0110 U
cis-1,2-Dichloroethene (cDCE)	156-59-2	mg/kg				0.00162 U	--	0.00137 U	0.00168 U
cis-1,3-Dichloropropene	10061-01-5	mg/kg				0.00133 U	--	0.00112 U	0.00136 U
Dibromochloromethane	124-48-1	mg/kg				0.00202 U	--	0.00172 U	0.00208 U
Dibromomethane	74-95-3	mg/kg				0.00224 U	--	0.00190 U	0.00231 U
Dichlorodifluoromethane	75-71-8	mg/kg				0.00548 U	--	0.00463 U	0.00563 U
Diisopropyl ether (DIPE)	108-20-3	mg/kg				0.000968 U	--	0.000819 U	0.000996 U
Hexachlorobutadiene	87-68-3	mg/kg				0.0132 U	--	0.0111 U	0.0136 U
Isopropylbenzene	98-82-8	mg/kg				0.00127 U	--	0.00240 J	0.00131 U
Methyl tert-butyl ether (MTBE)	1634-04-4	mg/kg	0.1			0.000974 U	--	0.000824 U	0.00100 U
Methylene Chloride	75-09-2	mg/kg	0.02			0.0138 U	--	0.0117 U	0.0143 U
n-Butylbenzene	104-51-8	mg/kg				0.00787 U	--	0.00666 U	0.00809 U
n-Propylbenzene	103-65-1	mg/kg				0.00213 U	--	0.00234 J	0.00219 U
p-Isopropyltoluene	99-87-6	mg/kg				0.00269 U	--	0.00300 J	0.00276 U
sec-Butylbenzene	135-98-8	mg/kg				0.00482 U	--	0.00408 U	0.00496 U
Styrene	100-42-5	mg/kg				0.00560 U	--	0.00474 U	0.00576 U
tert-Butylbenzene	98-06-6	mg/kg				0.00238 U	--	0.00201 U	0.00245 U
Tetrachloroethene (PCE)	127-18-4	mg/kg	0.05			0.00191 U	--	0.00162 U	0.00197 U
trans-1,2-Dichloroethene	156-60-5	mg/kg				0.00130 U	--	0.00111 U	0.00134 U
trans-1,3-Dichloropropene	10061-02-6	mg/kg				0.00133 U	--	0.00112 U	0.00136 U
Trichloroethene (TCE)	79-01-6	mg/kg	0.03			0.00112 U	--	0.000949 U	0.00115 U
Trichlorofluoromethane	75-69-4	mg/kg		</					

**Table 1. Soil Analytical Results  
Stormwater Management North Star Casteel  
Vancouver, Washington**

Exploration Identification						SB-05		SB-06	
						07/31/2025 SB-05-2.75 2.75 ft	07/31/2025 SB-05-9.25 9.25 ft	07/31/2025 SB-06-2.25 2.25 ft	07/31/2025 SB-06-8.25 8.25 ft
Analyte	CAS n	Unit	MTCA A SOIL	MTCA B SOIL	DEFAULT BACKGROUND				
<b>1. TPHs</b>									
Gasoline Range Organics	TPH-GRO	mg/kg	30			1.74 UJ	1.69 U	1.58 U	1.66 U
Diesel Range Organics	TPH-DRO	mg/kg	2000			187	1.42 U	54.4 J	1.44 U
Motor Oil Range Organics	TPH-ORO	mg/kg	2000			1270	3.71 J	478	3.60 U
Diesel and Oil Extended Range Organics (ND=0)	TPH-EXT	mg/kg	2000			1460	3.71 J	532 J	10.8 U
Diesel and Oil Extended Range Organics (ND=0) MDL	TPH-EXT MDL	mg/kg	2000			1460	3.71 J	532 J	3.6 U
<b>Conventional</b>									
Total Solids	TS	%				93.4	93.8	94.7	92.4
<b>Metals</b>									
Antimony	7440-36-0	mg/kg		32		1.07 J	0.177 U	0.659 J	0.180 U
Arsenic	7440-38-2	mg/kg	20		6	3.33	1.45	3.03	1.15
Beryllium	7440-41-7	mg/kg		160		0.469 J	0.404 J	0.430 J	0.411 J
Cadmium	7440-43-9	mg/kg	2		1	0.542 J	0.0911 U	1.05 J	0.0925 U
Chromium	7440-47-3	mg/kg	2000		27	17.9	13.1	13.1	15.3
Copper	7440-50-8	mg/kg		3200	34	57.9	25.1	57.8	25.8
Lead	7439-92-1	mg/kg	250		17	221	3.11	153	3.66
Manganese	7439-96-5	mg/kg		3700	1500	547	462	480	395
Mercury	7439-97-6	mg/kg	2			0.0503	0.0220 U	0.0396 J	0.0223 U
Nickel	7440-02-0	mg/kg		1600	21	20.8	16.7	17.7	20.6
Selenium	7782-49-2	mg/kg		400		0.316 J	0.306 J	0.370 J	0.271 J
Silver	7440-22-4	mg/kg		400		0.395 J	0.0922 U	0.100 J	0.0936 U
Titanium	7440-32-6	mg/kg				3500	3770	4080	4430
Zinc	7440-66-6	mg/kg		24000	79	207	61.7	776	61.6
<b>Other SVOCs</b>									
2-Chloronaphthalene	91-58-7	mg/kg				0.00138 U	0.00138 U	0.00136 U	0.00140 U
<b>PAHs_cPAH</b>									
Benz(a)anthracene	56-55-3	mg/kg				0.0111	0.00213 U	0.0124	0.00216 U
Benzo(a)pyrene	50-32-8	mg/kg	0.1			0.0143	0.00174 U	0.0136	0.00176 U
Benzo(b)fluoranthene	205-99-2	mg/kg				0.0193	0.00293 U	0.0243	0.00298 U
Benzo(k)fluoranthene	207-08-9	mg/kg				0.00385 J	0.00227 U	0.00225 U	0.00231 U
Chrysene	218-01-9	mg/kg				0.0214	0.00220 U	0.0192	0.00223 U
Dibenzo(a,h)anthracene	53-70-3	mg/kg				0.00742	0.00214 U	0.00371 J	0.00218 U
Indeno(1,2,3-cd)pyrene	193-39-5	mg/kg				0.0124	0.00249 U	0.0136	0.00253 U
Total cPAHs TEQ (ND = 1/2 MDL)	T-cPAH-1/2U-MDL	mg/kg	0.1			0.0199 J	0.00174 U	0.0193 J	0.00176 U
Total cPAHs TEQ (ND = 1/2 RDL)	T-cPAH-1/2U	mg/kg	0.1			0.0199 J	0.0064 U	0.0195 J	0.00649 U
<b>PAHs_Other</b>									
1-Methylnaphthalene	90-12-0	mg/kg				0.00751 J	0.00233 U	0.00772 J	0.00237 U
2-Methylnaphthalene	91-57-6	mg/kg				0.00890 J	0.00609 U	0.0110 J	0.00618 U
Acenaphthene	83-32-9	mg/kg				0.00173 U	0.00173 U	0.00171 U	0.00175 U
Acenaphthylene	208-96-8	mg/kg				0.00191 J	0.00169 U	0.00288 J	0.00172 U
Anthracene	120-12-7	mg/kg				0.00175 U	0.00174 U	0.00244 J	0.00176 U
Benzo(g,h,i)perylene	191-24-2	mg/kg				0.0297	0.00206 U	0.00204 U	0.00209 U
Fluoranthene	206-44-0	mg/kg				0.0109	0.00255 U	0.0220	0.00259 U
Fluorene	86-73-7	mg/kg				0.00193 U	0.00192 U	0.00190 U	0.00195 U
Naphthalene	91-20-3	mg/kg	5			0.0184	0.00617 U	0.0408	0.00627 U
Phenanthrene	85-01-8	mg/kg				0.0148	0.00325 U	0.0184	0.00330 U
Pyrene	129-00-0	mg/kg				0.0168	0.00219 U	0.0261	0.00222 U
<b>PCBAro</b>									
Aroclor 1016	12674-11-2	mg/kg				0.0109 U	0.0109 U	0.0108 U	0.0110 U
Aroclor 1221	11104-28-2	mg/kg				0.0115 U	0.0114 U	0.0113 U	0.0116 U
Aroclor 1232	11141-16-5	mg/kg				0.0195 U	0.0194 U	0.0192 U	0.0197 U
Aroclor 1242	53469-21-9	mg/kg				0.0108 U	0.0108 U	0.0107 U	0.0109 U
Aroclor 1248	12672-29-6	mg/kg				0.0133 U	0.0132 U	0.0131 U	0.0134 U
Aroclor 1254	11097-69-1	mg/kg				0.0111 U	0.0111 U	0.0110 U	0.0113 U
Aroclor 1260	11096-82-5	mg/kg				0.0118 U	0.0117 U	0.0116 U	0.0119 U
Total PCBs (Sum of Aroclors) (ND = 0)	T-PCBs	mg/kg	1			0.0364 U	0.0362 U	0.0359 U	0.0368 U
Total PCBs (Sum of Aroclors) (ND = 0) MDL	T-PCBsMDL	mg/kg	1			0.0195 U	0.0194 U	0.0192 U	0.0197 U
<b>VOC_BTEX</b>									
Benzene	71-43-2	mg/kg	0.03			0.00100 J	0.000851 U	0.000797 U	0.000920 U
Toluene	108-88-3	mg/kg	7			0.0109	0.00345 U	0.00365 J	0.00375 U
Ethylbenzene	100-41-4	mg/kg	6			0.0173	0.00118 U	0.00111 U	0.00128 U
Total Xylenes	1330-20-7	mg/kg	9			0.133	0.00335 U	0.00988	0.00363 U
<b>VOCs</b>									
1,1,1,2-Tetrachloroethane	630-20-6	mg/kg				0.00168 U	0.00156 U	0.00146 U	0.00169 U
1,1,1-Trichloroethane	71-55-6	mg/kg	2			0.00187 U	0.00174 U	0.00163 U	0.00187 U
1,1,2,2-Tetrachloroethane	79-34-5	mg/kg				0.00150 U	0.00139 U	0.00130 U	0.00150 U
1,1,2-Trichloroethane	79-00-5	mg/kg				0.00173 U	0.00160 U	0.00150 U	0.00173 U
1,1,2-Trichlorotrifluoroethane	76-13-1	mg/kg				0.00362 U	0.00336 U	0.00315 U	0.00364 U
1,1-Dichloroethane	75-34-3	mg/kg				0.00130 U	0.00121 U	0.00113 U	0.00131 U
1,1-Dichloroethene	75-35-4	mg/kg				0.00197 U	0.00183 U	0.00172 U	0.00198 U
1,1-Dichloropropene	563-58-6	mg/kg				0.00178 U	0.00165 U	0.00155 U	0.00179 U
1,2,3-Trichlorobenzene	87-61-6	mg/kg				0.00903 U	0.00836 U	0.00784 U	0.00905 U
1,2,3-Trichloropropane	96-18-4	mg/kg				0.00791 U	0.00732 U	0.00686 U	0.00792 U
1,2,3-Trimethylbenzene	526-73-8	mg/kg				0.00836	0.00218 U	0.00442 J	0.00236 U
1,2,4-Trichlorobenzene	120-82-1	mg/kg				0.00700 U	0.00649 U	0.00608 U	0.00702 U
1,2,4-Trimethylbenzene	95-63-6	mg/kg				0.0121	0.00284 U	0.00617	0.00309 U
1,2-Dibromo-3-chloropropane	96-12-8	mg/kg				0.0138 U	0.0127 U	0.0120 U	0.0139 U
1,2-Dibromoethane (EDB)	106-93-4	mg/kg	0.005			0.00163 U	0.00151 U	0.00141 U	0.00163 U
1,2-Dichlorobenzene	95-50-1	mg/kg				0.00202 U	0.00186 U	0.00175 U	0.00202 U
1,2-Dichloroethane (EDC)	107-06-2	mg/kg				0.00188 U	0.00175 U	0.00164 U	0.00190 U
1,2-Dichloropropane	78-87-5	mg/kg				0.00248 U	0.00230 U	0.00215 U	0.00249 U
1,3,5-Trimethylbenzene	108-67-8	mg/kg				0.00295 U	0.00273 U	0.00256 U	0.00295 U
1,3-Dichlorobenzene	541-73-1	mg/kg				0.00213 U	0.00197 U	0.00185 U	0.00214 U
1,3-Dichloropropane	142-28-9	mg/kg				0.00210 U	0.00194 U	0.00182 U	0.00209 U
1,4-Dichlorobenzene	106-46-7	mg/kg				0.00227 U	0.00210 U	0.00196 U	0.00227 U
2,2-Dichloropropane	594-20-7	mg/kg				0.00261 U	0.00241 U	0.00226 U	0.00261 U
2-Butanone	78-93-3	mg/kg				0.114 U	0.106 U	0.0994 U	0.115 U
2-Chlorotoluene	95-49-8	mg/kg				0.00167 U	0.00155 U	0.00145 U	0.00166 U
4-Chlorotoluene	106-43-4	mg/kg				0.00199 U	0.00184 U	0.00173 U	0.00199 U
4-Methyl-2-pentanone	108-10-1	mg/kg				0.0128 U	0.0118 U	0.0111 U	0.0128 U
Acetone	67-64-1	mg/kg				0.0901 U	0.0834 U	0.0781 U	0.0903 U
Acrylonitrile	107-13-1	mg/kg				0.0104 U	0.00960 U	0.00900 U	0.0104 U
Bromobenzene	108-86-1	mg/kg				0.00504 U	0.00466 U	0.00437 U	0.00505 U
Bromodichloromethane	75-27-4	mg/kg				0.00151 U	0.00140 U	0.00131 U	0.00151 U
Bromoform	75-25-2	mg/kg				0.0128 U	0.0118 U	0.0111 U	0.0128 U
Bromomethane	74-83-9	mg/kg				0.0130 U	0.0121 U	0.0113 U	0.0131 U
Carbon Tetrachloride	56-23-5	mg/kg				0.00389 U	0.00360 U	0.00337 U	0.00390 U
Chlorobenzene	108-90-7	mg/kg				0.00111 U	0.00103 U	0.000962 U	0.00111 U
Chloroethane	75-00-3	mg/kg				0.00735 UJ	0.00680 UJ	0.00638 UJ	0.00736 UJ
Chloroform	67-66-3	mg/kg				0.00210 U	0.00194 U	0.00182 U	0.00209 U
Chloromethane	74-87-3	mg/kg				0.0110 U	0.0102 U	0.00953 U	0.0110 U
cis-1,2-Dichloroethene (cDCE)	156-59-2	mg/kg				0.00167 U	0.00155 U	0.00145 U	0.00166 U
cis-1,3-Dichloropropene	10061-01-5	mg/kg				0.00136 U	0.00125 U	0.00118 U	0.00136 U
Dibromochloromethane	124-48-1	mg/kg				0.00208 U	0.00193 U	0.00180 U	0.00208 U
Dibromomethane	74-95-3	mg/kg				0.00230 U	0.00213 U	0.00200 U	0.00230 U
Dichlorodifluoromethane	75-71-8	mg/kg				0.00562 U	0.00520 U	0.00488 U	0.00563 U
Diisopropyl ether (DIPE)	108-20-3	mg/kg				0.000993 U	0.000919 U	0.000862 U	0.000995 U
Hexachlorobutadiene	87-68-3	mg/kg				0.0135 U	0.0125 U	0.0117 U	0.0135 U
Isopropylbenzene	98-82-8	mg/kg				0.00161 J	0.00121 U	0.00113 U	0.00131 U
Methyl tert-butyl ether (MTBE)	1634-04-4	mg/kg	0.1			0.000998 U	0.000924 U	0.000867 U	0.00100 U
Methylene Chloride	75-09-2	mg/kg	0.02			0.0142 U	0.0132 U	0.0123 U	0.0142 U
n-Butylbenzene	104-51-8	mg/kg				0.00808 U	0.00748 U	0.00701 U	0.00809 U
n-Propylbenzene	103-65-1	mg/kg				0.00219 U	0.00202 U	0.00189 U	0.00218 U
p-Isopropyltoluene	99-87-6	mg/kg				0.00365 J	0.00255 U	0.00239 U	0.00276 U
sec-Butylbenzene	135-98-8	mg/kg				0.00495 U	0.00458 U	0.00429 U	0.00496 U
Styrene	100-42-5	mg/kg				0.00574 U	0.00532 U	0.004	

**Table 1. Soil Analytical Results**  
**Stormwater Management North Star Casteel**  
**Vancouver, Washington**

Exploration Identification						SB-07	
						07/31/2025 SB-07-2.75 2.75 ft	07/31/2025 SB-07-9.25 9.25 ft
Analyte	CAS n	Unit	MTCA A SOIL	MTCA B SOIL	DEFAULT BACKGROUND		
<b>1 TPHs</b>							
Gasoline Range Organics	TPH-GRO	mg/kg	30			1.58 U	1.69 U
Diesel Range Organics	TPH-DRO	mg/kg	2000			7.53	1.44 U
Motor Oil Range Organics	TPH-ORO	mg/kg	2000			39.1	3.60 U
Diesel and Oil Extended Range Organics (ND=0)	TPH-EXT	mg/kg	2000			46.6	10.8 U
Diesel and Oil Extended Range Organics (ND=0) MDL	TPH-EXT MDL	mg/kg	2000			46.6	3.6 U
<b>Conventionals</b>							
Total Solids	TS	%				92.5	92.5
<b>Metals</b>							
Antimony	7440-36-0	mg/kg		32		0.424 J	0.179 U
Arsenic	7440-38-2	mg/kg	20		6	2.39	1.34
Beryllium	7440-41-7	mg/kg		160		0.465 J	0.327 J
Cadmium	7440-43-9	mg/kg	2		1	0.356 J	0.0924 U
Chromium	7440-47-3	mg/kg	2000		27	13.1	10.7
Copper	7440-50-8	mg/kg		3200	34	35.1	24.9
Lead	7439-92-1	mg/kg	250		17	46.6	2.38
Manganese	7439-96-5	mg/kg		3700	1500	479	362
Mercury	7439-97-6	mg/kg	2			0.0390 J	0.0223 U
Nickel	7440-02-0	mg/kg		1600	21	16.8	23.1
Selenium	7782-49-2	mg/kg		400		0.397 J	0.232 J
Silver	7440-22-4	mg/kg		400		0.0935 U	0.0935 U
Titanium	7440-32-6	mg/kg				4190	3180
Zinc	7440-66-6	mg/kg		24000	79	172	53.5
<b>Other SVOCs</b>							
2-Chloronaphthalene	91-58-7	mg/kg				0.00139 U	0.00139 U
<b>PAHs cPAH</b>							
Benz(a)anthracene	56-55-3	mg/kg				0.0180	0.00216 U
Benzo(a)pyrene	50-32-8	mg/kg	0.1			0.0195	0.00176 U
Benzo(b)fluoranthene	205-99-2	mg/kg				0.0243	0.00297 U
Benzo(k)fluoranthene	207-08-9	mg/kg				0.00230 U	0.00230 U
Chrysene	218-01-9	mg/kg				0.0184	0.00223 U
Dibenzo(a,h)anthracene	53-70-3	mg/kg				0.00309 J	0.00217 U
Indeno(1,2,3-cd)pyrene	193-39-5	mg/kg				0.0135	0.00253 U
Total cPAHs TEQ (ND = 1/2 MDL)	T-cPAH-1/2U-MDL	mg/kg	0.1			0.0257 J	0.00176 U
Total cPAHs TEQ (ND = 1/2 RDL)	T-cPAH-1/2U	mg/kg	0.1			0.0259 J	0.00648 U
<b>PAHs Other</b>							
1-Methylnaphthalene	90-12-0	mg/kg				0.00411 J	0.00237 U
2-Methylnaphthalene	91-57-6	mg/kg				0.00617 U	0.00617 U
Acenaphthene	83-32-9	mg/kg				0.00175 U	0.00175 U
Acenaphthylene	208-96-8	mg/kg				0.00358 J	0.00172 U
Anthracene	120-12-7	mg/kg				0.00265 J	0.00176 U
Benzo(g,h,i)perylene	191-24-2	mg/kg				0.0180	0.00209 U
Fluoranthene	206-44-0	mg/kg				0.0298	0.00258 U
Fluorene	86-73-7	mg/kg				0.00195 U	0.00195 U
Naphthalene	91-20-3	mg/kg	5			0.0168	0.00626 U
Phenanthrene	85-01-8	mg/kg				0.0151	0.00330 U
Pyrene	129-00-0	mg/kg				0.0456	0.00222 U
<b>PCBAro</b>							
Aroclor 1016	12674-11-2	mg/kg				0.0110 U	0.0110 U
Aroclor 1221	11104-28-2	mg/kg				0.0116 U	0.0116 U
Aroclor 1232	11141-16-5	mg/kg				0.0197 U	0.0197 U
Aroclor 1242	53469-21-9	mg/kg				0.0109 U	0.0109 U
Aroclor 1248	12672-29-6	mg/kg				0.0134 U	0.0134 U
Aroclor 1254	11097-69-1	mg/kg				0.0112 U	0.0112 U
Aroclor 1260	11096-82-5	mg/kg				0.0119 U	0.0119 U
Total PCBs (Sum of Aroclors) (ND = 0)	T-PCBs	mg/kg	1			0.0367 U	0.0367 U
Total PCBs (Sum of Aroclors) (ND = 0) MDL	T-PCBsMDL	mg/kg	1			0.0197 U	0.0197 U
<b>VOC BTEX</b>							
Benzene	71-43-2	mg/kg	0.03			0.00174	0.000879 U
Toluene	108-88-3	mg/kg	7			0.00430 J	0.00357 U
Ethylbenzene	100-41-4	mg/kg	6			0.00115 J	0.00123 U
Total Xylenes	1330-20-7	mg/kg	9			0.0161	0.00347 U
<b>VOCs</b>							
1,1,1,2-Tetrachloroethane	630-20-6	mg/kg				0.00152 U	0.00161 U
1,1,1-Trichloroethane	71-55-6	mg/kg	2			0.00217 J	0.00179 U
1,1,2,2-Tetrachloroethane	79-34-5	mg/kg				0.00135 U	0.00143 U
1,1,2-Trichloroethane	79-00-5	mg/kg				0.00156 U	0.00165 U
1,1,2-Trichlorotrifluoroethane	76-13-1	mg/kg				0.00328 U	0.00348 U
1,1-Dichloroethane	75-34-3	mg/kg				0.00118 U	0.00125 U
1,1-Dichloroethene	75-35-4	mg/kg				0.00179 U	0.00190 U
1,1-Dichloropropene	563-58-6	mg/kg				0.00161 U	0.00171 U
1,2,3-Trichlorobenzene	87-61-6	mg/kg				0.00816 U	0.00864 U
1,2,3-Trichloropropane	96-18-4	mg/kg				0.00715 U	0.00757 U
1,2,3-Trimethylbenzene	526-73-8	mg/kg				0.0107	0.00225 U
1,2,4-Trichlorobenzene	120-82-1	mg/kg				0.00633 U	0.00670 U
1,2,4-Trimethylbenzene	95-63-6	mg/kg				0.0126	0.00295 U
1,2-Dibromo-3-chloropropane	96-12-8	mg/kg				0.0125 U	0.0132 U
1,2-Dibromoethane (EDB)	106-93-4	mg/kg	0.005			0.00147 U	0.00156 U
1,2-Dichlorobenzene	95-50-1	mg/kg				0.00182 U	0.00193 U
1,2-Dichloroethane (EDC)	107-06-2	mg/kg				0.00170 U	0.00180 U
1,2-Dichloropropane	78-87-5	mg/kg				0.00224 U	0.00237 U
1,3,5-Trimethylbenzene	108-67-8	mg/kg				0.00360 J	0.00282 U
1,3-Dichlorobenzene	541-73-1	mg/kg				0.00193 U	0.00205 U
1,3-Dichloropropane	142-28-9	mg/kg				0.00189 U	0.00200 U
1,4-Dichlorobenzene	106-46-7	mg/kg				0.00204 U	0.00216 U
2,2-Dichloropropane	594-20-7	mg/kg				0.00236 U	0.00250 U
2-Butanone	78-93-3	mg/kg				0.104 U	0.110 U
2-Chlorotoluene	95-49-8	mg/kg				0.00151 U	0.00159 U
4-Chlorotoluene	106-43-4	mg/kg				0.00180 U	0.00191 U
4-Methyl-2-pentanone	108-10-1	mg/kg				0.0116 U	0.0123 U
Acetone	67-64-1	mg/kg				0.0814 U	0.0862 U
Acrylonitrile	107-13-1	mg/kg				0.00938 U	0.00993 U
Bromobenzene	108-86-1	mg/kg				0.00455 U	0.00482 U
Bromodichloromethane	75-27-4	mg/kg				0.00137 U	0.00144 U
Bromoform	75-25-2	mg/kg				0.0116 U	0.0123 U
Bromomethane	74-83-9	mg/kg				0.0118 U	0.0125 U
Carbon Tetrachloride	56-23-5	mg/kg				0.00351 U	0.00372 U
Chlorobenzene	108-90-7	mg/kg				0.00100 U	0.00106 U
Chloroethane	75-00-3	mg/kg				0.00664 U	0.00704 U
Chloroform	67-66-3	mg/kg				0.00189 U	0.00200 U
Chloromethane	74-87-3	mg/kg				0.00993 U	0.0105 U
cis-1,2-Dichloroethane (cDCE)	156-59-2	mg/kg				0.00151 U	0.00159 U
cis-1,3-Dichloropropene	10061-01-5	mg/kg				0.00123 U	0.00129 U
Dibromochloromethane	124-48-1	mg/kg				0.00188 U	0.00199 U
Dibromomethane	74-95-3	mg/kg				0.00208 U	0.00220 U
Dichlorodifluoromethane	75-71-8	mg/kg				0.00508 U	0.00537 U
Diisopropyl ether (DIPE)	108-20-3	mg/kg				0.000898 U	0.000951 U
Hexachlorobutadiene	87-68-3	mg/kg				0.0121 U	0.0129 U
Isopropylbenzene	98-82-8	mg/kg				0.00159 J	0.00125 U
Methyl tert-butyl ether (MTBE)	1634-04-4	mg/kg	0.1			0.000903 U	0.000956 U
Methylene Chloride	75-09-2	mg/kg	0.02			0.0128 U	0.0136 U
n-Butylbenzene	104-51-8	mg/kg				0.00730 U	0.00773 U
n-Propylbenzene	103-65-1	mg/kg				0.00197 U	0.00209 U
p-Isopropyltoluene	99-87-6	mg/kg				0.00465 J	0.00263 U
sec-Butylbenzene	135-98-8	mg/kg				0.00447 U	0.00474 U
Styrene	100-42-5	mg/kg				0.00520 U	0.00550 U
tert-Butylbenzene	98-06-6	mg/kg				0.00221 U	0.00233 U
Tetrachloroethene (PCE)	127-18-4	mg/kg	0.05			0.0262	0.00188 U
trans-1,2-Dichloroethene	156-60-5	mg/kg				0.00121 U	0.00128 U
trans-1,3-Dichloropropene	10061-02-6	mg/kg				0.00123 U	0.00129 U
Trichloroethene (TCE)	79-01-6	mg/kg	0.03			0.00932	0.00110 U
Trichlorofluoromethane	75-69-4	mg/kg				0.00305 U	0.00322 U
Vinyl Chloride	75-01-4	mg/kg				0.00235 U	0.00248 U

**Bold** - detected  
Blue Shaded - Detected result exceeded screening level  
U - Analyte not detected at or above limit shown  
J - Result value estimated  
UJ - Analyte not detected and the Limit is an estimate  
TEQ - Toxic Equivalence Quotient (Calculated sum of)  
cPAHs = carcinogenic polycyclic aromatic hydrocarbons  
"- " - indicates results not available  
mg/kg = milligrams per kilogram  
Calculated value rounded to 3 significant figures  
MTCA Minimum screening level of carcinogenic or non-carcinogenic levels.  
ND = non-detect  
ND = 1/2 RDL - calculated using 1/2 the reporting limit for non-detected components  
ND = 0 RDL - calculated using 0 for non-detected components  
MDL - Detection Limit (Limit at which lab can correctly identify a detection 95% of the time). This lab reported results to the MDL in most cases.

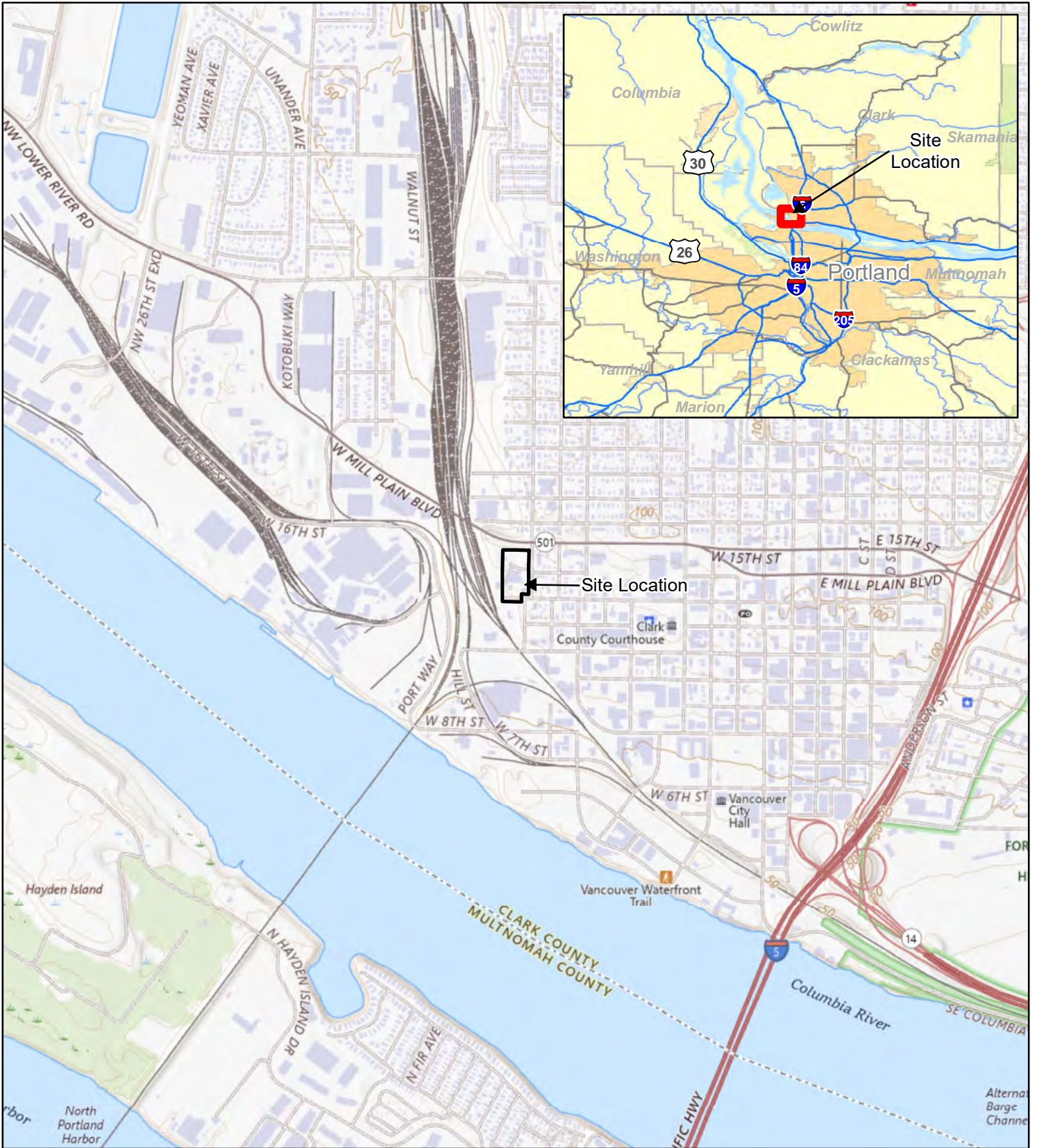
**Table 1. Soil Analytical Results**  
**Stormwater Management North Star Casteel**  
**Vancouver, Washington**

Exploration Identification						SB-08		
						07/31/2025 SB-08-9.25 9.25 ft	07/31/2025 SB-08-14.25 14.25 ft	07/31/2025 SB-08-19.25 19.25 ft
Analyte	CAS rn	Unit	MTCA A SOIL	MTCA B SOIL	DEFAULT BACKGROUND			
<b>1 TPHs</b>								
Gasoline Range Organics	TPH-GRO	mg/kg	30			1.63 U	1.70 U	--
Diesel Range Organics	TPH-DRO	mg/kg	2000			1.47 U	1.45 U	--
Motor Oil Range Organics	TPH-ORO	mg/kg	2000			3.67 U	3.63 U	--
Diesel and Oil Extended Range Organics (ND=0)	TPH-EXT	mg/kg	2000			11 U	10.9 U	--
Diesel and Oil Extended Range Organics (ND=0) MDL	TPH-EXT MDL	mg/kg	2000			3.67 U	3.63 U	--
<b>Conventionals</b>								
Total Solids	TS	%				90.7	91.8	93.6
<b>Metals</b>								
Antimony	7440-36-0	mg/kg		32		0.183 U	0.181 U	0.177 U
Arsenic	7440-38-2	mg/kg	20		6	1.92	1.73	1.08
Beryllium	7440-41-7	mg/kg		160		0.403 J	0.449 J	0.391 J
Cadmium	7440-43-9	mg/kg	2		1	0.0942 U	0.0931 U	0.0995 J
Chromium	7440-47-3	mg/kg	2000		27	12.3	13.2	7.55
Copper	7440-50-8	mg/kg		3200	34	27.9	33.4	25.3
Lead	7439-92-1	mg/kg	250		17	3.11	3.58	3.31
Manganese	7439-96-5	mg/kg		3700	1500	391	481	360
Mercury	7439-97-6	mg/kg	2			0.0227 U	0.0224 U	0.0220 U
Nickel	7440-02-0	mg/kg		1600	21	27.9	18.5	10.6
Selenium	7782-49-2	mg/kg		400		0.352 J	0.283 J	0.403 J
Silver	7440-22-4	mg/kg		400		0.0953 U	0.0942 U	0.0924 U
Titanium	7440-32-6	mg/kg				4130	4450	3270
Zinc	7440-66-6	mg/kg		24000	79	62.4	76.6	55.3
<b>Other SVOCs</b>								
2-Chloronaphthalene	91-58-7	mg/kg				0.00142 U	0.00140 U	--
<b>PAHs cPAH</b>								
Benz(a)anthracene	56-55-3	mg/kg				0.00220 U	0.00218 U	--
Benzo(a)pyrene	50-32-8	mg/kg	0.1			0.00180 U	0.00177 U	--
Benzo(b)fluoranthene	205-99-2	mg/kg				0.00303 U	0.00299 U	--
Benzo(k)fluoranthene	207-08-9	mg/kg				0.00235 U	0.00232 U	--
Chrysene	218-01-9	mg/kg				0.00227 U	0.00224 U	--
Dibenzo(a,h)anthracene	53-70-3	mg/kg				0.00222 U	0.00219 U	--
Indeno(1,2,3-cd)pyrene	193-39-5	mg/kg				0.00258 U	0.00255 U	--
Total cPAHs TEQ (ND = 1/2 MDL)	T-cPAH-1/2U-MDL	mg/kg	0.1			0.0018 U	0.00177 U	--
Total cPAHs TEQ (ND = 1/2 RDL)	T-cPAH-1/2U	mg/kg	0.1			0.00661 U	0.00653 U	--
<b>PAHs Other</b>								
1-Methylnaphthalene	90-12-0	mg/kg				0.00241 U	0.00238 U	--
2-Methylnaphthalene	91-57-6	mg/kg				0.00629 U	0.00622 U	--
Acenaphthene	83-32-9	mg/kg				0.00179 U	0.00176 U	--
Acenaphthylene	208-96-8	mg/kg				0.00175 U	0.00173 U	--
Anthracene	120-12-7	mg/kg				0.00180 U	0.00177 U	--
Benzo(g,h,i)perylene	191-24-2	mg/kg				0.00213 U	0.00210 U	--
Fluoranthene	206-44-0	mg/kg				0.00263 U	0.00260 U	--
Fluorene	86-73-7	mg/kg				0.00198 U	0.00196 U	--
Naphthalene	91-20-3	mg/kg	5			0.00638 U	0.00630 U	--
Phenanthrene	85-01-8	mg/kg				0.00336 U	0.00332 U	--
Pyrene	129-00-0	mg/kg				0.00226 U	0.00223 U	--
<b>PCBAro</b>								
Aroclor 1016	12674-11-2	mg/kg				0.0112 U	0.0111 U	--
Aroclor 1221	11104-28-2	mg/kg				0.0118 U	0.0117 U	--
Aroclor 1232	11141-16-5	mg/kg				0.0201 U	0.0198 U	--
Aroclor 1242	53469-21-9	mg/kg				0.0111 U	0.0110 U	--
Aroclor 1248	12672-29-6	mg/kg				0.0137 U	0.0135 U	--
Aroclor 1254	11097-69-1	mg/kg				0.0115 U	0.0113 U	--
Aroclor 1260	11096-82-5	mg/kg				0.0121 U	0.0120 U	--
Total PCBs (Sum of Aroclors) (ND = 0)	T-PCBs	mg/kg	1			0.0375 U	0.037 U	--
Total PCBs (Sum of Aroclors) (ND = 0) MDL	T-PCBsMDL	mg/kg	1			0.0201 U	0.0198 U	--
<b>VOC BTEX</b>								
Benzene	71-43-2	mg/kg	0.03			0.000888 U	0.000868 U	--
Toluene	108-88-3	mg/kg	7			0.00362 U	0.00354 U	--
Ethylbenzene	100-41-4	mg/kg	6			0.00124 U	0.00121 U	--
Total Xylenes	1330-20-7	mg/kg	9			0.00350 U	0.00342 U	--
<b>VOCs</b>								
1,1,1,2-Tetrachloroethane	630-20-6	mg/kg				0.00162 U	0.00159 U	--
1,1,1-Trichloroethane	71-55-6	mg/kg	2			0.00181 U	0.00177 U	--
1,1,2,2-Tetrachloroethane	79-34-5	mg/kg				0.00145 U	0.00142 U	--
1,1,2-Trichloroethane	79-00-5	mg/kg				0.00167 U	0.00163 U	--
1,1,2-Trichlorotrifluoroethane	76-13-1	mg/kg				0.00351 U	0.00343 U	--
1,1-Dichloroethane	75-34-3	mg/kg				0.00126 U	0.00123 U	--
1,1-Dichloroethene	75-35-4	mg/kg				0.00191 U	0.00187 U	--
1,1-Dichloropropene	563-58-6	mg/kg				0.00173 U	0.00169 U	--
1,2,3-Trichlorobenzene	87-61-6	mg/kg				0.00873 U	0.00854 U	--
1,2,3-Trichloropropane	96-18-4	mg/kg				0.00764 U	0.00747 U	--
1,2,3-Trimethylbenzene	526-73-8	mg/kg				0.00227 U	0.00222 U	--
1,2,4-Trichlorobenzene	120-82-1	mg/kg				0.00677 U	0.00662 U	--
1,2,4-Trimethylbenzene	95-63-6	mg/kg				0.00298 U	0.00291 U	--
1,2-Dibromo-3-chloropropane	96-12-8	mg/kg				0.0133 U	0.0130 U	--
1,2-Dibromoethane (EDB)	106-93-4	mg/kg	0.005			0.00157 U	0.00154 U	--
1,2-Dichlorobenzene	95-50-1	mg/kg				0.00195 U	0.00190 U	--
1,2-Dichloroethane (EDC)	107-06-2	mg/kg				0.00183 U	0.00179 U	--
1,2-Dichloropropane	78-87-5	mg/kg				0.00240 U	0.00235 U	--
1,3,5-Trimethylbenzene	108-67-8	mg/kg				0.00285 U	0.00278 U	--
1,3-Dichlorobenzene	541-73-1	mg/kg				0.00207 U	0.00202 U	--
1,3-Dichloropropane	142-28-9	mg/kg				0.00202 U	0.00197 U	--
1,4-Dichlorobenzene	106-46-7	mg/kg				0.00219 U	0.00214 U	--
2,2-Dichloropropane	594-20-7	mg/kg				0.00252 U	0.00247 U	--
2-Butanone	78-93-3	mg/kg				0.111 U	0.108 U	--
2-Chlorotoluene	95-49-8	mg/kg				0.00161 U	0.00157 U	--
4-Chlorotoluene	106-43-4	mg/kg				0.00192 U	0.00188 U	--
4-Methyl-2-pentanone	108-10-1	mg/kg				0.0124 U	0.0121 U	--
Acetone	67-64-1	mg/kg				0.0871 U	0.0969 J	--
Acrylonitrile	107-13-1	mg/kg				0.0100 U	0.00981 U	--
Bromobenzene	108-86-1	mg/kg				0.00488 U	0.00477 U	--
Bromodichloromethane	75-27-4	mg/kg				0.00147 U	0.00143 U	--
Bromoform	75-25-2	mg/kg				0.0124 U	0.0121 U	--
Bromomethane	74-83-9	mg/kg				0.0126 U	0.0123 U	--
Carbon Tetrachloride	56-23-5	mg/kg				0.00376 U	0.00368 U	--
Chlorobenzene	108-90-7	mg/kg				0.00107 U	0.00105 U	--
Chloroethane	75-00-3	mg/kg				0.00711 UJ	0.00695 UJ	--
Chloroform	67-66-3	mg/kg				0.00202 U	0.00197 U	--
Chloromethane	74-87-3	mg/kg				0.0106 U	0.0104 U	--
cis-1,2-Dichloroethene (cDCE)	156-59-2	mg/kg				0.00161 U	0.00157 U	--
cis-1,3-Dichloropropene	10061-01-5	mg/kg				0.00131 U	0.00128 U	--
Dibromochloromethane	124-48-1	mg/kg				0.00201 U	0.00196 U	--
Dibromomethane	74-95-3	mg/kg				0.00222 U	0.00217 U	--
Dichlorodifluoromethane	75-71-8	mg/kg				0.00543 U	0.00531 U	--
Diisopropyl ether (DIPE)	108-20-3	mg/kg				0.000961 U	0.000940 U	--
Hexachlorobutadiene	87-68-3	mg/kg				0.0130 U	0.0127 U	--
Isopropylbenzene	98-82-8	mg/kg				0.00126 U	0.00123 U	--
Methyl tert-butyl ether (MTBE)	1634-04-4	mg/kg	0.1			0.000966 U	0.000944 U	--
Methylene Chloride	75-09-2	mg/kg	0.02			0.0137 U	0.0134 U	--
n-Butylbenzene	104-51-8	mg/kg				0.00781 U	0.00764 U	--
n-Propylbenzene	103-65-1	mg/kg				0.00211 U	0.00207 U	--
p-Isopropyltoluene	99-87-6	mg/kg				0.00267 U	0.00261 U	--
sec-Butylbenzene	135-98-8	mg/kg				0.00478 U	0.00468 U	--
Styrene	100-42-5	mg/kg				0.00556 U	0.00544 U	--
tert-Butylbenzene	98-06-6	mg/kg				0.00237 U	0.00231 U	--
Tetrachloroethene (PCE)	127-18-4	mg/kg	0.05			0.00190 U	0.00186 U	--
trans-1,2-Dichloroethene	156-60-5	mg/kg				0.00130 U	0.00127 U	--
trans-1,3-Dichloropropene	10061-02-6	mg/kg				0.00131 U	0.00128 U	--
Trichloroethene (TCE)	79-01-6	mg/kg	0.03			0.00111 U	0.00109 U	--
Trichlorofluoromethane	75-69-4	mg/kg				0.00326 U	0.00318 U	--
Vinyl Chloride	75-01-4	mg/kg				0.00251 U	0.00246 U	--


**Bold** - detected  
Blue Shaded - Detected result exceeded screening level  
U - Analyte not detected at or above limit shown  
J - Result value estimated  
UJ - Analyte not detected and the Limit is an estimate  
TEQ - Toxic Equivalence Quotient (Calculated sum of)  
cPAHs = carcinogenic polycyclic aromatic hydrocarbons  
"--" - indicates results not available  
mg/kg = milligrams per kilogram  
Calculated value rounded to 3 significant figures  
MTCA Minimum screening level of carcinogenic or non-carcinogenic levels.  
ND = non-detect  
ND = 1/2 RDL - calculated using 1/2 the reporting limit for non-detected components  
ND = 0 RDL - calculated using 0 for non-detected components  
MDL - Detection Limit (Limit at which lab can correctly identify a detection 95% of the time). This lab reported results to the MDL in most cases.

# FIGURES






**Legend**

 Site Location

USGS The National Map: National Boundaries Dataset, 3DEP Elevation Program, Geographic Names Information System, National Hydrography Dataset, National Land Cover Database, National Structures Dataset, and National Transportation Dataset; USGS

0 500 1,000 2,000 Feet



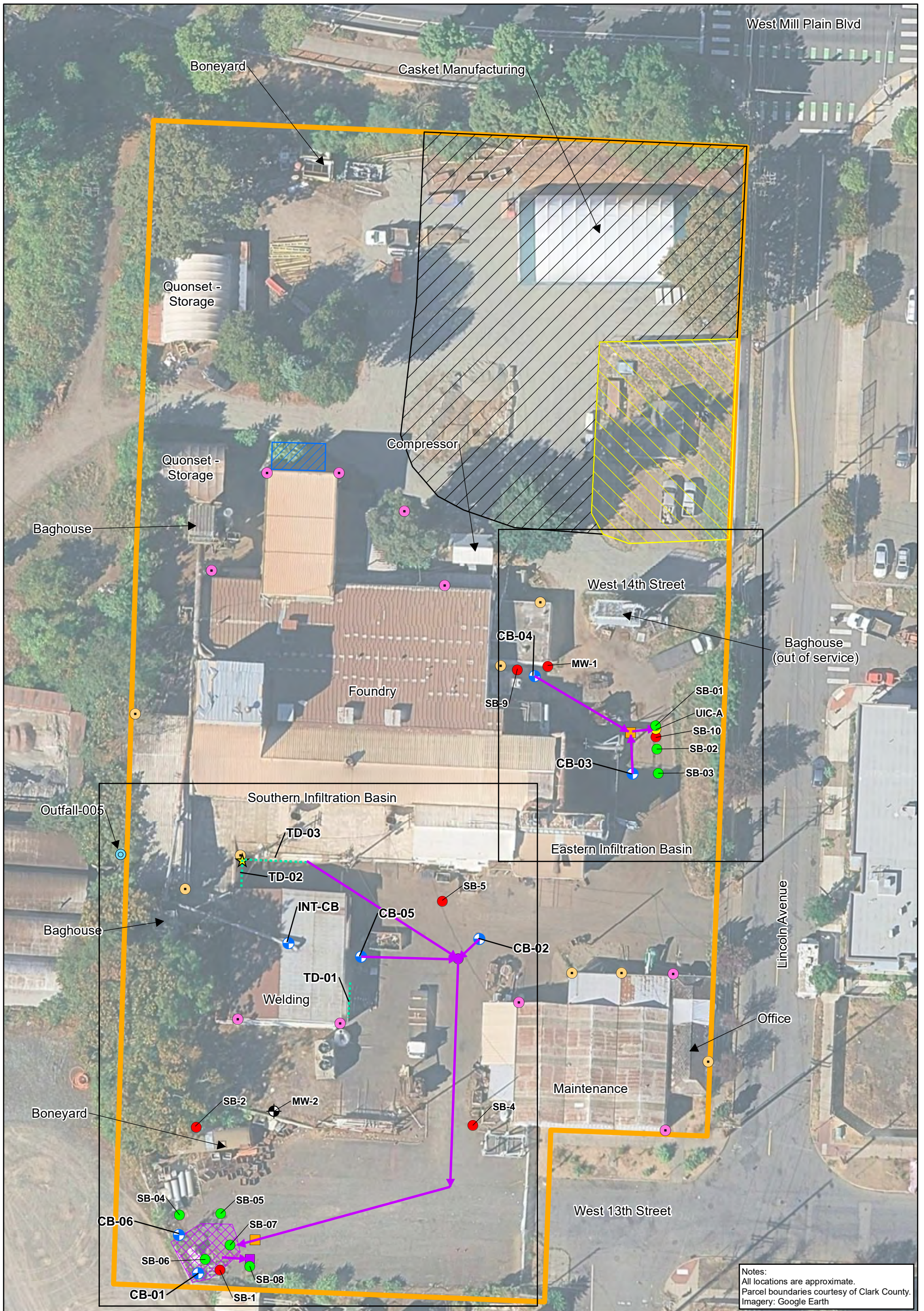
**Site Location Map**

1200 West 13th Avenue  
Vancouver, Washington

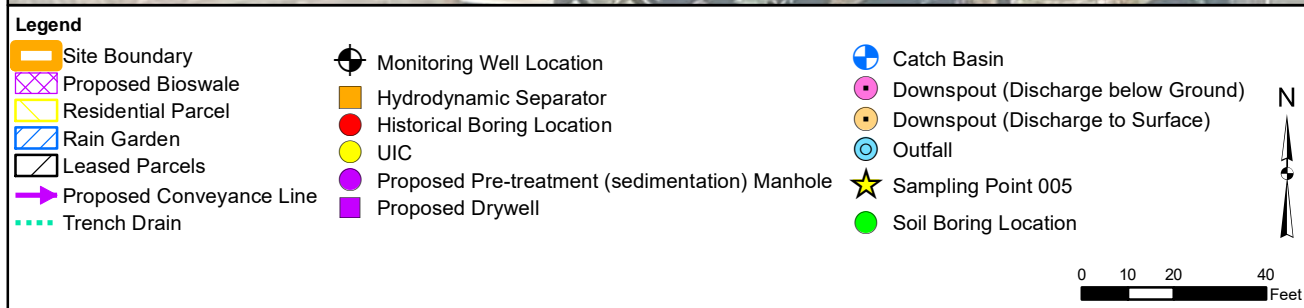
**Geosyntec**  
consultants

**Figure**  
**1**

NWSW0030      November 2025



Notes:  
 All locations are approximate.  
 Parcel boundaries courtesy of Clark County.  
 Imagery: Google Earth



<b>Site Layout Map</b>	
1200 West 13th Avenue Vancouver, Washington	
consultants	
NWSW0030	November 2025
<b>Figure</b> <b>2</b>	



**Legend**

Site Boundary	Catch Basin
Residential Parcel	Downspout (Discharge to Surface)
Leased Parcels	Soil Boring Location
Proposed Conveyance Line	
Hydrodynamic Separator	
Historical Boring Location	
UIC	

Notes:  
 All locations are approximate.  
 Parcel boundaries courtesy of Clark County.  
 Imagery: Google Earth

N  
  
 0 2.75 5.5 11  
 Feet

<b>Eastern Infiltration Basin</b>	
1200 West 13th Avenue Vancouver, Washington	
Geosyntec consultants	
NWSW0030	November 2025
<b>Figure</b> <b>3</b>	



Legend	
Site Boundary	Proposed Drywell
Proposed Bioswale	Catch Basin
Proposed Conveyance Line	Downspout (Discharge below Ground)
Trench Drain	Downspout (Discharge to Surface)
Monitoring Well Location	Outfall
Hydrodynamic Separator	Sampling Point 005
Historical Boring Location	Soil Boring Location
Proposed Pre-treatment (sedimentation) Manhole	

<b>Southern Infiltration Basin</b>	
1200 West 13th Avenue Vancouver, Washington	
Geosyntec consultants	
NWSW0030	November 2025
<b>Figure 4</b>	

**APPENDIX A**  
Stormwater  
Pollution  
Prevention Plan

---

**North Star Casteel Inc.**  
**Industrial Stormwater General Permit**  
**Stormwater Pollution Prevention Plan**

*ISGP Permit No:*  
**WAR000922**

*Prepared for:*  
**North Star Casteel Inc.**  
**1200 West 13<sup>th</sup> Street**  
**Vancouver, WA 98660**

*by:*  
**Geosyntec Consultants, Inc.**  
**920 SW Sixth Avenue, Suite 600**  
**Portland, OR 97204**

*February 2025*

## SWPPP Certification Form

The Permittee shall use this form to sign and certify that the Stormwater Pollution Prevention Plan (SWPPP) is complete, accurate and in compliance with Conditions S3 and S8 of the Industrial Stormwater General Permit.

- A SWPPP certification form needs to be completed and attached to all SWPPPs.
- Each time a Level 1, 2 or 3 Corrective Action is required, this form needs to be re-signed and re-certified by the Permittee and attached to the SWPPP.

Is this SWPPP certification in response to a Level 1, 2 or 3 Corrective Action?  Yes  No

*If Yes*, Type of Corrective Action:  Level 1  Level 2  Level 3\*

Date SWPPP update/revision completed: January 28, 2025

Briefly describe SWPPP Update (use back side, if necessary):


- The entire SWPPP was updated to reflect current Site conditions and reflect recent Ecology inspection requirements. In addition, the new SWPPP was prepared to meet the requirements of the new ISGP that went into effect on January 1, 2025.

**\*Note:** For Level 3 Corrective Actions, a qualified industrial stormwater professional must review the revised SWPPP, and sign and certify below, in accordance with Condition S8.D.2:

“The Permittee has made appropriate revisions to the SWPPP to include additional Treatment BMPs with the goal of achieving the applicable benchmark value(s) in future discharges. Based on my review of the SWPPP, discharges from the facility are reasonably expected to meet the ISGP benchmarks upon implementation.”

\_\_\_\_\_  
Joey Hickey  
Qualified Industrial Stormwater Professional's Printed Name

\_\_\_\_\_  
Principal  
Title

\_\_\_\_\_  
  
Qualified Industrial Stormwater Professional's Signature


\_\_\_\_\_  
2/14/25  
Date

(cont'd next page)

"I certify under penalty of law that this SWPPP and all attachments were prepared under my direction or supervision in accordance with a system designed to assure that qualified personnel properly gather and evaluate information to determine compliance with the Industrial Stormwater General Permit. Based on my inquiry of the person or persons who are responsible for stormwater management at my facility, this draft SWPPP is, to the best of my knowledge and belief, true, accurate, and complete, and in full compliance with Permit Conditions S3 and S8, including the correct Best Management Practices from the applicable Stormwater Management Manual (except where footnoted on page 11). I am aware that there are significant penalties for submitting false information, including the possibility of fine and imprisonment for knowing violations."

STERLING GRAY  
Operator's Printed Name \*

SECRETARY/TREASURER  
Title

  
Operator's Signature \*

2/5/2025  
Date

\* Federal regulations require this document to be signed in accordance with Condition G2.

### **SWPPP Revision Log**

In accordance with Industrial Stormwater General Permit (ISGP) Section S3.A.3, the SWPPP shall be updated:

- If the owner/operator or the applicable local or state regulatory authority determines during inspections or investigations that the SWPPP is, or would be, ineffective in eliminating or significantly minimizing pollutants in stormwater discharges from the site, and
- Whenever there is a change in design, construction, operation, or maintenance at the facility, or significantly increases the quantity of pollutants discharged.

#### **Revision Timeline:**

2-2025

- The previous SWPPP was prepared in 2012 and was not representative of the current ISGP or current site conditions. A new SWPPP was prepared in January 2025.

## TABLE OF CONTENTS

1.	Introduction, Facility Description and Contact Information.....	1
1.1.	Introduction.....	1
1.2.	Facility Information .....	1
1.2.1.	Facility Location and Permit .....	1
1.2.2.	Discharge Information .....	1
1.3.	Contact Information/Responsible Parties .....	1
2.	Facility Assessment .....	3
2.1.	Facility Description.....	3
2.1.1.	Regular Business Hours.....	3
2.1.2.	General Layout .....	3
2.2.	Stormwater Drainage System .....	5
2.3.	Spills and Leaks.....	5
3.	Best Management Practices .....	7
3.1.	Operational Source Control BMPs .....	7
3.1.1.	Good Housekeeping .....	7
3.1.2.	Preventative Maintenance.....	8
3.1.3.	Spill Prevention and Emergency Cleanup .....	8
3.1.4.	Employee Training .....	10
3.1.5.	Inspections and Recordkeeping .....	10
3.1.6.	Illicit Discharges.....	12
3.2.	Structural Source Control BMPs .....	12
3.3.	Treatment BMPs.....	12
3.4.	Erosion and Sediment Control BMPs.....	13
4.	Sampling Plan .....	14
4.1.	Discharge Locations .....	14
4.2.	Sampling Frequency .....	14
4.3.	Parameters for Analysis.....	14
4.4.	Sampling Procedures .....	15
4.4.1.	General.....	15
4.4.2.	Staff Responsible for Sampling .....	16
4.4.3.	Sample Collection and Handling.....	16
4.5.	Reporting .....	17
4.5.1.	Discharge Monitoring Reports .....	17
4.5.2.	Annual Reports .....	18

5. References..... 19

**Figures**

- Figure 1 – Site Location Map
- Figure 2 – Site Layout Map
- Figure 3 – Site Drainage Map

**Tables**

- Table 1 – Industrial activity, materials inventory, and associated pollutants.
- Table 2 – Benchmarks and analytical requirements for stormwater samples.
- Table 3 – Sample container and holding requirements.
- Table 4 – DMR reporting due dates.

**Appendices**

- Appendix A – Spill Log
- Appendix B – Training Log
- Appendix C – Industrial Stormwater Monthly Inspection Report

# **1. Introduction, Facility Description and Contact Information**

## **1.1. Introduction**

Washington's Department of Ecology (Ecology) was granted the authority to administer the National Pollutant Discharge Elimination System (NPDES) program from the Environmental Protection Agency (EPA). This Stormwater Pollution Prevention Plan (SWPPP) fulfills the requirements outlined in Section 3 of the Industrial Stormwater General Permit (ISGP) issued by the Washington State Department of Ecology (Ecology) and covers ISGP No. WAR000922.

## **1.2. Facility Information**

### **1.2.1. Facility Location and Permit**

**Name of Facility:** North Star Casteel Inc. (Site or Facility)

**Location:** 45.631409, -122.683708

**Address:** 1200 West 13<sup>th</sup> Street  
Vancouver, WA 98660

**County:** Clark

**Permit Number:** WAR000922

### **Industrial Classification:**

SIC Code: 3325 – Steel Foundries

NAICS Code: 331513 – Steel Foundries that do not make investment castings

NAICS Code: 327390 – Other Concrete Product Manufacturing

**Estimated Area of Industrial Activity exposed to stormwater at the Site:** 3.28 acres

### **1.2.2. Discharge Information**

Does this facility discharge stormwater into surface waters?  Yes  No

Does this facility discharge stormwater into a municipal storm water conveyance system?

Yes  No

## **1.3. Contact Information/Responsible Parties**

### **Facility Owner:**

**Name:** Realta Thuaid LLC

**Address:** 4514 NE 12<sup>th</sup> Ct.

**City, State, Zip Code:** Vancouver, WA 98663

**Telephone Number:** (360) 713-3574

**Email address:** [realtathuiadhllc@gmail.com](mailto:realtathuiadhllc@gmail.com)

**Facility Operator:**

**Name:** North Star Casteel Products Inc

**Address:** 1200 W 13<sup>th</sup> St.

**City, State,** Vancouver, WA 98660

**Telephone Number:** (206) 622-0068

**SWPPP Contact (authorized representative):**

**Name:** Sterling Gray

**Cell Number:** (360)726-5912

**Email address:** [sterlingg@northstarcasteel.com](mailto:sterlingg@northstarcasteel.com)

## **2. Facility Assessment**

### **2.1. Facility Description**

North Star Casteel (North Star) operates the Site as a foundry. The Site consists of 14 tax lots totaling 3.28 acres in Vancouver, Washington, northwest of the intersection of West 13th Street (W 13th St) and Lincoln Avenue (Lincoln Ave) (Figure 1). The property is located within the southeast quarter of the northeast quarter of Section 28, Township 2 North, Range 1 East.

There are currently five primary structures at the property consisting of: 1) a 25,000 square foot (sq. ft.) foundry building, 2) a 4,100 sq. ft. maintenance shop, 3) a 3,200 sq. ft. welding building, 4) a 450 sq. ft. residence, and 5) a 950 sq. ft. office. Two Quonset hut style storage buildings approximately 800 and 1,200 sq. ft. in size are located near the northwest portion of the property. The Quonset buildings are used for sand and equipment storage. The northeastern portion of the Site is currently leased to All County Cremation and Burial Services LLC, who utilizes the area to form cement caskets. The buildings and general layout of the site are shown on Figure 2.

The Site is located in an industrial area with commercial and mixed-use zoning to the east. The zoning for the Site is Industrial. The site is bordered to the south by a former bulk fuel facility that is now operated by Emerald Petroleum Services (Emerald) as a used oil collection, treatment, and resale facility with numerous above ground storage tanks (ASTs) (Facility ID: 47231541). The Site is bordered to the west by a Burlington Northern Sante Fe (BNSF) railway and several associated buildings. The Site is bordered to the north by the Erwin O. Rieger Memorial Highway (WA-501) and residential properties north of the highway. The Site is bounded to the east by Lincoln Avenue and the Lincoln Place Apartments and a commercial building across the street.

The primary business activities as foundry fall under NAICS code 331513. Due to the presence of the caskets, the Site also carries NAICS code 327390 (other concrete product manufacturing).

#### **2.1.1. Regular Business Hours**

Monday through Friday from, 4:00 am – 1:00 pm, except major U.S. Holidays.

#### **2.1.2. General Layout**

The general Site layout is detailed in the SWPPP map (Figure 2). Industrial activities are generally conducted indoors, however, finished products are stored outside. The Site has three main structures, including the welding shop, maintenance building, and the Foundry building. Raw materials are delivered by truck and off loaded outside and then transferred inside upon arrival.

**Table 1. Industrial activity, materials inventory, and associated pollutants.**

<b>Activity</b>	<b>Description</b>	<b>Associated Stormwater Pollutants and Primary Sources</b>
Traffic and vehicular movement, including loading and unloading	Product is transported on/off Site. Loading and unloading takes place throughout the Site.	Zinc – Tire wear Copper – Brake use Petroleum hydrocarbons – Grease/oil from vehicles
Scrap equipment and metal	Scrap equipment is located throughout the Site. Covered scrap bins are also present.	Various metals from stormwater contact with scrap metal.
Finished casting products	Prior to pick up, finished casting products are stored outside.	Various metals from stormwater contact with finished product.
Baghouse dust/spent sands	Dust and spent sands produced from indoor foundry activities are collected in baghouse filters and swept from the floor. This foundry waste is stored in containers both inside and outside.	Various metals from stormwater contact with stored spent sands and dust.
Bulk liquids	55-gallon drums of hydraulic oil, linseed oil, and parting oil are stored on-Site, under cover.	Petroleum hydrocarbons from oils from potential spills or leaks.
Metal roofing	Galvanized roofing present throughout the Site.	Metals, primarily zinc, from stormwater contact with roofs.
Compressors	Compressors are located throughout the Site.	Petroleum hydrocarbons from potential leaks.
Casket manufacturing	Concrete caskets are manufactured in the northeast corner of the Site indoors. Finished caskets are stored both indoors and outdoors.	Potential for concrete dust to contact stormwater increasing total suspended solids (TSS) and pH.

## 2.2. Stormwater Drainage System

Based on the results of utility locating activities in late 2024, six drainage areas were identified as described below and illustrated in Figure 3.

- **Drainage Basin 01 (DB-01)** – Consists of 1.17 acres of the Site where stormwater infiltrates directly into non-paved areas. In addition, this basin includes run-off from the two Quonset storage huts and portions of the Foundry roof where downspouts daylight to the ground. No off-Site stormwater discharge is present in DB-01.
- **Drainage Basin 02 (DB-02)** – Consists of 0.25 acres of the Site where stormwater from the roof of the Foundry building drains to a rain garden located on the northern side of the structure. No off-Site stormwater discharge is present in DB-02.
- **Drainage Basin 03 (DB-03)** – Consists of 0.39 acres of the Site where stormwater drains to CB-04 and/or DB-03. Based on the Site investigation and topographic survey, neither CB-03 or CB-04 are or can be connected to the City conveyance system. No off-Site stormwater discharge is present in DB-03. It is unknown if the drainage connects to a UIC or if stormwater discharges below grade in general.
- **Drainage Basin 04 (DB-04)** – Consists of 0.27 acres of the Site where stormwater infiltrates directly into the ground or stormwater from roofs daylight to the ground where the water infiltrates. No off-Site stormwater discharge is present in DB-04.
- **Drainage Basin 05 (DB-05)** – Consists of 0.19 acres of the Site where stormwater drains to CB-05 and/or one of the three trench drains (TD-01, -02 and -03). A portion of the stormwater in this area drains through a pipe and discharges to the surface of the neighboring western property. The neighboring property does not have catch basins, swales or other conveyance infrastructure and stormwater infiltrates directly into the ground. In addition, CB-05 drains to an interior catch basin (INT-CB) that drains to the south. Stormwater from INT-CB appears to drain south and discharges to the subsurface. Historically, this Outfall was labeled as Outfall-005. To maintain consistent nomenclature, this outfall is still considered Outfall-005.
- **Drainage Basin 06 (DB-06)** – Consists of 0.86 acres of the Site where stormwater drains into CB-01, -02 and/or -06. Based on the 2024 investigation, stormwater from DB-06 drains into the subsurface of the neighboring western property. It is unknown if the drainage connects to a UIC or if stormwater discharges below grade in general.

## 2.3. Spills and Leaks

Areas where potential spills or leaks may occur are loading and unloading areas, material storage areas, drum storage, waste storage areas, and compressor buildings. In general, each of the

potential spill areas could impact Outfall 005. See Section 2.2 for a discussion of stormwater drainage at the Site.

North Star does not have knowledge or record of significant spills or leaks of toxic or hazardous pollutants occurring in exposed areas and presenting an ongoing exposure to stormwater within the past three years. Any significant spills and leaks of toxic or hazardous pollutants will be recorded in the Spill Log (Appendix A).

### **3. Best Management Practices**

Best management practices (BMPs) are defined as schedules of activities, prohibitions of practices, maintenance procedures, and structural and/or managerial practices that, when used alone or in combination, prevent or reduce the release of pollutants and other adverse impacts to waters. The primary purpose of using BMPs is to protect beneficial uses of water resources through the reduction of pollutant loads and concentrations, and through reduction of discharges causing stream channel erosion.

This Site has chosen the “Presumptive Approach” in selecting BMPs. Specifically, Volume IV – Source Control BMPs of the Stormwater Management Manual for Western Washington was used to develop the BMPs for the Site.

The following sections describe the BMPs selected to eliminate or reduce potential contaminants from stormwater at the Facility.

#### **3.1. Operational Source Control BMPs**

Operational Source Control BMPs are activities, procedures, and practices that prevent or reduce the pollution of waters of the State. These include good housekeeping, preventative maintenance, spill prevention, employee training, inspections and record keeping, and identification and elimination of illicit discharges. These source controls are described below.

##### **3.1.1. Good Housekeeping**

Good housekeeping measures are practiced onsite to prevent pollutants and particulates from entering stormwater. These activities match those described in the ISGP. They are:

- Paved surfaces are swept with a vacuum sweeper at least quarterly to remove accumulated pollutants. Records of sweeping invoices are kept on site for a minimum of five years.
- Onsite sources of dust are identified and controlled. Dust generation is minimized as much as possible. Isolated incidents of excessive dust generation are addressed such that they do not continue or become routine.
- Inspect and maintain bag houses monthly to prevent the escape of dust from the system. Immediately remove any accumulated dust at the base of exterior bag houses.
- Dumpsters are fitted with lids that remain closed when not in use and kept under cover whenever practical.

### **3.1.2. Preventative Maintenance**

The following is a summary of mandatory preventative maintenance BMPs. The preventative maintenance program addresses equipment and practices that, in the event of failure, could cause discharge of pollutants to surface waters.

- Catch basins and drainage features are inspected monthly during the rainy season and necessary maintenance requirements are determined. Grates are kept free of trash and debris.
- Debris is cleaned from catch basins and grates as necessary to allow proper flow. Catch basins are cleaned out annually or when the depth of the settled sediment reaches 60 percent of the sump depth (measured from the bottom of the catch basin to the invert of the lowest connecting pipe), whichever is less.
- Deterioration that could threaten the structural integrity of the storm drain structure (e.g., missing or damaged grates, missing catch basin/manhole lids, excessively corroded pipes, etc.) is repaired promptly if within North Star's capabilities. Otherwise, North Star will hire a contractor to make arrangements for prompt repair.
- Remove trash and debris from rain garden as needed. Remove any dead, diseased, or dying vegetation, as well as any vegetation growth that prevents maintenance and inspection access.
- Equipment and vehicles are inspected during monthly inspections for leaking fluids such as oil, antifreeze, etc. Leaking equipment and vehicles are taken out of service until repaired if leaks cannot be prevented from spilling on the ground.

### **3.1.3. Spill Prevention and Emergency Cleanup**

The general stormwater permit requires that all facilities have spill prevention and response procedures in place. Spills are prevented at the Site through the following measures:

- Immediately clean up spills and leaks (e.g., using absorbents, vacuuming, etc.) to prevent the discharge of pollutants.
- Locate spill kits within 25 feet of all stationary fueling stations, fuel transfer stations, and mobile fueling units. At a minimum, spill kits shall include:
  - Oil absorbents capable of absorbing 15 gallons of fuel;
  - A storm drain plug or cover kit; and
  - A non-water (oil-absorbing) containment boom, a minimum of 10 feet in length with a 12-gallon absorbent capacity.
- Locate materials, equipment, and activities so that leaks are contained in existing containment and diversion systems (confine the storage of leaky or leak-prone vehicles and equipment awaiting maintenance to protected areas).

- Use drip pans and absorbents under or around leaky vehicles and equipment and store equipment indoors where feasible.
- Maintain a spill log that includes the following information for chemical and petroleum spills: date, time, amount, location, and reason for spill; date/time clean-up completed, notifications made, and staff involved. A copy of the spill log is included in Appendix A.

### ***3.1.3.1. Procedures When a Spill Occurs***

Site personnel are responsible for the cleanup of small releases of oil or other petroleum products that occur at the Site. Maintenance personnel will implement spill response actions with the equipment available to them to help arrest the flow of petroleum products, primarily from entering the stormwater drainage system, but to also prevent contamination of soil and groundwater. Spill-absorbing materials are located in the Site's spill control lockers and should be utilized for dealing with small surface spills of oil. Oil-contaminated sorbent will be disposed of in the proper manner. The following procedures must be followed for emergency response to oil spills to surface waters:

- Whenever there is an imminent or actual spill, notify the Spill Prevention Coordinator immediately.
- Whenever there is an unplanned discharge of oil or a hazardous substance, the Spill Prevention Coordinator, or the alternate, will immediately identify the location of the release; the type(s) of material(s) released; an estimate of the quantity of material released; possible sources of the release; and the date and time of the release.
- If assessment indicates an actual release of oil or hazardous substances to surface waters, the Spill Prevention Coordinator must immediately notify: 1) Washington State Response Center by dialing 911 or 800-258-5990 (non-emergency); and 2) National Response Center (using their 24-hour toll free number) 800-424-8802.
- Notify other appropriate state and/or local agencies with designated response roles if their help is needed.

When possible, cleanup will be accomplished using Site personnel and equipment. The Site has some equipment on site for spill response efforts. If the cleanup effort exceeds the capabilities of the Facility, the Spill Response Coordinator will, on an emergency basis, contract to an outside firm to begin cleanup. All contaminant cleanup materials and recovered oil shall be managed by a certified treatment facility.

The federal, state, and local permits required to transport or dispose of recovered product, contaminated soil, contaminated equipment and materials, personal protective equipment, and absorbents, as well as the facilities ability to handle the disposal, will vary depending on the contaminants and concentrations involved in the spill and cleanup.

Additional information and guidance regarding compliance requirements and disposal options can be obtained by contacting the RCRA Hotline at 800-424-9346.

### **3.1.3.2. *Pollution Prevention Team***

The pollution prevention team is responsible for assisting with implementation of the SWPPP. This includes the dedication of resources, capital, material, and manpower to ensure compliance with the SWPPP guidelines. The team consists of:

- Sterling Gray
- Mauricio Ocampo
- Juan Silva

### **3.1.4. *Employee Training***

Awareness training for Site personnel responsible for stormwater pollution prevention and spill containment and cleanup will be conducted annually by a qualified and knowledgeable representative of either the Site, or by a qualified and knowledgeable contractor. The representative will be thoroughly familiar with this SWPPP and with the requirements of the regulations under which it was prepared. Instruction will include an explanation of the rules governing the Site, the requirement for good housekeeping practices to prevent stormwater pollution, “dry runs” for spill response, discussions of possible incidents, and their appropriate responses.

Instruction will also be provided in the operation and maintenance of equipment to prevent the discharges of oil and other petroleum products, and applicable control laws, rules, and regulations. Any spill events or failures will be described and lessons learned as well as any newly developed or revised precautionary measures will be discussed. Record of personnel training will be retained in personnel training record. A copy of the training log is included in Appendix B.

### **3.1.5. *Inspections and Recordkeeping***

#### **3.1.5.1. *Inspections***

Monthly Site inspections will be performed by qualified personnel and will be documented, in accordance with Section S7.B of the permit. A copy of the Monthly Inspection Report is included as Appendix C.

The results of each inspection will be retained with this SWPPP and included in Appendix C. If an inspection indicates that the requirements of this SWPPP or the ISGP are not being met, the inspection report will include a summary of the actions which will be taken to meet the requirements of this SWPPP and the ISGP. Each inspection report will include a statement that, in the judgment of the person conducting the Site inspection, and the designated person with signature authority (see Section 1.3), the Site is either in compliance or out of compliance with the terms and conditions of the SWPPP and the permit. In addition, the inspection report will include the name, title and signature of the person conducting the Site inspection, and the following

statement: “I certify that this report is true, accurate, and complete, to the best of my knowledge and belief.” The inspection report must also include the signature of the designated person.

Any non-compliance benchmarks identified as part of inspections will be reported to Ecology as required under the ISGP.

### **3.1.5.2. Record Keeping**

#### *3.1.5.2.1. Recording of Results*

For each measurement or sample taken, the Site will record the following information: 1) the date, exact place, method, and time of sampling or measurement; 2) the individual who performed the sampling or measurement; 3) the dates the analyses were performed; 4) the individual or laboratory who performed the analyses; 5) the analytical techniques or methods used; and 6) the results of all analyses.

#### *3.1.5.2.2. Records Retention*

North Star will retain records of all monitoring information, inspection reports, and any other documentation of compliance with permit requirements for a minimum of five years.

- A copy of this permit
- A copy of the permit coverage letter
- Records of all sampling information
- Inspection reports including documentation specified in Condition S7 of the permit
- Any other documentation of compliance with permit requirements
- All equipment calibration records (e.g., pH meter calibration records)
- All BMP maintenance records
- All original recordings for continuous sampling instrumentation
- Copies of all laboratory reports as described in Condition S3.B.4 of the permit
- Copies of all reports required by the permit
- Records of all data used to complete the application for the permit

#### *3.1.5.2.3. SWPPP Revisions*

This SWPPP will be amended to reflect any changes in the operations, processes, structures, or facilities described in the Plan, by noting the changes in the appropriate sections of the Plan. If operational or structural changes are made at the Site that affect the storage and distribution of oil and other petroleum products, and the specific preventative measures described within this Plan, a review of the impact of these changes will be made and noted in the Plan.

Any changes or updates to the SWPPP will be submitted to Ecology no later than 14 days after the completion or the update of the SWPPP. The record of the dates of revisions, brief description of the revisions, and the title and section of the SWPPP that was revised will be noted on the SWPPP Revision Timeline at the beginning of this document.

### **3.1.6. Illicit Discharges**

There are no known illicit discharges at the Site. As required under the ISGP, monthly visual inspections will include inspections for illicit discharge. Each monthly inspection will include observations for the presence of illicit discharges such as domestic wastewater, noncontact cooling water, or process wastewater (including wash water). If an illicit discharge is observed, Ecology shall be notified within seven days and the illicit discharge will be eliminated within 30 days.

### **3.2. Structural Source Control BMPs**

Structural Source Control BMPs are physical constructions or devices used to reduce, eliminate, or treat contaminants in stormwater. Examples of structural control measures include secondary containment, sediment traps or filters, and protective coverings.

- The western area of the Site is graded to retain sheet flow and roof runoff stormwater on the Site.
- Roof drains on the northern portion of the Site are directed to a rain garden that is located north of the Foundry buildings.
- The Quonset huts are used to store significant materials away from stormwater contact.
- Forklifts and motor vehicles are not serviced outside.
- Vehicle washing is not conducted anywhere on-Site.
- The interior portion of the Foundry building near the trench drains and the floor of the welding shop are swept weekly.
- The onsite baghouses are serviced as needed, but generally on a quarterly basis. The pressure within the bag houses are recorded daily during use on the run-sheet. If the pressure reduces or increases above normal range, the plant manager (or designee) will be immediately notified. The filters in the dust collection system are changed as needed.

### **3.3. Treatment BMPs**

Treatment BMPs include structures that remove pollutants by settling, filtration, biological uptake, soil adsorption, or other treatment techniques. The Site is not currently using treatment BMPs.

### **3.4. Erosion and Sediment Control BMPs**

Erosion and sediment control BMPs are intended to prevent erosion and sedimentation by methods such as preserving natural vegetation, seeding, mulching and matting, plastic covering, filter fences, and sediment traps and ponds. In general, areas that are unpaved at the Site consist of gravels or grass that are relatively flat in nature. The Site has a very low potential for soil erosion because of these surface types and the nearly level topography.

## **4. Sampling Plan**

The purpose of the stormwater monitoring plan is to characterize the quality of the stormwater runoff associated with industrial activities at the Site.

### **4.1. Discharge Locations**

As discussed in Section 2.2, the Site currently has only one stormwater outfall (Outfall-005) as shown in Figures 2 and 3. Since Outfall-005 discharges directly to the neighboring property, the sample location for the Outfall has been designated at the confluence of TD-02 and TD-03 (Sampling Point 005).

### **4.2. Sampling Frequency**

North Star samples the discharge from the designated location at least once per quarter during quarters in which discharge occurs during regular business hours:

- 1st Quarter: January, February, and March
- 2nd Quarter: April, May, and June
- 3rd Quarter: July, August, and September
- 4th Quarter: October, November, and December

Additionally, the first fall storm event will be sampled each year. First fall storm event means the first time on or after September 1st of each year that precipitation occurs and results in a stormwater discharge from a facility.

### **4.3. Parameters for Analysis**

Stormwater will be sampled for the parameters listed in Table 2, below:

**Table 2. Benchmarks and analytical requirements for stormwater samples.**

Parameter	Units	Benchmark Value	Analytical Method	Laboratory Quantitation Level <sup>a</sup>
Turbidity <sup>c</sup>	NTU	25	EPA 180.1 or Meter	0.5
pH <sup>c</sup>	Standard Units	Between 5.0 and 9.0	Meter or Paper <sup>b</sup>	± 0.5
Oil Sheen <sup>c</sup>	Yes/No	No Visible Sheen	N/A	N/A
Copper, Total <sup>c</sup>	µg/L	14	EPA 200.8	2.0
Zinc, Total <sup>c</sup>	µg/L	117	EPA 200.8	2.5
Lead, Total <sup>d</sup>	µg/L	64.6	EPA 200.8	0.5
Petroleum Hydrocarbons <sup>d</sup>	mg/L	10	NWTPH-Dx	0.25
TSS <sup>e</sup>	mg/L	100	SM 2540D	5

a. Ensure laboratory results comply with the quantitation level specified in the table.

b. Use a calibrated pH meter or narrow-range pH indicator paper with a resolution not greater than ± 0.5SU.

c. Required testing under general permit

d. Testing required for NAICS codes associated with metal facilities (331xxx)

e. Testing required for NAICS codes associated with concrete (327xxx)

The Site may reduce monitoring to once a year for a period of three years (12 quarters) if these goals are consistently attained. Consistent attainment is defined as eight consecutive quarters where the reported values are equal to or less than the benchmark values. Any quarter with no stormwater discharge is not counted. For pH, equal to or less than the benchmark values means that the pH did not exceed nine and was not less than five.

Benchmark values are not water quality standards and are not numeric effluent limits. They are indicator values. Values at or below benchmark are considered unlikely to cause a water quality violation.

#### **4.4. Sampling Procedures**

##### **4.4.1. General**

North Star will sample a storm once a quarter provided there is a storm large enough to generate runoff from the Site that occurs during regular business hours and is safe to sample. If a sample cannot be taken, North Star will still submit a DMR for the reporting period that indicates that a sample could not be taken with a written explanation as to why there was no sample taken or no discharge.

Samples will be collected within the first 12 hours of stormwater discharge from the Site. If it is not possible to collect a sample within the first 12 hours of discharge (for example, the stormwater discharge event started on a Sunday), North Star will collect a sample as soon as practicable after the first 12 hours and keep documentation with the sampling records explaining why a sample could not be collected within the first 12 hours.

#### **4.4.2. Staff Responsible for Sampling**

Sterling Gray will oversee sampling operations, collecting samples, or designating other properly trained employees or contractors for sample collection.

#### **4.4.3. Sample Collection and Handling**

The samples will be sent to a lab accredited by Ecology for parameters listed in Section 4.3 for laboratory analysis. Accreditation assures Ecology that the lab can do quality testing using the analytical methods specified under Monitoring Requirements of the permit. The laboratory will provide sample containers that are specific to the parameters that will be sampled and analyzed for. pH is measured onsite using a calibrated field meter, or narrow-range pH indicator strips if a field meter is unavailable.

Grab samples will be taken in accordance with methods outlined in Ecology's "Stormwater Sampling Manual: A Guide for the Industrial Stormwater General Permit, Publication No 15-03-044" (December 2015) and Ecology's guidance "Collecting Grab Samples from Stormwater Discharges, Standard Operating Procedures, Publication 18-10-023" (March 2024).

Containers for testing and sampling will be held under the water near the exit pipe of TD-02. Care will be used to not overfill containers containing preservatives (e.g., acid preservative for metals). Sample containers will be labeled, capped tightly, and placed in a cooler on ice for transport to an accredited laboratory. The laboratory will be contacted ahead of time for sample delivery. A chain-of-custody form will be filled out and signed by the person performing the sampling and by the laboratory or courier upon receipt of the samples.

Table 3 provides a summary of the required sampling containers and sample holding times.

**Table 3. Sample container and holding requirements.**

<b>Parameter</b>	<b>Container Requirements</b>	<b>Preservative</b>	<b>Analytical Method</b>	<b>Holding Time</b>
Turbidity	500 mL plastic	None	EPA 180.1 or Field Meter	48 hours
pH	NA	NA	Field Meter	NA
Oil Sheen	NA	NA	Visual	NA
Total Copper, Lead, and Zinc	250 mL plastic	HNO <sub>3</sub>	EPA 200.8	180 days
TSS	500 mL plastic	None	SM 2540D or EPA 160.2	7 days
Petroleum Hydrocarbons	1 L amber glass	HCl	NWTPH-Dx	14 days

Notes:

mL = milliliters

EPA = U.S. Environmental Protection Agency

NA = Not Applicable

#### **4.5. Reporting**

North Star shall submit all Notices of Intent (NOIs), Notices of Termination (NOTs), Noncompliance Reports, Annual Reports, Discharge Monitoring Reports (DMRs), and other reporting information as required electronically, unless a waiver is granted from Ecology. All required information shall be submitted through Ecology’s Water Quality Permitting Portal.

##### **4.5.1. Discharge Monitoring Reports**

Sample results will be reported to Ecology quarterly on a DMR. If no sampling is performed during a particular quarter, a DMR will still be submitted to Ecology with an explanation as to why no sampling occurred (e.g., no qualifying precipitation event). DMRs will be received by Ecology in accordance with the due dates in the following table:

**Table 4. DMR reporting due dates.**

<b>Reporting Period</b>	<b>Months</b>	<b>DMR Due Date</b>
1st	January-March	May 15th
2nd	April-June	August 15th
3rd	July-Sept	November 15th
4th	October-December	February 15th

#### **4.5.2. Annual Reports**

In accordance with Section S9 of the permit, North Star will submit a complete and accurate Annual Report to Ecology no later than May 15th of each year using Ecology’s Water Quality Permitting Portal-Permit Submittals application. The annual report shall include corrective action documentation (if any occurred), as required in Section S8.BD of the permit. If corrective action has not been completed at the time of submission of the annual report, the status of outstanding corrective action(s) will be described. The following information will be included in each annual report:

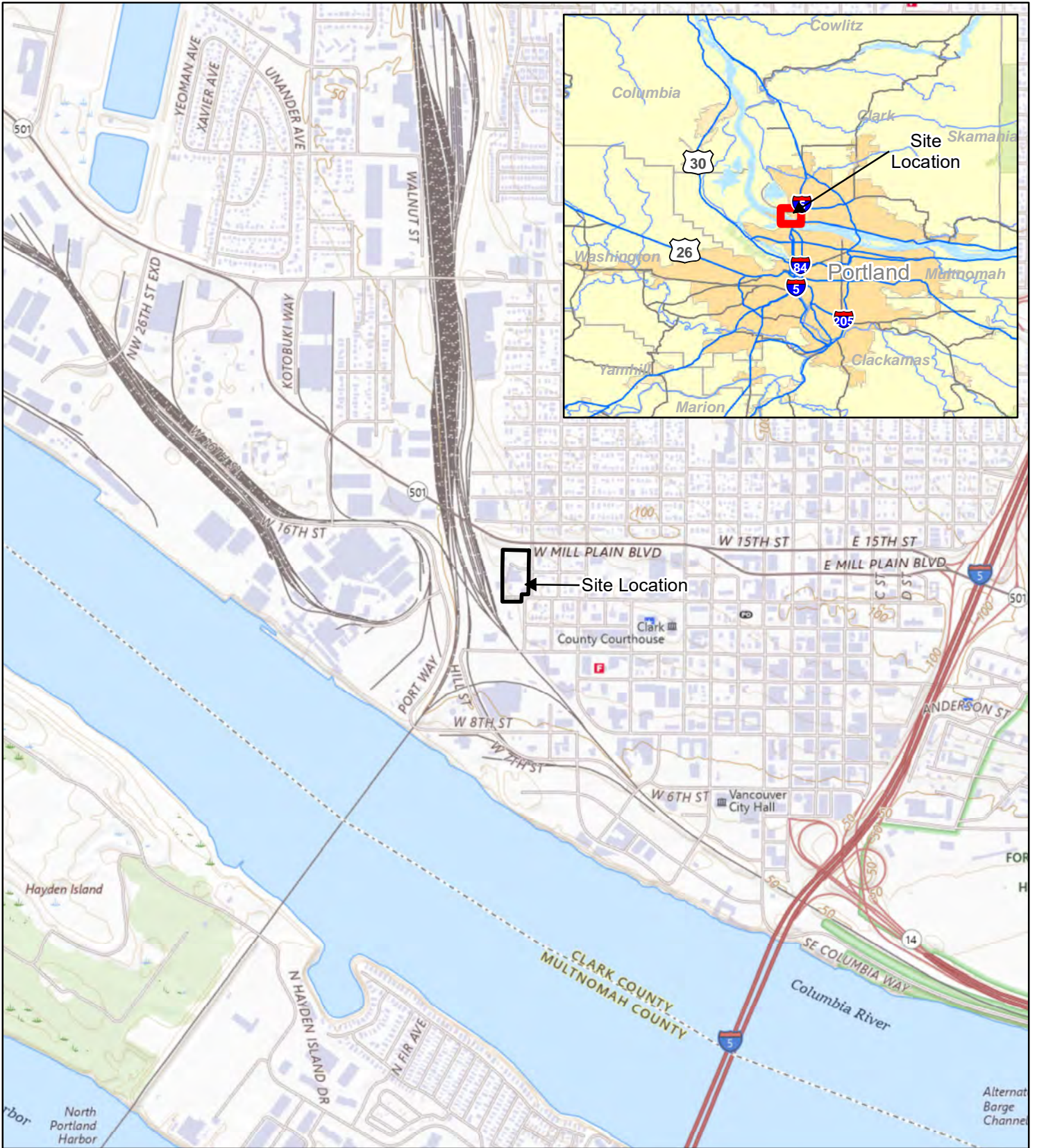
- Conditions triggering the need for corrective action review.
- The problem(s) and date(s) they were discovered.
- A summary of any Level 1, 2, or 3 corrective actions completed during the previous calendar year and the dates of completed corrective actions.
- The status of any Level 2 or 3 corrective actions triggered during the previous calendar year, and the date by which corrective actions will be completed.

Copies of the annual reports will be kept on site for Ecology review.

## 5. References


- Ecology, 2015a. Stormwater Sampling Manual: A guide for the Industrial Stormwater General Permit. Publication No. 15-03-044. December.
- Ecology, 2004. Guidance Manual for Preparing/Updating a Stormwater Pollution Prevention Plan for Industrial Facilities. Publication No. 04-10- 030. 2004.
- Ecology, 2024a. Industrial Stormwater General Permit, Washington State Department of Ecology. December 2.
- Ecology, 2024b. Stormwater Management Manual for Western Washington. Publication Number 24-10-013. July.
- Ecology, 2024c. Collecting Grab Samples from Stormwater Discharges, Standard Operating Procedure. Publication 18-10-023. March.

## **FIGURES**



**Legend**  
 Site Location

USGS The National Map: National Boundaries Dataset, 3DEP Elevation Program, Geographic Names Information System, National Hydrography Dataset, National Land Cover Database, National Structures Dataset, and National Transportation Dataset; USGS



**Site Location Map**

1200 West 13th Avenue  
 Vancouver, Washington

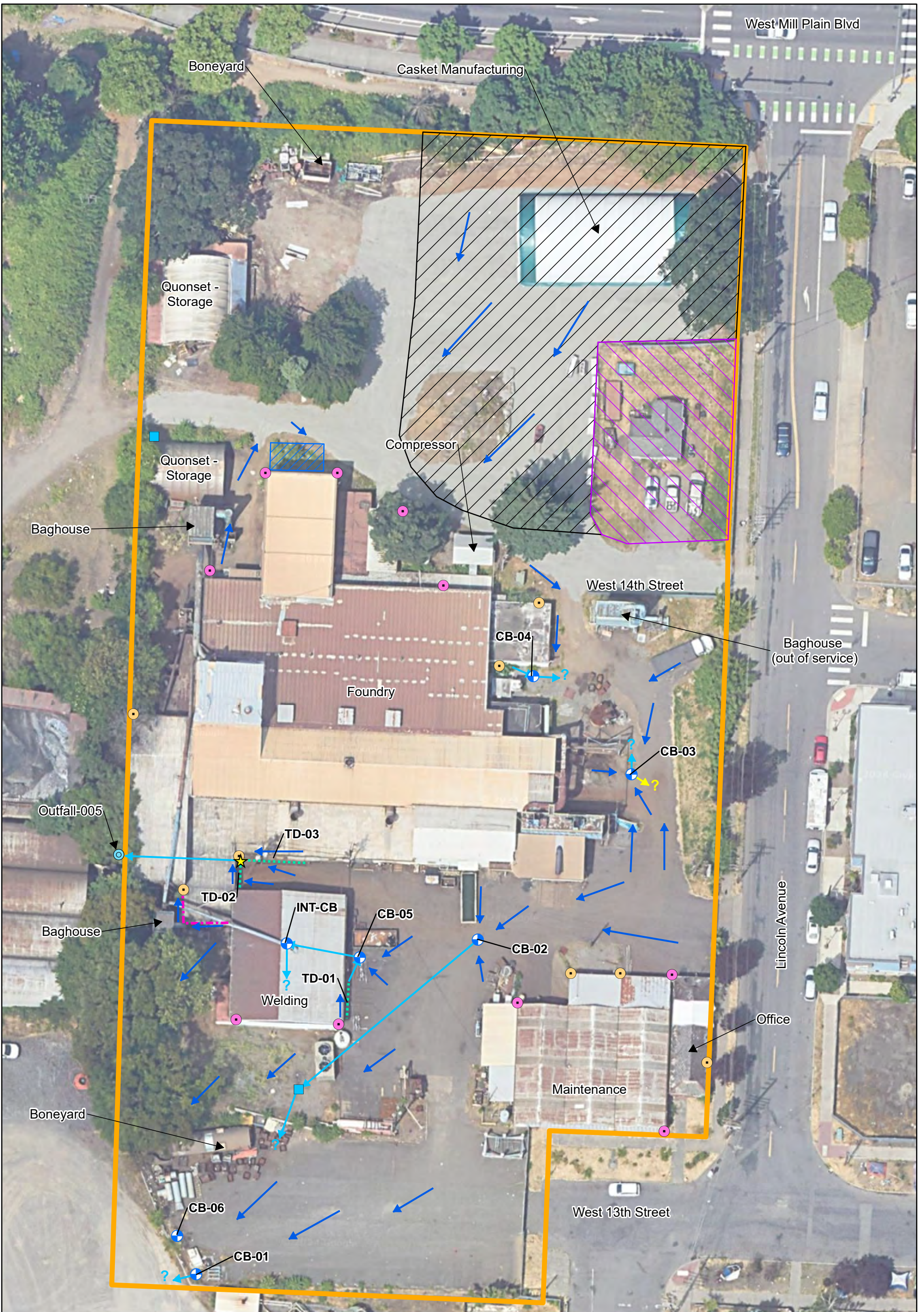
**Geosyntec**  
 consultants

**Figure**

**1**

PNW0557-04

January 2025



**Legend**

- Site Boundary
- Residential Parcel
- Rain Garden
- Leased Parcels
- Downspout Piping
- Trench Drain
- Surface Water Drainage Direction
- Conveyance Line
- Pump Discharge
- ⊕ Catch Basin
- Downspout (Discharge below Ground)
- Downspout (Discharge to Surface)
- Potential Shallow Drywell/Cleanout
- ⊙ Outfall
- ★ Sampling Point 005

**Notes:**  
 All locations are approximate.  
 Parcel boundaries courtesy of Clark County.  
 Imagery: Google Earth

N

0 10 20 40 Feet

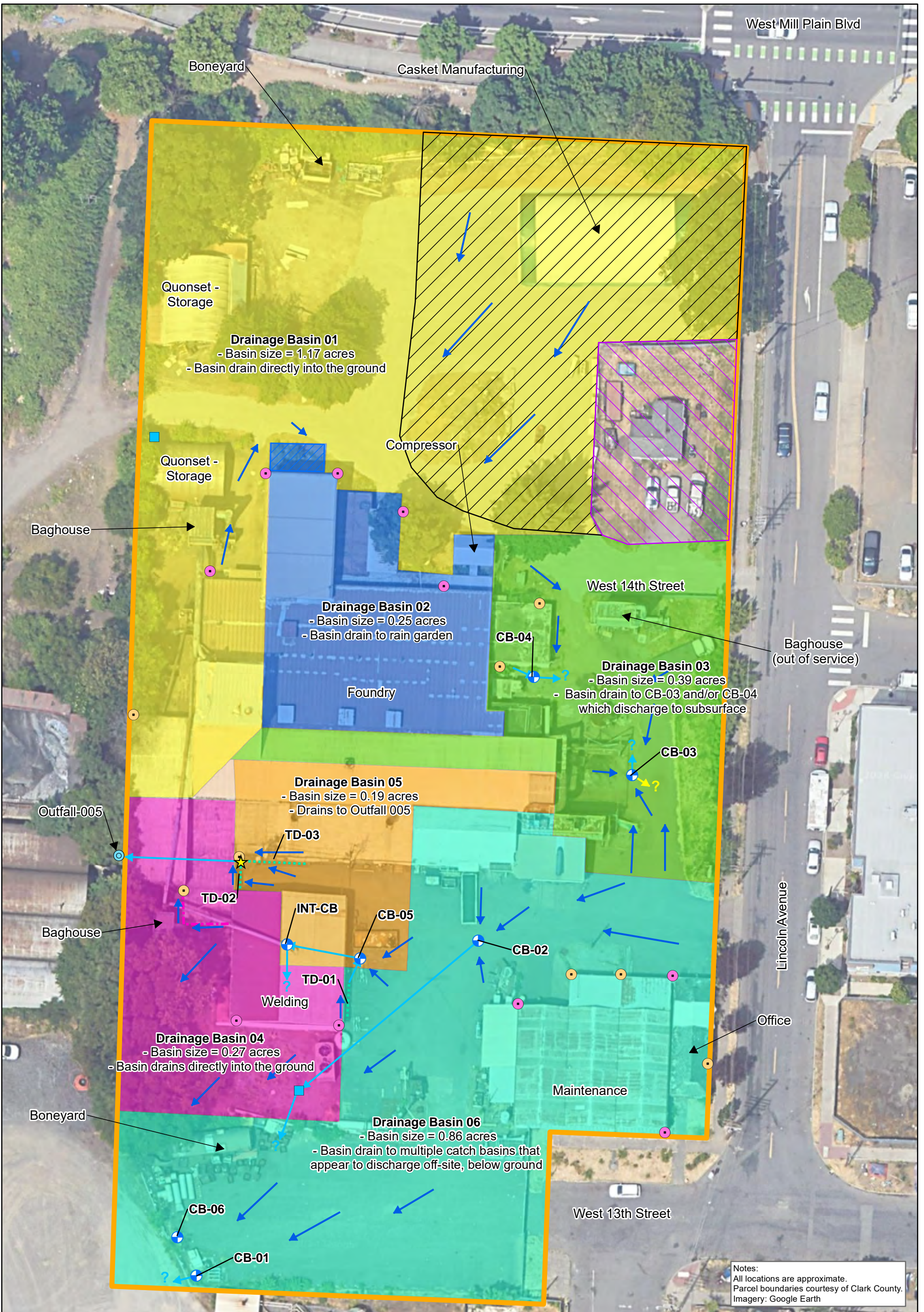
**Site Layout Map**

1200 West 13th Avenue  
Vancouver, Washington

PNW0557-04

January 2025

**Figure**  
**2**



**Legend**

- Site Boundary
- Residential Parcel
- Rain Garden
- Leased Parcels
- Drainage Basin 01
- Drainage Basin 02
- Drainage Basin 03
- Drainage Basin 04
- Drainage Basin 05
- Drainage Basin 06
- Downspout Piping
- Trench Drain
- Surface Water Drainage Direction
- Conveyance Line
- Pump Discharge
- Catch Basin
- Downspout (Discharge below Ground)
- Downspout (Discharge to Surface)
- Potential Shallow Drywell/Cleanout
- Outfall
- Sampling Point 005

**Site Drainage Map**

1200 West 13th Avenue  
Vancouver, Washington

**Geosyntec**  
consultants

**Figure 3**

PNW0557-04      January 2025

**APPENDIX A**

**SPILL LOG**



**APPENDIX B**  
**TRAINING LOG**

## Training Checklist

Employee Training		Completed by: _____ Title: _____ Date: _____	
Describe the annual training of employees on the SWPPP, addressing spill response, good housekeeping, and material management practices.			
Training Topics	Brief Description of Training Programs/Materials	Date of Training	Attendees
Spill Prevention and Response			
Good Housekeeping			
Material Management Practices			
SWPPP Implementation			
Monitoring Procedures			

**APPENDIX C**

**INDUSTRIAL STORMWATER MONTHLY INSPECTION REPORT**

## Industrial Stormwater Monthly Inspection Report

Inspections must be conducted by a person with the knowledge and skills to assess conditions and activities that could impact stormwater quality at the facility, and evaluate the effectiveness of best management practices required by this permit. Retain a copy of the completed and signed form in accordance with Permit Condition S9.C.

<b>FACILITY NAME:</b>	<b>INSPECTION TIME:</b>	<b>DATE:</b>			
<b>WEATHER INFORMATION:</b>					
<ul style="list-style-type: none"> <li>• Description of Weather Conditions (e.g., sunny, cloudy, raining, snowing, etc.): _____</li> <li>• Was stormwater (e.g., runoff from rain or snowmelt) flowing at outfalls and/or discharge areas shown on the Site Map during the inspection: <input type="checkbox"/> Yes <input type="checkbox"/> No <input type="checkbox"/> <b>Comments:</b> _____</li> </ul>					
<b>I. POTENTIAL POLLUTANT SOURCE AREA INSPECTION AND BEST MANAGEMENT PRACTICES EVALUATION</b>					
<p><b>SWPPP and Site Map:</b> Have a copy of the SWPPP and site map with you during the inspection so that you can ensure they are current and accurate. Use it as an aide in recording the location of any issues you identify during the inspection.</p> <ul style="list-style-type: none"> <li>• Is the Site Map current and accurate?</li> <li>• Is the SWPPP inventory of activities, materials and products current?</li> </ul> <p>Any new potential pollutant sources must be added to the map and reflected in the <i>SWPPP Facility Assessment &amp; Tables 2, 2A, 3 and 5</i>.</p>	<table border="1" style="width: 100%; border-collapse: collapse;"> <tr> <td style="width: 50%; padding: 2px;"><b>Yes</b></td> <td style="width: 50%; padding: 2px;"><b>No</b></td> </tr> </table>	<b>Yes</b>	<b>No</b>	<p><b>Findings and Remedial Action Documentation:</b> Describe any findings below and the schedule for remedial action completion including the date initiated and date completed or expected to be completed.</p>	
<b>Yes</b>	<b>No</b>				
<p><b>Vehicle/Equipment Areas:</b></p> <p><i>Equipment cleaning: Check NA if not performed on-site. Skip section.</i></p> <p>Is equipment washed and/or cleaned only in designated areas?</p> <ul style="list-style-type: none"> <li>• Observe washing: Is all wash water captured and properly disposed of?</li> </ul> <p><i>Equipment fueling: Check NA if not performed on-site. Skip section.</i></p> <ul style="list-style-type: none"> <li>• Are all fueling areas free of contaminant buildup and evidence of chronic leaks/spills?</li> <li>• Are all chemical liquids, fluids, and petroleum products, on an impervious surface that is surrounded with a containment berm or dike that is capable of containing 10% of the total enclosed tank volume or 110% of the volume contained in the largest tank, whichever is greater?</li> <li>• Are structures in place to prevent precipitation from accumulating in containment areas?             <ul style="list-style-type: none"> <li>○ If not, is there any water or other fluids accumulated within the containment area?</li> <li>○ Note: If containment areas are not covered to prevent water from accumulating, the SWPPP must include a plan describing how accumulated water will be managed and disposed of.</li> </ul> </li> </ul>	<table border="1" style="width: 100%; border-collapse: collapse;"> <tr> <td style="width: 33%; padding: 2px;"><b>Yes</b></td> <td style="width: 33%; padding: 2px;"><b>No</b></td> <td style="width: 33%; padding: 2px;"><b>NA</b></td> </tr> </table>	<b>Yes</b>	<b>No</b>	<b>NA</b>	<p style="text-align: center;"><b>Findings and Remedial Action Documentation:</b></p>
<b>Yes</b>	<b>No</b>	<b>NA</b>			

<i>Equipment maintenance:</i>	Yes	No	NA	<b>Findings and Remedial Action Documentation:</b>
<ul style="list-style-type: none"> <li>• Are maintenance tools, equipment and materials stored under shelter, elevated and covered?</li> <li>• Are all drums and containers of fluids stored with proper cover and containment?</li> <li>• Are exteriors of containers kept outside free of deposits?</li> <li>• Are any vehicles and/or equipment leaking fluids? Identify leaking equipment.</li> <li>• Is there evidence of leaks or spills since last inspection? Identify and address.</li> <li>• Are materials, equipment, and activities located so that leaks are contained in existing containment and diversion systems (confine the storage of leaky or leak-prone vehicles and equipment awaiting maintenance to protected areas)?</li> </ul>				
<p>Add any additional site-specific BMPs:</p>				
<hr/>				
<hr/>				
<hr/>				
<hr/>				

**I. POTENTIAL POLLUTANT SOURCE AREA INSPECTION AND BEST MANAGEMENT PRACTICES EVALUATION**

<b>Good Housekeeping BMPs:</b>	<b>Yes</b>	<b>No</b>	<b>NA</b>	<b>Findings and Remedial Action</b>
<p>1. Are paved surfaces free of accumulated dust/sediment and debris?</p> <ul style="list-style-type: none"> <li>• Date of last quarterly vacuum/sweep _____</li> <li>• Are there areas of erosion or sediment/dust sources that discharge to storm drains?</li> </ul> <p>2. Are all waste receptacles located outdoors:</p> <ul style="list-style-type: none"> <li>• In good condition?</li> <li>• Not leaking contaminants?</li> <li>• Closed when is not being accessed?</li> <li>• External surfaces and area free of excessive contaminant buildup?</li> </ul> <p>3. Are the following areas free of accumulated dust/sediment, debris, contaminants, and/or spills/leaks of fluids?</p> <ul style="list-style-type: none"> <li>• External dock areas</li> <li>• Pallet, bin, and drum storage areas</li> <li>• Maintenance shop(s)</li> <li>• Equipment staging areas (loaders, tractors, trailers, forklifts, etc)</li> <li>• Around bag-house(s)</li> <li>• Around bone yards</li> <li>• Other areas of industrial activity:</li> </ul> <p>_____</p> <p>_____</p> <p>_____</p> <p>_____</p> <p>_____</p> <p>_____</p> <p>_____</p>				<p><b>Documentation:</b></p>
<p><b>Spill Response and Equipment:</b></p> <p>Are spill kits available, in the following locations?</p> <ul style="list-style-type: none"> <li>• Fueling stations</li> <li>• Transfer and mobile fueling units</li> <li>• Vehicle and equipment maintenance areas</li> </ul> <p>Do the spill kits contain all the permit required items?</p> <ul style="list-style-type: none"> <li>• Oil absorbents capable of absorbing 15 gallons of fuel.</li> <li>• A storm drain plug or cover kit.</li> <li>• A non-water containment boom, a minimum of 10 feet in length with a 12 gallon absorbent capacity.</li> <li>• A non-metallic shovel.</li> <li>• Two five-gallon buckets with lids.</li> </ul> <p>Are contaminated absorbent materials properly disposed of?</p>				<p><b>Findings and Remedial Action</b></p> <p><b>Documentation:</b></p>

**I. POTENTIAL POLLUTANT SOURCE AREA INSPECTION AND BEST MANAGEMENT PRACTICES EVALUATION**



**III. CERTIFICATION STATEMENTS AND SIGNATURES:**

**Inspector - Certification:** This section must be completed by the person who conducted the site inspection prior to submitting this form to the person with signature authority (see Permit Condition G2) or a duly authorized representative of that person.

- The facility is in compliance with the terms and conditions of the SWPPP and the Industrial Stormwater General Permit.
- The facility is out of compliance with the terms and conditions of the SWPPP and the Industrial Stormwater General Permit. This report includes the remedial actions that must be taken to meet the requirements of the SWPPP and permit, including a schedule of implementation of the remedial actions.*

*"I certify that this report is true, accurate, and complete, to the best of my knowledge and belief."*

<b>Inspector's Name – Printed</b>	<b>Inspector's Signature</b>	<b>Inspector's Title</b>	<b>Date</b>

**Permittee – Certification:**

- The facility is in compliance with the terms and conditions of the SWPPP and the Industrial Stormwater General Permit.
- The facility is out of compliance with the terms and conditions of the SWPPP and the Industrial Stormwater General Permit. This report includes the remedial actions that must be taken to meet the requirements of the SWPPP and permit, including a schedule of implementation of the remedial actions.*

*"I certify under penalty of law, that this document and all attachments were prepared under my direction or supervision in accordance with a system designed to assure that qualified personnel properly gathered and evaluated the information submitted. Based on my inquiry of the person or persons who manage the system, or those persons directly responsible for gathering information, the information submitted is, to the best of my knowledge and belief, true, accurate, and complete. I am aware that there are significant penalties for submitting false information, including the possibility of fine and imprisonment for knowing violations."*

<b>PRINTED NAME</b> of person with <b>Signature Authority</b> (permit condition G2.A) or a <b>Duly Authorized Representative</b> <sup>1</sup>	<b>SIGNATURE</b> of person with <b>Signature Authority</b> (permit condition G2.A) or a <b>Duly Authorized Representative</b> <sup>1</sup>	<b>DATE</b>

<sup>1</sup>A person is duly authorized representative only if 1) the authorization is made in writing by a person described in Permit Condition G2.A and submitted to Ecology, and 2) the authorization specifies either an individual or a position having responsibility for the overall operation of the regulated *facility*, such as the position of plant manager, superintendent, position of equivalent responsibility, or an individual or position having overall responsibility for environmental matters.

# **APPENDIX B**

## Boring Logs



**KEY SHEET - CLASSIFICATIONS AND SYMBOLS**

GS FORM:  
KEY 09/99

**EMPIRICAL CORRELATIONS WITH STANDARD PENETRATION RESISTANCE N VALUES \***

	N VALUE * (BLOWS/FT)	CONSISTENCY	UNCONFINED COMPRESSIVE STRENGTH (TONS/SQ FT)		N VALUE * (BLOWS/FT)	RELATIVE DENSITY
<b>FINE GRAINED SOILS</b>	0 - 2	VERY SOFT	<0.25	<b>COARSE GRAINED SOILS</b>	0 - 4	VERY LOOSE
	3 - 4	SOFT	0.25 - 0.50		5 - 10	LOOSE
	5 - 8	FIRM	0.50 - 1.00		11 - 30	MEDIUM DENSE
	9 - 15	STIFF	1.00 - 2.00		31 - 50	DENSE
	16 - 30	VERY STIFF	2.00 - 4.00		>50	VERY DENSE
	31 - 50	HARD	>4.00			
	>50	VERY HARD				

\* ASTM D 1586; NUMBER OF BLOWS OF 140 POUND HAMMER FALLING 30 INCHES TO DRIVE A 2 IN. O.D., 1.4 IN. I.D. SAMPLER ONE FOOT.

**UNIFIED SOIL CLASSIFICATION AND SYMBOL CHART**

MAJOR DIVISIONS		SYMBOLS	DESCRIPTIONS
<b>COARSE GRAINED SOILS</b>	GRAVEL AND GRAVELLY SOILS	CLEAN GRAVELS	GW WELL-GRADED GRAVELS, GRAVEL-SAND MIXTURES, LITTLE OR NO FINES
		LITTLE OR NO FINES	GP POORLY GRADED GRAVELS, GRAVEL-SAND MIXTURES, LITTLE OR NO FINES
		GRAVELS WITH FINES	GM SILTY GRAVELS, GRAVEL- SAND-SILT MIXTURES
	MORE THAN 50% OF COARSE FRACTION RETAINED ON NO.4 SIEVE	GRAVELS WITH FINES	GC CLAYEY GRAVELS, GRAVEL- SAND-CLAY MIXTURES
		APPRECIABLE AMOUNT OF FINES	
SAND AND SANDY SOILS	CLEAN SANDS	SW WELL GRADED SANDS, GRAVELLY SANDS, LITTLE OR NO FINES	
		LITTLE OR NO FINES	SP POORLY GRADED SANDS, GRAVELLY SANDS, LITTLE OR NO FINES
	SANDS WITH FINES	SM SILTY SANDS, SAND-SILT MIXTURES	
		APPRECIABLE AMOUNT OF FINES	SC CLAYEY SANDS, SAND-CLAY MIXTURES
<b>FINE GRAINED SOILS</b>	SILTS AND CLAYS	ML INORGANIC SILTS AND VERY FINE SANDS, ROCK FLOUR, SILTY OR CLAYEY FINE SANDS OR CLAYEY SILTS WITH SLIGHT PLASTICITY	
		CL INORGANIC CLAYS OF LOW TO MEDIUM PLASTICITY, GRAVELLY CLAYS, SANDY CLAYS, SILTY CLAYS, LEAN CLAYS	
		OL ORGANIC SILTS AND ORGANIC SILTY CLAYS OF LOW PLASTICITY	
	SILTS AND CLAYS	MH INORGANIC SILTS, MICACEOUS OR DIATOMACEOUS FINE SANDY OR SILTY SOILS, ELASTIC SILT	
		CH INORGANIC CLAYS OF HIGH PLASTICITY, FAT CLAYS	
		OH ORGANIC CLAYS OF MEDIUM TO HIGH PLASTICITY, ORGANIC SILTS	
HIGHLY ORGANIC SOILS		PT PEAT, HUMUS, SWAMP SOILS WITH HIGH ORGANIC CONTENT	

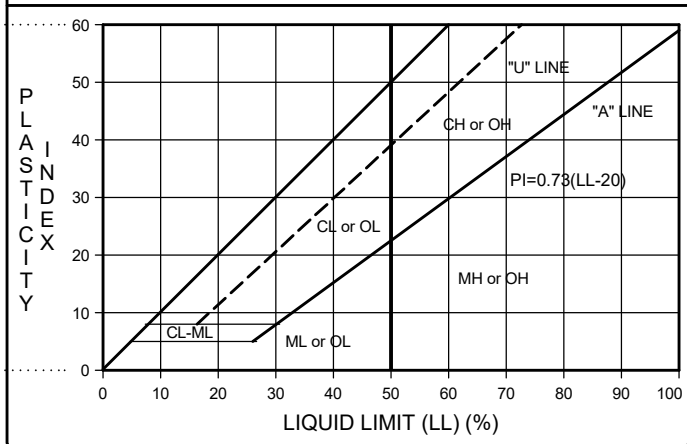
NOTE: DUAL SYMBOLS USED FOR BORDERLINE CLASSIFICATIONS

**PARTICLE SIZE IDENTIFICATION**

BOULDERS	>300 mm
COBBLES	75 - 300 mm
GRAVEL: COARSE	19.0 - 75 mm
GRAVEL: FINE	4.75 - 19 mm
SAND: COARSE	2.00 - 4.75 mm
SAND: MEDIUM	0.425 - 2.00 mm
SAND: FINE	0.075 - 0.425 mm
SILT	0.075 - 0.002 mm
CLAY	<0.002 mm

WELL GRADED - HAVING WIDE RANGE OF GRAIN SIZES AND APPRECIABLE AMOUNTS OF ALL INTERMEDIATE PARTICLE SIZES  
POORLY GRADED - PREDOMINANTLY ONE GRAIN SIZE, OR HAVING A RANGE OF SIZES WITH SOME INTERMEDIATE SIZES MISSING

**PLASTICITY CHART**



**OTHER MATERIAL SYMBOLS**

Siltstone	Sand
Sandstone	Silt
Siltstone/Claystone	Silty Sand
Claystone	Alluvium
Shale	Artificial Fill
Siltstone/Sandstone	Debris Fill
Conglomerate	Asphalt
Granitic	Cement

**WELL SYMBOLS**

Concrete
Grout
Hydrated Bentonite
Filter Sand
Well Screen
Well Sump
Native / Slough
Centralizer

**SAMPLER AND OTHER SYMBOLS**

Auger	Water Level at Time Drilling, or as Shown
Core	Static Water Level
Drive Point	MSL: Mean Sea Level
Grab Sample	AGS: Above Ground Surface
Core Loss	BGS: Below Ground Surface
Rock Core	PID: Photoionization Detector
	ppm: Parts per Million

GS FORM:  
BORE 1/99

**BOREHOLE RECORD**

DEPTH (ft)	MATERIAL DESCRIPTION	SYMBOLIC LOG	USCS Classification	CORE		SAMPLES		COMMENTS
				% RECOVERY	TYPE	SAMPLE NAME	PID READING (ppm)	
2	No recovery.							No sheen or odor observed in core.
	Dark gray (5YR 4/1), dry, loose, well graded, sandy GRAVEL with silt.		GM	54%		SB-01-3.25	0	
4	Yellowish red (5YR 4/6), moist, stiff, sandy SILT, with 1.5 inch rounded gravel.		ML				0	
6	No Recovery.						0	
8	Yellowish red (5YR 4/6), moist, stiff, sandy SILT, with 1.5 inch rounded gravel.		ML	60%		SB-01-8.25	0	
10	Black, moist, well graded fine to medium, silty SAND.		SM				0	
12	Black, moist, well graded fine to medium, silty SAND.		SM	66%			0	
	Yellowish red (5YR 4/6), moist, stiff, sandy SILT, with 1.5 inch rounded gravel.		ML		SB-01-13.25	0		
14	Very dark gray (5YR 3/1), moist, loose, well graded, silty SAND with 1.5 inch rounded gravel.		SM				0	
16	No recovery.						0	
18	SLOUGH: Tan, dry, silty SAND with gravel.		SM	56%			0	
	Very dark reddish brown (5 YR3/2), moist, rounded, well graded fine to coarse, sandy GRAVEL with silt.		GM			SB-01-19.25	0	
20	End of boring at 20 feet below ground surface.						0	

PNG0786B\_DPT NO WELL DRAFT BORING LOGS.GPJ PNW DEFAULT GINT LIBRARY.GLB 11/3/25

<b>CONTRACTOR</b> Holt Drilling	<b>LATITUDE</b>
<b>EQUIPMENT</b> GeoProbe 7822DT	<b>LONGITUDE</b>
<b>DRILL MTHD</b> Direct Push	<b>ANGLE</b> Vertical
<b>DIAMETER</b> 2.25 inch	<b>PRINTED</b> 11/03/25
<b>LOGGER</b> Jobe Traywick	

**REMARKS:**

SEE KEY SHEET FOR SYMBOLS AND ABBREVIATIONS

GS FORM:  
BORE 1/99

**BOREHOLE RECORD**

DEPTH (ft)	MATERIAL DESCRIPTION	SYMBOLIC LOG	USCS Classification	CORE		SAMPLES		COMMENTS
				% RECOVERY	TYPE	SAMPLE NAME	PID READING (ppm)	
2	No recovery.			44%				No sheen or odor observed in core.
3	Dark gray (5YR 4/1), dry, loose, well graded, sandy GRAVEL with silt.		GM				0	
4	Yellowish red (5YR 4/6), moist, stiff, sandy SILT, with 1.5 inch rounded gravel.		ML			SB-02-4.25	0	
6	No recovery.							
8	Yellowish red (5YR 4/6), moist, stiff, sandy SILT, with 1.5 inch rounded gravel.		ML	54%			0	
9	Dark gray (5YR 4/1), dry, loose, well graded, sandy GRAVEL with silt.		GM				0	
10	No recovery.					SB-02-9.75	0	
12	Dark gray (5YR 4/1), dry, loose, well graded, sandy GRAVEL with silt.		GM	66%			0	
14	Very dark gray (5YR 3/1), moist, loose, poorly graded, coarse, SAND. Sand grains are angular, and tan, gray, black, and red.		SP			SB-02-14.25	0	
16	SLOUGH: Tan, dry, silty SAND with angular to rounded gravel.		SM				0	
18	Very dark gray (5YR 3/1), moist, loose, poorly graded, coarse, SAND. Sand grains are angular, and tan, gray, black, and red.		SP	100%			0	
20	No recovery.					SB-02-19.75	0	
20	End of boring at 20 feet below ground surface.							

PNG0786B\_DPT NO WELL DRAFT BORING LOGS.GPJ PNW DEFAULT GINT LIBRARY.GLB 11/3/25

**CONTRACTOR** Holt Drilling  
**EQUIPMENT** GeoProbe 7822DT  
**DRILL MTHD** Direct Push  
**DIAMETER** 2.25 inch  
**LOGGER** Jobe Traywick  
**LATITUDE**  
**LONGITUDE**  
**ANGLE** Vertical  
**PRINTED** 11/03/25

**REMARKS:**  
  
SEE KEY SHEET FOR SYMBOLS AND ABBREVIATIONS

GS FORM:  
BORE 1/99

**BOREHOLE RECORD**

DEPTH (ft)	MATERIAL DESCRIPTION	SYMBOLIC LOG	USCS Classification	CORE		SAMPLES		COMMENTS
				% RECOVERY	TYPE	SAMPLE NAME	PID READING (ppm)	
0	No recovery.							
2				50%				No sheen or odor observed in core.
2.5	Gray, dry, loose, angular, fine, silty GRAVEL		GM					
3.5	Gray, moist, loose, subrounded, well graded fine to coarse, silty SAND with gravel up to 1.5 inches.		SM			SB-03-3.25	0	
4	Yellowish red (5YR 4/6), moist, stiff, sandy SILT, with 1.5 inch rounded gravel.		ML				0	
4.5	Gray, moist, loose, well graded fine to coarse, silty SAND with gravel.		SM				0	
6	No recovery.							
8				40%				
8.5	SLOUGH: Tan, dry, loose, silty SAND with gravel.		SM				0	
9.5	Yellowish red (5YR 4/6), moist, stiff, sandy SILT, with 1.5 inch rounded gravel.		ML			SB-03-8.75	0	
10	Very dark gray (5YR 3/1), dry, loose, poorly graded, coarse SAND with trace subrounded gravel.		SP				0	
12				76%				
12.5	Reddish brown (5YR 5/1), dry, loose, well graded fine to coarse, silty SAND with 20% subrounded gravel.		SW				0	
14	Very dark gray (5YR 5/1), moist, loose, well graded fine to coarse, SAND with 10% subrounded gravel.		SW				0	
14.5						SB-03-14.75	0	
16	SLOUGH: Tan, dry, loose, silty SAND with gravel.		SW				0	
18	Very dark gray (5YR 3/1), moist, loose, poorly graded, coarse, SAND. Sand grains are angular, and tan, gray, black, and red.		SP	100%			0	
20							0	
20	End of boring at 20 feet below ground surface.					SB-03-19.75	0	

PNG0786B\_DPT NO WELL DRAFT BORING LOGS.GPJ PNW DEFAULT GINT LIBRARY.GLB 11/3/25

<b>CONTRACTOR</b> Holt Drilling	<b>LATITUDE</b>
<b>EQUIPMENT</b> GeoProbe 7822DT	<b>LONGITUDE</b>
<b>DRILL MTHD</b> Direct Push	<b>ANGLE</b> Vertical
<b>DIAMETER</b> 2.25 inch	<b>PRINTED</b> 11/03/25
<b>LOGGER</b> Jobe Traywick	

**REMARKS:**

SEE KEY SHEET FOR SYMBOLS AND ABBREVIATIONS

GS FORM:  
BORE 1/99

**BOREHOLE RECORD**

DEPTH (ft)	MATERIAL DESCRIPTION	SYMBOLIC LOG	USCS Classification	CORE		SAMPLES		COMMENTS
				% RECOVERY	TYPE	SAMPLE NAME	PID READING (ppm)	
0	No recovery.							
2	Brown, dry, loose, angular, poorly graded fine, silty GRAVEL with trace rootlets. One 0.25 inch piece of blue plastic.  Dark gray (5YR 4/1), dry, loose, well graded fine to coarse, silty SAND with subrounded gravel. Gravel content increases with depth from 15% to 20% and silt content decreases from 30% to 20%.		GM SM	66%		SB-04-2.25	0	No sheen or odor observed in core.
4							0	
6	No recovery.  Dark gray (5YR 4/1), dry, loose, well graded fine to coarse, silty SAND.		SM				0	
8	Very dark gray (5YR 3/1), moist, loose, poorly graded, coarse, SAND. Sand grains are angular, and tan, gray, black, and red.		SP	80%		SB-04-7.25	0	
10							0	
10	End of boring at 10 feet below ground surface.							

PNG0786B\_DPT NO WELL DRAFT BORING LOGS.GPJ PNW DEFAULT GINT LIBRARY.GLB 11/3/25

<b>CONTRACTOR</b> Holt Drilling	<b>LATITUDE</b>
<b>EQUIPMENT</b> GeoProbe 7822DT	<b>LONGITUDE</b>
<b>DRILL MTHD</b> Direct Push	<b>ANGLE</b> Vertical
<b>DIAMETER</b> 2.25 inch	<b>PRINTED</b> 11/03/25
<b>LOGGER</b> Jobe Traywick	

**REMARKS:**

SEE KEY SHEET FOR SYMBOLS AND ABBREVIATIONS

GS FORM:  
BORE 1/99

**BOREHOLE RECORD**

DEPTH (ft)	MATERIAL DESCRIPTION	SYMBOLIC LOG	USCS Classification	CORE		SAMPLES		COMMENTS
				% RECOVERY	TYPE	SAMPLE NAME	PID READING (ppm)	
0 - 2	No recovery.							No sheen or odor observed in core.
2 - 3	Gray, dry, loose, well graded fine to medium, angular GRAVEL.		GW	54%		SB-05-2.75	0	
3 - 4	Black (5YR 2.5/1), moist, stiff, sandy SILT with gravel.		ML				0	
4 - 6	Dark reddish gray (5YR 4/2), dry, loose, well graded fine to coarse, silty SAND with angular to rounded gravel up to 1.5 inches.		SM				0	
6 - 7	No recovery.							
7 - 8	Very dark gray (5YR 3/1), dry, loose, well graded fine to coarse, silty SAND with 20% rounded gravel up to 2 inches.		SM				0	
8 - 10	Very dark gray (5YR 3/1), moist, loose, poorly graded, coarse, SAND. Sand grains are angular, and tan, gray, black, and red.		SP	80%		SB-05-9.25	0	
10 - 10	End of boring at 10 feet below ground surface.							

PNG0786B\_DPT NO WELL DRAFT BORING LOGS.GPJ PNW DEFAULT GINT LIBRARY.GLB 11/3/25

<b>CONTRACTOR</b> Holt Drilling	<b>LATITUDE</b>
<b>EQUIPMENT</b> GeoProbe 7822DT	<b>LONGITUDE</b>
<b>DRILL MTHD</b> Direct Push	<b>ANGLE</b> Vertical
<b>DIAMETER</b> 2.25 inch	<b>PRINTED</b> 11/03/25
<b>LOGGER</b> Jobe Traywick	

**REMARKS:**

SEE KEY SHEET FOR SYMBOLS AND ABBREVIATIONS

GS FORM:  
BORE 1/99

**BOREHOLE RECORD**

DEPTH (ft)	MATERIAL DESCRIPTION	SYMBOLIC LOG	USCS Classification	CORE		SAMPLES		COMMENTS
				% RECOVERY	TYPE	SAMPLE NAME	PID READING (ppm)	
0	No recovery.							
2	Dark gray, dry, soft, sandy SILT with 30% angular gravel.		ML					No sheen or odor observed in core.
	Dark gray (5YR 4/1), dry, loose, well graded fine to coarse, silty SAND with 20% subrounded grave up to 1 inch.		SM	70%		SB-06-2.25	0	
4							0	
	No recovery.						0	
6	Dark gray (5YR 4/1), dry, loose, well graded fine to coarse, silty SAND with 20% subrounded grave up to 1 inch.		SM				0	
8	Very dark gray (5YR 3/1), moist, loose, poorly graded, coarse, SAND. Sand grains are angular, and tan, gray, black, and red.		SP	80%		SB-06-8.25	0	
10	End of boring at 10 feet below ground surface.						0	

**CONTRACTOR** Holt Drilling  
**EQUIPMENT** GeoProbe 7822DT  
**DRILL MTHD** Direct Push  
**DIAMETER** 2.25 inch  
**LOGGER** Jobe Traywick  
**LATITUDE**  
**LONGITUDE**  
**ANGLE** Vertical  
**PRINTED** 11/03/25

**REMARKS:**  
  
SEE KEY SHEET FOR SYMBOLS AND ABBREVIATIONS

GS FORM:  
BORE 1/99

**BOREHOLE RECORD**

DEPTH (ft)	MATERIAL DESCRIPTION	SYMBOLIC LOG	USCS Classification	CORE		SAMPLES		COMMENTS
				% RECOVERY	TYPE	SAMPLE NAME	PID READING (ppm)	
	No recovery.							
2	Dark reddish brown (5YR 3/3), moist, stiff, sandy SILT with rounded to subrounded gravel up to 1 inch.		ML				0	No sheen or odor observed in core.
	ROCK		ROCK	68%			0	
	Very dark gray (5YR 3/1), dry, loose, well graded fine to coarse, silty SAND with 20% rounded to subrounded gravel up to 1 inch.		SM			SB-07-2.75	0	
4	Very dark gray (5YR 3/1), dry, loose, poorly graded medium, SAND with trace rounded gravel and trace silt.		SP				0	
	No recovery.						0	
6	SLOUGH: Very dark gray, dry, loose, silty SAND with trace gravel.		SM				0	
	Very dark gray (5YR 3/1), moist, loose, poorly graded, coarse, SAND. Sand grains are angular, and tan, gray, black, and red.		SP	88%			0	
	No recovery.						0	
10	End of boring at 10 feet below ground surface.						0	

**CONTRACTOR** Holt Drilling  
**EQUIPMENT** GeoProbe 7822DT  
**DRILL MTHD** Direct Push  
**DIAMETER** 2.25 inch  
**LOGGER** Jobe Traywick  
**LATITUDE**  
**LONGITUDE**  
**ANGLE** Vertical  
**PRINTED** 11/03/25

**REMARKS:**  
  
SEE KEY SHEET FOR SYMBOLS AND ABBREVIATIONS

GS FORM:  
BORE 1/99

## BOREHOLE RECORD

DEPTH (ft)	MATERIAL DESCRIPTION	SYMBOLIC LOG	USCS Classification	CORE		SAMPLES		COMMENTS
				% RECOVERY	TYPE	SAMPLE NAME	PID READING (ppm)	
0	No recovery.							
2				48%				No sheen or odor observed in core.
2.75	Dark gray, dry, loose, granular, poorly graded medium, GRAVEL.		GP					
3.75	Reddish brown (5YR 5/1), moist, stiff, SILT, with 30% rounded gravel up to 2 inches. Trace glass.		ML			SB-08-3.75	0	
4.25	Gray (5YR 5/1), dry, loose, well graded fine to coarse, silty SAND with trace gravel.		SM				0	
6	No recovery.							
6.25	Gray (5YR 5/1), dry, loose, well graded fine to coarse, silty SAND with 20% gravel up to 2 inches.		SM				0	
7.75	Very dark gray (5YR 3/1), moist, loose, poorly graded, coarse, SAND. Sand grains are angular, and tan, gray, black, and red.		SP	80%			0	
8.25							0	
9.25						SB-08-9.25	0	
10	SLOUGH: Dark gray, dry, loose, well graded fine to coarse, silty SAND with 30% rounded to subrounded gravel.		SM				0	
11.25							0	
12	Very dark gray (5YR 3/1), moist, loose, poorly graded, coarse, SAND. Sand grains are angular, and tan, gray, black, and red.		SP	100%			0	
13							0	
14							0	
14.25						SB-08-14.25	0	
15.25	SLOUGH: Dark gray, dry, loose, well graded fine to coarse, silty SAND with 30% rounded to subrounded gravel.		SM				0	
16.25							0	
17.25							0	
18	Very dark gray (5YR 3/1), moist, loose, poorly graded, coarse, SAND. Sand grains are angular, and tan, gray, black, and red.		SP	100%			0	
19							0	
19.25						SB-08-19.25	0	
20	End of boring at 20 feet below ground surface.							

PNG0786B\_DPT NO WELL DRAFT BORING LOGS.GPJ PNW DEFAULT GINT LIBRARY.GLB 11/3/25

<b>CONTRACTOR</b> Holt Drilling	<b>LATITUDE</b>
<b>EQUIPMENT</b> GeoProbe 7822DT	<b>LONGITUDE</b>
<b>DRILL MTHD</b> Direct Push	<b>ANGLE</b> Vertical
<b>DIAMETER</b> 2.25 inch	<b>PRINTED</b> 11/03/25
<b>LOGGER</b> Jobe Traywick	

**REMARKS:**

SEE KEY SHEET FOR SYMBOLS AND ABBREVIATIONS

**APPENDIX C**  
Laboratory Reports

---

Sample Receipt Checklist


COC Seal Present/Intact:  Y  N  NP If Applicable  
 COC Signed/Accurate:  Y  N VOA Zero Headspace:  Y  N  
 Bottles arrive intact:  Y  N Pres. Correct/Check:  Y  N  
 Correct bottles used:  Y  N  
 Sufficient volume sent:  Y  N Condition:  NCF  OK  
 RA Screen <0.5 mR/hr:  Y  N

G188

**Pace** Chain-of-Custody Analytical Request Document  
 Pace Analytical National Mount Juliet, TN  
 Chain-of-Custody is a LEGAL DOCUMENT - Complete all relevant fields

Company Name: Geosyntec Consultants  
 Street Address: 920 SW Sixth Avenue, Suite 600, Portland, Oregon 97204  
 Customer Project #: NWSW0030  
 Project Name: North Star Casteel  
 Site Collection Info/Facility ID (as applicable): Vancouver, WA  
 Time Zone Collected:  AK  PT  MT  CT  ET  
 Contact/Report To: Joey Hickey  
 Phone #: 503-222-9518  
 E-Mail: jhickey@geosyntec.com  
 Cc E-Mail: jlaurance@geosyntec.com  
 Invoice to: Submit to Coupa  
 Invoice E-mail:  
 Purchase Order # (if applicable): WO-NWSW0030-11591  
 Quote #:  
 County/State origin of sample(s): Clark Co. Washington

LAB USE ONLY: Affix Workorder/Login Label Here



Scan QR Code for instructions

L1884546

Data Deliverables:  Level II  Level III  Level IV  
 EQUIS  Other  
 Regulatory Program (DW, RCRA, etc.) as applicable: Reportable  Yes  No  
 Rush (Pre-approval required):  Same Day  1 Day  2 Day  3 Day Other Standard TAT  
 Date Results Requested:  
 DW PWSID # or WW Permit # as applicable:  
 Field Filtered (if applicable):  Yes  No  
 Analysis:

Specify Container Size \*\*  
 40mL 4oz 40mL 4oz 4oz 2oz --  
 Identify Container Preservative Type\*\*\*  
 MeOH None MeOH None None None --  
 Analysis Requested  
 \*\* Container Size: (1) 1L, (2) 500mL, (3) 250mL, (4) 125mL, (5) 100mL, (6) 40mL vial, (7) Encare, (8) TerraCora, (9) 90mL, (10) Other  
 \*\*\* Preservative Types: (1) None, (2) HClO4, (3) H2SO4, (4) HCl, (5) NaOH, (6) Zn Acetate, (7) NaHSO4, (8) Sod. Thiosulfate, (9) Ascorbic Acid, (10) MeOH, (11) Other

\* Matrix Codes (Insert in Matrix box below): Drinking Water (DW), Ground Water (GW), Wastewater (WW), Product (PL), Soil/Solid (SS), Oil (OL), Wipe (WP), Tissue (TS), Bioassay (B), Vapor (V), Surface Water (SW), Sediment (SED), Sludge (SL), Cauls (CX), Leachate (L), Biosolid (BS), Other (OT)

Customer Sample ID	Matrix *	Comp / Grab	Composite Start		Collected or Composite End		# Cont.	Residual Chlorine		NWTPH-GX	NWTPH-Dx (diesel and oil range)	VOCs (EPA 8260)	PAHs (EPA 8270)	PCBs (EPA 8082A)	Metals (See Note, Priority Pollutant 13 metals + Mn)	Hold All	Sample Comment
			Date	Time	Date	Time		Result	Units								
SB-01-3.25	SS	G			7/31/2025	1441	4										-01
SB-01-8.75	SS	G			7/31/2025	1447	4		X	X	X	X	X	X			-02
SB-01-13.25	SS	G			7/31/2025	1500	4		X	X	X	X	X	X			-03
SB-01-19.25	SS	G			7/31/2025	1507	4								H		-04
SB-02-4.25	SS	G			7/31/2025	1320	4								H		-05
SB-02-9.75	SS	G			7/31/2025	1327	4		X	X	X	X	X	X			-06
SB-02-14.75	SS	G			7/31/2025	1340	4		X	X	X	X	X	X			-07
SB-02-19.75	SS	G			7/31/2025	1348	4		H	H	H	H	H	X			-08
SB-03-3.25	SS	G			7/31/2025	1229	4								H		-09
SB-03-8.75	SS	G			7/31/2025	1237	4		X	X	X	X	X	X			-10

Additional Instructions from Pace\*: Collected By: Jon Laurance  
 Printed Name: Jon Laurance  
 Signature: *[Signature]*  
 Customer Remarks / Special Conditions / Possible Hazards: H=Hold; Metals: Sb, As, Be, Cd, Cr, Cu, Pb, Hg, Ni, Se, Ag, Ti, Zn, Mn  
 # Coolers: Thermometer ID: Correction Factor (°C): Obs. Temp. (°C): Corrected Temp. (°C):  On Ice

Relinquished by/Company: (Signature) *[Signature]* Date/Time: 8/1/2025 11:45  
 Relinquished by/Company: (Signature) *[Signature]* Date/Time: 8/1/2025 8:30  
 Relinquished by/Company: (Signature) Date/Time:  
 Relinquished by/Company: (Signature) Date/Time:  
 Tracking Number:  
 Delivered by:  In-Person  Courier  
 FedEx  UPS  Other  
 Page: 1 of 3



Pace® Location Requested (City/State):  
Pace Analytical National Mount Juliet, TN

### CHAIN-OF-CUSTODY Analytical Request Document

Chain-of-Custody is a LEGAL DOCUMENT - Complete all relevant fields

LAB USE ONLY- Affix Workorder/Login Label Here



Scan QR Code for instructions

L1884546

Company Name: **Geosyntec Consultants**  
Street Address:  
320 SW Sixth Avenue  
Suite 600  
Portland, Oregon 97204  
Customer Project #: **NWSW0030**  
Project Name:  
**North Star Casteel**  
Site Collection Info/Facility ID (as applicable):  
**Vancouver, WA**

Contact/Report To: **Joey Hickey**  
Phone #: **503-222-9518**  
E-Mail: **jhickey@geosyntec.com**  
Cc E-Mail: **jlaurance@geosyntec.com**  
Invoice to: **Submit to Coupa**  
Invoice E-mail:  
Purchase Order # (if applicable): **WO-NWSW0030-11591**  
Quote #:

Time Zone Collected: [ ] AK [X] PT [ ] MT [ ] CT [ ] ET  
County / State origin of sample(s): **Clark Co, Washington**  
Data Deliverables:  
[ ] Level II [ ] Level III [ ] Level IV  
[ ] EQUIS  
[ ] Other  
Regulatory Program (DW, RCRA, etc.) as applicable: \_\_\_\_\_ Reportable [ ] Yes [ ] No  
Rush (Pre-approval required):  
[ ] Same Day [ ] 1 Day [ ] 2 Day [ ] 3 Day Other Standard TAT  
Date Results Requested:  
DW PWSID # or WW Permit # as applicable:  
Field Filtered (if applicable): [ ] Yes [ ] No  
Analysis:

\* Matrix Codes (Insert in Matrix box below): Drinking Water (DW), Ground Water (GW), Wastewater (WW), Product (P), Soil/Solid (SS), Oil (OL), Wipe (WP), Tissue (TS), Bioassay (B), Vapor (V), Surface Water (SW), Sediment (SED), Sludge (SL), Caulk (CK), Leachate (LL), Biosolid (BS), Other (OT)

Customer Sample ID	Matrix *	Comp / Grab	Composite Start		Collected or Composite End		# Concl.	Residual Chlorine		NWTPH-GX	NWTPH-Dx (diesel and oil range)	VOCs (EPA 8260)	PAHs (EPA 8270)	PCBs (EPA 8082A)	Metals (See Note, Priority Pollutant 13 metals + Mn)	Hold All	Sample Comment
			Date	Time	Date	Time		Result	Units								
SB-03-14.75	SS	G			7/31/2025	1243	4			X	X	X	X	X	X		-011
SB-03-19.75	SS	G			7/31/2025	1249	4			H	H	H	H	H	X		-012
SB-04-2.25	SS	G			7/31/2025	1059	4			X	X	X	X	X	X		-013
SB-04-7.75	SS	G			7/31/2025	1105	4			X	X	X	X	X	X		-014
SB-05-2.75	SS	G			7/31/2025	1138	4			X	X	X	X	X	X		-015
SB-05-9.25	SS	G			7/31/2025	1148	4			X	X	X	X	X	X		-16
SB-06-2.25	SS	G			7/31/2025	1022	4			X	X	X	X	X	X		-17
SB-06-8.25	SS	G			7/31/2025	1030	4			X	X	X	X	X	X		-18
SB-07-2.75	SS	G			7/31/2025	0943	4			X	X	X	X	X	X		-19
SB-07-9.25	SS	G			7/31/2025	0950	4			X	X	X	X	X	X		-20

Additional Instructions from Pace®:

Collected By:  
Printed Name: **Jon Laurance**  
Signature: *[Signature]*


Customer Remarks / Special Conditions / Possible Hazards:  
H=Hold; Metals: Sb, As, Be, Cd, Cr, Cu, Pb, Hg, Ni, Se, Ag, Ti, Zn, Mn  
# Coolers: \_\_\_\_\_ Thermometer ID: \_\_\_\_\_ Correction Factor (°C): \_\_\_\_\_ Obs. Temp. (°C): \_\_\_\_\_ Corrected Temp. (°C): \_\_\_\_\_ [ ] On Ice

Relinquished by/Company: (Signature) *[Signature]*  
Date/Time: 8/1/2025 1145

Received by/Company: (Signature) \_\_\_\_\_  
Date/Time: \_\_\_\_\_  
Received by/Company: (Signature) *[Signature]*  
Date/Time: \_\_\_\_\_

Date/Time: 8/1/25 1145  
Tracking Number: \_\_\_\_\_  
Date/Time: 8/2/25 8:30  
Delivered by: [ ] In-Person [ ] Courier  
[ ] FedEx [ ] UPS [ ] Other

Submitting a sample via this chain of custody constitutes acknowledgment and acceptance of the Pace® Terms and Conditions found at <https://info.pacelabs.com/hubfs/pas-standard-terms.pdf>. ENV-FRM-CORC-0019\_v02\_110123 ©



Pace® Location Requested (City/State):  
Pace Analytical National Mount Juliet, TN

### CHAIN-OF-CUSTODY Analytical Request Document

Chain-of-Custody is a LEGAL DOCUMENT - Complete all relevant fields

LAB USE ONLY- Affix Workorder/Login Label Here



Scan QR Code for instructions

11984546

Company Name: Geosyntec Consultants  
Street Address:  
520 SW Sixth Avenue  
Suite 600  
Portland, Oregon 97204

Contact/Report To: Joey Hickey  
Phone #: 503-222-9518  
E-Mail: jhickey@geosyntec.com  
Cc E-Mail: jlaurance@geosyntec.com

Customer Project #: NWSW0030

Invoice to: Submit to Coupa  
Invoice E-mail:

Project Name:  
North Star Casteel

Purchase Order # (if applicable): WO-NWSW0030-11591

Site Collection Info/Facility ID (as applicable):  
Vancouver, WA

Quote #:

Time Zone Collected: [ ] AK [X] PT [ ] MT [ ] CT [ ] ET

County / State origin of sample(s): Clark Co. Washington

Data Deliverables:  
[ ] Level II [ ] Level III [ ] Level IV  
[ ] EQUIS  
[ ] Other

Regulatory Program (DW, RCRA, etc.) as applicable: Reportable [ ] Yes [ ] No

Rush (Pre-approval required):  
[ ] Same Day [ ] 1 Day [ ] 2 Day [ ] 3 Day Other Standard TAT

DW PWSID # or WW Permit # as applicable:

Date Results Requested:

Field Filtered (if applicable): [ ] Yes [ ] No  
Analysis:

\* Matrix Codes (Insert in Matrix box below): Drinking Water (DW), Ground Water (GW), Wastewater (WW), Product (PL), Soil/Solid (SS), Oil (OL), Waste (WP), Tissue (TS), Biossary (BS), Vapor (V), Surface Water (SW), Sediment (SED), Sludge (SL), Caulk (CK), Leachate (LL), Biosolid (BS), Other (OT)

Customer Sample ID	Matrix *	Comp / Grab	Composite Start		Collected or Composite End		# Cont.	Residual Chlorine		NWTPH-GX	NWTPH-Dx (diesel and oil range)	VOCs (EPA 8260)	PAHs (EPA 8270)	PCBs (EPA 8082A)	Metals (See Note, Priority Pollutant 13 metals + Mn)	Hold All	Sample Comment
			Date	Time	Date	Time		Result	Units								
SB-08-3.75	SS	G			7/31/2025	0843	4										-21
SB-08-9.25	SS	G			7/31/2025	1858	4		X	X	X	X	X	X			-22
SB-08-14.25	SS	G			7/31/2025	0904	4		X	X	X	X	X	X			-23
SB-08-19.25	SS	G			7/31/2025	0910	4		H	H	H	H	H	X			-24
TRIP BLANK 1	SS	G			7/31/2025	1550	1									H	-25
TRIP BLANK 2	SS	G			7/31/2025	1551	1									H	-26

Specify Container Size \*\*  
40ml 4oz 40ml 4oz 4oz 2oz -  
Identify Container Preservative Type\*\*\*  
MeOH None MeOH None None None -

Analysis Requested  
\*\*\* Container Size: (1) 1L, (2) 500ml, (3) 250ml, (4) 125ml, (5) 100ml, (6) 40ml vial, (7) EnCore, (8) TerraCore, (9) 90ml, (10) Other  
\*\*\* Preservative Types: (1) None, (2) HNO3, (3) H2SO4, (4) HCl, (5) NaOH, (6) Zn Acetate, (7) NaHSO4, (8) Sod. Thiosulfate, (9) Ascorbic Acid, (10) MeOH, (11) Other

Lab Use Only  
Proj. Mgr:  
AcctNum / Client ID:  
Table #:  
Profile / Template:  
Prelog / Bottle Ord. ID:  
Sample Comment  
Preservation non-conformance identified for sample

Additional Instructions from Pace\*:

Collected By:  
Printed Name: Jon Laurance  
Signature: *Jon Laurance*

Customer Remarks / Special Conditions / Possible Hazards:  
H=Hold: Metals: Sb, As, Be, Cd, Cr, Cu, Pb, Hg, Ni, Se, Ag, Ti, Zn, Mn

Relinquished by/Company: (Signature) *Jon Laurance* Date/Time: 8/1/2025 1145

Received by/Company: (Signature) To FedEx

# Coolers: Thermometer ID: Correction Factor (°C): Obs. Temp. (°C): Corrected Temp. (°C): [ ] On Ice  
Date/Time: 8/1/25 1145 Tracking Number:

Relinquished by/Company: (Signature) Date/Time:

Received by/Company: (Signature) *Sakson* Date/Time:

Date/Time: 8/2/25 8:30 Delivered by: [ ] In-Person [ ] Courier

Relinquished by/Company: (Signature) Date/Time:

Received by/Company: (Signature)

Date/Time: [ ] FedEx [ ] UPS [ ] Other

Relinquished by/Company: (Signature) Date/Time:

Received by/Company: (Signature)

Date/Time: Page: 3 of 3

Multiple Parcel Form

L# L1884546

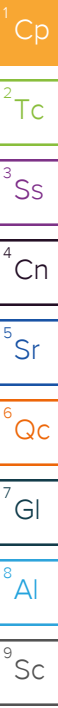
Parcel Tracking Number	Infrared Thermometer ID	Temperature Reading (°C)	Correction Factor (°C)	Corrected Temperature (°C)	Custody Seal Intact
4580 0320 0976	TLA9	3.5	-0.1	3.4	Yes / No / Not Present
4580 0320 0905	TLA9	1.1	-0.1	1.0	Yes / No / Not Present
					Yes / No / Not Present
					Yes / No / Not Present
					Yes / No / Not Present
					Yes / No / Not Present
					Yes / No / Not Present
					Yes / No / Not Present
					Yes / No / Not Present
					Yes / No / Not Present
					Yes / No / Not Present
					Yes / No / Not Present
					Yes / No / Not Present
					Yes / No / Not Present
					Yes / No / Not Present
					Yes / No / Not Present
					Yes / No / Not Present
					Yes / No / Not Present
					Yes / No / Not Present
					Yes / No / Not Present
					Yes / No / Not Present
					Yes / No / Not Present
					Yes / No / Not Present
					Yes / No / Not Present

Sabryn

Name

8/2/25

Date



## GeoSyntec, Inc. - OR

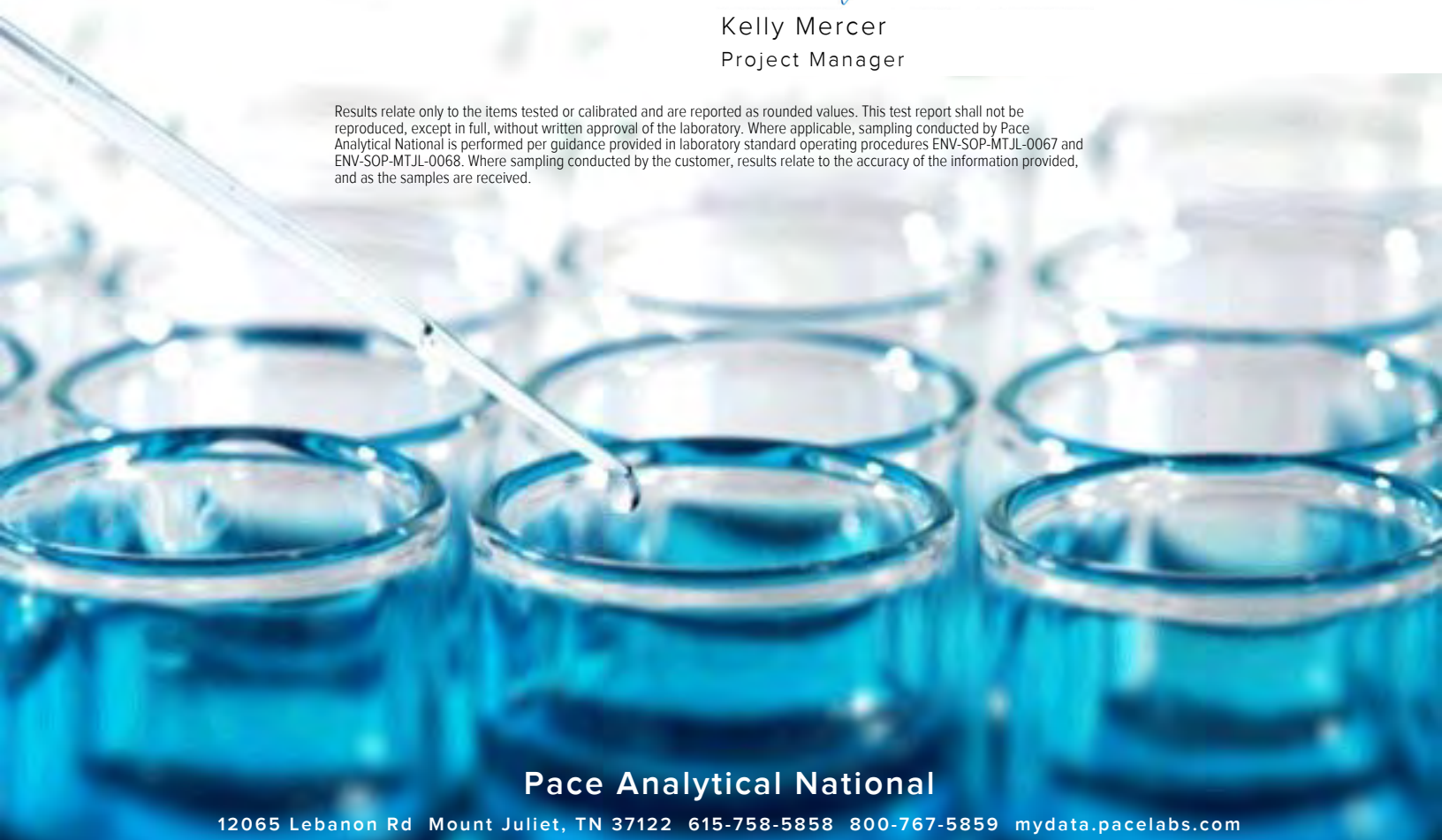
Sample Delivery Group: L1884546  
Samples Received: 08/02/2025  
Project Number: NWSW0030  
Description: North Star Casteel  
Site: VANCOUVER, WA  
Report To: Joey Hickey  
920 SW Sixth Avenue  
Suite 600  
Portland, OR 97204

Entire Report Reviewed By:



Kelly Mercer  
Project Manager

Results relate only to the items tested or calibrated and are reported as rounded values. This test report shall not be reproduced, except in full, without written approval of the laboratory. Where applicable, sampling conducted by Pace Analytical National is performed per guidance provided in laboratory standard operating procedures ENV-SOP-MTJL-0067 and ENV-SOP-MTJL-0068. Where sampling conducted by the customer, results relate to the accuracy of the information provided, and as the samples are received.



Pace Analytical National

12065 Lebanon Rd Mount Juliet, TN 37122 615-758-5858 800-767-5859 mydata.pacelabs.com

# TABLE OF CONTENTS

Cp: Cover Page	1
Tc: Table of Contents	2
Ss: Sample Summary	3
Cn: Case Narrative	8
Sr: Sample Results	9
SB-01-8.75 L1884546-02	9
SB-01-13.25 L1884546-03	12
SB-02-9.75 L1884546-06	15
SB-02-14.75 L1884546-07	18
SB-02-19.75 L1884546-08	21
SB-03-8.75 L1884546-10	22
SB-03-14.75 L1884546-11	25
SB-03-19.75 L1884546-12	28
SB-04-2.25 L1884546-13	29
SB-04-7.75 L1884546-14	32
SB-05-2.75 L1884546-15	35
SB-05-9.25 L1884546-16	38
SB-06-2.25 L1884546-17	41
SB-06-8.25 L1884546-18	44
SB-07-2.75 L1884546-19	47
SB-07-9.25 L1884546-20	50
SB-08-9.25 L1884546-22	53
SB-08-14.25 L1884546-23	56
SB-08-19.25 L1884546-24	59
TRIP BLANK 1 L1884546-25	60
TRIP BLANK 2 L1884546-26	62
Qc: Quality Control Summary	64
Total Solids by Method 2540 G-2011	64
Mercury by Method 7471B	68
Metals (ICPMS) by Method 6020B	71
Volatile Organic Compounds (GC) by Method NWTPHGX	75
Volatile Organic Compounds (GC/MS) by Method 8260D	77
Semi-Volatile Organic Compounds (GC) by Method NWTPHDX-NO SGT	95
Polychlorinated Biphenyls (GC) by Method 8082 A	98
Semi Volatile Organic Compounds (GC/MS) by Method 8270E-SIM	100
Gl: Glossary of Terms	104
Al: Accreditations & Locations	106
Sc: Sample Chain of Custody	107

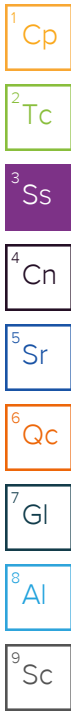
1	Cp
2	Tc
3	Ss
4	Cn
5	Sr
6	Qc
7	Gl
8	Al
9	Sc

# SAMPLE SUMMARY

## SB-01-8.75 L1884546-02

Collected by Jon Laurance      Collected date/time 07/31/25 14:47      Received date/time 08/02/25 08:30

Method	Batch	Dilution	Preparation date/time	Analysis date/time	Analyst	Location
Total Solids by Method 2540 G-2011	WG2575498	1	08/08/25 15:19	08/08/25 15:29	KDW	Mt. Juliet, TN
Mercury by Method 7471B	WG2575778	1	08/10/25 15:04	08/11/25 12:01	NDL	Mt. Juliet, TN
Metals (ICPMS) by Method 6020B	WG2576187	25	08/09/25 12:53	08/19/25 14:35	JPD	Mt. Juliet, TN
Metals (ICPMS) by Method 6020B	WG2576187	5	08/09/25 12:53	08/18/25 23:37	JPD	Mt. Juliet, TN
Volatile Organic Compounds (GC) by Method NWTPHGX	WG2573564	25	07/31/25 14:47	08/06/25 03:22	ACG	Mt. Juliet, TN
Volatile Organic Compounds (GC/MS) by Method 8260D	WG2573420	1	07/31/25 14:47	08/07/25 09:27	DWR	Mt. Juliet, TN
Semi-Volatile Organic Compounds (GC) by Method NWTPHDX-NO SGT	WG2576645	1	08/10/25 11:53	08/10/25 17:50	JAS	Mt. Juliet, TN
Polychlorinated Biphenyls (GC) by Method 8082 A	WG2575749	1	08/08/25 16:28	08/09/25 03:10	HCS	Mt. Juliet, TN
Semi Volatile Organic Compounds (GC/MS) by Method 8270E-SIM	WG2575957	1	08/09/25 11:55	08/13/25 12:04	DMG	Mt. Juliet, TN



## SB-01-13.25 L1884546-03

Collected by Jon Laurance      Collected date/time 07/31/25 15:00      Received date/time 08/02/25 08:30

Method	Batch	Dilution	Preparation date/time	Analysis date/time	Analyst	Location
Total Solids by Method 2540 G-2011	WG2575499	1	08/08/25 15:06	08/08/25 15:17	KDW	Mt. Juliet, TN
Mercury by Method 7471B	WG2575778	1	08/10/25 15:04	08/11/25 12:09	NDL	Mt. Juliet, TN
Metals (ICPMS) by Method 6020B	WG2576187	25	08/09/25 12:53	08/19/25 14:38	JPD	Mt. Juliet, TN
Metals (ICPMS) by Method 6020B	WG2576187	5	08/09/25 12:53	08/18/25 23:40	JPD	Mt. Juliet, TN
Volatile Organic Compounds (GC) by Method NWTPHGX	WG2573564	25	07/31/25 15:00	08/06/25 03:44	ACG	Mt. Juliet, TN
Volatile Organic Compounds (GC/MS) by Method 8260D	WG2573420	1	07/31/25 15:00	08/07/25 09:46	DWR	Mt. Juliet, TN
Semi-Volatile Organic Compounds (GC) by Method NWTPHDX-NO SGT	WG2576645	1	08/10/25 11:53	08/10/25 17:37	JAS	Mt. Juliet, TN
Polychlorinated Biphenyls (GC) by Method 8082 A	WG2576643	1	08/10/25 08:32	08/10/25 16:26	HCS	Mt. Juliet, TN
Semi Volatile Organic Compounds (GC/MS) by Method 8270E-SIM	WG2575957	1	08/09/25 11:55	08/13/25 12:22	DMG	Mt. Juliet, TN

## SB-02-9.75 L1884546-06

Collected by Jon Laurance      Collected date/time 07/31/25 13:27      Received date/time 08/02/25 08:30

Method	Batch	Dilution	Preparation date/time	Analysis date/time	Analyst	Location
Total Solids by Method 2540 G-2011	WG2575499	1	08/08/25 15:06	08/08/25 15:17	KDW	Mt. Juliet, TN
Mercury by Method 7471B	WG2575778	1	08/10/25 15:04	08/11/25 12:11	NDL	Mt. Juliet, TN
Metals (ICPMS) by Method 6020B	WG2576187	25	08/09/25 12:53	08/19/25 14:41	JPD	Mt. Juliet, TN
Metals (ICPMS) by Method 6020B	WG2576187	5	08/09/25 12:53	08/18/25 23:43	JPD	Mt. Juliet, TN
Volatile Organic Compounds (GC) by Method NWTPHGX	WG2573564	26.8	07/31/25 13:27	08/06/25 04:07	ACG	Mt. Juliet, TN
Volatile Organic Compounds (GC/MS) by Method 8260D	WG2573870	1.07	07/31/25 13:27	08/06/25 11:55	JAH	Mt. Juliet, TN
Semi-Volatile Organic Compounds (GC) by Method NWTPHDX-NO SGT	WG2576645	1	08/10/25 11:53	08/10/25 17:37	JAS	Mt. Juliet, TN
Polychlorinated Biphenyls (GC) by Method 8082 A	WG2576643	1	08/10/25 08:32	08/10/25 16:36	HCS	Mt. Juliet, TN
Semi Volatile Organic Compounds (GC/MS) by Method 8270E-SIM	WG2575957	1	08/09/25 11:55	08/13/25 12:39	DMG	Mt. Juliet, TN

## SB-02-14.75 L1884546-07

Collected by Jon Laurance      Collected date/time 07/31/25 13:40      Received date/time 08/02/25 08:30

Method	Batch	Dilution	Preparation date/time	Analysis date/time	Analyst	Location
Total Solids by Method 2540 G-2011	WG2575499	1	08/08/25 15:06	08/08/25 15:17	KDW	Mt. Juliet, TN
Mercury by Method 7471B	WG2575778	1	08/10/25 15:04	08/11/25 12:14	NDL	Mt. Juliet, TN
Metals (ICPMS) by Method 6020B	WG2576187	25	08/09/25 12:53	08/19/25 14:45	JPD	Mt. Juliet, TN
Metals (ICPMS) by Method 6020B	WG2576187	5	08/09/25 12:53	08/19/25 00:05	JPD	Mt. Juliet, TN
Volatile Organic Compounds (GC) by Method NWTPHGX	WG2573564	26.8	07/31/25 13:40	08/06/25 04:29	ACG	Mt. Juliet, TN
Volatile Organic Compounds (GC/MS) by Method 8260D	WG2573870	1.07	07/31/25 13:40	08/06/25 12:14	JAH	Mt. Juliet, TN
Semi-Volatile Organic Compounds (GC) by Method NWTPHDX-NO SGT	WG2576645	1	08/10/25 11:53	08/10/25 17:25	JAS	Mt. Juliet, TN
Polychlorinated Biphenyls (GC) by Method 8082 A	WG2576643	1	08/10/25 08:32	08/10/25 16:45	HCS	Mt. Juliet, TN
Semi Volatile Organic Compounds (GC/MS) by Method 8270E-SIM	WG2575957	1	08/09/25 11:55	08/13/25 12:56	DMG	Mt. Juliet, TN

# SAMPLE SUMMARY

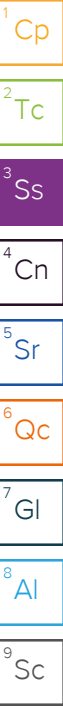
## SB-02-19.75 L1884546-08

Collected by  
Jon Laurance

Collected date/time  
07/31/25 13:48

Received date/time  
08/02/25 08:30

Method	Batch	Dilution	Preparation date/time	Analysis date/time	Analyst	Location
Total Solids by Method 2540 G-2011	WG2575499	1	08/08/25 15:06	08/08/25 15:17	KDW	Mt. Juliet, TN
Mercury by Method 7471B	WG2575778	1	08/10/25 15:04	08/11/25 12:17	NDL	Mt. Juliet, TN
Metals (ICPMS) by Method 6020B	WG2576187	25	08/09/25 12:53	08/19/25 14:32	JPD	Mt. Juliet, TN
Metals (ICPMS) by Method 6020B	WG2576187	5	08/09/25 12:53	08/18/25 23:21	JPD	Mt. Juliet, TN



## SB-03-8.75 L1884546-10

Collected by  
Jon Laurance

Collected date/time  
07/31/25 12:37

Received date/time  
08/02/25 08:30

Method	Batch	Dilution	Preparation date/time	Analysis date/time	Analyst	Location
Total Solids by Method 2540 G-2011	WG2575499	1	08/08/25 15:06	08/08/25 15:17	KDW	Mt. Juliet, TN
Mercury by Method 7471B	WG2575778	1	08/10/25 15:04	08/11/25 12:19	NDL	Mt. Juliet, TN
Metals (ICPMS) by Method 6020B	WG2576187	25	08/09/25 12:53	08/19/25 14:48	JPD	Mt. Juliet, TN
Metals (ICPMS) by Method 6020B	WG2576187	5	08/09/25 12:53	08/19/25 00:12	JPD	Mt. Juliet, TN
Volatile Organic Compounds (GC) by Method NWTPHGX	WG2573564	25	07/31/25 12:37	08/06/25 04:52	ACG	Mt. Juliet, TN
Volatile Organic Compounds (GC/MS) by Method 8260D	WG2573870	1	07/31/25 12:37	08/06/25 12:33	JAH	Mt. Juliet, TN
Semi-Volatile Organic Compounds (GC) by Method NWTPHDX-NO SGT	WG2576645	1	08/10/25 11:53	08/10/25 17:25	JAS	Mt. Juliet, TN
Polychlorinated Biphenyls (GC) by Method 8082 A	WG2576643	1	08/10/25 08:32	08/10/25 16:55	HCS	Mt. Juliet, TN
Semi Volatile Organic Compounds (GC/MS) by Method 8270E-SIM	WG2575957	1	08/09/25 11:55	08/13/25 13:14	DMG	Mt. Juliet, TN

## SB-03-14.75 L1884546-11

Collected by  
Jon Laurance

Collected date/time  
07/31/25 12:43

Received date/time  
08/02/25 08:30

Method	Batch	Dilution	Preparation date/time	Analysis date/time	Analyst	Location
Total Solids by Method 2540 G-2011	WG2575499	1	08/08/25 15:06	08/08/25 15:17	KDW	Mt. Juliet, TN
Mercury by Method 7471B	WG2575778	1	08/10/25 15:04	08/11/25 12:22	NDL	Mt. Juliet, TN
Metals (ICPMS) by Method 6020B	WG2576187	25	08/09/25 12:53	08/19/25 14:51	JPD	Mt. Juliet, TN
Metals (ICPMS) by Method 6020B	WG2576187	5	08/09/25 12:53	08/19/25 00:15	JPD	Mt. Juliet, TN
Volatile Organic Compounds (GC) by Method NWTPHGX	WG2573564	28	07/31/25 12:43	08/06/25 05:14	ACG	Mt. Juliet, TN
Volatile Organic Compounds (GC/MS) by Method 8260D	WG2573870	1.12	07/31/25 12:43	08/06/25 12:51	JAH	Mt. Juliet, TN
Semi-Volatile Organic Compounds (GC) by Method NWTPHDX-NO SGT	WG2576655	1	08/11/25 07:59	08/11/25 12:24	KDB	Mt. Juliet, TN
Polychlorinated Biphenyls (GC) by Method 8082 A	WG2576643	1	08/10/25 08:32	08/10/25 17:04	HCS	Mt. Juliet, TN
Semi Volatile Organic Compounds (GC/MS) by Method 8270E-SIM	WG2575957	1	08/09/25 11:55	08/13/25 13:31	DMG	Mt. Juliet, TN

## SB-03-19.75 L1884546-12

Collected by  
Jon Laurance

Collected date/time  
07/31/25 12:49

Received date/time  
08/02/25 08:30

Method	Batch	Dilution	Preparation date/time	Analysis date/time	Analyst	Location
Total Solids by Method 2540 G-2011	WG2575499	1	08/08/25 15:06	08/08/25 15:17	KDW	Mt. Juliet, TN
Mercury by Method 7471B	WG2575778	1	08/10/25 15:04	08/11/25 12:25	NDL	Mt. Juliet, TN
Metals (ICPMS) by Method 6020B	WG2576187	25	08/09/25 12:53	08/19/25 14:54	JPD	Mt. Juliet, TN
Metals (ICPMS) by Method 6020B	WG2576187	5	08/09/25 12:53	08/19/25 00:19	JPD	Mt. Juliet, TN

## SB-04-2.25 L1884546-13

Collected by  
Jon Laurance

Collected date/time  
07/31/25 10:59

Received date/time  
08/02/25 08:30

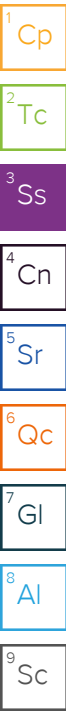
Method	Batch	Dilution	Preparation date/time	Analysis date/time	Analyst	Location
Total Solids by Method 2540 G-2011	WG2575499	1	08/08/25 15:06	08/08/25 15:17	KDW	Mt. Juliet, TN
Mercury by Method 7471B	WG2575778	1	08/10/25 15:04	08/11/25 12:27	NDL	Mt. Juliet, TN
Metals (ICPMS) by Method 6020B	WG2576187	200	08/09/25 12:53	08/19/25 15:01	JPD	Mt. Juliet, TN
Metals (ICPMS) by Method 6020B	WG2576187	25	08/09/25 12:53	08/19/25 14:57	JPD	Mt. Juliet, TN
Metals (ICPMS) by Method 6020B	WG2576187	5	08/09/25 12:53	08/19/25 00:22	JPD	Mt. Juliet, TN
Volatile Organic Compounds (GC) by Method NWTPHGX	WG2573564	25	07/31/25 10:59	08/06/25 05:37	ACG	Mt. Juliet, TN

# SAMPLE SUMMARY

## SB-04-2.25 L1884546-13

Collected by Jon Laurance  
 Collected date/time 07/31/25 10:59  
 Received date/time 08/02/25 08:30

Method	Batch	Dilution	Preparation date/time	Analysis date/time	Analyst	Location
Volatile Organic Compounds (GC/MS) by Method 8260D	WG2573870	1	07/31/25 10:59	08/06/25 13:10	JAH	Mt. Juliet, TN
Semi-Volatile Organic Compounds (GC) by Method NWTPHDX-NO SGT	WG2576655	200	08/11/25 07:59	08/11/25 19:16	KDB	Mt. Juliet, TN
Polychlorinated Biphenyls (GC) by Method 8082 A	WG2576643	1	08/10/25 08:32	08/10/25 17:14	HCS	Mt. Juliet, TN
Semi Volatile Organic Compounds (GC/MS) by Method 8270E-SIM	WG2575960	1	08/09/25 11:45	08/12/25 04:58	DMG	Mt. Juliet, TN



## SB-04-7.75 L1884546-14

Collected by Jon Laurance  
 Collected date/time 07/31/25 11:05  
 Received date/time 08/02/25 08:30

Method	Batch	Dilution	Preparation date/time	Analysis date/time	Analyst	Location
Total Solids by Method 2540 G-2011	WG2575499	1	08/08/25 15:06	08/08/25 15:17	KDW	Mt. Juliet, TN
Mercury by Method 7471B	WG2575778	1	08/10/25 15:04	08/11/25 12:30	NDL	Mt. Juliet, TN
Metals (ICPMS) by Method 6020B	WG2576187	25	08/09/25 12:53	08/19/25 15:16	JPD	Mt. Juliet, TN
Metals (ICPMS) by Method 6020B	WG2576187	5	08/09/25 12:53	08/19/25 00:25	JPD	Mt. Juliet, TN
Volatile Organic Compounds (GC) by Method NWTPHGX	WG2573564	27.3	07/31/25 11:05	08/06/25 05:59	ACG	Mt. Juliet, TN
Volatile Organic Compounds (GC/MS) by Method 8260D	WG2573870	1.09	07/31/25 11:05	08/06/25 13:29	JAH	Mt. Juliet, TN
Semi-Volatile Organic Compounds (GC) by Method NWTPHDX-NO SGT	WG2576655	1	08/11/25 07:59	08/11/25 12:38	KDB	Mt. Juliet, TN
Polychlorinated Biphenyls (GC) by Method 8082 A	WG2576643	1	08/10/25 08:32	08/10/25 17:23	HCS	Mt. Juliet, TN
Semi Volatile Organic Compounds (GC/MS) by Method 8270E-SIM	WG2575960	1	08/09/25 11:45	08/11/25 10:18	CMF	Mt. Juliet, TN

## SB-05-2.75 L1884546-15

Collected by Jon Laurance  
 Collected date/time 07/31/25 11:38  
 Received date/time 08/02/25 08:30

Method	Batch	Dilution	Preparation date/time	Analysis date/time	Analyst	Location
Total Solids by Method 2540 G-2011	WG2575499	1	08/08/25 15:06	08/08/25 15:17	KDW	Mt. Juliet, TN
Mercury by Method 7471B	WG2576401	1	08/10/25 13:30	08/10/25 21:07	NDL	Mt. Juliet, TN
Metals (ICPMS) by Method 6020B	WG2576187	25	08/09/25 12:53	08/19/25 15:19	JPD	Mt. Juliet, TN
Metals (ICPMS) by Method 6020B	WG2576187	5	08/09/25 12:53	08/19/25 00:28	JPD	Mt. Juliet, TN
Volatile Organic Compounds (GC) by Method NWTPHGX	WG2573564	28.5	07/31/25 11:38	08/06/25 06:21	ACG	Mt. Juliet, TN
Volatile Organic Compounds (GC/MS) by Method 8260D	WG2573870	1.14	07/31/25 11:38	08/06/25 13:48	JAH	Mt. Juliet, TN
Semi-Volatile Organic Compounds (GC) by Method NWTPHDX-NO SGT	WG2576655	10	08/11/25 07:59	08/11/25 21:09	SGB	Mt. Juliet, TN
Polychlorinated Biphenyls (GC) by Method 8082 A	WG2576643	1	08/10/25 08:32	08/10/25 17:33	HCS	Mt. Juliet, TN
Semi Volatile Organic Compounds (GC/MS) by Method 8270E-SIM	WG2575960	1	08/09/25 11:45	08/12/25 04:40	DMG	Mt. Juliet, TN

## SB-05-9.25 L1884546-16

Collected by Jon Laurance  
 Collected date/time 07/31/25 11:48  
 Received date/time 08/02/25 08:30

Method	Batch	Dilution	Preparation date/time	Analysis date/time	Analyst	Location
Total Solids by Method 2540 G-2011	WG2575500	1	08/08/25 14:53	08/08/25 15:04	KDW	Mt. Juliet, TN
Mercury by Method 7471B	WG2576401	1	08/10/25 13:30	08/10/25 21:10	NDL	Mt. Juliet, TN
Metals (ICPMS) by Method 6020B	WG2576187	25	08/09/25 12:53	08/19/25 15:22	JPD	Mt. Juliet, TN
Metals (ICPMS) by Method 6020B	WG2576187	5	08/09/25 12:53	08/19/25 00:32	JPD	Mt. Juliet, TN
Volatile Organic Compounds (GC) by Method NWTPHGX	WG2573751	27.8	07/31/25 11:48	08/06/25 10:50	JHH	Mt. Juliet, TN
Volatile Organic Compounds (GC/MS) by Method 8260D	WG2573870	1.06	07/31/25 11:48	08/06/25 14:06	JAH	Mt. Juliet, TN
Semi-Volatile Organic Compounds (GC) by Method NWTPHDX-NO SGT	WG2576655	1	08/11/25 07:59	08/11/25 12:53	KDB	Mt. Juliet, TN
Polychlorinated Biphenyls (GC) by Method 8082 A	WG2576643	1	08/10/25 08:32	08/10/25 18:02	HCS	Mt. Juliet, TN
Semi Volatile Organic Compounds (GC/MS) by Method 8270E-SIM	WG2575960	1	08/09/25 11:45	08/11/25 10:38	CMF	Mt. Juliet, TN

# SAMPLE SUMMARY

## SB-06-2.25 L1884546-17

Collected by  
Jon Laurance

Collected date/time  
07/31/25 10:22

Received date/time  
08/02/25 08:30

Method	Batch	Dilution	Preparation date/time	Analysis date/time	Analyst	Location
Total Solids by Method 2540 G-2011	WG2575500	1	08/08/25 14:53	08/08/25 15:04	KDW	Mt. Juliet, TN
Mercury by Method 7471B	WG2576401	1	08/10/25 13:30	08/10/25 21:12	NDL	Mt. Juliet, TN
Metals (ICPMS) by Method 6020B	WG2576187	25	08/09/25 12:53	08/19/25 15:25	JPD	Mt. Juliet, TN
Metals (ICPMS) by Method 6020B	WG2576187	5	08/09/25 12:53	08/19/25 00:35	JPD	Mt. Juliet, TN
Volatile Organic Compounds (GC) by Method NWTPHGX	WG2573751	26.3	07/31/25 10:22	08/06/25 11:10	JHH	Mt. Juliet, TN
Volatile Organic Compounds (GC/MS) by Method 8260D	WG2573870	1	07/31/25 10:22	08/06/25 14:25	JAH	Mt. Juliet, TN
Semi-Volatile Organic Compounds (GC) by Method NWTPHDX-NO SGT	WG2576687	20	08/10/25 16:28	08/11/25 14:08	MAA	Mt. Juliet, TN
Polychlorinated Biphenyls (GC) by Method 8082 A	WG2576643	1	08/10/25 08:32	08/10/25 18:11	HCS	Mt. Juliet, TN
Semi Volatile Organic Compounds (GC/MS) by Method 8270E-SIM	WG2575960	1	08/09/25 11:45	08/11/25 10:57	CMF	Mt. Juliet, TN

1 Cp

2 Tc

3 Ss

4 Cn

5 Sr

6 Qc

## SB-06-8.25 L1884546-18

Collected by  
Jon Laurance

Collected date/time  
07/31/25 10:30

Received date/time  
08/02/25 08:30

Method	Batch	Dilution	Preparation date/time	Analysis date/time	Analyst	Location
Total Solids by Method 2540 G-2011	WG2575500	1	08/08/25 14:53	08/08/25 15:04	KDW	Mt. Juliet, TN
Mercury by Method 7471B	WG2576401	1	08/10/25 13:30	08/10/25 21:23	NDL	Mt. Juliet, TN
Metals (ICPMS) by Method 6020B	WG2576187	25	08/09/25 12:53	08/19/25 15:32	JPD	Mt. Juliet, TN
Metals (ICPMS) by Method 6020B	WG2576187	5	08/09/25 12:53	08/19/25 15:29	JPD	Mt. Juliet, TN
Volatile Organic Compounds (GC) by Method NWTPHGX	WG2573751	26.5	07/31/25 10:30	08/06/25 11:29	JHH	Mt. Juliet, TN
Volatile Organic Compounds (GC/MS) by Method 8260D	WG2573870	1.12	07/31/25 10:30	08/06/25 14:44	JAH	Mt. Juliet, TN
Semi-Volatile Organic Compounds (GC) by Method NWTPHDX-NO SGT	WG2576687	1	08/10/25 16:28	08/11/25 12:45	MAA	Mt. Juliet, TN
Polychlorinated Biphenyls (GC) by Method 8082 A	WG2576643	1	08/10/25 08:32	08/10/25 18:21	HCS	Mt. Juliet, TN
Semi Volatile Organic Compounds (GC/MS) by Method 8270E-SIM	WG2575960	1	08/09/25 11:45	08/11/25 11:17	CMF	Mt. Juliet, TN

7 Gl

8 Al

9 Sc

## SB-07-2.75 L1884546-19

Collected by  
Jon Laurance

Collected date/time  
07/31/25 09:43

Received date/time  
08/02/25 08:30

Method	Batch	Dilution	Preparation date/time	Analysis date/time	Analyst	Location
Total Solids by Method 2540 G-2011	WG2575500	1	08/08/25 14:53	08/08/25 15:04	KDW	Mt. Juliet, TN
Mercury by Method 7471B	WG2576401	1	08/10/25 13:30	08/10/25 21:26	NDL	Mt. Juliet, TN
Metals (ICPMS) by Method 6020B	WG2576187	25	08/09/25 12:53	08/19/25 15:38	JPD	Mt. Juliet, TN
Metals (ICPMS) by Method 6020B	WG2576187	5	08/09/25 12:53	08/19/25 15:35	JPD	Mt. Juliet, TN
Volatile Organic Compounds (GC) by Method NWTPHGX	WG2573751	25	07/31/25 09:43	08/06/25 11:49	JHH	Mt. Juliet, TN
Volatile Organic Compounds (GC/MS) by Method 8260D	WG2573870	1	07/31/25 09:43	08/06/25 15:03	JAH	Mt. Juliet, TN
Semi-Volatile Organic Compounds (GC) by Method NWTPHDX-NO SGT	WG2576687	1	08/10/25 16:28	08/11/25 13:13	MAA	Mt. Juliet, TN
Polychlorinated Biphenyls (GC) by Method 8082 A	WG2576643	1	08/10/25 08:32	08/10/25 18:30	HCS	Mt. Juliet, TN
Semi Volatile Organic Compounds (GC/MS) by Method 8270E-SIM	WG2575960	1	08/09/25 11:45	08/11/25 12:15	CMF	Mt. Juliet, TN

## SB-07-9.25 L1884546-20

Collected by  
Jon Laurance

Collected date/time  
07/31/25 09:50

Received date/time  
08/02/25 08:30

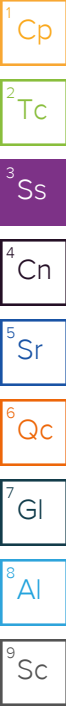
Method	Batch	Dilution	Preparation date/time	Analysis date/time	Analyst	Location
Total Solids by Method 2540 G-2011	WG2575500	1	08/08/25 14:53	08/08/25 15:04	KDW	Mt. Juliet, TN
Mercury by Method 7471B	WG2576401	1	08/10/25 13:30	08/10/25 21:28	NDL	Mt. Juliet, TN
Metals (ICPMS) by Method 6020B	WG2576187	25	08/09/25 12:53	08/19/25 16:01	JPD	Mt. Juliet, TN
Metals (ICPMS) by Method 6020B	WG2576187	5	08/09/25 12:53	08/19/25 15:41	JPD	Mt. Juliet, TN
Volatile Organic Compounds (GC) by Method NWTPHGX	WG2573751	27	07/31/25 09:50	08/06/25 12:08	JHH	Mt. Juliet, TN
Volatile Organic Compounds (GC/MS) by Method 8260D	WG2573870	1.07	07/31/25 09:50	08/06/25 15:21	JAH	Mt. Juliet, TN
Semi-Volatile Organic Compounds (GC) by Method NWTPHDX-NO SGT	WG2576687	1	08/10/25 16:28	08/11/25 12:58	MAA	Mt. Juliet, TN
Polychlorinated Biphenyls (GC) by Method 8082 A	WG2576643	1	08/10/25 08:32	08/10/25 18:40	HCS	Mt. Juliet, TN
Semi Volatile Organic Compounds (GC/MS) by Method 8270E-SIM	WG2575960	1	08/09/25 11:45	08/11/25 12:35	CMF	Mt. Juliet, TN

# SAMPLE SUMMARY

## SB-08-9.25 L1884546-22

Collected by Jon Laurance      Collected date/time 07/31/25 18:58      Received date/time 08/02/25 08:30

Method	Batch	Dilution	Preparation date/time	Analysis date/time	Analyst	Location
Total Solids by Method 2540 G-2011	WG2575500	1	08/08/25 14:53	08/08/25 15:04	KDW	Mt. Juliet, TN
Mercury by Method 7471B	WG2576401	1	08/10/25 13:30	08/10/25 21:31	NDL	Mt. Juliet, TN
Metals (ICPMS) by Method 6020B	WG2576187	25	08/09/25 12:53	08/19/25 16:07	JPD	Mt. Juliet, TN
Metals (ICPMS) by Method 6020B	WG2576187	5	08/09/25 12:53	08/19/25 16:04	JPD	Mt. Juliet, TN
Volatile Organic Compounds (GC) by Method NWTPHGX	WG2573751	25	07/31/25 18:58	08/06/25 12:28	JHH	Mt. Juliet, TN
Volatile Organic Compounds (GC/MS) by Method 8260D	WG2573870	1.04	07/31/25 18:58	08/06/25 15:40	JAH	Mt. Juliet, TN
Semi-Volatile Organic Compounds (GC) by Method NWTPHDX-NO SGT	WG2576687	1	08/10/25 16:28	08/11/25 12:17	MAA	Mt. Juliet, TN
Polychlorinated Biphenyls (GC) by Method 8082 A	WG2576643	1	08/10/25 08:32	08/10/25 18:50	HCS	Mt. Juliet, TN
Semi Volatile Organic Compounds (GC/MS) by Method 8270E-SIM	WG2575960	1	08/09/25 11:45	08/11/25 12:54	CMF	Mt. Juliet, TN



## SB-08-14.25 L1884546-23

Collected by Jon Laurance      Collected date/time 07/31/25 09:04      Received date/time 08/02/25 08:30

Method	Batch	Dilution	Preparation date/time	Analysis date/time	Analyst	Location
Total Solids by Method 2540 G-2011	WG2575500	1	08/08/25 14:53	08/08/25 15:04	KDW	Mt. Juliet, TN
Mercury by Method 7471B	WG2576401	1	08/10/25 13:30	08/10/25 21:34	NDL	Mt. Juliet, TN
Metals (ICPMS) by Method 6020B	WG2576187	25	08/09/25 12:53	08/19/25 16:13	JPD	Mt. Juliet, TN
Metals (ICPMS) by Method 6020B	WG2576187	5	08/09/25 12:53	08/19/25 16:10	JPD	Mt. Juliet, TN
Volatile Organic Compounds (GC) by Method NWTPHGX	WG2573751	26.8	07/31/25 09:04	08/06/25 12:47	JHH	Mt. Juliet, TN
Volatile Organic Compounds (GC/MS) by Method 8260D	WG2573870	1.04	07/31/25 09:04	08/06/25 15:59	JAH	Mt. Juliet, TN
Semi-Volatile Organic Compounds (GC) by Method NWTPHDX-NO SGT	WG2576687	1	08/10/25 16:28	08/11/25 12:31	MAA	Mt. Juliet, TN
Polychlorinated Biphenyls (GC) by Method 8082 A	WG2576643	1	08/10/25 08:32	08/10/25 18:59	HCS	Mt. Juliet, TN
Semi Volatile Organic Compounds (GC/MS) by Method 8270E-SIM	WG2575960	1	08/09/25 11:45	08/12/25 04:01	CMF	Mt. Juliet, TN

## SB-08-19.25 L1884546-24

Collected by Jon Laurance      Collected date/time 07/31/25 09:10      Received date/time 08/02/25 08:30

Method	Batch	Dilution	Preparation date/time	Analysis date/time	Analyst	Location
Total Solids by Method 2540 G-2011	WG2576245	1	08/09/25 10:14	08/09/25 10:23	KDW	Mt. Juliet, TN
Mercury by Method 7471B	WG2576397	1	08/10/25 15:11	08/11/25 13:21	NDL	Mt. Juliet, TN
Metals (ICPMS) by Method 6020B	WG2576540	10	08/11/25 08:18	08/18/25 18:40	LD	Mt. Juliet, TN
Metals (ICPMS) by Method 6020B	WG2576540	100	08/11/25 08:18	08/18/25 18:43	LD	Mt. Juliet, TN
Metals (ICPMS) by Method 6020B	WG2576540	5	08/11/25 08:18	08/18/25 18:01	LD	Mt. Juliet, TN

## TRIP BLANK 1 L1884546-25

Collected by Jon Laurance      Collected date/time 07/31/25 15:50      Received date/time 08/02/25 08:30

Method	Batch	Dilution	Preparation date/time	Analysis date/time	Analyst	Location
Volatile Organic Compounds (GC/MS) by Method 8260D	WG2573021	1	08/05/25 10:51	08/05/25 10:51	DYW	Mt. Juliet, TN

## TRIP BLANK 2 L1884546-26

Collected by Jon Laurance      Collected date/time 07/31/25 15:51      Received date/time 08/02/25 08:30

Method	Batch	Dilution	Preparation date/time	Analysis date/time	Analyst	Location
Volatile Organic Compounds (GC/MS) by Method 8260D	WG2573097	1	08/05/25 12:38	08/05/25 12:38	DYW	Mt. Juliet, TN

# CASE NARRATIVE

All sample aliquots were received at the correct temperature, in the proper containers, with the appropriate preservatives, and within method specified holding times, unless qualified or notated within the report. Where applicable, all MDL (LOD) and RDL (LOQ) values reported for environmental samples have been corrected for the dilution factor used in the analysis. All Method and Batch Quality Control are within established criteria except where addressed in this case narrative, a non-conformance form or properly qualified within the sample results. By my digital signature below, I affirm to the best of my knowledge, all problems/anomalies observed by the laboratory as having the potential to affect the quality of the data have been identified by the laboratory, and no information or data have been knowingly withheld that would affect the quality of the data.



Kelly Mercer  
Project Manager

<sup>1</sup> Cp

<sup>2</sup> Tc

<sup>3</sup> Ss

<sup>4</sup> Cn

<sup>5</sup> Sr

<sup>6</sup> Qc

<sup>7</sup> Gl

<sup>8</sup> Al

<sup>9</sup> Sc

Total Solids by Method 2540 G-2011

Analyte	Result	Qualifier	Dilution	Analysis	Batch
Total Solids	84.0		1	08/08/2025 15:29	<a href="#">WG2575498</a>

Mercury by Method 7471B

Analyte	Result (dry)	Qualifier	MDL (dry)	RDL (dry)	Dilution	Analysis	Batch
Mercury	U		0.0245	0.0476	1	08/11/2025 12:01	<a href="#">WG2575778</a>

Metals (ICPMS) by Method 6020B

Analyte	Result (dry)	Qualifier	MDL (dry)	RDL (dry)	Dilution	Analysis	Batch
Antimony	U		0.198	3.57	5	08/18/2025 23:37	<a href="#">WG2576187</a>
Arsenic	3.61		0.119	1.19	5	08/18/2025 23:37	<a href="#">WG2576187</a>
Beryllium	0.839	J	0.164	2.98	5	08/18/2025 23:37	<a href="#">WG2576187</a>
Cadmium	0.199	J	0.102	1.19	5	08/18/2025 23:37	<a href="#">WG2576187</a>
Chromium	24.7		0.352	5.95	5	08/18/2025 23:37	<a href="#">WG2576187</a>
Copper	30.0		0.157	5.95	5	08/18/2025 23:37	<a href="#">WG2576187</a>
Lead	10.1		0.118	2.38	5	08/18/2025 23:37	<a href="#">WG2576187</a>
Manganese	604		1.59	14.9	25	08/19/2025 14:35	<a href="#">WG2576187</a>
Nickel	20.1		0.234	2.98	5	08/18/2025 23:37	<a href="#">WG2576187</a>
Selenium	0.452	J	0.214	2.98	5	08/18/2025 23:37	<a href="#">WG2576187</a>
Silver	U		0.103	0.595	5	08/18/2025 23:37	<a href="#">WG2576187</a>
Titanium	5050		0.875	5.95	5	08/18/2025 23:37	<a href="#">WG2576187</a>
Zinc	93.0		0.881	29.8	5	08/18/2025 23:37	<a href="#">WG2576187</a>

Volatile Organic Compounds (GC) by Method NWTPHGX

Analyte	Result (dry)	Qualifier	MDL (dry)	RDL (dry)	Dilution	Analysis	Batch
Gasoline Range Organics-NWTPH	U		1.90	3.52	25	08/06/2025 03:22	<a href="#">WG2573564</a>
(S) a,a,a-Trifluorotoluene(FID)	104			77.0-120		08/06/2025 03:22	<a href="#">WG2573564</a>

Volatile Organic Compounds (GC/MS) by Method 8260D

Analyte	Result (dry)	Qualifier	MDL (dry)	RDL (dry)	Dilution	Analysis	Batch
Acetone	U	C3	0.0982	0.141	1	08/07/2025 09:27	<a href="#">WG2573420</a>
Acrylonitrile	U		0.0113	0.0176	1	08/07/2025 09:27	<a href="#">WG2573420</a>
Benzene	U		0.00100	0.00141	1	08/07/2025 09:27	<a href="#">WG2573420</a>
Bromobenzene	U		0.00550	0.0176	1	08/07/2025 09:27	<a href="#">WG2573420</a>
Bromodichloromethane	U		0.00165	0.00352	1	08/07/2025 09:27	<a href="#">WG2573420</a>
Bromoform	U		0.0140	0.0352	1	08/07/2025 09:27	<a href="#">WG2573420</a>
Bromomethane	U		0.0142	0.0176	1	08/07/2025 09:27	<a href="#">WG2573420</a>
n-Butylbenzene	U		0.00881	0.0176	1	08/07/2025 09:27	<a href="#">WG2573420</a>
sec-Butylbenzene	U		0.00540	0.0176	1	08/07/2025 09:27	<a href="#">WG2573420</a>
tert-Butylbenzene	U		0.00266	0.00705	1	08/07/2025 09:27	<a href="#">WG2573420</a>
Carbon tetrachloride	U		0.00424	0.00705	1	08/07/2025 09:27	<a href="#">WG2573420</a>
Chlorobenzene	U		0.00121	0.00352	1	08/07/2025 09:27	<a href="#">WG2573420</a>
Chlorodibromomethane	U		0.00227	0.00352	1	08/07/2025 09:27	<a href="#">WG2573420</a>
Chloroethane	U		0.00802	0.0141	1	08/07/2025 09:27	<a href="#">WG2573420</a>
Chloroform	U		0.00228	0.00352	1	08/07/2025 09:27	<a href="#">WG2573420</a>
Chloromethane	U		0.0120	0.0176	1	08/07/2025 09:27	<a href="#">WG2573420</a>
2-Chlorotoluene	U		0.00182	0.00352	1	08/07/2025 09:27	<a href="#">WG2573420</a>
4-Chlorotoluene	U		0.00217	0.00705	1	08/07/2025 09:27	<a href="#">WG2573420</a>
1,2-Dibromo-3-Chloropropane	U	C3	0.0151	0.0352	1	08/07/2025 09:27	<a href="#">WG2573420</a>
1,2-Dibromoethane	U		0.00178	0.00352	1	08/07/2025 09:27	<a href="#">WG2573420</a>
Dibromomethane	U		0.00251	0.00705	1	08/07/2025 09:27	<a href="#">WG2573420</a>



Volatile Organic Compounds (GC/MS) by Method 8260D

Analyte	Result (dry) mg/kg	Qualifier	MDL (dry) mg/kg	RDL (dry) mg/kg	Dilution	Analysis date / time	Batch
1,2-Dichlorobenzene	U		0.00220	0.00705	1	08/07/2025 09:27	WG2573420
1,3-Dichlorobenzene	U		0.00232	0.00705	1	08/07/2025 09:27	WG2573420
1,4-Dichlorobenzene	0.00435	J	0.00247	0.00705	1	08/07/2025 09:27	WG2573420
Dichlorodifluoromethane	U		0.00613	0.00705	1	08/07/2025 09:27	WG2573420
1,1-Dichloroethane	U		0.00142	0.00352	1	08/07/2025 09:27	WG2573420
1,2-Dichloroethane	U		0.00206	0.00352	1	08/07/2025 09:27	WG2573420
1,1-Dichloroethene	U		0.00216	0.00352	1	08/07/2025 09:27	WG2573420
cis-1,2-Dichloroethene	U		0.00182	0.00352	1	08/07/2025 09:27	WG2573420
trans-1,2-Dichloroethene	U		0.00147	0.00705	1	08/07/2025 09:27	WG2573420
1,2-Dichloropropane	U		0.00271	0.00705	1	08/07/2025 09:27	WG2573420
1,1-Dichloropropene	U		0.00194	0.00705	1	08/07/2025 09:27	WG2573420
1,3-Dichloropropane	U		0.00228	0.00705	1	08/07/2025 09:27	WG2573420
cis-1,3-Dichloropropene	U		0.00148	0.00352	1	08/07/2025 09:27	WG2573420
trans-1,3-Dichloropropene	U		0.00148	0.00705	1	08/07/2025 09:27	WG2573420
2,2-Dichloropropane	U		0.00285	0.00352	1	08/07/2025 09:27	WG2573420
Di-isopropyl ether	U		0.00108	0.00141	1	08/07/2025 09:27	WG2573420
Ethylbenzene	U		0.00139	0.00352	1	08/07/2025 09:27	WG2573420
Hexachloro-1,3-butadiene	U	C3	0.0147	0.0352	1	08/07/2025 09:27	WG2573420
Isopropylbenzene	U		0.00142	0.00352	1	08/07/2025 09:27	WG2573420
p-Isopropyltoluene	U		0.00300	0.00705	1	08/07/2025 09:27	WG2573420
2-Butanone (MEK)	U		0.125	0.141	1	08/07/2025 09:27	WG2573420
Methylene Chloride	U		0.0155	0.0352	1	08/07/2025 09:27	WG2573420
4-Methyl-2-pentanone (MIBK)	U		0.0140	0.0352	1	08/07/2025 09:27	WG2573420
Methyl tert-butyl ether	U		0.00109	0.00141	1	08/07/2025 09:27	WG2573420
Naphthalene	U	C3	0.0108	0.0176	1	08/07/2025 09:27	WG2573420
n-Propylbenzene	U		0.00238	0.00705	1	08/07/2025 09:27	WG2573420
Styrene	U		0.00627	0.0176	1	08/07/2025 09:27	WG2573420
1,1,1,2-Tetrachloroethane	U		0.00183	0.00352	1	08/07/2025 09:27	WG2573420
1,1,2,2-Tetrachloroethane	U		0.00163	0.00352	1	08/07/2025 09:27	WG2573420
1,1,2-Trichlorotrifluoroethane	U		0.00396	0.00705	1	08/07/2025 09:27	WG2573420
Tetrachloroethene	U		0.00214	0.00352	1	08/07/2025 09:27	WG2573420
Toluene	U		0.00407	0.00705	1	08/07/2025 09:27	WG2573420
1,2,3-Trichlorobenzene	U		0.00985	0.0176	1	08/07/2025 09:27	WG2573420
1,2,4-Trichlorobenzene	U	C3	0.00764	0.0176	1	08/07/2025 09:27	WG2573420
1,1,1-Trichloroethane	U		0.00204	0.00352	1	08/07/2025 09:27	WG2573420
1,1,2-Trichloroethane	U		0.00189	0.00352	1	08/07/2025 09:27	WG2573420
Trichloroethene	U		0.00126	0.00141	1	08/07/2025 09:27	WG2573420
Trichlorofluoromethane	U		0.00368	0.00564	1	08/07/2025 09:27	WG2573420
1,2,3-Trichloropropane	U		0.00862	0.0176	1	08/07/2025 09:27	WG2573420
1,2,4-Trimethylbenzene	U		0.00335	0.00705	1	08/07/2025 09:27	WG2573420
1,2,3-Trimethylbenzene	U		0.00256	0.00705	1	08/07/2025 09:27	WG2573420
1,3,5-Trimethylbenzene	U		0.00321	0.00705	1	08/07/2025 09:27	WG2573420
Vinyl chloride	U		0.00283	0.00352	1	08/07/2025 09:27	WG2573420
Xylenes, Total	U		0.00395	0.00916	1	08/07/2025 09:27	WG2573420
(S) Toluene-d8	98.1			75.0-131		08/07/2025 09:27	WG2573420
(S) 4-Bromofluorobenzene	93.8			67.0-138		08/07/2025 09:27	WG2573420
(S) 1,2-Dichloroethane-d4	94.1			70.0-130		08/07/2025 09:27	WG2573420

1 Cp  
2 Tc  
3 Ss  
4 Cn  
5 Sr  
6 Qc  
7 Gl  
8 Al  
9 Sc

Semi-Volatile Organic Compounds (GC) by Method NWTPHDX-NO SGT

Analyte	Result (dry) mg/kg	Qualifier	MDL (dry) mg/kg	RDL (dry) mg/kg	Dilution	Analysis date / time	Batch
Diesel Range Organics (DRO)	U		1.58	4.76	1	08/10/2025 17:50	WG2576645
Residual Range Organics (RRO)	U		3.96	11.9	1	08/10/2025 17:50	WG2576645
(S) o-Terphenyl	64.9			18.0-148		08/10/2025 17:50	WG2576645

Polychlorinated Biphenyls (GC) by Method 8082 A

Analyte	Result (dry) mg/kg	Qualifier	MDL (dry) mg/kg	RDL (dry) mg/kg	Dilution	Analysis date / time	Batch
PCB 1016	U		0.0121	0.0405	1	08/09/2025 03:10	<a href="#">WG2575749</a>
PCB 1221	U		0.0127	0.0405	1	08/09/2025 03:10	<a href="#">WG2575749</a>
PCB 1232	U		0.0217	0.0405	1	08/09/2025 03:10	<a href="#">WG2575749</a>
PCB 1242	U		0.0120	0.0405	1	08/09/2025 03:10	<a href="#">WG2575749</a>
PCB 1248	U		0.0148	0.0202	1	08/09/2025 03:10	<a href="#">WG2575749</a>
PCB 1254	U		0.0124	0.0202	1	08/09/2025 03:10	<a href="#">WG2575749</a>
PCB 1260	U		0.0131	0.0202	1	08/09/2025 03:10	<a href="#">WG2575749</a>
(S) Decachlorobiphenyl	58.5			10.0-135		08/09/2025 03:10	<a href="#">WG2575749</a>
(S) Tetrachloro-m-xylene	77.1			10.0-139		08/09/2025 03:10	<a href="#">WG2575749</a>

1 Cp  
2 Tc  
3 Ss  
4 Cn  
5 Sr

Semi Volatile Organic Compounds (GC/MS) by Method 8270E-SIM

Analyte	Result (dry) mg/kg	Qualifier	MDL (dry) mg/kg	RDL (dry) mg/kg	Dilution	Analysis date / time	Batch
Anthracene	U		0.00194	0.00714	1	08/13/2025 12:04	<a href="#">WG2575957</a>
Acenaphthene	U		0.00193	0.00714	1	08/13/2025 12:04	<a href="#">WG2575957</a>
Acenaphthylene	U		0.00189	0.00714	1	08/13/2025 12:04	<a href="#">WG2575957</a>
Benzo(a)anthracene	U		0.00238	0.00714	1	08/13/2025 12:04	<a href="#">WG2575957</a>
Benzo(a)pyrene	U		0.00194	0.00714	1	08/13/2025 12:04	<a href="#">WG2575957</a>
Benzo(b)fluoranthene	U		0.00327	0.00714	1	08/13/2025 12:04	<a href="#">WG2575957</a>
Benzo(g,h,i)perylene	U		0.00230	0.00714	1	08/13/2025 12:04	<a href="#">WG2575957</a>
Benzo(k)fluoranthene	U		0.00254	0.00714	1	08/13/2025 12:04	<a href="#">WG2575957</a>
Chrysene	U		0.00245	0.00714	1	08/13/2025 12:04	<a href="#">WG2575957</a>
Dibenz(a,h)anthracene	U		0.00239	0.00714	1	08/13/2025 12:04	<a href="#">WG2575957</a>
Fluoranthene	U		0.00284	0.00714	1	08/13/2025 12:04	<a href="#">WG2575957</a>
Fluorene	U		0.00214	0.00714	1	08/13/2025 12:04	<a href="#">WG2575957</a>
Indeno(1,2,3-cd)pyrene	U		0.00279	0.00714	1	08/13/2025 12:04	<a href="#">WG2575957</a>
Naphthalene	U		0.00689	0.0238	1	08/13/2025 12:04	<a href="#">WG2575957</a>
Phenanthrene	U		0.00363	0.00714	1	08/13/2025 12:04	<a href="#">WG2575957</a>
Pyrene	U		0.00244	0.00714	1	08/13/2025 12:04	<a href="#">WG2575957</a>
1-Methylnaphthalene	U		0.00261	0.0238	1	08/13/2025 12:04	<a href="#">WG2575957</a>
2-Methylnaphthalene	U		0.00680	0.0238	1	08/13/2025 12:04	<a href="#">WG2575957</a>
2-Chloronaphthalene	U		0.00154	0.0238	1	08/13/2025 12:04	<a href="#">WG2575957</a>
(S) p-Terphenyl-d14	116			23.0-120		08/13/2025 12:04	<a href="#">WG2575957</a>
(S) Nitrobenzene-d5	101			14.0-149		08/13/2025 12:04	<a href="#">WG2575957</a>
(S) 2-Fluorobiphenyl	111			34.0-125		08/13/2025 12:04	<a href="#">WG2575957</a>

6 Qc  
7 Gl  
8 Al  
9 Sc

Total Solids by Method 2540 G-2011

Analyte	Result	Qualifier	Dilution	Analysis	Batch
Total Solids	85.0		1	08/08/2025 15:17	<a href="#">WG2575499</a>

Mercury by Method 7471B

Analyte	Result (dry)	Qualifier	MDL (dry)	RDL (dry)	Dilution	Analysis	Batch
Mercury	U		0.0242	0.0471	1	08/11/2025 12:09	<a href="#">WG2575778</a>

Metals (ICPMS) by Method 6020B

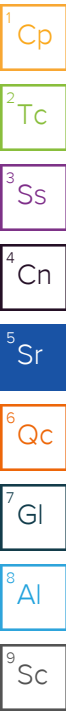
Analyte	Result (dry)	Qualifier	MDL (dry)	RDL (dry)	Dilution	Analysis	Batch
Antimony	U		0.195	3.53	5	08/18/2025 23:40	<a href="#">WG2576187</a>
Arsenic	3.89		0.118	1.18	5	08/18/2025 23:40	<a href="#">WG2576187</a>
Beryllium	0.664	J	0.162	2.94	5	08/18/2025 23:40	<a href="#">WG2576187</a>
Cadmium	0.233	J	0.101	1.18	5	08/18/2025 23:40	<a href="#">WG2576187</a>
Chromium	18.2		0.348	5.88	5	08/18/2025 23:40	<a href="#">WG2576187</a>
Copper	29.5		0.155	5.88	5	08/18/2025 23:40	<a href="#">WG2576187</a>
Lead	9.74		0.116	2.35	5	08/18/2025 23:40	<a href="#">WG2576187</a>
Manganese	586		1.58	14.7	25	08/19/2025 14:38	<a href="#">WG2576187</a>
Nickel	16.8		0.232	2.94	5	08/18/2025 23:40	<a href="#">WG2576187</a>
Selenium	0.468	J	0.212	2.94	5	08/18/2025 23:40	<a href="#">WG2576187</a>
Silver	U		0.102	0.588	5	08/18/2025 23:40	<a href="#">WG2576187</a>
Titanium	5120		0.865	5.88	5	08/18/2025 23:40	<a href="#">WG2576187</a>
Zinc	93.0		0.871	29.4	5	08/18/2025 23:40	<a href="#">WG2576187</a>

Volatile Organic Compounds (GC) by Method NWTPHGX

Analyte	Result (dry)	Qualifier	MDL (dry)	RDL (dry)	Dilution	Analysis	Batch
Gasoline Range Organics-NWTPH	U		1.88	3.48	25	08/06/2025 03:44	<a href="#">WG2573564</a>
(S) a,a,a-Trifluorotoluene(FID)	105			77.0-120		08/06/2025 03:44	<a href="#">WG2573564</a>

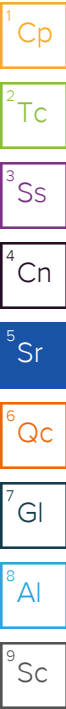
Volatile Organic Compounds (GC/MS) by Method 8260D

Analyte	Result (dry)	Qualifier	MDL (dry)	RDL (dry)	Dilution	Analysis	Batch
Acetone	U	C3	0.0970	0.139	1	08/07/2025 09:46	<a href="#">WG2573420</a>
Acrylonitrile	U		0.0112	0.0174	1	08/07/2025 09:46	<a href="#">WG2573420</a>
Benzene	U		0.000990	0.00139	1	08/07/2025 09:46	<a href="#">WG2573420</a>
Bromobenzene	U		0.00543	0.0174	1	08/07/2025 09:46	<a href="#">WG2573420</a>
Bromodichloromethane	U		0.00163	0.00348	1	08/07/2025 09:46	<a href="#">WG2573420</a>
Bromoform	U		0.0138	0.0348	1	08/07/2025 09:46	<a href="#">WG2573420</a>
Bromomethane	U		0.0141	0.0174	1	08/07/2025 09:46	<a href="#">WG2573420</a>
n-Butylbenzene	U		0.00870	0.0174	1	08/07/2025 09:46	<a href="#">WG2573420</a>
sec-Butylbenzene	U		0.00533	0.0174	1	08/07/2025 09:46	<a href="#">WG2573420</a>
tert-Butylbenzene	U		0.00263	0.00696	1	08/07/2025 09:46	<a href="#">WG2573420</a>
Carbon tetrachloride	U		0.00419	0.00696	1	08/07/2025 09:46	<a href="#">WG2573420</a>
Chlorobenzene	U		0.00119	0.00348	1	08/07/2025 09:46	<a href="#">WG2573420</a>
Chlorodibromomethane	U		0.00224	0.00348	1	08/07/2025 09:46	<a href="#">WG2573420</a>
Chloroethane	U		0.00792	0.0139	1	08/07/2025 09:46	<a href="#">WG2573420</a>
Chloroform	U		0.00226	0.00348	1	08/07/2025 09:46	<a href="#">WG2573420</a>
Chloromethane	U		0.0118	0.0174	1	08/07/2025 09:46	<a href="#">WG2573420</a>
2-Chlorotoluene	U		0.00180	0.00348	1	08/07/2025 09:46	<a href="#">WG2573420</a>
4-Chlorotoluene	U		0.00214	0.00696	1	08/07/2025 09:46	<a href="#">WG2573420</a>
1,2-Dibromo-3-Chloropropane	U	C3	0.0149	0.0348	1	08/07/2025 09:46	<a href="#">WG2573420</a>
1,2-Dibromoethane	U		0.00175	0.00348	1	08/07/2025 09:46	<a href="#">WG2573420</a>
Dibromomethane	U		0.00248	0.00696	1	08/07/2025 09:46	<a href="#">WG2573420</a>



Volatile Organic Compounds (GC/MS) by Method 8260D

Analyte	Result (dry) mg/kg	Qualifier	MDL (dry) mg/kg	RDL (dry) mg/kg	Dilution	Analysis date / time	Batch
1,2-Dichlorobenzene	U		0.00217	0.00696	1	08/07/2025 09:46	WG2573420
1,3-Dichlorobenzene	U		0.00230	0.00696	1	08/07/2025 09:46	WG2573420
1,4-Dichlorobenzene	0.00391	J	0.00244	0.00696	1	08/07/2025 09:46	WG2573420
Dichlorodifluoromethane	U		0.00606	0.00696	1	08/07/2025 09:46	WG2573420
1,1-Dichloroethane	U		0.00141	0.00348	1	08/07/2025 09:46	WG2573420
1,2-Dichloroethane	U		0.00203	0.00348	1	08/07/2025 09:46	WG2573420
1,1-Dichloroethene	U		0.00213	0.00348	1	08/07/2025 09:46	WG2573420
cis-1,2-Dichloroethene	U		0.00180	0.00348	1	08/07/2025 09:46	WG2573420
trans-1,2-Dichloroethene	U		0.00145	0.00696	1	08/07/2025 09:46	WG2573420
1,2-Dichloropropane	U		0.00267	0.00696	1	08/07/2025 09:46	WG2573420
1,1-Dichloropropene	U		0.00192	0.00696	1	08/07/2025 09:46	WG2573420
1,3-Dichloropropane	U		0.00226	0.00696	1	08/07/2025 09:46	WG2573420
cis-1,3-Dichloropropene	U		0.00146	0.00348	1	08/07/2025 09:46	WG2573420
trans-1,3-Dichloropropene	U		0.00146	0.00696	1	08/07/2025 09:46	WG2573420
2,2-Dichloropropane	U		0.00281	0.00348	1	08/07/2025 09:46	WG2573420
Di-isopropyl ether	U		0.00107	0.00139	1	08/07/2025 09:46	WG2573420
Ethylbenzene	U		0.00137	0.00348	1	08/07/2025 09:46	WG2573420
Hexachloro-1,3-butadiene	U	C3	0.0145	0.0348	1	08/07/2025 09:46	WG2573420
Isopropylbenzene	U		0.00141	0.00348	1	08/07/2025 09:46	WG2573420
p-Isopropyltoluene	U		0.00297	0.00696	1	08/07/2025 09:46	WG2573420
2-Butanone (MEK)	U		0.123	0.139	1	08/07/2025 09:46	WG2573420
Methylene Chloride	U		0.0153	0.0348	1	08/07/2025 09:46	WG2573420
4-Methyl-2-pentanone (MIBK)	U		0.0138	0.0348	1	08/07/2025 09:46	WG2573420
Methyl tert-butyl ether	U		0.00108	0.00139	1	08/07/2025 09:46	WG2573420
Naphthalene	U	C3	0.0106	0.0174	1	08/07/2025 09:46	WG2573420
n-Propylbenzene	U		0.00235	0.00696	1	08/07/2025 09:46	WG2573420
Styrene	U		0.00620	0.0174	1	08/07/2025 09:46	WG2573420
1,1,1,2-Tetrachloroethane	U		0.00181	0.00348	1	08/07/2025 09:46	WG2573420
1,1,2,2-Tetrachloroethane	U		0.00161	0.00348	1	08/07/2025 09:46	WG2573420
1,1,2-Trichlorotrifluoroethane	U		0.00391	0.00696	1	08/07/2025 09:46	WG2573420
Tetrachloroethene	U		0.00212	0.00348	1	08/07/2025 09:46	WG2573420
Toluene	U		0.00402	0.00696	1	08/07/2025 09:46	WG2573420
1,2,3-Trichlorobenzene	U		0.00973	0.0174	1	08/07/2025 09:46	WG2573420
1,2,4-Trichlorobenzene	U	C3	0.00755	0.0174	1	08/07/2025 09:46	WG2573420
1,1,1-Trichloroethane	U		0.00202	0.00348	1	08/07/2025 09:46	WG2573420
1,1,2-Trichloroethane	U		0.00187	0.00348	1	08/07/2025 09:46	WG2573420
Trichloroethene	U		0.00124	0.00139	1	08/07/2025 09:46	WG2573420
Trichlorofluoromethane	U		0.00363	0.00557	1	08/07/2025 09:46	WG2573420
1,2,3-Trichloropropane	U		0.00852	0.0174	1	08/07/2025 09:46	WG2573420
1,2,4-Trimethylbenzene	U		0.00331	0.00696	1	08/07/2025 09:46	WG2573420
1,2,3-Trimethylbenzene	U		0.00253	0.00696	1	08/07/2025 09:46	WG2573420
1,3,5-Trimethylbenzene	U		0.00317	0.00696	1	08/07/2025 09:46	WG2573420
Vinyl chloride	U		0.00280	0.00348	1	08/07/2025 09:46	WG2573420
Xylenes, Total	U		0.00390	0.00905	1	08/07/2025 09:46	WG2573420
(S) Toluene-d8	99.6			75.0-131		08/07/2025 09:46	WG2573420
(S) 4-Bromofluorobenzene	95.5			67.0-138		08/07/2025 09:46	WG2573420
(S) 1,2-Dichloroethane-d4	94.4			70.0-130		08/07/2025 09:46	WG2573420



Semi-Volatile Organic Compounds (GC) by Method NWTPHDX-NO SGT

Analyte	Result (dry) mg/kg	Qualifier	MDL (dry) mg/kg	RDL (dry) mg/kg	Dilution	Analysis date / time	Batch
Diesel Range Organics (DRO)	U		1.56	4.71	1	08/10/2025 17:37	WG2576645
Residual Range Organics (RRO)	U		3.92	11.8	1	08/10/2025 17:37	WG2576645
(S) o-Terphenyl	62.0			18.0-148		08/10/2025 17:37	WG2576645

Polychlorinated Biphenyls (GC) by Method 8082 A

Analyte	Result (dry) mg/kg	Qualifier	MDL (dry) mg/kg	RDL (dry) mg/kg	Dilution	Analysis date / time	Batch
PCB 1016	U		0.0120	0.0400	1	08/10/2025 16:26	<a href="#">WG2576643</a>
PCB 1221	U		0.0126	0.0400	1	08/10/2025 16:26	<a href="#">WG2576643</a>
PCB 1232	U		0.0214	0.0400	1	08/10/2025 16:26	<a href="#">WG2576643</a>
PCB 1242	U		0.0119	0.0400	1	08/10/2025 16:26	<a href="#">WG2576643</a>
PCB 1248	U		0.0146	0.0200	1	08/10/2025 16:26	<a href="#">WG2576643</a>
PCB 1254	U		0.0122	0.0200	1	08/10/2025 16:26	<a href="#">WG2576643</a>
PCB 1260	U		0.0129	0.0200	1	08/10/2025 16:26	<a href="#">WG2576643</a>
(S) Decachlorobiphenyl	49.1			10.0-135		08/10/2025 16:26	<a href="#">WG2576643</a>
(S) Tetrachloro-m-xylene	77.0			10.0-139		08/10/2025 16:26	<a href="#">WG2576643</a>

1 Cp  
2 Tc  
3 Ss  
4 Cn  
5 Sr

Semi Volatile Organic Compounds (GC/MS) by Method 8270E-SIM

Analyte	Result (dry) mg/kg	Qualifier	MDL (dry) mg/kg	RDL (dry) mg/kg	Dilution	Analysis date / time	Batch
Anthracene	U		0.00192	0.00706	1	08/13/2025 12:22	<a href="#">WG2575957</a>
Acenaphthene	U		0.00191	0.00706	1	08/13/2025 12:22	<a href="#">WG2575957</a>
Acenaphthylene	U		0.00187	0.00706	1	08/13/2025 12:22	<a href="#">WG2575957</a>
Benzo(a)anthracene	U		0.00235	0.00706	1	08/13/2025 12:22	<a href="#">WG2575957</a>
Benzo(a)pyrene	U		0.00192	0.00706	1	08/13/2025 12:22	<a href="#">WG2575957</a>
Benzo(b)fluoranthene	U		0.00324	0.00706	1	08/13/2025 12:22	<a href="#">WG2575957</a>
Benzo(g,h,i)perylene	U		0.00227	0.00706	1	08/13/2025 12:22	<a href="#">WG2575957</a>
Benzo(k)fluoranthene	U		0.00251	0.00706	1	08/13/2025 12:22	<a href="#">WG2575957</a>
Chrysene	U		0.00242	0.00706	1	08/13/2025 12:22	<a href="#">WG2575957</a>
Dibenz(a,h)anthracene	U		0.00236	0.00706	1	08/13/2025 12:22	<a href="#">WG2575957</a>
Fluoranthene	U		0.00281	0.00706	1	08/13/2025 12:22	<a href="#">WG2575957</a>
Fluorene	U		0.00212	0.00706	1	08/13/2025 12:22	<a href="#">WG2575957</a>
Indeno(1,2,3-cd)pyrene	U		0.00275	0.00706	1	08/13/2025 12:22	<a href="#">WG2575957</a>
Naphthalene	U		0.00681	0.0235	1	08/13/2025 12:22	<a href="#">WG2575957</a>
Phenanthrene	U		0.00359	0.00706	1	08/13/2025 12:22	<a href="#">WG2575957</a>
Pyrene	U		0.00241	0.00706	1	08/13/2025 12:22	<a href="#">WG2575957</a>
1-Methylnaphthalene	U		0.00258	0.0235	1	08/13/2025 12:22	<a href="#">WG2575957</a>
2-Methylnaphthalene	U		0.00672	0.0235	1	08/13/2025 12:22	<a href="#">WG2575957</a>
2-Chloronaphthalene	U		0.00152	0.0235	1	08/13/2025 12:22	<a href="#">WG2575957</a>
(S) p-Terphenyl-d14	112			23.0-120		08/13/2025 12:22	<a href="#">WG2575957</a>
(S) Nitrobenzene-d5	102			14.0-149		08/13/2025 12:22	<a href="#">WG2575957</a>
(S) 2-Fluorobiphenyl	113			34.0-125		08/13/2025 12:22	<a href="#">WG2575957</a>

6 Qc  
7 Gl  
8 Al  
9 Sc

Total Solids by Method 2540 G-2011

Analyte	Result	Qualifier	Dilution	Analysis	Batch
Total Solids	94.6		1	08/08/2025 15:17	<a href="#">WG2575499</a>

Mercury by Method 7471B

Analyte	Result (dry)	Qualifier	MDL (dry)	RDL (dry)	Dilution	Analysis	Batch
Mercury	U		0.0218	0.0423	1	08/11/2025 12:11	<a href="#">WG2575778</a>

Metals (ICPMS) by Method 6020B

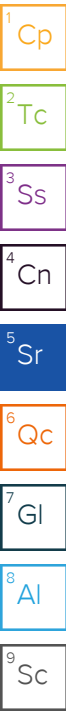
Analyte	Result (dry)	Qualifier	MDL (dry)	RDL (dry)	Dilution	Analysis	Batch
Antimony	U		0.176	3.17	5	08/18/2025 23:43	<a href="#">WG2576187</a>
Arsenic	1.41		0.106	1.06	5	08/18/2025 23:43	<a href="#">WG2576187</a>
Beryllium	0.569	J	0.146	2.64	5	08/18/2025 23:43	<a href="#">WG2576187</a>
Cadmium	U		0.0904	1.06	5	08/18/2025 23:43	<a href="#">WG2576187</a>
Chromium	9.15		0.313	5.29	5	08/18/2025 23:43	<a href="#">WG2576187</a>
Copper	28.0		0.140	5.29	5	08/18/2025 23:43	<a href="#">WG2576187</a>
Lead	3.98		0.105	2.11	5	08/18/2025 23:43	<a href="#">WG2576187</a>
Manganese	629		1.42	13.2	25	08/19/2025 14:41	<a href="#">WG2576187</a>
Nickel	12.6		0.208	2.64	5	08/18/2025 23:43	<a href="#">WG2576187</a>
Selenium	0.370	J	0.190	2.64	5	08/18/2025 23:43	<a href="#">WG2576187</a>
Silver	U		0.0915	0.529	5	08/18/2025 23:43	<a href="#">WG2576187</a>
Titanium	4480		0.777	5.29	5	08/18/2025 23:43	<a href="#">WG2576187</a>
Zinc	64.1		0.782	26.4	5	08/18/2025 23:43	<a href="#">WG2576187</a>

Volatile Organic Compounds (GC) by Method NWTPHGX

Analyte	Result (dry)	Qualifier	MDL (dry)	RDL (dry)	Dilution	Analysis	Batch
Gasoline Range Organics-NWTPH	U		1.61	2.98	26.8	08/06/2025 04:07	<a href="#">WG2573564</a>
(S) a,a,a-Trifluorotoluene(FID)	104			77.0-120		08/06/2025 04:07	<a href="#">WG2573564</a>

Volatile Organic Compounds (GC/MS) by Method 8260D

Analyte	Result (dry)	Qualifier	MDL (dry)	RDL (dry)	Dilution	Analysis	Batch
Acetone	U	J4	0.0829	0.119	1.07	08/06/2025 11:55	<a href="#">WG2573870</a>
Acrylonitrile	U		0.00954	0.0149	1.07	08/06/2025 11:55	<a href="#">WG2573870</a>
Benzene	U		0.000845	0.00119	1.07	08/06/2025 11:55	<a href="#">WG2573870</a>
Bromobenzene	U		0.00463	0.0149	1.07	08/06/2025 11:55	<a href="#">WG2573870</a>
Bromodichloromethane	U		0.00139	0.00298	1.07	08/06/2025 11:55	<a href="#">WG2573870</a>
Bromoform	U		0.0118	0.0298	1.07	08/06/2025 11:55	<a href="#">WG2573870</a>
Bromomethane	U		0.0120	0.0149	1.07	08/06/2025 11:55	<a href="#">WG2573870</a>
n-Butylbenzene	U		0.00743	0.0149	1.07	08/06/2025 11:55	<a href="#">WG2573870</a>
sec-Butylbenzene	U		0.00455	0.0149	1.07	08/06/2025 11:55	<a href="#">WG2573870</a>
tert-Butylbenzene	U		0.00224	0.00594	1.07	08/06/2025 11:55	<a href="#">WG2573870</a>
Carbon tetrachloride	U		0.00358	0.00594	1.07	08/06/2025 11:55	<a href="#">WG2573870</a>
Chlorobenzene	U		0.00102	0.00298	1.07	08/06/2025 11:55	<a href="#">WG2573870</a>
Chlorodibromomethane	U		0.00191	0.00298	1.07	08/06/2025 11:55	<a href="#">WG2573870</a>
Chloroethane	U	C3	0.00677	0.0119	1.07	08/06/2025 11:55	<a href="#">WG2573870</a>
Chloroform	U		0.00192	0.00298	1.07	08/06/2025 11:55	<a href="#">WG2573870</a>
Chloromethane	U		0.0101	0.0149	1.07	08/06/2025 11:55	<a href="#">WG2573870</a>
2-Chlorotoluene	U		0.00153	0.00298	1.07	08/06/2025 11:55	<a href="#">WG2573870</a>
4-Chlorotoluene	U		0.00183	0.00594	1.07	08/06/2025 11:55	<a href="#">WG2573870</a>
1,2-Dibromo-3-Chloropropane	U		0.0127	0.0298	1.07	08/06/2025 11:55	<a href="#">WG2573870</a>
1,2-Dibromoethane	U		0.00150	0.00298	1.07	08/06/2025 11:55	<a href="#">WG2573870</a>
Dibromomethane	U		0.00211	0.00594	1.07	08/06/2025 11:55	<a href="#">WG2573870</a>



Volatile Organic Compounds (GC/MS) by Method 8260D

Analyte	Result (dry) mg/kg	Qualifier	MDL (dry) mg/kg	RDL (dry) mg/kg	Dilution	Analysis date / time	Batch
1,2-Dichlorobenzene	U		0.00186	0.00594	1.07	08/06/2025 11:55	WG2573870
1,3-Dichlorobenzene	U		0.00197	0.00594	1.07	08/06/2025 11:55	WG2573870
1,4-Dichlorobenzene	0.00479	J	0.00208	0.00594	1.07	08/06/2025 11:55	WG2573870
Dichlorodifluoromethane	U		0.00517	0.00594	1.07	08/06/2025 11:55	WG2573870
1,1-Dichloroethane	U		0.00120	0.00298	1.07	08/06/2025 11:55	WG2573870
1,2-Dichloroethane	U		0.00173	0.00298	1.07	08/06/2025 11:55	WG2573870
1,1-Dichloroethene	U		0.00182	0.00298	1.07	08/06/2025 11:55	WG2573870
cis-1,2-Dichloroethene	U		0.00153	0.00298	1.07	08/06/2025 11:55	WG2573870
trans-1,2-Dichloroethene	U		0.00123	0.00594	1.07	08/06/2025 11:55	WG2573870
1,2-Dichloropropane	U		0.00228	0.00594	1.07	08/06/2025 11:55	WG2573870
1,1-Dichloropropene	U		0.00164	0.00594	1.07	08/06/2025 11:55	WG2573870
1,3-Dichloropropane	U		0.00192	0.00594	1.07	08/06/2025 11:55	WG2573870
cis-1,3-Dichloropropene	U		0.00124	0.00298	1.07	08/06/2025 11:55	WG2573870
trans-1,3-Dichloropropene	U		0.00124	0.00594	1.07	08/06/2025 11:55	WG2573870
2,2-Dichloropropane	U		0.00240	0.00298	1.07	08/06/2025 11:55	WG2573870
Di-isopropyl ether	U		0.000914	0.00119	1.07	08/06/2025 11:55	WG2573870
Ethylbenzene	U		0.00118	0.00298	1.07	08/06/2025 11:55	WG2573870
Hexachloro-1,3-butadiene	U		0.0124	0.0298	1.07	08/06/2025 11:55	WG2573870
Isopropylbenzene	U		0.00120	0.00298	1.07	08/06/2025 11:55	WG2573870
p-Isopropyltoluene	U		0.00253	0.00594	1.07	08/06/2025 11:55	WG2573870
2-Butanone (MEK)	U		0.105	0.119	1.07	08/06/2025 11:55	WG2573870
Methylene Chloride	U		0.0131	0.0298	1.07	08/06/2025 11:55	WG2573870
4-Methyl-2-pentanone (MIBK)	U		0.0118	0.0298	1.07	08/06/2025 11:55	WG2573870
Methyl tert-butyl ether	U		0.000919	0.00119	1.07	08/06/2025 11:55	WG2573870
Naphthalene	U		0.00906	0.0149	1.07	08/06/2025 11:55	WG2573870
n-Propylbenzene	U		0.00201	0.00594	1.07	08/06/2025 11:55	WG2573870
Styrene	U		0.00529	0.0149	1.07	08/06/2025 11:55	WG2573870
1,1,1,2-Tetrachloroethane	U		0.00154	0.00298	1.07	08/06/2025 11:55	WG2573870
1,1,2,2-Tetrachloroethane	U		0.00138	0.00298	1.07	08/06/2025 11:55	WG2573870
1,1,2-Trichlorotrifluoroethane	U		0.00334	0.00594	1.07	08/06/2025 11:55	WG2573870
Tetrachloroethene	U		0.00181	0.00298	1.07	08/06/2025 11:55	WG2573870
Toluene	U		0.00343	0.00594	1.07	08/06/2025 11:55	WG2573870
1,2,3-Trichlorobenzene	U		0.00831	0.0149	1.07	08/06/2025 11:55	WG2573870
1,2,4-Trichlorobenzene	U		0.00644	0.0149	1.07	08/06/2025 11:55	WG2573870
1,1,1-Trichloroethane	U		0.00172	0.00298	1.07	08/06/2025 11:55	WG2573870
1,1,2-Trichloroethane	U		0.00159	0.00298	1.07	08/06/2025 11:55	WG2573870
Trichloroethene	U		0.00106	0.00119	1.07	08/06/2025 11:55	WG2573870
Trichlorofluoromethane	U		0.00310	0.00475	1.07	08/06/2025 11:55	WG2573870
1,2,3-Trichloropropane	U		0.00728	0.0149	1.07	08/06/2025 11:55	WG2573870
1,2,4-Trimethylbenzene	U		0.00283	0.00594	1.07	08/06/2025 11:55	WG2573870
1,2,3-Trimethylbenzene	U		0.00217	0.00594	1.07	08/06/2025 11:55	WG2573870
1,3,5-Trimethylbenzene	U		0.00271	0.00594	1.07	08/06/2025 11:55	WG2573870
Vinyl chloride	U		0.00239	0.00298	1.07	08/06/2025 11:55	WG2573870
Xylenes, Total	U		0.00333	0.00773	1.07	08/06/2025 11:55	WG2573870
(S) Toluene-d8	97.5			75.0-131		08/06/2025 11:55	WG2573870
(S) 4-Bromofluorobenzene	107			67.0-138		08/06/2025 11:55	WG2573870
(S) 1,2-Dichloroethane-d4	93.9			70.0-130		08/06/2025 11:55	WG2573870

1 Cp  
2 Tc  
3 Ss  
4 Cn  
5 Sr  
6 Qc  
7 Gl  
8 Al  
9 Sc

Semi-Volatile Organic Compounds (GC) by Method NWTPHDX-NO SGT

Analyte	Result (dry) mg/kg	Qualifier	MDL (dry) mg/kg	RDL (dry) mg/kg	Dilution	Analysis date / time	Batch
Diesel Range Organics (DRO)	U		1.41	4.23	1	08/10/2025 17:37	WG2576645
Residual Range Organics (RRO)	U		3.52	10.6	1	08/10/2025 17:37	WG2576645
(S) o-Terphenyl	75.2			18.0-148		08/10/2025 17:37	WG2576645

Polychlorinated Biphenyls (GC) by Method 8082 A

Analyte	Result (dry) mg/kg	Qualifier	MDL (dry) mg/kg	RDL (dry) mg/kg	Dilution	Analysis date / time	Batch
PCB 1016	U		0.0108	0.0360	1	08/10/2025 16:36	<a href="#">WG2576643</a>
PCB 1221	U		0.0113	0.0360	1	08/10/2025 16:36	<a href="#">WG2576643</a>
PCB 1232	U		0.0192	0.0360	1	08/10/2025 16:36	<a href="#">WG2576643</a>
PCB 1242	U		0.0107	0.0360	1	08/10/2025 16:36	<a href="#">WG2576643</a>
PCB 1248	U		0.0131	0.0180	1	08/10/2025 16:36	<a href="#">WG2576643</a>
PCB 1254	U		0.0110	0.0180	1	08/10/2025 16:36	<a href="#">WG2576643</a>
PCB 1260	U		0.0116	0.0180	1	08/10/2025 16:36	<a href="#">WG2576643</a>
(S) Decachlorobiphenyl	62.6			10.0-135		08/10/2025 16:36	<a href="#">WG2576643</a>
(S) Tetrachloro-m-xylene	84.0			10.0-139		08/10/2025 16:36	<a href="#">WG2576643</a>

Semi Volatile Organic Compounds (GC/MS) by Method 8270E-SIM

Analyte	Result (dry) mg/kg	Qualifier	MDL (dry) mg/kg	RDL (dry) mg/kg	Dilution	Analysis date / time	Batch
Anthracene	U		0.00172	0.00634	1	08/13/2025 12:39	<a href="#">WG2575957</a>
Acenaphthene	U		0.00171	0.00634	1	08/13/2025 12:39	<a href="#">WG2575957</a>
Acenaphthylene	U		0.00168	0.00634	1	08/13/2025 12:39	<a href="#">WG2575957</a>
Benzo(a)anthracene	U		0.00211	0.00634	1	08/13/2025 12:39	<a href="#">WG2575957</a>
Benzo(a)pyrene	U		0.00172	0.00634	1	08/13/2025 12:39	<a href="#">WG2575957</a>
Benzo(b)fluoranthene	U		0.00291	0.00634	1	08/13/2025 12:39	<a href="#">WG2575957</a>
Benzo(g,h,i)perylene	U		0.00204	0.00634	1	08/13/2025 12:39	<a href="#">WG2575957</a>
Benzo(k)fluoranthene	U		0.00225	0.00634	1	08/13/2025 12:39	<a href="#">WG2575957</a>
Chrysene	U		0.00218	0.00634	1	08/13/2025 12:39	<a href="#">WG2575957</a>
Dibenz(a,h)anthracene	U		0.00213	0.00634	1	08/13/2025 12:39	<a href="#">WG2575957</a>
Fluoranthene	U		0.00253	0.00634	1	08/13/2025 12:39	<a href="#">WG2575957</a>
Fluorene	U		0.00190	0.00634	1	08/13/2025 12:39	<a href="#">WG2575957</a>
Indeno(1,2,3-cd)pyrene	U		0.00247	0.00634	1	08/13/2025 12:39	<a href="#">WG2575957</a>
Naphthalene	U		0.00612	0.0211	1	08/13/2025 12:39	<a href="#">WG2575957</a>
Phenanthrene	U		0.00323	0.00634	1	08/13/2025 12:39	<a href="#">WG2575957</a>
Pyrene	U		0.00217	0.00634	1	08/13/2025 12:39	<a href="#">WG2575957</a>
1-Methylnaphthalene	U		0.00232	0.0211	1	08/13/2025 12:39	<a href="#">WG2575957</a>
2-Methylnaphthalene	U		0.00604	0.0211	1	08/13/2025 12:39	<a href="#">WG2575957</a>
2-Chloronaphthalene	U		0.00136	0.0211	1	08/13/2025 12:39	<a href="#">WG2575957</a>
(S) p-Terphenyl-d14	127	<a href="#">J1</a>		23.0-120		08/13/2025 12:39	<a href="#">WG2575957</a>
(S) Nitrobenzene-d5	110			14.0-149		08/13/2025 12:39	<a href="#">WG2575957</a>
(S) 2-Fluorobiphenyl	123			34.0-125		08/13/2025 12:39	<a href="#">WG2575957</a>

1 Cp

2 Tc

3 Ss

4 Cn

5 Sr

6 Qc

7 Gl

8 Al

9 Sc

Total Solids by Method 2540 G-2011

Analyte	Result	Qualifier	Dilution	Analysis	Batch
Total Solids	94.0		1	08/08/2025 15:17	<a href="#">WG2575499</a>

Mercury by Method 7471B

Analyte	Result (dry)	Qualifier	MDL (dry)	RDL (dry)	Dilution	Analysis	Batch
Mercury	U		0.0219	0.0425	1	08/11/2025 12:14	<a href="#">WG2575778</a>

Metals (ICPMS) by Method 6020B

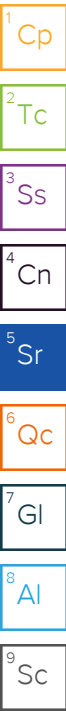
Analyte	Result (dry)	Qualifier	MDL (dry)	RDL (dry)	Dilution	Analysis	Batch
Antimony	U		0.177	3.19	5	08/19/2025 00:05	<a href="#">WG2576187</a>
Arsenic	1.61		0.106	1.06	5	08/19/2025 00:05	<a href="#">WG2576187</a>
Beryllium	0.476	J	0.147	2.66	5	08/19/2025 00:05	<a href="#">WG2576187</a>
Cadmium	0.0942	J	0.0909	1.06	5	08/19/2025 00:05	<a href="#">WG2576187</a>
Chromium	10.5		0.315	5.32	5	08/19/2025 00:05	<a href="#">WG2576187</a>
Copper	23.0		0.140	5.32	5	08/19/2025 00:05	<a href="#">WG2576187</a>
Lead	3.51		0.105	2.13	5	08/19/2025 00:05	<a href="#">WG2576187</a>
Manganese	556		1.43	13.3	25	08/19/2025 14:45	<a href="#">WG2576187</a>
Nickel	16.7		0.210	2.66	5	08/19/2025 00:05	<a href="#">WG2576187</a>
Selenium	0.417	J	0.191	2.66	5	08/19/2025 00:05	<a href="#">WG2576187</a>
Silver	U		0.0920	0.532	5	08/19/2025 00:05	<a href="#">WG2576187</a>
Titanium	4910		0.782	5.32	5	08/19/2025 00:05	<a href="#">WG2576187</a>
Zinc	70.6		0.787	26.6	5	08/19/2025 00:05	<a href="#">WG2576187</a>

Volatile Organic Compounds (GC) by Method NWTPHGX

Analyte	Result (dry)	Qualifier	MDL (dry)	RDL (dry)	Dilution	Analysis	Batch
Gasoline Range Organics-NWTPH	U		1.63	3.01	26.8	08/06/2025 04:29	<a href="#">WG2573564</a>
(S) a,a,a-Trifluorotoluene(FID)	104			77.0-120		08/06/2025 04:29	<a href="#">WG2573564</a>

Volatile Organic Compounds (GC/MS) by Method 8260D

Analyte	Result (dry)	Qualifier	MDL (dry)	RDL (dry)	Dilution	Analysis	Batch
Acetone	U	J4	0.0838	0.120	1.07	08/06/2025 12:14	<a href="#">WG2573870</a>
Acrylonitrile	U		0.00965	0.0150	1.07	08/06/2025 12:14	<a href="#">WG2573870</a>
Benzene	U		0.000855	0.00120	1.07	08/06/2025 12:14	<a href="#">WG2573870</a>
Bromobenzene	U		0.00468	0.0150	1.07	08/06/2025 12:14	<a href="#">WG2573870</a>
Bromodichloromethane	U		0.00140	0.00301	1.07	08/06/2025 12:14	<a href="#">WG2573870</a>
Bromoform	U		0.0119	0.0301	1.07	08/06/2025 12:14	<a href="#">WG2573870</a>
Bromomethane	U		0.0121	0.0150	1.07	08/06/2025 12:14	<a href="#">WG2573870</a>
n-Butylbenzene	U		0.00751	0.0150	1.07	08/06/2025 12:14	<a href="#">WG2573870</a>
sec-Butylbenzene	U		0.00460	0.0150	1.07	08/06/2025 12:14	<a href="#">WG2573870</a>
tert-Butylbenzene	U		0.00227	0.00601	1.07	08/06/2025 12:14	<a href="#">WG2573870</a>
Carbon tetrachloride	U		0.00362	0.00601	1.07	08/06/2025 12:14	<a href="#">WG2573870</a>
Chlorobenzene	U		0.00103	0.00301	1.07	08/06/2025 12:14	<a href="#">WG2573870</a>
Chlorodibromomethane	U		0.00193	0.00301	1.07	08/06/2025 12:14	<a href="#">WG2573870</a>
Chloroethane	U	C3	0.00684	0.0120	1.07	08/06/2025 12:14	<a href="#">WG2573870</a>
Chloroform	U		0.00194	0.00301	1.07	08/06/2025 12:14	<a href="#">WG2573870</a>
Chloromethane	U		0.0102	0.0150	1.07	08/06/2025 12:14	<a href="#">WG2573870</a>
2-Chlorotoluene	U		0.00155	0.00301	1.07	08/06/2025 12:14	<a href="#">WG2573870</a>
4-Chlorotoluene	U		0.00185	0.00601	1.07	08/06/2025 12:14	<a href="#">WG2573870</a>
1,2-Dibromo-3-Chloropropane	U		0.0128	0.0301	1.07	08/06/2025 12:14	<a href="#">WG2573870</a>
1,2-Dibromoethane	U		0.00152	0.00301	1.07	08/06/2025 12:14	<a href="#">WG2573870</a>
Dibromomethane	U		0.00213	0.00601	1.07	08/06/2025 12:14	<a href="#">WG2573870</a>



Volatile Organic Compounds (GC/MS) by Method 8260D

Analyte	Result (dry) mg/kg	Qualifier	MDL (dry) mg/kg	RDL (dry) mg/kg	Dilution	Analysis date / time	Batch
1,2-Dichlorobenzene	U		0.00188	0.00601	1.07	08/06/2025 12:14	WG2573870
1,3-Dichlorobenzene	U		0.00199	0.00601	1.07	08/06/2025 12:14	WG2573870
1,4-Dichlorobenzene	0.00466	J	0.00210	0.00601	1.07	08/06/2025 12:14	WG2573870
Dichlorodifluoromethane	U		0.00522	0.00601	1.07	08/06/2025 12:14	WG2573870
1,1-Dichloroethane	U		0.00121	0.00301	1.07	08/06/2025 12:14	WG2573870
1,2-Dichloroethane	U		0.00175	0.00301	1.07	08/06/2025 12:14	WG2573870
1,1-Dichloroethene	U		0.00184	0.00301	1.07	08/06/2025 12:14	WG2573870
cis-1,2-Dichloroethene	U		0.00155	0.00301	1.07	08/06/2025 12:14	WG2573870
trans-1,2-Dichloroethene	U		0.00125	0.00601	1.07	08/06/2025 12:14	WG2573870
1,2-Dichloropropane	U		0.00230	0.00601	1.07	08/06/2025 12:14	WG2573870
1,1-Dichloropropene	U		0.00166	0.00601	1.07	08/06/2025 12:14	WG2573870
1,3-Dichloropropane	U		0.00194	0.00601	1.07	08/06/2025 12:14	WG2573870
cis-1,3-Dichloropropene	U		0.00126	0.00301	1.07	08/06/2025 12:14	WG2573870
trans-1,3-Dichloropropene	U		0.00126	0.00601	1.07	08/06/2025 12:14	WG2573870
2,2-Dichloropropane	U		0.00243	0.00301	1.07	08/06/2025 12:14	WG2573870
Di-isopropyl ether	U		0.000924	0.00120	1.07	08/06/2025 12:14	WG2573870
Ethylbenzene	U		0.00119	0.00301	1.07	08/06/2025 12:14	WG2573870
Hexachloro-1,3-butadiene	U		0.0126	0.0301	1.07	08/06/2025 12:14	WG2573870
Isopropylbenzene	U		0.00121	0.00301	1.07	08/06/2025 12:14	WG2573870
p-Isopropyltoluene	U		0.00256	0.00601	1.07	08/06/2025 12:14	WG2573870
2-Butanone (MEK)	U		0.107	0.120	1.07	08/06/2025 12:14	WG2573870
Methylene Chloride	U		0.0133	0.0301	1.07	08/06/2025 12:14	WG2573870
4-Methyl-2-pentanone (MIBK)	U		0.0119	0.0301	1.07	08/06/2025 12:14	WG2573870
Methyl tert-butyl ether	U		0.000929	0.00120	1.07	08/06/2025 12:14	WG2573870
Naphthalene	U		0.00916	0.0150	1.07	08/06/2025 12:14	WG2573870
n-Propylbenzene	U		0.00203	0.00601	1.07	08/06/2025 12:14	WG2573870
Styrene	U		0.00535	0.0150	1.07	08/06/2025 12:14	WG2573870
1,1,1,2-Tetrachloroethane	U		0.00156	0.00301	1.07	08/06/2025 12:14	WG2573870
1,1,2,2-Tetrachloroethane	U		0.00139	0.00301	1.07	08/06/2025 12:14	WG2573870
1,1,2-Trichlorotrifluoroethane	U		0.00338	0.00601	1.07	08/06/2025 12:14	WG2573870
Tetrachloroethene	U		0.00183	0.00301	1.07	08/06/2025 12:14	WG2573870
Toluene	U		0.00347	0.00601	1.07	08/06/2025 12:14	WG2573870
1,2,3-Trichlorobenzene	U		0.00840	0.0150	1.07	08/06/2025 12:14	WG2573870
1,2,4-Trichlorobenzene	U		0.00651	0.0150	1.07	08/06/2025 12:14	WG2573870
1,1,1-Trichloroethane	U		0.00174	0.00301	1.07	08/06/2025 12:14	WG2573870
1,1,2-Trichloroethane	U		0.00161	0.00301	1.07	08/06/2025 12:14	WG2573870
Trichloroethene	U		0.00107	0.00120	1.07	08/06/2025 12:14	WG2573870
Trichlorofluoromethane	U		0.00313	0.00481	1.07	08/06/2025 12:14	WG2573870
1,2,3-Trichloropropane	U		0.00736	0.0150	1.07	08/06/2025 12:14	WG2573870
1,2,4-Trimethylbenzene	U		0.00286	0.00601	1.07	08/06/2025 12:14	WG2573870
1,2,3-Trimethylbenzene	U		0.00219	0.00601	1.07	08/06/2025 12:14	WG2573870
1,3,5-Trimethylbenzene	U		0.00274	0.00601	1.07	08/06/2025 12:14	WG2573870
Vinyl chloride	U		0.00241	0.00301	1.07	08/06/2025 12:14	WG2573870
Xylenes, Total	U		0.00337	0.00782	1.07	08/06/2025 12:14	WG2573870
(S) Toluene-d8	97.6			75.0-131		08/06/2025 12:14	WG2573870
(S) 4-Bromofluorobenzene	107			67.0-138		08/06/2025 12:14	WG2573870
(S) 1,2-Dichloroethane-d4	95.3			70.0-130		08/06/2025 12:14	WG2573870

1 Cp  
2 Tc  
3 Ss  
4 Cn  
5 Sr  
6 Qc  
7 Gl  
8 Al  
9 Sc

Semi-Volatile Organic Compounds (GC) by Method NWTPHDX-NO SGT

Analyte	Result (dry) mg/kg	Qualifier	MDL (dry) mg/kg	RDL (dry) mg/kg	Dilution	Analysis date / time	Batch
Diesel Range Organics (DRO)	U		1.41	4.25	1	08/10/2025 17:25	WG2576645
Residual Range Organics (RRO)	U		3.54	10.6	1	08/10/2025 17:25	WG2576645
(S) o-Terphenyl	74.3			18.0-148		08/10/2025 17:25	WG2576645

Polychlorinated Biphenyls (GC) by Method 8082 A

Analyte	Result (dry) mg/kg	Qualifier	MDL (dry) mg/kg	RDL (dry) mg/kg	Dilution	Analysis date / time	Batch
PCB 1016	U		0.0108	0.0362	1	08/10/2025 16:45	<a href="#">WG2576643</a>
PCB 1221	U		0.0114	0.0362	1	08/10/2025 16:45	<a href="#">WG2576643</a>
PCB 1232	U		0.0194	0.0362	1	08/10/2025 16:45	<a href="#">WG2576643</a>
PCB 1242	U		0.0107	0.0362	1	08/10/2025 16:45	<a href="#">WG2576643</a>
PCB 1248	U		0.0132	0.0181	1	08/10/2025 16:45	<a href="#">WG2576643</a>
PCB 1254	U		0.0111	0.0181	1	08/10/2025 16:45	<a href="#">WG2576643</a>
PCB 1260	U		0.0117	0.0181	1	08/10/2025 16:45	<a href="#">WG2576643</a>
(S) Decachlorobiphenyl	56.3			10.0-135		08/10/2025 16:45	<a href="#">WG2576643</a>
(S) Tetrachloro-m-xylene	76.0			10.0-139		08/10/2025 16:45	<a href="#">WG2576643</a>

Semi Volatile Organic Compounds (GC/MS) by Method 8270E-SIM

Analyte	Result (dry) mg/kg	Qualifier	MDL (dry) mg/kg	RDL (dry) mg/kg	Dilution	Analysis date / time	Batch
Anthracene	U		0.00173	0.00638	1	08/13/2025 12:56	<a href="#">WG2575957</a>
Acenaphthene	U		0.00172	0.00638	1	08/13/2025 12:56	<a href="#">WG2575957</a>
Acenaphthylene	U		0.00169	0.00638	1	08/13/2025 12:56	<a href="#">WG2575957</a>
Benzo(a)anthracene	U		0.00213	0.00638	1	08/13/2025 12:56	<a href="#">WG2575957</a>
Benzo(a)pyrene	U		0.00173	0.00638	1	08/13/2025 12:56	<a href="#">WG2575957</a>
Benzo(b)fluoranthene	U		0.00292	0.00638	1	08/13/2025 12:56	<a href="#">WG2575957</a>
Benzo(g,h,i)perylene	U		0.00205	0.00638	1	08/13/2025 12:56	<a href="#">WG2575957</a>
Benzo(k)fluoranthene	U		0.00227	0.00638	1	08/13/2025 12:56	<a href="#">WG2575957</a>
Chrysene	U		0.00219	0.00638	1	08/13/2025 12:56	<a href="#">WG2575957</a>
Dibenz(a,h)anthracene	U		0.00214	0.00638	1	08/13/2025 12:56	<a href="#">WG2575957</a>
Fluoranthene	U		0.00254	0.00638	1	08/13/2025 12:56	<a href="#">WG2575957</a>
Fluorene	U		0.00191	0.00638	1	08/13/2025 12:56	<a href="#">WG2575957</a>
Indeno(1,2,3-cd)pyrene	U		0.00249	0.00638	1	08/13/2025 12:56	<a href="#">WG2575957</a>
Naphthalene	U		0.00616	0.0213	1	08/13/2025 12:56	<a href="#">WG2575957</a>
Phenanthrene	U		0.00324	0.00638	1	08/13/2025 12:56	<a href="#">WG2575957</a>
Pyrene	U		0.00218	0.00638	1	08/13/2025 12:56	<a href="#">WG2575957</a>
1-Methylnaphthalene	U		0.00233	0.0213	1	08/13/2025 12:56	<a href="#">WG2575957</a>
2-Methylnaphthalene	U		0.00607	0.0213	1	08/13/2025 12:56	<a href="#">WG2575957</a>
2-Chloronaphthalene	U		0.00137	0.0213	1	08/13/2025 12:56	<a href="#">WG2575957</a>
(S) p-Terphenyl-d14	132	<u>J1</u>		23.0-120		08/13/2025 12:56	<a href="#">WG2575957</a>
(S) Nitrobenzene-d5	113			14.0-149		08/13/2025 12:56	<a href="#">WG2575957</a>
(S) 2-Fluorobiphenyl	125			34.0-125		08/13/2025 12:56	<a href="#">WG2575957</a>

1 Cp

2 Tc

3 Ss

4 Cn

5 Sr

6 Qc

7 Gl

8 Al

9 Sc

Total Solids by Method 2540 G-2011

Analyte	Result	Qualifier	Dilution	Analysis	Batch
Total Solids	91.2		1	08/08/2025 15:17	<a href="#">WG2575499</a>

Mercury by Method 7471B

Analyte	Result (dry)	Qualifier	MDL (dry)	RDL (dry)	Dilution	Analysis	Batch
Mercury	U		0.0226	0.0439	1	08/11/2025 12:17	<a href="#">WG2575778</a>

Metals (ICPMS) by Method 6020B

Analyte	Result (dry)	Qualifier	MDL (dry)	RDL (dry)	Dilution	Analysis	Batch
Antimony	U	<a href="#">J6</a>	0.182	3.29	5	08/18/2025 23:21	<a href="#">WG2576187</a>
Arsenic	2.86		0.110	1.10	5	08/18/2025 23:21	<a href="#">WG2576187</a>
Beryllium	0.542	<a href="#">J</a>	0.151	2.74	5	08/18/2025 23:21	<a href="#">WG2576187</a>
Cadmium	0.101	<a href="#">J</a>	0.0938	1.10	5	08/18/2025 23:21	<a href="#">WG2576187</a>
Chromium	14.4		0.325	5.48	5	08/18/2025 23:21	<a href="#">WG2576187</a>
Copper	30.3		0.145	5.48	5	08/18/2025 23:21	<a href="#">WG2576187</a>
Lead	3.71		0.109	2.19	5	08/18/2025 23:21	<a href="#">WG2576187</a>
Manganese	531		1.47	13.7	25	08/19/2025 14:32	<a href="#">WG2576187</a>
Nickel	20.4		0.216	2.74	5	08/18/2025 23:21	<a href="#">WG2576187</a>
Selenium	0.376	<a href="#">J</a>	0.197	2.74	5	08/18/2025 23:21	<a href="#">WG2576187</a>
Silver	U		0.0949	0.548	5	08/18/2025 23:21	<a href="#">WG2576187</a>
Titanium	4160	<a href="#">O1 V</a>	0.806	5.48	5	08/18/2025 23:21	<a href="#">WG2576187</a>
Zinc	65.2		0.812	27.4	5	08/18/2025 23:21	<a href="#">WG2576187</a>

1 Cp

2 Tc

3 Ss

4 Cn

5 Sr

6 Qc

7 Gl

8 Al

9 Sc

Total Solids by Method 2540 G-2011

Analyte	Result	Qualifier	Dilution	Analysis	Batch
Total Solids	89.8		1	08/08/2025 15:17	<a href="#">WG2575499</a>

Mercury by Method 7471B

Analyte	Result (dry)	Qualifier	MDL (dry)	RDL (dry)	Dilution	Analysis	Batch
Mercury	U		0.0229	0.0445	1	08/11/2025 12:19	<a href="#">WG2575778</a>

Metals (ICPMS) by Method 6020B

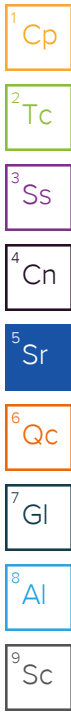
Analyte	Result (dry)	Qualifier	MDL (dry)	RDL (dry)	Dilution	Analysis	Batch
Antimony	U		0.185	3.34	5	08/19/2025 00:12	<a href="#">WG2576187</a>
Arsenic	1.86		0.111	1.11	5	08/19/2025 00:12	<a href="#">WG2576187</a>
Beryllium	0.700	J	0.154	2.78	5	08/19/2025 00:12	<a href="#">WG2576187</a>
Cadmium	U		0.0952	1.11	5	08/19/2025 00:12	<a href="#">WG2576187</a>
Chromium	5.61		0.330	5.57	5	08/19/2025 00:12	<a href="#">WG2576187</a>
Copper	25.6		0.147	5.57	5	08/19/2025 00:12	<a href="#">WG2576187</a>
Lead	5.94		0.110	2.23	5	08/19/2025 00:12	<a href="#">WG2576187</a>
Manganese	436		1.49	13.9	25	08/19/2025 14:48	<a href="#">WG2576187</a>
Nickel	9.04		0.219	2.78	5	08/19/2025 00:12	<a href="#">WG2576187</a>
Selenium	0.308	J	0.200	2.78	5	08/19/2025 00:12	<a href="#">WG2576187</a>
Silver	U		0.0963	0.557	5	08/19/2025 00:12	<a href="#">WG2576187</a>
Titanium	7220		4.10	27.8	25	08/19/2025 14:48	<a href="#">WG2576187</a>
Zinc	76.1		0.824	27.8	5	08/19/2025 00:12	<a href="#">WG2576187</a>

Volatile Organic Compounds (GC) by Method NWTPHGX

Analyte	Result (dry)	Qualifier	MDL (dry)	RDL (dry)	Dilution	Analysis	Batch
Gasoline Range Organics-NWTPH	U		1.68	3.10	25	08/06/2025 04:52	<a href="#">WG2573564</a>
(S) a,a,a-Trifluorotoluene(FID)	104			77.0-120		08/06/2025 04:52	<a href="#">WG2573564</a>

Volatile Organic Compounds (GC/MS) by Method 8260D

Analyte	Result (dry)	Qualifier	MDL (dry)	RDL (dry)	Dilution	Analysis	Batch
Acetone	U	J4	0.0866	0.124	1	08/06/2025 12:33	<a href="#">WG2573870</a>
Acrylonitrile	U		0.00997	0.0155	1	08/06/2025 12:33	<a href="#">WG2573870</a>
Benzene	U		0.000883	0.00124	1	08/06/2025 12:33	<a href="#">WG2573870</a>
Bromobenzene	U		0.00484	0.0155	1	08/06/2025 12:33	<a href="#">WG2573870</a>
Bromodichloromethane	U		0.00145	0.00310	1	08/06/2025 12:33	<a href="#">WG2573870</a>
Bromoform	U		0.0123	0.0310	1	08/06/2025 12:33	<a href="#">WG2573870</a>
Bromomethane	U		0.0125	0.0155	1	08/06/2025 12:33	<a href="#">WG2573870</a>
n-Butylbenzene	U		0.00776	0.0155	1	08/06/2025 12:33	<a href="#">WG2573870</a>
sec-Butylbenzene	U		0.00476	0.0155	1	08/06/2025 12:33	<a href="#">WG2573870</a>
tert-Butylbenzene	U		0.00235	0.00621	1	08/06/2025 12:33	<a href="#">WG2573870</a>
Carbon tetrachloride	U		0.00374	0.00621	1	08/06/2025 12:33	<a href="#">WG2573870</a>
Chlorobenzene	U		0.00107	0.00310	1	08/06/2025 12:33	<a href="#">WG2573870</a>
Chlorodibromomethane	U		0.00200	0.00310	1	08/06/2025 12:33	<a href="#">WG2573870</a>
Chloroethane	U	C3	0.00707	0.0124	1	08/06/2025 12:33	<a href="#">WG2573870</a>
Chloroform	U		0.00201	0.00310	1	08/06/2025 12:33	<a href="#">WG2573870</a>
Chloromethane	U		0.0106	0.0155	1	08/06/2025 12:33	<a href="#">WG2573870</a>
2-Chlorotoluene	U		0.00160	0.00310	1	08/06/2025 12:33	<a href="#">WG2573870</a>
4-Chlorotoluene	U		0.00191	0.00621	1	08/06/2025 12:33	<a href="#">WG2573870</a>
1,2-Dibromo-3-Chloropropane	U		0.0133	0.0310	1	08/06/2025 12:33	<a href="#">WG2573870</a>
1,2-Dibromoethane	U		0.00156	0.00310	1	08/06/2025 12:33	<a href="#">WG2573870</a>
Dibromomethane	U		0.00221	0.00621	1	08/06/2025 12:33	<a href="#">WG2573870</a>



Volatile Organic Compounds (GC/MS) by Method 8260D

Analyte	Result (dry) mg/kg	Qualifier	MDL (dry) mg/kg	RDL (dry) mg/kg	Dilution	Analysis date / time	Batch
1,2-Dichlorobenzene	U		0.00194	0.00621	1	08/06/2025 12:33	WG2573870
1,3-Dichlorobenzene	U		0.00205	0.00621	1	08/06/2025 12:33	WG2573870
1,4-Dichlorobenzene	U		0.00217	0.00621	1	08/06/2025 12:33	WG2573870
Dichlorodifluoromethane	U		0.00540	0.00621	1	08/06/2025 12:33	WG2573870
1,1-Dichloroethane	U		0.00125	0.00310	1	08/06/2025 12:33	WG2573870
1,2-Dichloroethane	U		0.00181	0.00310	1	08/06/2025 12:33	WG2573870
1,1-Dichloroethene	U		0.00190	0.00310	1	08/06/2025 12:33	WG2573870
cis-1,2-Dichloroethene	U		0.00160	0.00310	1	08/06/2025 12:33	WG2573870
trans-1,2-Dichloroethene	U		0.00129	0.00621	1	08/06/2025 12:33	WG2573870
1,2-Dichloropropane	U		0.00238	0.00621	1	08/06/2025 12:33	WG2573870
1,1-Dichloropropene	U		0.00171	0.00621	1	08/06/2025 12:33	WG2573870
1,3-Dichloropropane	U		0.00201	0.00621	1	08/06/2025 12:33	WG2573870
cis-1,3-Dichloropropene	U		0.00130	0.00310	1	08/06/2025 12:33	WG2573870
trans-1,3-Dichloropropene	U		0.00130	0.00621	1	08/06/2025 12:33	WG2573870
2,2-Dichloropropane	U		0.00251	0.00310	1	08/06/2025 12:33	WG2573870
Di-isopropyl ether	U		0.000955	0.00124	1	08/06/2025 12:33	WG2573870
Ethylbenzene	U		0.00123	0.00310	1	08/06/2025 12:33	WG2573870
Hexachloro-1,3-butadiene	U		0.0129	0.0310	1	08/06/2025 12:33	WG2573870
Isopropylbenzene	U		0.00125	0.00310	1	08/06/2025 12:33	WG2573870
p-Isopropyltoluene	U		0.00265	0.00621	1	08/06/2025 12:33	WG2573870
2-Butanone (MEK)	U		0.110	0.124	1	08/06/2025 12:33	WG2573870
Methylene Chloride	U		0.0137	0.0310	1	08/06/2025 12:33	WG2573870
4-Methyl-2-pentanone (MIBK)	U		0.0123	0.0310	1	08/06/2025 12:33	WG2573870
Methyl tert-butyl ether	U		0.000960	0.00124	1	08/06/2025 12:33	WG2573870
Naphthalene	U		0.00948	0.0155	1	08/06/2025 12:33	WG2573870
n-Propylbenzene	U		0.00210	0.00621	1	08/06/2025 12:33	WG2573870
Styrene	U		0.00553	0.0155	1	08/06/2025 12:33	WG2573870
1,1,1,2-Tetrachloroethane	U		0.00161	0.00310	1	08/06/2025 12:33	WG2573870
1,1,2,2-Tetrachloroethane	U		0.00144	0.00310	1	08/06/2025 12:33	WG2573870
1,1,2-Trichlorotrifluoroethane	U		0.00349	0.00621	1	08/06/2025 12:33	WG2573870
Tetrachloroethene	U		0.00189	0.00310	1	08/06/2025 12:33	WG2573870
Toluene	U		0.00359	0.00621	1	08/06/2025 12:33	WG2573870
1,2,3-Trichlorobenzene	U		0.00868	0.0155	1	08/06/2025 12:33	WG2573870
1,2,4-Trichlorobenzene	U		0.00673	0.0155	1	08/06/2025 12:33	WG2573870
1,1,1-Trichloroethane	U		0.00180	0.00310	1	08/06/2025 12:33	WG2573870
1,1,2-Trichloroethane	U		0.00166	0.00310	1	08/06/2025 12:33	WG2573870
Trichloroethene	U		0.00111	0.00124	1	08/06/2025 12:33	WG2573870
Trichlorofluoromethane	U		0.00324	0.00497	1	08/06/2025 12:33	WG2573870
1,2,3-Trichloropropane	U		0.00760	0.0155	1	08/06/2025 12:33	WG2573870
1,2,4-Trimethylbenzene	U		0.00296	0.00621	1	08/06/2025 12:33	WG2573870
1,2,3-Trimethylbenzene	U		0.00226	0.00621	1	08/06/2025 12:33	WG2573870
1,3,5-Trimethylbenzene	U		0.00283	0.00621	1	08/06/2025 12:33	WG2573870
Vinyl chloride	U		0.00250	0.00310	1	08/06/2025 12:33	WG2573870
Xylenes, Total	U		0.00348	0.00807	1	08/06/2025 12:33	WG2573870
(S) Toluene-d8	100			75.0-131		08/06/2025 12:33	WG2573870
(S) 4-Bromofluorobenzene	105			67.0-138		08/06/2025 12:33	WG2573870
(S) 1,2-Dichloroethane-d4	95.3			70.0-130		08/06/2025 12:33	WG2573870

1 Cp  
2 Tc  
3 Ss  
4 Cn  
5 Sr  
6 Qc  
7 Gl  
8 Al  
9 Sc

Semi-Volatile Organic Compounds (GC) by Method NWTPHDX-NO SGT

Analyte	Result (dry) mg/kg	Qualifier	MDL (dry) mg/kg	RDL (dry) mg/kg	Dilution	Analysis date / time	Batch
Diesel Range Organics (DRO)	U		1.48	4.45	1	08/10/2025 17:25	WG2576645
Residual Range Organics (RRO)	U		3.71	11.1	1	08/10/2025 17:25	WG2576645
(S) o-Terphenyl	70.3			18.0-148		08/10/2025 17:25	WG2576645

Polychlorinated Biphenyls (GC) by Method 8082 A

Analyte	Result (dry) mg/kg	Qualifier	MDL (dry) mg/kg	RDL (dry) mg/kg	Dilution	Analysis date / time	Batch
PCB 1016	U		0.0114	0.0379	1	08/10/2025 16:55	<a href="#">WG2576643</a>
PCB 1221	U		0.0119	0.0379	1	08/10/2025 16:55	<a href="#">WG2576643</a>
PCB 1232	U		0.0203	0.0379	1	08/10/2025 16:55	<a href="#">WG2576643</a>
PCB 1242	U		0.0112	0.0379	1	08/10/2025 16:55	<a href="#">WG2576643</a>
PCB 1248	U		0.0138	0.0189	1	08/10/2025 16:55	<a href="#">WG2576643</a>
PCB 1254	U		0.0116	0.0189	1	08/10/2025 16:55	<a href="#">WG2576643</a>
PCB 1260	U		0.0122	0.0189	1	08/10/2025 16:55	<a href="#">WG2576643</a>
(S) Decachlorobiphenyl	59.8			10.0-135		08/10/2025 16:55	<a href="#">WG2576643</a>
(S) Tetrachloro-m-xylene	81.2			10.0-139		08/10/2025 16:55	<a href="#">WG2576643</a>

Semi Volatile Organic Compounds (GC/MS) by Method 8270E-SIM

Analyte	Result (dry) mg/kg	Qualifier	MDL (dry) mg/kg	RDL (dry) mg/kg	Dilution	Analysis date / time	Batch
Anthracene	U		0.00181	0.00668	1	08/13/2025 13:14	<a href="#">WG2575957</a>
Acenaphthene	U		0.00180	0.00668	1	08/13/2025 13:14	<a href="#">WG2575957</a>
Acenaphthylene	U		0.00177	0.00668	1	08/13/2025 13:14	<a href="#">WG2575957</a>
Benzo(a)anthracene	U		0.00223	0.00668	1	08/13/2025 13:14	<a href="#">WG2575957</a>
Benzo(a)pyrene	U		0.00181	0.00668	1	08/13/2025 13:14	<a href="#">WG2575957</a>
Benzo(b)fluoranthene	U		0.00306	0.00668	1	08/13/2025 13:14	<a href="#">WG2575957</a>
Benzo(g,h,i)perylene	U		0.00215	0.00668	1	08/13/2025 13:14	<a href="#">WG2575957</a>
Benzo(k)fluoranthene	U		0.00237	0.00668	1	08/13/2025 13:14	<a href="#">WG2575957</a>
Chrysene	U		0.00229	0.00668	1	08/13/2025 13:14	<a href="#">WG2575957</a>
Dibenz(a,h)anthracene	U		0.00224	0.00668	1	08/13/2025 13:14	<a href="#">WG2575957</a>
Fluoranthene	U		0.00266	0.00668	1	08/13/2025 13:14	<a href="#">WG2575957</a>
Fluorene	U		0.00200	0.00668	1	08/13/2025 13:14	<a href="#">WG2575957</a>
Indeno(1,2,3-cd)pyrene	U		0.00261	0.00668	1	08/13/2025 13:14	<a href="#">WG2575957</a>
Naphthalene	U		0.00645	0.0223	1	08/13/2025 13:14	<a href="#">WG2575957</a>
Phenanthrene	U		0.00340	0.00668	1	08/13/2025 13:14	<a href="#">WG2575957</a>
Pyrene	U		0.00228	0.00668	1	08/13/2025 13:14	<a href="#">WG2575957</a>
1-Methylnaphthalene	U		0.00244	0.0223	1	08/13/2025 13:14	<a href="#">WG2575957</a>
2-Methylnaphthalene	U		0.00636	0.0223	1	08/13/2025 13:14	<a href="#">WG2575957</a>
2-Chloronaphthalene	U		0.00144	0.0223	1	08/13/2025 13:14	<a href="#">WG2575957</a>
(S) p-Terphenyl-d14	128	<u>J1</u>		23.0-120		08/13/2025 13:14	<a href="#">WG2575957</a>
(S) Nitrobenzene-d5	108			14.0-149		08/13/2025 13:14	<a href="#">WG2575957</a>
(S) 2-Fluorobiphenyl	121			34.0-125		08/13/2025 13:14	<a href="#">WG2575957</a>

1 Cp

2 Tc

3 Ss

4 Cn

5 Sr

6 Qc

7 Gl

8 Al

9 Sc

Total Solids by Method 2540 G-2011

Analyte	Result	Qualifier	Dilution	Analysis	Batch
Total Solids	93.8		1	08/08/2025 15:17	<a href="#">WG2575499</a>

Mercury by Method 7471B

Analyte	Result (dry)	Qualifier	MDL (dry)	RDL (dry)	Dilution	Analysis	Batch
Mercury	U		0.0220	0.0426	1	08/11/2025 12:22	<a href="#">WG2575778</a>

Metals (ICPMS) by Method 6020B

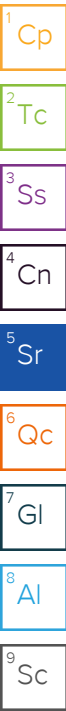
Analyte	Result (dry)	Qualifier	MDL (dry)	RDL (dry)	Dilution	Analysis	Batch
Antimony	U		0.177	3.20	5	08/19/2025 00:15	<a href="#">WG2576187</a>
Arsenic	1.39		0.107	1.07	5	08/19/2025 00:15	<a href="#">WG2576187</a>
Beryllium	0.554	J	0.147	2.66	5	08/19/2025 00:15	<a href="#">WG2576187</a>
Cadmium	U		0.0911	1.07	5	08/19/2025 00:15	<a href="#">WG2576187</a>
Chromium	14.9		0.315	5.33	5	08/19/2025 00:15	<a href="#">WG2576187</a>
Copper	30.6		0.141	5.33	5	08/19/2025 00:15	<a href="#">WG2576187</a>
Lead	3.34		0.106	2.13	5	08/19/2025 00:15	<a href="#">WG2576187</a>
Manganese	472		1.43	13.3	25	08/19/2025 14:51	<a href="#">WG2576187</a>
Nickel	19.1		0.210	2.66	5	08/19/2025 00:15	<a href="#">WG2576187</a>
Selenium	0.300	J	0.192	2.66	5	08/19/2025 00:15	<a href="#">WG2576187</a>
Silver	U		0.0922	0.533	5	08/19/2025 00:15	<a href="#">WG2576187</a>
Titanium	3600		0.783	5.33	5	08/19/2025 00:15	<a href="#">WG2576187</a>
Zinc	62.9		0.789	26.6	5	08/19/2025 00:15	<a href="#">WG2576187</a>

Volatile Organic Compounds (GC) by Method NWTPHGX

Analyte	Result (dry)	Qualifier	MDL (dry)	RDL (dry)	Dilution	Analysis	Batch
Gasoline Range Organics-NWTPH	U		1.70	3.15	28	08/06/2025 05:14	<a href="#">WG2573564</a>
(S) a,a,a-Trifluorotoluene(FID)	104			77.0-120		08/06/2025 05:14	<a href="#">WG2573564</a>

Volatile Organic Compounds (GC/MS) by Method 8260D

Analyte	Result (dry)	Qualifier	MDL (dry)	RDL (dry)	Dilution	Analysis	Batch
Acetone	U	J4	0.0878	0.126	1.12	08/06/2025 12:51	<a href="#">WG2573870</a>
Acrylonitrile	U		0.0101	0.0157	1.12	08/06/2025 12:51	<a href="#">WG2573870</a>
Benzene	U		0.000895	0.00126	1.12	08/06/2025 12:51	<a href="#">WG2573870</a>
Bromobenzene	U		0.00491	0.0157	1.12	08/06/2025 12:51	<a href="#">WG2573870</a>
Bromodichloromethane	U		0.00147	0.00315	1.12	08/06/2025 12:51	<a href="#">WG2573870</a>
Bromoform	U		0.0125	0.0315	1.12	08/06/2025 12:51	<a href="#">WG2573870</a>
Bromomethane	U		0.0127	0.0157	1.12	08/06/2025 12:51	<a href="#">WG2573870</a>
n-Butylbenzene	U		0.00787	0.0157	1.12	08/06/2025 12:51	<a href="#">WG2573870</a>
sec-Butylbenzene	U		0.00482	0.0157	1.12	08/06/2025 12:51	<a href="#">WG2573870</a>
tert-Butylbenzene	U		0.00238	0.00630	1.12	08/06/2025 12:51	<a href="#">WG2573870</a>
Carbon tetrachloride	U		0.00379	0.00630	1.12	08/06/2025 12:51	<a href="#">WG2573870</a>
Chlorobenzene	U		0.00108	0.00315	1.12	08/06/2025 12:51	<a href="#">WG2573870</a>
Chlorodibromomethane	U		0.00202	0.00315	1.12	08/06/2025 12:51	<a href="#">WG2573870</a>
Chloroethane	U	C3	0.00716	0.0126	1.12	08/06/2025 12:51	<a href="#">WG2573870</a>
Chloroform	U		0.00204	0.00315	1.12	08/06/2025 12:51	<a href="#">WG2573870</a>
Chloromethane	U		0.0107	0.0157	1.12	08/06/2025 12:51	<a href="#">WG2573870</a>
2-Chlorotoluene	U		0.00162	0.00315	1.12	08/06/2025 12:51	<a href="#">WG2573870</a>
4-Chlorotoluene	U		0.00193	0.00630	1.12	08/06/2025 12:51	<a href="#">WG2573870</a>
1,2-Dibromo-3-Chloropropane	U		0.0135	0.0315	1.12	08/06/2025 12:51	<a href="#">WG2573870</a>
1,2-Dibromoethane	U		0.00159	0.00315	1.12	08/06/2025 12:51	<a href="#">WG2573870</a>
Dibromomethane	U		0.00224	0.00630	1.12	08/06/2025 12:51	<a href="#">WG2573870</a>



Volatile Organic Compounds (GC/MS) by Method 8260D

Analyte	Result (dry) mg/kg	Qualifier	MDL (dry) mg/kg	RDL (dry) mg/kg	Dilution	Analysis date / time	Batch
1,2-Dichlorobenzene	U		0.00197	0.00630	1.12	08/06/2025 12:51	WG2573870
1,3-Dichlorobenzene	U		0.00208	0.00630	1.12	08/06/2025 12:51	WG2573870
1,4-Dichlorobenzene	U		0.00220	0.00630	1.12	08/06/2025 12:51	WG2573870
Dichlorodifluoromethane	U		0.00548	0.00630	1.12	08/06/2025 12:51	WG2573870
1,1-Dichloroethane	U		0.00127	0.00315	1.12	08/06/2025 12:51	WG2573870
1,2-Dichloroethane	U		0.00184	0.00315	1.12	08/06/2025 12:51	WG2573870
1,1-Dichloroethene	U		0.00192	0.00315	1.12	08/06/2025 12:51	WG2573870
cis-1,2-Dichloroethene	U		0.00162	0.00315	1.12	08/06/2025 12:51	WG2573870
trans-1,2-Dichloroethene	U		0.00130	0.00630	1.12	08/06/2025 12:51	WG2573870
1,2-Dichloropropane	U		0.00242	0.00630	1.12	08/06/2025 12:51	WG2573870
1,1-Dichloropropene	U		0.00174	0.00630	1.12	08/06/2025 12:51	WG2573870
1,3-Dichloropropane	U		0.00204	0.00630	1.12	08/06/2025 12:51	WG2573870
cis-1,3-Dichloropropene	U		0.00133	0.00315	1.12	08/06/2025 12:51	WG2573870
trans-1,3-Dichloropropene	U		0.00133	0.00630	1.12	08/06/2025 12:51	WG2573870
2,2-Dichloropropane	U		0.00254	0.00315	1.12	08/06/2025 12:51	WG2573870
Di-isopropyl ether	U		0.000968	0.00126	1.12	08/06/2025 12:51	WG2573870
Ethylbenzene	U		0.00125	0.00315	1.12	08/06/2025 12:51	WG2573870
Hexachloro-1,3-butadiene	U		0.0132	0.0315	1.12	08/06/2025 12:51	WG2573870
Isopropylbenzene	U		0.00127	0.00315	1.12	08/06/2025 12:51	WG2573870
p-Isopropyltoluene	U		0.00269	0.00630	1.12	08/06/2025 12:51	WG2573870
2-Butanone (MEK)	U		0.112	0.126	1.12	08/06/2025 12:51	WG2573870
Methylene Chloride	U		0.0138	0.0315	1.12	08/06/2025 12:51	WG2573870
4-Methyl-2-pentanone (MIBK)	U		0.0125	0.0315	1.12	08/06/2025 12:51	WG2573870
Methyl tert-butyl ether	U		0.000974	0.00126	1.12	08/06/2025 12:51	WG2573870
Naphthalene	U		0.00961	0.0157	1.12	08/06/2025 12:51	WG2573870
n-Propylbenzene	U		0.00213	0.00630	1.12	08/06/2025 12:51	WG2573870
Styrene	U		0.00560	0.0157	1.12	08/06/2025 12:51	WG2573870
1,1,1,2-Tetrachloroethane	U		0.00164	0.00315	1.12	08/06/2025 12:51	WG2573870
1,1,2,2-Tetrachloroethane	U		0.00146	0.00315	1.12	08/06/2025 12:51	WG2573870
1,1,2-Trichlorotrifluoroethane	U		0.00354	0.00630	1.12	08/06/2025 12:51	WG2573870
Tetrachloroethene	U		0.00191	0.00315	1.12	08/06/2025 12:51	WG2573870
Toluene	U		0.00364	0.00630	1.12	08/06/2025 12:51	WG2573870
1,2,3-Trichlorobenzene	U		0.00881	0.0157	1.12	08/06/2025 12:51	WG2573870
1,2,4-Trichlorobenzene	U		0.00683	0.0157	1.12	08/06/2025 12:51	WG2573870
1,1,1-Trichloroethane	U		0.00182	0.00315	1.12	08/06/2025 12:51	WG2573870
1,1,2-Trichloroethane	U		0.00169	0.00315	1.12	08/06/2025 12:51	WG2573870
Trichloroethene	U		0.00112	0.00126	1.12	08/06/2025 12:51	WG2573870
Trichlorofluoromethane	U		0.00328	0.00504	1.12	08/06/2025 12:51	WG2573870
1,2,3-Trichloropropane	U		0.00770	0.0157	1.12	08/06/2025 12:51	WG2573870
1,2,4-Trimethylbenzene	U		0.00300	0.00630	1.12	08/06/2025 12:51	WG2573870
1,2,3-Trimethylbenzene	U		0.00229	0.00630	1.12	08/06/2025 12:51	WG2573870
1,3,5-Trimethylbenzene	U		0.00287	0.00630	1.12	08/06/2025 12:51	WG2573870
Vinyl chloride	U		0.00253	0.00315	1.12	08/06/2025 12:51	WG2573870
Xylenes, Total	U		0.00353	0.00819	1.12	08/06/2025 12:51	WG2573870
(S) Toluene-d8	97.1			75.0-131		08/06/2025 12:51	WG2573870
(S) 4-Bromofluorobenzene	106			67.0-138		08/06/2025 12:51	WG2573870
(S) 1,2-Dichloroethane-d4	91.1			70.0-130		08/06/2025 12:51	WG2573870

1 Cp  
2 Tc  
3 Ss  
4 Cn  
5 Sr  
6 Qc  
7 Gl  
8 Al  
9 Sc

Semi-Volatile Organic Compounds (GC) by Method NWTPHDX-NO SGT

Analyte	Result (dry) mg/kg	Qualifier	MDL (dry) mg/kg	RDL (dry) mg/kg	Dilution	Analysis date / time	Batch
Diesel Range Organics (DRO)	U		1.42	4.26	1	08/11/2025 12:24	WG2576655
Residual Range Organics (RRO)	U		3.55	10.7	1	08/11/2025 12:24	WG2576655
(S) o-Terphenyl	63.7			18.0-148		08/11/2025 12:24	WG2576655

Polychlorinated Biphenyls (GC) by Method 8082 A

Analyte	Result (dry) mg/kg	Qualifier	MDL (dry) mg/kg	RDL (dry) mg/kg	Dilution	Analysis date / time	Batch
PCB 1016	U		0.0109	0.0362	1	08/10/2025 17:04	<a href="#">WG2576643</a>
PCB 1221	U		0.0114	0.0362	1	08/10/2025 17:04	<a href="#">WG2576643</a>
PCB 1232	U		0.0194	0.0362	1	08/10/2025 17:04	<a href="#">WG2576643</a>
PCB 1242	U		0.0108	0.0362	1	08/10/2025 17:04	<a href="#">WG2576643</a>
PCB 1248	U		0.0132	0.0181	1	08/10/2025 17:04	<a href="#">WG2576643</a>
PCB 1254	U		0.0111	0.0181	1	08/10/2025 17:04	<a href="#">WG2576643</a>
PCB 1260	U		0.0117	0.0181	1	08/10/2025 17:04	<a href="#">WG2576643</a>
(S) Decachlorobiphenyl	58.7			10.0-135		08/10/2025 17:04	<a href="#">WG2576643</a>
(S) Tetrachloro-m-xylene	77.2			10.0-139		08/10/2025 17:04	<a href="#">WG2576643</a>

Semi Volatile Organic Compounds (GC/MS) by Method 8270E-SIM

Analyte	Result (dry) mg/kg	Qualifier	MDL (dry) mg/kg	RDL (dry) mg/kg	Dilution	Analysis date / time	Batch
Anthracene	U		0.00174	0.00639	1	08/13/2025 13:31	<a href="#">WG2575957</a>
Acenaphthene	U		0.00173	0.00639	1	08/13/2025 13:31	<a href="#">WG2575957</a>
Acenaphthylene	U		0.00169	0.00639	1	08/13/2025 13:31	<a href="#">WG2575957</a>
Benzo(a)anthracene	U		0.00213	0.00639	1	08/13/2025 13:31	<a href="#">WG2575957</a>
Benzo(a)pyrene	U		0.00174	0.00639	1	08/13/2025 13:31	<a href="#">WG2575957</a>
Benzo(b)fluoranthene	U		0.00293	0.00639	1	08/13/2025 13:31	<a href="#">WG2575957</a>
Benzo(g,h,i)perylene	U		0.00206	0.00639	1	08/13/2025 13:31	<a href="#">WG2575957</a>
Benzo(k)fluoranthene	U		0.00227	0.00639	1	08/13/2025 13:31	<a href="#">WG2575957</a>
Chrysene	U		0.00220	0.00639	1	08/13/2025 13:31	<a href="#">WG2575957</a>
Dibenz(a,h)anthracene	U		0.00214	0.00639	1	08/13/2025 13:31	<a href="#">WG2575957</a>
Fluoranthene	U		0.00255	0.00639	1	08/13/2025 13:31	<a href="#">WG2575957</a>
Fluorene	U		0.00192	0.00639	1	08/13/2025 13:31	<a href="#">WG2575957</a>
Indeno(1,2,3-cd)pyrene	U		0.00249	0.00639	1	08/13/2025 13:31	<a href="#">WG2575957</a>
Naphthalene	U		0.00617	0.0213	1	08/13/2025 13:31	<a href="#">WG2575957</a>
Phenanthrene	U		0.00325	0.00639	1	08/13/2025 13:31	<a href="#">WG2575957</a>
Pyrene	U		0.00218	0.00639	1	08/13/2025 13:31	<a href="#">WG2575957</a>
1-Methylnaphthalene	U		0.00233	0.0213	1	08/13/2025 13:31	<a href="#">WG2575957</a>
2-Methylnaphthalene	U		0.00609	0.0213	1	08/13/2025 13:31	<a href="#">WG2575957</a>
2-Chloronaphthalene	U		0.00137	0.0213	1	08/13/2025 13:31	<a href="#">WG2575957</a>
(S) p-Terphenyl-d14	135	<u>J1</u>		23.0-120		08/13/2025 13:31	<a href="#">WG2575957</a>
(S) Nitrobenzene-d5	113			14.0-149		08/13/2025 13:31	<a href="#">WG2575957</a>
(S) 2-Fluorobiphenyl	129	<u>J1</u>		34.0-125		08/13/2025 13:31	<a href="#">WG2575957</a>

1 Cp

2 Tc

3 Ss

4 Cn

5 Sr

6 Qc

7 Gl

8 Al

9 Sc

Total Solids by Method 2540 G-2011

Analyte	Result	Qualifier	Dilution	Analysis	Batch
Total Solids	91.6		1	08/08/2025 15:17	<a href="#">WG2575499</a>

Mercury by Method 7471B

Analyte	Result (dry)	Qualifier	MDL (dry)	RDL (dry)	Dilution	Analysis	Batch
Mercury	U		0.0225	0.0437	1	08/11/2025 12:25	<a href="#">WG2575778</a>

Metals (ICPMS) by Method 6020B

Analyte	Result (dry)	Qualifier	MDL (dry)	RDL (dry)	Dilution	Analysis	Batch
Antimony	U		0.181	3.27	5	08/19/2025 00:19	<a href="#">WG2576187</a>
Arsenic	2.80		0.109	1.09	5	08/19/2025 00:19	<a href="#">WG2576187</a>
Beryllium	0.658	J	0.151	2.73	5	08/19/2025 00:19	<a href="#">WG2576187</a>
Cadmium	0.124	J	0.0933	1.09	5	08/19/2025 00:19	<a href="#">WG2576187</a>
Chromium	13.3		0.323	5.46	5	08/19/2025 00:19	<a href="#">WG2576187</a>
Copper	31.6		0.144	5.46	5	08/19/2025 00:19	<a href="#">WG2576187</a>
Lead	4.50		0.108	2.18	5	08/19/2025 00:19	<a href="#">WG2576187</a>
Manganese	579		1.46	13.6	25	08/19/2025 14:54	<a href="#">WG2576187</a>
Nickel	20.9		0.215	2.73	5	08/19/2025 00:19	<a href="#">WG2576187</a>
Selenium	0.501	J	0.196	2.73	5	08/19/2025 00:19	<a href="#">WG2576187</a>
Silver	U		0.0944	0.546	5	08/19/2025 00:19	<a href="#">WG2576187</a>
Titanium	4960		4.02	27.3	25	08/19/2025 14:54	<a href="#">WG2576187</a>
Zinc	82.5		0.808	27.3	5	08/19/2025 00:19	<a href="#">WG2576187</a>

1 Cp

2 Tc

3 Ss

4 Cn

5 Sr

6 Qc

7 Gl

8 Al

9 Sc

Total Solids by Method 2540 G-2011

Analyte	Result	Qualifier	Dilution	Analysis	Batch
Total Solids	96.9		1	08/08/2025 15:17	<a href="#">WG2575499</a>

Mercury by Method 7471B

Analyte	Result (dry)	Qualifier	MDL (dry)	RDL (dry)	Dilution	Analysis	Batch
Mercury	U		0.0213	0.0413	1	08/11/2025 12:27	<a href="#">WG2575778</a>

Metals (ICPMS) by Method 6020B

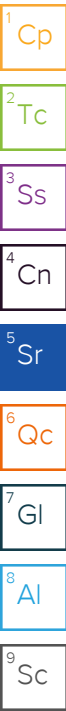
Analyte	Result (dry)	Qualifier	MDL (dry)	RDL (dry)	Dilution	Analysis	Batch
Antimony	0.671	J	0.171	3.10	5	08/19/2025 00:22	<a href="#">WG2576187</a>
Arsenic	4.29		0.103	1.03	5	08/19/2025 00:22	<a href="#">WG2576187</a>
Beryllium	0.390	J	0.142	2.58	5	08/19/2025 00:22	<a href="#">WG2576187</a>
Cadmium	8.62		0.0883	1.03	5	08/19/2025 00:22	<a href="#">WG2576187</a>
Chromium	24.5		0.306	5.16	5	08/19/2025 00:22	<a href="#">WG2576187</a>
Copper	53.5		0.136	5.16	5	08/19/2025 00:22	<a href="#">WG2576187</a>
Lead	245		0.511	10.3	25	08/19/2025 14:57	<a href="#">WG2576187</a>
Manganese	607		1.38	12.9	25	08/19/2025 14:57	<a href="#">WG2576187</a>
Nickel	23.4		0.203	2.58	5	08/19/2025 00:22	<a href="#">WG2576187</a>
Selenium	0.396	J	0.186	2.58	5	08/19/2025 00:22	<a href="#">WG2576187</a>
Silver	0.167	J	0.0893	0.516	5	08/19/2025 00:22	<a href="#">WG2576187</a>
Titanium	3690		0.759	5.16	5	08/19/2025 00:22	<a href="#">WG2576187</a>
Zinc	4100		30.6	1030	200	08/19/2025 15:01	<a href="#">WG2576187</a>

Volatile Organic Compounds (GC) by Method NWTPHGX

Analyte	Result (dry)	Qualifier	MDL (dry)	RDL (dry)	Dilution	Analysis	Batch
Gasoline Range Organics-NWTPH	1.57	J	1.44	2.66	25	08/06/2025 05:37	<a href="#">WG2573564</a>
(S) a,a,a-Trifluorotoluene(FID)	104			77.0-120		08/06/2025 05:37	<a href="#">WG2573564</a>

Volatile Organic Compounds (GC/MS) by Method 8260D

Analyte	Result (dry)	Qualifier	MDL (dry)	RDL (dry)	Dilution	Analysis	Batch
Acetone	U	J4	0.0743	0.107	1	08/06/2025 13:10	<a href="#">WG2573870</a>
Acrylonitrile	U		0.00855	0.0133	1	08/06/2025 13:10	<a href="#">WG2573870</a>
Benzene	0.00577		0.000757	0.00107	1	08/06/2025 13:10	<a href="#">WG2573870</a>
Bromobenzene	U		0.00415	0.0133	1	08/06/2025 13:10	<a href="#">WG2573870</a>
Bromodichloromethane	U		0.00125	0.00266	1	08/06/2025 13:10	<a href="#">WG2573870</a>
Bromoform	U		0.0106	0.0266	1	08/06/2025 13:10	<a href="#">WG2573870</a>
Bromomethane	U		0.0108	0.0133	1	08/06/2025 13:10	<a href="#">WG2573870</a>
n-Butylbenzene	U		0.00666	0.0133	1	08/06/2025 13:10	<a href="#">WG2573870</a>
sec-Butylbenzene	U		0.00408	0.0133	1	08/06/2025 13:10	<a href="#">WG2573870</a>
tert-Butylbenzene	U		0.00201	0.00533	1	08/06/2025 13:10	<a href="#">WG2573870</a>
Carbon tetrachloride	U		0.00321	0.00533	1	08/06/2025 13:10	<a href="#">WG2573870</a>
Chlorobenzene	U		0.000914	0.00266	1	08/06/2025 13:10	<a href="#">WG2573870</a>
Chlorodibromomethane	U		0.00172	0.00266	1	08/06/2025 13:10	<a href="#">WG2573870</a>
Chloroethane	U	C3	0.00606	0.0107	1	08/06/2025 13:10	<a href="#">WG2573870</a>
Chloroform	U		0.00173	0.00266	1	08/06/2025 13:10	<a href="#">WG2573870</a>
Chloromethane	U		0.00906	0.0133	1	08/06/2025 13:10	<a href="#">WG2573870</a>
2-Chlorotoluene	U		0.00137	0.00266	1	08/06/2025 13:10	<a href="#">WG2573870</a>
4-Chlorotoluene	U		0.00164	0.00533	1	08/06/2025 13:10	<a href="#">WG2573870</a>
1,2-Dibromo-3-Chloropropane	U		0.0114	0.0266	1	08/06/2025 13:10	<a href="#">WG2573870</a>
1,2-Dibromoethane	U		0.00134	0.00266	1	08/06/2025 13:10	<a href="#">WG2573870</a>
Dibromomethane	U		0.00190	0.00533	1	08/06/2025 13:10	<a href="#">WG2573870</a>



Volatile Organic Compounds (GC/MS) by Method 8260D

Analyte	Result (dry) mg/kg	Qualifier	MDL (dry) mg/kg	RDL (dry) mg/kg	Dilution	Analysis date / time	Batch
1,2-Dichlorobenzene	U		0.00166	0.00533	1	08/06/2025 13:10	WG2573870
1,3-Dichlorobenzene	U		0.00176	0.00533	1	08/06/2025 13:10	WG2573870
1,4-Dichlorobenzene	U		0.00186	0.00533	1	08/06/2025 13:10	WG2573870
Dichlorodifluoromethane	U		0.00463	0.00533	1	08/06/2025 13:10	WG2573870
1,1-Dichloroethane	U		0.00108	0.00266	1	08/06/2025 13:10	WG2573870
1,2-Dichloroethane	U		0.00156	0.00266	1	08/06/2025 13:10	WG2573870
1,1-Dichloroethene	U		0.00163	0.00266	1	08/06/2025 13:10	WG2573870
cis-1,2-Dichloroethene	U		0.00137	0.00266	1	08/06/2025 13:10	WG2573870
trans-1,2-Dichloroethene	U		0.00111	0.00533	1	08/06/2025 13:10	WG2573870
1,2-Dichloropropane	U		0.00205	0.00533	1	08/06/2025 13:10	WG2573870
1,1-Dichloropropene	U		0.00147	0.00533	1	08/06/2025 13:10	WG2573870
1,3-Dichloropropane	U		0.00173	0.00533	1	08/06/2025 13:10	WG2573870
cis-1,3-Dichloropropene	U		0.00112	0.00266	1	08/06/2025 13:10	WG2573870
trans-1,3-Dichloropropene	U		0.00112	0.00533	1	08/06/2025 13:10	WG2573870
2,2-Dichloropropane	U		0.00215	0.00266	1	08/06/2025 13:10	WG2573870
Di-isopropyl ether	U		0.000819	0.00107	1	08/06/2025 13:10	WG2573870
Ethylbenzene	0.00651		0.00105	0.00266	1	08/06/2025 13:10	WG2573870
Hexachloro-1,3-butadiene	U		0.0111	0.0266	1	08/06/2025 13:10	WG2573870
Isopropylbenzene	0.00240	U	0.00108	0.00266	1	08/06/2025 13:10	WG2573870
p-Isopropyltoluene	0.00300	U	0.00227	0.00533	1	08/06/2025 13:10	WG2573870
2-Butanone (MEK)	U		0.0945	0.107	1	08/06/2025 13:10	WG2573870
Methylene Chloride	U		0.0117	0.0266	1	08/06/2025 13:10	WG2573870
4-Methyl-2-pentanone (MIBK)	U		0.0106	0.0266	1	08/06/2025 13:10	WG2573870
Methyl tert-butyl ether	U		0.000824	0.00107	1	08/06/2025 13:10	WG2573870
Naphthalene	0.0870		0.00813	0.0133	1	08/06/2025 13:10	WG2573870
n-Propylbenzene	0.00234	U	0.00180	0.00533	1	08/06/2025 13:10	WG2573870
Styrene	U		0.00474	0.0133	1	08/06/2025 13:10	WG2573870
1,1,1,2-Tetrachloroethane	U		0.00138	0.00266	1	08/06/2025 13:10	WG2573870
1,1,2,2-Tetrachloroethane	U		0.00124	0.00266	1	08/06/2025 13:10	WG2573870
1,1,2-Trichlorotrifluoroethane	U		0.00299	0.00533	1	08/06/2025 13:10	WG2573870
Tetrachloroethene	U		0.00162	0.00266	1	08/06/2025 13:10	WG2573870
Toluene	0.0373		0.00308	0.00533	1	08/06/2025 13:10	WG2573870
1,2,3-Trichlorobenzene	U		0.00745	0.0133	1	08/06/2025 13:10	WG2573870
1,2,4-Trichlorobenzene	U		0.00577	0.0133	1	08/06/2025 13:10	WG2573870
1,1,1-Trichloroethane	U		0.00154	0.00266	1	08/06/2025 13:10	WG2573870
1,1,2-Trichloroethane	U		0.00143	0.00266	1	08/06/2025 13:10	WG2573870
Trichloroethene	U		0.000949	0.00107	1	08/06/2025 13:10	WG2573870
Trichlorofluoromethane	U		0.00278	0.00426	1	08/06/2025 13:10	WG2573870
1,2,3-Trichloropropane	U		0.00652	0.0133	1	08/06/2025 13:10	WG2573870
1,2,4-Trimethylbenzene	0.0246		0.00254	0.00533	1	08/06/2025 13:10	WG2573870
1,2,3-Trimethylbenzene	0.0158		0.00194	0.00533	1	08/06/2025 13:10	WG2573870
1,3,5-Trimethylbenzene	0.00593		0.00243	0.00533	1	08/06/2025 13:10	WG2573870
Vinyl chloride	U		0.00214	0.00266	1	08/06/2025 13:10	WG2573870
Xylenes, Total	0.0827		0.00298	0.00692	1	08/06/2025 13:10	WG2573870
(S) Toluene-d8	98.9			75.0-131		08/06/2025 13:10	WG2573870
(S) 4-Bromofluorobenzene	110			67.0-138		08/06/2025 13:10	WG2573870
(S) 1,2-Dichloroethane-d4	98.2			70.0-130		08/06/2025 13:10	WG2573870

1 Cp  
2 Tc  
3 Ss  
4 Cn  
5 Sr  
6 Qc  
7 Gl  
8 Al  
9 Sc

Semi-Volatile Organic Compounds (GC) by Method NWTPHDX-NO SGT

Analyte	Result (dry) mg/kg	Qualifier	MDL (dry) mg/kg	RDL (dry) mg/kg	Dilution	Analysis date / time	Batch
Diesel Range Organics (DRO)	U		275	826	200	08/11/2025 19:16	WG2576655
Residual Range Organics (RRO)	3220		688	2060	200	08/11/2025 19:16	WG2576655
(S) o-Terphenyl	0.000	J		18.0-148		08/11/2025 19:16	WG2576655

Sample Narrative:

Semi-Volatile Organic Compounds (GC) by Method NWTPHDX-NO SGT


Analyte	Result (dry) mg/kg	Qualifier	MDL (dry) mg/kg	RDL (dry) mg/kg	Dilution	Analysis date / time	Batch
L1884546-13 WG2576655: Cannot run at lower dilution due to viscosity of extract							

Polychlorinated Biphenyls (GC) by Method 8082 A

Analyte	Result (dry) mg/kg	Qualifier	MDL (dry) mg/kg	RDL (dry) mg/kg	Dilution	Analysis date / time	Batch
PCB 1016	U		0.0105	0.0351	1	08/10/2025 17:14	<a href="#">WG2576643</a>
PCB 1221	U		0.0110	0.0351	1	08/10/2025 17:14	<a href="#">WG2576643</a>
PCB 1232	U		0.0188	0.0351	1	08/10/2025 17:14	<a href="#">WG2576643</a>
PCB 1242	0.247		0.0104	0.0351	1	08/10/2025 17:14	<a href="#">WG2576643</a>
PCB 1248	U		0.0128	0.0176	1	08/10/2025 17:14	<a href="#">WG2576643</a>
PCB 1254	U		0.0107	0.0176	1	08/10/2025 17:14	<a href="#">WG2576643</a>
PCB 1260	0.0507	P	0.0114	0.0176	1	08/10/2025 17:14	<a href="#">WG2576643</a>
(S) Decachlorobiphenyl	41.5			10.0-135		08/10/2025 17:14	<a href="#">WG2576643</a>
(S) Tetrachloro-m-xylene	64.1			10.0-139		08/10/2025 17:14	<a href="#">WG2576643</a>

Semi Volatile Organic Compounds (GC/MS) by Method 8270E-SIM

Analyte	Result (dry) mg/kg	Qualifier	MDL (dry) mg/kg	RDL (dry) mg/kg	Dilution	Analysis date / time	Batch
Anthracene	0.00221	J	0.00168	0.00619	1	08/12/2025 04:58	<a href="#">WG2575960</a>
Acenaphthene	U		0.00167	0.00619	1	08/12/2025 04:58	<a href="#">WG2575960</a>
Acenaphthylene	0.00286	J	0.00164	0.00619	1	08/12/2025 04:58	<a href="#">WG2575960</a>
Benzo(a)anthracene	0.0133		0.00206	0.00619	1	08/12/2025 04:58	<a href="#">WG2575960</a>
Benzo(a)pyrene	0.0219		0.00168	0.00619	1	08/12/2025 04:58	<a href="#">WG2575960</a>
Benzo(b)fluoranthene	0.0350		0.00284	0.00619	1	08/12/2025 04:58	<a href="#">WG2575960</a>
Benzo(g,h,i)perylene	0.0456		0.00199	0.00619	1	08/12/2025 04:58	<a href="#">WG2575960</a>
Benzo(k)fluoranthene	0.00424	J	0.00220	0.00619	1	08/12/2025 04:58	<a href="#">WG2575960</a>
Chrysene	0.0239		0.00213	0.00619	1	08/12/2025 04:58	<a href="#">WG2575960</a>
Dibenz(a,h)anthracene	U		0.00208	0.00619	1	08/12/2025 04:58	<a href="#">WG2575960</a>
Fluoranthene	0.0255		0.00247	0.00619	1	08/12/2025 04:58	<a href="#">WG2575960</a>
Fluorene	U		0.00186	0.00619	1	08/12/2025 04:58	<a href="#">WG2575960</a>
Indeno(1,2,3-cd)pyrene	U		0.00242	0.00619	1	08/12/2025 04:58	<a href="#">WG2575960</a>
Naphthalene	0.0146	J	0.00598	0.0206	1	08/12/2025 04:58	<a href="#">WG2575960</a>
Phenanthrene	0.0172		0.00315	0.00619	1	08/12/2025 04:58	<a href="#">WG2575960</a>
Pyrene	0.0299		0.00212	0.00619	1	08/12/2025 04:58	<a href="#">WG2575960</a>
1-Methylnaphthalene	0.00792	J	0.00226	0.0206	1	08/12/2025 04:58	<a href="#">WG2575960</a>
2-Methylnaphthalene	0.0108	J	0.00590	0.0206	1	08/12/2025 04:58	<a href="#">WG2575960</a>
2-Chloronaphthalene	U		0.00133	0.0206	1	08/12/2025 04:58	<a href="#">WG2575960</a>
(S) p-Terphenyl-d14	90.4			23.0-120		08/12/2025 04:58	<a href="#">WG2575960</a>
(S) Nitrobenzene-d5	103			14.0-149		08/12/2025 04:58	<a href="#">WG2575960</a>
(S) 2-Fluorobiphenyl	88.9			34.0-125		08/12/2025 04:58	<a href="#">WG2575960</a>



Total Solids by Method 2540 G-2011

Analyte	Result	Qualifier	Dilution	Analysis	Batch
Total Solids	91.0		1	08/08/2025 15:17	<a href="#">WG2575499</a>

Mercury by Method 7471B

Analyte	Result (dry)	Qualifier	MDL (dry)	RDL (dry)	Dilution	Analysis	Batch
Mercury	U		0.0226	0.0439	1	08/11/2025 12:30	<a href="#">WG2575778</a>

Metals (ICPMS) by Method 6020B

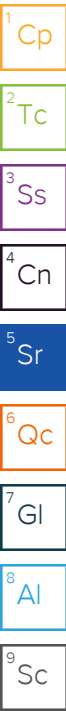
Analyte	Result (dry)	Qualifier	MDL (dry)	RDL (dry)	Dilution	Analysis	Batch
Antimony	U		0.182	3.30	5	08/19/2025 00:25	<a href="#">WG2576187</a>
Arsenic	1.63		0.110	1.10	5	08/19/2025 00:25	<a href="#">WG2576187</a>
Beryllium	0.461	J	0.152	2.75	5	08/19/2025 00:25	<a href="#">WG2576187</a>
Cadmium	0.119	J	0.0939	1.10	5	08/19/2025 00:25	<a href="#">WG2576187</a>
Chromium	11.6		0.325	5.49	5	08/19/2025 00:25	<a href="#">WG2576187</a>
Copper	30.9		0.145	5.49	5	08/19/2025 00:25	<a href="#">WG2576187</a>
Lead	3.53		0.109	2.20	5	08/19/2025 00:25	<a href="#">WG2576187</a>
Manganese	419		1.47	13.7	25	08/19/2025 15:16	<a href="#">WG2576187</a>
Nickel	22.5		0.216	2.75	5	08/19/2025 00:25	<a href="#">WG2576187</a>
Selenium	0.319	J	0.198	2.75	5	08/19/2025 00:25	<a href="#">WG2576187</a>
Silver	U		0.0950	0.549	5	08/19/2025 00:25	<a href="#">WG2576187</a>
Titanium	4040		0.807	5.49	5	08/19/2025 00:25	<a href="#">WG2576187</a>
Zinc	65.9		0.813	27.5	5	08/19/2025 00:25	<a href="#">WG2576187</a>

Volatile Organic Compounds (GC) by Method NWTPHGX

Analyte	Result (dry)	Qualifier	MDL (dry)	RDL (dry)	Dilution	Analysis	Batch
Gasoline Range Organics-NWTPH	U		1.75	3.25	27.3	08/06/2025 05:59	<a href="#">WG2573564</a>
(S) a,a,a-Trifluorotoluene(FID)	104			77.0-120		08/06/2025 05:59	<a href="#">WG2573564</a>

Volatile Organic Compounds (GC/MS) by Method 8260D

Analyte	Result (dry)	Qualifier	MDL (dry)	RDL (dry)	Dilution	Analysis	Batch
Acetone	0.138	C5 J4	0.0903	0.130	1.09	08/06/2025 13:29	<a href="#">WG2573870</a>
Acrylonitrile	U		0.0104	0.0162	1.09	08/06/2025 13:29	<a href="#">WG2573870</a>
Benzene	U		0.000921	0.00130	1.09	08/06/2025 13:29	<a href="#">WG2573870</a>
Bromobenzene	U		0.00505	0.0162	1.09	08/06/2025 13:29	<a href="#">WG2573870</a>
Bromodichloromethane	U		0.00152	0.00325	1.09	08/06/2025 13:29	<a href="#">WG2573870</a>
Bromoform	U		0.0128	0.0325	1.09	08/06/2025 13:29	<a href="#">WG2573870</a>
Bromomethane	U		0.0131	0.0162	1.09	08/06/2025 13:29	<a href="#">WG2573870</a>
n-Butylbenzene	U		0.00809	0.0162	1.09	08/06/2025 13:29	<a href="#">WG2573870</a>
sec-Butylbenzene	U		0.00496	0.0162	1.09	08/06/2025 13:29	<a href="#">WG2573870</a>
tert-Butylbenzene	U		0.00245	0.00648	1.09	08/06/2025 13:29	<a href="#">WG2573870</a>
Carbon tetrachloride	U		0.00390	0.00648	1.09	08/06/2025 13:29	<a href="#">WG2573870</a>
Chlorobenzene	U		0.00111	0.00325	1.09	08/06/2025 13:29	<a href="#">WG2573870</a>
Chlorodibromomethane	U		0.00208	0.00325	1.09	08/06/2025 13:29	<a href="#">WG2573870</a>
Chloroethane	U	C3	0.00737	0.0130	1.09	08/06/2025 13:29	<a href="#">WG2573870</a>
Chloroform	U		0.00210	0.00325	1.09	08/06/2025 13:29	<a href="#">WG2573870</a>
Chloromethane	U		0.0110	0.0162	1.09	08/06/2025 13:29	<a href="#">WG2573870</a>
2-Chlorotoluene	U		0.00168	0.00325	1.09	08/06/2025 13:29	<a href="#">WG2573870</a>
4-Chlorotoluene	U		0.00200	0.00648	1.09	08/06/2025 13:29	<a href="#">WG2573870</a>
1,2-Dibromo-3-Chloropropane	U		0.0139	0.0325	1.09	08/06/2025 13:29	<a href="#">WG2573870</a>
1,2-Dibromoethane	U		0.00163	0.00325	1.09	08/06/2025 13:29	<a href="#">WG2573870</a>
Dibromomethane	U		0.00231	0.00648	1.09	08/06/2025 13:29	<a href="#">WG2573870</a>



Volatile Organic Compounds (GC/MS) by Method 8260D

Analyte	Result (dry) mg/kg	Qualifier	MDL (dry) mg/kg	RDL (dry) mg/kg	Dilution	Analysis date / time	Batch
1,2-Dichlorobenzene	U		0.00202	0.00648	1.09	08/06/2025 13:29	WG2573870
1,3-Dichlorobenzene	U		0.00214	0.00648	1.09	08/06/2025 13:29	WG2573870
1,4-Dichlorobenzene	U		0.00227	0.00648	1.09	08/06/2025 13:29	WG2573870
Dichlorodifluoromethane	U		0.00563	0.00648	1.09	08/06/2025 13:29	WG2573870
1,1-Dichloroethane	U		0.00131	0.00325	1.09	08/06/2025 13:29	WG2573870
1,2-Dichloroethane	U		0.00189	0.00325	1.09	08/06/2025 13:29	WG2573870
1,1-Dichloroethene	U		0.00199	0.00325	1.09	08/06/2025 13:29	WG2573870
cis-1,2-Dichloroethene	U		0.00168	0.00325	1.09	08/06/2025 13:29	WG2573870
trans-1,2-Dichloroethene	U		0.00134	0.00648	1.09	08/06/2025 13:29	WG2573870
1,2-Dichloropropane	U		0.00248	0.00648	1.09	08/06/2025 13:29	WG2573870
1,1-Dichloropropene	U		0.00178	0.00648	1.09	08/06/2025 13:29	WG2573870
1,3-Dichloropropane	U		0.00210	0.00648	1.09	08/06/2025 13:29	WG2573870
cis-1,3-Dichloropropene	U		0.00136	0.00325	1.09	08/06/2025 13:29	WG2573870
trans-1,3-Dichloropropene	U		0.00136	0.00648	1.09	08/06/2025 13:29	WG2573870
2,2-Dichloropropane	U		0.00262	0.00325	1.09	08/06/2025 13:29	WG2573870
Di-isopropyl ether	U		0.000996	0.00130	1.09	08/06/2025 13:29	WG2573870
Ethylbenzene	U		0.00128	0.00325	1.09	08/06/2025 13:29	WG2573870
Hexachloro-1,3-butadiene	U		0.0136	0.0325	1.09	08/06/2025 13:29	WG2573870
Isopropylbenzene	U		0.00131	0.00325	1.09	08/06/2025 13:29	WG2573870
p-Isopropyltoluene	U		0.00276	0.00648	1.09	08/06/2025 13:29	WG2573870
2-Butanone (MEK)	U		0.115	0.130	1.09	08/06/2025 13:29	WG2573870
Methylene Chloride	U		0.0143	0.0325	1.09	08/06/2025 13:29	WG2573870
4-Methyl-2-pentanone (MIBK)	U		0.0128	0.0325	1.09	08/06/2025 13:29	WG2573870
Methyl tert-butyl ether	U		0.00100	0.00130	1.09	08/06/2025 13:29	WG2573870
Naphthalene	U		0.00989	0.0162	1.09	08/06/2025 13:29	WG2573870
n-Propylbenzene	U		0.00219	0.00648	1.09	08/06/2025 13:29	WG2573870
Styrene	U		0.00576	0.0162	1.09	08/06/2025 13:29	WG2573870
1,1,1,2-Tetrachloroethane	U		0.00169	0.00325	1.09	08/06/2025 13:29	WG2573870
1,1,2,2-Tetrachloroethane	U		0.00150	0.00325	1.09	08/06/2025 13:29	WG2573870
1,1,2-Trichlorotrifluoroethane	U		0.00364	0.00648	1.09	08/06/2025 13:29	WG2573870
Tetrachloroethene	U		0.00197	0.00325	1.09	08/06/2025 13:29	WG2573870
Toluene	U		0.00374	0.00648	1.09	08/06/2025 13:29	WG2573870
1,2,3-Trichlorobenzene	U		0.00906	0.0162	1.09	08/06/2025 13:29	WG2573870
1,2,4-Trichlorobenzene	U		0.00702	0.0162	1.09	08/06/2025 13:29	WG2573870
1,1,1-Trichloroethane	U		0.00188	0.00325	1.09	08/06/2025 13:29	WG2573870
1,1,2-Trichloroethane	U		0.00174	0.00325	1.09	08/06/2025 13:29	WG2573870
Trichloroethene	U		0.00115	0.00130	1.09	08/06/2025 13:29	WG2573870
Trichlorofluoromethane	U		0.00338	0.00518	1.09	08/06/2025 13:29	WG2573870
1,2,3-Trichloropropane	U		0.00793	0.0162	1.09	08/06/2025 13:29	WG2573870
1,2,4-Trimethylbenzene	U		0.00308	0.00648	1.09	08/06/2025 13:29	WG2573870
1,2,3-Trimethylbenzene	U		0.00235	0.00648	1.09	08/06/2025 13:29	WG2573870
1,3,5-Trimethylbenzene	U		0.00296	0.00648	1.09	08/06/2025 13:29	WG2573870
Vinyl chloride	U		0.00260	0.00325	1.09	08/06/2025 13:29	WG2573870
Xylenes, Total	U		0.00363	0.00842	1.09	08/06/2025 13:29	WG2573870
(S) Toluene-d8	95.4			75.0-131		08/06/2025 13:29	WG2573870
(S) 4-Bromofluorobenzene	110			67.0-138		08/06/2025 13:29	WG2573870
(S) 1,2-Dichloroethane-d4	99.0			70.0-130		08/06/2025 13:29	WG2573870

1 Cp  
2 Tc  
3 Ss  
4 Cn  
5 Sr  
6 Qc  
7 Gl  
8 Al  
9 Sc

Semi-Volatile Organic Compounds (GC) by Method NWTPHDX-NO SGT

Analyte	Result (dry) mg/kg	Qualifier	MDL (dry) mg/kg	RDL (dry) mg/kg	Dilution	Analysis date / time	Batch
Diesel Range Organics (DRO)	U		1.46	4.39	1	08/11/2025 12:38	WG2576655
Residual Range Organics (RRO)	U		3.66	11.0	1	08/11/2025 12:38	WG2576655
(S) o-Terphenyl	57.7			18.0-148		08/11/2025 12:38	WG2576655

Polychlorinated Biphenyls (GC) by Method 8082 A

Analyte	Result (dry) mg/kg	Qualifier	MDL (dry) mg/kg	RDL (dry) mg/kg	Dilution	Analysis date / time	Batch
PCB 1016	U		0.0112	0.0373	1	08/10/2025 17:23	<a href="#">WG2576643</a>
PCB 1221	U		0.0118	0.0373	1	08/10/2025 17:23	<a href="#">WG2576643</a>
PCB 1232	U		0.0200	0.0373	1	08/10/2025 17:23	<a href="#">WG2576643</a>
PCB 1242	U		0.0111	0.0373	1	08/10/2025 17:23	<a href="#">WG2576643</a>
PCB 1248	U		0.0136	0.0187	1	08/10/2025 17:23	<a href="#">WG2576643</a>
PCB 1254	U		0.0114	0.0187	1	08/10/2025 17:23	<a href="#">WG2576643</a>
PCB 1260	U		0.0121	0.0187	1	08/10/2025 17:23	<a href="#">WG2576643</a>
(S) Decachlorobiphenyl	49.2			10.0-135		08/10/2025 17:23	<a href="#">WG2576643</a>
(S) Tetrachloro-m-xylene	79.6			10.0-139		08/10/2025 17:23	<a href="#">WG2576643</a>

1 Cp  
2 Tc  
3 Ss  
4 Cn

5 Sr

Semi Volatile Organic Compounds (GC/MS) by Method 8270E-SIM

Analyte	Result (dry) mg/kg	Qualifier	MDL (dry) mg/kg	RDL (dry) mg/kg	Dilution	Analysis date / time	Batch
Anthracene	U		0.00179	0.00659	1	08/11/2025 10:18	<a href="#">WG2575960</a>
Acenaphthene	U		0.00178	0.00659	1	08/11/2025 10:18	<a href="#">WG2575960</a>
Acenaphthylene	U		0.00175	0.00659	1	08/11/2025 10:18	<a href="#">WG2575960</a>
Benzo(a)anthracene	U		0.00220	0.00659	1	08/11/2025 10:18	<a href="#">WG2575960</a>
Benzo(a)pyrene	U		0.00179	0.00659	1	08/11/2025 10:18	<a href="#">WG2575960</a>
Benzo(b)fluoranthene	U		0.00302	0.00659	1	08/11/2025 10:18	<a href="#">WG2575960</a>
Benzo(g,h,i)perylene	U		0.00212	0.00659	1	08/11/2025 10:18	<a href="#">WG2575960</a>
Benzo(k)fluoranthene	U		0.00234	0.00659	1	08/11/2025 10:18	<a href="#">WG2575960</a>
Chrysene	U		0.00226	0.00659	1	08/11/2025 10:18	<a href="#">WG2575960</a>
Dibenz(a,h)anthracene	U		0.00221	0.00659	1	08/11/2025 10:18	<a href="#">WG2575960</a>
Fluoranthene	U		0.00263	0.00659	1	08/11/2025 10:18	<a href="#">WG2575960</a>
Fluorene	U		0.00198	0.00659	1	08/11/2025 10:18	<a href="#">WG2575960</a>
Indeno(1,2,3-cd)pyrene	U		0.00257	0.00659	1	08/11/2025 10:18	<a href="#">WG2575960</a>
Naphthalene	U		0.00636	0.0220	1	08/11/2025 10:18	<a href="#">WG2575960</a>
Phenanthrene	U		0.00335	0.00659	1	08/11/2025 10:18	<a href="#">WG2575960</a>
Pyrene	U		0.00225	0.00659	1	08/11/2025 10:18	<a href="#">WG2575960</a>
1-Methylnaphthalene	U		0.00241	0.0220	1	08/11/2025 10:18	<a href="#">WG2575960</a>
2-Methylnaphthalene	U		0.00627	0.0220	1	08/11/2025 10:18	<a href="#">WG2575960</a>
2-Chloronaphthalene	U		0.00142	0.0220	1	08/11/2025 10:18	<a href="#">WG2575960</a>
(S) p-Terphenyl-d14	121	<u>J1</u>		23.0-120		08/11/2025 10:18	<a href="#">WG2575960</a>
(S) Nitrobenzene-d5	121			14.0-149		08/11/2025 10:18	<a href="#">WG2575960</a>
(S) 2-Fluorobiphenyl	101			34.0-125		08/11/2025 10:18	<a href="#">WG2575960</a>

6 Qc

7 Gl

8 Al

9 Sc

Total Solids by Method 2540 G-2011

Analyte	Result	Qualifier	Dilution	Analysis	Batch
Total Solids	93.4		1	08/08/2025 15:17	<a href="#">WG2575499</a>

Mercury by Method 7471B

Analyte	Result (dry)	Qualifier	MDL (dry)	RDL (dry)	Dilution	Analysis	Batch
Mercury	0.0503		0.0221	0.0428	1	08/10/2025 21:07	<a href="#">WG2576401</a>

Metals (ICPMS) by Method 6020B

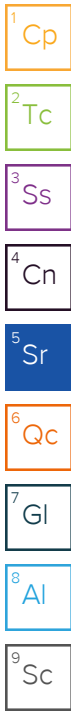
Analyte	Result (dry)	Qualifier	MDL (dry)	RDL (dry)	Dilution	Analysis	Batch
Antimony	1.07	J	0.178	3.21	5	08/19/2025 00:28	<a href="#">WG2576187</a>
Arsenic	3.33		0.107	1.07	5	08/19/2025 00:28	<a href="#">WG2576187</a>
Beryllium	0.469	J	0.148	2.68	5	08/19/2025 00:28	<a href="#">WG2576187</a>
Cadmium	0.542	J	0.0915	1.07	5	08/19/2025 00:28	<a href="#">WG2576187</a>
Chromium	17.9		0.317	5.35	5	08/19/2025 00:28	<a href="#">WG2576187</a>
Copper	57.9		0.141	5.35	5	08/19/2025 00:28	<a href="#">WG2576187</a>
Lead	221		0.106	2.14	5	08/19/2025 00:28	<a href="#">WG2576187</a>
Manganese	547		1.43	13.4	25	08/19/2025 15:19	<a href="#">WG2576187</a>
Nickel	20.8		0.211	2.68	5	08/19/2025 00:28	<a href="#">WG2576187</a>
Selenium	0.316	J	0.193	2.68	5	08/19/2025 00:28	<a href="#">WG2576187</a>
Silver	0.395	J	0.0926	0.535	5	08/19/2025 00:28	<a href="#">WG2576187</a>
Titanium	3500		0.787	5.35	5	08/19/2025 00:28	<a href="#">WG2576187</a>
Zinc	207		0.792	26.8	5	08/19/2025 00:28	<a href="#">WG2576187</a>

Volatile Organic Compounds (GC) by Method NWTPHGX

Analyte	Result (dry)	Qualifier	MDL (dry)	RDL (dry)	Dilution	Analysis	Batch
Gasoline Range Organics-NWTPH	U	J3	1.74	3.23	28.5	08/06/2025 06:21	<a href="#">WG2573564</a>
(S) a,a,a-Trifluorotoluene(FID)	104			77.0-120		08/06/2025 06:21	<a href="#">WG2573564</a>

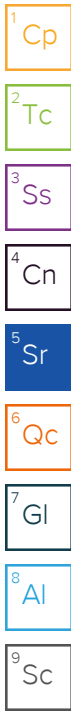
Volatile Organic Compounds (GC/MS) by Method 8260D

Analyte	Result (dry)	Qualifier	MDL (dry)	RDL (dry)	Dilution	Analysis	Batch
Acetone	U	J4	0.0901	0.129	1.14	08/06/2025 13:48	<a href="#">WG2573870</a>
Acrylonitrile	U		0.0104	0.0162	1.14	08/06/2025 13:48	<a href="#">WG2573870</a>
Benzene	0.00100	J	0.000919	0.00129	1.14	08/06/2025 13:48	<a href="#">WG2573870</a>
Bromobenzene	U		0.00504	0.0162	1.14	08/06/2025 13:48	<a href="#">WG2573870</a>
Bromodichloromethane	U		0.00151	0.00323	1.14	08/06/2025 13:48	<a href="#">WG2573870</a>
Bromoform	U		0.0128	0.0323	1.14	08/06/2025 13:48	<a href="#">WG2573870</a>
Bromomethane	U		0.0130	0.0162	1.14	08/06/2025 13:48	<a href="#">WG2573870</a>
n-Butylbenzene	U		0.00808	0.0162	1.14	08/06/2025 13:48	<a href="#">WG2573870</a>
sec-Butylbenzene	U		0.00495	0.0162	1.14	08/06/2025 13:48	<a href="#">WG2573870</a>
tert-Butylbenzene	U		0.00244	0.00646	1.14	08/06/2025 13:48	<a href="#">WG2573870</a>
Carbon tetrachloride	U		0.00389	0.00646	1.14	08/06/2025 13:48	<a href="#">WG2573870</a>
Chlorobenzene	U		0.00111	0.00323	1.14	08/06/2025 13:48	<a href="#">WG2573870</a>
Chlorodibromomethane	U		0.00208	0.00323	1.14	08/06/2025 13:48	<a href="#">WG2573870</a>
Chloroethane	U	C3	0.00735	0.0129	1.14	08/06/2025 13:48	<a href="#">WG2573870</a>
Chloroform	U		0.00210	0.00323	1.14	08/06/2025 13:48	<a href="#">WG2573870</a>
Chloromethane	U		0.0110	0.0162	1.14	08/06/2025 13:48	<a href="#">WG2573870</a>
2-Chlorotoluene	U		0.00167	0.00323	1.14	08/06/2025 13:48	<a href="#">WG2573870</a>
4-Chlorotoluene	U		0.00199	0.00646	1.14	08/06/2025 13:48	<a href="#">WG2573870</a>
1,2-Dibromo-3-Chloropropane	U		0.0138	0.0323	1.14	08/06/2025 13:48	<a href="#">WG2573870</a>
1,2-Dibromoethane	U		0.00163	0.00323	1.14	08/06/2025 13:48	<a href="#">WG2573870</a>
Dibromomethane	U		0.00230	0.00646	1.14	08/06/2025 13:48	<a href="#">WG2573870</a>



Volatile Organic Compounds (GC/MS) by Method 8260D

Analyte	Result (dry) mg/kg	Qualifier	MDL (dry) mg/kg	RDL (dry) mg/kg	Dilution	Analysis date / time	Batch
1,2-Dichlorobenzene	U		0.00202	0.00646	1.14	08/06/2025 13:48	WG2573870
1,3-Dichlorobenzene	U		0.00213	0.00646	1.14	08/06/2025 13:48	WG2573870
1,4-Dichlorobenzene	U		0.00227	0.00646	1.14	08/06/2025 13:48	WG2573870
Dichlorodifluoromethane	U		0.00562	0.00646	1.14	08/06/2025 13:48	WG2573870
1,1-Dichloroethane	U		0.00130	0.00323	1.14	08/06/2025 13:48	WG2573870
1,2-Dichloroethane	U		0.00188	0.00323	1.14	08/06/2025 13:48	WG2573870
1,1-Dichloroethene	U		0.00197	0.00323	1.14	08/06/2025 13:48	WG2573870
cis-1,2-Dichloroethene	U		0.00167	0.00323	1.14	08/06/2025 13:48	WG2573870
trans-1,2-Dichloroethene	U		0.00135	0.00646	1.14	08/06/2025 13:48	WG2573870
1,2-Dichloropropane	U		0.00248	0.00646	1.14	08/06/2025 13:48	WG2573870
1,1-Dichloropropene	U		0.00178	0.00646	1.14	08/06/2025 13:48	WG2573870
1,3-Dichloropropane	U		0.00210	0.00646	1.14	08/06/2025 13:48	WG2573870
cis-1,3-Dichloropropene	U		0.00136	0.00323	1.14	08/06/2025 13:48	WG2573870
trans-1,3-Dichloropropene	U		0.00136	0.00646	1.14	08/06/2025 13:48	WG2573870
2,2-Dichloropropane	U		0.00261	0.00323	1.14	08/06/2025 13:48	WG2573870
Di-isopropyl ether	U		0.000993	0.00129	1.14	08/06/2025 13:48	WG2573870
Ethylbenzene	0.0173		0.00128	0.00323	1.14	08/06/2025 13:48	WG2573870
Hexachloro-1,3-butadiene	U		0.0135	0.0323	1.14	08/06/2025 13:48	WG2573870
Isopropylbenzene	0.00161	U	0.00130	0.00323	1.14	08/06/2025 13:48	WG2573870
p-Isopropyltoluene	0.00365	U	0.00275	0.00646	1.14	08/06/2025 13:48	WG2573870
2-Butanone (MEK)	U		0.114	0.129	1.14	08/06/2025 13:48	WG2573870
Methylene Chloride	U		0.0142	0.0323	1.14	08/06/2025 13:48	WG2573870
4-Methyl-2-pentanone (MIBK)	U		0.0128	0.0323	1.14	08/06/2025 13:48	WG2573870
Methyl tert-butyl ether	U		0.000998	0.00129	1.14	08/06/2025 13:48	WG2573870
Naphthalene	0.0184		0.00985	0.0162	1.14	08/06/2025 13:48	WG2573870
n-Propylbenzene	U		0.00219	0.00646	1.14	08/06/2025 13:48	WG2573870
Styrene	U		0.00574	0.0162	1.14	08/06/2025 13:48	WG2573870
1,1,1,2-Tetrachloroethane	U		0.00168	0.00323	1.14	08/06/2025 13:48	WG2573870
1,1,2,2-Tetrachloroethane	U		0.00150	0.00323	1.14	08/06/2025 13:48	WG2573870
1,1,2-Trichlorotrifluoroethane	U		0.00362	0.00646	1.14	08/06/2025 13:48	WG2573870
Tetrachloroethene	U		0.00196	0.00323	1.14	08/06/2025 13:48	WG2573870
Toluene	0.0109		0.00373	0.00646	1.14	08/06/2025 13:48	WG2573870
1,2,3-Trichlorobenzene	U		0.00903	0.0162	1.14	08/06/2025 13:48	WG2573870
1,2,4-Trichlorobenzene	U		0.00700	0.0162	1.14	08/06/2025 13:48	WG2573870
1,1,1-Trichloroethane	U		0.00187	0.00323	1.14	08/06/2025 13:48	WG2573870
1,1,2-Trichloroethane	U		0.00173	0.00323	1.14	08/06/2025 13:48	WG2573870
Trichloroethene	U		0.00116	0.00129	1.14	08/06/2025 13:48	WG2573870
Trichlorofluoromethane	U		0.00338	0.00517	1.14	08/06/2025 13:48	WG2573870
1,2,3-Trichloropropane	U		0.00791	0.0162	1.14	08/06/2025 13:48	WG2573870
1,2,4-Trimethylbenzene	0.0121		0.00307	0.00646	1.14	08/06/2025 13:48	WG2573870
1,2,3-Trimethylbenzene	0.00836		0.00234	0.00646	1.14	08/06/2025 13:48	WG2573870
1,3,5-Trimethylbenzene	U		0.00295	0.00646	1.14	08/06/2025 13:48	WG2573870
Vinyl chloride	U		0.00259	0.00323	1.14	08/06/2025 13:48	WG2573870
Xylenes, Total	0.133		0.00361	0.00839	1.14	08/06/2025 13:48	WG2573870
(S) Toluene-d8	94.6			75.0-131		08/06/2025 13:48	WG2573870
(S) 4-Bromofluorobenzene	110			67.0-138		08/06/2025 13:48	WG2573870
(S) 1,2-Dichloroethane-d4	98.6			70.0-130		08/06/2025 13:48	WG2573870



Semi-Volatile Organic Compounds (GC) by Method NWTPHDX-NO SGT

Analyte	Result (dry) mg/kg	Qualifier	MDL (dry) mg/kg	RDL (dry) mg/kg	Dilution	Analysis date / time	Batch
Diesel Range Organics (DRO)	187		14.2	42.8	10	08/11/2025 21:09	WG2576655
Residual Range Organics (RRO)	1270		35.7	107	10	08/11/2025 21:09	WG2576655
(S) o-Terphenyl	50.5			18.0-148		08/11/2025 21:09	WG2576655

Polychlorinated Biphenyls (GC) by Method 8082 A

Analyte	Result (dry) mg/kg	Qualifier	MDL (dry) mg/kg	RDL (dry) mg/kg	Dilution	Analysis date / time	Batch
PCB 1016	U		0.0109	0.0364	1	08/10/2025 17:33	<a href="#">WG2576643</a>
PCB 1221	U		0.0115	0.0364	1	08/10/2025 17:33	<a href="#">WG2576643</a>
PCB 1232	U		0.0195	0.0364	1	08/10/2025 17:33	<a href="#">WG2576643</a>
PCB 1242	U		0.0108	0.0364	1	08/10/2025 17:33	<a href="#">WG2576643</a>
PCB 1248	U		0.0133	0.0182	1	08/10/2025 17:33	<a href="#">WG2576643</a>
PCB 1254	U		0.0111	0.0182	1	08/10/2025 17:33	<a href="#">WG2576643</a>
PCB 1260	U		0.0118	0.0182	1	08/10/2025 17:33	<a href="#">WG2576643</a>
(S) Decachlorobiphenyl	43.2			10.0-135		08/10/2025 17:33	<a href="#">WG2576643</a>
(S) Tetrachloro-m-xylene	69.2			10.0-139		08/10/2025 17:33	<a href="#">WG2576643</a>



Semi Volatile Organic Compounds (GC/MS) by Method 8270E-SIM

Analyte	Result (dry) mg/kg	Qualifier	MDL (dry) mg/kg	RDL (dry) mg/kg	Dilution	Analysis date / time	Batch
Anthracene	U		0.00175	0.00642	1	08/12/2025 04:40	<a href="#">WG2575960</a>
Acenaphthene	U		0.00173	0.00642	1	08/12/2025 04:40	<a href="#">WG2575960</a>
Acenaphthylene	0.00191	J	0.00170	0.00642	1	08/12/2025 04:40	<a href="#">WG2575960</a>
Benzo(a)anthracene	0.0111		0.00214	0.00642	1	08/12/2025 04:40	<a href="#">WG2575960</a>
Benzo(a)pyrene	0.0143		0.00175	0.00642	1	08/12/2025 04:40	<a href="#">WG2575960</a>
Benzo(b)fluoranthene	0.0193		0.00294	0.00642	1	08/12/2025 04:40	<a href="#">WG2575960</a>
Benzo(g,h,i)perylene	0.0297		0.00207	0.00642	1	08/12/2025 04:40	<a href="#">WG2575960</a>
Benzo(k)fluoranthene	0.00385	J	0.00228	0.00642	1	08/12/2025 04:40	<a href="#">WG2575960</a>
Chrysene	0.0214		0.00221	0.00642	1	08/12/2025 04:40	<a href="#">WG2575960</a>
Dibenz(a,h)anthracene	0.00742		0.00215	0.00642	1	08/12/2025 04:40	<a href="#">WG2575960</a>
Fluoranthene	0.0109		0.00256	0.00642	1	08/12/2025 04:40	<a href="#">WG2575960</a>
Fluorene	U		0.00193	0.00642	1	08/12/2025 04:40	<a href="#">WG2575960</a>
Indeno(1,2,3-cd)pyrene	0.0124		0.00251	0.00642	1	08/12/2025 04:40	<a href="#">WG2575960</a>
Naphthalene	0.00672	J	0.00620	0.0214	1	08/12/2025 04:40	<a href="#">WG2575960</a>
Phenanthrene	0.0148		0.00327	0.00642	1	08/12/2025 04:40	<a href="#">WG2575960</a>
Pyrene	0.0168		0.00219	0.00642	1	08/12/2025 04:40	<a href="#">WG2575960</a>
1-Methylnaphthalene	0.00751	J	0.00234	0.0214	1	08/12/2025 04:40	<a href="#">WG2575960</a>
2-Methylnaphthalene	0.00890	J	0.00611	0.0214	1	08/12/2025 04:40	<a href="#">WG2575960</a>
2-Chloronaphthalene	U		0.00138	0.0214	1	08/12/2025 04:40	<a href="#">WG2575960</a>
(S) p-Terphenyl-d14	86.4			23.0-120		08/12/2025 04:40	<a href="#">WG2575960</a>
(S) Nitrobenzene-d5	85.3			14.0-149		08/12/2025 04:40	<a href="#">WG2575960</a>
(S) 2-Fluorobiphenyl	84.9			34.0-125		08/12/2025 04:40	<a href="#">WG2575960</a>

Total Solids by Method 2540 G-2011

Analyte	Result	Qualifier	Dilution	Analysis	Batch
Total Solids	93.8		1	08/08/2025 15:04	<a href="#">WG2575500</a>

Mercury by Method 7471B

Analyte	Result (dry)	Qualifier	MDL (dry)	RDL (dry)	Dilution	Analysis	Batch
Mercury	U		0.0220	0.0426	1	08/10/2025 21:10	<a href="#">WG2576401</a>

Metals (ICPMS) by Method 6020B


Analyte	Result (dry)	Qualifier	MDL (dry)	RDL (dry)	Dilution	Analysis	Batch
Antimony	U		0.177	3.20	5	08/19/2025 00:32	<a href="#">WG2576187</a>
Arsenic	1.45		0.107	1.07	5	08/19/2025 00:32	<a href="#">WG2576187</a>
Beryllium	0.404	J	0.147	2.66	5	08/19/2025 00:32	<a href="#">WG2576187</a>
Cadmium	U		0.0911	1.07	5	08/19/2025 00:32	<a href="#">WG2576187</a>
Chromium	13.1		0.316	5.33	5	08/19/2025 00:32	<a href="#">WG2576187</a>
Copper	25.1		0.141	5.33	5	08/19/2025 00:32	<a href="#">WG2576187</a>
Lead	3.11		0.106	2.13	5	08/19/2025 00:32	<a href="#">WG2576187</a>
Manganese	462		1.43	13.3	25	08/19/2025 15:22	<a href="#">WG2576187</a>
Nickel	16.7		0.210	2.66	5	08/19/2025 00:32	<a href="#">WG2576187</a>
Selenium	0.306	J	0.192	2.66	5	08/19/2025 00:32	<a href="#">WG2576187</a>
Silver	U		0.0922	0.533	5	08/19/2025 00:32	<a href="#">WG2576187</a>
Titanium	3770		0.783	5.33	5	08/19/2025 00:32	<a href="#">WG2576187</a>
Zinc	61.7		0.789	26.6	5	08/19/2025 00:32	<a href="#">WG2576187</a>

Volatile Organic Compounds (GC) by Method NWTPHGX

Analyte	Result (dry)	Qualifier	MDL (dry)	RDL (dry)	Dilution	Analysis	Batch
Gasoline Range Organics-NWTPH	U		1.69	3.13	27.8	08/06/2025 10:50	<a href="#">WG2573751</a>
(S) a,a,a-Trifluorotoluene(FID)	101			77.0-120		08/06/2025 10:50	<a href="#">WG2573751</a>

Volatile Organic Compounds (GC/MS) by Method 8260D

Analyte	Result (dry)	Qualifier	MDL (dry)	RDL (dry)	Dilution	Analysis	Batch
Acetone	U	J4	0.0834	0.120	1.06	08/06/2025 14:06	<a href="#">WG2573870</a>
Acrylonitrile	U		0.00960	0.0150	1.06	08/06/2025 14:06	<a href="#">WG2573870</a>
Benzene	U		0.000851	0.00120	1.06	08/06/2025 14:06	<a href="#">WG2573870</a>
Bromobenzene	U		0.00466	0.0150	1.06	08/06/2025 14:06	<a href="#">WG2573870</a>
Bromodichloromethane	U		0.00140	0.00299	1.06	08/06/2025 14:06	<a href="#">WG2573870</a>
Bromoform	U		0.0118	0.0299	1.06	08/06/2025 14:06	<a href="#">WG2573870</a>
Bromomethane	U		0.0121	0.0150	1.06	08/06/2025 14:06	<a href="#">WG2573870</a>
n-Butylbenzene	U		0.00748	0.0150	1.06	08/06/2025 14:06	<a href="#">WG2573870</a>
sec-Butylbenzene	U		0.00458	0.0150	1.06	08/06/2025 14:06	<a href="#">WG2573870</a>
tert-Butylbenzene	U		0.00226	0.00598	1.06	08/06/2025 14:06	<a href="#">WG2573870</a>
Carbon tetrachloride	U		0.00360	0.00598	1.06	08/06/2025 14:06	<a href="#">WG2573870</a>
Chlorobenzene	U		0.00103	0.00299	1.06	08/06/2025 14:06	<a href="#">WG2573870</a>
Chlorodibromomethane	U		0.00193	0.00299	1.06	08/06/2025 14:06	<a href="#">WG2573870</a>
Chloroethane	U	C3	0.00680	0.0120	1.06	08/06/2025 14:06	<a href="#">WG2573870</a>
Chloroform	U		0.00194	0.00299	1.06	08/06/2025 14:06	<a href="#">WG2573870</a>
Chloromethane	U		0.0102	0.0150	1.06	08/06/2025 14:06	<a href="#">WG2573870</a>
2-Chlorotoluene	U		0.00155	0.00299	1.06	08/06/2025 14:06	<a href="#">WG2573870</a>
4-Chlorotoluene	U		0.00184	0.00598	1.06	08/06/2025 14:06	<a href="#">WG2573870</a>
1,2-Dibromo-3-Chloropropane	U		0.0127	0.0299	1.06	08/06/2025 14:06	<a href="#">WG2573870</a>
1,2-Dibromoethane	U		0.00151	0.00299	1.06	08/06/2025 14:06	<a href="#">WG2573870</a>
Dibromomethane	U		0.00213	0.00598	1.06	08/06/2025 14:06	<a href="#">WG2573870</a>



## Volatile Organic Compounds (GC/MS) by Method 8260D

Analyte	Result (dry) mg/kg	Qualifier	MDL (dry) mg/kg	RDL (dry) mg/kg	Dilution	Analysis date / time	Batch
1,2-Dichlorobenzene	U		0.00186	0.00598	1.06	08/06/2025 14:06	WG2573870
1,3-Dichlorobenzene	U		0.00197	0.00598	1.06	08/06/2025 14:06	WG2573870
1,4-Dichlorobenzene	U		0.00210	0.00598	1.06	08/06/2025 14:06	WG2573870
Dichlorodifluoromethane	U		0.00520	0.00598	1.06	08/06/2025 14:06	WG2573870
1,1-Dichloroethane	U		0.00121	0.00299	1.06	08/06/2025 14:06	WG2573870
1,2-Dichloroethane	U		0.00175	0.00299	1.06	08/06/2025 14:06	WG2573870
1,1-Dichloroethene	U		0.00183	0.00299	1.06	08/06/2025 14:06	WG2573870
cis-1,2-Dichloroethene	U		0.00155	0.00299	1.06	08/06/2025 14:06	WG2573870
trans-1,2-Dichloroethene	U		0.00124	0.00598	1.06	08/06/2025 14:06	WG2573870
1,2-Dichloropropane	U		0.00230	0.00598	1.06	08/06/2025 14:06	WG2573870
1,1-Dichloropropene	U		0.00165	0.00598	1.06	08/06/2025 14:06	WG2573870
1,3-Dichloropropane	U		0.00194	0.00598	1.06	08/06/2025 14:06	WG2573870
cis-1,3-Dichloropropene	U		0.00125	0.00299	1.06	08/06/2025 14:06	WG2573870
trans-1,3-Dichloropropene	U		0.00125	0.00598	1.06	08/06/2025 14:06	WG2573870
2,2-Dichloropropane	U		0.00241	0.00299	1.06	08/06/2025 14:06	WG2573870
Di-isopropyl ether	U		0.000919	0.00120	1.06	08/06/2025 14:06	WG2573870
Ethylbenzene	U		0.00118	0.00299	1.06	08/06/2025 14:06	WG2573870
Hexachloro-1,3-butadiene	U		0.0125	0.0299	1.06	08/06/2025 14:06	WG2573870
Isopropylbenzene	U		0.00121	0.00299	1.06	08/06/2025 14:06	WG2573870
p-Isopropyltoluene	U		0.00255	0.00598	1.06	08/06/2025 14:06	WG2573870
2-Butanone (MEK)	U		0.106	0.120	1.06	08/06/2025 14:06	WG2573870
Methylene Chloride	U		0.0132	0.0299	1.06	08/06/2025 14:06	WG2573870
4-Methyl-2-pentanone (MIBK)	U		0.0118	0.0299	1.06	08/06/2025 14:06	WG2573870
Methyl tert-butyl ether	U		0.000924	0.00120	1.06	08/06/2025 14:06	WG2573870
Naphthalene	U		0.00913	0.0150	1.06	08/06/2025 14:06	WG2573870
n-Propylbenzene	U		0.00202	0.00598	1.06	08/06/2025 14:06	WG2573870
Styrene	U		0.00532	0.0150	1.06	08/06/2025 14:06	WG2573870
1,1,1,2-Tetrachloroethane	U		0.00156	0.00299	1.06	08/06/2025 14:06	WG2573870
1,1,2,2-Tetrachloroethane	U		0.00139	0.00299	1.06	08/06/2025 14:06	WG2573870
1,1,2-Trichlorotrifluoroethane	U		0.00336	0.00598	1.06	08/06/2025 14:06	WG2573870
Tetrachloroethene	U		0.00182	0.00299	1.06	08/06/2025 14:06	WG2573870
Toluene	U		0.00345	0.00598	1.06	08/06/2025 14:06	WG2573870
1,2,3-Trichlorobenzene	U		0.00836	0.0150	1.06	08/06/2025 14:06	WG2573870
1,2,4-Trichlorobenzene	U		0.00649	0.0150	1.06	08/06/2025 14:06	WG2573870
1,1,1-Trichloroethane	U		0.00174	0.00299	1.06	08/06/2025 14:06	WG2573870
1,1,2-Trichloroethane	U		0.00160	0.00299	1.06	08/06/2025 14:06	WG2573870
Trichloroethene	U		0.00106	0.00120	1.06	08/06/2025 14:06	WG2573870
Trichlorofluoromethane	U		0.00312	0.00478	1.06	08/06/2025 14:06	WG2573870
1,2,3-Trichloropropane	U		0.00732	0.0150	1.06	08/06/2025 14:06	WG2573870
1,2,4-Trimethylbenzene	U		0.00284	0.00598	1.06	08/06/2025 14:06	WG2573870
1,2,3-Trimethylbenzene	U		0.00218	0.00598	1.06	08/06/2025 14:06	WG2573870
1,3,5-Trimethylbenzene	U		0.00273	0.00598	1.06	08/06/2025 14:06	WG2573870
Vinyl chloride	U		0.00240	0.00299	1.06	08/06/2025 14:06	WG2573870
Xylenes, Total	U		0.00335	0.00777	1.06	08/06/2025 14:06	WG2573870
(S) Toluene-d8	97.3			75.0-131		08/06/2025 14:06	WG2573870
(S) 4-Bromofluorobenzene	105			67.0-138		08/06/2025 14:06	WG2573870
(S) 1,2-Dichloroethane-d4	95.1			70.0-130		08/06/2025 14:06	WG2573870

1 Cp

2 Tc

3 Ss

4 Cn

5 Sr

6 Qc

7 Gl

8 Al

9 Sc

## Semi-Volatile Organic Compounds (GC) by Method NWTPHDX-NO SGT

Analyte	Result (dry) mg/kg	Qualifier	MDL (dry) mg/kg	RDL (dry) mg/kg	Dilution	Analysis date / time	Batch
Diesel Range Organics (DRO)	U		1.42	4.26	1	08/11/2025 12:53	WG2576655
Residual Range Organics (RRO)	3.71	J	3.55	10.7	1	08/11/2025 12:53	WG2576655
(S) o-Terphenyl	74.2			18.0-148		08/11/2025 12:53	WG2576655

Polychlorinated Biphenyls (GC) by Method 8082 A

Analyte	Result (dry) mg/kg	Qualifier	MDL (dry) mg/kg	RDL (dry) mg/kg	Dilution	Analysis date / time	Batch
PCB 1016	U		0.0109	0.0362	1	08/10/2025 18:02	<a href="#">WG2576643</a>
PCB 1221	U		0.0114	0.0362	1	08/10/2025 18:02	<a href="#">WG2576643</a>
PCB 1232	U		0.0194	0.0362	1	08/10/2025 18:02	<a href="#">WG2576643</a>
PCB 1242	U		0.0108	0.0362	1	08/10/2025 18:02	<a href="#">WG2576643</a>
PCB 1248	U		0.0132	0.0181	1	08/10/2025 18:02	<a href="#">WG2576643</a>
PCB 1254	U		0.0111	0.0181	1	08/10/2025 18:02	<a href="#">WG2576643</a>
PCB 1260	U		0.0117	0.0181	1	08/10/2025 18:02	<a href="#">WG2576643</a>
(S) Decachlorobiphenyl	46.1			10.0-135		08/10/2025 18:02	<a href="#">WG2576643</a>
(S) Tetrachloro-m-xylene	78.3			10.0-139		08/10/2025 18:02	<a href="#">WG2576643</a>



Semi Volatile Organic Compounds (GC/MS) by Method 8270E-SIM

Analyte	Result (dry) mg/kg	Qualifier	MDL (dry) mg/kg	RDL (dry) mg/kg	Dilution	Analysis date / time	Batch
Anthracene	U		0.00174	0.00640	1	08/11/2025 10:38	<a href="#">WG2575960</a>
Acenaphthene	U		0.00173	0.00640	1	08/11/2025 10:38	<a href="#">WG2575960</a>
Acenaphthylene	U		0.00169	0.00640	1	08/11/2025 10:38	<a href="#">WG2575960</a>
Benzo(a)anthracene	U		0.00213	0.00640	1	08/11/2025 10:38	<a href="#">WG2575960</a>
Benzo(a)pyrene	U		0.00174	0.00640	1	08/11/2025 10:38	<a href="#">WG2575960</a>
Benzo(b)fluoranthene	U		0.00293	0.00640	1	08/11/2025 10:38	<a href="#">WG2575960</a>
Benzo(g,h,i)perylene	U		0.00206	0.00640	1	08/11/2025 10:38	<a href="#">WG2575960</a>
Benzo(k)fluoranthene	U		0.00227	0.00640	1	08/11/2025 10:38	<a href="#">WG2575960</a>
Chrysene	U		0.00220	0.00640	1	08/11/2025 10:38	<a href="#">WG2575960</a>
Dibenz(a,h)anthracene	U		0.00214	0.00640	1	08/11/2025 10:38	<a href="#">WG2575960</a>
Fluoranthene	U		0.00255	0.00640	1	08/11/2025 10:38	<a href="#">WG2575960</a>
Fluorene	U		0.00192	0.00640	1	08/11/2025 10:38	<a href="#">WG2575960</a>
Indeno(1,2,3-cd)pyrene	U		0.00249	0.00640	1	08/11/2025 10:38	<a href="#">WG2575960</a>
Naphthalene	U		0.00617	0.0213	1	08/11/2025 10:38	<a href="#">WG2575960</a>
Phenanthrene	U		0.00325	0.00640	1	08/11/2025 10:38	<a href="#">WG2575960</a>
Pyrene	U		0.00219	0.00640	1	08/11/2025 10:38	<a href="#">WG2575960</a>
1-Methylnaphthalene	U		0.00233	0.0213	1	08/11/2025 10:38	<a href="#">WG2575960</a>
2-Methylnaphthalene	U		0.00609	0.0213	1	08/11/2025 10:38	<a href="#">WG2575960</a>
2-Chloronaphthalene	U		0.00138	0.0213	1	08/11/2025 10:38	<a href="#">WG2575960</a>
(S) p-Terphenyl-d14	117			23.0-120		08/11/2025 10:38	<a href="#">WG2575960</a>
(S) Nitrobenzene-d5	121			14.0-149		08/11/2025 10:38	<a href="#">WG2575960</a>
(S) 2-Fluorobiphenyl	91.1			34.0-125		08/11/2025 10:38	<a href="#">WG2575960</a>

Total Solids by Method 2540 G-2011

Analyte	Result	Qualifier	Dilution	Analysis	Batch
Total Solids	94.7		1	08/08/2025 15:04	<a href="#">WG2575500</a>

Mercury by Method 7471B

Analyte	Result (dry)	Qualifier	MDL (dry)	RDL (dry)	Dilution	Analysis	Batch
Mercury	0.0396	J	0.0218	0.0423	1	08/10/2025 21:12	<a href="#">WG2576401</a>

Metals (ICPMS) by Method 6020B

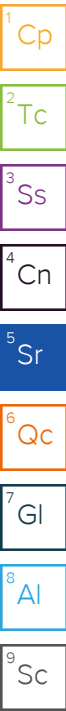
Analyte	Result (dry)	Qualifier	MDL (dry)	RDL (dry)	Dilution	Analysis	Batch
Antimony	0.659	J	0.175	3.17	5	08/19/2025 00:35	<a href="#">WG2576187</a>
Arsenic	3.03		0.106	1.06	5	08/19/2025 00:35	<a href="#">WG2576187</a>
Beryllium	0.430	J	0.146	2.64	5	08/19/2025 00:35	<a href="#">WG2576187</a>
Cadmium	1.05	J	0.0903	1.06	5	08/19/2025 00:35	<a href="#">WG2576187</a>
Chromium	13.1		0.313	5.28	5	08/19/2025 00:35	<a href="#">WG2576187</a>
Copper	57.8		0.139	5.28	5	08/19/2025 00:35	<a href="#">WG2576187</a>
Lead	153		0.105	2.11	5	08/19/2025 00:35	<a href="#">WG2576187</a>
Manganese	480		1.42	13.2	25	08/19/2025 15:25	<a href="#">WG2576187</a>
Nickel	17.7		0.208	2.64	5	08/19/2025 00:35	<a href="#">WG2576187</a>
Selenium	0.370	J	0.190	2.64	5	08/19/2025 00:35	<a href="#">WG2576187</a>
Silver	0.100	J	0.0914	0.528	5	08/19/2025 00:35	<a href="#">WG2576187</a>
Titanium	4080		0.776	5.28	5	08/19/2025 00:35	<a href="#">WG2576187</a>
Zinc	776		3.91	132	25	08/19/2025 15:25	<a href="#">WG2576187</a>

Volatile Organic Compounds (GC) by Method NWTPHGX

Analyte	Result (dry)	Qualifier	MDL (dry)	RDL (dry)	Dilution	Analysis	Batch
Gasoline Range Organics-NWTPH	U		1.58	2.92	26.3	08/06/2025 11:10	<a href="#">WG2573751</a>
(S) a,a,a-Trifluorotoluene(FID)	100			77.0-120		08/06/2025 11:10	<a href="#">WG2573751</a>

Volatile Organic Compounds (GC/MS) by Method 8260D

Analyte	Result (dry)	Qualifier	MDL (dry)	RDL (dry)	Dilution	Analysis	Batch
Acetone	U	J4	0.0781	0.112	1	08/06/2025 14:25	<a href="#">WG2573870</a>
Acrylonitrile	U		0.00900	0.0140	1	08/06/2025 14:25	<a href="#">WG2573870</a>
Benzene	U		0.000797	0.00112	1	08/06/2025 14:25	<a href="#">WG2573870</a>
Bromobenzene	U		0.00437	0.0140	1	08/06/2025 14:25	<a href="#">WG2573870</a>
Bromodichloromethane	U		0.00131	0.00280	1	08/06/2025 14:25	<a href="#">WG2573870</a>
Bromoform	U		0.0111	0.0280	1	08/06/2025 14:25	<a href="#">WG2573870</a>
Bromomethane	U		0.0113	0.0140	1	08/06/2025 14:25	<a href="#">WG2573870</a>
n-Butylbenzene	U		0.00701	0.0140	1	08/06/2025 14:25	<a href="#">WG2573870</a>
sec-Butylbenzene	U		0.00429	0.0140	1	08/06/2025 14:25	<a href="#">WG2573870</a>
tert-Butylbenzene	U		0.00212	0.00561	1	08/06/2025 14:25	<a href="#">WG2573870</a>
Carbon tetrachloride	U		0.00337	0.00561	1	08/06/2025 14:25	<a href="#">WG2573870</a>
Chlorobenzene	U		0.000962	0.00280	1	08/06/2025 14:25	<a href="#">WG2573870</a>
Chlorodibromomethane	U		0.00180	0.00280	1	08/06/2025 14:25	<a href="#">WG2573870</a>
Chloroethane	U	C3	0.00638	0.0112	1	08/06/2025 14:25	<a href="#">WG2573870</a>
Chloroform	U		0.00182	0.00280	1	08/06/2025 14:25	<a href="#">WG2573870</a>
Chloromethane	U		0.00953	0.0140	1	08/06/2025 14:25	<a href="#">WG2573870</a>
2-Chlorotoluene	U		0.00145	0.00280	1	08/06/2025 14:25	<a href="#">WG2573870</a>
4-Chlorotoluene	U		0.00173	0.00561	1	08/06/2025 14:25	<a href="#">WG2573870</a>
1,2-Dibromo-3-Chloropropane	U		0.0120	0.0280	1	08/06/2025 14:25	<a href="#">WG2573870</a>
1,2-Dibromoethane	U		0.00141	0.00280	1	08/06/2025 14:25	<a href="#">WG2573870</a>
Dibromomethane	U		0.00200	0.00561	1	08/06/2025 14:25	<a href="#">WG2573870</a>



Volatile Organic Compounds (GC/MS) by Method 8260D

Analyte	Result (dry) mg/kg	Qualifier	MDL (dry) mg/kg	RDL (dry) mg/kg	Dilution	Analysis date / time	Batch
1,2-Dichlorobenzene	U		0.00175	0.00561	1	08/06/2025 14:25	WG2573870
1,3-Dichlorobenzene	U		0.00185	0.00561	1	08/06/2025 14:25	WG2573870
1,4-Dichlorobenzene	U		0.00196	0.00561	1	08/06/2025 14:25	WG2573870
Dichlorodifluoromethane	U		0.00488	0.00561	1	08/06/2025 14:25	WG2573870
1,1-Dichloroethane	U		0.00113	0.00280	1	08/06/2025 14:25	WG2573870
1,2-Dichloroethane	U		0.00164	0.00280	1	08/06/2025 14:25	WG2573870
1,1-Dichloroethene	U		0.00172	0.00280	1	08/06/2025 14:25	WG2573870
cis-1,2-Dichloroethene	U		0.00145	0.00280	1	08/06/2025 14:25	WG2573870
trans-1,2-Dichloroethene	U		0.00117	0.00561	1	08/06/2025 14:25	WG2573870
1,2-Dichloropropane	U		0.00215	0.00561	1	08/06/2025 14:25	WG2573870
1,1-Dichloropropene	U		0.00155	0.00561	1	08/06/2025 14:25	WG2573870
1,3-Dichloropropane	U		0.00182	0.00561	1	08/06/2025 14:25	WG2573870
cis-1,3-Dichloropropene	U		0.00118	0.00280	1	08/06/2025 14:25	WG2573870
trans-1,3-Dichloropropene	U		0.00118	0.00561	1	08/06/2025 14:25	WG2573870
2,2-Dichloropropane	U		0.00226	0.00280	1	08/06/2025 14:25	WG2573870
Di-isopropyl ether	U		0.000862	0.00112	1	08/06/2025 14:25	WG2573870
Ethylbenzene	U		0.00111	0.00280	1	08/06/2025 14:25	WG2573870
Hexachloro-1,3-butadiene	U		0.0117	0.0280	1	08/06/2025 14:25	WG2573870
Isopropylbenzene	U		0.00113	0.00280	1	08/06/2025 14:25	WG2573870
p-Isopropyltoluene	U		0.00239	0.00561	1	08/06/2025 14:25	WG2573870
2-Butanone (MEK)	U		0.0994	0.112	1	08/06/2025 14:25	WG2573870
Methylene Chloride	U		0.0123	0.0280	1	08/06/2025 14:25	WG2573870
4-Methyl-2-pentanone (MIBK)	U		0.0111	0.0280	1	08/06/2025 14:25	WG2573870
Methyl tert-butyl ether	U		0.000867	0.00112	1	08/06/2025 14:25	WG2573870
Naphthalene	0.0408		0.00855	0.0140	1	08/06/2025 14:25	WG2573870
n-Propylbenzene	U		0.00189	0.00561	1	08/06/2025 14:25	WG2573870
Styrene	U		0.00499	0.0140	1	08/06/2025 14:25	WG2573870
1,1,1,2-Tetrachloroethane	U		0.00146	0.00280	1	08/06/2025 14:25	WG2573870
1,1,2,2-Tetrachloroethane	U		0.00130	0.00280	1	08/06/2025 14:25	WG2573870
1,1,2-Trichlorotrifluoroethane	U		0.00315	0.00561	1	08/06/2025 14:25	WG2573870
Tetrachloroethene	0.00276	J	0.00170	0.00280	1	08/06/2025 14:25	WG2573870
Toluene	0.00365	J	0.00324	0.00561	1	08/06/2025 14:25	WG2573870
1,2,3-Trichlorobenzene	U		0.00784	0.0140	1	08/06/2025 14:25	WG2573870
1,2,4-Trichlorobenzene	U		0.00608	0.0140	1	08/06/2025 14:25	WG2573870
1,1,1-Trichloroethane	U		0.00163	0.00280	1	08/06/2025 14:25	WG2573870
1,1,2-Trichloroethane	U		0.00150	0.00280	1	08/06/2025 14:25	WG2573870
Trichloroethene	U		0.000999	0.00112	1	08/06/2025 14:25	WG2573870
Trichlorofluoromethane	U		0.00293	0.00448	1	08/06/2025 14:25	WG2573870
1,2,3-Trichloropropane	U		0.00686	0.0140	1	08/06/2025 14:25	WG2573870
1,2,4-Trimethylbenzene	0.00617		0.00267	0.00561	1	08/06/2025 14:25	WG2573870
1,2,3-Trimethylbenzene	0.00442	J	0.00204	0.00561	1	08/06/2025 14:25	WG2573870
1,3,5-Trimethylbenzene	U		0.00256	0.00561	1	08/06/2025 14:25	WG2573870
Vinyl chloride	U		0.00225	0.00280	1	08/06/2025 14:25	WG2573870
Xylenes, Total	0.00988		0.00314	0.00729	1	08/06/2025 14:25	WG2573870
(S) Toluene-d8	96.7			75.0-131		08/06/2025 14:25	WG2573870
(S) 4-Bromofluorobenzene	107			67.0-138		08/06/2025 14:25	WG2573870
(S) 1,2-Dichloroethane-d4	95.6			70.0-130		08/06/2025 14:25	WG2573870

1 Cp  
2 Tc  
3 Ss  
4 Cn  
5 Sr  
6 Qc  
7 Gl  
8 Al  
9 Sc

Semi-Volatile Organic Compounds (GC) by Method NWTPHDX-NO SGT

Analyte	Result (dry) mg/kg	Qualifier	MDL (dry) mg/kg	RDL (dry) mg/kg	Dilution	Analysis date / time	Batch
Diesel Range Organics (DRO)	54.4	J J3 J6	28.1	84.5	20	08/11/2025 14:08	WG2576687
Residual Range Organics (RRO)	478		70.3	211	20	08/11/2025 14:08	WG2576687
(S) o-Terphenyl	83.5	J7		18.0-148		08/11/2025 14:08	WG2576687

Sample Narrative:

Semi-Volatile Organic Compounds (GC) by Method NWTPHDX-NO SGT

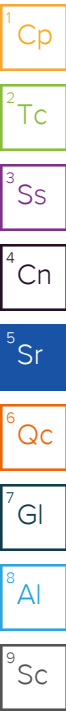
Analyte	Result (dry) mg/kg	Qualifier	MDL (dry) mg/kg	RDL (dry) mg/kg	Dilution	Analysis date / time	Batch
L1884546-17 WG2576687: Sample resembles laboratory standard for Hydraulic Oil.							

Polychlorinated Biphenyls (GC) by Method 8082 A

Analyte	Result (dry) mg/kg	Qualifier	MDL (dry) mg/kg	RDL (dry) mg/kg	Dilution	Analysis date / time	Batch
PCB 1016	U		0.0108	0.0359	1	08/10/2025 18:11	<a href="#">WG2576643</a>
PCB 1221	U		0.0113	0.0359	1	08/10/2025 18:11	<a href="#">WG2576643</a>
PCB 1232	U		0.0192	0.0359	1	08/10/2025 18:11	<a href="#">WG2576643</a>
PCB 1242	U		0.0107	0.0359	1	08/10/2025 18:11	<a href="#">WG2576643</a>
PCB 1248	U		0.0131	0.0180	1	08/10/2025 18:11	<a href="#">WG2576643</a>
PCB 1254	U		0.0110	0.0180	1	08/10/2025 18:11	<a href="#">WG2576643</a>
PCB 1260	U		0.0116	0.0180	1	08/10/2025 18:11	<a href="#">WG2576643</a>
(S) Decachlorobiphenyl	45.6			10.0-135		08/10/2025 18:11	<a href="#">WG2576643</a>
(S) Tetrachloro-m-xylene	75.8			10.0-139		08/10/2025 18:11	<a href="#">WG2576643</a>

Semi Volatile Organic Compounds (GC/MS) by Method 8270E-SIM

Analyte	Result (dry) mg/kg	Qualifier	MDL (dry) mg/kg	RDL (dry) mg/kg	Dilution	Analysis date / time	Batch
Anthracene	0.00244	U	0.00172	0.00634	1	08/11/2025 10:57	<a href="#">WG2575960</a>
Acenaphthene	U		0.00171	0.00634	1	08/11/2025 10:57	<a href="#">WG2575960</a>
Acenaphthylene	0.00288	U	0.00168	0.00634	1	08/11/2025 10:57	<a href="#">WG2575960</a>
Benzo(a)anthracene	0.0124		0.00211	0.00634	1	08/11/2025 10:57	<a href="#">WG2575960</a>
Benzo(a)pyrene	0.0136		0.00172	0.00634	1	08/11/2025 10:57	<a href="#">WG2575960</a>
Benzo(b)fluoranthene	0.0243		0.00290	0.00634	1	08/11/2025 10:57	<a href="#">WG2575960</a>
Benzo(g,h,i)perylene	U		0.00204	0.00634	1	08/11/2025 10:57	<a href="#">WG2575960</a>
Benzo(k)fluoranthene	U		0.00225	0.00634	1	08/11/2025 10:57	<a href="#">WG2575960</a>
Chrysene	0.0192		0.00218	0.00634	1	08/11/2025 10:57	<a href="#">WG2575960</a>
Dibenz(a,h)anthracene	0.00371	U	0.00212	0.00634	1	08/11/2025 10:57	<a href="#">WG2575960</a>
Fluoranthene	0.0220		0.00252	0.00634	1	08/11/2025 10:57	<a href="#">WG2575960</a>
Fluorene	U		0.00190	0.00634	1	08/11/2025 10:57	<a href="#">WG2575960</a>
Indeno(1,2,3-cd)pyrene	0.0136		0.00247	0.00634	1	08/11/2025 10:57	<a href="#">WG2575960</a>
Naphthalene	0.00940	U	0.00612	0.0211	1	08/11/2025 10:57	<a href="#">WG2575960</a>
Phenanthrene	0.0184		0.00322	0.00634	1	08/11/2025 10:57	<a href="#">WG2575960</a>
Pyrene	0.0261		0.00217	0.00634	1	08/11/2025 10:57	<a href="#">WG2575960</a>
1-Methylnaphthalene	0.00772	U	0.00231	0.0211	1	08/11/2025 10:57	<a href="#">WG2575960</a>
2-Methylnaphthalene	0.0110	U	0.00603	0.0211	1	08/11/2025 10:57	<a href="#">WG2575960</a>
2-Chloronaphthalene	U		0.00136	0.0211	1	08/11/2025 10:57	<a href="#">WG2575960</a>
(S) p-Terphenyl-d14	103			23.0-120		08/11/2025 10:57	<a href="#">WG2575960</a>
(S) Nitrobenzene-d5	125			14.0-149		08/11/2025 10:57	<a href="#">WG2575960</a>
(S) 2-Fluorobiphenyl	94.7			34.0-125		08/11/2025 10:57	<a href="#">WG2575960</a>



Total Solids by Method 2540 G-2011

Analyte	Result	Qualifier	Dilution	Analysis	Batch
Total Solids	92.4		1	08/08/2025 15:04	<a href="#">WG2575500</a>

Mercury by Method 7471B

Analyte	Result (dry)	Qualifier	MDL (dry)	RDL (dry)	Dilution	Analysis	Batch
Mercury	U		0.0223	0.0433	1	08/10/2025 21:23	<a href="#">WG2576401</a>

Metals (ICPMS) by Method 6020B

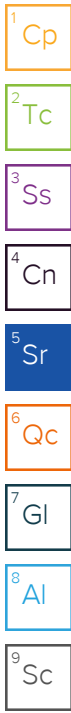
Analyte	Result (dry)	Qualifier	MDL (dry)	RDL (dry)	Dilution	Analysis	Batch
Antimony	U		0.180	3.25	5	08/19/2025 15:29	<a href="#">WG2576187</a>
Arsenic	1.15		0.108	1.08	5	08/19/2025 15:29	<a href="#">WG2576187</a>
Beryllium	0.411	J	0.149	2.71	5	08/19/2025 15:29	<a href="#">WG2576187</a>
Cadmium	U		0.0925	1.08	5	08/19/2025 15:29	<a href="#">WG2576187</a>
Chromium	15.3		0.320	5.41	5	08/19/2025 15:29	<a href="#">WG2576187</a>
Copper	25.8		0.143	5.41	5	08/19/2025 15:29	<a href="#">WG2576187</a>
Lead	3.66		0.107	2.16	5	08/19/2025 15:29	<a href="#">WG2576187</a>
Manganese	395		1.45	13.5	25	08/19/2025 15:32	<a href="#">WG2576187</a>
Nickel	20.6		0.213	2.71	5	08/19/2025 15:29	<a href="#">WG2576187</a>
Selenium	0.271	J	0.195	2.71	5	08/19/2025 15:29	<a href="#">WG2576187</a>
Silver	U		0.0936	0.541	5	08/19/2025 15:29	<a href="#">WG2576187</a>
Titanium	4430		0.796	5.41	5	08/19/2025 15:29	<a href="#">WG2576187</a>
Zinc	61.6		0.801	27.1	5	08/19/2025 15:29	<a href="#">WG2576187</a>

Volatile Organic Compounds (GC) by Method NWTPHGX

Analyte	Result (dry)	Qualifier	MDL (dry)	RDL (dry)	Dilution	Analysis	Batch
Gasoline Range Organics-NWTPH	U		1.66	3.07	26.5	08/06/2025 11:29	<a href="#">WG2573751</a>
(S) a, a, a-Trifluorotoluene(FID)	99.1			77.0-120		08/06/2025 11:29	<a href="#">WG2573751</a>

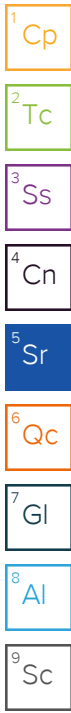
Volatile Organic Compounds (GC/MS) by Method 8260D

Analyte	Result (dry)	Qualifier	MDL (dry)	RDL (dry)	Dilution	Analysis	Batch
Acetone	U	J4	0.0903	0.129	1.12	08/06/2025 14:44	<a href="#">WG2573870</a>
Acrylonitrile	U		0.0104	0.0162	1.12	08/06/2025 14:44	<a href="#">WG2573870</a>
Benzene	U		0.000920	0.00129	1.12	08/06/2025 14:44	<a href="#">WG2573870</a>
Bromobenzene	U		0.00505	0.0162	1.12	08/06/2025 14:44	<a href="#">WG2573870</a>
Bromodichloromethane	U		0.00151	0.00324	1.12	08/06/2025 14:44	<a href="#">WG2573870</a>
Bromoform	U		0.0128	0.0324	1.12	08/06/2025 14:44	<a href="#">WG2573870</a>
Bromomethane	U		0.0131	0.0162	1.12	08/06/2025 14:44	<a href="#">WG2573870</a>
n-Butylbenzene	U		0.00809	0.0162	1.12	08/06/2025 14:44	<a href="#">WG2573870</a>
sec-Butylbenzene	U		0.00496	0.0162	1.12	08/06/2025 14:44	<a href="#">WG2573870</a>
tert-Butylbenzene	U		0.00245	0.00647	1.12	08/06/2025 14:44	<a href="#">WG2573870</a>
Carbon tetrachloride	U		0.00390	0.00647	1.12	08/06/2025 14:44	<a href="#">WG2573870</a>
Chlorobenzene	U		0.00111	0.00324	1.12	08/06/2025 14:44	<a href="#">WG2573870</a>
Chlorodibromomethane	U		0.00208	0.00324	1.12	08/06/2025 14:44	<a href="#">WG2573870</a>
Chloroethane	U	C3	0.00736	0.0129	1.12	08/06/2025 14:44	<a href="#">WG2573870</a>
Chloroform	U		0.00209	0.00324	1.12	08/06/2025 14:44	<a href="#">WG2573870</a>
Chloromethane	U		0.0110	0.0162	1.12	08/06/2025 14:44	<a href="#">WG2573870</a>
2-Chlorotoluene	U		0.00166	0.00324	1.12	08/06/2025 14:44	<a href="#">WG2573870</a>
4-Chlorotoluene	U		0.00199	0.00647	1.12	08/06/2025 14:44	<a href="#">WG2573870</a>
1,2-Dibromo-3-Chloropropane	U		0.0139	0.0324	1.12	08/06/2025 14:44	<a href="#">WG2573870</a>
1,2-Dibromoethane	U		0.00163	0.00324	1.12	08/06/2025 14:44	<a href="#">WG2573870</a>
Dibromomethane	U		0.00230	0.00647	1.12	08/06/2025 14:44	<a href="#">WG2573870</a>



Volatile Organic Compounds (GC/MS) by Method 8260D

Analyte	Result (dry) mg/kg	Qualifier	MDL (dry) mg/kg	RDL (dry) mg/kg	Dilution	Analysis date / time	Batch
1,2-Dichlorobenzene	U		0.00202	0.00647	1.12	08/06/2025 14:44	<a href="#">WG2573870</a>
1,3-Dichlorobenzene	U		0.00214	0.00647	1.12	08/06/2025 14:44	<a href="#">WG2573870</a>
1,4-Dichlorobenzene	U		0.00227	0.00647	1.12	08/06/2025 14:44	<a href="#">WG2573870</a>
Dichlorodifluoromethane	U		0.00563	0.00647	1.12	08/06/2025 14:44	<a href="#">WG2573870</a>
1,1-Dichloroethane	U		0.00131	0.00324	1.12	08/06/2025 14:44	<a href="#">WG2573870</a>
1,2-Dichloroethane	U		0.00190	0.00324	1.12	08/06/2025 14:44	<a href="#">WG2573870</a>
1,1-Dichloroethene	U		0.00198	0.00324	1.12	08/06/2025 14:44	<a href="#">WG2573870</a>
cis-1,2-Dichloroethene	U		0.00166	0.00324	1.12	08/06/2025 14:44	<a href="#">WG2573870</a>
trans-1,2-Dichloroethene	U		0.00134	0.00647	1.12	08/06/2025 14:44	<a href="#">WG2573870</a>
1,2-Dichloropropane	U		0.00249	0.00647	1.12	08/06/2025 14:44	<a href="#">WG2573870</a>
1,1-Dichloropropene	U		0.00179	0.00647	1.12	08/06/2025 14:44	<a href="#">WG2573870</a>
1,3-Dichloropropane	U		0.00209	0.00647	1.12	08/06/2025 14:44	<a href="#">WG2573870</a>
cis-1,3-Dichloropropene	U		0.00136	0.00324	1.12	08/06/2025 14:44	<a href="#">WG2573870</a>
trans-1,3-Dichloropropene	U		0.00136	0.00647	1.12	08/06/2025 14:44	<a href="#">WG2573870</a>
2,2-Dichloropropane	U		0.00261	0.00324	1.12	08/06/2025 14:44	<a href="#">WG2573870</a>
Di-isopropyl ether	U		0.000995	0.00129	1.12	08/06/2025 14:44	<a href="#">WG2573870</a>
Ethylbenzene	U		0.00128	0.00324	1.12	08/06/2025 14:44	<a href="#">WG2573870</a>
Hexachloro-1,3-butadiene	U		0.0135	0.0324	1.12	08/06/2025 14:44	<a href="#">WG2573870</a>
Isopropylbenzene	U		0.00131	0.00324	1.12	08/06/2025 14:44	<a href="#">WG2573870</a>
p-Isopropyltoluene	U		0.00276	0.00647	1.12	08/06/2025 14:44	<a href="#">WG2573870</a>
2-Butanone (MEK)	U		0.115	0.129	1.12	08/06/2025 14:44	<a href="#">WG2573870</a>
Methylene Chloride	U		0.0142	0.0324	1.12	08/06/2025 14:44	<a href="#">WG2573870</a>
4-Methyl-2-pentanone (MIBK)	U		0.0128	0.0324	1.12	08/06/2025 14:44	<a href="#">WG2573870</a>
Methyl tert-butyl ether	U		0.00100	0.00129	1.12	08/06/2025 14:44	<a href="#">WG2573870</a>
Naphthalene	U		0.00988	0.0162	1.12	08/06/2025 14:44	<a href="#">WG2573870</a>
n-Propylbenzene	U		0.00218	0.00647	1.12	08/06/2025 14:44	<a href="#">WG2573870</a>
Styrene	U		0.00576	0.0162	1.12	08/06/2025 14:44	<a href="#">WG2573870</a>
1,1,1,2-Tetrachloroethane	U		0.00169	0.00324	1.12	08/06/2025 14:44	<a href="#">WG2573870</a>
1,1,2,2-Tetrachloroethane	U		0.00150	0.00324	1.12	08/06/2025 14:44	<a href="#">WG2573870</a>
1,1,2-Trichlorotrifluoroethane	U		0.00364	0.00647	1.12	08/06/2025 14:44	<a href="#">WG2573870</a>
Tetrachloroethene	U		0.00197	0.00324	1.12	08/06/2025 14:44	<a href="#">WG2573870</a>
Toluene	U		0.00375	0.00647	1.12	08/06/2025 14:44	<a href="#">WG2573870</a>
1,2,3-Trichlorobenzene	U		0.00905	0.0162	1.12	08/06/2025 14:44	<a href="#">WG2573870</a>
1,2,4-Trichlorobenzene	U		0.00702	0.0162	1.12	08/06/2025 14:44	<a href="#">WG2573870</a>
1,1,1-Trichloroethane	U		0.00187	0.00324	1.12	08/06/2025 14:44	<a href="#">WG2573870</a>
1,1,2-Trichloroethane	U		0.00173	0.00324	1.12	08/06/2025 14:44	<a href="#">WG2573870</a>
Trichloroethene	U		0.00115	0.00129	1.12	08/06/2025 14:44	<a href="#">WG2573870</a>
Trichlorofluoromethane	U		0.00338	0.00518	1.12	08/06/2025 14:44	<a href="#">WG2573870</a>
1,2,3-Trichloropropane	U		0.00792	0.0162	1.12	08/06/2025 14:44	<a href="#">WG2573870</a>
1,2,4-Trimethylbenzene	U		0.00309	0.00647	1.12	08/06/2025 14:44	<a href="#">WG2573870</a>
1,2,3-Trimethylbenzene	U		0.00236	0.00647	1.12	08/06/2025 14:44	<a href="#">WG2573870</a>
1,3,5-Trimethylbenzene	U		0.00295	0.00647	1.12	08/06/2025 14:44	<a href="#">WG2573870</a>
Vinyl chloride	U		0.00260	0.00324	1.12	08/06/2025 14:44	<a href="#">WG2573870</a>
Xylenes, Total	U		0.00363	0.00842	1.12	08/06/2025 14:44	<a href="#">WG2573870</a>
(S) Toluene-d8	95.0			75.0-131		08/06/2025 14:44	<a href="#">WG2573870</a>
(S) 4-Bromofluorobenzene	104			67.0-138		08/06/2025 14:44	<a href="#">WG2573870</a>
(S) 1,2-Dichloroethane-d4	99.4			70.0-130		08/06/2025 14:44	<a href="#">WG2573870</a>



Semi-Volatile Organic Compounds (GC) by Method NWTPHDX-NO SGT

Analyte	Result (dry) mg/kg	Qualifier	MDL (dry) mg/kg	RDL (dry) mg/kg	Dilution	Analysis date / time	Batch
Diesel Range Organics (DRO)	U		1.44	4.33	1	08/11/2025 12:45	<a href="#">WG2576687</a>
Residual Range Organics (RRO)	U		3.60	10.8	1	08/11/2025 12:45	<a href="#">WG2576687</a>
(S) o-Terphenyl	72.1			18.0-148		08/11/2025 12:45	<a href="#">WG2576687</a>

Polychlorinated Biphenyls (GC) by Method 8082 A

Analyte	Result (dry) mg/kg	Qualifier	MDL (dry) mg/kg	RDL (dry) mg/kg	Dilution	Analysis date / time	Batch
PCB 1016	U		0.0110	0.0368	1	08/10/2025 18:21	<a href="#">WG2576643</a>
PCB 1221	U		0.0116	0.0368	1	08/10/2025 18:21	<a href="#">WG2576643</a>
PCB 1232	U		0.0197	0.0368	1	08/10/2025 18:21	<a href="#">WG2576643</a>
PCB 1242	U		0.0109	0.0368	1	08/10/2025 18:21	<a href="#">WG2576643</a>
PCB 1248	U		0.0134	0.0184	1	08/10/2025 18:21	<a href="#">WG2576643</a>
PCB 1254	U		0.0113	0.0184	1	08/10/2025 18:21	<a href="#">WG2576643</a>
PCB 1260	U		0.0119	0.0184	1	08/10/2025 18:21	<a href="#">WG2576643</a>
(S) Decachlorobiphenyl	46.2			10.0-135		08/10/2025 18:21	<a href="#">WG2576643</a>
(S) Tetrachloro-m-xylene	75.3			10.0-139		08/10/2025 18:21	<a href="#">WG2576643</a>

1 Cp  
2 Tc  
3 Ss  
4 Cn  
5 Sr

Semi Volatile Organic Compounds (GC/MS) by Method 8270E-SIM

Analyte	Result (dry) mg/kg	Qualifier	MDL (dry) mg/kg	RDL (dry) mg/kg	Dilution	Analysis date / time	Batch
Anthracene	U		0.00176	0.00649	1	08/11/2025 11:17	<a href="#">WG2575960</a>
Acenaphthene	U		0.00175	0.00649	1	08/11/2025 11:17	<a href="#">WG2575960</a>
Acenaphthylene	U		0.00172	0.00649	1	08/11/2025 11:17	<a href="#">WG2575960</a>
Benzo(a)anthracene	U		0.00216	0.00649	1	08/11/2025 11:17	<a href="#">WG2575960</a>
Benzo(a)pyrene	U		0.00176	0.00649	1	08/11/2025 11:17	<a href="#">WG2575960</a>
Benzo(b)fluoranthene	U		0.00298	0.00649	1	08/11/2025 11:17	<a href="#">WG2575960</a>
Benzo(g,h,i)perylene	U		0.00209	0.00649	1	08/11/2025 11:17	<a href="#">WG2575960</a>
Benzo(k)fluoranthene	U		0.00231	0.00649	1	08/11/2025 11:17	<a href="#">WG2575960</a>
Chrysene	U		0.00223	0.00649	1	08/11/2025 11:17	<a href="#">WG2575960</a>
Dibenz(a,h)anthracene	U		0.00218	0.00649	1	08/11/2025 11:17	<a href="#">WG2575960</a>
Fluoranthene	U		0.00259	0.00649	1	08/11/2025 11:17	<a href="#">WG2575960</a>
Fluorene	U		0.00195	0.00649	1	08/11/2025 11:17	<a href="#">WG2575960</a>
Indeno(1,2,3-cd)pyrene	U		0.00253	0.00649	1	08/11/2025 11:17	<a href="#">WG2575960</a>
Naphthalene	U		0.00627	0.0216	1	08/11/2025 11:17	<a href="#">WG2575960</a>
Phenanthrene	U		0.00330	0.00649	1	08/11/2025 11:17	<a href="#">WG2575960</a>
Pyrene	U		0.00222	0.00649	1	08/11/2025 11:17	<a href="#">WG2575960</a>
1-Methylnaphthalene	U		0.00237	0.0216	1	08/11/2025 11:17	<a href="#">WG2575960</a>
2-Methylnaphthalene	U		0.00618	0.0216	1	08/11/2025 11:17	<a href="#">WG2575960</a>
2-Chloronaphthalene	U		0.00140	0.0216	1	08/11/2025 11:17	<a href="#">WG2575960</a>
(S) p-Terphenyl-d14	114			23.0-120		08/11/2025 11:17	<a href="#">WG2575960</a>
(S) Nitrobenzene-d5	125			14.0-149		08/11/2025 11:17	<a href="#">WG2575960</a>
(S) 2-Fluorobiphenyl	95.7			34.0-125		08/11/2025 11:17	<a href="#">WG2575960</a>

6 Qc  
7 Gl  
8 Al  
9 Sc

Total Solids by Method 2540 G-2011

Analyte	Result	Qualifier	Dilution	Analysis	Batch
Total Solids	92.5		1	08/08/2025 15:04	<a href="#">WG2575500</a>

Mercury by Method 7471B

Analyte	Result (dry)	Qualifier	MDL (dry)	RDL (dry)	Dilution	Analysis	Batch
Mercury	0.0390	J	0.0223	0.0432	1	08/10/2025 21:26	<a href="#">WG2576401</a>

Metals (ICPMS) by Method 6020B

Analyte	Result (dry)	Qualifier	MDL (dry)	RDL (dry)	Dilution	Analysis	Batch
Antimony	0.424	J	0.179	3.24	5	08/19/2025 15:35	<a href="#">WG2576187</a>
Arsenic	2.39		0.108	1.08	5	08/19/2025 15:35	<a href="#">WG2576187</a>
Beryllium	0.465	J	0.149	2.70	5	08/19/2025 15:35	<a href="#">WG2576187</a>
Cadmium	0.356	J	0.0924	1.08	5	08/19/2025 15:35	<a href="#">WG2576187</a>
Chromium	13.1		0.320	5.40	5	08/19/2025 15:35	<a href="#">WG2576187</a>
Copper	35.1		0.143	5.40	5	08/19/2025 15:35	<a href="#">WG2576187</a>
Lead	46.6		0.107	2.16	5	08/19/2025 15:35	<a href="#">WG2576187</a>
Manganese	479		1.45	13.5	25	08/19/2025 15:38	<a href="#">WG2576187</a>
Nickel	16.8		0.213	2.70	5	08/19/2025 15:35	<a href="#">WG2576187</a>
Selenium	0.397	J	0.195	2.70	5	08/19/2025 15:35	<a href="#">WG2576187</a>
Silver	U		0.0935	0.540	5	08/19/2025 15:35	<a href="#">WG2576187</a>
Titanium	4190		0.794	5.40	5	08/19/2025 15:35	<a href="#">WG2576187</a>
Zinc	172		0.800	27.0	5	08/19/2025 15:35	<a href="#">WG2576187</a>

Volatile Organic Compounds (GC) by Method NWTPHGX

Analyte	Result (dry)	Qualifier	MDL (dry)	RDL (dry)	Dilution	Analysis	Batch
Gasoline Range Organics-NWTPH	U		1.58	2.93	25	08/06/2025 11:49	<a href="#">WG2573751</a>
(S) a,a,a-Trifluorotoluene(FID)	98.4			77.0-120		08/06/2025 11:49	<a href="#">WG2573751</a>

Volatile Organic Compounds (GC/MS) by Method 8260D

Analyte	Result (dry)	Qualifier	MDL (dry)	RDL (dry)	Dilution	Analysis	Batch
Acetone	U	J4	0.0814	0.117	1	08/06/2025 15:03	<a href="#">WG2573870</a>
Acrylonitrile	U		0.00938	0.0146	1	08/06/2025 15:03	<a href="#">WG2573870</a>
Benzene	0.00174		0.000830	0.00117	1	08/06/2025 15:03	<a href="#">WG2573870</a>
Bromobenzene	U		0.00455	0.0146	1	08/06/2025 15:03	<a href="#">WG2573870</a>
Bromodichloromethane	U		0.00137	0.00292	1	08/06/2025 15:03	<a href="#">WG2573870</a>
Bromoform	U		0.0116	0.0292	1	08/06/2025 15:03	<a href="#">WG2573870</a>
Bromomethane	U		0.0118	0.0146	1	08/06/2025 15:03	<a href="#">WG2573870</a>
n-Butylbenzene	U		0.00730	0.0146	1	08/06/2025 15:03	<a href="#">WG2573870</a>
sec-Butylbenzene	U		0.00447	0.0146	1	08/06/2025 15:03	<a href="#">WG2573870</a>
tert-Butylbenzene	U		0.00221	0.00584	1	08/06/2025 15:03	<a href="#">WG2573870</a>
Carbon tetrachloride	U		0.00351	0.00584	1	08/06/2025 15:03	<a href="#">WG2573870</a>
Chlorobenzene	U		0.00100	0.00292	1	08/06/2025 15:03	<a href="#">WG2573870</a>
Chlorodibromomethane	U		0.00188	0.00292	1	08/06/2025 15:03	<a href="#">WG2573870</a>
Chloroethane	U	C3	0.00664	0.0117	1	08/06/2025 15:03	<a href="#">WG2573870</a>
Chloroform	U		0.00189	0.00292	1	08/06/2025 15:03	<a href="#">WG2573870</a>
Chloromethane	U		0.00993	0.0146	1	08/06/2025 15:03	<a href="#">WG2573870</a>
2-Chlorotoluene	U		0.00151	0.00292	1	08/06/2025 15:03	<a href="#">WG2573870</a>
4-Chlorotoluene	U		0.00180	0.00584	1	08/06/2025 15:03	<a href="#">WG2573870</a>
1,2-Dibromo-3-Chloropropane	U		0.0125	0.0292	1	08/06/2025 15:03	<a href="#">WG2573870</a>
1,2-Dibromoethane	U		0.00147	0.00292	1	08/06/2025 15:03	<a href="#">WG2573870</a>
Dibromomethane	U		0.00208	0.00584	1	08/06/2025 15:03	<a href="#">WG2573870</a>



Volatile Organic Compounds (GC/MS) by Method 8260D

Analyte	Result (dry) mg/kg	Qualifier	MDL (dry) mg/kg	RDL (dry) mg/kg	Dilution	Analysis date / time	Batch
1,2-Dichlorobenzene	U		0.00182	0.00584	1	08/06/2025 15:03	WG2573870
1,3-Dichlorobenzene	U		0.00193	0.00584	1	08/06/2025 15:03	WG2573870
1,4-Dichlorobenzene	U		0.00204	0.00584	1	08/06/2025 15:03	WG2573870
Dichlorodifluoromethane	U		0.00508	0.00584	1	08/06/2025 15:03	WG2573870
1,1-Dichloroethane	U		0.00118	0.00292	1	08/06/2025 15:03	WG2573870
1,2-Dichloroethane	U		0.00170	0.00292	1	08/06/2025 15:03	WG2573870
1,1-Dichloroethene	U		0.00179	0.00292	1	08/06/2025 15:03	WG2573870
cis-1,2-Dichloroethene	U		0.00151	0.00292	1	08/06/2025 15:03	WG2573870
trans-1,2-Dichloroethene	U		0.00121	0.00584	1	08/06/2025 15:03	WG2573870
1,2-Dichloropropane	U		0.00224	0.00584	1	08/06/2025 15:03	WG2573870
1,1-Dichloropropene	U		0.00161	0.00584	1	08/06/2025 15:03	WG2573870
1,3-Dichloropropane	U		0.00189	0.00584	1	08/06/2025 15:03	WG2573870
cis-1,3-Dichloropropene	U		0.00123	0.00292	1	08/06/2025 15:03	WG2573870
trans-1,3-Dichloropropene	U		0.00123	0.00584	1	08/06/2025 15:03	WG2573870
2,2-Dichloropropane	U		0.00236	0.00292	1	08/06/2025 15:03	WG2573870
Di-isopropyl ether	U		0.000898	0.00117	1	08/06/2025 15:03	WG2573870
Ethylbenzene	0.00115	U	0.00115	0.00292	1	08/06/2025 15:03	WG2573870
Hexachloro-1,3-butadiene	U		0.0121	0.0292	1	08/06/2025 15:03	WG2573870
Isopropylbenzene	0.00159	U	0.00118	0.00292	1	08/06/2025 15:03	WG2573870
p-Isopropyltoluene	0.00465	U	0.00249	0.00584	1	08/06/2025 15:03	WG2573870
2-Butanone (MEK)	U		0.104	0.117	1	08/06/2025 15:03	WG2573870
Methylene Chloride	U		0.0128	0.0292	1	08/06/2025 15:03	WG2573870
4-Methyl-2-pentanone (MIBK)	U		0.0116	0.0292	1	08/06/2025 15:03	WG2573870
Methyl tert-butyl ether	U		0.000903	0.00117	1	08/06/2025 15:03	WG2573870
Naphthalene	0.0168		0.00891	0.0146	1	08/06/2025 15:03	WG2573870
n-Propylbenzene	U		0.00197	0.00584	1	08/06/2025 15:03	WG2573870
Styrene	U		0.00520	0.0146	1	08/06/2025 15:03	WG2573870
1,1,1,2-Tetrachloroethane	U		0.00152	0.00292	1	08/06/2025 15:03	WG2573870
1,1,2,2-Tetrachloroethane	U		0.00135	0.00292	1	08/06/2025 15:03	WG2573870
1,1,2-Trichlorotrifluoroethane	U		0.00328	0.00584	1	08/06/2025 15:03	WG2573870
Tetrachloroethene	0.0262		0.00177	0.00292	1	08/06/2025 15:03	WG2573870
Toluene	0.00430	U	0.00337	0.00584	1	08/06/2025 15:03	WG2573870
1,2,3-Trichlorobenzene	U		0.00816	0.0146	1	08/06/2025 15:03	WG2573870
1,2,4-Trichlorobenzene	U		0.00633	0.0146	1	08/06/2025 15:03	WG2573870
1,1,1-Trichloroethane	0.00217	U	0.00169	0.00292	1	08/06/2025 15:03	WG2573870
1,1,2-Trichloroethane	U		0.00156	0.00292	1	08/06/2025 15:03	WG2573870
Trichloroethene	0.00932		0.00104	0.00117	1	08/06/2025 15:03	WG2573870
Trichlorofluoromethane	U		0.00305	0.00467	1	08/06/2025 15:03	WG2573870
1,2,3-Trichloropropane	U		0.00715	0.0146	1	08/06/2025 15:03	WG2573870
1,2,4-Trimethylbenzene	0.0126		0.00278	0.00584	1	08/06/2025 15:03	WG2573870
1,2,3-Trimethylbenzene	0.0107		0.00213	0.00584	1	08/06/2025 15:03	WG2573870
1,3,5-Trimethylbenzene	0.00360	U	0.00266	0.00584	1	08/06/2025 15:03	WG2573870
Vinyl chloride	U		0.00235	0.00292	1	08/06/2025 15:03	WG2573870
Xylenes, Total	0.0161		0.00327	0.00759	1	08/06/2025 15:03	WG2573870
(S) Toluene-d8	96.7			75.0-131		08/06/2025 15:03	WG2573870
(S) 4-Bromofluorobenzene	106			67.0-138		08/06/2025 15:03	WG2573870
(S) 1,2-Dichloroethane-d4	93.9			70.0-130		08/06/2025 15:03	WG2573870

1 Cp  
2 Tc  
3 Ss  
4 Cn  
5 Sr  
6 Qc  
7 Gl  
8 Al  
9 Sc

Semi-Volatile Organic Compounds (GC) by Method NWTPHDX-NO SGT

Analyte	Result (dry) mg/kg	Qualifier	MDL (dry) mg/kg	RDL (dry) mg/kg	Dilution	Analysis date / time	Batch
Diesel Range Organics (DRO)	7.53		1.44	4.32	1	08/11/2025 13:13	WG2576687
Residual Range Organics (RRO)	39.1		3.60	10.8	1	08/11/2025 13:13	WG2576687
(S) o-Terphenyl	64.4			18.0-148		08/11/2025 13:13	WG2576687

Polychlorinated Biphenyls (GC) by Method 8082 A

Analyte	Result (dry) mg/kg	Qualifier	MDL (dry) mg/kg	RDL (dry) mg/kg	Dilution	Analysis date / time	Batch
PCB 1016	U		0.0110	0.0367	1	08/10/2025 18:30	<a href="#">WG2576643</a>
PCB 1221	U		0.0116	0.0367	1	08/10/2025 18:30	<a href="#">WG2576643</a>
PCB 1232	U		0.0197	0.0367	1	08/10/2025 18:30	<a href="#">WG2576643</a>
PCB 1242	U		0.0109	0.0367	1	08/10/2025 18:30	<a href="#">WG2576643</a>
PCB 1248	U		0.0134	0.0184	1	08/10/2025 18:30	<a href="#">WG2576643</a>
PCB 1254	U		0.0112	0.0184	1	08/10/2025 18:30	<a href="#">WG2576643</a>
PCB 1260	U		0.0119	0.0184	1	08/10/2025 18:30	<a href="#">WG2576643</a>
(S) Decachlorobiphenyl	41.6			10.0-135		08/10/2025 18:30	<a href="#">WG2576643</a>
(S) Tetrachloro-m-xylene	69.8			10.0-139		08/10/2025 18:30	<a href="#">WG2576643</a>

Semi Volatile Organic Compounds (GC/MS) by Method 8270E-SIM

Analyte	Result (dry) mg/kg	Qualifier	MDL (dry) mg/kg	RDL (dry) mg/kg	Dilution	Analysis date / time	Batch
Anthracene	0.00265	U	0.00176	0.00648	1	08/11/2025 12:15	<a href="#">WG2575960</a>
Acenaphthene	U		0.00175	0.00648	1	08/11/2025 12:15	<a href="#">WG2575960</a>
Acenaphthylene	0.00358	U	0.00172	0.00648	1	08/11/2025 12:15	<a href="#">WG2575960</a>
Benzo(a)anthracene	0.0180		0.00216	0.00648	1	08/11/2025 12:15	<a href="#">WG2575960</a>
Benzo(a)pyrene	0.0195		0.00176	0.00648	1	08/11/2025 12:15	<a href="#">WG2575960</a>
Benzo(b)fluoranthene	0.0243		0.00297	0.00648	1	08/11/2025 12:15	<a href="#">WG2575960</a>
Benzo(g,h,i)perylene	0.0180		0.00209	0.00648	1	08/11/2025 12:15	<a href="#">WG2575960</a>
Benzo(k)fluoranthene	U		0.00230	0.00648	1	08/11/2025 12:15	<a href="#">WG2575960</a>
Chrysene	0.0184		0.00223	0.00648	1	08/11/2025 12:15	<a href="#">WG2575960</a>
Dibenz(a,h)anthracene	0.00309	U	0.00217	0.00648	1	08/11/2025 12:15	<a href="#">WG2575960</a>
Fluoranthene	0.0298		0.00258	0.00648	1	08/11/2025 12:15	<a href="#">WG2575960</a>
Fluorene	U		0.00195	0.00648	1	08/11/2025 12:15	<a href="#">WG2575960</a>
Indeno(1,2,3-cd)pyrene	0.0135		0.00253	0.00648	1	08/11/2025 12:15	<a href="#">WG2575960</a>
Naphthalene	0.00646	U	0.00626	0.0216	1	08/11/2025 12:15	<a href="#">WG2575960</a>
Phenanthrene	0.0151		0.00330	0.00648	1	08/11/2025 12:15	<a href="#">WG2575960</a>
Pyrene	0.0456		0.00222	0.00648	1	08/11/2025 12:15	<a href="#">WG2575960</a>
1-Methylnaphthalene	0.00411	U	0.00237	0.0216	1	08/11/2025 12:15	<a href="#">WG2575960</a>
2-Methylnaphthalene	U		0.00617	0.0216	1	08/11/2025 12:15	<a href="#">WG2575960</a>
2-Chloronaphthalene	U		0.00139	0.0216	1	08/11/2025 12:15	<a href="#">WG2575960</a>
(S) p-Terphenyl-d14	101			23.0-120		08/11/2025 12:15	<a href="#">WG2575960</a>
(S) Nitrobenzene-d5	116			14.0-149		08/11/2025 12:15	<a href="#">WG2575960</a>
(S) 2-Fluorobiphenyl	89.3			34.0-125		08/11/2025 12:15	<a href="#">WG2575960</a>

1 Cp

2 Tc

3 Ss

4 Cn

5 Sr

6 Qc

7 Gl

8 Al

9 Sc

Total Solids by Method 2540 G-2011

Analyte	Result	Qualifier	Dilution	Analysis	Batch
Total Solids	92.5		1	08/08/2025 15:04	<a href="#">WG2575500</a>

Mercury by Method 7471B

Analyte	Result (dry)	Qualifier	MDL (dry)	RDL (dry)	Dilution	Analysis	Batch
Mercury	U		0.0223	0.0432	1	08/10/2025 21:28	<a href="#">WG2576401</a>

Metals (ICPMS) by Method 6020B

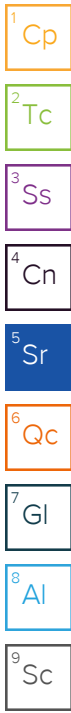
Analyte	Result (dry)	Qualifier	MDL (dry)	RDL (dry)	Dilution	Analysis	Batch
Antimony	U		0.179	3.24	5	08/19/2025 15:41	<a href="#">WG2576187</a>
Arsenic	1.34		0.108	1.08	5	08/19/2025 15:41	<a href="#">WG2576187</a>
Beryllium	0.327	J	0.149	2.70	5	08/19/2025 15:41	<a href="#">WG2576187</a>
Cadmium	U		0.0924	1.08	5	08/19/2025 15:41	<a href="#">WG2576187</a>
Chromium	10.7		0.320	5.40	5	08/19/2025 15:41	<a href="#">WG2576187</a>
Copper	24.9		0.143	5.40	5	08/19/2025 15:41	<a href="#">WG2576187</a>
Lead	2.38		0.107	2.16	5	08/19/2025 15:41	<a href="#">WG2576187</a>
Manganese	362		1.45	13.5	25	08/19/2025 16:01	<a href="#">WG2576187</a>
Nickel	23.1		0.213	2.70	5	08/19/2025 15:41	<a href="#">WG2576187</a>
Selenium	0.232	J	0.195	2.70	5	08/19/2025 15:41	<a href="#">WG2576187</a>
Silver	U		0.0935	0.540	5	08/19/2025 15:41	<a href="#">WG2576187</a>
Titanium	3180		0.794	5.40	5	08/19/2025 15:41	<a href="#">WG2576187</a>
Zinc	53.5		0.800	27.0	5	08/19/2025 15:41	<a href="#">WG2576187</a>

Volatile Organic Compounds (GC) by Method NWTPHGX

Analyte	Result (dry)	Qualifier	MDL (dry)	RDL (dry)	Dilution	Analysis	Batch
Gasoline Range Organics-NWTPH	U		1.69	3.12	27	08/06/2025 12:08	<a href="#">WG2573751</a>
(S) a,a,a-Trifluorotoluene(FID)	101			77.0-120		08/06/2025 12:08	<a href="#">WG2573751</a>

Volatile Organic Compounds (GC/MS) by Method 8260D

Analyte	Result (dry)	Qualifier	MDL (dry)	RDL (dry)	Dilution	Analysis	Batch
Acetone	U	J4	0.0862	0.124	1.07	08/06/2025 15:21	<a href="#">WG2573870</a>
Acrylonitrile	U		0.00993	0.0155	1.07	08/06/2025 15:21	<a href="#">WG2573870</a>
Benzene	U		0.000879	0.00124	1.07	08/06/2025 15:21	<a href="#">WG2573870</a>
Bromobenzene	U		0.00482	0.0155	1.07	08/06/2025 15:21	<a href="#">WG2573870</a>
Bromodichloromethane	U		0.00144	0.00310	1.07	08/06/2025 15:21	<a href="#">WG2573870</a>
Bromoform	U		0.0123	0.0310	1.07	08/06/2025 15:21	<a href="#">WG2573870</a>
Bromomethane	U		0.0125	0.0155	1.07	08/06/2025 15:21	<a href="#">WG2573870</a>
n-Butylbenzene	U		0.00773	0.0155	1.07	08/06/2025 15:21	<a href="#">WG2573870</a>
sec-Butylbenzene	U		0.00474	0.0155	1.07	08/06/2025 15:21	<a href="#">WG2573870</a>
tert-Butylbenzene	U		0.00233	0.00618	1.07	08/06/2025 15:21	<a href="#">WG2573870</a>
Carbon tetrachloride	U		0.00372	0.00618	1.07	08/06/2025 15:21	<a href="#">WG2573870</a>
Chlorobenzene	U		0.00106	0.00310	1.07	08/06/2025 15:21	<a href="#">WG2573870</a>
Chlorodibromomethane	U		0.00199	0.00310	1.07	08/06/2025 15:21	<a href="#">WG2573870</a>
Chloroethane	U	C3	0.00704	0.0124	1.07	08/06/2025 15:21	<a href="#">WG2573870</a>
Chloroform	U		0.00200	0.00310	1.07	08/06/2025 15:21	<a href="#">WG2573870</a>
Chloromethane	U		0.0105	0.0155	1.07	08/06/2025 15:21	<a href="#">WG2573870</a>
2-Chlorotoluene	U		0.00159	0.00310	1.07	08/06/2025 15:21	<a href="#">WG2573870</a>
4-Chlorotoluene	U		0.00191	0.00618	1.07	08/06/2025 15:21	<a href="#">WG2573870</a>
1,2-Dibromo-3-Chloropropane	U		0.0132	0.0310	1.07	08/06/2025 15:21	<a href="#">WG2573870</a>
1,2-Dibromoethane	U		0.00156	0.00310	1.07	08/06/2025 15:21	<a href="#">WG2573870</a>
Dibromomethane	U		0.00220	0.00618	1.07	08/06/2025 15:21	<a href="#">WG2573870</a>



Volatile Organic Compounds (GC/MS) by Method 8260D

Analyte	Result (dry) mg/kg	Qualifier	MDL (dry) mg/kg	RDL (dry) mg/kg	Dilution	Analysis date / time	Batch
1,2-Dichlorobenzene	U		0.00193	0.00618	1.07	08/06/2025 15:21	WG2573870
1,3-Dichlorobenzene	U		0.00205	0.00618	1.07	08/06/2025 15:21	WG2573870
1,4-Dichlorobenzene	U		0.00216	0.00618	1.07	08/06/2025 15:21	WG2573870
Dichlorodifluoromethane	U		0.00537	0.00618	1.07	08/06/2025 15:21	WG2573870
1,1-Dichloroethane	U		0.00125	0.00310	1.07	08/06/2025 15:21	WG2573870
1,2-Dichloroethane	U		0.00180	0.00310	1.07	08/06/2025 15:21	WG2573870
1,1-Dichloroethene	U		0.00190	0.00310	1.07	08/06/2025 15:21	WG2573870
cis-1,2-Dichloroethene	U		0.00159	0.00310	1.07	08/06/2025 15:21	WG2573870
trans-1,2-Dichloroethene	U		0.00128	0.00618	1.07	08/06/2025 15:21	WG2573870
1,2-Dichloropropane	U		0.00237	0.00618	1.07	08/06/2025 15:21	WG2573870
1,1-Dichloropropene	U		0.00171	0.00618	1.07	08/06/2025 15:21	WG2573870
1,3-Dichloropropane	U		0.00200	0.00618	1.07	08/06/2025 15:21	WG2573870
cis-1,3-Dichloropropene	U		0.00129	0.00310	1.07	08/06/2025 15:21	WG2573870
trans-1,3-Dichloropropene	U		0.00129	0.00618	1.07	08/06/2025 15:21	WG2573870
2,2-Dichloropropane	U		0.00250	0.00310	1.07	08/06/2025 15:21	WG2573870
Di-isopropyl ether	U		0.000951	0.00124	1.07	08/06/2025 15:21	WG2573870
Ethylbenzene	U		0.00123	0.00310	1.07	08/06/2025 15:21	WG2573870
Hexachloro-1,3-butadiene	U		0.0129	0.0310	1.07	08/06/2025 15:21	WG2573870
Isopropylbenzene	U		0.00125	0.00310	1.07	08/06/2025 15:21	WG2573870
p-Isopropyltoluene	U		0.00263	0.00618	1.07	08/06/2025 15:21	WG2573870
2-Butanone (MEK)	U		0.110	0.124	1.07	08/06/2025 15:21	WG2573870
Methylene Chloride	U		0.0136	0.0310	1.07	08/06/2025 15:21	WG2573870
4-Methyl-2-pentanone (MIBK)	U		0.0123	0.0310	1.07	08/06/2025 15:21	WG2573870
Methyl tert-butyl ether	U		0.000956	0.00124	1.07	08/06/2025 15:21	WG2573870
Naphthalene	U		0.00943	0.0155	1.07	08/06/2025 15:21	WG2573870
n-Propylbenzene	U		0.00209	0.00618	1.07	08/06/2025 15:21	WG2573870
Styrene	U		0.00550	0.0155	1.07	08/06/2025 15:21	WG2573870
1,1,1,2-Tetrachloroethane	U		0.00161	0.00310	1.07	08/06/2025 15:21	WG2573870
1,1,2,2-Tetrachloroethane	U		0.00143	0.00310	1.07	08/06/2025 15:21	WG2573870
1,1,2-Trichlorotrifluoroethane	U		0.00348	0.00618	1.07	08/06/2025 15:21	WG2573870
Tetrachloroethene	U		0.00188	0.00310	1.07	08/06/2025 15:21	WG2573870
Toluene	U		0.00357	0.00618	1.07	08/06/2025 15:21	WG2573870
1,2,3-Trichlorobenzene	U		0.00864	0.0155	1.07	08/06/2025 15:21	WG2573870
1,2,4-Trichlorobenzene	U		0.00670	0.0155	1.07	08/06/2025 15:21	WG2573870
1,1,1-Trichloroethane	U		0.00179	0.00310	1.07	08/06/2025 15:21	WG2573870
1,1,2-Trichloroethane	U		0.00165	0.00310	1.07	08/06/2025 15:21	WG2573870
Trichloroethene	U		0.00110	0.00124	1.07	08/06/2025 15:21	WG2573870
Trichlorofluoromethane	U		0.00322	0.00495	1.07	08/06/2025 15:21	WG2573870
1,2,3-Trichloropropane	U		0.00757	0.0155	1.07	08/06/2025 15:21	WG2573870
1,2,4-Trimethylbenzene	U		0.00295	0.00618	1.07	08/06/2025 15:21	WG2573870
1,2,3-Trimethylbenzene	U		0.00225	0.00618	1.07	08/06/2025 15:21	WG2573870
1,3,5-Trimethylbenzene	U		0.00282	0.00618	1.07	08/06/2025 15:21	WG2573870
Vinyl chloride	U		0.00248	0.00310	1.07	08/06/2025 15:21	WG2573870
Xylenes, Total	U		0.00347	0.00804	1.07	08/06/2025 15:21	WG2573870
(S) Toluene-d8	96.4			75.0-131		08/06/2025 15:21	WG2573870
(S) 4-Bromofluorobenzene	108			67.0-138		08/06/2025 15:21	WG2573870
(S) 1,2-Dichloroethane-d4	101			70.0-130		08/06/2025 15:21	WG2573870

1 Cp  
2 Tc  
3 Ss  
4 Cn  
5 Sr  
6 Qc  
7 Gl  
8 Al  
9 Sc

Semi-Volatile Organic Compounds (GC) by Method NWTPHDX-NO SGT

Analyte	Result (dry) mg/kg	Qualifier	MDL (dry) mg/kg	RDL (dry) mg/kg	Dilution	Analysis date / time	Batch
Diesel Range Organics (DRO)	U		1.44	4.32	1	08/11/2025 12:58	WG2576687
Residual Range Organics (RRO)	U		3.60	10.8	1	08/11/2025 12:58	WG2576687
(S) o-Terphenyl	73.6			18.0-148		08/11/2025 12:58	WG2576687

Polychlorinated Biphenyls (GC) by Method 8082 A

Analyte	Result (dry) mg/kg	Qualifier	MDL (dry) mg/kg	RDL (dry) mg/kg	Dilution	Analysis date / time	Batch
PCB 1016	U		0.0110	0.0367	1	08/10/2025 18:40	<a href="#">WG2576643</a>
PCB 1221	U		0.0116	0.0367	1	08/10/2025 18:40	<a href="#">WG2576643</a>
PCB 1232	U		0.0197	0.0367	1	08/10/2025 18:40	<a href="#">WG2576643</a>
PCB 1242	U		0.0109	0.0367	1	08/10/2025 18:40	<a href="#">WG2576643</a>
PCB 1248	U		0.0134	0.0184	1	08/10/2025 18:40	<a href="#">WG2576643</a>
PCB 1254	U		0.0112	0.0184	1	08/10/2025 18:40	<a href="#">WG2576643</a>
PCB 1260	U		0.0119	0.0184	1	08/10/2025 18:40	<a href="#">WG2576643</a>
(S) Decachlorobiphenyl	46.3			10.0-135		08/10/2025 18:40	<a href="#">WG2576643</a>
(S) Tetrachloro-m-xylene	75.1			10.0-139		08/10/2025 18:40	<a href="#">WG2576643</a>

1 Cp  
2 Tc  
3 Ss  
4 Cn

5 Sr

Semi Volatile Organic Compounds (GC/MS) by Method 8270E-SIM

Analyte	Result (dry) mg/kg	Qualifier	MDL (dry) mg/kg	RDL (dry) mg/kg	Dilution	Analysis date / time	Batch
Anthracene	U		0.00176	0.00648	1	08/11/2025 12:35	<a href="#">WG2575960</a>
Acenaphthene	U		0.00175	0.00648	1	08/11/2025 12:35	<a href="#">WG2575960</a>
Acenaphthylene	U		0.00172	0.00648	1	08/11/2025 12:35	<a href="#">WG2575960</a>
Benzo(a)anthracene	U		0.00216	0.00648	1	08/11/2025 12:35	<a href="#">WG2575960</a>
Benzo(a)pyrene	U		0.00176	0.00648	1	08/11/2025 12:35	<a href="#">WG2575960</a>
Benzo(b)fluoranthene	U		0.00297	0.00648	1	08/11/2025 12:35	<a href="#">WG2575960</a>
Benzo(g,h,i)perylene	U		0.00209	0.00648	1	08/11/2025 12:35	<a href="#">WG2575960</a>
Benzo(k)fluoranthene	U		0.00230	0.00648	1	08/11/2025 12:35	<a href="#">WG2575960</a>
Chrysene	U		0.00223	0.00648	1	08/11/2025 12:35	<a href="#">WG2575960</a>
Dibenz(a,h)anthracene	U		0.00217	0.00648	1	08/11/2025 12:35	<a href="#">WG2575960</a>
Fluoranthene	U		0.00258	0.00648	1	08/11/2025 12:35	<a href="#">WG2575960</a>
Fluorene	U		0.00195	0.00648	1	08/11/2025 12:35	<a href="#">WG2575960</a>
Indeno(1,2,3-cd)pyrene	U		0.00253	0.00648	1	08/11/2025 12:35	<a href="#">WG2575960</a>
Naphthalene	U		0.00626	0.0216	1	08/11/2025 12:35	<a href="#">WG2575960</a>
Phenanthrene	U		0.00330	0.00648	1	08/11/2025 12:35	<a href="#">WG2575960</a>
Pyrene	U		0.00222	0.00648	1	08/11/2025 12:35	<a href="#">WG2575960</a>
1-Methylnaphthalene	U		0.00237	0.0216	1	08/11/2025 12:35	<a href="#">WG2575960</a>
2-Methylnaphthalene	U		0.00617	0.0216	1	08/11/2025 12:35	<a href="#">WG2575960</a>
2-Chloronaphthalene	U		0.00139	0.0216	1	08/11/2025 12:35	<a href="#">WG2575960</a>
(S) p-Terphenyl-d14	112			23.0-120		08/11/2025 12:35	<a href="#">WG2575960</a>
(S) Nitrobenzene-d5	118			14.0-149		08/11/2025 12:35	<a href="#">WG2575960</a>
(S) 2-Fluorobiphenyl	92.9			34.0-125		08/11/2025 12:35	<a href="#">WG2575960</a>

6 Qc

7 Gl

8 Al

9 Sc

Total Solids by Method 2540 G-2011

Analyte	Result	Qualifier	Dilution	Analysis	Batch
Total Solids	90.7		1	08/08/2025 15:04	<a href="#">WG2575500</a>

Mercury by Method 7471B

Analyte	Result (dry)	Qualifier	MDL (dry)	RDL (dry)	Dilution	Analysis	Batch
Mercury	U		0.0227	0.0441	1	08/10/2025 21:31	<a href="#">WG2576401</a>

Metals (ICPMS) by Method 6020B

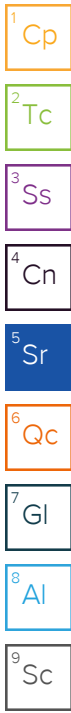
Analyte	Result (dry)	Qualifier	MDL (dry)	RDL (dry)	Dilution	Analysis	Batch
Antimony	U		0.183	3.31	5	08/19/2025 16:04	<a href="#">WG2576187</a>
Arsenic	1.92		0.110	1.10	5	08/19/2025 16:04	<a href="#">WG2576187</a>
Beryllium	0.403	J	0.152	2.76	5	08/19/2025 16:04	<a href="#">WG2576187</a>
Cadmium	U		0.0942	1.10	5	08/19/2025 16:04	<a href="#">WG2576187</a>
Chromium	12.3		0.326	5.51	5	08/19/2025 16:04	<a href="#">WG2576187</a>
Copper	27.9		0.146	5.51	5	08/19/2025 16:04	<a href="#">WG2576187</a>
Lead	3.11		0.109	2.20	5	08/19/2025 16:04	<a href="#">WG2576187</a>
Manganese	391		1.48	13.8	25	08/19/2025 16:07	<a href="#">WG2576187</a>
Nickel	27.9		0.217	2.76	5	08/19/2025 16:04	<a href="#">WG2576187</a>
Selenium	0.352	J	0.198	2.76	5	08/19/2025 16:04	<a href="#">WG2576187</a>
Silver	U		0.0953	0.551	5	08/19/2025 16:04	<a href="#">WG2576187</a>
Titanium	4130		0.810	5.51	5	08/19/2025 16:04	<a href="#">WG2576187</a>
Zinc	62.4		0.816	27.6	5	08/19/2025 16:04	<a href="#">WG2576187</a>

Volatile Organic Compounds (GC) by Method NWTPHGX

Analyte	Result (dry)	Qualifier	MDL (dry)	RDL (dry)	Dilution	Analysis	Batch
Gasoline Range Organics-NWTPH	U		1.63	3.02	25	08/06/2025 12:28	<a href="#">WG2573751</a>
(S) a,a,a-Trifluorotoluene(FID)	101			77.0-120		08/06/2025 12:28	<a href="#">WG2573751</a>

Volatile Organic Compounds (GC/MS) by Method 8260D

Analyte	Result (dry)	Qualifier	MDL (dry)	RDL (dry)	Dilution	Analysis	Batch
Acetone	U	J4	0.0871	0.125	1.04	08/06/2025 15:40	<a href="#">WG2573870</a>
Acrylonitrile	U		0.0100	0.0156	1.04	08/06/2025 15:40	<a href="#">WG2573870</a>
Benzene	U		0.000888	0.00125	1.04	08/06/2025 15:40	<a href="#">WG2573870</a>
Bromobenzene	U		0.00488	0.0156	1.04	08/06/2025 15:40	<a href="#">WG2573870</a>
Bromodichloromethane	U		0.00147	0.00312	1.04	08/06/2025 15:40	<a href="#">WG2573870</a>
Bromoform	U		0.0124	0.0312	1.04	08/06/2025 15:40	<a href="#">WG2573870</a>
Bromomethane	U		0.0126	0.0156	1.04	08/06/2025 15:40	<a href="#">WG2573870</a>
n-Butylbenzene	U		0.00781	0.0156	1.04	08/06/2025 15:40	<a href="#">WG2573870</a>
sec-Butylbenzene	U		0.00478	0.0156	1.04	08/06/2025 15:40	<a href="#">WG2573870</a>
tert-Butylbenzene	U		0.00237	0.00625	1.04	08/06/2025 15:40	<a href="#">WG2573870</a>
Carbon tetrachloride	U		0.00376	0.00625	1.04	08/06/2025 15:40	<a href="#">WG2573870</a>
Chlorobenzene	U		0.00107	0.00312	1.04	08/06/2025 15:40	<a href="#">WG2573870</a>
Chlorodibromomethane	U		0.00201	0.00312	1.04	08/06/2025 15:40	<a href="#">WG2573870</a>
Chloroethane	U	C3	0.00711	0.0125	1.04	08/06/2025 15:40	<a href="#">WG2573870</a>
Chloroform	U		0.00202	0.00312	1.04	08/06/2025 15:40	<a href="#">WG2573870</a>
Chloromethane	U		0.0106	0.0156	1.04	08/06/2025 15:40	<a href="#">WG2573870</a>
2-Chlorotoluene	U		0.00161	0.00312	1.04	08/06/2025 15:40	<a href="#">WG2573870</a>
4-Chlorotoluene	U		0.00192	0.00625	1.04	08/06/2025 15:40	<a href="#">WG2573870</a>
1,2-Dibromo-3-Chloropropane	U		0.0133	0.0312	1.04	08/06/2025 15:40	<a href="#">WG2573870</a>
1,2-Dibromoethane	U		0.00157	0.00312	1.04	08/06/2025 15:40	<a href="#">WG2573870</a>
Dibromomethane	U		0.00222	0.00625	1.04	08/06/2025 15:40	<a href="#">WG2573870</a>



Volatile Organic Compounds (GC/MS) by Method 8260D

Analyte	Result (dry) mg/kg	Qualifier	MDL (dry) mg/kg	RDL (dry) mg/kg	Dilution	Analysis date / time	Batch
1,2-Dichlorobenzene	U		0.00195	0.00625	1.04	08/06/2025 15:40	WG2573870
1,3-Dichlorobenzene	U		0.00207	0.00625	1.04	08/06/2025 15:40	WG2573870
1,4-Dichlorobenzene	U		0.00219	0.00625	1.04	08/06/2025 15:40	WG2573870
Dichlorodifluoromethane	U		0.00543	0.00625	1.04	08/06/2025 15:40	WG2573870
1,1-Dichloroethane	U		0.00126	0.00312	1.04	08/06/2025 15:40	WG2573870
1,2-Dichloroethane	U		0.00183	0.00312	1.04	08/06/2025 15:40	WG2573870
1,1-Dichloroethene	U		0.00191	0.00312	1.04	08/06/2025 15:40	WG2573870
cis-1,2-Dichloroethene	U		0.00161	0.00312	1.04	08/06/2025 15:40	WG2573870
trans-1,2-Dichloroethene	U		0.00130	0.00625	1.04	08/06/2025 15:40	WG2573870
1,2-Dichloropropane	U		0.00240	0.00625	1.04	08/06/2025 15:40	WG2573870
1,1-Dichloropropene	U		0.00173	0.00625	1.04	08/06/2025 15:40	WG2573870
1,3-Dichloropropane	U		0.00202	0.00625	1.04	08/06/2025 15:40	WG2573870
cis-1,3-Dichloropropene	U		0.00131	0.00312	1.04	08/06/2025 15:40	WG2573870
trans-1,3-Dichloropropene	U		0.00131	0.00625	1.04	08/06/2025 15:40	WG2573870
2,2-Dichloropropane	U		0.00252	0.00312	1.04	08/06/2025 15:40	WG2573870
Di-isopropyl ether	U		0.000961	0.00125	1.04	08/06/2025 15:40	WG2573870
Ethylbenzene	U		0.00124	0.00312	1.04	08/06/2025 15:40	WG2573870
Hexachloro-1,3-butadiene	U		0.0130	0.0312	1.04	08/06/2025 15:40	WG2573870
Isopropylbenzene	U		0.00126	0.00312	1.04	08/06/2025 15:40	WG2573870
p-Isopropyltoluene	U		0.00267	0.00625	1.04	08/06/2025 15:40	WG2573870
2-Butanone (MEK)	U		0.111	0.125	1.04	08/06/2025 15:40	WG2573870
Methylene Chloride	U		0.0137	0.0312	1.04	08/06/2025 15:40	WG2573870
4-Methyl-2-pentanone (MIBK)	U		0.0124	0.0312	1.04	08/06/2025 15:40	WG2573870
Methyl tert-butyl ether	U		0.000966	0.00125	1.04	08/06/2025 15:40	WG2573870
Naphthalene	U		0.00954	0.0156	1.04	08/06/2025 15:40	WG2573870
n-Propylbenzene	U		0.00211	0.00625	1.04	08/06/2025 15:40	WG2573870
Styrene	U		0.00556	0.0156	1.04	08/06/2025 15:40	WG2573870
1,1,1,2-Tetrachloroethane	U		0.00162	0.00312	1.04	08/06/2025 15:40	WG2573870
1,1,2,2-Tetrachloroethane	U		0.00145	0.00312	1.04	08/06/2025 15:40	WG2573870
1,1,2-Trichlorotrifluoroethane	U		0.00351	0.00625	1.04	08/06/2025 15:40	WG2573870
Tetrachloroethene	U		0.00190	0.00312	1.04	08/06/2025 15:40	WG2573870
Toluene	U		0.00362	0.00625	1.04	08/06/2025 15:40	WG2573870
1,2,3-Trichlorobenzene	U		0.00873	0.0156	1.04	08/06/2025 15:40	WG2573870
1,2,4-Trichlorobenzene	U		0.00677	0.0156	1.04	08/06/2025 15:40	WG2573870
1,1,1-Trichloroethane	U		0.00181	0.00312	1.04	08/06/2025 15:40	WG2573870
1,1,2-Trichloroethane	U		0.00167	0.00312	1.04	08/06/2025 15:40	WG2573870
Trichloroethene	U		0.00111	0.00125	1.04	08/06/2025 15:40	WG2573870
Trichlorofluoromethane	U		0.00326	0.00500	1.04	08/06/2025 15:40	WG2573870
1,2,3-Trichloropropane	U		0.00764	0.0156	1.04	08/06/2025 15:40	WG2573870
1,2,4-Trimethylbenzene	U		0.00298	0.00625	1.04	08/06/2025 15:40	WG2573870
1,2,3-Trimethylbenzene	U		0.00227	0.00625	1.04	08/06/2025 15:40	WG2573870
1,3,5-Trimethylbenzene	U		0.00285	0.00625	1.04	08/06/2025 15:40	WG2573870
Vinyl chloride	U		0.00251	0.00312	1.04	08/06/2025 15:40	WG2573870
Xylenes, Total	U		0.00350	0.00812	1.04	08/06/2025 15:40	WG2573870
(S) Toluene-d8	96.0			75.0-131		08/06/2025 15:40	WG2573870
(S) 4-Bromofluorobenzene	107			67.0-138		08/06/2025 15:40	WG2573870
(S) 1,2-Dichloroethane-d4	97.8			70.0-130		08/06/2025 15:40	WG2573870

1 Cp  
2 Tc  
3 Ss  
4 Cn  
5 Sr  
6 Qc  
7 Gl  
8 Al  
9 Sc

Semi-Volatile Organic Compounds (GC) by Method NWTPHDX-NO SGT

Analyte	Result (dry) mg/kg	Qualifier	MDL (dry) mg/kg	RDL (dry) mg/kg	Dilution	Analysis date / time	Batch
Diesel Range Organics (DRO)	U		1.47	4.41	1	08/11/2025 12:17	WG2576687
Residual Range Organics (RRO)	U		3.67	11.0	1	08/11/2025 12:17	WG2576687
(S) o-Terphenyl	74.5			18.0-148		08/11/2025 12:17	WG2576687

Polychlorinated Biphenyls (GC) by Method 8082 A

Analyte	Result (dry) mg/kg	Qualifier	MDL (dry) mg/kg	RDL (dry) mg/kg	Dilution	Analysis date / time	Batch
PCB 1016	U		0.0112	0.0375	1	08/10/2025 18:50	<a href="#">WG2576643</a>
PCB 1221	U		0.0118	0.0375	1	08/10/2025 18:50	<a href="#">WG2576643</a>
PCB 1232	U		0.0201	0.0375	1	08/10/2025 18:50	<a href="#">WG2576643</a>
PCB 1242	U		0.0111	0.0375	1	08/10/2025 18:50	<a href="#">WG2576643</a>
PCB 1248	U		0.0137	0.0187	1	08/10/2025 18:50	<a href="#">WG2576643</a>
PCB 1254	U		0.0115	0.0187	1	08/10/2025 18:50	<a href="#">WG2576643</a>
PCB 1260	U		0.0121	0.0187	1	08/10/2025 18:50	<a href="#">WG2576643</a>
(S) Decachlorobiphenyl	52.4			10.0-135		08/10/2025 18:50	<a href="#">WG2576643</a>
(S) Tetrachloro-m-xylene	80.6			10.0-139		08/10/2025 18:50	<a href="#">WG2576643</a>

1 Cp  
2 Tc  
3 Ss  
4 Cn  
5 Sr

Semi Volatile Organic Compounds (GC/MS) by Method 8270E-SIM

Analyte	Result (dry) mg/kg	Qualifier	MDL (dry) mg/kg	RDL (dry) mg/kg	Dilution	Analysis date / time	Batch
Anthracene	U		0.00180	0.00661	1	08/11/2025 12:54	<a href="#">WG2575960</a>
Acenaphthene	U		0.00179	0.00661	1	08/11/2025 12:54	<a href="#">WG2575960</a>
Acenaphthylene	U		0.00175	0.00661	1	08/11/2025 12:54	<a href="#">WG2575960</a>
Benzo(a)anthracene	U		0.00220	0.00661	1	08/11/2025 12:54	<a href="#">WG2575960</a>
Benzo(a)pyrene	U		0.00180	0.00661	1	08/11/2025 12:54	<a href="#">WG2575960</a>
Benzo(b)fluoranthene	U		0.00303	0.00661	1	08/11/2025 12:54	<a href="#">WG2575960</a>
Benzo(g,h,i)perylene	U		0.00213	0.00661	1	08/11/2025 12:54	<a href="#">WG2575960</a>
Benzo(k)fluoranthene	U		0.00235	0.00661	1	08/11/2025 12:54	<a href="#">WG2575960</a>
Chrysene	U		0.00227	0.00661	1	08/11/2025 12:54	<a href="#">WG2575960</a>
Dibenz(a,h)anthracene	U		0.00222	0.00661	1	08/11/2025 12:54	<a href="#">WG2575960</a>
Fluoranthene	U		0.00263	0.00661	1	08/11/2025 12:54	<a href="#">WG2575960</a>
Fluorene	U		0.00198	0.00661	1	08/11/2025 12:54	<a href="#">WG2575960</a>
Indeno(1,2,3-cd)pyrene	U		0.00258	0.00661	1	08/11/2025 12:54	<a href="#">WG2575960</a>
Naphthalene	U		0.00638	0.0220	1	08/11/2025 12:54	<a href="#">WG2575960</a>
Phenanthrene	U		0.00336	0.00661	1	08/11/2025 12:54	<a href="#">WG2575960</a>
Pyrene	U		0.00226	0.00661	1	08/11/2025 12:54	<a href="#">WG2575960</a>
1-Methylnaphthalene	U		0.00241	0.0220	1	08/11/2025 12:54	<a href="#">WG2575960</a>
2-Methylnaphthalene	U		0.00629	0.0220	1	08/11/2025 12:54	<a href="#">WG2575960</a>
2-Chloronaphthalene	U		0.00142	0.0220	1	08/11/2025 12:54	<a href="#">WG2575960</a>
(S) p-Terphenyl-d14	122	J1		23.0-120		08/11/2025 12:54	<a href="#">WG2575960</a>
(S) Nitrobenzene-d5	128			14.0-149		08/11/2025 12:54	<a href="#">WG2575960</a>
(S) 2-Fluorobiphenyl	102			34.0-125		08/11/2025 12:54	<a href="#">WG2575960</a>

6 Qc  
7 Gl  
8 Al  
9 Sc

Total Solids by Method 2540 G-2011

Analyte	Result	Qualifier	Dilution	Analysis	Batch
Total Solids	91.8		1	08/08/2025 15:04	<a href="#">WG2575500</a>

Mercury by Method 7471B

Analyte	Result (dry)	Qualifier	MDL (dry)	RDL (dry)	Dilution	Analysis	Batch
Mercury	U		0.0224	0.0436	1	08/10/2025 21:34	<a href="#">WG2576401</a>

Metals (ICPMS) by Method 6020B

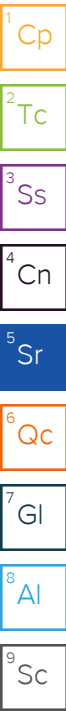
Analyte	Result (dry)	Qualifier	MDL (dry)	RDL (dry)	Dilution	Analysis	Batch
Antimony	U		0.181	3.27	5	08/19/2025 16:10	<a href="#">WG2576187</a>
Arsenic	1.73		0.109	1.09	5	08/19/2025 16:10	<a href="#">WG2576187</a>
Beryllium	0.449	J	0.150	2.72	5	08/19/2025 16:10	<a href="#">WG2576187</a>
Cadmium	U		0.0931	1.09	5	08/19/2025 16:10	<a href="#">WG2576187</a>
Chromium	13.2		0.322	5.44	5	08/19/2025 16:10	<a href="#">WG2576187</a>
Copper	33.4		0.144	5.44	5	08/19/2025 16:10	<a href="#">WG2576187</a>
Lead	3.58		0.108	2.18	5	08/19/2025 16:10	<a href="#">WG2576187</a>
Manganese	481		1.46	13.6	25	08/19/2025 16:13	<a href="#">WG2576187</a>
Nickel	18.5		0.214	2.72	5	08/19/2025 16:10	<a href="#">WG2576187</a>
Selenium	0.283	J	0.196	2.72	5	08/19/2025 16:10	<a href="#">WG2576187</a>
Silver	U		0.0942	0.544	5	08/19/2025 16:10	<a href="#">WG2576187</a>
Titanium	4450		0.800	5.44	5	08/19/2025 16:10	<a href="#">WG2576187</a>
Zinc	76.6		0.806	27.2	5	08/19/2025 16:10	<a href="#">WG2576187</a>

Volatile Organic Compounds (GC) by Method NWTPHGX

Analyte	Result (dry)	Qualifier	MDL (dry)	RDL (dry)	Dilution	Analysis	Batch
Gasoline Range Organics-NWTPH	U		1.70	3.14	26.8	08/06/2025 12:47	<a href="#">WG2573751</a>
(S) a,a,a-Trifluorotoluene(FID)	100			77.0-120		08/06/2025 12:47	<a href="#">WG2573751</a>

Volatile Organic Compounds (GC/MS) by Method 8260D

Analyte	Result (dry)	Qualifier	MDL (dry)	RDL (dry)	Dilution	Analysis	Batch
Acetone	0.0969	J J4	0.0852	0.122	1.04	08/06/2025 15:59	<a href="#">WG2573870</a>
Acrylonitrile	U		0.00981	0.0153	1.04	08/06/2025 15:59	<a href="#">WG2573870</a>
Benzene	U		0.000868	0.00122	1.04	08/06/2025 15:59	<a href="#">WG2573870</a>
Bromobenzene	U		0.00477	0.0153	1.04	08/06/2025 15:59	<a href="#">WG2573870</a>
Bromodichloromethane	U		0.00143	0.00305	1.04	08/06/2025 15:59	<a href="#">WG2573870</a>
Bromoform	U		0.0121	0.0305	1.04	08/06/2025 15:59	<a href="#">WG2573870</a>
Bromomethane	U		0.0123	0.0153	1.04	08/06/2025 15:59	<a href="#">WG2573870</a>
n-Butylbenzene	U		0.00764	0.0153	1.04	08/06/2025 15:59	<a href="#">WG2573870</a>
sec-Butylbenzene	U		0.00468	0.0153	1.04	08/06/2025 15:59	<a href="#">WG2573870</a>
tert-Butylbenzene	U		0.00231	0.00611	1.04	08/06/2025 15:59	<a href="#">WG2573870</a>
Carbon tetrachloride	U		0.00368	0.00611	1.04	08/06/2025 15:59	<a href="#">WG2573870</a>
Chlorobenzene	U		0.00105	0.00305	1.04	08/06/2025 15:59	<a href="#">WG2573870</a>
Chlorodibromomethane	U		0.00196	0.00305	1.04	08/06/2025 15:59	<a href="#">WG2573870</a>
Chloroethane	U	C3	0.00695	0.0122	1.04	08/06/2025 15:59	<a href="#">WG2573870</a>
Chloroform	U		0.00197	0.00305	1.04	08/06/2025 15:59	<a href="#">WG2573870</a>
Chloromethane	U		0.0104	0.0153	1.04	08/06/2025 15:59	<a href="#">WG2573870</a>
2-Chlorotoluene	U		0.00157	0.00305	1.04	08/06/2025 15:59	<a href="#">WG2573870</a>
4-Chlorotoluene	U		0.00188	0.00611	1.04	08/06/2025 15:59	<a href="#">WG2573870</a>
1,2-Dibromo-3-Chloropropane	U		0.0130	0.0305	1.04	08/06/2025 15:59	<a href="#">WG2573870</a>
1,2-Dibromoethane	U		0.00154	0.00305	1.04	08/06/2025 15:59	<a href="#">WG2573870</a>
Dibromomethane	U		0.00217	0.00611	1.04	08/06/2025 15:59	<a href="#">WG2573870</a>



Volatile Organic Compounds (GC/MS) by Method 8260D

Analyte	Result (dry) mg/kg	Qualifier	MDL (dry) mg/kg	RDL (dry) mg/kg	Dilution	Analysis date / time	Batch
1,2-Dichlorobenzene	U		0.00190	0.00611	1.04	08/06/2025 15:59	WG2573870
1,3-Dichlorobenzene	U		0.00202	0.00611	1.04	08/06/2025 15:59	WG2573870
1,4-Dichlorobenzene	U		0.00214	0.00611	1.04	08/06/2025 15:59	WG2573870
Dichlorodifluoromethane	U		0.00531	0.00611	1.04	08/06/2025 15:59	WG2573870
1,1-Dichloroethane	U		0.00123	0.00305	1.04	08/06/2025 15:59	WG2573870
1,2-Dichloroethane	U		0.00179	0.00305	1.04	08/06/2025 15:59	WG2573870
1,1-Dichloroethene	U		0.00187	0.00305	1.04	08/06/2025 15:59	WG2573870
cis-1,2-Dichloroethene	U		0.00157	0.00305	1.04	08/06/2025 15:59	WG2573870
trans-1,2-Dichloroethene	U		0.00127	0.00611	1.04	08/06/2025 15:59	WG2573870
1,2-Dichloropropane	U		0.00235	0.00611	1.04	08/06/2025 15:59	WG2573870
1,1-Dichloropropene	U		0.00169	0.00611	1.04	08/06/2025 15:59	WG2573870
1,3-Dichloropropane	U		0.00197	0.00611	1.04	08/06/2025 15:59	WG2573870
cis-1,3-Dichloropropene	U		0.00128	0.00305	1.04	08/06/2025 15:59	WG2573870
trans-1,3-Dichloropropene	U		0.00128	0.00611	1.04	08/06/2025 15:59	WG2573870
2,2-Dichloropropane	U		0.00247	0.00305	1.04	08/06/2025 15:59	WG2573870
Di-isopropyl ether	U		0.000940	0.00122	1.04	08/06/2025 15:59	WG2573870
Ethylbenzene	U		0.00121	0.00305	1.04	08/06/2025 15:59	WG2573870
Hexachloro-1,3-butadiene	U		0.0127	0.0305	1.04	08/06/2025 15:59	WG2573870
Isopropylbenzene	U		0.00123	0.00305	1.04	08/06/2025 15:59	WG2573870
p-Isopropyltoluene	U		0.00261	0.00611	1.04	08/06/2025 15:59	WG2573870
2-Butanone (MEK)	U		0.108	0.122	1.04	08/06/2025 15:59	WG2573870
Methylene Chloride	U		0.0134	0.0305	1.04	08/06/2025 15:59	WG2573870
4-Methyl-2-pentanone (MIBK)	U		0.0121	0.0305	1.04	08/06/2025 15:59	WG2573870
Methyl tert-butyl ether	U		0.000944	0.00122	1.04	08/06/2025 15:59	WG2573870
Naphthalene	U		0.00933	0.0153	1.04	08/06/2025 15:59	WG2573870
n-Propylbenzene	U		0.00207	0.00611	1.04	08/06/2025 15:59	WG2573870
Styrene	U		0.00544	0.0153	1.04	08/06/2025 15:59	WG2573870
1,1,1,2-Tetrachloroethane	U		0.00159	0.00305	1.04	08/06/2025 15:59	WG2573870
1,1,2,2-Tetrachloroethane	U		0.00142	0.00305	1.04	08/06/2025 15:59	WG2573870
1,1,2-Trichlorotrifluoroethane	U		0.00343	0.00611	1.04	08/06/2025 15:59	WG2573870
Tetrachloroethene	U		0.00186	0.00305	1.04	08/06/2025 15:59	WG2573870
Toluene	U		0.00354	0.00611	1.04	08/06/2025 15:59	WG2573870
1,2,3-Trichlorobenzene	U		0.00854	0.0153	1.04	08/06/2025 15:59	WG2573870
1,2,4-Trichlorobenzene	U		0.00662	0.0153	1.04	08/06/2025 15:59	WG2573870
1,1,1-Trichloroethane	U		0.00177	0.00305	1.04	08/06/2025 15:59	WG2573870
1,1,2-Trichloroethane	U		0.00163	0.00305	1.04	08/06/2025 15:59	WG2573870
Trichloroethene	U		0.00109	0.00122	1.04	08/06/2025 15:59	WG2573870
Trichlorofluoromethane	U		0.00318	0.00489	1.04	08/06/2025 15:59	WG2573870
1,2,3-Trichloropropane	U		0.00747	0.0153	1.04	08/06/2025 15:59	WG2573870
1,2,4-Trimethylbenzene	U		0.00291	0.00611	1.04	08/06/2025 15:59	WG2573870
1,2,3-Trimethylbenzene	U		0.00222	0.00611	1.04	08/06/2025 15:59	WG2573870
1,3,5-Trimethylbenzene	U		0.00278	0.00611	1.04	08/06/2025 15:59	WG2573870
Vinyl chloride	U		0.00246	0.00305	1.04	08/06/2025 15:59	WG2573870
Xylenes, Total	U		0.00342	0.00794	1.04	08/06/2025 15:59	WG2573870
(S) Toluene-d8	97.5			75.0-131		08/06/2025 15:59	WG2573870
(S) 4-Bromofluorobenzene	109			67.0-138		08/06/2025 15:59	WG2573870
(S) 1,2-Dichloroethane-d4	96.6			70.0-130		08/06/2025 15:59	WG2573870

1 Cp  
2 Tc  
3 Ss  
4 Cn  
5 Sr  
6 Qc  
7 Gl  
8 Al  
9 Sc

Semi-Volatile Organic Compounds (GC) by Method NWTPHDX-NO SGT

Analyte	Result (dry) mg/kg	Qualifier	MDL (dry) mg/kg	RDL (dry) mg/kg	Dilution	Analysis date / time	Batch
Diesel Range Organics (DRO)	U		1.45	4.36	1	08/11/2025 12:31	WG2576687
Residual Range Organics (RRO)	U		3.63	10.9	1	08/11/2025 12:31	WG2576687
(S) o-Terphenyl	75.3			18.0-148		08/11/2025 12:31	WG2576687

Polychlorinated Biphenyls (GC) by Method 8082 A

Analyte	Result (dry) mg/kg	Qualifier	MDL (dry) mg/kg	RDL (dry) mg/kg	Dilution	Analysis date / time	Batch
PCB 1016	U		0.0111	0.0370	1	08/10/2025 18:59	<a href="#">WG2576643</a>
PCB 1221	U		0.0117	0.0370	1	08/10/2025 18:59	<a href="#">WG2576643</a>
PCB 1232	U		0.0198	0.0370	1	08/10/2025 18:59	<a href="#">WG2576643</a>
PCB 1242	U		0.0110	0.0370	1	08/10/2025 18:59	<a href="#">WG2576643</a>
PCB 1248	U		0.0135	0.0185	1	08/10/2025 18:59	<a href="#">WG2576643</a>
PCB 1254	U		0.0113	0.0185	1	08/10/2025 18:59	<a href="#">WG2576643</a>
PCB 1260	U		0.0120	0.0185	1	08/10/2025 18:59	<a href="#">WG2576643</a>
(S) Decachlorobiphenyl	55.2			10.0-135		08/10/2025 18:59	<a href="#">WG2576643</a>
(S) Tetrachloro-m-xylene	80.9			10.0-139		08/10/2025 18:59	<a href="#">WG2576643</a>

1 Cp  
2 Tc  
3 Ss  
4 Cn  
5 Sr

Semi Volatile Organic Compounds (GC/MS) by Method 8270E-SIM

Analyte	Result (dry) mg/kg	Qualifier	MDL (dry) mg/kg	RDL (dry) mg/kg	Dilution	Analysis date / time	Batch
Anthracene	U		0.00177	0.00653	1	08/12/2025 04:01	<a href="#">WG2575960</a>
Acenaphthene	U		0.00176	0.00653	1	08/12/2025 04:01	<a href="#">WG2575960</a>
Acenaphthylene	U		0.00173	0.00653	1	08/12/2025 04:01	<a href="#">WG2575960</a>
Benzo(a)anthracene	U		0.00218	0.00653	1	08/12/2025 04:01	<a href="#">WG2575960</a>
Benzo(a)pyrene	U		0.00177	0.00653	1	08/12/2025 04:01	<a href="#">WG2575960</a>
Benzo(b)fluoranthene	U		0.00299	0.00653	1	08/12/2025 04:01	<a href="#">WG2575960</a>
Benzo(g,h,i)perylene	U		0.00210	0.00653	1	08/12/2025 04:01	<a href="#">WG2575960</a>
Benzo(k)fluoranthene	U		0.00232	0.00653	1	08/12/2025 04:01	<a href="#">WG2575960</a>
Chrysene	U		0.00224	0.00653	1	08/12/2025 04:01	<a href="#">WG2575960</a>
Dibenz(a,h)anthracene	U		0.00219	0.00653	1	08/12/2025 04:01	<a href="#">WG2575960</a>
Fluoranthene	U		0.00260	0.00653	1	08/12/2025 04:01	<a href="#">WG2575960</a>
Fluorene	U		0.00196	0.00653	1	08/12/2025 04:01	<a href="#">WG2575960</a>
Indeno(1,2,3-cd)pyrene	U		0.00255	0.00653	1	08/12/2025 04:01	<a href="#">WG2575960</a>
Naphthalene	U		0.00630	0.0218	1	08/12/2025 04:01	<a href="#">WG2575960</a>
Phenanthrene	U		0.00332	0.00653	1	08/12/2025 04:01	<a href="#">WG2575960</a>
Pyrene	U		0.00223	0.00653	1	08/12/2025 04:01	<a href="#">WG2575960</a>
1-Methylnaphthalene	U		0.00238	0.0218	1	08/12/2025 04:01	<a href="#">WG2575960</a>
2-Methylnaphthalene	U		0.00622	0.0218	1	08/12/2025 04:01	<a href="#">WG2575960</a>
2-Chloronaphthalene	U		0.00140	0.0218	1	08/12/2025 04:01	<a href="#">WG2575960</a>
(S) p-Terphenyl-d14	104			23.0-120		08/12/2025 04:01	<a href="#">WG2575960</a>
(S) Nitrobenzene-d5	106			14.0-149		08/12/2025 04:01	<a href="#">WG2575960</a>
(S) 2-Fluorobiphenyl	101			34.0-125		08/12/2025 04:01	<a href="#">WG2575960</a>

6 Qc  
7 Gl  
8 Al  
9 Sc

Total Solids by Method 2540 G-2011

Analyte	Result	Qualifier	Dilution	Analysis	Batch
Total Solids	93.6		1	08/09/2025 10:23	<a href="#">WG2576245</a>

Mercury by Method 7471B

Analyte	Result (dry)	Qualifier	MDL (dry)	RDL (dry)	Dilution	Analysis	Batch
Mercury	U		0.0220	0.0427	1	08/11/2025 13:21	<a href="#">WG2576397</a>

Metals (ICPMS) by Method 6020B

Analyte	Result (dry)	Qualifier	MDL (dry)	RDL (dry)	Dilution	Analysis	Batch
Antimony	U		0.177	3.21	5	08/18/2025 18:01	<a href="#">WG2576540</a>
Arsenic	1.08		0.107	1.07	5	08/18/2025 18:01	<a href="#">WG2576540</a>
Beryllium	0.391	J	0.147	2.67	5	08/18/2025 18:01	<a href="#">WG2576540</a>
Cadmium	0.0995	J	0.0914	1.07	5	08/18/2025 18:01	<a href="#">WG2576540</a>
Chromium	7.55		0.316	5.34	5	08/18/2025 18:01	<a href="#">WG2576540</a>
Copper	25.3		0.141	5.34	5	08/18/2025 18:01	<a href="#">WG2576540</a>
Lead	3.31		0.106	2.14	5	08/18/2025 18:01	<a href="#">WG2576540</a>
Manganese	360		0.574	5.34	10	08/18/2025 18:40	<a href="#">WG2576540</a>
Nickel	10.6		0.211	2.67	5	08/18/2025 18:01	<a href="#">WG2576540</a>
Selenium	0.403	J	0.192	2.67	5	08/18/2025 18:01	<a href="#">WG2576540</a>
Silver	U		0.0924	0.534	5	08/18/2025 18:01	<a href="#">WG2576540</a>
Titanium	3270		15.7	107	100	08/18/2025 18:43	<a href="#">WG2576540</a>
Zinc	55.3		0.791	26.7	5	08/18/2025 18:01	<a href="#">WG2576540</a>

1 Cp

2 Tc

3 Ss

4 Cn

5 Sr

6 Qc

7 Gl

8 Al

9 Sc

TRIP BLANK 1

Collected date/time: 07/31/25 15:50

SAMPLE RESULTS - 25

L1884546

Volatile Organic Compounds (GC/MS) by Method 8260D

Analyte	Result	Qualifier	MDL	RDL	Dilution	Analysis	Batch
	ug/l		ug/l	ug/l		date / time	
Acetone	U	J4	46.9	50.0	1	08/05/2025 10:51	WG2573021
Acrolein	U	C3	25.0	50.0	1	08/05/2025 10:51	WG2573021
Acrylonitrile	U	J4	8.09	10.0	1	08/05/2025 10:51	WG2573021
Benzene	U		0.320	1.00	1	08/05/2025 10:51	WG2573021
Bromobenzene	U		0.277	1.00	1	08/05/2025 10:51	WG2573021
Bromodichloromethane	U		0.371	1.00	1	08/05/2025 10:51	WG2573021
Bromoform	U		0.548	1.00	1	08/05/2025 10:51	WG2573021
Bromomethane	U		4.85	5.00	1	08/05/2025 10:51	WG2573021
n-Butylbenzene	U		0.516	1.00	1	08/05/2025 10:51	WG2573021
sec-Butylbenzene	U		0.355	1.00	1	08/05/2025 10:51	WG2573021
tert-Butylbenzene	U		0.314	1.00	1	08/05/2025 10:51	WG2573021
Carbon tetrachloride	U		0.360	1.00	1	08/05/2025 10:51	WG2573021
Chlorobenzene	U		0.266	1.00	1	08/05/2025 10:51	WG2573021
Chlorodibromomethane	U		0.398	1.00	1	08/05/2025 10:51	WG2573021
Chloroethane	U		2.79	5.00	1	08/05/2025 10:51	WG2573021
Chloroform	U		1.28	5.00	1	08/05/2025 10:51	WG2573021
Chloromethane	U		1.70	5.00	1	08/05/2025 10:51	WG2573021
2-Chlorotoluene	U		0.273	1.00	1	08/05/2025 10:51	WG2573021
4-Chlorotoluene	U		0.256	1.00	1	08/05/2025 10:51	WG2573021
1,2-Dibromo-3-Chloropropane	U		1.25	5.00	1	08/05/2025 10:51	WG2573021
1,2-Dibromoethane	U		0.341	1.00	1	08/05/2025 10:51	WG2573021
Dibromomethane	U		0.422	1.00	1	08/05/2025 10:51	WG2573021
1,2-Dichlorobenzene	U		0.304	1.00	1	08/05/2025 10:51	WG2573021
1,3-Dichlorobenzene	U		0.282	1.00	1	08/05/2025 10:51	WG2573021
1,4-Dichlorobenzene	U		0.277	1.00	1	08/05/2025 10:51	WG2573021
Dichlorodifluoromethane	U		2.41	5.00	1	08/05/2025 10:51	WG2573021
1,1-Dichloroethane	U		0.389	1.00	1	08/05/2025 10:51	WG2573021
1,2-Dichloroethane	U		0.395	1.00	1	08/05/2025 10:51	WG2573021
1,1-Dichloroethene	U		0.422	1.00	1	08/05/2025 10:51	WG2573021
cis-1,2-Dichloroethene	U		0.323	1.00	1	08/05/2025 10:51	WG2573021
trans-1,2-Dichloroethene	U		0.348	1.00	1	08/05/2025 10:51	WG2573021
1,2-Dichloropropane	U		0.427	1.00	1	08/05/2025 10:51	WG2573021
1,1-Dichloropropene	U		0.359	1.00	1	08/05/2025 10:51	WG2573021
1,3-Dichloropropane	U		0.283	1.00	1	08/05/2025 10:51	WG2573021
cis-1,3-Dichloropropene	U		0.348	1.00	1	08/05/2025 10:51	WG2573021
trans-1,3-Dichloropropene	U		0.313	1.00	1	08/05/2025 10:51	WG2573021
2,2-Dichloropropane	U		0.463	1.00	1	08/05/2025 10:51	WG2573021
Di-isopropyl ether	U		0.105	1.00	1	08/05/2025 10:51	WG2573021
Ethylbenzene	U		0.234	1.00	1	08/05/2025 10:51	WG2573021
Hexachloro-1,3-butadiene	U		0.650	2.00	1	08/05/2025 10:51	WG2573021
Isopropylbenzene	U		0.105	1.00	1	08/05/2025 10:51	WG2573021
p-Isopropyltoluene	U		0.345	1.00	1	08/05/2025 10:51	WG2573021
2-Butanone (MEK)	U		9.00	20.0	1	08/05/2025 10:51	WG2573021
Methylene Chloride	U		1.48	5.00	1	08/05/2025 10:51	WG2573021
4-Methyl-2-pentanone (MIBK)	U		7.52	20.0	1	08/05/2025 10:51	WG2573021
Methyl tert-butyl ether	U		0.357	1.00	1	08/05/2025 10:51	WG2573021
Naphthalene	U		2.64	5.00	1	08/05/2025 10:51	WG2573021
n-Propylbenzene	U		0.239	1.00	1	08/05/2025 10:51	WG2573021
Styrene	U		0.342	1.00	1	08/05/2025 10:51	WG2573021
1,1,1,2-Tetrachloroethane	U		0.381	1.00	1	08/05/2025 10:51	WG2573021
1,1,2,2-Tetrachloroethane	U		0.354	1.00	1	08/05/2025 10:51	WG2573021
1,1,2-Trichlorotrifluoroethane	U		0.643	1.00	1	08/05/2025 10:51	WG2573021
Tetrachloroethene	U		0.358	1.00	1	08/05/2025 10:51	WG2573021
Toluene	U		0.274	1.00	1	08/05/2025 10:51	WG2573021
1,2,3-Trichlorobenzene	U		0.935	1.00	1	08/05/2025 10:51	WG2573021
1,2,4-Trichlorobenzene	U		0.691	2.00	1	08/05/2025 10:51	WG2573021

1 Cp

2 Tc

3 Ss

4 Cn

5 Sr

6 Qc

7 Gl

8 Al

9 Sc

TRIP BLANK 1

SAMPLE RESULTS - 25

Collected date/time: 07/31/25 15:50

L1884546

Volatile Organic Compounds (GC/MS) by Method 8260D

Analyte	Result ug/l	Qualifier	MDL ug/l	RDL ug/l	Dilution	Analysis date / time	Batch
1,1,1-Trichloroethane	U		0.336	1.00	1	08/05/2025 10:51	<a href="#">WG2573021</a>
1,1,2-Trichloroethane	U		0.375	1.00	1	08/05/2025 10:51	<a href="#">WG2573021</a>
Trichloroethene	U		0.383	1.00	1	08/05/2025 10:51	<a href="#">WG2573021</a>
Trichlorofluoromethane	U		3.04	5.00	1	08/05/2025 10:51	<a href="#">WG2573021</a>
1,2,3-Trichloropropane	U		0.602	2.50	1	08/05/2025 10:51	<a href="#">WG2573021</a>
1,2,4-Trimethylbenzene	U		0.274	2.00	1	08/05/2025 10:51	<a href="#">WG2573021</a>
1,2,3-Trimethylbenzene	U		0.339	1.00	1	08/05/2025 10:51	<a href="#">WG2573021</a>
1,3,5-Trimethylbenzene	U		0.266	1.00	1	08/05/2025 10:51	<a href="#">WG2573021</a>
Vinyl chloride	U		0.458	1.00	1	08/05/2025 10:51	<a href="#">WG2573021</a>
Xylenes, Total	U		0.319	3.00	1	08/05/2025 10:51	<a href="#">WG2573021</a>
(S) Toluene-d8	95.8			80.0-120		08/05/2025 10:51	<a href="#">WG2573021</a>
(S) 4-Bromofluorobenzene	108			77.0-126		08/05/2025 10:51	<a href="#">WG2573021</a>
(S) 1,2-Dichloroethane-d4	112			70.0-130		08/05/2025 10:51	<a href="#">WG2573021</a>

- 1 Cp
- 2 Tc
- 3 Ss
- 4 Cn
- 5 Sr
- 6 Qc
- 7 Gl
- 8 Al
- 9 Sc

TRIP BLANK 2

Collected date/time: 07/31/25 15:51

SAMPLE RESULTS - 26

L1884546

Volatile Organic Compounds (GC/MS) by Method 8260D

Analyte	Result	Qualifier	MDL	RDL	Dilution	Analysis	Batch
	ug/l		ug/l	ug/l		date / time	
Acetone	U		46.9	50.0	1	08/05/2025 12:38	WG2573097
Acrolein	U		25.0	50.0	1	08/05/2025 12:38	WG2573097
Acrylonitrile	U		8.09	10.0	1	08/05/2025 12:38	WG2573097
Benzene	U		0.320	1.00	1	08/05/2025 12:38	WG2573097
Bromobenzene	U		0.277	1.00	1	08/05/2025 12:38	WG2573097
Bromodichloromethane	U		0.371	1.00	1	08/05/2025 12:38	WG2573097
Bromoform	U		0.548	1.00	1	08/05/2025 12:38	WG2573097
Bromomethane	U	J4	4.85	5.00	1	08/05/2025 12:38	WG2573097
n-Butylbenzene	U		0.516	1.00	1	08/05/2025 12:38	WG2573097
sec-Butylbenzene	U		0.355	1.00	1	08/05/2025 12:38	WG2573097
tert-Butylbenzene	U		0.314	1.00	1	08/05/2025 12:38	WG2573097
Carbon tetrachloride	U		0.360	1.00	1	08/05/2025 12:38	WG2573097
Chlorobenzene	U		0.266	1.00	1	08/05/2025 12:38	WG2573097
Chlorodibromomethane	U		0.398	1.00	1	08/05/2025 12:38	WG2573097
Chloroethane	U	C3	2.79	5.00	1	08/05/2025 12:38	WG2573097
Chloroform	U		1.28	5.00	1	08/05/2025 12:38	WG2573097
Chloromethane	U	C3	1.70	5.00	1	08/05/2025 12:38	WG2573097
2-Chlorotoluene	U		0.273	1.00	1	08/05/2025 12:38	WG2573097
4-Chlorotoluene	U		0.256	1.00	1	08/05/2025 12:38	WG2573097
1,2-Dibromo-3-Chloropropane	U		1.25	5.00	1	08/05/2025 12:38	WG2573097
1,2-Dibromoethane	U		0.341	1.00	1	08/05/2025 12:38	WG2573097
Dibromomethane	U		0.422	1.00	1	08/05/2025 12:38	WG2573097
1,2-Dichlorobenzene	U		0.304	1.00	1	08/05/2025 12:38	WG2573097
1,3-Dichlorobenzene	U		0.282	1.00	1	08/05/2025 12:38	WG2573097
1,4-Dichlorobenzene	U		0.277	1.00	1	08/05/2025 12:38	WG2573097
Dichlorodifluoromethane	U	C3	2.41	5.00	1	08/05/2025 12:38	WG2573097
1,1-Dichloroethane	U		0.389	1.00	1	08/05/2025 12:38	WG2573097
1,2-Dichloroethane	U		0.395	1.00	1	08/05/2025 12:38	WG2573097
1,1-Dichloroethene	U		0.422	1.00	1	08/05/2025 12:38	WG2573097
cis-1,2-Dichloroethene	U		0.323	1.00	1	08/05/2025 12:38	WG2573097
trans-1,2-Dichloroethene	U		0.348	1.00	1	08/05/2025 12:38	WG2573097
1,2-Dichloropropane	U		0.427	1.00	1	08/05/2025 12:38	WG2573097
1,1-Dichloropropene	U		0.359	1.00	1	08/05/2025 12:38	WG2573097
1,3-Dichloropropane	U		0.283	1.00	1	08/05/2025 12:38	WG2573097
cis-1,3-Dichloropropene	U		0.348	1.00	1	08/05/2025 12:38	WG2573097
trans-1,3-Dichloropropene	U		0.313	1.00	1	08/05/2025 12:38	WG2573097
2,2-Dichloropropane	U		0.463	1.00	1	08/05/2025 12:38	WG2573097
Di-isopropyl ether	U		0.105	1.00	1	08/05/2025 12:38	WG2573097
Ethylbenzene	U		0.234	1.00	1	08/05/2025 12:38	WG2573097
Hexachloro-1,3-butadiene	U		0.650	2.00	1	08/05/2025 12:38	WG2573097
Isopropylbenzene	U		0.105	1.00	1	08/05/2025 12:38	WG2573097
p-Isopropyltoluene	U		0.345	1.00	1	08/05/2025 12:38	WG2573097
2-Butanone (MEK)	U		9.00	20.0	1	08/05/2025 12:38	WG2573097
Methylene Chloride	U		1.48	5.00	1	08/05/2025 12:38	WG2573097
4-Methyl-2-pentanone (MIBK)	U		7.52	20.0	1	08/05/2025 12:38	WG2573097
Methyl tert-butyl ether	U		0.357	1.00	1	08/05/2025 12:38	WG2573097
Naphthalene	U		2.64	5.00	1	08/05/2025 12:38	WG2573097
n-Propylbenzene	U		0.239	1.00	1	08/05/2025 12:38	WG2573097
Styrene	U		0.342	1.00	1	08/05/2025 12:38	WG2573097
1,1,1,2-Tetrachloroethane	U		0.381	1.00	1	08/05/2025 12:38	WG2573097
1,1,2,2-Tetrachloroethane	U		0.354	1.00	1	08/05/2025 12:38	WG2573097
1,1,2-Trichlorotrifluoroethane	U		0.643	1.00	1	08/05/2025 12:38	WG2573097
Tetrachloroethene	U		0.358	1.00	1	08/05/2025 12:38	WG2573097
Toluene	U		0.274	1.00	1	08/05/2025 12:38	WG2573097
1,2,3-Trichlorobenzene	U		0.935	1.00	1	08/05/2025 12:38	WG2573097
1,2,4-Trichlorobenzene	U		0.691	2.00	1	08/05/2025 12:38	WG2573097

1 Cp  
2 Tc  
3 Ss  
4 Cn  
5 Sr  
6 Qc  
7 Gl  
8 Al  
9 Sc

TRIP BLANK 2

SAMPLE RESULTS - 26

Collected date/time: 07/31/25 15:51

L1884546

Volatile Organic Compounds (GC/MS) by Method 8260D

Analyte	Result ug/l	Qualifier	MDL ug/l	RDL ug/l	Dilution	Analysis date / time	Batch
1,1,1-Trichloroethane	U		0.336	1.00	1	08/05/2025 12:38	<a href="#">WG2573097</a>
1,1,2-Trichloroethane	U		0.375	1.00	1	08/05/2025 12:38	<a href="#">WG2573097</a>
Trichloroethene	U	<u>C3</u>	0.383	1.00	1	08/05/2025 12:38	<a href="#">WG2573097</a>
Trichlorofluoromethane	U		3.04	5.00	1	08/05/2025 12:38	<a href="#">WG2573097</a>
1,2,3-Trichloropropane	U		0.602	2.50	1	08/05/2025 12:38	<a href="#">WG2573097</a>
1,2,4-Trimethylbenzene	U		0.274	2.00	1	08/05/2025 12:38	<a href="#">WG2573097</a>
1,2,3-Trimethylbenzene	U		0.339	1.00	1	08/05/2025 12:38	<a href="#">WG2573097</a>
1,3,5-Trimethylbenzene	U		0.266	1.00	1	08/05/2025 12:38	<a href="#">WG2573097</a>
Vinyl chloride	U		0.458	1.00	1	08/05/2025 12:38	<a href="#">WG2573097</a>
Xylenes, Total	U		0.319	3.00	1	08/05/2025 12:38	<a href="#">WG2573097</a>
(S) Toluene-d8	103			80.0-120		08/05/2025 12:38	<a href="#">WG2573097</a>
(S) 4-Bromofluorobenzene	97.1			77.0-126		08/05/2025 12:38	<a href="#">WG2573097</a>
(S) 1,2-Dichloroethane-d4	102			70.0-130		08/05/2025 12:38	<a href="#">WG2573097</a>

- 1 Cp
- 2 Tc
- 3 Ss
- 4 Cn
- 5 Sr
- 6 Qc
- 7 Gl
- 8 Al
- 9 Sc

Method Blank (MB)

(MB) R4256295-1 08/08/25 15:29

Analyte	MB Result %	MB Qualifier	MB MDL %	MB RDL %
Total Solids	0.000			

<sup>1</sup>Cp

<sup>2</sup>Tc

<sup>3</sup>Ss

L1884543-07 Original Sample (OS) • Duplicate (DUP)

(OS) L1884543-07 08/08/25 15:29 • (DUP) R4256295-3 08/08/25 15:29

Analyte	Original Result %	DUP Result %	Dilution	DUP RPD %	DUP Qualifier	DUP RPD Limits
Total Solids	81.4	82.5	1	1.25		10

<sup>4</sup>Cn

<sup>5</sup>Sr

Laboratory Control Sample (LCS)

(LCS) R4256295-2 08/08/25 15:29

Analyte	Spike Amount %	LCS Result %	LCS Rec. %	Rec. Limits %	LCS Qualifier
Total Solids	50.0	50.0	100	90.0-110	

<sup>6</sup>Qc

<sup>7</sup>Gl

<sup>8</sup>Al

<sup>9</sup>Sc

Method Blank (MB)

(MB) R4256293-1 08/08/25 15:17

Analyte	MB Result	MB Qualifier	MB MDL	MB RDL
	%		%	%
Total Solids	0.000			

1 Cp

2 Tc

3 Ss

L1884546-08 Original Sample (OS) • Duplicate (DUP)

(OS) L1884546-08 08/08/25 15:17 • (DUP) R4256293-3 08/08/25 15:17

Analyte	Original Result	DUP Result	Dilution	DUP RPD	DUP Qualifier	DUP RPD Limits
	%	%		%		%
Total Solids	91.2	89.3	1	2.03		10

4 Cn

5 Sr

6 Qc

Laboratory Control Sample (LCS)

(LCS) R4256293-2 08/08/25 15:17

Analyte	Spike Amount	LCS Result	LCS Rec.	Rec. Limits	LCS Qualifier
	%	%	%	%	
Total Solids	50.0	50.0	100	90.0-110	

7 Gl

8 Al

9 Sc

Method Blank (MB)

(MB) R4256292-1 08/08/25 15:04

Analyte	MB Result	MB Qualifier	MB MDL	MB RDL
	%		%	%
Total Solids	0.00100			

1 Cp

2 Tc

3 Ss

L1884546-19 Original Sample (OS) • Duplicate (DUP)

(OS) L1884546-19 08/08/25 15:04 • (DUP) R4256292-3 08/08/25 15:04

Analyte	Original Result	DUP Result	Dilution	DUP RPD	DUP Qualifier	DUP RPD Limits
	%	%		%		%
Total Solids	92.5	93.3	1	0.856		10

4 Cn

5 Sr

Laboratory Control Sample (LCS)

(LCS) R4256292-2 08/08/25 15:04

Analyte	Spike Amount	LCS Result	LCS Rec.	Rec. Limits	LCS Qualifier
	%	%	%	%	
Total Solids	50.0	50.0	100	90.0-110	

6 Qc

7 Gl

8 Al

9 Sc

Method Blank (MB)

(MB) R4256517-1 08/09/25 10:23

Analyte	MB Result	MB Qualifier	MB MDL	MB RDL
	%		%	%
Total Solids	0.000			

1 Cp

2 Tc

3 Ss

L1884562-02 Original Sample (OS) • Duplicate (DUP)

(OS) L1884562-02 08/09/25 10:23 • (DUP) R4256517-3 08/09/25 10:23

Analyte	Original Result	DUP Result	Dilution	DUP RPD	DUP Qualifier	DUP RPD Limits
	%	%		%		%
Total Solids	73.7	74.1	1	0.492		10

4 Cn

5 Sr

Laboratory Control Sample (LCS)

(LCS) R4256517-2 08/09/25 10:23

Analyte	Spike Amount	LCS Result	LCS Rec.	Rec. Limits	LCS Qualifier
	%	%	%	%	
Total Solids	50.0	50.0	100	90.0-110	

6 Qc

7 Gl

8 Al

9 Sc

Method Blank (MB)

(MB) R4256938-1 08/11/25 11:40

Analyte	MB Result	MB Qualifier	MB MDL	MB RDL
Mercury	U		0.0206	0.0400

Laboratory Control Sample (LCS)

(LCS) R4256938-2 08/11/25 11:43

Analyte	Spike Amount	LCS Result	LCS Rec.	Rec. Limits	LCS Qualifier
Mercury	0.500	0.426	85.2	80.0-120	

L1884523-01 Original Sample (OS) • Matrix Spike (MS) • Matrix Spike Duplicate (MSD)

(OS) L1884523-01 08/11/25 11:45 • (MS) R4256938-4 08/11/25 11:50 • (MSD) R4256938-5 08/11/25 11:53

Analyte	Spike Amount (dry)	Original Result (dry)	MS Result (dry)	MSD Result (dry)	MS Rec.	MSD Rec.	Dilution	Rec. Limits	MS Qualifier	MSD Qualifier	RPD	RPD Limits
Mercury	0.560	U	0.582	0.594	104	106	1	75.0-125			1.97	20

1 Cp

2 Tc

3 Ss

4 Cn

5 Sr

6 Qc

7 Gl

8 Al

9 Sc

Method Blank (MB)

(MB) R4256956-1 08/11/25 12:56

Analyte	MB Result	MB Qualifier	MB MDL	MB RDL
Mercury	U		0.0206	0.0400

1 Cp

2 Tc

3 Ss

Laboratory Control Sample (LCS)

(LCS) R4256956-2 08/11/25 12:58

Analyte	Spike Amount	LCS Result	LCS Rec.	Rec. Limits	LCS Qualifier
Mercury	0.500	0.455	91.0	80.0-120	

4 Cn

5 Sr

L1885171-01 Original Sample (OS) • Matrix Spike (MS) • Matrix Spike Duplicate (MSD)

(OS) L1885171-01 08/11/25 13:01 • (MS) R4256956-4 08/11/25 13:15 • (MSD) R4256956-5 08/11/25 13:18

Analyte	Spike Amount (dry)	Original Result (dry)	MS Result (dry)	MSD Result (dry)	MS Rec.	MSD Rec.	Dilution	Rec. Limits	MS Qualifier	MSD Qualifier	RPD	RPD Limits
Mercury	0.573	U	0.572	0.573	99.8	99.9	1	75.0-125			0.153	20

6 Qc

7 Gl

8 Al

9 Sc

Method Blank (MB)

(MB) R4256767-1 08/10/25 20:48

Analyte	MB Result	MB Qualifier	MB MDL	MB RDL
Mercury	U		0.0206	0.0400

1 Cp

2 Tc

3 Ss

Laboratory Control Sample (LCS)

(LCS) R4256767-2 08/10/25 20:51

Analyte	Spike Amount	LCS Result	LCS Rec.	Rec. Limits	LCS Qualifier
Mercury	0.500	0.465	93.0	80.0-120	

4 Cn

5 Sr

L1884557-04 Original Sample (OS) • Matrix Spike (MS) • Matrix Spike Duplicate (MSD)

(OS) L1884557-04 08/10/25 20:53 • (MS) R4256767-4 08/10/25 20:59 • (MSD) R4256767-5 08/10/25 21:01

Analyte	Spike Amount (dry)	Original Result (dry)	MS Result (dry)	MSD Result (dry)	MS Rec.	MSD Rec.	Dilution	Rec. Limits	MS Qualifier	MSD Qualifier	RPD	RPD Limits
Mercury	0.553	0.805	1.33	1.19	94.5	70.4	1	75.0-125		J6	10.6	20

6 Qc

7 Gl

8 Al

9 Sc

Method Blank (MB)

(MB) R4260438-1 08/18/25 23:14

Analyte	MB Result mg/kg	MB Qualifier	MB MDL mg/kg	MB RDL mg/kg
Antimony	U		0.166	3.00
Arsenic	U		0.100	1.00
Beryllium	U		0.138	2.50
Cadmium	U		0.0855	1.00
Chromium	U		0.297	5.00
Copper	U		0.133	5.00
Lead	U		0.0990	2.00
Manganese	U		0.269	2.50
Nickel	U		0.197	2.50
Selenium	U		0.180	2.50
Silver	U		0.0865	0.500
Titanium	U		0.735	5.00
Zinc	0.764	↓	0.740	25.0

<sup>1</sup>Cp

<sup>2</sup>Tc

<sup>3</sup>Ss

<sup>4</sup>Cn

<sup>5</sup>Sr

<sup>6</sup>Qc

<sup>7</sup>Gl

<sup>8</sup>Al

<sup>9</sup>Sc

Laboratory Control Sample (LCS)

(LCS) R4260438-2 08/18/25 23:18

Analyte	Spike Amount mg/kg	LCS Result mg/kg	LCS Rec. %	Rec. Limits %	LCS Qualifier
Antimony	100	108	108	80.0-120	
Arsenic	100	99.9	99.9	80.0-120	
Beryllium	100	104	104	80.0-120	
Cadmium	100	103	103	80.0-120	
Chromium	100	101	101	80.0-120	
Copper	100	101	101	80.0-120	
Lead	100	98.8	98.8	80.0-120	
Manganese	100	99.8	99.8	80.0-120	
Nickel	100	104	104	80.0-120	
Selenium	100	96.5	96.5	80.0-120	
Silver	20.0	21.0	105	80.0-120	
Titanium	100	105	105	80.0-120	
Zinc	100	102	102	80.0-120	

L1884546-08 Original Sample (OS) • Matrix Spike (MS) • Matrix Spike Duplicate (MSD)

(OS) L1884546-08 08/18/25 23:21 • (MS) R4260438-5 08/18/25 23:30 • (MSD) R4260438-6 08/18/25 23:33

Analyte	Spike Amount (dry) mg/kg	Original Result (dry) mg/kg	MS Result (dry) mg/kg	MSD Result (dry) mg/kg	MS Rec. %	MSD Rec. %	Dilution	Rec. Limits %	MS Qualifier	MSD Qualifier	RPD %	RPD Limits %
Antimony	110	U	89.7	80.2	81.8	73.1	5	75.0-125		J6	11.1	20
Arsenic	110	2.86	113	104	100	92.0	5	75.0-125			8.20	20
Beryllium	110	0.542	112	101	102	91.2	5	75.0-125			11.1	20
Cadmium	110	0.101	115	105	105	96.0	5	75.0-125			8.76	20
Chromium	110	14.4	126	121	101	97.5	5	75.0-125			3.33	20
Copper	110	30.3	140	136	100	96.1	5	75.0-125			3.31	20
Lead	110	3.71	110	103	97.1	90.6	5	75.0-125			6.74	20
Manganese	110	455	639	614	168	145	5	75.0-125	V	V	4.07	20
Nickel	110	20.4	134	125	104	95.3	5	75.0-125			6.99	20
Selenium	110	0.376	109	101	98.7	91.5	5	75.0-125			7.55	20
Silver	21.9	U	23.3	21.5	106	98.0	5	75.0-125			8.11	20
Titanium	110	4160	4330	4140	153	0.000	5	75.0-125	V	V	4.31	20
Zinc	110	65.2	177	167	102	93.0	5	75.0-125			5.42	20

1 Cp

2 Tc

3 Ss

4 Cn

5 Sr

6 Qc

7 Gl

8 Al

9 Sc

Method Blank (MB)

(MB) R4260324-1 08/18/25 17:39

Analyte	MB Result mg/kg	MB Qualifier	MB MDL mg/kg	MB RDL mg/kg
Antimony	U		0.166	3.00
Arsenic	U		0.100	1.00
Beryllium	U		0.138	2.50
Cadmium	U		0.0855	1.00
Chromium	U		0.297	5.00
Copper	U		0.133	5.00
Lead	U		0.0990	2.00
Manganese	U		0.269	2.50
Nickel	U		0.197	2.50
Selenium	U		0.180	2.50
Silver	U		0.0865	0.500
Titanium	U		0.735	5.00
Zinc	0.913	↓	0.740	25.0

<sup>1</sup>Cp

<sup>2</sup>Tc

<sup>3</sup>Ss

<sup>4</sup>Cn

<sup>5</sup>Sr

<sup>6</sup>Qc

<sup>7</sup>Gl

<sup>8</sup>Al

<sup>9</sup>Sc

Laboratory Control Sample (LCS)

(LCS) R4260324-2 08/18/25 17:42

Analyte	Spike Amount mg/kg	LCS Result mg/kg	LCS Rec. %	Rec. Limits %	LCS Qualifier
Antimony	100	109	109	80.0-120	
Arsenic	100	106	106	80.0-120	
Beryllium	100	91.3	91.3	80.0-120	
Cadmium	100	109	109	80.0-120	
Chromium	100	106	106	80.0-120	
Copper	100	105	105	80.0-120	
Lead	100	101	101	80.0-120	
Manganese	100	106	106	80.0-120	
Nickel	100	109	109	80.0-120	
Selenium	100	101	101	80.0-120	
Silver	20.0	21.4	107	80.0-120	
Titanium	100	106	106	80.0-120	
Zinc	100	106	106	80.0-120	

L1885461-07 Original Sample (OS) • Matrix Spike (MS) • Matrix Spike Duplicate (MSD)

(OS) L1885461-07 08/18/25 17:45 • (MS) R4260324-5 08/18/25 17:54 • (MSD) R4260324-6 08/18/25 17:57

Analyte	Spike Amount mg/kg	Original Result mg/kg	MS Result mg/kg	MSD Result mg/kg	MS Rec. %	MSD Rec. %	Dilution	Rec. Limits %	MS Qualifier	MSD Qualifier	RPD %	RPD Limits %
Antimony	100	U	102	88.7	102	88.7	5	75.0-125			14.4	20
Arsenic	100	1.13	103	93.3	102	92.2	5	75.0-125			10.3	20
Beryllium	100	0.215	88.5	80.0	88.3	79.7	5	75.0-125			10.1	20
Cadmium	100	U	106	96.0	106	96.0	5	75.0-125			9.93	20
Chromium	100	4.63	109	98.7	105	94.1	5	75.0-125			10.3	20
Copper	100	U	104	92.7	101	89.7	5	75.0-125			11.6	20
Lead	100	U	104	91.9	100	88.4	5	75.0-125			12.4	20
Manganese	100	92.8	205	198	112	106	5	75.0-125			3.32	20
Nickel	100	U	109	98.6	106	95.7	5	75.0-125			9.67	20
Selenium	100	0.285	104	91.0	103	90.7	5	75.0-125			12.9	20
Silver	20.0	U	22.0	19.2	110	95.8	5	75.0-125			13.9	20
Titanium	100	142	265	261	123	119	5	75.0-125			1.73	20
Zinc	100	U	117	108	104	94.8	5	75.0-125			8.27	20

<sup>1</sup> Cp

<sup>2</sup> Tc

<sup>3</sup> Ss

<sup>4</sup> Cn

<sup>5</sup> Sr

<sup>6</sup> Qc

<sup>7</sup> Gl

<sup>8</sup> Al

<sup>9</sup> Sc

Method Blank (MB)

(MB) R4256949-2 08/05/25 23:03

Analyte	MB Result mg/kg	MB Qualifier	MB MDL mg/kg	MB RDL mg/kg
Gasoline Range Organics-NWTPH	U		1.35	2.50
(S) a,a,a-Trifluorotoluene(FID)	102			77.0-120

Laboratory Control Sample (LCS)

(LCS) R4256949-1 08/05/25 22:05

Analyte	Spike Amount mg/kg	LCS Result mg/kg	LCS Rec. %	Rec. Limits %	LCS Qualifier
Gasoline Range Organics-NWTPH	5.00	5.11	102	71.0-124	
(S) a,a,a-Trifluorotoluene(FID)			109	77.0-120	

L1884546-15 Original Sample (OS) • Matrix Spike (MS) • Matrix Spike Duplicate (MSD)

(OS) L1884546-15 08/06/25 06:21 • (MS) R4256949-3 08/06/25 07:06 • (MSD) R4256949-4 08/06/25 07:29

Analyte	Spike Amount (dry) mg/kg	Original Result (dry) mg/kg	MS Result (dry) mg/kg	MSD Result (dry) mg/kg	MS Rec. %	MSD Rec. %	Dilution	Rec. Limits %	MS Qualifier	MSD Qualifier	RPD %	RPD Limits %
Gasoline Range Organics-NWTPH	162	U	153	203	94.4	125	28.5	50.0-150		J3	28.0	27
(S) a,a,a-Trifluorotoluene(FID)					106	106		77.0-120				

1 Cp

2 Tc

3 Ss

4 Cn

5 Sr

6 Qc

7 Gl

8 Al

9 Sc

Method Blank (MB)

(MB) R4256848-2 08/06/25 09:51

Analyte	MB Result mg/kg	MB Qualifier	MB MDL mg/kg	MB RDL mg/kg
Gasoline Range Organics-NWTPH	U		1.35	2.50
(S) a,a,a-Trifluorotoluene(FID)	97.6			77.0-120

Laboratory Control Sample (LCS)

(LCS) R4256848-1 08/06/25 09:12

Analyte	Spike Amount mg/kg	LCS Result mg/kg	LCS Rec. %	Rec. Limits %	LCS Qualifier
Gasoline Range Organics-NWTPH	5.00	4.13	82.6	71.0-124	
(S) a,a,a-Trifluorotoluene(FID)			103	77.0-120	

L1884560-12 Original Sample (OS) • Matrix Spike (MS) • Matrix Spike Duplicate (MSD)

(OS) L1884560-12 08/06/25 17:03 • (MS) R4256848-3 08/06/25 17:42 • (MSD) R4256848-4 08/06/25 18:01

Analyte	Spike Amount mg/kg	Original Result mg/kg	MS Result mg/kg	MSD Result mg/kg	MS Rec. %	MSD Rec. %	Dilution	Rec. Limits %	MS Qualifier	MSD Qualifier	RPD %	RPD Limits %
Gasoline Range Organics-NWTPH	125	U	106	113	84.8	90.4	25	50.0-150			6.39	27
(S) a,a,a-Trifluorotoluene(FID)					104	105		77.0-120				

1 Cp

2 Tc

3 Ss

4 Cn

5 Sr

6 Qc

7 Gl

8 Al

9 Sc

Method Blank (MB)

(MB) R4255633-3 08/05/25 05:34

Analyte	MB Result ug/l	MB Qualifier	MB MDL ug/l	MB RDL ug/l
Acetone	U		46.9	50.0
Acrolein	U		25.0	50.0
Acrylonitrile	U		8.09	10.0
Benzene	U		0.320	1.00
Bromobenzene	U		0.277	1.00
Bromodichloromethane	U		0.371	1.00
Bromoform	U		0.548	1.00
Bromomethane	U		4.85	5.00
n-Butylbenzene	U		0.516	1.00
sec-Butylbenzene	U		0.355	1.00
tert-Butylbenzene	U		0.314	1.00
Carbon tetrachloride	U		0.360	1.00
Chlorobenzene	U		0.266	1.00
Chlorodibromomethane	U		0.398	1.00
Chloroethane	U		2.79	5.00
Chloroform	U		1.28	5.00
Chloromethane	U		1.70	5.00
2-Chlorotoluene	U		0.273	1.00
4-Chlorotoluene	U		0.256	1.00
1,2-Dibromo-3-Chloropropane	U		1.25	5.00
1,2-Dibromoethane	U		0.341	1.00
Dibromomethane	U		0.422	1.00
1,2-Dichlorobenzene	U		0.304	1.00
1,3-Dichlorobenzene	U		0.282	1.00
1,4-Dichlorobenzene	U		0.277	1.00
Dichlorodifluoromethane	U		2.41	5.00
1,1-Dichloroethane	U		0.389	1.00
1,2-Dichloroethane	U		0.395	1.00
1,1-Dichloroethene	U		0.422	1.00
cis-1,2-Dichloroethene	U		0.323	1.00
trans-1,2-Dichloroethene	U		0.348	1.00
1,2-Dichloropropane	U		0.427	1.00
1,1-Dichloropropene	U		0.359	1.00
1,3-Dichloropropane	U		0.283	1.00
cis-1,3-Dichloropropene	U		0.348	1.00
trans-1,3-Dichloropropene	U		0.313	1.00
2,2-Dichloropropane	U		0.463	1.00
Di-isopropyl ether	U		0.105	1.00
Ethylbenzene	U		0.234	1.00
Hexachloro-1,3-butadiene	U		0.650	2.00

<sup>1</sup>Cp

<sup>2</sup>Tc

<sup>3</sup>Ss

<sup>4</sup>Cn

<sup>5</sup>Sr

<sup>6</sup>Qc

<sup>7</sup>Gl

<sup>8</sup>Al

<sup>9</sup>Sc

Method Blank (MB)

(MB) R4255633-3 08/05/25 05:34

Analyte	MB Result	MB Qualifier	MB MDL	MB RDL
	ug/l		ug/l	ug/l
Isopropylbenzene	U		0.105	1.00
p-Isopropyltoluene	U		0.345	1.00
2-Butanone (MEK)	U		9.00	20.0
Methylene Chloride	U		1.48	5.00
4-Methyl-2-pentanone (MIBK)	U		7.52	20.0
Methyl tert-butyl ether	U		0.357	1.00
Naphthalene	U		2.64	5.00
n-Propylbenzene	U		0.239	1.00
Styrene	U		0.342	1.00
1,1,1,2-Tetrachloroethane	U		0.381	1.00
1,1,2,2-Tetrachloroethane	U		0.354	1.00
1,1,2-Trichlorotrifluoroethane	U		0.643	1.00
Tetrachloroethene	U		0.358	1.00
Toluene	U		0.274	1.00
1,2,3-Trichlorobenzene	U		0.935	1.00
1,2,4-Trichlorobenzene	U		0.691	2.00
1,1,1-Trichloroethane	U		0.336	1.00
1,1,2-Trichloroethane	U		0.375	1.00
Trichloroethene	U		0.383	1.00
Trichlorofluoromethane	U		3.04	5.00
1,2,3-Trichloropropane	U		0.602	2.50
1,2,4-Trimethylbenzene	U		0.274	2.00
1,2,3-Trimethylbenzene	U		0.339	1.00
1,3,5-Trimethylbenzene	U		0.266	1.00
Vinyl chloride	U		0.458	1.00
Xylenes, Total	U		0.319	3.00
(S) Toluene-d8	97.1			80.0-120
(S) 4-Bromofluorobenzene	103			77.0-126
(S) 1,2-Dichloroethane-d4	107			70.0-130

<sup>1</sup>Cp

<sup>2</sup>Tc

<sup>3</sup>Ss

<sup>4</sup>Cn

<sup>5</sup>Sr

<sup>6</sup>Qc

<sup>7</sup>Gl

<sup>8</sup>Al

<sup>9</sup>Sc

Laboratory Control Sample (LCS) • Laboratory Control Sample Duplicate (LCSD)

(LCS) R4255633-1 08/05/25 04:37 • (LCSD) R4255633-2 08/05/25 04:56

Analyte	Spike Amount	LCS Result	LCSD Result	LCS Rec.	LCSD Rec.	Rec. Limits	LCS Qualifier	LCSD Qualifier	RPD	RPD Limits
	ug/l	ug/l	ug/l	%	%	%			%	%
Acetone	125	221	212	177	170	19.0-160	J4	J4	4.16	27
Acrolein	125	79.6	68.8	63.7	55.0	10.0-160			14.6	26
Acrylonitrile	125	190	169	152	135	55.0-149	J4		11.7	20
Benzene	25.0	23.7	23.9	94.8	95.6	70.0-123			0.840	20

Laboratory Control Sample (LCS) • Laboratory Control Sample Duplicate (LCSD)

(LCS) R4255633-1 08/05/25 04:37 • (LCSD) R4255633-2 08/05/25 04:56

Analyte	Spike Amount ug/l	LCS Result ug/l	LCSD Result ug/l	LCS Rec. %	LCSD Rec. %	Rec. Limits %	LCS Qualifier	LCSD Qualifier	RPD %	RPD Limits %
Bromobenzene	25.0	24.7	25.5	98.8	102	73.0-121			3.19	20
Bromodichloromethane	25.0	24.6	24.1	98.4	96.4	75.0-120			2.05	20
Bromoform	25.0	20.2	19.3	80.8	77.2	68.0-132			4.56	20
Bromomethane	25.0	27.5	26.2	110	105	10.0-160			4.84	25
n-Butylbenzene	25.0	23.5	24.1	94.0	96.4	73.0-125			2.52	20
sec-Butylbenzene	25.0	24.4	25.2	97.6	101	75.0-125			3.23	20
tert-Butylbenzene	25.0	24.2	24.7	96.8	98.8	76.0-124			2.04	20
Carbon tetrachloride	25.0	27.0	26.0	108	104	68.0-126			3.77	20
Chlorobenzene	25.0	23.1	23.5	92.4	94.0	80.0-121			1.72	20
Chlorodibromomethane	25.0	23.9	23.8	95.6	95.2	77.0-125			0.419	20
Chloroethane	25.0	24.7	23.6	98.8	94.4	47.0-150			4.55	20
Chloroform	25.0	23.6	23.0	94.4	92.0	73.0-120			2.58	20
Chloromethane	25.0	26.3	25.0	105	100	41.0-142			5.07	20
2-Chlorotoluene	25.0	24.3	25.1	97.2	100	76.0-123			3.24	20
4-Chlorotoluene	25.0	24.5	25.3	98.0	101	75.0-122			3.21	20
1,2-Dibromo-3-Chloropropane	25.0	24.9	24.1	99.6	96.4	58.0-134			3.27	20
1,2-Dibromoethane	25.0	24.1	24.3	96.4	97.2	80.0-122			0.826	20
Dibromomethane	25.0	25.4	24.9	102	99.6	80.0-120			1.99	20
1,2-Dichlorobenzene	25.0	23.2	23.5	92.8	94.0	79.0-121			1.28	20
1,3-Dichlorobenzene	25.0	22.6	23.3	90.4	93.2	79.0-120			3.05	20
1,4-Dichlorobenzene	25.0	21.9	22.5	87.6	90.0	79.0-120			2.70	20
Dichlorodifluoromethane	25.0	21.9	21.5	87.6	86.0	51.0-149			1.84	20
1,1-Dichloroethane	25.0	25.5	24.6	102	98.4	70.0-126			3.59	20
1,2-Dichloroethane	25.0	24.3	23.9	97.2	95.6	70.0-128			1.66	20
1,1-Dichloroethene	25.0	22.9	22.4	91.6	89.6	71.0-124			2.21	20
cis-1,2-Dichloroethene	25.0	24.2	23.8	96.8	95.2	73.0-120			1.67	20
trans-1,2-Dichloroethene	25.0	24.8	23.5	99.2	94.0	73.0-120			5.38	20
1,2-Dichloropropane	25.0	25.8	26.8	103	107	77.0-125			3.80	20
1,1-Dichloropropene	25.0	24.6	25.1	98.4	100	74.0-126			2.01	20
1,3-Dichloropropane	25.0	24.7	26.3	98.8	105	80.0-120			6.27	20
cis-1,3-Dichloropropene	25.0	23.8	24.6	95.2	98.4	80.0-123			3.31	20
trans-1,3-Dichloropropene	25.0	22.6	24.1	90.4	96.4	78.0-124			6.42	20
2,2-Dichloropropane	25.0	29.7	28.7	119	115	58.0-130			3.42	20
Di-isopropyl ether	25.0	26.6	26.0	106	104	58.0-138			2.28	20
Ethylbenzene	25.0	23.1	23.6	92.4	94.4	79.0-123			2.14	20
Hexachloro-1,3-butadiene	25.0	21.0	20.5	84.0	82.0	54.0-138			2.41	20
Isopropylbenzene	25.0	23.9	23.5	95.6	94.0	76.0-127			1.69	20
p-Isopropyltoluene	25.0	24.1	24.8	96.4	99.2	76.0-125			2.86	20
2-Butanone (MEK)	125	153	158	122	126	44.0-160			3.22	20
Methylene Chloride	25.0	24.0	22.9	96.0	91.6	67.0-120			4.69	20

1 Cp

2 Tc

3 Ss

4 Cn

5 Sr

6 Qc

7 Gl

8 Al

9 Sc

Laboratory Control Sample (LCS) • Laboratory Control Sample Duplicate (LCSD)

(LCS) R4255633-1 08/05/25 04:37 • (LCSD) R4255633-2 08/05/25 04:56

Analyte	Spike Amount ug/l	LCS Result ug/l	LCSD Result ug/l	LCS Rec. %	LCSD Rec. %	Rec. Limits %	<u>LCS Qualifier</u>	<u>LCSD Qualifier</u>	RPD %	RPD Limits %
4-Methyl-2-pentanone (MIBK)	125	152	156	122	125	68.0-142			2.60	20
Methyl tert-butyl ether	25.0	26.7	25.1	107	100	68.0-125			6.18	20
Naphthalene	25.0	20.5	19.8	82.0	79.2	54.0-135			3.47	20
n-Propylbenzene	25.0	25.1	26.1	100	104	77.0-124			3.91	20
Styrene	25.0	24.8	24.7	99.2	98.8	73.0-130			0.404	20
1,1,1,2-Tetrachloroethane	25.0	24.9	24.3	99.6	97.2	75.0-125			2.44	20
1,1,2,2-Tetrachloroethane	25.0	28.0	27.5	112	110	65.0-130			1.80	20
1,1,2-Trichlorotrifluoroethane	25.0	24.0	22.7	96.0	90.8	69.0-132			5.57	20
Tetrachloroethene	25.0	21.4	22.4	85.6	89.6	72.0-132			4.57	20
Toluene	25.0	22.6	23.6	90.4	94.4	79.0-120			4.33	20
1,2,3-Trichlorobenzene	25.0	20.0	18.8	80.0	75.2	50.0-138			6.19	20
1,2,4-Trichlorobenzene	25.0	20.8	20.5	83.2	82.0	57.0-137			1.45	20
1,1,1-Trichloroethane	25.0	26.6	25.9	106	104	73.0-124			2.67	20
1,1,2-Trichloroethane	25.0	23.6	24.2	94.4	96.8	80.0-120			2.51	20
Trichloroethene	25.0	23.0	23.6	92.0	94.4	78.0-124			2.58	20
Trichlorofluoromethane	25.0	23.7	22.6	94.8	90.4	59.0-147			4.75	20
1,2,3-Trichloropropane	25.0	27.4	27.7	110	111	73.0-130			1.09	20
1,2,4-Trimethylbenzene	25.0	24.4	25.0	97.6	100	76.0-121			2.43	20
1,2,3-Trimethylbenzene	25.0	24.1	24.5	96.4	98.0	77.0-120			1.65	20
1,3,5-Trimethylbenzene	25.0	24.3	24.9	97.2	99.6	76.0-122			2.44	20
Vinyl chloride	25.0	26.0	24.8	104	99.2	67.0-131			4.72	20
Xylenes, Total	75.0	71.5	71.9	95.3	95.9	79.0-123			0.558	20
(S) Toluene-d8				95.4	102	80.0-120				
(S) 4-Bromofluorobenzene				102	98.3	77.0-126				
(S) 1,2-Dichloroethane-d4				103	114	70.0-130				

1 Cp

2 Tc

3 Ss

4 Cn

5 Sr

6 Qc

7 Gl

8 Al

9 Sc

Method Blank (MB)

(MB) R4257359-3 08/05/25 10:42

Analyte	MB Result ug/l	MB Qualifier	MB MDL ug/l	MB RDL ug/l
Acetone	U		46.9	50.0
Acrolein	U		25.0	50.0
Acrylonitrile	U		8.09	10.0
Benzene	U		0.320	1.00
Bromobenzene	U		0.277	1.00
Bromodichloromethane	U		0.371	1.00
Bromoform	U		0.548	1.00
Bromomethane	U		4.85	5.00
n-Butylbenzene	U		0.516	1.00
sec-Butylbenzene	U		0.355	1.00
tert-Butylbenzene	U		0.314	1.00
Carbon tetrachloride	U		0.360	1.00
Chlorobenzene	U		0.266	1.00
Chlorodibromomethane	U		0.398	1.00
Chloroethane	U		2.79	5.00
Chloroform	U		1.28	5.00
Chloromethane	U		1.70	5.00
2-Chlorotoluene	U		0.273	1.00
4-Chlorotoluene	U		0.256	1.00
1,2-Dibromo-3-Chloropropane	U		1.25	5.00
1,2-Dibromoethane	U		0.341	1.00
Dibromomethane	U		0.422	1.00
1,2-Dichlorobenzene	U		0.304	1.00
1,3-Dichlorobenzene	U		0.282	1.00
1,4-Dichlorobenzene	U		0.277	1.00
Dichlorodifluoromethane	U		2.41	5.00
1,1-Dichloroethane	U		0.389	1.00
1,2-Dichloroethane	U		0.395	1.00
1,1-Dichloroethene	U		0.422	1.00
cis-1,2-Dichloroethene	U		0.323	1.00
trans-1,2-Dichloroethene	U		0.348	1.00
1,2-Dichloropropane	U		0.427	1.00
1,1-Dichloropropene	U		0.359	1.00
1,3-Dichloropropane	U		0.283	1.00
cis-1,3-Dichloropropene	U		0.348	1.00
trans-1,3-Dichloropropene	U		0.313	1.00
2,2-Dichloropropane	U		0.463	1.00
Di-isopropyl ether	U		0.105	1.00
Ethylbenzene	U		0.234	1.00
Hexachloro-1,3-butadiene	U		0.650	2.00

<sup>1</sup>Cp

<sup>2</sup>Tc

<sup>3</sup>Ss

<sup>4</sup>Cn

<sup>5</sup>Sr

<sup>6</sup>Qc

<sup>7</sup>Gl

<sup>8</sup>Al

<sup>9</sup>Sc

Method Blank (MB)

(MB) R4257359-3 08/05/25 10:42

Analyte	MB Result	MB Qualifier	MB MDL	MB RDL
	ug/l		ug/l	ug/l
Isopropylbenzene	U		0.105	1.00
p-Isopropyltoluene	U		0.345	1.00
2-Butanone (MEK)	U		9.00	20.0
Methylene Chloride	U		1.48	5.00
4-Methyl-2-pentanone (MIBK)	U		7.52	20.0
Methyl tert-butyl ether	U		0.357	1.00
Naphthalene	U		2.64	5.00
n-Propylbenzene	U		0.239	1.00
Styrene	U		0.342	1.00
1,1,1,2-Tetrachloroethane	U		0.381	1.00
1,1,2,2-Tetrachloroethane	U		0.354	1.00
1,1,2-Trichlorotrifluoroethane	U		0.643	1.00
Tetrachloroethene	U		0.358	1.00
Toluene	U		0.274	1.00
1,2,3-Trichlorobenzene	U		0.935	1.00
1,2,4-Trichlorobenzene	U		0.691	2.00
1,1,1-Trichloroethane	U		0.336	1.00
1,1,2-Trichloroethane	U		0.375	1.00
Trichloroethene	U		0.383	1.00
Trichlorofluoromethane	U		3.04	5.00
1,2,3-Trichloropropane	U		0.602	2.50
1,2,4-Trimethylbenzene	U		0.274	2.00
1,2,3-Trimethylbenzene	U		0.339	1.00
1,3,5-Trimethylbenzene	U		0.266	1.00
Vinyl chloride	U		0.458	1.00
Xylenes, Total	U		0.319	3.00
(S) Toluene-d8	101			80.0-120
(S) 4-Bromofluorobenzene	93.4			77.0-126
(S) 1,2-Dichloroethane-d4	102			70.0-130

1 Cp  
2 Tc  
3 Ss  
4 Cn  
5 Sr  
6 Qc  
7 Gl  
8 Al  
9 Sc

Laboratory Control Sample (LCS) • Laboratory Control Sample Duplicate (LCSD)

(LCS) R4257359-1 08/05/25 09:43 • (LCSD) R4257359-2 08/05/25 10:02

Analyte	Spike Amount	LCS Result	LCSD Result	LCS Rec.	LCSD Rec.	Rec. Limits	LCS Qualifier	LCSD Qualifier	RPD	RPD Limits
	ug/l	ug/l	ug/l	%	%	%			%	%
Acetone	125	102	117	81.6	93.6	19.0-160			13.7	27
Acrolein	125	169	170	135	136	10.0-160			0.590	26
Acrylonitrile	125	119	125	95.2	100	55.0-149			4.92	20
Benzene	25.0	20.7	22.8	82.8	91.2	70.0-123			9.66	20

Laboratory Control Sample (LCS) • Laboratory Control Sample Duplicate (LCSD)

(LCS) R4257359-1 08/05/25 09:43 • (LCSD) R4257359-2 08/05/25 10:02

Analyte	Spike Amount ug/l	LCS Result ug/l	LCSD Result ug/l	LCS Rec. %	LCSD Rec. %	Rec. Limits %	<u>LCS Qualifier</u>	<u>LCSD Qualifier</u>	RPD %	RPD Limits %
Bromobenzene	25.0	21.2	23.1	84.8	92.4	73.0-121			8.58	20
Bromodichloromethane	25.0	21.9	24.0	87.6	96.0	75.0-120			9.15	20
Bromoform	25.0	22.8	23.9	91.2	95.6	68.0-132			4.71	20
Bromomethane	25.0	34.0	42.3	136	169	10.0-160		J4	21.8	25
n-Butylbenzene	25.0	23.0	25.7	92.0	103	73.0-125			11.1	20
sec-Butylbenzene	25.0	23.2	25.7	92.8	103	75.0-125			10.2	20
tert-Butylbenzene	25.0	22.8	24.9	91.2	99.6	76.0-124			8.81	20
Carbon tetrachloride	25.0	24.8	28.0	99.2	112	68.0-126			12.1	20
Chlorobenzene	25.0	20.8	21.8	83.2	87.2	80.0-121			4.69	20
Chlorodibromomethane	25.0	22.6	23.5	90.4	94.0	77.0-125			3.90	20
Chloroethane	25.0	17.8	19.0	71.2	76.0	47.0-150			6.52	20
Chloroform	25.0	20.9	22.9	83.6	91.6	73.0-120			9.13	20
Chloromethane	25.0	17.7	19.6	70.8	78.4	41.0-142			10.2	20
2-Chlorotoluene	25.0	22.0	24.2	88.0	96.8	76.0-123			9.52	20
4-Chlorotoluene	25.0	21.9	23.9	87.6	95.6	75.0-122			8.73	20
1,2-Dibromo-3-Chloropropane	25.0	19.9	21.9	79.6	87.6	58.0-134			9.57	20
1,2-Dibromoethane	25.0	21.0	21.7	84.0	86.8	80.0-122			3.28	20
Dibromomethane	25.0	21.6	23.2	86.4	92.8	80.0-120			7.14	20
1,2-Dichlorobenzene	25.0	21.6	23.5	86.4	94.0	79.0-121			8.43	20
1,3-Dichlorobenzene	25.0	21.3	23.1	85.2	92.4	79.0-120			8.11	20
1,4-Dichlorobenzene	25.0	21.2	23.4	84.8	93.6	79.0-120			9.87	20
Dichlorodifluoromethane	25.0	19.9	21.7	79.6	86.8	51.0-149			8.65	20
1,1-Dichloroethane	25.0	22.1	24.1	88.4	96.4	70.0-126			8.66	20
1,2-Dichloroethane	25.0	20.2	21.8	80.8	87.2	70.0-128			7.62	20
1,1-Dichloroethene	25.0	21.9	24.2	87.6	96.8	71.0-124			9.98	20
cis-1,2-Dichloroethene	25.0	21.1	22.9	84.4	91.6	73.0-120			8.18	20
trans-1,2-Dichloroethene	25.0	21.1	23.2	84.4	92.8	73.0-120			9.48	20
1,2-Dichloropropane	25.0	22.3	24.1	89.2	96.4	77.0-125			7.76	20
1,1-Dichloropropene	25.0	21.3	23.9	85.2	95.6	74.0-126			11.5	20
1,3-Dichloropropane	25.0	21.6	22.3	86.4	89.2	80.0-120			3.19	20
cis-1,3-Dichloropropene	25.0	21.7	23.7	86.8	94.8	80.0-123			8.81	20
trans-1,3-Dichloropropene	25.0	22.0	22.8	88.0	91.2	78.0-124			3.57	20
2,2-Dichloropropane	25.0	21.4	23.6	85.6	94.4	58.0-130			9.78	20
Di-isopropyl ether	25.0	23.5	25.2	94.0	101	58.0-138			6.98	20
Ethylbenzene	25.0	21.1	22.4	84.4	89.6	79.0-123			5.98	20
Hexachloro-1,3-butadiene	25.0	24.8	27.8	99.2	111	54.0-138			11.4	20
Isopropylbenzene	25.0	22.0	23.7	88.0	94.8	76.0-127			7.44	20
p-Isopropyltoluene	25.0	23.3	25.7	93.2	103	76.0-125			9.80	20
2-Butanone (MEK)	125	107	119	85.6	95.2	44.0-160			10.6	20
Methylene Chloride	25.0	21.3	22.5	85.2	90.0	67.0-120			5.48	20

1 Cp

2 Tc

3 Ss

4 Cn

5 Sr

6 Qc

7 Gl

8 Al

9 Sc

Laboratory Control Sample (LCS) • Laboratory Control Sample Duplicate (LCSD)

(LCS) R4257359-1 08/05/25 09:43 • (LCSD) R4257359-2 08/05/25 10:02

Analyte	Spike Amount ug/l	LCS Result ug/l	LCSD Result ug/l	LCS Rec. %	LCSD Rec. %	Rec. Limits %	LCS Qualifier	LCSD Qualifier	RPD %	RPD Limits %
4-Methyl-2-pentanone (MIBK)	125	118	122	94.4	97.6	68.0-142			3.33	20
Methyl tert-butyl ether	25.0	20.9	22.1	83.6	88.4	68.0-125			5.58	20
Naphthalene	25.0	24.0	26.6	96.0	106	54.0-135			10.3	20
n-Propylbenzene	25.0	22.6	25.1	90.4	100	77.0-124			10.5	20
Styrene	25.0	22.1	23.4	88.4	93.6	73.0-130			5.71	20
1,1,1,2-Tetrachloroethane	25.0	21.9	23.2	87.6	92.8	75.0-125			5.76	20
1,1,2,2-Tetrachloroethane	25.0	22.6	23.3	90.4	93.2	65.0-130			3.05	20
1,1,2-Trichlorotrifluoroethane	25.0	23.1	25.5	92.4	102	69.0-132			9.88	20
Tetrachloroethene	25.0	20.0	21.5	80.0	86.0	72.0-132			7.23	20
Toluene	25.0	21.2	22.4	84.8	89.6	79.0-120			5.50	20
1,2,3-Trichlorobenzene	25.0	29.7	33.9	119	136	50.0-138			13.2	20
1,2,4-Trichlorobenzene	25.0	24.4	27.2	97.6	109	57.0-137			10.9	20
1,1,1-Trichloroethane	25.0	21.8	24.2	87.2	96.8	73.0-124			10.4	20
1,1,2-Trichloroethane	25.0	21.0	21.7	84.0	86.8	80.0-120			3.28	20
Trichloroethene	25.0	19.8	22.4	79.2	89.6	78.0-124			12.3	20
Trichlorofluoromethane	25.0	22.0	24.7	88.0	98.8	59.0-147			11.6	20
1,2,3-Trichloropropane	25.0	21.7	23.0	86.8	92.0	73.0-130			5.82	20
1,2,4-Trimethylbenzene	25.0	23.1	25.2	92.4	101	76.0-121			8.70	20
1,2,3-Trimethylbenzene	25.0	22.1	24.0	88.4	96.0	77.0-120			8.24	20
1,3,5-Trimethylbenzene	25.0	22.9	25.2	91.6	101	76.0-122			9.56	20
Vinyl chloride	25.0	21.4	23.1	85.6	92.4	67.0-131			7.64	20
Xylenes, Total	75.0	64.6	68.7	86.1	91.6	79.0-123			6.15	20
(S) Toluene-d8				102	99.3	80.0-120				
(S) 4-Bromofluorobenzene				96.1	96.2	77.0-126				
(S) 1,2-Dichloroethane-d4				110	103	70.0-130				

1 Cp

2 Tc

3 Ss

4 Cn

5 Sr

6 Qc

7 Gl

8 Al

9 Sc

Method Blank (MB)

(MB) R4255784-3 08/07/25 06:55

Analyte	MB Result mg/kg	MB Qualifier	MB MDL mg/kg	MB RDL mg/kg
Acetone	U		0.0697	0.100
Acrylonitrile	U		0.00803	0.0125
Benzene	U		0.000711	0.00100
Bromobenzene	U		0.00390	0.0125
Bromodichloromethane	U		0.00117	0.00250
Bromoform	U		0.00992	0.0250
Bromomethane	U		0.0101	0.0125
n-Butylbenzene	U		0.00625	0.0125
sec-Butylbenzene	U		0.00383	0.0125
tert-Butylbenzene	U		0.00189	0.00500
Carbon tetrachloride	U		0.00301	0.00500
Chlorobenzene	U		0.000858	0.00250
Chlorodibromomethane	U		0.00161	0.00250
Chloroethane	U		0.00569	0.0100
Chloroform	U		0.00162	0.00250
Chloromethane	U		0.00850	0.0125
2-Chlorotoluene	U		0.00129	0.00250
4-Chlorotoluene	U		0.00154	0.00500
1,2-Dibromo-3-Chloropropane	U		0.0107	0.0250
1,2-Dibromoethane	U		0.00126	0.00250
Dibromomethane	U		0.00178	0.00500
1,2-Dichlorobenzene	U		0.00156	0.00500
1,3-Dichlorobenzene	U		0.00165	0.00500
1,4-Dichlorobenzene	U		0.00175	0.00500
Dichlorodifluoromethane	U		0.00435	0.00500
1,1-Dichloroethane	U		0.00101	0.00250
1,2-Dichloroethane	U		0.00146	0.00250
1,1-Dichloroethene	U		0.00153	0.00250
cis-1,2-Dichloroethene	U		0.00129	0.00250
trans-1,2-Dichloroethene	U		0.00104	0.00500
1,2-Dichloropropane	U		0.00192	0.00500
1,1-Dichloropropene	U		0.00138	0.00500
1,3-Dichloropropane	U		0.00162	0.00500
cis-1,3-Dichloropropene	U		0.00105	0.00250
trans-1,3-Dichloropropene	U		0.00105	0.00500
2,2-Dichloropropane	U		0.00202	0.00250
Di-isopropyl ether	U		0.000769	0.00100
Ethylbenzene	U		0.000987	0.00250
Hexachloro-1,3-butadiene	U		0.0104	0.0250
Isopropylbenzene	U		0.00101	0.00250

<sup>1</sup> Cp

<sup>2</sup> Tc

<sup>3</sup> Ss

<sup>4</sup> Cn

<sup>5</sup> Sr

<sup>6</sup> Qc

<sup>7</sup> Gl

<sup>8</sup> Al

<sup>9</sup> Sc

Method Blank (MB)

(MB) R4255784-3 08/07/25 06:55

Analyte	MB Result mg/kg	MB Qualifier	MB MDL mg/kg	MB RDL mg/kg
p-Isopropyltoluene	U		0.00213	0.00500
2-Butanone (MEK)	U		0.0887	0.100
Methylene Chloride	U		0.0110	0.0250
4-Methyl-2-pentanone (MIBK)	U		0.00992	0.0250
Methyl tert-butyl ether	U		0.000773	0.00100
Naphthalene	U		0.00763	0.0125
n-Propylbenzene	U		0.00169	0.00500
Styrene	U		0.00445	0.0125
1,1,1,2-Tetrachloroethane	U		0.00130	0.00250
1,1,2,2-Tetrachloroethane	U		0.00116	0.00250
1,1,2-Trichlorotrifluoroethane	U		0.00281	0.00500
Tetrachloroethene	U		0.00152	0.00250
Toluene	U		0.00289	0.00500
1,2,3-Trichlorobenzene	U		0.00699	0.0125
1,2,4-Trichlorobenzene	U		0.00542	0.0125
1,1,1-Trichloroethane	U		0.00145	0.00250
1,1,2-Trichloroethane	U		0.00134	0.00250
Trichloroethene	U		0.000891	0.00100
Trichlorofluoromethane	U		0.00261	0.00400
1,2,3-Trichloropropane	U		0.00612	0.0125
1,2,4-Trimethylbenzene	U		0.00238	0.00500
1,2,3-Trimethylbenzene	U		0.00182	0.00500
1,3,5-Trimethylbenzene	U		0.00228	0.00500
Vinyl chloride	U		0.00201	0.00250
Xylenes, Total	U		0.00280	0.00650
(S) Toluene-d8	98.9			75.0-131
(S) 4-Bromofluorobenzene	95.6			67.0-138
(S) 1,2-Dichloroethane-d4	93.4			70.0-130

<sup>1</sup>Cp

<sup>2</sup>Tc

<sup>3</sup>Ss

<sup>4</sup>Cn

<sup>5</sup>Sr

<sup>6</sup>Qc

<sup>7</sup>Gl

<sup>8</sup>Al

<sup>9</sup>Sc

Laboratory Control Sample (LCS) • Laboratory Control Sample Duplicate (LCSD)

(LCS) R4255784-1 08/07/25 05:20 • (LCSD) R4255784-2 08/07/25 05:39

Analyte	Spike Amount mg/kg	LCS Result mg/kg	LCSD Result mg/kg	LCS Rec. %	LCSD Rec. %	Rec. Limits %	LCS Qualifier	LCSD Qualifier	RPD %	RPD Limits %
Acetone	3.13	2.36	2.53	75.4	80.8	10.0-160			6.95	31
Acrylonitrile	3.13	3.56	3.83	114	122	45.0-153			7.31	22
Benzene	0.625	0.658	0.693	105	111	70.0-123			5.18	20
Bromobenzene	0.625	0.684	0.673	109	108	73.0-121			1.62	20
Bromodichloromethane	0.625	0.601	0.617	96.2	98.7	73.0-121			2.63	20

Laboratory Control Sample (LCS) • Laboratory Control Sample Duplicate (LCSD)

(LCS) R4255784-1 08/07/25 05:20 • (LCSD) R4255784-2 08/07/25 05:39

Analyte	Spike Amount mg/kg	LCS Result mg/kg	LCSD Result mg/kg	LCS Rec. %	LCSD Rec. %	Rec. Limits %	LCS Qualifier	LCSD Qualifier	RPD %	RPD Limits %
Bromoform	0.625	0.512	0.520	81.9	83.2	64.0-132			1.55	20
Bromomethane	0.625	0.626	0.666	100	107	56.0-147	E	E	6.19	20
n-Butylbenzene	0.625	0.561	0.569	89.8	91.0	68.0-135			1.42	20
sec-Butylbenzene	0.625	0.626	0.620	100	99.2	74.0-130			0.963	20
tert-Butylbenzene	0.625	0.636	0.622	102	99.5	75.0-127			2.23	20
Carbon tetrachloride	0.625	0.585	0.594	93.6	95.0	66.0-128			1.53	20
Chlorobenzene	0.625	0.599	0.590	95.8	94.4	76.0-128			1.51	20
Chlorodibromomethane	0.625	0.579	0.584	92.6	93.4	74.0-127			0.860	20
Chloroethane	0.625	0.634	0.681	101	109	61.0-134			7.15	20
Chloroform	0.625	0.606	0.625	97.0	100	72.0-123			3.09	20
Chloromethane	0.625	0.748	0.781	120	125	51.0-138			4.32	20
2-Chlorotoluene	0.625	0.651	0.652	104	104	75.0-124			0.153	20
4-Chlorotoluene	0.625	0.615	0.603	98.4	96.5	75.0-124			1.97	20
1,2-Dibromo-3-Chloropropane	0.625	0.483	0.529	77.3	84.6	59.0-130			9.09	20
1,2-Dibromoethane	0.625	0.611	0.602	97.8	96.3	74.0-128			1.48	20
Dibromomethane	0.625	0.614	0.633	98.2	101	75.0-122			3.05	20
1,2-Dichlorobenzene	0.625	0.571	0.584	91.4	93.4	76.0-124			2.25	20
1,3-Dichlorobenzene	0.625	0.571	0.567	91.4	90.7	76.0-125			0.703	20
1,4-Dichlorobenzene	0.625	0.554	0.554	88.6	88.6	77.0-121			0.000	20
Dichlorodifluoromethane	0.625	0.722	0.720	116	115	43.0-156			0.277	20
1,1-Dichloroethane	0.625	0.665	0.677	106	108	70.0-127			1.79	20
1,2-Dichloroethane	0.625	0.592	0.635	94.7	102	65.0-131			7.01	20
1,1-Dichloroethene	0.625	0.680	0.698	109	112	65.0-131			2.61	20
cis-1,2-Dichloroethene	0.625	0.627	0.643	100	103	73.0-125			2.52	20
trans-1,2-Dichloroethene	0.625	0.597	0.608	95.5	97.3	71.0-125			1.83	20
1,2-Dichloropropane	0.625	0.709	0.709	113	113	74.0-125			0.000	20
1,1-Dichloropropene	0.625	0.708	0.737	113	118	73.0-125			4.01	20
1,3-Dichloropropane	0.625	0.607	0.590	97.1	94.4	80.0-125			2.84	20
cis-1,3-Dichloropropene	0.625	0.662	0.662	106	106	76.0-127			0.000	20
trans-1,3-Dichloropropene	0.625	0.608	0.588	97.3	94.1	73.0-127			3.34	20
2,2-Dichloropropane	0.625	0.524	0.514	83.8	82.2	59.0-135			1.93	20
Di-isopropyl ether	0.625	0.688	0.695	110	111	60.0-136			1.01	20
Ethylbenzene	0.625	0.591	0.586	94.6	93.8	74.0-126			0.850	20
Hexachloro-1,3-butadiene	0.625	0.490	0.495	78.4	79.2	57.0-150			1.02	20
Isopropylbenzene	0.625	0.551	0.549	88.2	87.8	72.0-127			0.364	20
p-Isopropyltoluene	0.625	0.595	0.599	95.2	95.8	72.0-133			0.670	20
2-Butanone (MEK)	3.13	3.50	3.33	112	106	30.0-160			4.98	24
Methylene Chloride	0.625	0.561	0.566	89.8	90.6	68.0-123			0.887	20
4-Methyl-2-pentanone (MIBK)	3.13	3.32	3.30	106	105	56.0-143			0.604	20
Methyl tert-butyl ether	0.625	0.564	0.561	90.2	89.8	66.0-132			0.533	20

1 Cp

2 Tc

3 Ss

4 Cn

5 Sr

6 Qc

7 Gl

8 Al

9 Sc

Laboratory Control Sample (LCS) • Laboratory Control Sample Duplicate (LCSD)

(LCS) R4255784-1 08/07/25 05:20 • (LCSD) R4255784-2 08/07/25 05:39

Analyte	Spike Amount mg/kg	LCS Result mg/kg	LCSD Result mg/kg	LCS Rec. %	LCSD Rec. %	Rec. Limits %	LCS Qualifier	LCSD Qualifier	RPD %	RPD Limits %
Naphthalene	0.625	0.492	0.511	78.7	81.8	59.0-130			3.79	20
n-Propylbenzene	0.625	0.651	0.642	104	103	74.0-126			1.39	20
Styrene	0.625	0.577	0.566	92.3	90.6	72.0-127			1.92	20
1,1,1,2-Tetrachloroethane	0.625	0.545	0.552	87.2	88.3	74.0-129			1.28	20
1,1,2,2-Tetrachloroethane	0.625	0.615	0.618	98.4	98.9	68.0-128			0.487	20
1,1,2-Trichlorotrifluoroethane	0.625	0.630	0.667	101	107	61.0-139			5.71	20
Tetrachloroethene	0.625	0.640	0.626	102	100	70.0-136			2.21	20
Toluene	0.625	0.606	0.606	97.0	97.0	75.0-121			0.000	20
1,2,3-Trichlorobenzene	0.625	0.505	0.511	80.8	81.8	59.0-139			1.18	20
1,2,4-Trichlorobenzene	0.625	0.481	0.496	77.0	79.4	62.0-137			3.07	20
1,1,1-Trichloroethane	0.625	0.552	0.607	88.3	97.1	69.0-126			9.49	20
1,1,2-Trichloroethane	0.625	0.580	0.577	92.8	92.3	78.0-123			0.519	20
Trichloroethene	0.625	0.692	0.737	111	118	76.0-126			6.30	20
Trichlorofluoromethane	0.625	0.634	0.658	101	105	61.0-142			3.72	20
1,2,3-Trichloropropane	0.625	0.642	0.651	103	104	67.0-129			1.39	20
1,2,4-Trimethylbenzene	0.625	0.573	0.576	91.7	92.2	70.0-126			0.522	20
1,2,3-Trimethylbenzene	0.625	0.564	0.559	90.2	89.4	74.0-124			0.890	20
1,3,5-Trimethylbenzene	0.625	0.590	0.586	94.4	93.8	73.0-127			0.680	20
Vinyl chloride	0.625	0.695	0.720	111	115	63.0-134			3.53	20
Xylenes, Total	1.88	1.72	1.71	91.5	91.0	72.0-127			0.583	20
(S) Toluene-d8				96.5	95.9	75.0-131				
(S) 4-Bromofluorobenzene				89.5	89.2	67.0-138				
(S) 1,2-Dichloroethane-d4				104	109	70.0-130				

1 Cp

2 Tc

3 Ss

4 Cn

5 Sr

6 Qc

7 Gl

8 Al

9 Sc

Method Blank (MB)

(MB) R4257247-3 08/06/25 10:53

Analyte	MB Result mg/kg	MB Qualifier	MB MDL mg/kg	MB RDL mg/kg
Acetone	U		0.0697	0.100
Acrylonitrile	U		0.00803	0.0125
Benzene	U		0.000711	0.00100
Bromobenzene	U		0.00390	0.0125
Bromodichloromethane	U		0.00117	0.00250
Bromoform	U		0.00992	0.0250
Bromomethane	U		0.0101	0.0125
n-Butylbenzene	U		0.00625	0.0125
sec-Butylbenzene	U		0.00383	0.0125
tert-Butylbenzene	U		0.00189	0.00500
Carbon tetrachloride	U		0.00301	0.00500
Chlorobenzene	U		0.000858	0.00250
Chlorodibromomethane	U		0.00161	0.00250
Chloroethane	U		0.00569	0.0100
Chloroform	U		0.00162	0.00250
Chloromethane	U		0.00850	0.0125
2-Chlorotoluene	U		0.00129	0.00250
4-Chlorotoluene	U		0.00154	0.00500
1,2-Dibromo-3-Chloropropane	U		0.0107	0.0250
1,2-Dibromoethane	U		0.00126	0.00250
Dibromomethane	U		0.00178	0.00500
1,2-Dichlorobenzene	U		0.00156	0.00500
1,3-Dichlorobenzene	U		0.00165	0.00500
1,4-Dichlorobenzene	U		0.00175	0.00500
Dichlorodifluoromethane	U		0.00435	0.00500
1,1-Dichloroethane	U		0.00101	0.00250
1,2-Dichloroethane	U		0.00146	0.00250
1,1-Dichloroethene	U		0.00153	0.00250
cis-1,2-Dichloroethene	U		0.00129	0.00250
trans-1,2-Dichloroethene	U		0.00104	0.00500
1,2-Dichloropropane	U		0.00192	0.00500
1,1-Dichloropropene	U		0.00138	0.00500
1,3-Dichloropropane	U		0.00162	0.00500
cis-1,3-Dichloropropene	U		0.00105	0.00250
trans-1,3-Dichloropropene	U		0.00105	0.00500
2,2-Dichloropropane	U		0.00202	0.00250
Di-isopropyl ether	U		0.000769	0.00100
Ethylbenzene	U		0.000987	0.00250
Hexachloro-1,3-butadiene	U		0.0104	0.0250
Isopropylbenzene	U		0.00101	0.00250

1 Cp

2 Tc

3 Ss

4 Cn

5 Sr

6 Qc

7 Gl

8 Al

9 Sc

Method Blank (MB)

(MB) R4257247-3 08/06/25 10:53

Analyte	MB Result mg/kg	MB Qualifier	MB MDL mg/kg	MB RDL mg/kg
p-Isopropyltoluene	U		0.00213	0.00500
2-Butanone (MEK)	U		0.0887	0.100
Methylene Chloride	U		0.0110	0.0250
4-Methyl-2-pentanone (MIBK)	U		0.00992	0.0250
Methyl tert-butyl ether	U		0.000773	0.00100
Naphthalene	U		0.00763	0.0125
n-Propylbenzene	U		0.00169	0.00500
Styrene	U		0.00445	0.0125
1,1,1,2-Tetrachloroethane	U		0.00130	0.00250
1,1,2,2-Tetrachloroethane	U		0.00116	0.00250
1,1,2-Trichlorotrifluoroethane	U		0.00281	0.00500
Tetrachloroethene	U		0.00152	0.00250
Toluene	U		0.00289	0.00500
1,2,3-Trichlorobenzene	U		0.00699	0.0125
1,2,4-Trichlorobenzene	U		0.00542	0.0125
1,1,1-Trichloroethane	U		0.00145	0.00250
1,1,2-Trichloroethane	U		0.00134	0.00250
Trichloroethene	U		0.000891	0.00100
Trichlorofluoromethane	U		0.00261	0.00400
1,2,3-Trichloropropane	U		0.00612	0.0125
1,2,4-Trimethylbenzene	U		0.00238	0.00500
1,2,3-Trimethylbenzene	U		0.00182	0.00500
1,3,5-Trimethylbenzene	U		0.00228	0.00500
Vinyl chloride	U		0.00201	0.00250
Xylenes, Total	U		0.00280	0.00650
(S) Toluene-d8	97.9			75.0-131
(S) 4-Bromofluorobenzene	107			67.0-138
(S) 1,2-Dichloroethane-d4	88.3			70.0-130

<sup>1</sup>Cp

<sup>2</sup>Tc

<sup>3</sup>Ss

<sup>4</sup>Cn

<sup>5</sup>Sr

<sup>6</sup>Qc

<sup>7</sup>Gl

<sup>8</sup>Al

<sup>9</sup>Sc

Laboratory Control Sample (LCS) • Laboratory Control Sample Duplicate (LCSD)

(LCS) R4257247-1 08/06/25 09:20 • (LCSD) R4257247-2 08/06/25 09:38

Analyte	Spike Amount mg/kg	LCS Result mg/kg	LCSD Result mg/kg	LCS Rec. %	LCSD Rec. %	Rec. Limits %	LCS Qualifier	LCSD Qualifier	RPD %	RPD Limits %
Acetone	3.13	5.09	4.94	163	158	10.0-160	J4		2.99	31
Acrylonitrile	3.13	3.57	3.52	114	112	45.0-153			1.41	22
Benzene	0.625	0.651	0.625	104	100	70.0-123			4.08	20
Bromobenzene	0.625	0.581	0.570	93.0	91.2	73.0-121			1.91	20
Bromodichloromethane	0.625	0.707	0.688	113	110	73.0-121			2.72	20

Laboratory Control Sample (LCS) • Laboratory Control Sample Duplicate (LCSD)

(LCS) R4257247-1 08/06/25 09:20 • (LCSD) R4257247-2 08/06/25 09:38

Analyte	Spike Amount mg/kg	LCS Result mg/kg	LCSD Result mg/kg	LCS Rec. %	LCSD Rec. %	Rec. Limits %	<u>LCS Qualifier</u>	<u>LCSD Qualifier</u>	RPD %	RPD Limits %
Bromoform	0.625	0.717	0.711	115	114	64.0-132			0.840	20
Bromomethane	0.625	0.537	0.513	85.9	82.1	56.0-147			4.57	20
n-Butylbenzene	0.625	0.610	0.596	97.6	95.4	68.0-135			2.32	20
sec-Butylbenzene	0.625	0.614	0.596	98.2	95.4	74.0-130			2.98	20
tert-Butylbenzene	0.625	0.629	0.604	101	96.6	75.0-127			4.06	20
Carbon tetrachloride	0.625	0.716	0.679	115	109	66.0-128			5.30	20
Chlorobenzene	0.625	0.547	0.524	87.5	83.8	76.0-128			4.30	20
Chlorodibromomethane	0.625	0.635	0.617	102	98.7	74.0-127			2.88	20
Chloroethane	0.625	0.464	0.432	74.2	69.1	61.0-134			7.14	20
Chloroform	0.625	0.644	0.616	103	98.6	72.0-123			4.44	20
Chloromethane	0.625	0.548	0.512	87.7	81.9	51.0-138			6.79	20
2-Chlorotoluene	0.625	0.541	0.524	86.6	83.8	75.0-124			3.19	20
4-Chlorotoluene	0.625	0.606	0.587	97.0	93.9	75.0-124			3.19	20
1,2-Dibromo-3-Chloropropane	0.625	0.703	0.685	112	110	59.0-130			2.59	20
1,2-Dibromoethane	0.625	0.634	0.624	101	99.8	74.0-128			1.59	20
Dibromomethane	0.625	0.672	0.663	108	106	75.0-122			1.35	20
1,2-Dichlorobenzene	0.625	0.611	0.600	97.8	96.0	76.0-124			1.82	20
1,3-Dichlorobenzene	0.625	0.610	0.604	97.6	96.6	76.0-125			0.988	20
1,4-Dichlorobenzene	0.625	0.538	0.527	86.1	84.3	77.0-121			2.07	20
Dichlorodifluoromethane	0.625	0.681	0.657	109	105	43.0-156			3.59	20
1,1-Dichloroethane	0.625	0.696	0.678	111	108	70.0-127			2.62	20
1,2-Dichloroethane	0.625	0.645	0.593	103	94.9	65.0-131			8.40	20
1,1-Dichloroethene	0.625	0.675	0.643	108	103	65.0-131			4.86	20
cis-1,2-Dichloroethene	0.625	0.660	0.645	106	103	73.0-125			2.30	20
trans-1,2-Dichloroethene	0.625	0.673	0.643	108	103	71.0-125			4.56	20
1,2-Dichloropropane	0.625	0.733	0.709	117	113	74.0-125			3.33	20
1,1-Dichloropropene	0.625	0.670	0.646	107	103	73.0-125			3.65	20
1,3-Dichloropropane	0.625	0.607	0.592	97.1	94.7	80.0-125			2.50	20
cis-1,3-Dichloropropene	0.625	0.726	0.702	116	112	76.0-127			3.36	20
trans-1,3-Dichloropropene	0.625	0.659	0.637	105	102	73.0-127			3.40	20
2,2-Dichloropropane	0.625	0.830	0.760	133	122	59.0-135			8.81	20
Di-isopropyl ether	0.625	0.672	0.647	108	104	60.0-136			3.79	20
Ethylbenzene	0.625	0.567	0.545	90.7	87.2	74.0-126			3.96	20
Hexachloro-1,3-butadiene	0.625	0.909	0.887	145	142	57.0-150			2.45	20
Isopropylbenzene	0.625	0.651	0.614	104	98.2	72.0-127			5.85	20
p-Isopropyltoluene	0.625	0.634	0.617	101	98.7	72.0-133			2.72	20
2-Butanone (MEK)	3.13	4.39	4.33	140	138	30.0-160			1.38	24
Methylene Chloride	0.625	0.614	0.597	98.2	95.5	68.0-123			2.81	20
4-Methyl-2-pentanone (MIBK)	3.13	3.03	2.95	96.8	94.2	56.0-143			2.68	20
Methyl tert-butyl ether	0.625	0.758	0.743	121	119	66.0-132			2.00	20

1 Cp

2 Tc

3 Ss

4 Cn

5 Sr

6 Qc

7 Gl

8 Al

9 Sc

Laboratory Control Sample (LCS) • Laboratory Control Sample Duplicate (LCSD)

(LCS) R4257247-1 08/06/25 09:20 • (LCSD) R4257247-2 08/06/25 09:38

Analyte	Spike Amount mg/kg	LCS Result mg/kg	LCSD Result mg/kg	LCS Rec. %	LCSD Rec. %	Rec. Limits %	LCS Qualifier	LCSD Qualifier	RPD %	RPD Limits %
Naphthalene	0.625	0.523	0.540	83.7	86.4	59.0-130			3.20	20
n-Propylbenzene	0.625	0.597	0.585	95.5	93.6	74.0-126			2.03	20
Styrene	0.625	0.590	0.579	94.4	92.6	72.0-127			1.88	20
1,1,1,2-Tetrachloroethane	0.625	0.606	0.569	97.0	91.0	74.0-129			6.30	20
1,1,2,2-Tetrachloroethane	0.625	0.563	0.556	90.1	89.0	68.0-128			1.25	20
1,1,2-Trichlorotrifluoroethane	0.625	0.685	0.642	110	103	61.0-139			6.48	20
Tetrachloroethene	0.625	0.584	0.565	93.4	90.4	70.0-136			3.31	20
Toluene	0.625	0.571	0.551	91.4	88.2	75.0-121			3.57	20
1,2,3-Trichlorobenzene	0.625	0.682	0.684	109	109	59.0-139			0.293	20
1,2,4-Trichlorobenzene	0.625	0.689	0.692	110	111	62.0-137			0.434	20
1,1,1-Trichloroethane	0.625	0.745	0.712	119	114	69.0-126			4.53	20
1,1,2-Trichloroethane	0.625	0.611	0.601	97.8	96.2	78.0-123			1.65	20
Trichloroethene	0.625	0.630	0.616	101	98.6	76.0-126			2.25	20
Trichlorofluoromethane	0.625	0.598	0.578	95.7	92.5	61.0-142			3.40	20
1,2,3-Trichloropropane	0.625	0.631	0.622	101	99.5	67.0-129			1.44	20
1,2,4-Trimethylbenzene	0.625	0.652	0.636	104	102	70.0-126			2.48	20
1,2,3-Trimethylbenzene	0.625	0.588	0.580	94.1	92.8	74.0-124			1.37	20
1,3,5-Trimethylbenzene	0.625	0.599	0.590	95.8	94.4	73.0-127			1.51	20
Vinyl chloride	0.625	0.534	0.497	85.4	79.5	63.0-134			7.18	20
Xylenes, Total	1.88	1.87	1.80	99.5	95.7	72.0-127			3.81	20
(S) Toluene-d8				93.5	92.5	75.0-131				
(S) 4-Bromofluorobenzene				103	103	67.0-138				
(S) 1,2-Dichloroethane-d4				107	107	70.0-130				

1 Cp

2 Tc

3 Ss

4 Cn

5 Sr

6 Qc

7 Gl

8 Al

9 Sc

L1884562-06 Original Sample (OS) • Matrix Spike (MS) • Matrix Spike Duplicate (MSD)

(OS) L1884562-06 08/06/25 17:51 • (MS) R4257247-4 08/06/25 18:10 • (MSD) R4257247-5 08/06/25 18:29

Analyte	Spike Amount (dry) mg/kg	Original Result (dry) mg/kg	MS Result (dry) mg/kg	MSD Result (dry) mg/kg	MS Rec. %	MSD Rec. %	Dilution	Rec. Limits %	MS Qualifier	MSD Qualifier	RPD %	RPD Limits %
Acetone	4.50	U	2.74	2.63	60.9	58.4	1	10.0-160			4.20	40
Acrylonitrile	4.50	U	5.06	5.03	113	112	1	10.0-160			0.639	40
Benzene	0.899	U	0.862	0.851	95.9	94.6	1	10.0-149			1.32	37
Bromobenzene	0.899	U	0.793	0.788	88.2	87.6	1	10.0-156			0.612	38
Bromodichloromethane	0.899	U	0.925	0.927	103	103	1	10.0-143			0.174	37
Bromoform	0.899	U	0.957	0.933	106	104	1	10.0-146			2.56	36
Bromomethane	0.899	U	0.651	0.640	72.4	71.1	1	10.0-149			1.75	38
n-Butylbenzene	0.899	U	0.891	0.867	99.1	96.4	1	10.0-160			2.75	40
sec-Butylbenzene	0.899	U	0.893	0.869	99.3	96.6	1	10.0-159			2.74	39
tert-Butylbenzene	0.899	U	0.912	0.886	101	98.6	1	10.0-156			2.87	39

L1884562-06 Original Sample (OS) • Matrix Spike (MS) • Matrix Spike Duplicate (MSD)

(OS) L1884562-06 08/06/25 17:51 • (MS) R4257247-4 08/06/25 18:10 • (MSD) R4257247-5 08/06/25 18:29

Analyte	Spike Amount (dry) mg/kg	Original Result (dry) mg/kg	MS Result (dry) mg/kg	MSD Result (dry) mg/kg	MS Rec. %	MSD Rec. %	Dilution	Rec. Limits %	MS Qualifier	MSD Qualifier	RPD %	RPD Limits %
Carbon tetrachloride	0.899	U	1.03	1.02	114	113	1	10.0-145			1.10	37
Chlorobenzene	0.899	U	0.759	0.745	84.4	82.8	1	10.0-152			1.93	39
Chlorodibromomethane	0.899	U	0.864	0.836	96.1	93.0	1	10.0-146			3.22	37
Chloroethane	0.899	U	0.514	0.493	57.2	54.8	1	10.0-146			4.16	40
Chloroform	0.899	U	0.885	0.864	98.4	96.1	1	10.0-146			2.40	37
Chloromethane	0.899	U	0.756	0.749	84.1	83.3	1	10.0-159			0.857	37
2-Chlorotoluene	0.899	U	0.756	0.753	84.1	83.7	1	10.0-159			0.427	38
4-Chlorotoluene	0.899	U	0.851	0.859	94.6	95.5	1	10.0-155			0.943	39
1,2-Dibromo-3-Chloropropane	0.899	U	0.823	0.796	91.6	88.5	1	10.0-151			3.38	39
1,2-Dibromoethane	0.899	U	0.841	0.820	93.5	91.2	1	10.0-148			2.52	34
Dibromomethane	0.899	U	0.849	0.859	94.4	95.5	1	10.0-147			1.13	35
1,2-Dichlorobenzene	0.899	U	0.878	0.849	97.7	94.4	1	10.0-155			3.36	37
1,3-Dichlorobenzene	0.899	U	0.877	0.841	97.5	93.5	1	10.0-153			4.13	38
1,4-Dichlorobenzene	0.899	U	0.767	0.743	85.3	82.6	1	10.0-151			3.20	38
Dichlorodifluoromethane	0.899	U	1.10	1.09	122	121	1	10.0-160			0.737	35
1,1-Dichloroethane	0.899	U	0.927	0.933	103	104	1	10.0-147			0.693	37
1,2-Dichloroethane	0.899	U	0.825	0.819	91.8	91.0	1	10.0-148			0.784	35
1,1-Dichloroethene	0.899	U	0.993	0.973	110	108	1	10.0-155			1.97	37
cis-1,2-Dichloroethene	0.899	U	0.877	0.851	97.5	94.6	1	10.0-149			2.99	37
trans-1,2-Dichloroethene	0.899	U	0.951	0.925	106	103	1	10.0-150			2.75	37
1,2-Dichloropropane	0.899	U	0.962	0.946	107	105	1	10.0-148			1.69	37
1,1-Dichloropropene	0.899	U	0.943	0.938	105	104	1	10.0-153			0.514	35
1,3-Dichloropropane	0.899	U	0.799	0.788	88.9	87.6	1	10.0-154			1.42	35
cis-1,3-Dichloropropene	0.899	U	0.935	0.928	104	103	1	10.0-151			0.692	37
trans-1,3-Dichloropropene	0.899	U	0.870	0.854	96.8	95.0	1	10.0-148			1.87	37
2,2-Dichloropropane	0.899	U	0.754	0.749	83.9	83.3	1	10.0-138			0.643	36
Di-isopropyl ether	0.899	U	0.856	0.815	95.2	90.7	1	10.0-147			4.82	36
Ethylbenzene	0.899	U	0.823	0.812	91.6	90.3	1	10.0-160			1.38	38
Hexachloro-1,3-butadiene	0.899	U	1.34	1.27	149	142	1	10.0-160			5.06	40
Isopropylbenzene	0.899	U	0.972	0.949	108	106	1	10.0-155			2.35	38
p-Isopropyltoluene	0.899	U	0.933	0.906	104	101	1	10.0-160			2.98	40
2-Butanone (MEK)	4.50	U	5.87	3.48	130	77.4	1	10.0-160	J3		51.0	40
Methylene Chloride	0.899	U	0.859	0.841	95.5	93.5	1	10.0-141			2.09	37
4-Methyl-2-pentanone (MIBK)	4.50	U	3.51	3.48	78.1	77.4	1	10.0-160			0.922	35
Methyl tert-butyl ether	0.899	U	0.899	0.890	100	98.9	1	11.0-147			1.08	35
Naphthalene	0.899	U	0.666	0.664	74.0	73.8	1	10.0-160			0.242	36
n-Propylbenzene	0.899	U	0.859	0.836	95.5	93.0	1	10.0-158			2.66	38
Styrene	0.899	U	0.827	0.809	91.9	90.0	1	10.0-160			2.17	40
1,1,1,2-Tetrachloroethane	0.899	U	0.862	0.846	95.9	94.1	1	10.0-149			1.89	39

1 Cp

2 Tc

3 Ss

4 Cn

5 Sr

6 Qc

7 Gl

8 Al

9 Sc

L1884562-06 Original Sample (OS) • Matrix Spike (MS) • Matrix Spike Duplicate (MSD)

(OS) L1884562-06 08/06/25 17:51 • (MS) R4257247-4 08/06/25 18:10 • (MSD) R4257247-5 08/06/25 18:29

Analyte	Spike Amount (dry) mg/kg	Original Result (dry) mg/kg	MS Result (dry) mg/kg	MSD Result (dry) mg/kg	MS Rec. %	MSD Rec. %	Dilution	Rec. Limits %	MS Qualifier	MSD Qualifier	RPD %	RPD Limits %
1,1,2,2-Tetrachloroethane	0.899	U	0.699	0.695	77.8	77.2	1	10.0-160			0.694	35
1,1,2-Trichlorotrifluoroethane	0.899	U	1.07	1.02	120	114	1	10.0-160			4.76	36
Tetrachloroethene	0.899	0.609	1.66	1.61	117	111	1	10.0-156			2.96	39
Toluene	0.899	U	0.804	0.791	89.4	88.0	1	10.0-156			1.62	38
1,2,3-Trichlorobenzene	0.899	U	0.952	0.938	106	104	1	10.0-160			1.53	40
1,2,4-Trichlorobenzene	0.899	U	1.03	0.980	114	109	1	10.0-160			4.66	40
1,1,1-Trichloroethane	0.899	U	0.864	0.967	96.1	108	1	10.0-144			11.3	35
1,1,2-Trichloroethane	0.899	U	0.814	0.796	90.5	88.5	1	10.0-160			2.20	35
Trichloroethene	0.899	0.0158	0.872	0.859	95.2	93.8	1	10.0-156			1.49	38
Trichlorofluoromethane	0.899	U	0.453	0.456	50.4	50.7	1	10.0-160			0.709	40
1,2,3-Trichloropropane	0.899	U	0.790	0.772	87.8	85.8	1	10.0-156			2.27	35
1,2,4-Trimethylbenzene	0.899	U	0.944	0.914	105	102	1	10.0-160			3.30	36
1,2,3-Trimethylbenzene	0.899	U	0.862	0.840	95.9	93.4	1	10.0-160			2.65	36
1,3,5-Trimethylbenzene	0.899	U	0.867	0.838	96.4	93.2	1	10.0-160			3.40	38
Vinyl chloride	0.899	U	0.749	0.746	83.3	83.0	1	10.0-160			0.431	37
Xylenes, Total	2.69	U	2.68	2.63	99.4	97.6	1	10.0-160			1.82	38
(S) Toluene-d8					93.3	91.7		75.0-131				
(S) 4-Bromofluorobenzene					104	103		67.0-138				
(S) 1,2-Dichloroethane-d4					101	101		70.0-130				

1 Cp

2 Tc

3 Ss

4 Cn

5 Sr

6 Qc

7 Gl

8 Al

9 Sc

Method Blank (MB)

(MB) R4256919-1 08/10/25 17:00

Analyte	MB Result mg/kg	MB Qualifier	MB MDL mg/kg	MB RDL mg/kg
Diesel Range Organics (DRO)	U		1.33	4.00
Residual Range Organics (RRO)	U		3.33	10.0
<i>(S) o-Terphenyl</i>	71.5			18.0-148

Laboratory Control Sample (LCS)

(LCS) R4256919-2 08/10/25 17:12

Analyte	Spike Amount mg/kg	LCS Result mg/kg	LCS Rec. %	Rec. Limits %	LCS Qualifier
Diesel Range Organics (DRO)	50.0	43.9	87.8	50.0-150	
<i>(S) o-Terphenyl</i>			66.4	18.0-148	

L1884541-03 Original Sample (OS) • Matrix Spike (MS) • Matrix Spike Duplicate (MSD)

(OS) L1884541-03 08/10/25 18:40 • (MS) R4256919-3 08/10/25 18:52 • (MSD) R4256919-4 08/10/25 19:05

Analyte	Spike Amount mg/kg	Original Result mg/kg	MS Result mg/kg	MSD Result mg/kg	MS Rec. %	MSD Rec. %	Dilution	Rec. Limits %	MS Qualifier	MSD Qualifier	RPD %	RPD Limits %
Diesel Range Organics (DRO)	48.6	144	309	351	340	426	1	50.0-150	J5	E J5	12.7	20
<i>(S) o-Terphenyl</i>					54.6	56.6		18.0-148				

1 Cp

2 Tc

3 Ss

4 Cn

5 Sr

6 Qc

7 Gl

8 Al

9 Sc

Method Blank (MB)

(MB) R4257162-1 08/11/25 11:56

Analyte	MB Result mg/kg	MB Qualifier	MB MDL mg/kg	MB RDL mg/kg
Diesel Range Organics (DRO)	U		1.33	4.00
Residual Range Organics (RRO)	U		3.33	10.0
<i>(S) o-Terphenyl</i>	64.7			18.0-148

Laboratory Control Sample (LCS)

(LCS) R4257162-2 08/11/25 12:10

Analyte	Spike Amount mg/kg	LCS Result mg/kg	LCS Rec. %	Rec. Limits %	LCS Qualifier
Diesel Range Organics (DRO)	50.0	45.3	90.6	50.0-150	
<i>(S) o-Terphenyl</i>			54.7	18.0-148	

L1884546-16 Original Sample (OS) • Matrix Spike (MS) • Matrix Spike Duplicate (MSD)

(OS) L1884546-16 08/11/25 12:53 • (MS) R4257162-3 08/11/25 13:07 • (MSD) R4257162-4 08/11/25 13:21

Analyte	Spike Amount (dry) mg/kg	Original Result (dry) mg/kg	MS Result (dry) mg/kg	MSD Result (dry) mg/kg	MS Rec. %	MSD Rec. %	Dilution	Rec. Limits %	MS Qualifier	MSD Qualifier	RPD %	RPD Limits %
Diesel Range Organics (DRO)	52.8	U	47.1	50.0	89.3	95.9	1	50.0-150			5.93	20
<i>(S) o-Terphenyl</i>					48.2	53.7		18.0-148				

1 Cp

2 Tc

3 Ss

4 Cn

5 Sr

6 Qc

7 Gl

8 Al

9 Sc

Method Blank (MB)

(MB) R4257122-1 08/11/25 12:17

Analyte	MB Result mg/kg	MB Qualifier	MB MDL mg/kg	MB RDL mg/kg
Diesel Range Organics (DRO)	U		1.33	4.00
Residual Range Organics (RRO)	U		3.33	10.0
<i>(S) o-Terphenyl</i>	70.3			18.0-148

Laboratory Control Sample (LCS)

(LCS) R4257122-2 08/11/25 12:31

Analyte	Spike Amount mg/kg	LCS Result mg/kg	LCS Rec. %	Rec. Limits %	LCS Qualifier
Diesel Range Organics (DRO)	50.0	45.5	91.0	50.0-150	
<i>(S) o-Terphenyl</i>			81.1	18.0-148	

L1884546-17 Original Sample (OS) • Matrix Spike (MS) • Matrix Spike Duplicate (MSD)

(OS) L1884546-17 08/11/25 14:08 • (MS) R4257122-3 08/11/25 14:36 • (MSD) R4257122-4 08/11/25 15:04

Analyte	Spike Amount (dry) mg/kg	Original Result (dry) mg/kg	MS Result (dry) mg/kg	MSD Result (dry) mg/kg	MS Rec. %	MSD Rec. %	Dilution	Rec. Limits %	MS Qualifier	MSD Qualifier	RPD %	RPD Limits %
Diesel Range Organics (DRO)	52.6	54.4	67.9	104	25.7	94.7	20	50.0-150	<u>JJ6</u>	<u>J3</u>	41.6	20
<i>(S) o-Terphenyl</i>					62.5	88.4		18.0-148	<u>J7</u>	<u>J7</u>		

Sample Narrative:

OS: Sample resembles laboratory standard for Hydraulic Oil.

1 Cp

2 Tc

3 Ss

4 Cn

5 Sr

6 Qc

7 Gl

8 Al

9 Sc

Method Blank (MB)

(MB) R4256597-1 08/09/25 02:13

Analyte	MB Result mg/kg	MB Qualifier	MB MDL mg/kg	MB RDL mg/kg
PCB 1016	U		0.0102	0.0340
PCB 1221	U		0.0107	0.0340
PCB 1232	U		0.0182	0.0340
PCB 1242	U		0.0101	0.0340
PCB 1248	U		0.0124	0.0170
PCB 1254	U		0.0104	0.0170
PCB 1260	U		0.0110	0.0170
(S) Decachlorobiphenyl	67.6			10.0-135
(S) Tetrachloro-m-xylene	82.6			10.0-139

<sup>1</sup> Cp

<sup>2</sup> Tc

<sup>3</sup> Ss

<sup>4</sup> Cn

<sup>5</sup> Sr

<sup>6</sup> Qc

Laboratory Control Sample (LCS)

(LCS) R4256597-5 08/09/25 02:23

Analyte	Spike Amount mg/kg	LCS Result mg/kg	LCS Rec. %	Rec. Limits %	LCS Qualifier
PCB 1016	0.167	0.108	64.7	36.0-141	
PCB 1260	0.167	0.127	76.0	37.0-145	
(S) Decachlorobiphenyl			59.9	10.0-135	
(S) Tetrachloro-m-xylene			73.9	10.0-139	

<sup>7</sup> Gl

<sup>8</sup> Al

<sup>9</sup> Sc

L1884499-15 Original Sample (OS) • Matrix Spike (MS) • Matrix Spike Duplicate (MSD)

(OS) L1884499-15 08/10/25 23:46 • (MS) R4256992-1 08/10/25 23:55 • (MSD) R4256992-2 08/11/25 00:04

Analyte	Spike Amount (dry) mg/kg	Original Result (dry) mg/kg	MS Result (dry) mg/kg	MSD Result (dry) mg/kg	MS Rec. %	MSD Rec. %	Dilution	Rec. Limits %	MS Qualifier	MSD Qualifier	RPD %	RPD Limits %
PCB 1016	0.206	U	0.114	0.0869	55.2	42.0	1	10.0-160			26.6	37
PCB 1260	0.206	U	0.141	0.0890	68.3	43.0	1	10.0-160		J3	45.0	38
(S) Decachlorobiphenyl					50.2	43.3		10.0-135				
(S) Tetrachloro-m-xylene					74.7	71.7		10.0-139				

Method Blank (MB)

(MB) R4256655-1 08/10/25 15:19

Analyte	MB Result	MB Qualifier	MB MDL	MB RDL
	mg/kg		mg/kg	mg/kg
PCB 1016	U		0.0102	0.0340
PCB 1221	U		0.0107	0.0340
PCB 1232	U		0.0182	0.0340
PCB 1242	U		0.0101	0.0340
PCB 1248	U		0.0124	0.0170
PCB 1254	U		0.0104	0.0170
PCB 1260	U		0.0110	0.0170
(S) Decachlorobiphenyl	69.1			10.0-135
(S) Tetrachloro-m-xylene	87.8			10.0-139

Laboratory Control Sample (LCS)

(LCS) R4256655-2 08/10/25 15:29

Analyte	Spike Amount	LCS Result	LCS Rec.	Rec. Limits	LCS Qualifier
	mg/kg	mg/kg	%	%	
PCB 1016	0.167	0.139	83.2	36.0-141	
PCB 1260	0.167	0.153	91.6	37.0-145	
(S) Decachlorobiphenyl			70.4	10.0-135	
(S) Tetrachloro-m-xylene			90.8	10.0-139	

L1884546-15 Original Sample (OS) • Matrix Spike (MS) • Matrix Spike Duplicate (MSD)

(OS) L1884546-15 08/10/25 17:33 • (MS) R4256655-3 08/10/25 17:43 • (MSD) R4256655-4 08/10/25 17:52

Analyte	Spike Amount (dry)	Original Result (dry)	MS Result (dry)	MSD Result (dry)	MS Rec.	MSD Rec.	Dilution	Rec. Limits	MS Qualifier	MSD Qualifier	RPD	RPD Limits
	mg/kg	mg/kg	mg/kg	mg/kg	%	%		%			%	%
PCB 1016	0.173	U	0.0996	0.100	57.4	57.3	1	10.0-160			0.429	37
PCB 1260	0.173	U	0.0998	0.103	57.5	58.8	1	10.0-160			2.86	38
(S) Decachlorobiphenyl					42.7	43.0		10.0-135				
(S) Tetrachloro-m-xylene					70.1	71.7		10.0-139				

1 Cp

2 Tc

3 Ss

4 Cn

5 Sr

6 Qc

7 Gl

8 Al

9 Sc

Method Blank (MB)

(MB) R4259105-2 08/13/25 07:11

Analyte	MB Result mg/kg	MB Qualifier	MB MDL mg/kg	MB RDL mg/kg
Anthracene	U		0.00163	0.00600
Acenaphthene	U		0.00162	0.00600
Acenaphthylene	U		0.00159	0.00600
Benzo(a)anthracene	U		0.00200	0.00600
Benzo(a)pyrene	U		0.00163	0.00600
Benzo(b)fluoranthene	U		0.00275	0.00600
Benzo(g,h,i)perylene	U		0.00193	0.00600
Benzo(k)fluoranthene	U		0.00213	0.00600
Chrysene	U		0.00206	0.00600
Dibenz(a,h)anthracene	U		0.00201	0.00600
Fluoranthene	U		0.00239	0.00600
Fluorene	U		0.00180	0.00600
Indeno(1,2,3-cd)pyrene	U		0.00234	0.00600
Naphthalene	U		0.00579	0.0200
Phenanthrene	U		0.00305	0.00600
Pyrene	U		0.00205	0.00600
1-Methylnaphthalene	U		0.00219	0.0200
2-Methylnaphthalene	U		0.00571	0.0200
2-Chloronaphthalene	U		0.00129	0.0200
(S) p-Terphenyl-d14	118			23.0-120
(S) Nitrobenzene-d5	105			14.0-149
(S) 2-Fluorobiphenyl	113			34.0-125

<sup>1</sup>Cp

<sup>2</sup>Tc

<sup>3</sup>Ss

<sup>4</sup>Cn

<sup>5</sup>Sr

<sup>6</sup>Qc

<sup>7</sup>Gl

<sup>8</sup>Al

<sup>9</sup>Sc

Laboratory Control Sample (LCS)

(LCS) R4259105-1 08/13/25 06:54

Analyte	Spike Amount mg/kg	LCS Result mg/kg	LCS Rec. %	Rec. Limits %	LCS Qualifier
Anthracene	0.0800	0.0783	97.9	50.0-126	
Acenaphthene	0.0800	0.0717	89.6	50.0-120	
Acenaphthylene	0.0800	0.0790	98.8	50.0-120	
Benzo(a)anthracene	0.0800	0.0757	94.6	45.0-120	
Benzo(a)pyrene	0.0800	0.0676	84.5	42.0-120	
Benzo(b)fluoranthene	0.0800	0.0736	92.0	42.0-121	
Benzo(g,h,i)perylene	0.0800	0.0743	92.9	45.0-125	
Benzo(k)fluoranthene	0.0800	0.0755	94.4	49.0-125	
Chrysene	0.0800	0.0806	101	49.0-122	
Dibenz(a,h)anthracene	0.0800	0.0758	94.8	47.0-125	
Fluoranthene	0.0800	0.0849	106	49.0-129	

Laboratory Control Sample (LCS)

(LCS) R4259105-1 08/13/25 06:54

Analyte	Spike Amount mg/kg	LCS Result mg/kg	LCS Rec. %	Rec. Limits %	LCS Qualifier
Fluorene	0.0800	0.0812	102	49.0-120	
Indeno(1,2,3-cd)pyrene	0.0800	0.0716	89.5	46.0-125	
Naphthalene	0.0800	0.0769	96.1	50.0-120	
Phenanthrene	0.0800	0.0789	98.6	47.0-120	
Pyrene	0.0800	0.0793	99.1	43.0-123	
1-Methylnaphthalene	0.0800	0.0814	102	51.0-121	
2-Methylnaphthalene	0.0800	0.0797	99.6	50.0-120	
2-Chloronaphthalene	0.0800	0.0777	97.1	50.0-120	
(S) p-Terphenyl-d14			117	23.0-120	
(S) Nitrobenzene-d5			107	14.0-149	
(S) 2-Fluorobiphenyl			115	34.0-125	

L1884461-02 Original Sample (OS) • Matrix Spike (MS) • Matrix Spike Duplicate (MSD)

(OS) L1884461-02 08/13/25 10:03 • (MS) R4259105-3 08/13/25 10:21 • (MSD) R4259105-4 08/13/25 10:38

Analyte	Spike Amount (dry) mg/kg	Original Result (dry)	MS Result (dry)	MSD Result (dry)	MS Rec. %	MSD Rec. %	Dilution	Rec. Limits %	MS Qualifier	MSD Qualifier	RPD %	RPD Limits %
Anthracene	0.0832	U	0.0778	0.0791	93.6	95.2	1	10.0-145			1.62	30
Acenaphthene	0.0832	U	0.0734	0.0738	88.3	88.8	1	14.0-127			0.576	27
Acenaphthylene	0.0832	U	0.0798	0.0817	95.9	98.2	1	21.0-124			2.37	25
Benzo(a)anthracene	0.0832	U	0.0767	0.0782	92.2	94.0	1	10.0-139			1.92	30
Benzo(a)pyrene	0.0832	U	0.0772	0.0787	92.9	94.6	1	10.0-141			1.90	31
Benzo(b)fluoranthene	0.0832	U	0.0753	0.0775	90.6	93.2	1	10.0-140			2.91	36
Benzo(g,h,i)perylene	0.0832	0.00238	0.0748	0.0767	87.1	89.4	1	10.0-140			2.52	33
Benzo(k)fluoranthene	0.0832	U	0.0772	0.0786	92.9	94.5	1	10.0-137			1.77	31
Chrysene	0.0832	U	0.0810	0.0838	97.4	101	1	10.0-145			3.35	30
Dibenz(a,h)anthracene	0.0832	U	0.0749	0.0766	90.1	92.1	1	10.0-132			2.24	31
Fluoranthene	0.0832	U	0.0873	0.0902	105	108	1	10.0-153			3.23	33
Fluorene	0.0832	U	0.0825	0.0843	99.2	101	1	11.0-130			2.16	29
Indeno(1,2,3-cd)pyrene	0.0832	U	0.0693	0.0733	83.3	88.1	1	10.0-137			5.65	32
Naphthalene	0.0832	U	0.0776	0.0792	93.4	95.3	1	10.0-135			2.03	27
Phenanthrene	0.0832	U	0.0781	0.0810	93.9	97.4	1	10.0-144			3.73	31
Pyrene	0.0832	U	0.0787	0.0815	94.6	98.0	1	10.0-148			3.44	35
1-Methylnaphthalene	0.0832	U	0.0820	0.0829	98.6	99.7	1	10.0-142			1.16	28
2-Methylnaphthalene	0.0832	U	0.0801	0.0816	96.3	98.1	1	10.0-137			1.84	28
2-Chloronaphthalene	0.0832	U	0.0795	0.0815	95.7	98.0	1	29.0-120			2.37	24
(S) p-Terphenyl-d14					110	113		23.0-120				
(S) Nitrobenzene-d5					103	106		14.0-149				
(S) 2-Fluorobiphenyl					112	114		34.0-125				

1 Cp

2 Tc

3 Ss

4 Cn

5 Sr

6 Qc

7 Gl

8 Al

9 Sc

Method Blank (MB)

(MB) R4257921-2 08/11/25 09:59

Analyte	MB Result mg/kg	MB Qualifier	MB MDL mg/kg	MB RDL mg/kg
Anthracene	U		0.00163	0.00600
Acenaphthene	U		0.00162	0.00600
Acenaphthylene	U		0.00159	0.00600
Benzo(a)anthracene	U		0.00200	0.00600
Benzo(a)pyrene	U		0.00163	0.00600
Benzo(b)fluoranthene	U		0.00275	0.00600
Benzo(g,h,i)perylene	U		0.00193	0.00600
Benzo(k)fluoranthene	U		0.00213	0.00600
Chrysene	U		0.00206	0.00600
Dibenz(a,h)anthracene	U		0.00201	0.00600
Fluoranthene	U		0.00239	0.00600
Fluorene	U		0.00180	0.00600
Indeno(1,2,3-cd)pyrene	U		0.00234	0.00600
Naphthalene	U		0.00579	0.0200
Phenanthrene	U		0.00305	0.00600
Pyrene	U		0.00205	0.00600
1-Methylnaphthalene	U		0.00219	0.0200
2-Methylnaphthalene	U		0.00571	0.0200
2-Chloronaphthalene	U		0.00129	0.0200
(S) p-Terphenyl-d14	108			23.0-120
(S) Nitrobenzene-d5	112			14.0-149
(S) 2-Fluorobiphenyl	91.5			34.0-125

<sup>1</sup>Cp

<sup>2</sup>Tc

<sup>3</sup>Ss

<sup>4</sup>Cn

<sup>5</sup>Sr

<sup>6</sup>Qc

<sup>7</sup>Gl

<sup>8</sup>Al

<sup>9</sup>Sc

Laboratory Control Sample (LCS)

(LCS) R4257921-1 08/11/25 09:40

Analyte	Spike Amount mg/kg	LCS Result mg/kg	LCS Rec. %	Rec. Limits %	LCS Qualifier
Anthracene	0.0800	0.0633	79.1	50.0-126	
Acenaphthene	0.0800	0.0622	77.8	50.0-120	
Acenaphthylene	0.0800	0.0688	86.0	50.0-120	
Benzo(a)anthracene	0.0800	0.0655	81.9	45.0-120	
Benzo(a)pyrene	0.0800	0.0594	74.3	42.0-120	
Benzo(b)fluoranthene	0.0800	0.0744	93.0	42.0-121	
Benzo(g,h,i)perylene	0.0800	0.0695	86.9	45.0-125	
Benzo(k)fluoranthene	0.0800	0.0705	88.1	49.0-125	
Chrysene	0.0800	0.0731	91.4	49.0-122	
Dibenz(a,h)anthracene	0.0800	0.0596	74.5	47.0-125	
Fluoranthene	0.0800	0.0678	84.8	49.0-129	

Laboratory Control Sample (LCS)

(LCS) R4257921-1 08/11/25 09:40

Analyte	Spike Amount mg/kg	LCS Result mg/kg	LCS Rec. %	Rec. Limits %	LCS Qualifier
Fluorene	0.0800	0.0691	86.4	49.0-120	
Indeno(1,2,3-cd)pyrene	0.0800	0.0588	73.5	46.0-125	
Naphthalene	0.0800	0.0700	87.5	50.0-120	
Phenanthrene	0.0800	0.0690	86.3	47.0-120	
Pyrene	0.0800	0.0704	88.0	43.0-123	
1-Methylnaphthalene	0.0800	0.0696	87.0	51.0-121	
2-Methylnaphthalene	0.0800	0.0668	83.5	50.0-120	
2-Chloronaphthalene	0.0800	0.0666	83.3	50.0-120	
(S) p-Terphenyl-d14			103	23.0-120	
(S) Nitrobenzene-d5			117	14.0-149	
(S) 2-Fluorobiphenyl			96.8	34.0-125	

L1884546-22 Original Sample (OS) • Matrix Spike (MS) • Matrix Spike Duplicate (MSD)

(OS) L1884546-22 08/11/25 12:54 • (MS) R4257921-3 08/11/25 13:14 • (MSD) R4257921-4 08/11/25 13:33

Analyte	Spike Amount (dry) mg/kg	Original Result (dry) mg/kg	MS Result (dry) mg/kg	MSD Result (dry) mg/kg	MS Rec. %	MSD Rec. %	Dilution	Rec. Limits %	MS Qualifier	MSD Qualifier	RPD %	RPD Limits %
Anthracene	0.0864	U	0.0752	0.0716	87.0	82.1	1	10.0-145			4.80	30
Acenaphthene	0.0864	U	0.0712	0.0683	82.4	78.3	1	14.0-127			4.11	27
Acenaphthylene	0.0864	U	0.0786	0.0754	90.9	86.4	1	21.0-124			4.15	25
Benzo(a)anthracene	0.0864	U	0.0747	0.0721	86.5	82.6	1	10.0-139			3.60	30
Benzo(a)pyrene	0.0864	U	0.0713	0.0708	82.5	81.1	1	10.0-141			0.776	31
Benzo(b)fluoranthene	0.0864	U	0.0764	0.0731	88.4	83.7	1	10.0-140			4.42	36
Benzo(g,h,i)perylene	0.0864	U	0.0668	0.0690	77.3	79.0	1	10.0-140			3.25	33
Benzo(k)fluoranthene	0.0864	U	0.0757	0.0726	87.6	83.2	1	10.0-137			4.16	31
Chrysene	0.0864	U	0.0836	0.0796	96.7	91.2	1	10.0-145			4.86	30
Dibenz(a,h)anthracene	0.0864	U	0.0628	0.0647	72.7	74.1	1	10.0-132			2.94	31
Fluoranthene	0.0864	U	0.0785	0.0729	90.8	83.5	1	10.0-153			7.43	33
Fluorene	0.0864	U	0.0791	0.0757	91.6	86.7	1	11.0-130			4.41	29
Indeno(1,2,3-cd)pyrene	0.0864	U	0.0586	0.0600	67.9	68.7	1	10.0-137			2.23	32
Naphthalene	0.0864	U	0.0834	0.0785	96.6	89.9	1	10.0-135			6.13	27
Phenanthrene	0.0864	U	0.0797	0.0761	92.2	87.1	1	10.0-144			4.67	31
Pyrene	0.0864	U	0.0859	0.0762	99.4	87.2	1	10.0-148			12.0	35
1-Methylnaphthalene	0.0864	U	0.0811	0.0783	93.9	89.6	1	10.0-142			3.60	28
2-Methylnaphthalene	0.0864	U	0.0793	0.0753	91.7	86.2	1	10.0-137			5.14	28
2-Chloronaphthalene	0.0864	U	0.0728	0.0710	84.2	81.3	1	29.0-120			2.45	24
(S) p-Terphenyl-d14					120	104		23.0-120				
(S) Nitrobenzene-d5					122	117		14.0-149				
(S) 2-Fluorobiphenyl					97.3	94.3		34.0-125				

1 Cp

2 Tc

3 Ss

4 Cn

5 Sr

6 Qc

7 Gl

8 Al

9 Sc

# GLOSSARY OF TERMS

## Guide to Reading and Understanding Your Laboratory Report

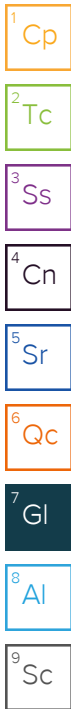
The information below is designed to better explain the various terms used in your report of analytical results from the Laboratory. This is not intended as a comprehensive explanation, and if you have additional questions please contact your project representative.

Results Disclaimer - Information that may be provided by the customer, and contained within this report, include Permit Limits, Project Name, Sample ID, Sample Matrix, Sample Preservation, Field Blanks, Field Spikes, Field Duplicates, On-Site Data, Sampling Collection Dates/Times, and Sampling Location. Results relate to the accuracy of this information provided, and as the samples are received.

### Abbreviations and Definitions

(dry)	Results are reported based on the dry weight of the sample. [this will only be present on a dry report basis for soils].
MDL	Method Detection Limit.
MDL (dry)	Method Detection Limit.
RDL	Reported Detection Limit.
RDL (dry)	Reported Detection Limit.
Rec.	Recovery.
RPD	Relative Percent Difference.
SDG	Sample Delivery Group.
(S)	Surrogate (Surrogate Standard) - Analytes added to every blank, sample, Laboratory Control Sample/Duplicate and Matrix Spike/Duplicate; used to evaluate analytical efficiency by measuring recovery. Surrogates are not expected to be detected in all environmental media.
U	Not detected at the Reporting Limit (or MDL where applicable).
Analyte	The name of the particular compound or analysis performed. Some Analyses and Methods will have multiple analytes reported.
Dilution	If the sample matrix contains an interfering material, the sample preparation volume or weight values differ from the standard, or if concentrations of analytes in the sample are higher than the highest limit of concentration that the laboratory can accurately report, the sample may be diluted for analysis. If a value different than 1 is used in this field, the result reported has already been corrected for this factor.
Limits	These are the target % recovery ranges or % difference value that the laboratory has historically determined as normal for the method and analyte being reported. Successful QC Sample analysis will target all analytes recovered or duplicated within these ranges.
Original Sample	The non-spiked sample in the prep batch used to determine the Relative Percent Difference (RPD) from a quality control sample. The Original Sample may not be included within the reported SDG.
Qualifier	This column provides a letter and/or number designation that corresponds to additional information concerning the result reported. If a Qualifier is present, a definition per Qualifier is provided within the Glossary and Definitions page and potentially a discussion of possible implications of the Qualifier in the Case Narrative if applicable.
Result	The actual analytical final result (corrected for any sample specific characteristics) reported for your sample. If there was no measurable result returned for a specific analyte, the result in this column may state "ND" (Not Detected) or "BDL" (Below Detectable Levels). The information in the results column should always be accompanied by either an MDL (Method Detection Limit) or RDL (Reporting Detection Limit) that defines the lowest value that the laboratory could detect or report for this analyte.
Uncertainty (Radiochemistry)	Confidence level of 2 sigma.
U (Radiochemistry)	Result + Error < MDA.
J (Radiochemistry)	Result < MDA; Result + Error > MDA.
Case Narrative (Cn)	A brief discussion about the included sample results, including a discussion of any non-conformances to protocol observed either at sample receipt by the laboratory from the field or during the analytical process. If present, there will be a section in the Case Narrative to discuss the meaning of any data qualifiers used in the report.
Quality Control Summary (Qc)	This section of the report includes the results of the laboratory quality control analyses required by procedure or analytical methods to assist in evaluating the validity of the results reported for your samples. These analyses are not being performed on your samples typically, but on laboratory generated material.
Sample Chain of Custody (Sc)	This is the document created in the field when your samples were initially collected. This is used to verify the time and date of collection, the person collecting the samples, and the analyses that the laboratory is requested to perform. This chain of custody also documents all persons (excluding commercial shippers) that have had control or possession of the samples from the time of collection until delivery to the laboratory for analysis.
Sample Results (Sr)	This section of your report will provide the results of all testing performed on your samples. These results are provided by sample ID and are separated by the analyses performed on each sample. The header line of each analysis section for each sample will provide the name and method number for the analysis reported.
Sample Summary (Ss)	This section of the Analytical Report defines the specific analyses performed for each sample ID, including the dates and times of preparation and/or analysis.

Qualifier	Description
C3	The reported concentration is an estimate. The continuing calibration standard associated with this data responded low. Method sensitivity check is acceptable.
C5	The reported concentration is an estimate. The continuing calibration standard associated with this data responded high. Data is likely to show a high bias concerning the result.
E	The analyte concentration exceeds the upper limit of the calibration range of the instrument established by the initial calibration (ICAL).
J	The identification of the analyte is acceptable; the reported value is an estimate.
J1	Surrogate recovery limits have been exceeded; values are outside upper control limits.



# GLOSSARY OF TERMS

Qualifier	Description
J3	The associated batch QC was outside the established quality control range for precision.
J4	The associated batch QC was outside the established quality control range for accuracy.
J5	The sample matrix interfered with the ability to make any accurate determination; spike value is high.
J6	The sample matrix interfered with the ability to make any accurate determination; spike value is low.
J7	Surrogate recovery cannot be used for control limit evaluation due to dilution.
O1	The analyte failed the method required serial dilution test and/or subsequent post-spike criteria. These failures indicate matrix interference.
P	RPD between the primary and confirmatory analysis exceeded 40%.
V	The sample concentration is too high to evaluate accurate spike recoveries.

<sup>1</sup> Cp

<sup>2</sup> Tc

<sup>3</sup> Ss

<sup>4</sup> Cn

<sup>5</sup> Sr

<sup>6</sup> Qc

<sup>7</sup> Gl

<sup>8</sup> Al

<sup>9</sup> Sc

# ACCREDITATIONS & LOCATIONS

Pace Analytical National 12065 Lebanon Rd Mount Juliet, TN 37122

Alabama	40660	Nebraska	NE-OS-15-05
Alaska	17-026	Nevada	TN000032021-1
Arizona	AZ0612	New Hampshire	2975
Arkansas	88-0469	New Jersey–NELAP	TN002
California	2932	New Mexico <sup>1</sup>	TN00003
Colorado	TN00003	New York	11742
Connecticut	PH-0197	North Carolina	Env375
Florida	E87487	North Carolina <sup>1</sup>	DW21704
Georgia	NELAP	North Carolina <sup>3</sup>	41
Georgia <sup>1</sup>	923	North Dakota	R-140
Idaho	TN00003	Ohio–VAP	CL0069
Illinois	200008	Oklahoma	9915
Indiana	C-TN-01	Oregon	TN200002
Iowa	364	Pennsylvania	68-02979
Kansas	E-10277	Rhode Island	LA000356
Kentucky <sup>1,6</sup>	KY90010	South Carolina	84004002
Kentucky <sup>2</sup>	16	South Dakota	n/a
Louisiana	AI30792	Tennessee <sup>1,4</sup>	2006
Louisiana	LA018	Texas	T104704245-20-18
Maine	TN00003	Texas <sup>5</sup>	LAB0152
Maryland	324	Utah	TN000032021-11
Massachusetts	M-TN003	Vermont	VT2006
Michigan	9958	Virginia	110033
Minnesota	047-999-395	Washington	C847
Mississippi	TN00003	West Virginia	233
Missouri	340	Wisconsin	998093910
Montana	CERT0086	Wyoming	A2LA
A2LA – ISO 17025	1461.01	AIHA-LAP,LLC EMLAP	100789
A2LA – ISO 17025 <sup>5</sup>	1461.02	DOD	1461.01
Canada	1461.01	USDA	P330-15-00234
EPA–Crypto	TN00003		

<sup>1</sup> Drinking Water <sup>2</sup> Underground Storage Tanks <sup>3</sup> Aquatic Toxicity <sup>4</sup> Chemical/Microbiological <sup>5</sup> Mold <sup>6</sup> Wastewater n/a Accreditation not applicable

\* Not all certifications held by the laboratory are applicable to the results reported in the attached report.

\* Accreditation is only applicable to the test methods specified on each scope of accreditation held by Pace Analytical.

<sup>1</sup> Cp

<sup>2</sup> Tc

<sup>3</sup> Ss

<sup>4</sup> Cn

<sup>5</sup> Sr

<sup>6</sup> Qc

<sup>7</sup> Gl

<sup>8</sup> Al

<sup>9</sup> Sc

Sample Receipt Checklist

COC Seal Present/Intact:  Y  N  NP If Applicable  
 VOC Zero Headspace:  Y  N  
 Bottles arrive intact:  Y  N Pres Correct/Check:  Y  N  
 Correct bottles used:  Y  N Condition: NCF / OK  
 Sufficient volume sent:  Y  N  
 RA Screen <0.5 mR/hr:  Y  N

G188

**Pace** Pace Analytical National Mount Juliet, TN **CHAIN-OF-CUSTODY Analytical Request Document**  
 Chain-of-Custody is a LEGAL DOCUMENT - Complete all relevant fields

Company Name: Geosyntec Consultants  
 Street Address: 920 SW 56th Avenue, Suite 500, Portland, Oregon 97204  
 Customer Project #: NWSW0030  
 Project Name: North Star Casteel  
 Site Collection Info/Facility ID (as applicable): Vancouver, WA

Contact/Report To: Joey Hickey  
 Phone #: 503-222-9518  
 E-Mail: jhickey@geosyntec.com  
 Cc E-Mail: jlaurance@geosyntec.com  
 Invoice to: Submit to Coupa  
 Invoice E-mail:  
 Purchase Order # (if applicable): WO-NWSW0030-11591  
 Quote #:  
 County / State origin of sample(s): Clark Co, Washington



LAB USE ONLY - Affix Workorder/Login Label Here

Scan QR Code for instructions

L1884546

Time Zone Collected: [ ] AK [X] PT [ ] MT [ ] CT [ ] ET  
 Data Deliverables: [ ] Level II [ ] Level III [ ] Level IV  
 [ ] EQUIS [ ] Other  
 Regulatory Program (DW, RCRA, etc.) as applicable: Reportable [ ] Yes [ ] No  
 Rush (Pre-approval required): [ ] Same Day [ ] 1 Day [ ] 2 Day [ ] 3 Day Other Standard TAT  
 Date Results Requested:  
 DW PWSID # or WW Permit # as applicable:  
 Field Filtered (if applicable): [ ] Yes [ ] No  
 Analysis:

Specify Container Size \*\*  
 40mL 4oz 40mL 4oz 4oz 2oz -  
 Identify Container Preservative Type\*\*\*  
 MeOH None MeOH None None None -  
 Analysis Requested  
 \*\*Container Size: (1) 1L, (2) 500mL, (3) 250mL, (4) 125mL, (5) 100mL, (6) 40mL vial, (7) EnCare, (8) TerraCora, (9) 95mL, (10) Cube  
 \*\*\* Preservative Types: (1) None, (2) HNO3, (3) H2SO4, (4) HCl, (5) NaOH, (6) Zn Acetate, (7) NaHSO4, (8) Sod. Thioulfate, (9) Ascorbic Acid, (10) MeOH, (11) Other

\* Matrix Codes (Insert in Matrix box below): Drinking Water (DW), Ground Water (GW), Wastewater (WW), Product (PL), Soil/Solid (SS), Oil (OL), Wipe (WP), Tissue (TS), Bioassay (B), Vapor (V), Surface Water (SW), Sediment (SED), Sludge (SL), Caulk (CX), Leachate (L), Biosolid (BS), Other (OT)

Customer Sample ID	Matrix *	Comp / Grab	Composite Start		Collected or Composite End		# ConL	Residual Chlorine		NWTPH-GX	NWTPH-DX (diesel and oil range)	VOCs (EPA 8260)	PAHs (EPA 8270)	PCBs (EPA 8082A)	Metals (See Note, Priority Pollutant 13 metals + Mn)	Hold All	Sample Comment
			Date	Time	Date	Time		Result	Units								
SB-01-3.25	SS	G			7/31/2025	1441	4										-01
SB-01-8.75	SS	G			7/31/2025	1447	4			X	X	X	X	X	X		-02
SB-01-13.25	SS	G			7/31/2025	1500	4			X	X	X	X	X	X		-03
SB-01-19.25	SS	G			7/31/2025	1507	4									H	-04
SB-02-4.25	SS	G			7/31/2025	1320	4									H	-05
SB-02-9.75	SS	G			7/31/2025	1327	4			X	X	X	X	X	X		-06
SB-02-14.75	SS	G			7/31/2025	1340	4			X	X	X	X	X	X		-07
SB-02-19.75	SS	G			7/31/2025	1348	4			H	H	H	H	H	X		-08
SB-03-3.25	SS	G			7/31/2025	1229	4									H	-09
SB-03-8.75	SS	G			7/31/2025	1237	4			X	X	X	X	X	X		-10

Additional Instructions from Pace\*:  
 Collected By: Jon Laurance  
 Printed Name: Jon Laurance  
 Signature: *Jon Laurance*

Customer Remarks / Special Conditions / Possible Hazards:  
 H=Hold: Metals: Sb, As, Be, Cd, Cr, Cu, Pb, Hg, Ni, Se, Ag, Ti, Zn, Mn  
 # Coolers: Thermometer ID: Correction Factor (°C): Obs. Temp. (°C): Corrected Temp. (°C): [ ] On Ice

Relinquished by/Company: (Signature) <i>Jon Laurance</i>	Date/Time: 8/1/2025 11:45	Received by/Company: (Signature) <i>John Doe</i>	Date/Time: 8/1/25 11:45	Tracking Number:
Relinquished by/Company: (Signature)	Date/Time:	Received by/Company: (Signature) <i>John Doe</i>	Date/Time: 8/2/25 8:30	Delivered by: [ ] In-Person [ ] Courier
Relinquished by/Company: (Signature)	Date/Time:	Received by/Company: (Signature)	Date/Time:	[ ] FedEx [ ] UPS [ ] Other
Relinquished by/Company: (Signature)	Date/Time:	Received by/Company: (Signature)	Date/Time:	Page: 1 of 3



Pace® Location Requested (City/State):  
Pace Analytical National Mount Juliet, TN

### CHAIN-OF-CUSTODY Analytical Request Document

Chain-of-Custody is a LEGAL DOCUMENT - Complete all relevant fields

LAB USE ONLY- Affix Workorder/Login Label Here



Scan QR Code for instructions

L1884546

Company Name: Geosyntec Consultants  
Street Address: 320 SW Sixth Avenue, Suite 600, Portland, Oregon 97204  
Customer Project #: NWSW0030  
Project Name: North Star Casteel  
Site Collection Info/Facility ID (as applicable): Vancouver, WA

Contact/Report To: Joey Hickey  
Phone #: 503-222-9518  
E-Mail: jhickey@geosyntec.com  
Cc E-Mail: jlaurance@geosyntec.com  
Invoice to: Submit to Coupa  
Invoice E-mail:  
Purchase Order # (if applicable): WO-NWSW0030-11591  
Quote #:

Time Zone Collected:  AK  PT  MT  CT  ET  
County / State origin of sample(s): Clark Co., Washington  
Data Deliverables:  Level II  Level III  Level IV  
Regulatory Program (DW, RCRA, etc.) as applicable:  Same Day  1 Day  2 Day  3 Day Other Standard TAT  
Rush (Pre-approval required):  Same Day  1 Day  2 Day  3 Day Other Standard TAT  
Date Results Requested:  
DW PWSID # or WW Permit # as applicable:  
Field Filtered (if applicable):  Yes  No  
Analysis:

\* Matrix Codes (Insert in Matrix box below): Drinking Water (DW), Ground Water (GW), Wastewater (WW), Product (P), Soil/Solid (SS), Oil (OL), Wipe (WP), Tissue (TS), Biosay (B), Vapor (V), Surface Water (SW), Sediment (SED), Sludge (SL), Caulk (CK), Leachate (LL), Biosolid (BS), Other (OT)

Specify Container Size \*\*

40mL	4oz	40mL	4oz	4oz	2oz	-	-	-
------	-----	------	-----	-----	-----	---	---	---

Identify Container Preservative Type\*\*\*

MeOH	None	MeOH	None	None	None	-	-	-
------	------	------	------	------	------	---	---	---

Analysis Requested

NWTPH-GX	NWTPH-Dx (diesel and oil range)	VOCs (EPA 8260)	PAHs (EPA 8270)	PCBs (EPA 8082A)	Metals (See Note, Priority Pollutant 13 metals + Mn)	Hold All
----------	---------------------------------	-----------------	-----------------	------------------	--	----------

\*\*\* Container Size: (1) 1L, (2) 500mL, (3) 250mL, (4) 125mL, (5) 100mL, (6) 40mL vial, (7) Encore, (8) TerraCora, (9) 90mL, (10) Other

\*\*\* Preservative Types: (1) None, (2) HNO3, (3) H2SO4, (4) HCl, (5) NaOH, (6) Zn Acetate, (7) NaHSO4, (8) Sod. Thiosulfate, (9) Ascorbic Acid, (10) MeOH, (11) Other


Proj. Mgr:  
AcctNum / Client ID:  
Table #:  
Profile / Template:  
Prelog / Bottle Ord. ID:

Customer Sample ID	Matrix *	Comp / Grab	Composite Start		Collected or Composite End		# Concl.	Residual Chlorine		NWTPH-GX	NWTPH-Dx (diesel and oil range)	VOCs (EPA 8260)	PAHs (EPA 8270)	PCBs (EPA 8082A)	Metals (See Note, Priority Pollutant 13 metals + Mn)	Hold All	Sample Comment
			Date	Time	Date	Time		Result	Units								
SB-03-14.75	SS	G			7/31/2025	1243	4			X	X	X	X	X	X		-011
SB-03-19.75	SS	G			7/31/2025	1249	4			H	H	H	H	H	X		-012
SB-04-2.25	SS	G			7/31/2025	1059	4			X	X	X	X	X	X		-013
SB-04-7.75	SS	G			7/31/2025	1105	4			X	X	X	X	X	X		-014
SB-05-2.75	SS	G			7/31/2025	1138	4			X	X	X	X	X	X		-015
SB-05-9.25	SS	G			7/31/2025	1148	4			X	X	X	X	X	X		-16
SB-06-2.25	SS	G			7/31/2025	1022	4			X	X	X	X	X	X		-17
SB-06-8.25	SS	G			7/31/2025	1030	4			X	X	X	X	X	X		-18
SB-07-2.75	SS	G			7/31/2025	0943	4			X	X	X	X	X	X		-19
SB-07-9.25	SS	G			7/31/2025	0950	4			X	X	X	X	X	X		-20

Additional Instructions from Pace®:  
Collected By: Jon Laurance  
Printed Name: Jon Laurance  
Signature: *[Signature]*

Customer Remarks / Special Conditions / Possible Hazards:  
H=Hold; Metals: Sb, As, Be, Cd, Cr, Cu, Pb, Hg, Ni, Se, Ag, Ti, Zn, Mn  
# Coolers: Thermometer ID: Correction Factor (°C): Obs. Temp (°C): Corrected Temp (°C):  On Ice

Relinquished by/Company: (Signature) <i>[Signature]</i>	Date/Time: 8/1/2025 1145	Received by/Company: (Signature) To FedEx	Date/Time: 8/1/25 1145	Tracking Number:
Relinquished by/Company: (Signature)	Date/Time:	Received by/Company: (Signature) <i>[Signature]</i>	Date/Time: 8/2/25 8:30	Delivered by: <input type="checkbox"/> In-Person <input type="checkbox"/> Courier
Relinquished by/Company: (Signature)	Date/Time:	Received by/Company: (Signature)	Date/Time:	<input type="checkbox"/> FedEx <input type="checkbox"/> UPS <input type="checkbox"/> Other
Relinquished by/Company: (Signature)	Date/Time:	Received by/Company: (Signature)	Date/Time:	Page: 2 of 3



Pace® Location Requested (City/State):  
Pace Analytical National Mount Juliet, TN

### CHAIN-OF-CUSTODY Analytical Request Document

Chain-of-Custody is a LEGAL DOCUMENT - Complete all relevant fields

LAB USE ONLY- Affix Workorder/Login Label Here



Scan QR Code for instructions

11984546

Company Name: Geosyntec Consultants  
Street Address:  
520 SW Sixth Avenue  
Suite 600  
Portland, Oregon 97204

Contact/Report To: Joey Hickey  
Phone #: 503-222-9518  
E-Mail: jhickey@geosyntec.com  
Cc E-Mail: jlaurance@geosyntec.com

Customer Project #: NWSW0030

Invoice to: Submit to Coupa  
Invoice E-mail:

Project Name:  
North Star Casteel

Purchase Order # (if applicable): WO-NWSW0030-11591

Site Collection Info/Facility ID (as applicable):  
Vancouver, WA

Quote #:

Time Zone Collected: [ ] AK [X] PT [ ] MT [ ] CT [ ] ET

County / State origin of sample(s): Clark Co. Washington

Data Deliverables:  
[ ] Level II [ ] Level III [ ] Level IV  
[ ] EQUIS  
[ ] Other

Regulatory Program (DW, RCRA, etc.) as applicable: Reportable [ ] Yes [ ] No  
Rush (Pre-approval required):  
[ ] Same Day [ ] 1 Day [ ] 2 Day [ ] 3 Day Other Standard TAT  
Date Results Requested:  
DW PWSID # or WW Permit # as applicable:  
Field Filtered (if applicable): [ ] Yes [ ] No  
Analysis:

\* Matrix Codes (Insert in Matrix box below): Drinking Water (DW), Ground Water (GW), Wastewater (WW), Product (PL), Soil/Solid (SS), Oil (OL), Waste (WP), Tissue (TS), Bioassay (B), Vapor (V), Surface Water (SW), Sediment (SED), Sludge (SL), Caulk (CK), Leachate (LL), Biosolid (BS), Other (OT)

Customer Sample ID	Matrix *	Comp / Grab	Composite Start		Collected or Composite End		# Cont.	Residual Chlorine		NWTPH-GX	NWTPH-Dx (diesel and oil range)	VOCs (EPA 8260)	PAHs (EPA 8270)	PCBs (EPA 8082A)	Metals (See Note, Priority Pollutant 13 metals + Mn)	Hold All	Sample Comment
			Date	Time	Date	Time		Result	Units								
SB-08-3.75	SS	G			7/31/2025	0843	4										-21
SB-08-9.25	SS	G			7/31/2025	1858	4		X	X	X	X	X	X			-22
SB-08-14.25	SS	G			7/31/2025	0904	4		X	X	X	X	X	X			-23
SB-08-19.25	SS	G			7/31/2025	0910	4		H	H	H	H	H	X			-24
TRIP BLANK 1	SS	G			7/31/2025	1550	1									H	-25
TRIP BLANK 2	SS	G			7/31/2025	1551	1									H	-26

Specify Container Size \*\*  
40ml 4oz 40ml 4oz 4oz 2oz -  
Identify Container Preservative Type\*\*\*  
MeOH None MeOH None None None -  
Analysis Requested

\*\*\* Container Size: (1) 1L, (2) 500ml, (3) 250ml, (4) 125ml, (5) 100ml, (6) 40ml vial, (7) EnCore, (8) TerraCore, (9) 90ml, (10) Other  
\*\*\* Preservative Types: (1) None, (2) HNO3, (3) H2SO4, (4) HCl, (5) NaOH, (6) Zn Acetate, (7) NaHSO4, (8) Sod. Thiosulfate, (9) Ascorbic Acid, (10) MeOH, (11) Other

Lab Use Only  
Proj. Mgr:  
AcctNum / Client ID:  
Table #:  
Profile / Template:  
Prelog / Bottle Ord. ID:  
Sample Comment  
Preservation non-conformance identified for sample

Additional Instructions from Pace\*:

Collected By:  
Printed Name: Jon Laurance  
Signature: *Jon Laurance*

Customer Remarks / Special Conditions / Possible Hazards:  
H=Hold: Metals: Sb, As, Be, Cd, Cr, Cu, Pb, Hg, Ni, Se, Ag, Ti, Zn, Mn  
# Coolers: Thermometer ID: Correction Factor (°C) Obs. Temp. (°C) Corrected Temp. (°C) [ ] On Ice

Relinquished by/Company: (Signature) *Jon Laurance* Date/Time: 8/1/2025 1145

Received by/Company: (Signature) To FedEx

Date/Time: 8/1/25 1145

Tracking Number:

Relinquished by/Company: (Signature) Date/Time:

Received by/Company: (Signature) *Sakson*

Date/Time: 8/2/25 8:30

Delivered by: [ ] In-Person [ ] Courier

Relinquished by/Company: (Signature) Date/Time:

Received by/Company: (Signature)

Date/Time:

[ ] FedEx [ ] UPS [ ] Other

Relinquished by/Company: (Signature) Date/Time:

Received by/Company: (Signature)

Date/Time:

Page: 3 of 3

