Aspect
A Geosyntec Company

May 29, 2025

Alexis McKinnon, Solid Waste Specialist
Kitsap County Public Works
Solid Waste Division
614 Division Street, MS-27
Port Orchard, WA 98366

Re: First Quarter 2025 Environmental Monitoring Report
Hansville Landfill, Kitsap County, Washington
Project No. AS160423-05-5.1

Dear Alexis:

This quarterly report summarizes the results of environmental monitoring conducted at the Hansville Landfill (Site) during the First Quarter 2025, and was prepared by Aspect Consulting, a Geosyntec Company (Aspect), on behalf of Kitsap County Public Works Solid Waste Division (County) and Waste Management of Washington (WMW). Ongoing environmental monitoring at the Site supports the selected remedy of natural attenuation of groundwater with enhanced monitoring and institutional controls that was established under Amended Consent Decree No. 95-2-03005-1 (August 5, 2011).

The datasets presented in this letter report were collected in accordance with the "Site Cleanup Action Plan" (CAP; Ecology, 2011) and the "Compliance Monitoring Plan with Sampling & Analysis Plan and Quality Assurance Plan" (SCS, 2011; herein referred to as Compliance Monitoring Plan), except where otherwise noted. These documents were prepared and approved by the Washington State Department of Ecology (Ecology) as part of the Site-specific cleanup actions under the Model Toxics Control Act (MTCA) cleanup regulations.

Conditions monitored at the Site during the First Quarter 2025 were consistent with historical trends showing improvements in protection of human health and the environment, as reported in the last annual report (Aspect, 2025). This report is organized consistent with quarterly reporting topics listed in the Compliance Monitoring Plan (SCS, 2011) and includes:

- Site monitoring and maintenance activities, along with a discussion of any deviations from the CAP, or required tasks not otherwise documented in project plans
- Landfill gas monitoring results and gas collection system adjustments
- Determination of groundwater flow direction and gradient, including a groundwater surface elevation contour map
- Water quality sampling results, including tabulated field data and laboratory analyses

Also included are time-series plots and projected trends in groundwater concentrations for selected analytes at selected monitoring locations. Finally, this report discusses geochemical parameters as indicators of landfill effects on groundwater and surface water.

Site Activities – First Quarter 2025

Site activities during the reporting period included environmental monitoring of landfill gas, groundwater, and surface water. Documentation of the quarterly activities is presented in the following attachments:

- **Attachment A** presents landfill gas monitoring data.
- **Attachment B** presents groundwater elevations, a groundwater contour map, and groundwater and surface water quality analytical results.
- **Attachment C** presents summary statistics, time-series graphs, and graphs of projected groundwater concentrations for arsenic and vinyl chloride at selected monitoring wells.
- **Attachment D** presents supporting field records, laboratory data reports, and chain-of-custody documentation.

A chronology of on-Site monitoring activities performed during the First Quarter 2025 is provided below:

- On January 5, 2025, Aspect completed groundwater and surface water monitoring.
- On January 28, 2025, Aspect completed the monthly performance monitoring of the blower system and condensate management system.
- On February 18, 2025, Aspect conducted monthly performance monitoring of the landfill gas blower system and condensate management system.
- On March 20, 2025, Aspect conducted landfill gas compliance monitoring, which included measuring landfill gas concentrations at compliance monitoring probes, across the extraction wellfield and at the blower.

Deviations from the Compliance Monitoring Plan

There were no deviations from the Compliance Monitoring Plan (SCS, 2011) during the First Quarter 2025 environmental monitoring.

Summary of Landfill Gas Conditions

The following sections provide a discussion of landfill gas monitoring and gas extraction system performance. The layout of the landfill gas extraction system is shown on Figure A-1.

Landfill Gas Monitoring

Aspect monitored landfill gas concentrations at the blower on January 28, February 18, and March 20, 2025. Aspect monitored landfill gas concentrations at the compliance monitoring probes and the extraction wellfield on March 20, 2025.

Landfill gas conditions were measured with a calibrated GEM 5000 multigas meter. Landfill gas monitoring parameters collected for the compliance monitoring event are summarized in Table A-1 and listed below:

- Landfill gas composition measurements included methane (CH_4), carbon dioxide (CO_2), oxygen (O_2), and balance gas (Balance) concentrations.
- Pressure measurements included the system pressure representing the vacuum available at the wellhead, and the static pressure representing the equilibrium downhole pressure.
- Temperature measurements are made at the wellhead except near the blower.
- Collection system flow-rate measurements were obtained at selected locations via orifice plates. The differential pressure and gas temperature were measured to calculate flow. Table A-1 presents flow rates measured after valve adjustments.

Landfill Gas System Performance

During the compliance monitoring event on March 20, 2025, conditions observed at the blower remained within the normal range. Methane and carbon dioxide concentrations at the blower inlet were approximately 2.7 percent by volume and 15.1 percent by volume, respectively. The oxygen concentration was approximately 4 percent by volume. Flow rates were approximately 112 standard cubic feet per minute (scfm) during the first quarter. Both blowers for the landfill gas collection system have been in operation since January 2023, resulting in greater landfill gas collection rates. Wellfield optimization will continue to focus on maximizing methane and carbon dioxide collection rates.

During the First Quarter 2025, the County emptied approximately 1,800 gallons from the 2,000-gallon condensate tank and 800 gallons from the 2,000-gallon condensate vault on February 26, 2025. On March 11, Aspect filled the condensate vault with approximately 50 gallons of potable water to cover the drain pipe connected to the landfill gas collection system and restore system vacuum.

Biofilter Bed Treatment Performance

The biofilter bed (biobed) was installed in early March 8, 2023, to replace the existing flare system. Based on surface methane concentration measurements made during 2023, the biobed appears to be effectively reducing greenhouse gas emissions and controlling odor.

Surface methane concentrations were generally less than the design criterion of 1.25 percent methane (25 percent of the lower explosive limit), with the following exceptions. Methane was detected at concentrations of up to 2.6 percent by volume at four small depressions measuring less than 3 by 3 inches wide and less than 3 inches deep. These conditions were observed when the sample tubing was held 1 inch above the depressions for 20 to 30 seconds. Biobed surface methane concentrations approaching the blower inlet concentrations may indicate preferential discharge pathways that could be addressed by rototilling the biofilter media or adding additional biofilter media.

Explosive Gas Control

Methane was not detected in any of the compliance gas probes during the compliance monitoring event on March 20, 2025. Locations of on-property compliance probes GP-1, GP-2S, GP-2M, GP-2D, GP-3, GP-4, GP-5, and GP-6 are shown on Figure A-1, and the location of off-property compliance probe GP-7 is shown on Figure B-1. Carbon dioxide concentrations ranged from 0.1 to 3.4 percent by volume, reflecting natural conditions. Aspect observed an animal bore hole under monitoring probe GP-6.

Summary of Groundwater and Surface Water Conditions

This section addresses groundwater and surface water conditions based on the monitoring event on January 22, 2025. Samples were collected from six groundwater monitoring wells and from four surface water monitoring locations (Figure B-1) for laboratory analysis.

Groundwater Flow

Groundwater flow conditions during the First Quarter 2025 were consistent with those observed during previous monitoring events. Groundwater surface elevations were calculated using water levels measured on January 22, 2025 (Table B-1). Groundwater elevations ranged from 238.0 feet North American Vertical Datum of 1988 (NAVD88) in MW-12I to 266.1 feet NAVD88 in the upgradient, background monitoring well MW-5. The direction of groundwater flow at the Site was west across the landfill then shifted southwest, consistent with historical observations. Groundwater gradients ranged from 0.0070 feet over feet (feet/feet) in the upgradient areas, to 0.013 feet/feet farther downgradient, with the gradient steepening near the groundwater discharge area (Figure B-1).

Groundwater and Surface Water Quality

Groundwater quality results from the First Quarter 2025 were consistent with historical ranges and trends. Groundwater quality results presented in Table B-2 include field parameters, conventional parameters, dissolved metals, and volatile organic compounds. During the reporting period, dissolved arsenic concentrations in groundwater were below the Site-specific cleanup level of 0.005 milligrams per liter (mg/L) at all monitoring wells except MW-13D (0.005 mg/L) and MW-14 (0.011 mg/L). Dissolved manganese concentrations were below the Site-specific cleanup level of

2.24 mg/L and below the MTCA Method B noncancer formula value[1] of 0.75 mg/L at all wells. Vinyl chloride concentrations in groundwater were below the Site-specific groundwater cleanup level of 0.025 micrograms per liter (µg/L) at all monitoring wells except MW-6 (0.042 µg/L) and MW-12I (0.037 µg/L).

Surface water quality results from the First Quarter 2025 are presented in Table B-3 and include field parameters, conventional parameters, dissolved metals, and volatile organic compounds. During the reporting period, surface water concentrations of dissolved arsenic, dissolved manganese, and vinyl chloride were below the respective Site-specific cleanup levels.

Time-Series Plots and Projected Trends

Groundwater sampling results since 2007 are shown on time-series plots for dissolved arsenic (Figure C-1) and vinyl chloride (Figure C-2) at all compliance monitoring locations. Figure C-1 shows that dissolved arsenic concentrations in groundwater have consistently been less than the 0.005 mg/L cleanup level at MW-5 (background well), MW-6, MW-7, and MW-12I. Dissolved arsenic concentrations at MW-13D were historically below the cleanup level until 2019. Dissolved arsenic concentrations at MW-14 have historically exceeded the Site-specific cleanup level and have been decreasing over time, although at a slower rate since 2020.

Figure C-2 shows vinyl chloride concentrations in groundwater have been less than the Site-specific cleanup level of 0.025 µg/L at MW-5 (background well), MW-7, and MW-13D. The concentrations of vinyl chloride at MW-6, MW-12I, and MW-14 have historically exceeded the Site-specific cleanup level and have been decreasing over time. In the First Quarter 2025, the concentration of vinyl chloride at MW-6 was 0.042 µg/L and MW-12I was 0.037 µg/L, above the Site-specific cleanup level. Concentrations are expected to fluctuate but continue to decrease as indicated by the trends (discussed below). The vinyl chloride concentration at MW-14 during the First Quarter 2025 remains consistent with the historical decreasing trend.

Figure C-3 shows time-series plots of historical and 10-year projected groundwater concentrations for MW-6 (vinyl chloride), MW-12I (vinyl chloride), MW-14 (vinyl chloride and arsenic), and MW-13D (arsenic). The projected restoration time frames for vinyl chloride concentrations range from approximately 0 to 7 years. Dissolved arsenic concentrations at MW-13D peaked slightly above the cleanup level in 2020 and now appear to be decreasing slowly over time. For context, a linear trend line is used to project dissolved arsenic concentrations at MW-13D, which remain below the Puget Sound regional background of 0.008 mg/L (Ecology, 2016; Ecology, 2022) for more than 10 years. The projected restoration time frame for arsenic in groundwater at MW-14 is more than 10 years. In January 2023, the landfill gas collection system flow rate was increased by operating both blowers with the intention of achieving groundwater cleanup levels within a shorter time frame than shown on Figure C-3.

[1] As noted in the Agency Review Draft Remedial Action Status Report (Aspect, 2022), the MTCA Method B noncancer formula value for manganese in groundwater was revised downwards to a concentration below the Site-specific cleanup level. This new state regulation does not affect the Site-specific restoration time frames. This new value will be included in reporting going forward to provide context. The Hansville Site Cleanup Levels were established by the 2011 CAP and Compliance Monitoring Plan, and remain the basis for measuring remedial action performance.

Statistical Evaluation of Groundwater Trends

Statistically significant decreasing trends in dissolved arsenic and/or vinyl chloride concentrations were identified at monitoring wells MW-6, MW-12I, and MW-14. We attribute the decreasing trends to the cleanup actions at the Site, and project concentrations will continue to decrease to Site-specific cleanup levels, as described above and shown on Figure C-3.

A statistically significant increasing trend in dissolved arsenic concentrations was identified at monitoring well MW-13D. Dissolved arsenic concentrations were equal to the Site-specific cleanup levels during this monitoring period and remain below the regional natural background value provided by Ecology (Ecology, 2016; Ecology, 2022), as shown on Figure C-3. Statistical trend analysis for dissolved arsenic concentrations in MW-13D has been conducted since the "2019 Annual Environmental Monitoring Report" (Aspect, 2020). As previously noted in the 2019 Report, based on the data available, it is likely that arsenic concentrations since 2007 reflect natural variations or off-Site influences, as opposed to effects from the Hansville Landfill Site. Dissolved arsenic concentrations in MW-13D, and other locations continue to be closely monitored and evaluated.

Table C-1 provides results of statistical analysis for arsenic and vinyl chloride for monitoring wells MW-6, MW-12I, MW-13D, and MW-14. The trends are defined as "statistically significant" because the magnitude of the Mann-Kendall Test Value (Z) was greater than the Critical Value (which is based on the number of data points and alpha). A negative Sen's slope indicates a decreasing trend in concentrations while a positive Sen's slope indicates an increasing trend.[2] These statistics confirm what is visually apparent on Figure C-3 showing historical groundwater concentrations.

The statistical analysis of groundwater data was performed in accordance with the Compliance Monitoring Plan (SCS, 2011) for historical data collected since January 23, 2007. The program Sanitas (ver. 10) was used to evaluate the Mann-Kendall Test and Sen's slope. Mann-Kendall testing was performed to assess whether there were statistically significant trends in groundwater concentrations using the two-tailed test (alpha = 0.05). Mann-Kendall results are reported as an approximated normal distribution Test Value "Z" (where the number of data points was greater than 40). Sen's slope analysis was performed to identify the trend direction for statistically significant trends and reflects the median of the slopes of all pairs of historical data.

Geochemical Parameters

Geochemical parameters in groundwater and surface water serve as indicators of landfill effects and can distinguish leachate impacts from gas-to-groundwater impacts. As shown in Tables B-2 and B-3, geochemical parameters collected at the Site include field parameters (dissolved oxygen, pH, Redox [reduction-oxidation potential], specific conductivity, and temperature), alkalinity/carbonate/bicarbonate, chloride, nitrate/nitrite/ammonia, sulfate, and total organic carbon.

[2] Sen's Slope Trend Analysis and Mann-Kendall Statistical Evaluation are conducted to evaluate the statistical increase or decrease in concentration levels over time, and to determine whether the calculated Sen's slope value is statistically significant. The Sen's slope values reflect the median of the slopes of historical data pairs and were provided in units per day in reports by SCS through 2016. Starting in 2017, Sen's slope values will be provided in units of concentration per year to support interpretation.

Based on low concentrations of geochemical parameters identified as leachate indicators (such as chloride, sulfate, alkalinity, and bicarbonate) across the Site, there appears to be little if any leachate effect on groundwater and surface water quality. However, the downgradient monitoring wells show lower dissolved oxygen concentrations than the upgradient well (MW-5), which is likely caused by landfill gas coming in contact with groundwater directly beneath the landfill. Increasing the rate of landfill gas collection may prevent geochemically mediated effects on groundwater.

References

Aspect Consulting, LLC (Aspect), 2020, 2019 Annual Environmental Monitoring Report, Hansville Landfill, Kitsap County, Washington, February 28, 2020.

Aspect Consulting, LLC (Aspect), 2022, Agency Review Draft Remedial Action Status Report, Hansville Landfill Site, Kitsap County, Washington, June 28, 2022.

Aspect Consulting, (Aspect), 2025, 2024 Annual Environmental Monitoring Report, Hansville Landfill, Kitsap County, Washington, February 28, 2025.

SCS Engineers (SCS), 2011, Compliance Monitoring Plan with Sampling & Analysis Plan and Quality Assurance Plan – Remedial Action at the Hansville Landfill, September 15, 2011.

Washington State Department of Ecology (Ecology), 2011, Cleanup Action Plan Hansville Landfill, Kitsap County, Washington, Ecology Facility Site Identification Number: 2605, June 2011.

Washington State Department of Ecology (Ecology), 2016, Natural Background Groundwater Arsenic Concentrations in Washington State, Ecology Publication No. 14-09-044, March 2016.

Washington State Department of Ecology (Ecology), 2022, Natural Background Groundwater Arsenic Concentrations in Washington State, Ecology Publication No. 14-09-044, Draft for Public Comment published July 2021; Revised January 2022.

Limitations

Work for this project was performed for Kitsap County Public Works (Client), and this letter was prepared in accordance with generally accepted professional practices for the nature and conditions of work completed in the same or similar localities, at the time the work was performed. This letter does not represent a legal opinion. No other warranty, expressed or implied, is made.

All reports prepared by Aspect Consulting for the Client apply only to the services described in the Agreement(s) with the Client. Any use or reuse by any party other than the Client is at the sole risk of that party, and without liability to Aspect Consulting. Aspect Consulting's original files/reports shall govern in the event of any dispute regarding the content of electronic documents furnished to others.

Sincerely,

Aspect consulting,





5/29/25

Carmen Tappero, GIT
Senior Staff Geologist
carmen.tappero@aspectconsulting.com

Peter S. Bannister, PE
Principal Engineer
peter.bannister@aspectconsulting.com

Attachments: Attachment A – Landfill Gas Data
Attachment B – Water Quality Results
Attachment C – Groundwater Statistics and Time-Series Plots
Attachment D – Field Forms and Laboratory Reports

cc: Steve Brown, Kitsap County Public Health Department
Jakob Hughes, Kitsap County Public Health Department
Cris Matthews, Washington State Department of Ecology
Joshua Carter, Julie Raymond, and Roma Call, Port Gamble S'Klallam Tribe, Kitsap Public Health District

V:\160423 Kitsap County Hansville Landfill\Deliverables\2025 Reports\Q1 2025 Report\Final\Q1 2025 Hansville Monitoring Report_2025.05.29.docx

ATTACHMENT A

Landfill Gas Data

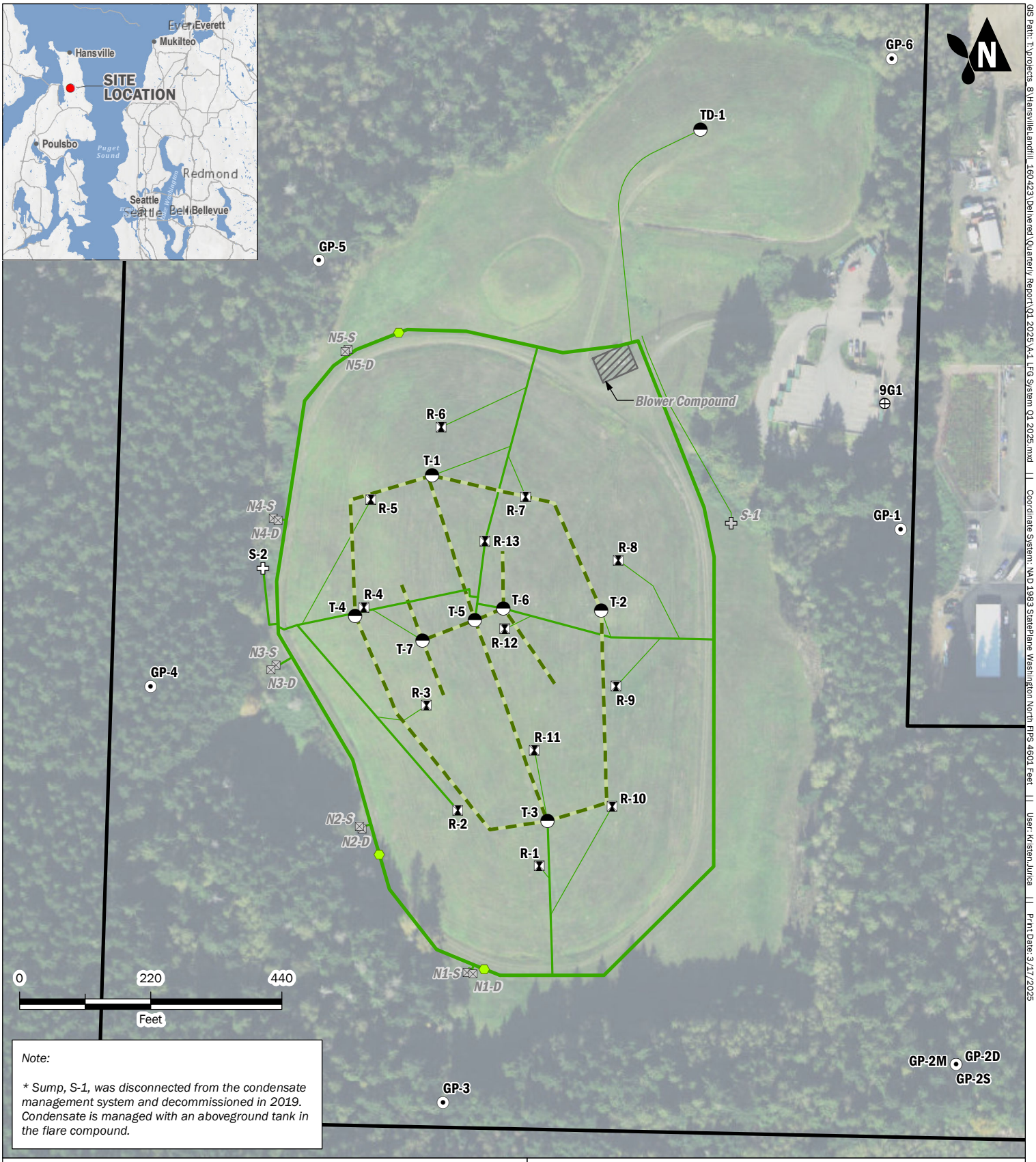

Note:

** Sump, S-1, was disconnected from the condensate management system and decommissioned in 2019. Condensate is managed with an aboveground tank in the flare compound.*

Exploration

- Gas Detection Probe
- Gas Extraction Well (in Refuse Completion)
- Gas Extraction Well (Native Soil Completion) *Disconnected in October, 2019*
- Trench Completion
- Well Geologic Control
- Condensate Sump
- Condensate Sump* *Decomissioned in 2019*

Landfill Gas System

- LFG Pipe - 2"
- LFG Pipe - 4"
- LFG Pipe - 6"
- Trench
- LFG Valve
- Landfill Boundary

Landfill Gas System

2025 First Quarter Environmental Monitoring Report
Hansville Landfill
Kitsap County, Washington

Aspect Consulting	MAR-2025	BY: JSJ / CMT / KMJ	FIGURE NO. A-1
	PROJECT NO. 160423	REVISED BY: ---/---	

Basemap Layer Credits || Esri, HERE, Garmin, (c) OpenStreetMap contributors, and the GIS user community
Copyright (C) 2020 - Kitsap County, HxGN Content Program
Sources: Esri, Maxar, Airbus DS, USGS, NGA, NASA, CGIAR, N Robinson, NCEAS, NLS, OS, NMA, Geodatastyrelsen, Rijkswaterstaat, GSA, Geoland, FEMA, Intermap, and the GIS user community

GIS Path: T:\projects_8\Hansville Landfill_160423\Delivered\Quarterly Report\Q1 2025\A-1 LFG System Q1 2025.mxd || Coordinate System: NAD 1983 StatePlane Washington North FIPS 4601 Feet || User: Kristen Jurica || Print Date: 3/17/2025

Table A-1. Landfill Gas Data, First Quarter 2025

Project No. AS160423, Hansville Landfill, Hansville, Washington

Location	Map ID	Date/Time	Methane CH_4 (% by vol)	Carbon Dioxide CO_2 (% by vol)	Oxygen O_2 (% by vol)	Balance Bal (% by vol)	System Pressure ("H_2O)	Static Pressure ("H_2O)	Wellhead Temperature (°F)	Flow Rate (SCFM)
Blower Inlet		3/20/25 8:38	2.7	15.1	3.9	78.3	-7.67	-7.16	46.3	111.6
Blower Outlet		3/20/25 8:44	2.6	15	4.1	78.3	0.25	N/A	74.9	N/A
Extraction Well 001	R-1	3/20/25 14:05	3.8	16.5	0.1	79.6	-1.77	-0.84	48.8	0.6
Extraction Well 002	R-2	3/20/25 14:17	1.1	13.4	7.3	78.2	-1.76	N/A	71.4	N/A
Extraction Well 003	R-3	3/20/25 14:23	5.3	18.3	0	76.4	-5.35	-1.42	51.6	3.9
Extraction Well 004	R-4	3/20/25 14:54	2.8	17.9	2	77.3	-5.71	-1.79	68.3	2.7
Extraction Well 005	R-5	3/20/25 15:21	2.7	19.5	0.8	77	-4.48	-1.16	76.2	3.3
Extraction Well 006	R-6	3/20/25 15:30	2.1	9.2	12.1	76.6	-4.69	-1.86	83.2	3.5
Extraction Well 007	R-7	3/20/25 15:39	0	15.1	4.3	80.6	-4.57	-1.17	62	2.9
Extraction Well 008	R-8	3/20/25 13:44	3.9	19.3	0.1	76.7	-2.51	-1.66	54.4	2.4
Extraction Well 009	R-9	3/20/25 13:51	1.1	12	7.7	79.2	-2.52	N/A	101.4	N/A
Extraction Well 010	R-10	3/20/25 14:00	5.2	11.2	6.3	77.3	-2.05	-1.41	53.3	1.4
Extraction Well 011	R-11	3/20/25 14:14	2.6	14.7	0.1	82.6	-1.82	-1.21	46.1	1.8
Extraction Well 012	R-12	3/20/25 14:39	6.1	10.9	0	83	-2.01	-1.47	50.4	1.8
Extraction Well 013	R-13	3/20/25 15:35	2.3	15.4	2.8	79.5	-4.32	N/A	68.9	N/A
Trench Collector TD-1	TD-1	3/20/25 13:37	1.2	20.2	0.2	78.4	0.43	0.46	47.4	15.7
Trench Collector TR-1	TR-1	3/20/25 15:25	0.2	9.9	10.8	79.1	-5.37	-1.11	64.7	3.4
Trench Collector TR-2	TR-2	3/20/25 13:48	3.8	16.8	1.6	77.8	-2.26	N/A	51.5	N/A
Trench Collector TR-3	TR-3	3/20/25 14:09	2.9	16	2.9	78.2	-1.63	N/A	53.1	N/A
Trench Collector TR-4	TR-4	3/20/25 14:59	0.6	18.3	1.1	80	-6.84	-1.23	56.2	3.5
Trench Collector TR-5	TR-5	3/20/25 14:33	3	15.4	4.3	77.3	-1.33	N/A	51.5	N/A
Trench Collector TR-6	TR-6	3/20/25 14:42	3.5	13	6.2	77.3	-1.59	N/A	53.6	N/A
Trench Collector TR-7	TR-7	3/20/25 14:29	6.5	14.7	1.9	76.9	-5.74	-1.41	50	3.7
Gas Probe 1	GP-1	3/20/25 9:40	0	0.5	21.1	78.4	-0.14	N/A	N/A	N/A
Gas Probe 2 Shallow	GP-2S	3/20/25 10:06	0	0.1	21.5	78.4	-0.01	N/A	N/A	N/A
Gas Probe 2 Middle	GP-2M	3/20/25 10:18	0	1.1	19.9	78.4	-0.3	N/A	N/A	N/A
Gas Probe 2 Deep	GP-2D	3/20/25 10:30	0	1.1	19.6	79	0.02	N/A	N/A	N/A
Gas Probe 3	GP-3	3/20/25 11:15	0	1.1	19.7	79.3	-0.02	N/A	N/A	N/A
Gas Probe 4	GP-4	3/20/25 11:32	0	1.8	19.8	79.2	-0.13	N/A	N/A	N/A
Gas Probe 5	GP-5	3/20/25 12:44	0	0.1	21.3	78.4	-0.06	N/A	N/A	N/A
Gas Probe 6	GP-6	3/20/25 13:02	0	3.4	17.5	78.6	-0.07	N/A	N/A	N/A
Gas Probe 7	GP-7	3/20/25 11:49	0	3	18.6	79.1	-0.08	N/A	N/A	N/A

Notes

System pressure represents the vacuum available at the wellhead. Static pressure represents the equilibrium downhole pressure.

Flow rates measured using orifice plates (where installed).

N/A = indicates parameter not measured.

°F = degrees Fahrenheit

"H_2O = inches water column

SCFM = standard cubici feet per minute

ATTACHMENT B

Water Quality Results

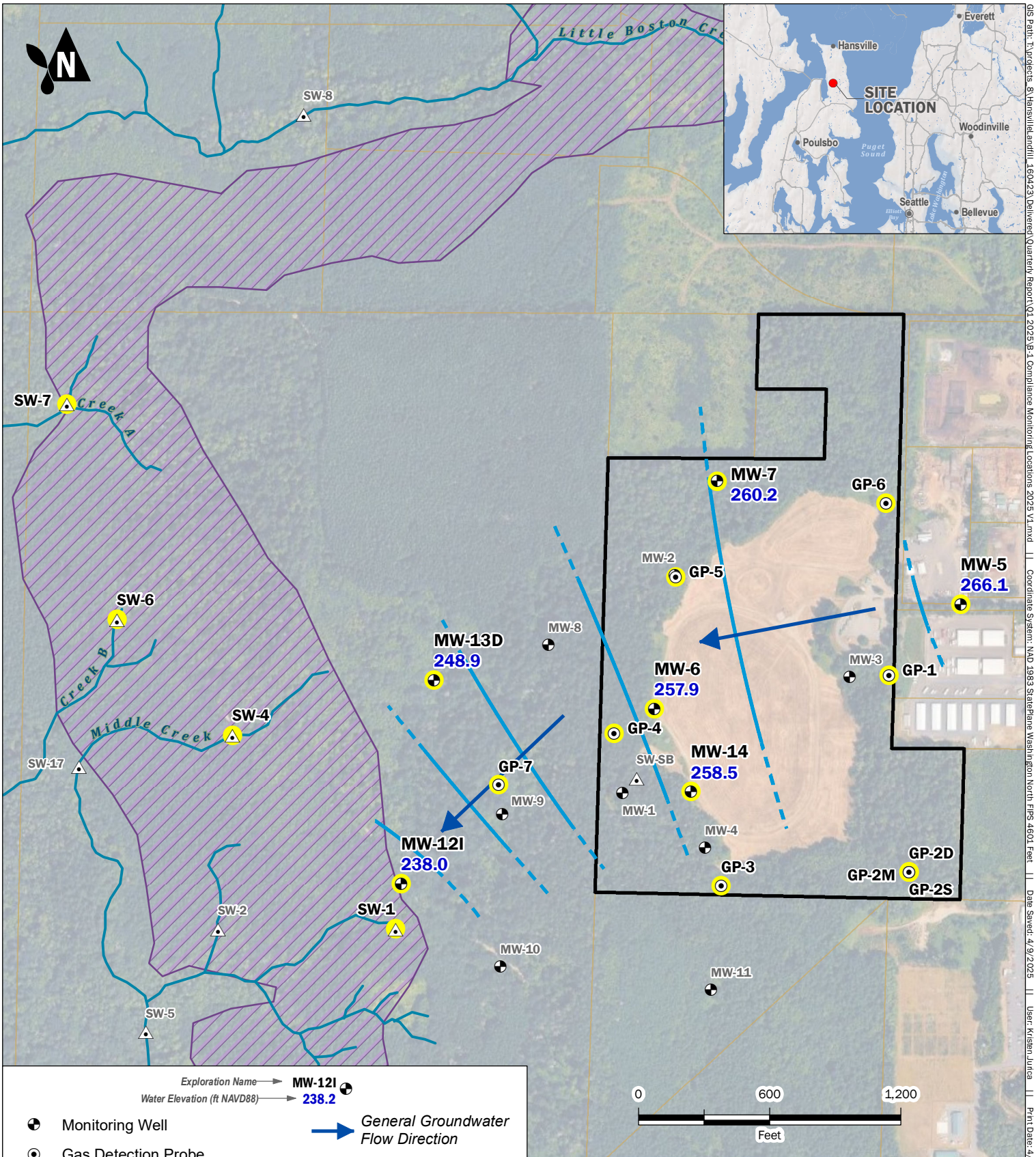

Exploration Name → MW-12I
Water Elevation (ft NAVD88) → 238.2

- Monitoring Well
- Gas Detection Probe
- Surface Water Station
- Compliance Monitoring Location
- Water Elevation Contour (ft NAVD88, dashed where inferred) *Measured January 22, 2025*
- *General Groundwater Flow Direction*
- Approximate Area of Groundwater Discharge from Upper Aquifer
- Stream
- Landfill Boundary
- Tax Parcel

Note: Vertical datum is NAVD88. Approximate area of groundwater discharge from upper aquifer delineation from Remedial Investigation Report (Parametrix, 2006).

Compliance Monitoring Locations

2025 First Quarter Environmental Monitoring Report
Hansville Landfill
Kitsap County, Washington

Aspect Consulting	APR-2025	BY: CMT / HMD	FIGURE NO. B-1
	PROJECT NO. 160423	REVISED BY: KMJ	

Basemap Layer Credits || Esri, HERE, Garmin, (c) OpenStreetMap contributors, and the GIS user community
Copyright:(c) 2014 Esri

GIS Path: T:\projects_8\Hansville\Landfill_160423\Delivered\Quarterly Report\Q1 2025\B-1 Compliance Monitoring Locations 2025 V1.mxd || Coordinate System: NAD 1983 StatePlane Washington North FIPS 4601 Feet || Date Saved: 4/9/2025 || User: Kristen.Jurica || Print Date: 4/9/2025

Table B-1. Water Level Elevations

Project No. AS160423, Hansville Landfill, Hansville, Washington

Well	Ground Elevation (ft NAVD88)	Top of Casing Elevation (ft NAVD88)	Screen Elevation (ft NAVD88)		Depth to Water (ft)	Water Level Elevation (ft NAVD88)
			Top	Bottom		
MW-5	363.7	366.9	244	234	100.76	266.1
MW-6	332.0	332.7	260	245	74.79	257.9
MW-7	344.3	346.0	259	244	85.81	260.2
MW-12I	245.6	248.1	217	207	10.09	238.0
MW-13D	258.1	260.4	205	195	11.48	248.9
MW-14	338.6	341.1	262	247	82.58	258.5

Notes:

Depths to water collected January 22, 2025.

Elevations relative to North American Vertical Datum of 1988 (NAVD88).

ft = feet

Table B-2. Groundwater Quality Results

Confidential Attorney Client Privilege

Project No. 160423, Hansville Landfill, Hansville, Washington

		Location	MW-5	MW-6	MW-7	MW-12I	MW-13D	MW-14
		Date	01/22/2025	01/22/2025	01/22/2025	01/22/2025	01/22/2025	01/22/2025
		Sample	MW-5-250122	MW-6-250122	MW-7-250122	MW-12I-250122	MW-13D-250122	MW-14-250122
Analyte	Unit	Hansville SCL						
Field Parameters								
Temperature	deg C		**10.06**	**11.57**	**9**	**9.63**	**10.09**	**10.2**
Specific Conductance	uS/cm		**153.29**	**196.9**	**236.4**	**194.72**	**137.9**	**178.1**
Dissolved Oxygen	mg/L		**9.91**	**0.3**	**1.13**	**0.16**	**0.18**	**0.34**
pH	pH units		**6.84**	**7.01**	**6.18**	**6.94**	**7.35**	**7.24**
Oxidation Reduction Potential	mV		**137.2**	**88.5**	**167.6**	**112.2**	**88.8**	**88.1**
Turbidity	NTU		**0**	**0**	**7.77**	**0**	**0**	**2.31**
Conventionals								
Alkalinity as Bicarbonate	mg/L as CaCO3		**76**	**120**	**130**	**110**	**70**	**74**
Alkalinity as Carbonate	mg/L as CaCO3		< 2 U	< 2 U	< 2 U	< 2 U	< 2 U	< 2 U
Alkalinity, Total	mg/L as CaCO3		**76**	**120**	**130**	**110**	**70**	**74**
Ammonia as Nitrogen	mg/L		< 0.053 U	< 0.053 U	< 0.053 U	< 0.053 U	< 0.053 U	< 0.053 U
Chloride	mg/L		**3.5**	**3.8**	< 2 U	**8.8**	**5.2**	**4.2**
Nitrate as Nitrogen	mg/L		**4.1**	**0.16**	< 0.05 U	< 0.05 U	< 0.05 U	< 0.05 U
Nitrite as Nitrogen	mg/L		< 0.02 U	**0.06**	< 0.02 U	< 0.02 U	< 0.02 U	< 0.02 U
Orthophosphate	mg/L		**0.034**	**0.028**	**0.057**	**0.037**	**0.082**	**0.11**
Sulfate	mg/L		**6.6**	**16**	< 5 U	**9.1**	**14**	**7.5**
Total Organic Carbon	mg/L		< 1 U	< 1 U	**1.7**	**2.1**	< 1 U	**1.8**
Metals, dissolved								
Arsenic	ug/L	5	**1.5**	**2**	**1.5**	**2.2**	**5**	**11**
Manganese	ug/L	2240	< 10 U	**190**	< 10 U	**56**	< 10 U	**790**
VOCs								
1,1-Dichloroethane	ug/L		< 0.2 U	**0.39**	< 0.2 U	< 0.2 U	< 0.2 U	**0.21**
cis-1,2-Dichloroethene (cDCE	ug/L		< 0.2 U	**0.3**	< 0.2 U	**0.51**	< 0.2 U	**0.99**
trans-1,2-Dichloroethene	ug/L		< 0.2 U	< 0.2 U	< 0.2 U	< 0.2 U	< 0.2 U	**0.37**
Trichloroethene (TCE)	ug/L		< 0.2 U	< 0.2 U	< 0.2 U	< 0.2 U	< 0.2 U	**0.53**
Vinyl Chloride	ug/L	0.025	< 0.02 U	**0.042**	< 0.02 U	**0.037**	< 0.02 U	< 0.02 U

Bold - detected

Blue Shaded - Detected result or nondetected RL exceeded screening level

U - Analyte not detected at or above Reporting Limit (RL) shown

µS/cm = microSiemens per centimeter

deg C = degrees Celsius

NTU = Nephelometric Turbidity Units

mg/L = milligrams per liter

ug/L = micrograms per liter

Table B-3. Surface Water Quality Results

Project No. 160423, Hansville Landfill, Hansville, Washington

			Location	SW-1	SW-4	SW-6	SW-7
			Date	01/22/2025	01/22/2025	01/22/2025	01/22/2025
			Sample	SW-1-250122	SW-4-250122	SW-6-250122	SW-7-250122
Analyte	Unit	Hansville SCL					
Field Parameters							
Temperature	deg C			**7.6**	**5.8**	**3.5**	**4.7**
Specific Conductance	uS/cm			**187**	**322.6**	**120.6**	**155**
Dissolved Oxygen	mg/L			**13.22**	**14.98**	**15.8**	**15.75**
pH	pH units			**7.39**	**7.64**	**7.62**	**7.28**
Oxidation Reduction Potential	mV			**134.3**	**138.3**	**113.7**	**141.3**
Turbidity	NTU			**2.41**	**2.35**	**8.36**	**3.37**
Conventionals							
Alkalinity as Bicarbonate	mg/L as CaCO3			**74**	**140**	**46**	**58**
Alkalinity as Carbonate	mg/L as CaCO3			< 2 U	< 2 U	< 2 U	< 2 U
Alkalinity, Total	mg/L as CaCO3			**74**	**140**	**46**	**58**
Ammonia as Nitrogen	mg/L			< 0.053 U	< 0.053 U	< 0.053 U	< 0.053 U
Chloride	mg/L			**6.1**	**11**	**5.1**	**4.2**
Nitrate as Nitrogen	mg/L			< 0.05 U	< 0.05 U	< 0.05 U	< 0.05 U
Nitrite as Nitrogen	mg/L			< 0.02 U	< 0.02 U	< 0.02 U	< 0.02 U
Orthophosphate	mg/L			**0.026**	**0.017**	**0.018**	**0.045**
Sulfate	mg/L			**8.2**	**24**	< 5 U	**10**
Total Organic Carbon	mg/L			**2**	**8.9**	**20**	**8.7**
Metals, dissolved							
Arsenic	ug/L	5		**1.4**	**1.3**	**2**	< 1 U
Manganese	ug/L	2240		< 10 U	**36**	**24**	< 10 U
VOCs							
Vinyl Chloride	ug/L	0.025		< 0.02 U	< 0.02 U	< 0.02 U	< 0.02 U

Bold - detected
Blue Shaded - Detected result or nondetected RL exceeded screening level
U - Analyte not detected at or above Reporting Limit (RL) shown
µS/cm = microSiemens per centimeter
deg C = degrees Celsius
NTU = Nephelometric Turbidity Units
mg/L = milligrams per liter
ug/L = micrograms per liter

ATTACHMENT C

Groundwater Statistics and Time-Series Plots

Table C-1. Statistical Analysis

Project AS160423, Hansville Landfill, Hansville, WA

Dissolved Arsenic Statistical Results

Well	Statistical Trend[1]	Mann-Kendall Test[2]				Sen's Slope	
		Test Value, Z	Critical Value	Number of data points, n	Statistical Significance	(mg/L per day)	(mg/L per year)
MW-5	--[3]	--	--	--	--	--	--
MW-6	--	--	--	--	--	--	--
MW-7	--	--	--	--	--	--	--
MW-12I	--	--	--	--	--	--	--
MW-13D	Increasing	8.3	1.96	72	Yes	4.4E-04	1.6E-4
MW-14	Decreasing	-8.4	-1.96	72	Yes	-2.3E-03	-0.849

Vinyl Chloride Statistical Results

Well	Statistical Trend[1]	Mann-Kendall Test[2]				Sen's Slope	
		Test Value, Z	Critical Value	Number of data points, n	Statistical Significance	(ug/L per day)	(ug/L per year)
MW-5	--[3]	--	--	--	--	--	--
MW-6	Decreasing	-9.3	-1.96	73	Yes	-5.5E-05	-0.020
MW-7	--	--	--	--	--	--	--
MW-12I	Decreasing	-8.0	-1.96	73	Yes	-5.9E-05	-0.021
MW-13D	--	--	--	--	--	--	--
MW-14	Decreasing	-9.9	-1.96	73	Yes	-7.2E-05	-0.026

Notes:

1 - The Statistical Trend indicates:
"Non-significant" if the magnitude of the Test Value is less than the Critical Value,
"Increasing" if the magnitude of the Test Value is greater than the Critical Value and the Sen's Slope is positive, or
"Decreasing" if the magnitude of the Test Value is greater than the Critical Value and the Sen's Slope is negative.

2 - Mann-Kendall tests were performed with alpha = 0.05 (95% confidence level).
For N>40, Mann-Kendall uses an approximation of a normal distribution, represented by Test Value Z.

3 - "--" Indicates statistical analysis not conducted.
ug/L - micrograms per liter
mg/L - milligrams per liter

4 - Data range is from 1st quarter 2007 through 1st quarter 2025

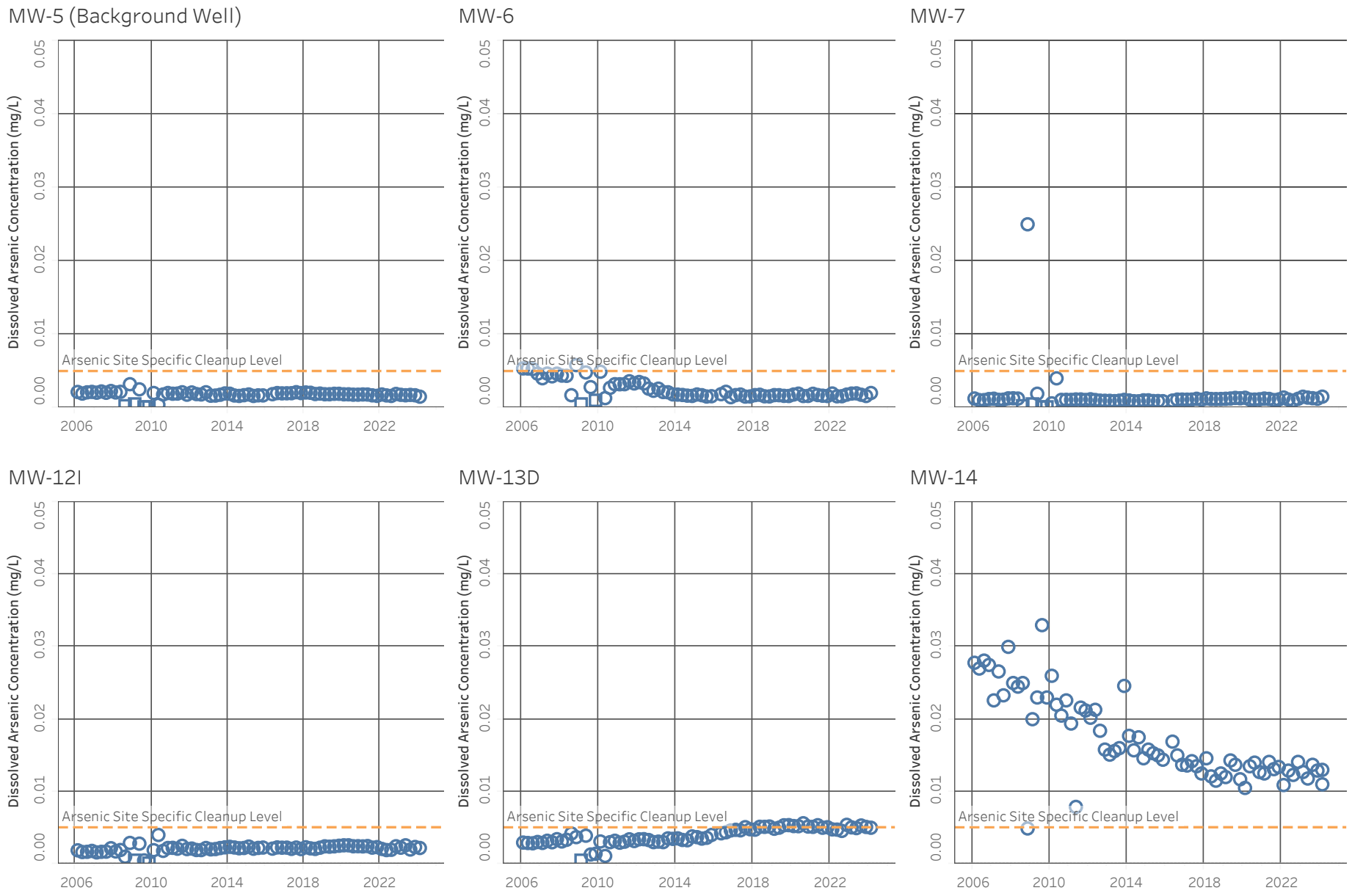

Note: Non-detected values are shown at 1/2 the reporting limit. Results from First Quarter 2017 were rejected. See text.

Result Flags

○ Detected

□ U - Non-Detect

Aspect CONSULTING

01/22/2025
Trend Plots (As)

Figure C-1 - First Quarter Dissolved Arsenic Sampling Results

2025 First Quarter Environmental Monitoring Report
Hansville Landfill
Kitsap County, WA

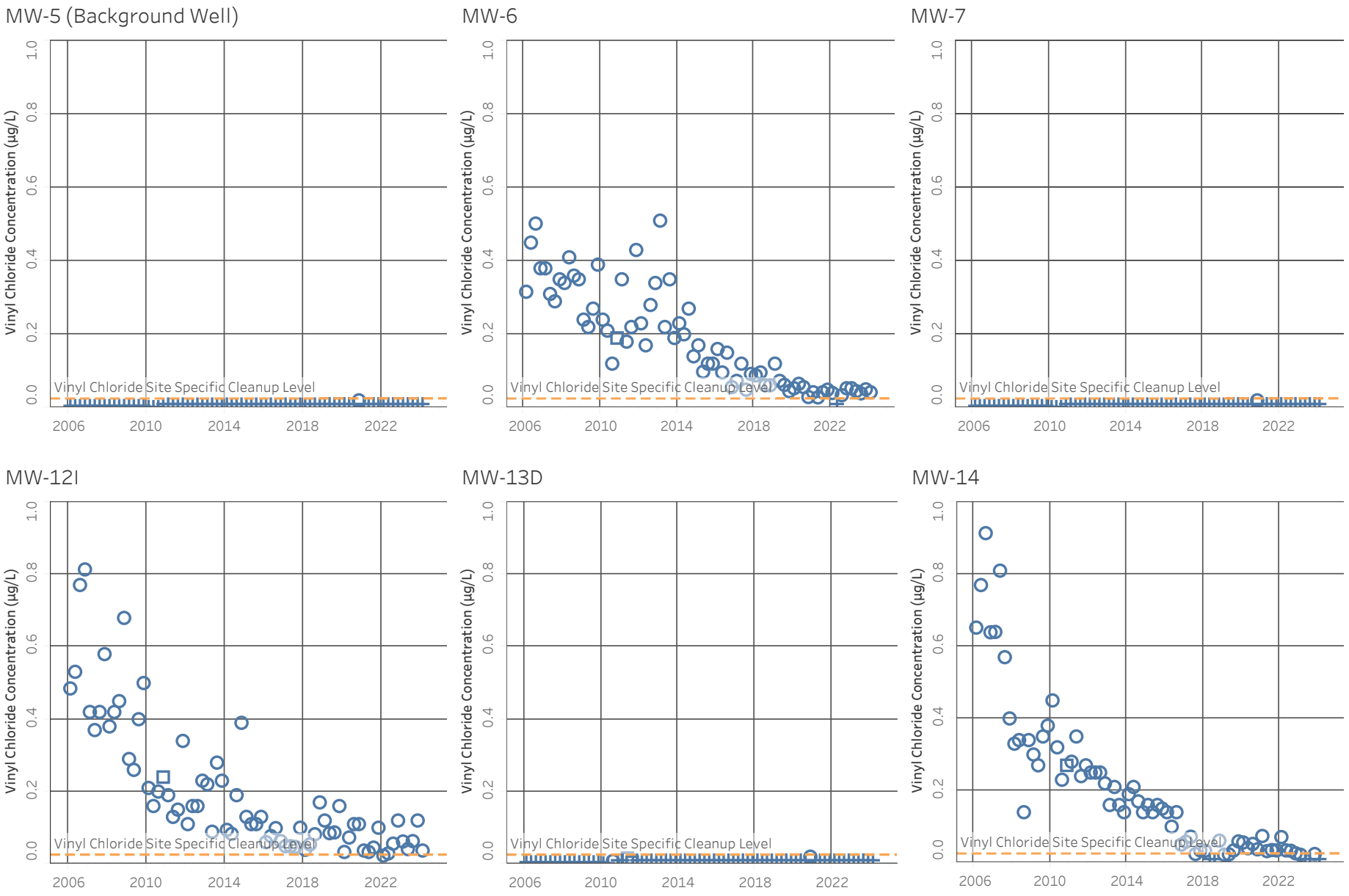

Note: Non-detected values are shown at 1/2 the reporting limit.

Result Flags

○ Detected □ J - Estimate + U - Non-Detect

Aspect CONSULTING

01/22/2025
Trend Plots (VC) 2021

Figure C-2 - 2025 First Quarter Vinyl Chloride Sampling Results

2025 First Quarter Environmental Monitoring Report
Hansville Landfill
Kitsap County, WA

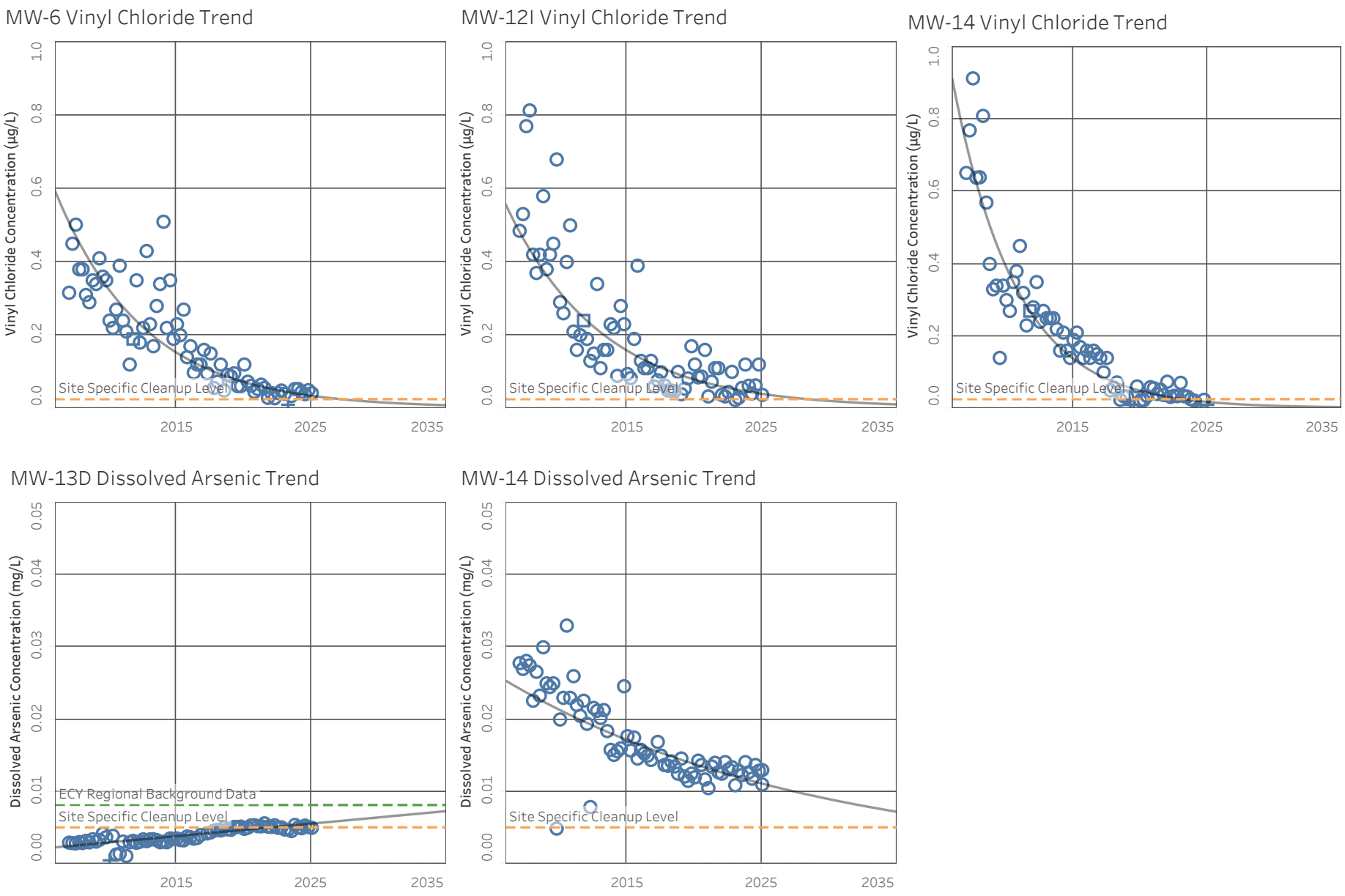

Note: Non-detected values are shown at 1/2 the reporting limit.
Attentuation curves based on exponential least squares fit to the data.

Aspect CONSULTING

01/22/2025
Trend Plots (VC) 2021

Figure C-3 - 10 Year Attenuation Curves
2025 First Quarter Environmental Monitoring Report
Hansville Landfill
Kitsap County, WA

ATTACHMENT D

Field Forms and Laboratory Reports

Aspect CONSULTING

Sample ID: MW-5-250122

GROUNDWATER SAMPLING RECORD

WELL NUMBER: MW-5 Page: 1 of 1

Project Name: Hansville Landfill Q1 2025 Project Number: AS160423

Date: 1/22/2025

Sampled by: CMT / KL

Measuring Point of Well: NTOC

Screened Interval (ft. bgs) —

Filter Pack Interval (ft. bgs) —

Starting Water Level (ft TOC): 100.76

Sample Intake Depth (ft TOC): Dedicated tubing

Total Depth After Sampling (ft TOC): — Bladder Pump

Casing Diameter (inches): 2"

Casing Volume — (ft Water) x — (L/ft) = — (L)

Casing volumes: 3/4"= 0.09 L/ft 2" = 0.62 L/ft 4" = 2.46 L/ft 6" = 5.56 L/ft

WELL CONDITION

Vault Condition: Good Well Sealed? Yes Lock Present? yes

Standing Water in Vault? No Ecology Well Tag Present (and Number if yes)? NO

PURGING MEASUREMENTS

Stabilization Criteria (for 3 consecutive readings):		Typical 0.1-0.5 Lpm	Stable (<0.3 ft target)	na	± 3%	± 10% (or ± 0.5 mg/L if < 1 mg/L)	± 0.1	± 10 mV	± 10% (or 3 succesive < 10 NTU)	
Time	Cumul. Volume (L)	Purge Rate (mL/min)	Water Level (ft)	Temp. (°C)	Specific Conductance (µS/cm)	Dissolved Oxygen (mg/L)	pH	ORP (mv)	Turbidity (NTU)	Comments
1019	0.0	0.3								Start
1024	1.5		100.77	10.39	155.10	9.49	6.46	154.8	3.41	
1029	3.0		100.77	10.48	156.23	9.50	6.87	154.5	0.00	*Underrange
1034	4.5		100.76	10.44	155.42	9.82	6.94	147.0	0.98	
1039	6.0		100.77	10.47	155.18	9.75	6.94	140.7	0.00	Clear, no odor,
1044	7.5		100.76	10.43	155.75	9.81	6.92	134.9	0.62	no sheen
1049	8.0		100.74	10.40	153.30	9.89	6.84	136.5	0.00	
1054	9.5		100.76	10.06	153.29	9.91	6.84	137.2	0.00	
1100	10									Sample

Total Liters Purged: 15 L Total Casing Volumes Removed: — Ending Water Level (ft TOC): 100.74

SAMPLE INVENTORY

Time	Volume	Bottle Type	Quantity	Filtration	Preservation	Appearance Color	Appearance Turbidity & Sediment	Remarks
1100	40 ml	VOAs	3	No	HCL	Clear	0.00	for VOCs (47 of them) and Vinyl Chloride
	250 ml	Poly	1	YES	HNO3			Diss. Mn and As. (FF) In the same bottle
	250 ml	Poly	1	YES	None			Ortho-pos (FF)
	500 ml	Poly	1	No	None			Nitrate, Nitrite, Chloride, Sulfate
	250 ml	Poly	1	No	None			Alkalinity, Carbonate, Bicarbonate: NO HEADSPACE
	250 ml	Poly	1	No	HCL			Total Organic Carbon (TOC)
	250 ml	Poly	1	No	H2SO4			Ammonia

METHODS

Parameters measured with (instrument model & serial number): ~~Orange YSI~~ Pure aquatrill, ~~Orange Turbidimeter~~ Blue, ~~Purple and White~~ Red and yellow WLI OR

Purging Equipment: Dedicated Bladder pump or Orange peri-pump Decon Equipment: Alconox and DI water

Disposal of Discharged Water: On site

Observations/Comments: CDM : 1, 33 sec discharge, ~200 PSI

Aspect CONSULTING

Sample ID: MW-6-250122

GROUNDWATER SAMPLING RECORD

WELL NUMBER: MW-6 Page: 1 of 1

Project Name: Hansville Landfill Q1 2025 Project Number: AS160423

Date: 1/22/2025

Sampled by: CMT / (KL)

Measuring Point of Well: NTOC

Screened Interval (ft. bgs) —

Filter Pack Interval (ft. bgs) —

Starting Water Level (ft TOC): 74.79

Sample Intake Depth (ft TOC): dedicated

Total Depth After Sampling (ft TOC): — Pump

Casing Diameter (inches): 2"

Casing Volume — (ft Water) x — (L/ft) = — (L)

Casing volumes: 3/4"= 0.09 L/ft 2" = 0.62 L/ft 4" = 2.46 L/ft 6" = 5.56 L/ft

WELL CONDITION

Vault Condition: Good Well Sealed? Yes Lock Present? Yes

Standing Water in Vault? No Ecology Well Tag Present (and Number if yes)? No

PURGING MEASUREMENTS

Stabilization Criteria (for 3 consecutive readings):		Typical 0.1-0.5 Lpm	Stable (<0.3 ft target)	na	± 3%	± 10% (or ± 0.5 mg/L if < 1 mg/L)	± 0.1	± 10 mV	± 10% (or 3 succesive < 10 NTU)	
Time	Cumul. Volume (L)	Purge Rate (mL/min)	Water Level (ft)	Temp. (°C)	Specific Conductance (µS/cm)	Dissolved Oxygen (mg/L)	pH	ORP (mv)	Turbidity (NTU)	Comments
1435	0.0	0.2	—	—	—	—	—	—	—	Start
1440	1.0		74.83	11.11	198.49	3.76	7.18	91.0	0.00	Fluctuating
1445	2.0		74.86	11.64	197.01	0.58	7.00	89.8	0.00	clear, no odor,
1450	3.0		74.91	11.71	197.34	0.34	7.01	88.6	0.00	no sheen
1455	4.0		74.91	11.57	196.90	0.30	7.01	78.5	0.00	
1500	5.0		—	—	—	—	—	—	—	Sample

Total Liters Purged: ~8 Total Casing Volumes Removed: — Ending Water Level (ft TOC): 74.89

SAMPLE INVENTORY

Time	Volume	Bottle Type	Quantity	Filtration	Preservation	Appearance: Color	Appearance: Turbidity & Sediment	Remarks
1500	40 ml	VOAs	3	No	HCL	Clear	0.00	for VOCs (47 of them) and Vinyl Chloride
	250 ml	Poly	1	YES	HNO3			Diss. Mn and As. (FF) In the same bottle
	250 ml	Poly	1	YES	None			Ortho-pos (FF)
	500 ml	Poly	1	No	None			Nitrate, Nitrite, Chloride, Sulfate
	250 ml	Poly	1	No	None			Alkalinity, Carbonate, Bicarbonate: NO HEADSPACE
	250 ml	Poly	1	No	HCL			Total Organic Carbon (TOC)
	250 ml	Poly	1	No	H2SO4			Ammonia

METHODS

Parameters measured with (instrument model & serial number): ~~Orange YSI, Orange~~ Pink Aquabolt Turbidimeter, ~~Purple and White~~ Red and Yellow WLI OR

Purging Equipment: Dedicated Bladder pump or Orange peri-pump Decon Equipment: Alconox and DI water

Disposal of Discharged Water: On site

Observations/Comments: —

Aspect CONSULTING

Sample ID: MW-7-250122

GROUNDWATER SAMPLING RECORD

WELL NUMBER: MW-7 Page: 1 of 1

Project Name: Hansville Landfill Q1 2025 Project Number: AS160423

Date: 1/22/2025

Sampled by: CMT / KL

Measuring Point of Well: NTOC

Screened Interval (ft. bgs) —

Filter Pack Interval (ft. bgs) —

Starting Water Level (ft TOC): 85.81

Sample Intake Depth (ft TOC):

Total Depth After Sampling (ft TOC):

Casing Diameter (inches): 2"

Casing Volume — (ft Water) x — (L/ft) = — (L)

Casing volumes: 3/4"= 0.09 L/ft 2" = 0.62 L/ft 4" = 2.46 L/ft 6" = 5.56 L/ft

WELL CONDITION

Vault Condition: good Well Sealed? yes Lock Present? yes

Standing Water in Vault? no Ecology Well Tag Present (and Number if yes)?

PURGING MEASUREMENTS

Stabilization Criteria (for 3 consecutive readings):		Typical 0.1-0.5 Lpm	Stable (<0.3 ft target)	na	± 3%	± 10% (or ± 0.5 mg/L if < 1 mg/L)	± 0.1	± 10 mV	± 10% (or 3 succesive < 10 NTU)	
Time	Cumul. Volume (L)	Purge Rate (mL/min)	Water Level (ft)	Temp. (°C)	Specific Conductance (µS/cm)	Dissolved Oxygen (mg/L)	pH	ORP (mv)	Turbidity (NTU)	Comments
0812										START
0816		0.2	85.85	9.2	248.0	3.22	6.15	171.0	41.9	no sheen no odor
0821			85.82	9.1	236.0	1.31	6.12	171.3	51.4	clear
0826			85.82	9.1	236.1	1.23	6.15	170.3	31.0	
0831			85.81	9.1	235.7	1.17	6.16	169.4	16.9	
0836			85.82	9.1	235.8	1.18	6.17	168.6	10.3	
0941			85.81	9.1	235.8	1.18	6.18	168.1	9.08	
0846	8.5		85.83	9.0	236.4	1.13	6.18	167.6	7.77	
0850										Sample

Total Liters Purged: 8.5 Total Casing Volumes Removed: — Ending Water Level (ft TOC): 85.82

SAMPLE INVENTORY

Time	Volume	Bottle Type	Quantity	Filtration	Preservation	Appearance: Color	Appearance: Turbidity & Sediment	Remarks
0850	40 ml	VOAs	3	No	HCL	clear	7.77	for VOCs (47 of them) and Vinyl Chloride
	250 ml	Poly	1	YES	HNO3			Diss. Mn and As. (FF) In the same bottle
	250 ml	Poly	1	YES	None			Ortho-pos (FF)
	500 ml	Poly	1	No	None			Nitrate, Nitrite, Chloride, Sulfate
	250 ml	Poly	1	No	None			Alkalinity, Carbonate, Bicarbonate: NO HEADSPACE
	250 ml	Poly	1	No	HCL			Total Organic Carbon (TOC)
	250 ml	Poly	1	No	H2SO4			Ammonia

METHODS

Parameters measured with (instrument model & serial number): Orange YSI, Orange Turbidimeter, Purple and White WLI OR

Purging Equipment: Dedicated Bladder pump or Orange peri-pump Decon Equipment: Alconox and DI water

Disposal of Discharged Water: On site

Observations/Comments:

Aspect CONSULTING

Sample ID: MW-12I-250122

GROUNDWATER SAMPLING RECORD

WELL NUMBER: MW-12I Page: 1 of 1

Project Name: Hansville Landfill Q1 2025 Project Number: AS160423

Date: 1/22/2025

Sampled by: CMT / RL

Measuring Point of Well: NTOC

Screened Interval (ft. bgs): -

Filter Pack Interval (ft. bgs): -

Starting Water Level (ft TOC): 10.09

Sample Intake Depth (ft TOC): Dedicated

Total Depth After Sampling (ft TOC): ~ Pump

Casing Diameter (inches): 2"

Casing Volume - (ft Water) x - (L/ft) = - (L)

Casing volumes: 3/4"= 0.09 L/ft 2" = 0.62 L/ft 4" = 2.46 L/ft 6" = 5.56 L/ft

WELL CONDITION

Vault Condition: Good Well Sealed? Yes Lock Present? Yes

Standing Water in Vault? No Ecology Well Tag Present (and Number if yes)? NO

PURGING MEASUREMENTS

Stabilization Criteria (for 3 consecutive readings):		Typical 0.1-0.5 Lpm	Stable (<0.3 ft target)	na	± 3%	± 10% (or ± 0.5 mg/L if < 1 mg/L)	± 0.1	± 10 mV	± 10% (or 3 succesive < 10 NTU)	
Time	Cumul. Volume (L)	Purge Rate (mL/min)	Water Level (ft)	Temp. (°C)	Specific Conductance (µS/cm)	Dissolved Oxygen (mg/L)	pH	ORP (mv)	Turbidity (NTU)	Comments
1141	0.0	0.3	—	9.24	191.31	0.83	6.93	129.6	0.00	Start
1146	1.5	↓	10.15	9.62	195.39	0.21	6.95	118.5	0.00	* underranged
1151	3.0	↓	10.23	↓	↓	↓	↓	↓	↓	clear, no odor, no sheen
1156	4.5	↓	10.31	9.62	194.45	0.17	7.00	112.7	0.00	
1201	5.0	↓	10.24	9.63	194.72	0.16	6.94	112.2	0.00	
1205	6.5		—	—	—	—	—	—	—	Sample

Total Liters Purged: 1.5 Total Casing Volumes Removed: - Ending Water Level (ft TOC): 10.21

SAMPLE INVENTORY

Time	Volume	Bottle Type	Quantity	Filtration	Preservation	Appearance: Color	Appearance: Turbidity & Sediment	Remarks
1205	40 ml	VOAs	3	No	HCL	Clear	0.00	for VOCs (47 of them) and Vinyl Chloride
	250 ml	Poly	1	YES	HNO3			Diss. Mn and As. (FF) In the same bottle
	250 ml	Poly	1	YES	None			Ortho-pos (FF)
	500 ml	Poly	1	No	None			Nitrate, Nitrite, Chloride, Sulfate
	250 ml	Poly	1	No	None			Alkalinity, Carbonate, Bicarbonate: NO HEADSPACE
	250 ml	Poly	1	No	HCL			Total Organic Carbon (TOC)
	250 ml	Poly	1	No	H2SO4			Ammonia

METHODS

Parameters measured with (instrument model & serial number): ~~Orange YSI, Orange Turbidimeter, Purple and White WLI~~ Amber Apurite Pump, Red and Yellow Pump OR

Purging Equipment: Dedicated Bladder pump or Orange peri-pump Decon Equipment: Alconox and DI water

Disposal of Discharged Water: On site

Observations/Comments:

Aspect CONSULTING

Sample ID: MW-13D-250122

GROUNDWATER SAMPLING RECORD

WELL NUMBER: MW-13D Page: 1 of 1

Project Name: Hansville Landfill Q1 2025 Project Number: AS160423

Date: 1/22/2025

Sampled by: CMT / KL

Measuring Point of Well: NTOC

Screened Interval (ft. bgs): ~

Filter Pack Interval (ft. bgs): ~

Starting Water Level (ft TOC): 11.48

Sample Intake Depth (ft TOC): Dedicated

Total Depth After Sampling (ft TOC): ~ Pump

Casing Diameter (inches): 2"

Casing Volume ~ (ft Water) x ~ (L/ft) = ~ (L)

Casing volumes: 3/4"= 0.09 L/ft 2" = 0.62 L/ft 4" = 2.46 L/ft 6" = 5.56 L/ft

WELL CONDITION

Vault Condition: Good Well Sealed? Yes Lock Present? Yes

Standing Water in Vault? No Ecology Well Tag Present (and Number if yes)? No

PURGING MEASUREMENTS

Stabilization Criteria (for 3 consecutive readings):		Typical 0.1-0.5 Lpm	Stable (<0.3 ft target)	na	± 3%	± 10% (or ± 0.5 mg/L if < 1 mg/L)	± 0.1	± 10 mV	± 10% (or 3 succesive < 10 NTU)	
Time	Cumul. Volume (L)	Purge Rate (mL/min)	Water Level (ft)	Temp. (°C)	Specific Conductance (µS/cm)	Dissolved Oxygen (mg/L)	pH	ORP (mv)	Turbidity (NTU)	Comments
1248	0.0	0.3								Start
1253	0.5		11.89	10.03	138.32	1.00	7.31	98.4	0.00	* Underground
1258	3.0		11.90	10.10	137.85	0.24	7.34	97.1	0.00	
1303	4.5		11.79	10.10	137.90	0.19	7.21	103.1	0.00	Clear, no odor,
1308	5.0		11.91	10.11	137.90	0.18	7.39	92.6	0.00	no sheen
1313	6.5		11.93	10.15	137.85	0.18	7.34	93.6	~~0.00~~ 1.04	
1318	7.0		11.94	10.11	137.84	0.18	7.20	100.4	2.33	
1323	8.5		11.93	10.17	137.97	0.19	7.39	89.0	0.91	
1328	9.0		11.92	10.15	137.73	0.18	7.31	91.5	0.23	
1333	10.5		11.83	10.09	137.90	0.18	7.35	88.8	0.00	
1338										Sample

Total Liters Purged: ~16 Total Casing Volumes Removed: ~ Ending Water Level (ft TOC): 11.64

SAMPLE INVENTORY

Time	Volume	Bottle Type	Quantity	Filtration	Preservation	Appearance: Color	Appearance: Turbidity & Sediment	Remarks
1338	40 ml	VOAs	3	No	HCL	Clear	0.17	for VOCs (47 of them) and Vinyl Chloride
	250 ml	Poly	1	YES	HNO3			Diss. Mn and As. (FF) In the same bottle
	250 ml	Poly	1	YES	None			Ortho-pos (FF)
	500 ml	Poly	1	No	None			Nitrate, Nitrite, Chloride, Sulfate
	250 ml	Poly	1	No	None			Alkalinity, Carbonate, Bicarbonate: NO HEADSPACE
	250 ml	Poly	1	No	HCL			Total Organic Carbon (TOC)
	250 ml	Poly	1	No	H2SO4			Ammonia

METHODS

Parameters measured with (instrument model & serial number): ~~Orange~~ YSI, ~~Orange~~ Pink Turbidimeter, ~~Purple and White~~ Red and yellow WLI OR

Purging Equipment: Dedicated Bladder pump or Orange peri-pump Decon Equipment: Alconox and DI water

Disposal of Discharged Water: On site

Observations/Comments: Re-calibrate Turbidity meter @ 1305

Aspect CONSULTING

Sample ID: MW-14-250122 / MW-200D-250122

GROUNDWATER SAMPLING RECORD

WELL NUMBER: MW-14 Page: 1 of 1

Project Name: Hansville Landfill Q1 2025 Project Number: AS160423

Date: 1/22/2025

Sampled by: CMT / KL

Measuring Point of Well: NTOC

Screened Interval (ft. bgs) –

Filter Pack Interval (ft. bgs) –

Starting Water Level (ft TOC): 82.58

Sample Intake Depth (ft TOC): –

Total Depth After Sampling (ft TOC): –

Casing Diameter (inches): 2"

Casing Volume – (ft Water) x – (L/ft) = – (L)

Casing volumes: 3/4"= 0.09 L/ft 2" = 0.62 L/ft 4" = 2.46 L/ft 6" = 5.56 L/ft

WELL CONDITION

Vault Condition: good Well Sealed? yes Lock Present? yes

Standing Water in Vault? no Ecology Well Tag Present (and Number if yes)? –

PURGING MEASUREMENTS

Stabilization Criteria (for 3 consecutive readings):		Typical 0.1-0.5 Lpm	Stable (<0.3 ft target)	na	± 3%	± 10% (or ± 0.5 mg/L if < 1 mg/L)	± 0.1	± 10 mV	± 10% (or 3 succesive < 10 NTU)	
Time	Cumul. Volume (L)	Purge Rate (mL/min)	Water Level (ft)	Temp. (°C)	Specific Conductance (µS/cm)	Dissolved Oxygen (mg/L)	pH	ORP (mv)	Turbidity (NTU)	Comments
1507										START
1510		0.3	82.64	9.9	156.6	8.69	7.22	80.5	2.63	clear, no sheen,
1515			82.60	10.4	178.1	1.44	7.17	80.1	5.54	no odor
1520			82.64	10.3	179.4	0.80	7.18	83.9	5.35	
1525			82.64	10.4	179.0	0.40	7.22	86.3	2.95	
1530	6.0		82.64	10.2	178.1	0.34	7.24	88.1	2.31	
1535										Sampled

Total Liters Purged: 6.0 Total Casing Volumes Removed: Ending Water Level (ft TOC): 82.65

SAMPLE INVENTORY

Time	Volume	Bottle Type	Quantity	Filtration	Preservation	Appearance: Color	Appearance: Turbidity & Sediment	Remarks
1535	40 ml	VOAs	3	No	HCL	clear	1.86	for VOCs (47 of them) and Vinyl Chloride
	250 ml	Poly	1	YES	HNO3			Diss. Mn and As. (FF) In the same bottle
	250 ml	Poly	1	YES	None			Ortho-pos (FF)
	500 ml	Poly	1	No	None			Nitrate, Nitrite, Chloride, Sulfate
	250 ml	Poly	1	No	None			Alkalinity, Carbonate, Bicarbonate: NO HEADSPACE
	250 ml	Poly	1	No	HCL			Total Organic Carbon (TOC)
	250 ml	Poly	1	No	H2SO4			Ammonia

METHODS

Parameters measured with (instrument model & serial number): Orange YSI, Orange Turbidimeter, Purple and White WL OR

Purging Equipment: Dedicated Bladder pump or Orange peri-pump Decon Equipment: Alconox and DI water

Disposal of Discharged Water: On site

Observations/Comments: MW-200D-250122 is a field dup! @

CPM: 2, 150-200 psi, 10s discharge

Aspect CONSULTING

Sample ID: SW-1-250122

GROUNDWATER SAMPLING RECORD

WELL NUMBER: SW-1 Page: 1 of 1

Project Name: Hansville Landfill Q1 2025 Project Number: AS160423

Date: 1/22/2025

Sampled by: CMT / KL

Measuring Point of Well: NTOC

Screened Interval (ft. bgs): —

Filter Pack Interval (ft. bgs): —

Starting Water Level (ft TOC): —
Sample Intake Depth (ft TOC): —
Total Depth After Sampling (ft TOC): —
Casing Diameter (inches): —

Casing Volume — (ft Water) x — (L/ft) = — (L) *Surface Water

Casing volumes: 3/4"= 0.09 L/ft 2" = 0.62 L/ft 4" = 2.46 L/ft 6" = 5.56 L/ft

WELL CONDITION

Vault Condition: — Well Sealed? — Lock Present? —

Standing Water in Vault? — Ecology Well Tag Present (and Number if yes)? —

PURGING MEASUREMENTS

Stabilization Criteria (for 3 consecutive readings):		Typical 0.1-0.5 Lpm	Stable (<0.3 ft target)	na	± 3%	± 10% (or ± 0.5 mg/L if < 1 mg/L)	± 0.1	± 10 mV	± 10% (or 3 succesive < 10 NTU)	
Time	Cumul. Volume (L)	Purge Rate (mL/min)	Water Level (ft)	Temp. (°C)	Specific Conductance (µS/cm)	Dissolved Oxygen (mg/L)	pH	ORP (mv)	Turbidity (NTU)	Comments
1115	—	—	—	7.6	187.0	13.22	7.39	134.3	2.41	Grab. clear, no sheen, no odor.

Total Liters Purged: — Total Casing Volumes Removed: — Ending Water Level (ft TOC): —

SAMPLE INVENTORY

Time	Volume	Bottle Type	Quantity	Filtration	Preservation	Appearance: Color	Appearance: Turbidity & Sediment	Remarks
1115	40 ml	VOAs	3	No	HCL	Clear	2.41	for VOCs (47 of them) and Vinyl Chloride
	250 ml	Poly	1	YES	HNO3			Diss. Mn and As. (FF) In the same bottle
	250 ml	Poly	1	YES	None			Ortho-pos (FF)
	500 ml	Poly	1	No	None			Nitrate, Nitrite, Chloride, Sulfate
	250 ml	Poly	1	No	None			Alkalinity, Carbonate, Bicarbonate: NO HEADSPACE
	250 ml	Poly	1	No	HCL			Total Organic Carbon (TOC)
	250 ml	Poly	1	No	H2SO4			Ammonia

METHODS

Parameters measured with (instrument model & serial number): Orange YSI, Orange Turbidimeter Purple and White WLI OR

Purging Equipment: Dedicated Bladder pump or Orange peri-pump Decon Equipment: Alconox and DI water

Disposal of Discharged Water: On site

Observations/Comments: —

Aspect CONSULTING

Sample ID: SW-4-250122

GROUNDWATER SAMPLING RECORD

WELL NUMBER: SW-4 Page: 1 of 1

Project Name: Hansville Landfill Q1 2025 Project Number: AS160423

Date: 1/22/2025

Sampled by: CMT / KL

Measuring Point of Well: NTOC

Screened Interval (ft. bgs): –

Filter Pack Interval (ft. bgs): –

Starting Water Level (ft TOC): –

Sample Intake Depth (ft TOC): –

Total Depth After Sampling (ft TOC): –

Casing Diameter (inches): –

Casing Volume – (ft Water) x – (L/ft) = – (L) * Surface Water

Casing volumes: 3/4"= 0.09 L/ft 2" = 0.62 L/ft 4" = 2.46 L/ft 6" = 5.56 L/ft

WELL CONDITION

Vault Condition: – Well Sealed? – Lock Present? –

Standing Water in Vault? – Ecology Well Tag Present (and Number if yes)? –

PURGING MEASUREMENTS

Stabilization Criteria (for 3 consecutive readings):		Typical 0.1-0.5 Lpm	Stable (<0.3 ft target)	na	± 3%	± 10% (or ± 0.5 mg/L if < 1 mg/L)	± 0.1	± 10 mV	± 10% (or 3 succesive < 10 NTU)	
Time	Cumul. Volume (L)	Purge Rate (mL/min)	Water Level (ft)	Temp. (°C)	Specific Conductance (µS/cm)	Dissolved Oxygen (mg/L)	pH	ORP (mv)	Turbidity (NTU)	Comments
1205	–	–	–	5.8	322.16	14.98	7.04	138.3	2.35	Grab. No Sheen, no odor, clear

Total Liters Purged: – Total Casing Volumes Removed: – Ending Water Level (ft TOC): –

SAMPLE INVENTORY

Time	Volume	Bottle Type	Quantity	Filtration	Preservation	Appearance: Color	Appearance: Turbidity & Sediment	Remarks
1205	40 ml	VOAs	3	No	HCL	Clear	2.35	for VOCs (47 of them) and Vinyl Chloride
	250 ml	Poly	1	YES	HNO3			Diss. Mn and As. (FF) In the same bottle
	250 ml	Poly	1	YES	None			Ortho-pos (FF)
	500 ml	Poly	1	No	None			Nitrate, Nitrite, Chloride, Sulfate
	250 ml	Poly	1	No	None			Alkalinity, Carbonate, Bicarbonate: NO HEADSPACE
	250 ml	Poly	1	No	HCL			Total Organic Carbon (TOC)
	250 ml	Poly	1	No	H2SO4			Ammonia

METHODS

Parameters measured with (instrument model & serial number): Orange YSI, Orange Turbidimeter, Purple and White WLI OR

Purging Equipment: Dedicated Bladder pump or Orange peri-pump Decon Equipment: Alconox and DI water

Disposal of Discharged Water: On site

Observations/Comments: –

Aspect CONSULTING

Sample ID: SW-6-250122

GROUNDWATER SAMPLING RECORD

WELL NUMBER: SW-6 Page: 1 of 1

Project Name: Hansville Landfill Q1 2025 Project Number: AS160423

Date: 1/22/2025

Sampled by: CMT / KL

Measuring Point of Well: NTOC

Screened Interval (ft. bgs): –

Filter Pack Interval (ft. bgs): –

Starting Water Level (ft TOC): –

Sample Intake Depth (ft TOC): –

Total Depth After Sampling (ft TOC): –

Casing Diameter (inches): –

Casing Volume – (ft Water) x – (L/ft) = – (L) + Surface Water

Casing volumes: 3/4"= 0.09 L/ft 2" = 0.62 L/ft 4" = 2.46 L/ft 6" = 5.56 L/ft

WELL CONDITION

Vault Condition: – Well Sealed? – Lock Present? –

Standing Water in Vault? – Ecology Well Tag Present (and Number if yes)? –

PURGING MEASUREMENTS

Stabilization Criteria (for 3 consecutive readings):		Typical 0.1-0.5 Lpm	Stable (<0.3 ft target)	na	± 3%	± 10% (or ± 0.5 mg/L if < 1 mg/L)	± 0.1	± 10 mV	± 10% (or 3 succesive < 10 NTU)	
Time	Cumul. Volume (L)	Purge Rate (mL/min)	Water Level (ft)	Temp. (°C)	Specific Conductance (µS/cm)	Dissolved Oxygen (mg/L)	pH	ORP (mv)	Turbidity (NTU)	Comments
1250	–	–	–	3.5	120.16	15.80	7.02	113.7	8.36	clear, no sheen, no odor

Total Liters Purged: – Total Casing Volumes Removed: – Ending Water Level (ft TOC): –

SAMPLE INVENTORY

Time	Volume	Bottle Type	Quantity	Filtration	Preservation	Appearance: Color	Appearance: Turbidity & Sediment	Remarks
1250	40 ml	VOAs	3	No	HCL	clear	8.36	for VOCs (47 of them) and Vinyl Chloride
	250 ml	Poly	1	YES	HNO3			Diss. Mn and As. (FF) In the same bottle
	250 ml	Poly	1	YES	None			Ortho-pos (FF)
	500 ml	Poly	1	No	None			Nitrate, Nitrite, Chloride, Sulfate
	250 ml	Poly	1	No	None			Alkalinity, Carbonate, Bicarbonate: NO HEADSPACE
	250 ml	Poly	1	No	HCL			Total Organic Carbon (TOC)
	250 ml	Poly	1	No	H2SO4			Ammonia

METHODS

Parameters measured with (instrument model & serial number): Orange YSI, Orange Turbidimeter, Purple and White WLI OR

Purging Equipment: Dedicated Bladder pump or Orange peri-pump Decon Equipment: Alconox and DI water

Disposal of Discharged Water: On site

Observations/Comments:

Aspect CONSULTING

Sample ID: SW-7-250122

GROUNDWATER SAMPLING RECORD

WELL NUMBER: SW-7 Page: 1 of 1

Project Name: Hansville Landfill Q1 2025 Project Number: AS160423

Date: 1/22/2025

Sampled by: CMT / KL

Measuring Point of Well: NTOC

Screened Interval (ft. bgs): –

Filter Pack Interval (ft. bgs): –

Starting Water Level (ft TOC): –

Sample Intake Depth (ft TOC): –

Total Depth After Sampling (ft TOC): –

Casing Diameter (inches): –

Casing Volume – (ft Water) x – (L/ft) = – (L)

Casing volumes: 3/4"= 0.09 L/ft 2" = 0.62 L/ft 4" = 2.46 L/ft 6" = 5.56 L/ft

WELL CONDITION

Vault Condition: – Well Sealed? – Lock Present? –

Standing Water in Vault? – Ecology Well Tag Present (and Number if yes)? –

PURGING MEASUREMENTS

Stabilization Criteria (for 3 consecutive readings):		Typical 0.1-0.5 Lpm	Stable (<0.3 ft target)	na	± 3%	± 10% (or ± 0.5 mg/L if < 1 mg/L)	± 0.1	± 10 mV	± 10% (or 3 succesive < 10 NTU)	
Time	Cumul. Volume (L)	Purge Rate (mL/min)	Water Level (ft)	Temp. (°C)	Specific Conductance (µS/cm)	Dissolved Oxygen (mg/L)	pH	ORP (mv)	Turbidity (NTU)	Comments
1355	–	–	–	4.7	155.0	15.75	7.28	141.3	3.37	Grab. No sheen, no odor, clear

Total Liters Purged: – Total Casing Volumes Removed: – Ending Water Level (ft TOC): –

SAMPLE INVENTORY

Time	Volume	Bottle Type	Quantity	Filtration	Preservation	Appearance: Color	Appearance: Turbidity & Sediment	Remarks
1355	40 ml	VOAs	3	No	HCL	Clear	3.37	for VOCs (47 of them) and Vinyl Chloride
↓	250 ml	Poly	1	YES	HNO3	↓	↓	Diss. Mn and As. (FF) In the same bottle
	250 ml	Poly	1	YES	None			Ortho-pos (FF)
	500 ml	Poly	1	No	None			Nitrate, Nitrite, Chloride, Sulfate
	250 ml	Poly	1	No	None			Alkalinity, Carbonate, Bicarbonate: NO HEADSPACE
	250 ml	Poly	1	No	HCL			Total Organic Carbon (TOC)
↓	250 ml	Poly	1	No	H2SO4	↓	↓	Ammonia

METHODS

Parameters measured with (instrument model & serial number): Orange YSI, Orange Turbidimeter, Purple and White WLI OR

Purging Equipment: Dedicated Bladder pump or Orange peri-pump Decon Equipment: Alconox and DI water

Disposal of Discharged Water: On site

Observations/Comments: –

OnSite Environmental Inc.
14648 NE 95th Street, Redmond, WA 98052 • (425) 883-3881

February 3, 2025

Peter Bannister
Aspect Consulting
Dexter Horton Building
710 2nd Avenue, Suite 550
Seattle, WA 98104

Re: Analytical Data for Project AS160423
Laboratory Reference No. 2501-227

Dear Peter:

Enclosed are the analytical results and associated quality control data for samples submitted on January 23, 2025.

The standard policy of OnSite Environmental, Inc. is to store your samples for 30 days from the date of receipt. If you require longer storage, please contact the laboratory.

We appreciate the opportunity to be of service to you on this project. If you have any questions concerning the data, or need additional information, please feel free to call me.

Sincerely,

David Baumeister
Project Manager

Enclosures

This report pertains to the samples analyzed in accordance with the chain of custody,
and is intended only for the use of the individual or company to whom it is addressed.

Date of Report: February 3, 2025
Samples Submitted: January 23, 2025
Laboratory Reference: 2501-227
Project: AS160423

Case Narrative

Samples were collected on January 22, 2025 and received by the laboratory on January 23, 2025. They were maintained at the laboratory at a temperature of 2°C to 6°C.

Please note that any and all soil sample results are reported on a dry-weight basis, unless otherwise noted below. However the soil results for the QA/QC samples are reported on a wet-weight basis.

General QA/QC issues associated with the analytical data enclosed in this laboratory report will be indicated with a reference to a comment or explanation on the Data Qualifier page. More complex and involved QA/QC issues will be discussed in detail below.

Nitrate (as Nitrogen) EPA 353.2 Analysis

The reported Nitrate results are a calculated value based on the subtraction of Nitrite from the Nitrate plus Nitrite result. The Nitrite analysis, which has a 48-hour holding time, was performed within the holding time. Immediately after this analysis, an aliquot from each sample was preserved with concentrated sulfuric acid and stored at 4 degrees C. The preserved samples were then analyzed within the maximum 28-day holding time for the Nitrate plus Nitrite analysis.

Any other QA/QC issues associated with this extraction and analysis will be indicated with a footnote reference and discussed in detail on the Data Qualifier page

This report pertains to the samples analyzed in accordance with the chain of custody,
and is intended only for the use of the individual or company to whom it is addressed.

Date of Report: February 3, 2025
Samples Submitted: January 23, 2025
Laboratory Reference: 2501-227
Project: AS160423

VOLATILE ORGANICS EPA 8260D/SIM
page 1 of 2

Matrix: Water
Units: ug/L

Analyte	Result	PQL	Method	Date Prepared	Date Analyzed	Flags
Client ID:	**MW-5-250122**					
Laboratory ID:	01-227-01					
Chloromethane	ND	1.0	EPA 8260D	1-24-25	1-24-25	
Vinyl Chloride (SIM)	ND	0.020	EPA 8260D/SIM	1-24-25	1-24-25	
Bromomethane	ND	1.3	EPA 8260D	1-24-25	1-24-25	
Chloroethane	ND	1.0	EPA 8260D	1-24-25	1-24-25	
Trichlorofluoromethane	ND	0.20	EPA 8260D	1-24-25	1-24-25	
1,1-Dichloroethene	ND	0.20	EPA 8260D	1-24-25	1-24-25	
Acetone	ND	5.0	EPA 8260D	1-24-25	1-24-25	
Carbon Disulfide	ND	0.20	EPA 8260D	1-24-25	1-24-25	
Methylene Chloride	ND	1.0	EPA 8260D	1-24-25	1-24-25	
Acrylonitrile	ND	0.50	EPA 8260D	1-24-25	1-24-25	
(trans) 1,2-Dichloroethene	ND	0.20	EPA 8260D	1-24-25	1-24-25	
1,1-Dichloroethane	ND	0.20	EPA 8260D	1-24-25	1-24-25	
Vinyl Acetate	ND	1.0	EPA 8260D	1-24-25	1-24-25	
(cis) 1,2-Dichloroethene	ND	0.20	EPA 8260D	1-24-25	1-24-25	
2-Butanone	ND	5.0	EPA 8260D	1-24-25	1-24-25	
Bromochloromethane	ND	0.20	EPA 8260D	1-24-25	1-24-25	
Chloroform	ND	0.20	EPA 8260D	1-24-25	1-24-25	
1,1,1-Trichloroethane	ND	0.20	EPA 8260D	1-24-25	1-24-25	
Carbon Tetrachloride	ND	0.20	EPA 8260D	1-24-25	1-24-25	
Benzene	ND	0.20	EPA 8260D	1-24-25	1-24-25	
1,2-Dichloroethane	ND	0.20	EPA 8260D	1-24-25	1-24-25	
Trichloroethene	ND	0.20	EPA 8260D	1-24-25	1-24-25	
1,2-Dichloropropane	ND	0.20	EPA 8260D	1-24-25	1-24-25	
Dibromomethane	ND	0.20	EPA 8260D	1-24-25	1-24-25	
Bromodichloromethane	ND	0.20	EPA 8260D	1-24-25	1-24-25	
(cis) 1,3-Dichloropropene	ND	0.20	EPA 8260D	1-24-25	1-24-25	
Methyl Isobutyl Ketone	ND	2.0	EPA 8260D	1-24-25	1-24-25	
Toluene	ND	1.0	EPA 8260D	1-24-25	1-24-25	

This report pertains to the samples analyzed in accordance with the chain of custody, and is intended only for the use of the individual or company to whom it is addressed.

Date of Report: February 3, 2025
Samples Submitted: January 23, 2025
Laboratory Reference: 2501-227
Project: AS160423

VOLATILE ORGANICS EPA 8260D/SIM
page 2 of 2

Analyte	Result	PQL	Method	Date Prepared	Date Analyzed	Flags
Client ID:	**MW-5-250122**					
Laboratory ID:	01-227-01					
(trans) 1,3-Dichloropropene	ND	0.20	EPA 8260D	1-24-25	1-24-25	
1,1,2-Trichloroethane	ND	0.20	EPA 8260D	1-24-25	1-24-25	
Tetrachloroethene	ND	0.20	EPA 8260D	1-24-25	1-24-25	
2-Hexanone	ND	2.0	EPA 8260D	1-24-25	1-24-25	
Dibromochloromethane	ND	0.20	EPA 8260D	1-24-25	1-24-25	
1,2-Dibromoethane	ND	0.20	EPA 8260D	1-24-25	1-24-25	
Chlorobenzene	ND	0.20	EPA 8260D	1-24-25	1-24-25	
1,1,1,2-Tetrachloroethane	ND	0.20	EPA 8260D	1-24-25	1-24-25	
Ethylbenzene	ND	0.20	EPA 8260D	1-24-25	1-24-25	
m,p-Xylene	ND	0.40	EPA 8260D	1-24-25	1-24-25	
o-Xylene	ND	0.20	EPA 8260D	1-24-25	1-24-25	
Styrene	ND	0.20	EPA 8260D	1-24-25	1-24-25	
Bromoform	ND	1.0	EPA 8260D	1-24-25	1-24-25	
1,1,2,2-Tetrachloroethane	ND	0.20	EPA 8260D	1-24-25	1-24-25	
1,2,3-Trichloropropane	ND	0.20	EPA 8260D	1-24-25	1-24-25	
(trans) 1,4-Dichloro-2-butene	ND	0.50	EPA 8260D	1-24-25	1-24-25	
1,4-Dichlorobenzene	ND	0.20	EPA 8260D	1-24-25	1-24-25	
1,2-Dichlorobenzene	ND	0.20	EPA 8260D	1-24-25	1-24-25	
1,2-Dibromo-3-chloropropane	ND	1.0	EPA 8260D	1-24-25	1-24-25	
1,2,4-Trichlorobenzene	ND	0.20	EPA 8260D	1-24-25	1-24-25	
Surrogate:	*Percent Recovery*	*Control Limits*				
Dibromofluoromethane	*95*	*68-133*				
Toluene-d8	*98*	*79-123*				
4-Bromofluorobenzene	*100*	*78-117*				

This report pertains to the samples analyzed in accordance with the chain of custody, and is intended only for the use of the individual or company to whom it is addressed.

Date of Report: February 3, 2025
Samples Submitted: January 23, 2025
Laboratory Reference: 2501-227
Project: AS160423

VOLATILE ORGANICS EPA 8260D/SIM
page 1 of 2

Matrix: Water
Units: ug/L

Analyte	Result	PQL	Method	Date Prepared	Date Analyzed	Flags
Client ID:	**MW-6-250122**					
Laboratory ID:	01-227-02					
Chloromethane	ND	1.0	EPA 8260D	1-24-25	1-24-25	
Vinyl Chloride (SIM)	0.042	0.020	EPA 8260D/SIM	1-24-25	1-24-25	
Bromomethane	ND	1.3	EPA 8260D	1-24-25	1-24-25	
Chloroethane	ND	1.0	EPA 8260D	1-24-25	1-24-25	
Trichlorofluoromethane	ND	0.20	EPA 8260D	1-24-25	1-24-25	
1,1-Dichloroethene	ND	0.20	EPA 8260D	1-24-25	1-24-25	
Acetone	ND	5.0	EPA 8260D	1-24-25	1-24-25	
Carbon Disulfide	ND	0.20	EPA 8260D	1-24-25	1-24-25	
Methylene Chloride	ND	1.0	EPA 8260D	1-24-25	1-24-25	
Acrylonitrile	ND	0.50	EPA 8260D	1-24-25	1-24-25	
(trans) 1,2-Dichloroethene	ND	0.20	EPA 8260D	1-24-25	1-24-25	
1,1-Dichloroethane	0.39	0.20	EPA 8260D	1-24-25	1-24-25	
Vinyl Acetate	ND	1.0	EPA 8260D	1-24-25	1-24-25	
(cis) 1,2-Dichloroethene	0.30	0.20	EPA 8260D	1-24-25	1-24-25	
2-Butanone	ND	5.0	EPA 8260D	1-24-25	1-24-25	
Bromochloromethane	ND	0.20	EPA 8260D	1-24-25	1-24-25	
Chloroform	ND	0.20	EPA 8260D	1-24-25	1-24-25	
1,1,1-Trichloroethane	ND	0.20	EPA 8260D	1-24-25	1-24-25	
Carbon Tetrachloride	ND	0.20	EPA 8260D	1-24-25	1-24-25	
Benzene	ND	0.20	EPA 8260D	1-24-25	1-24-25	
1,2-Dichloroethane	ND	0.20	EPA 8260D	1-24-25	1-24-25	
Trichloroethene	ND	0.20	EPA 8260D	1-24-25	1-24-25	
1,2-Dichloropropane	ND	0.20	EPA 8260D	1-24-25	1-24-25	
Dibromomethane	ND	0.20	EPA 8260D	1-24-25	1-24-25	
Bromodichloromethane	ND	0.20	EPA 8260D	1-24-25	1-24-25	
(cis) 1,3-Dichloropropene	ND	0.20	EPA 8260D	1-24-25	1-24-25	
Methyl Isobutyl Ketone	ND	2.0	EPA 8260D	1-24-25	1-24-25	
Toluene	ND	1.0	EPA 8260D	1-24-25	1-24-25	

This report pertains to the samples analyzed in accordance with the chain of custody,
and is intended only for the use of the individual or company to whom it is addressed.

Date of Report: February 3, 2025
Samples Submitted: January 23, 2025
Laboratory Reference: 2501-227
Project: AS160423

VOLATILE ORGANICS EPA 8260D/SIM
page 2 of 2

Analyte	Result	PQL	Method	Date Prepared	Date Analyzed	Flags
Client ID:	**MW-6-250122**					
Laboratory ID:	01-227-02					
(trans) 1,3-Dichloropropene	ND	0.20	EPA 8260D	1-24-25	1-24-25	
1,1,2-Trichloroethane	ND	0.20	EPA 8260D	1-24-25	1-24-25	
Tetrachloroethene	ND	0.20	EPA 8260D	1-24-25	1-24-25	
2-Hexanone	ND	2.0	EPA 8260D	1-24-25	1-24-25	
Dibromochloromethane	ND	0.20	EPA 8260D	1-24-25	1-24-25	
1,2-Dibromoethane	ND	0.20	EPA 8260D	1-24-25	1-24-25	
Chlorobenzene	ND	0.20	EPA 8260D	1-24-25	1-24-25	
1,1,1,2-Tetrachloroethane	ND	0.20	EPA 8260D	1-24-25	1-24-25	
Ethylbenzene	ND	0.20	EPA 8260D	1-24-25	1-24-25	
m,p-Xylene	ND	0.40	EPA 8260D	1-24-25	1-24-25	
o-Xylene	ND	0.20	EPA 8260D	1-24-25	1-24-25	
Styrene	ND	0.20	EPA 8260D	1-24-25	1-24-25	
Bromoform	ND	1.0	EPA 8260D	1-24-25	1-24-25	
1,1,2,2-Tetrachloroethane	ND	0.20	EPA 8260D	1-24-25	1-24-25	
1,2,3-Trichloropropane	ND	0.20	EPA 8260D	1-24-25	1-24-25	
(trans) 1,4-Dichloro-2-butene	ND	0.50	EPA 8260D	1-24-25	1-24-25	
1,4-Dichlorobenzene	ND	0.20	EPA 8260D	1-24-25	1-24-25	
1,2-Dichlorobenzene	ND	0.20	EPA 8260D	1-24-25	1-24-25	
1,2-Dibromo-3-chloropropane	ND	1.0	EPA 8260D	1-24-25	1-24-25	
1,2,4-Trichlorobenzene	ND	0.20	EPA 8260D	1-24-25	1-24-25	
Surrogate:	*Percent Recovery*	*Control Limits*				
Dibromofluoromethane	*97*	*68-133*				
Toluene-d8	*101*	*79-123*				
4-Bromofluorobenzene	*98*	*78-117*				

This report pertains to the samples analyzed in accordance with the chain of custody, and is intended only for the use of the individual or company to whom it is addressed.

Date of Report: February 3, 2025
Samples Submitted: January 23, 2025
Laboratory Reference: 2501-227
Project: AS160423

VOLATILE ORGANICS EPA 8260D/SIM
page 1 of 2

Matrix: Water
Units: ug/L

Analyte	Result	PQL	Method	Date Prepared	Date Analyzed	Flags
Client ID:	**MW-7-250122**					
Laboratory ID:	01-227-03					
Chloromethane	ND	1.0	EPA 8260D	1-24-25	1-24-25	
Vinyl Chloride (SIM)	ND	0.020	EPA 8260D/SIM	1-24-25	1-24-25	
Bromomethane	ND	1.3	EPA 8260D	1-24-25	1-24-25	
Chloroethane	ND	1.0	EPA 8260D	1-24-25	1-24-25	
Trichlorofluoromethane	ND	0.20	EPA 8260D	1-24-25	1-24-25	
1,1-Dichloroethene	ND	0.20	EPA 8260D	1-24-25	1-24-25	
Acetone	ND	5.0	EPA 8260D	1-24-25	1-24-25	
Carbon Disulfide	ND	0.20	EPA 8260D	1-24-25	1-24-25	
Methylene Chloride	ND	1.0	EPA 8260D	1-24-25	1-24-25	
Acrylonitrile	ND	0.50	EPA 8260D	1-24-25	1-24-25	
(trans) 1,2-Dichloroethene	ND	0.20	EPA 8260D	1-24-25	1-24-25	
1,1-Dichloroethane	ND	0.20	EPA 8260D	1-24-25	1-24-25	
Vinyl Acetate	ND	1.0	EPA 8260D	1-24-25	1-24-25	
(cis) 1,2-Dichloroethene	ND	0.20	EPA 8260D	1-24-25	1-24-25	
2-Butanone	ND	5.0	EPA 8260D	1-24-25	1-24-25	
Bromochloromethane	ND	0.20	EPA 8260D	1-24-25	1-24-25	
Chloroform	ND	0.20	EPA 8260D	1-24-25	1-24-25	
1,1,1-Trichloroethane	ND	0.20	EPA 8260D	1-24-25	1-24-25	
Carbon Tetrachloride	ND	0.20	EPA 8260D	1-24-25	1-24-25	
Benzene	ND	0.20	EPA 8260D	1-24-25	1-24-25	
1,2-Dichloroethane	ND	0.20	EPA 8260D	1-24-25	1-24-25	
Trichloroethene	ND	0.20	EPA 8260D	1-24-25	1-24-25	
1,2-Dichloropropane	ND	0.20	EPA 8260D	1-24-25	1-24-25	
Dibromomethane	ND	0.20	EPA 8260D	1-24-25	1-24-25	
Bromodichloromethane	ND	0.20	EPA 8260D	1-24-25	1-24-25	
(cis) 1,3-Dichloropropene	ND	0.20	EPA 8260D	1-24-25	1-24-25	
Methyl Isobutyl Ketone	ND	2.0	EPA 8260D	1-24-25	1-24-25	
Toluene	ND	1.0	EPA 8260D	1-24-25	1-24-25	

This report pertains to the samples analyzed in accordance with the chain of custody,
and is intended only for the use of the individual or company to whom it is addressed.

Date of Report: February 3, 2025
Samples Submitted: January 23, 2025
Laboratory Reference: 2501-227
Project: AS160423

VOLATILE ORGANICS EPA 8260D/SIM
page 2 of 2

Analyte	Result	PQL	Method	Date Prepared	Date Analyzed	Flags
Client ID:	**MW-7-250122**					
Laboratory ID:	01-227-03					
(trans) 1,3-Dichloropropene	ND	0.20	EPA 8260D	1-24-25	1-24-25	
1,1,2-Trichloroethane	ND	0.20	EPA 8260D	1-24-25	1-24-25	
Tetrachloroethene	ND	0.20	EPA 8260D	1-24-25	1-24-25	
2-Hexanone	ND	2.0	EPA 8260D	1-24-25	1-24-25	
Dibromochloromethane	ND	0.20	EPA 8260D	1-24-25	1-24-25	
1,2-Dibromoethane	ND	0.20	EPA 8260D	1-24-25	1-24-25	
Chlorobenzene	ND	0.20	EPA 8260D	1-24-25	1-24-25	
1,1,1,2-Tetrachloroethane	ND	0.20	EPA 8260D	1-24-25	1-24-25	
Ethylbenzene	ND	0.20	EPA 8260D	1-24-25	1-24-25	
m,p-Xylene	ND	0.40	EPA 8260D	1-24-25	1-24-25	
o-Xylene	ND	0.20	EPA 8260D	1-24-25	1-24-25	
Styrene	ND	0.20	EPA 8260D	1-24-25	1-24-25	
Bromoform	ND	1.0	EPA 8260D	1-24-25	1-24-25	
1,1,2,2-Tetrachloroethane	ND	0.20	EPA 8260D	1-24-25	1-24-25	
1,2,3-Trichloropropane	ND	0.20	EPA 8260D	1-24-25	1-24-25	
(trans) 1,4-Dichloro-2-butene	ND	0.50	EPA 8260D	1-24-25	1-24-25	
1,4-Dichlorobenzene	ND	0.20	EPA 8260D	1-24-25	1-24-25	
1,2-Dichlorobenzene	ND	0.20	EPA 8260D	1-24-25	1-24-25	
1,2-Dibromo-3-chloropropane	ND	1.0	EPA 8260D	1-24-25	1-24-25	
1,2,4-Trichlorobenzene	ND	0.20	EPA 8260D	1-24-25	1-24-25	
Surrogate:	*Percent Recovery*	*Control Limits*				
Dibromofluoromethane	*96*	*68-133*				
Toluene-d8	*99*	*79-123*				
4-Bromofluorobenzene	*99*	*78-117*				

This report pertains to the samples analyzed in accordance with the chain of custody, and is intended only for the use of the individual or company to whom it is addressed.

Date of Report: February 3, 2025
Samples Submitted: January 23, 2025
Laboratory Reference: 2501-227
Project: AS160423

VOLATILE ORGANICS EPA 8260D/SIM
page 1 of 2

Matrix: Water
Units: ug/L

Analyte	Result	PQL	Method	Date Prepared	Date Analyzed	Flags
Client ID:	**MW-12I-250122**					
Laboratory ID:	01-227-04					
Chloromethane	ND	1.0	EPA 8260D	1-24-25	1-24-25	
Vinyl Chloride (SIM)	0.037	0.020	EPA 8260D/SIM	1-24-25	1-24-25	
Bromomethane	ND	1.3	EPA 8260D	1-24-25	1-24-25	
Chloroethane	ND	1.0	EPA 8260D	1-24-25	1-24-25	
Trichlorofluoromethane	ND	0.20	EPA 8260D	1-24-25	1-24-25	
1,1-Dichloroethene	ND	0.20	EPA 8260D	1-24-25	1-24-25	
Acetone	ND	5.0	EPA 8260D	1-24-25	1-24-25	
Carbon Disulfide	ND	0.20	EPA 8260D	1-24-25	1-24-25	
Methylene Chloride	ND	1.0	EPA 8260D	1-24-25	1-24-25	
Acrylonitrile	ND	0.50	EPA 8260D	1-24-25	1-24-25	
(trans) 1,2-Dichloroethene	ND	0.20	EPA 8260D	1-24-25	1-24-25	
1,1-Dichloroethane	ND	0.20	EPA 8260D	1-24-25	1-24-25	
Vinyl Acetate	ND	1.0	EPA 8260D	1-24-25	1-24-25	
(cis) 1,2-Dichloroethene	0.51	0.20	EPA 8260D	1-24-25	1-24-25	
2-Butanone	ND	5.0	EPA 8260D	1-24-25	1-24-25	
Bromochloromethane	ND	0.20	EPA 8260D	1-24-25	1-24-25	
Chloroform	ND	0.20	EPA 8260D	1-24-25	1-24-25	
1,1,1-Trichloroethane	ND	0.20	EPA 8260D	1-24-25	1-24-25	
Carbon Tetrachloride	ND	0.20	EPA 8260D	1-24-25	1-24-25	
Benzene	ND	0.20	EPA 8260D	1-24-25	1-24-25	
1,2-Dichloroethane	ND	0.20	EPA 8260D	1-24-25	1-24-25	
Trichloroethene	ND	0.20	EPA 8260D	1-24-25	1-24-25	
1,2-Dichloropropane	ND	0.20	EPA 8260D	1-24-25	1-24-25	
Dibromomethane	ND	0.20	EPA 8260D	1-24-25	1-24-25	
Bromodichloromethane	ND	0.20	EPA 8260D	1-24-25	1-24-25	
(cis) 1,3-Dichloropropene	ND	0.20	EPA 8260D	1-24-25	1-24-25	
Methyl Isobutyl Ketone	ND	2.0	EPA 8260D	1-24-25	1-24-25	
Toluene	ND	1.0	EPA 8260D	1-24-25	1-24-25	

This report pertains to the samples analyzed in accordance with the chain of custody,
and is intended only for the use of the individual or company to whom it is addressed.

Date of Report: February 3, 2025
Samples Submitted: January 23, 2025
Laboratory Reference: 2501-227
Project: AS160423

VOLATILE ORGANICS EPA 8260D/SIM
page 2 of 2

Analyte	Result	PQL	Method	Date Prepared	Date Analyzed	Flags
Client ID:	**MW-12I-250122**					
Laboratory ID:	01-227-04					
(trans) 1,3-Dichloropropene	ND	0.20	EPA 8260D	1-24-25	1-24-25	
1,1,2-Trichloroethane	ND	0.20	EPA 8260D	1-24-25	1-24-25	
Tetrachloroethene	ND	0.20	EPA 8260D	1-24-25	1-24-25	
2-Hexanone	ND	2.0	EPA 8260D	1-24-25	1-24-25	
Dibromochloromethane	ND	0.20	EPA 8260D	1-24-25	1-24-25	
1,2-Dibromoethane	ND	0.20	EPA 8260D	1-24-25	1-24-25	
Chlorobenzene	ND	0.20	EPA 8260D	1-24-25	1-24-25	
1,1,1,2-Tetrachloroethane	ND	0.20	EPA 8260D	1-24-25	1-24-25	
Ethylbenzene	ND	0.20	EPA 8260D	1-24-25	1-24-25	
m,p-Xylene	ND	0.40	EPA 8260D	1-24-25	1-24-25	
o-Xylene	ND	0.20	EPA 8260D	1-24-25	1-24-25	
Styrene	ND	0.20	EPA 8260D	1-24-25	1-24-25	
Bromoform	ND	1.0	EPA 8260D	1-24-25	1-24-25	
1,1,2,2-Tetrachloroethane	ND	0.20	EPA 8260D	1-24-25	1-24-25	
1,2,3-Trichloropropane	ND	0.20	EPA 8260D	1-24-25	1-24-25	
(trans) 1,4-Dichloro-2-butene	ND	0.50	EPA 8260D	1-24-25	1-24-25	
1,4-Dichlorobenzene	ND	0.20	EPA 8260D	1-24-25	1-24-25	
1,2-Dichlorobenzene	ND	0.20	EPA 8260D	1-24-25	1-24-25	
1,2-Dibromo-3-chloropropane	ND	1.0	EPA 8260D	1-24-25	1-24-25	
1,2,4-Trichlorobenzene	ND	0.20	EPA 8260D	1-24-25	1-24-25	
Surrogate:	*Percent Recovery*	*Control Limits*				
Dibromofluoromethane	*97*	*68-133*				
Toluene-d8	*102*	*79-123*				
4-Bromofluorobenzene	*100*	*78-117*				

This report pertains to the samples analyzed in accordance with the chain of custody,
and is intended only for the use of the individual or company to whom it is addressed.

Date of Report: February 3, 2025
Samples Submitted: January 23, 2025
Laboratory Reference: 2501-227
Project: AS160423

VOLATILE ORGANICS EPA 8260D/SIM
page 1 of 2

Matrix: Water
Units: ug/L

Analyte	Result	PQL	Method	Date Prepared	Date Analyzed	Flags
Client ID:	**MW-13D-250122**					
Laboratory ID:	01-227-05					
Chloromethane	ND	1.0	EPA 8260D	1-24-25	1-24-25	
Vinyl Chloride (SIM)	ND	0.020	EPA 8260D/SIM	1-24-25	1-24-25	
Bromomethane	ND	1.3	EPA 8260D	1-24-25	1-24-25	
Chloroethane	ND	1.0	EPA 8260D	1-24-25	1-24-25	
Trichlorofluoromethane	ND	0.20	EPA 8260D	1-24-25	1-24-25	
1,1-Dichloroethene	ND	0.20	EPA 8260D	1-24-25	1-24-25	
Acetone	ND	5.0	EPA 8260D	1-24-25	1-24-25	
Carbon Disulfide	ND	0.20	EPA 8260D	1-24-25	1-24-25	
Methylene Chloride	ND	1.0	EPA 8260D	1-24-25	1-24-25	
Acrylonitrile	ND	0.50	EPA 8260D	1-24-25	1-24-25	
(trans) 1,2-Dichloroethene	ND	0.20	EPA 8260D	1-24-25	1-24-25	
1,1-Dichloroethane	ND	0.20	EPA 8260D	1-24-25	1-24-25	
Vinyl Acetate	ND	1.0	EPA 8260D	1-24-25	1-24-25	
(cis) 1,2-Dichloroethene	ND	0.20	EPA 8260D	1-24-25	1-24-25	
2-Butanone	ND	5.0	EPA 8260D	1-24-25	1-24-25	
Bromochloromethane	ND	0.20	EPA 8260D	1-24-25	1-24-25	
Chloroform	ND	0.20	EPA 8260D	1-24-25	1-24-25	
1,1,1-Trichloroethane	ND	0.20	EPA 8260D	1-24-25	1-24-25	
Carbon Tetrachloride	ND	0.20	EPA 8260D	1-24-25	1-24-25	
Benzene	ND	0.20	EPA 8260D	1-24-25	1-24-25	
1,2-Dichloroethane	ND	0.20	EPA 8260D	1-24-25	1-24-25	
Trichloroethene	ND	0.20	EPA 8260D	1-24-25	1-24-25	
1,2-Dichloropropane	ND	0.20	EPA 8260D	1-24-25	1-24-25	
Dibromomethane	ND	0.20	EPA 8260D	1-24-25	1-24-25	
Bromodichloromethane	ND	0.20	EPA 8260D	1-24-25	1-24-25	
(cis) 1,3-Dichloropropene	ND	0.20	EPA 8260D	1-24-25	1-24-25	
Methyl Isobutyl Ketone	ND	2.0	EPA 8260D	1-24-25	1-24-25	
Toluene	ND	1.0	EPA 8260D	1-24-25	1-24-25	

This report pertains to the samples analyzed in accordance with the chain of custody,
and is intended only for the use of the individual or company to whom it is addressed.

Date of Report: February 3, 2025
Samples Submitted: January 23, 2025
Laboratory Reference: 2501-227
Project: AS160423

VOLATILE ORGANICS EPA 8260D/SIM
page 2 of 2

Analyte	Result	PQL	Method	Date Prepared	Date Analyzed	Flags
Client ID:	**MW-13D-250122**					
Laboratory ID:	01-227-05					
(trans) 1,3-Dichloropropene	ND	0.20	EPA 8260D	1-24-25	1-24-25	
1,1,2-Trichloroethane	ND	0.20	EPA 8260D	1-24-25	1-24-25	
Tetrachloroethene	ND	0.20	EPA 8260D	1-24-25	1-24-25	
2-Hexanone	ND	2.0	EPA 8260D	1-24-25	1-24-25	
Dibromochloromethane	ND	0.20	EPA 8260D	1-24-25	1-24-25	
1,2-Dibromoethane	ND	0.20	EPA 8260D	1-24-25	1-24-25	
Chlorobenzene	ND	0.20	EPA 8260D	1-24-25	1-24-25	
1,1,1,2-Tetrachloroethane	ND	0.20	EPA 8260D	1-24-25	1-24-25	
Ethylbenzene	ND	0.20	EPA 8260D	1-24-25	1-24-25	
m,p-Xylene	ND	0.40	EPA 8260D	1-24-25	1-24-25	
o-Xylene	ND	0.20	EPA 8260D	1-24-25	1-24-25	
Styrene	ND	0.20	EPA 8260D	1-24-25	1-24-25	
Bromoform	ND	1.0	EPA 8260D	1-24-25	1-24-25	
1,1,2,2-Tetrachloroethane	ND	0.20	EPA 8260D	1-24-25	1-24-25	
1,2,3-Trichloropropane	ND	0.20	EPA 8260D	1-24-25	1-24-25	
(trans) 1,4-Dichloro-2-butene	ND	0.50	EPA 8260D	1-24-25	1-24-25	
1,4-Dichlorobenzene	ND	0.20	EPA 8260D	1-24-25	1-24-25	
1,2-Dichlorobenzene	ND	0.20	EPA 8260D	1-24-25	1-24-25	
1,2-Dibromo-3-chloropropane	ND	1.0	EPA 8260D	1-24-25	1-24-25	
1,2,4-Trichlorobenzene	ND	0.20	EPA 8260D	1-24-25	1-24-25	
Surrogate:	*Percent Recovery*	*Control Limits*				
Dibromofluoromethane	*99*	*68-133*				
Toluene-d8	*102*	*79-123*				
4-Bromofluorobenzene	*103*	*78-117*				

This report pertains to the samples analyzed in accordance with the chain of custody,
and is intended only for the use of the individual or company to whom it is addressed.

Date of Report: February 3, 2025
Samples Submitted: January 23, 2025
Laboratory Reference: 2501-227
Project: AS160423

VOLATILE ORGANICS EPA 8260D/SIM
page 1 of 2

Matrix: Water
Units: ug/L

Analyte	Result	PQL	Method	Date Prepared	Date Analyzed	Flags
Client ID:	**MW-14-250122**					
Laboratory ID:	01-227-06					
Chloromethane	ND	1.0	EPA 8260D	1-24-25	1-24-25	
Vinyl Chloride (SIM)	ND	0.020	EPA 8260D/SIM	1-24-25	1-24-25	
Bromomethane	ND	1.3	EPA 8260D	1-24-25	1-24-25	
Chloroethane	ND	1.0	EPA 8260D	1-24-25	1-24-25	
Trichlorofluoromethane	ND	0.20	EPA 8260D	1-24-25	1-24-25	
1,1-Dichloroethene	ND	0.20	EPA 8260D	1-24-25	1-24-25	
Acetone	ND	5.0	EPA 8260D	1-24-25	1-24-25	
Carbon Disulfide	ND	0.20	EPA 8260D	1-24-25	1-24-25	
Methylene Chloride	ND	1.0	EPA 8260D	1-24-25	1-24-25	
Acrylonitrile	ND	0.50	EPA 8260D	1-24-25	1-24-25	
(trans) 1,2-Dichloroethene	0.37	0.20	EPA 8260D	1-24-25	1-24-25	
1,1-Dichloroethane	0.21	0.20	EPA 8260D	1-24-25	1-24-25	
Vinyl Acetate	ND	1.0	EPA 8260D	1-24-25	1-24-25	
(cis) 1,2-Dichloroethene	0.99	0.20	EPA 8260D	1-24-25	1-24-25	
2-Butanone	ND	5.0	EPA 8260D	1-24-25	1-24-25	
Bromochloromethane	ND	0.20	EPA 8260D	1-24-25	1-24-25	
Chloroform	ND	0.20	EPA 8260D	1-24-25	1-24-25	
1,1,1-Trichloroethane	ND	0.20	EPA 8260D	1-24-25	1-24-25	
Carbon Tetrachloride	ND	0.20	EPA 8260D	1-24-25	1-24-25	
Benzene	ND	0.20	EPA 8260D	1-24-25	1-24-25	
1,2-Dichloroethane	ND	0.20	EPA 8260D	1-24-25	1-24-25	
Trichloroethene	0.53	0.20	EPA 8260D	1-24-25	1-24-25	
1,2-Dichloropropane	ND	0.20	EPA 8260D	1-24-25	1-24-25	
Dibromomethane	ND	0.20	EPA 8260D	1-24-25	1-24-25	
Bromodichloromethane	ND	0.20	EPA 8260D	1-24-25	1-24-25	
(cis) 1,3-Dichloropropene	ND	0.20	EPA 8260D	1-24-25	1-24-25	
Methyl Isobutyl Ketone	ND	2.0	EPA 8260D	1-24-25	1-24-25	
Toluene	ND	1.0	EPA 8260D	1-24-25	1-24-25	

This report pertains to the samples analyzed in accordance with the chain of custody,
and is intended only for the use of the individual or company to whom it is addressed.

Date of Report: February 3, 2025
Samples Submitted: January 23, 2025
Laboratory Reference: 2501-227
Project: AS160423

VOLATILE ORGANICS EPA 8260D/SIM
page 2 of 2

Analyte	Result	PQL	Method	Date Prepared	Date Analyzed	Flags
Client ID:	**MW-14-250122**					
Laboratory ID:	01-227-06					
(trans) 1,3-Dichloropropene	ND	0.20	EPA 8260D	1-24-25	1-24-25	
1,1,2-Trichloroethane	ND	0.20	EPA 8260D	1-24-25	1-24-25	
Tetrachloroethene	ND	0.20	EPA 8260D	1-24-25	1-24-25	
2-Hexanone	ND	2.0	EPA 8260D	1-24-25	1-24-25	
Dibromochloromethane	ND	0.20	EPA 8260D	1-24-25	1-24-25	
1,2-Dibromoethane	ND	0.20	EPA 8260D	1-24-25	1-24-25	
Chlorobenzene	ND	0.20	EPA 8260D	1-24-25	1-24-25	
1,1,1,2-Tetrachloroethane	ND	0.20	EPA 8260D	1-24-25	1-24-25	
Ethylbenzene	ND	0.20	EPA 8260D	1-24-25	1-24-25	
m,p-Xylene	ND	0.40	EPA 8260D	1-24-25	1-24-25	
o-Xylene	ND	0.20	EPA 8260D	1-24-25	1-24-25	
Styrene	ND	0.20	EPA 8260D	1-24-25	1-24-25	
Bromoform	ND	1.0	EPA 8260D	1-24-25	1-24-25	
1,1,2,2-Tetrachloroethane	ND	0.20	EPA 8260D	1-24-25	1-24-25	
1,2,3-Trichloropropane	ND	0.20	EPA 8260D	1-24-25	1-24-25	
(trans) 1,4-Dichloro-2-butene	ND	0.50	EPA 8260D	1-24-25	1-24-25	
1,4-Dichlorobenzene	ND	0.20	EPA 8260D	1-24-25	1-24-25	
1,2-Dichlorobenzene	ND	0.20	EPA 8260D	1-24-25	1-24-25	
1,2-Dibromo-3-chloropropane	ND	1.0	EPA 8260D	1-24-25	1-24-25	
1,2,4-Trichlorobenzene	ND	0.20	EPA 8260D	1-24-25	1-24-25	
Surrogate:	*Percent Recovery*	*Control Limits*				
Dibromofluoromethane	*99*	*68-133*				
Toluene-d8	*102*	*79-123*				
4-Bromofluorobenzene	*100*	*78-117*				

This report pertains to the samples analyzed in accordance with the chain of custody, and is intended only for the use of the individual or company to whom it is addressed.

Date of Report: February 3, 2025
Samples Submitted: January 23, 2025
Laboratory Reference: 2501-227
Project: AS160423

VOLATILE ORGANICS EPA 8260D/SIM
page 1 of 2

Matrix: Water
Units: ug/L

Analyte	Result	PQL	Method	Date Prepared	Date Analyzed	Flags
Client ID:	**MW-20DD-250122**					
Laboratory ID:	01-227-07					
Chloromethane	ND	1.0	EPA 8260D	1-24-25	1-24-25	
Vinyl Chloride (SIM)	ND	0.020	EPA 8260D/SIM	1-24-25	1-24-25	
Bromomethane	ND	1.3	EPA 8260D	1-24-25	1-24-25	
Chloroethane	ND	1.0	EPA 8260D	1-24-25	1-24-25	
Trichlorofluoromethane	ND	0.20	EPA 8260D	1-24-25	1-24-25	
1,1-Dichloroethene	ND	0.20	EPA 8260D	1-24-25	1-24-25	
Acetone	ND	5.0	EPA 8260D	1-24-25	1-24-25	
Carbon Disulfide	ND	0.20	EPA 8260D	1-24-25	1-24-25	
Methylene Chloride	ND	1.0	EPA 8260D	1-24-25	1-24-25	
Acrylonitrile	ND	0.50	EPA 8260D	1-24-25	1-24-25	
(trans) 1,2-Dichloroethene	0.36	0.20	EPA 8260D	1-24-25	1-24-25	
1,1-Dichloroethane	0.20	0.20	EPA 8260D	1-24-25	1-24-25	
Vinyl Acetate	ND	1.0	EPA 8260D	1-24-25	1-24-25	
(cis) 1,2-Dichloroethene	1.0	0.20	EPA 8260D	1-24-25	1-24-25	
2-Butanone	ND	5.0	EPA 8260D	1-24-25	1-24-25	
Bromochloromethane	ND	0.20	EPA 8260D	1-24-25	1-24-25	
Chloroform	ND	0.20	EPA 8260D	1-24-25	1-24-25	
1,1,1-Trichloroethane	ND	0.20	EPA 8260D	1-24-25	1-24-25	
Carbon Tetrachloride	ND	0.20	EPA 8260D	1-24-25	1-24-25	
Benzene	ND	0.20	EPA 8260D	1-24-25	1-24-25	
1,2-Dichloroethane	ND	0.20	EPA 8260D	1-24-25	1-24-25	
Trichloroethene	0.51	0.20	EPA 8260D	1-24-25	1-24-25	
1,2-Dichloropropane	ND	0.20	EPA 8260D	1-24-25	1-24-25	
Dibromomethane	ND	0.20	EPA 8260D	1-24-25	1-24-25	
Bromodichloromethane	ND	0.20	EPA 8260D	1-24-25	1-24-25	
(cis) 1,3-Dichloropropene	ND	0.20	EPA 8260D	1-24-25	1-24-25	
Methyl Isobutyl Ketone	ND	2.0	EPA 8260D	1-24-25	1-24-25	
Toluene	ND	1.0	EPA 8260D	1-24-25	1-24-25	

This report pertains to the samples analyzed in accordance with the chain of custody,
and is intended only for the use of the individual or company to whom it is addressed.

Date of Report: February 3, 2025
Samples Submitted: January 23, 2025
Laboratory Reference: 2501-227
Project: AS160423

VOLATILE ORGANICS EPA 8260D/SIM
page 2 of 2

Analyte	Result	PQL	Method	Date Prepared	Date Analyzed	Flags
Client ID:	**MW-20DD-250122**					
Laboratory ID:	01-227-07					
(trans) 1,3-Dichloropropene	ND	0.20	EPA 8260D	1-24-25	1-24-25	
1,1,2-Trichloroethane	ND	0.20	EPA 8260D	1-24-25	1-24-25	
Tetrachloroethene	0.21	0.20	EPA 8260D	1-24-25	1-24-25	
2-Hexanone	ND	2.0	EPA 8260D	1-24-25	1-24-25	
Dibromochloromethane	ND	0.20	EPA 8260D	1-24-25	1-24-25	
1,2-Dibromoethane	ND	0.20	EPA 8260D	1-24-25	1-24-25	
Chlorobenzene	ND	0.20	EPA 8260D	1-24-25	1-24-25	
1,1,1,2-Tetrachloroethane	ND	0.20	EPA 8260D	1-24-25	1-24-25	
Ethylbenzene	ND	0.20	EPA 8260D	1-24-25	1-24-25	
m,p-Xylene	ND	0.40	EPA 8260D	1-24-25	1-24-25	
o-Xylene	ND	0.20	EPA 8260D	1-24-25	1-24-25	
Styrene	ND	0.20	EPA 8260D	1-24-25	1-24-25	
Bromoform	ND	1.0	EPA 8260D	1-24-25	1-24-25	
1,1,2,2-Tetrachloroethane	ND	0.20	EPA 8260D	1-24-25	1-24-25	
1,2,3-Trichloropropane	ND	0.20	EPA 8260D	1-24-25	1-24-25	
(trans) 1,4-Dichloro-2-butene	ND	0.50	EPA 8260D	1-24-25	1-24-25	
1,4-Dichlorobenzene	ND	0.20	EPA 8260D	1-24-25	1-24-25	
1,2-Dichlorobenzene	ND	0.20	EPA 8260D	1-24-25	1-24-25	
1,2-Dibromo-3-chloropropane	ND	1.0	EPA 8260D	1-24-25	1-24-25	
1,2,4-Trichlorobenzene	ND	0.20	EPA 8260D	1-24-25	1-24-25	
Surrogate:	*Percent Recovery*	*Control Limits*				
Dibromofluoromethane	*98*	*68-133*				
Toluene-d8	*101*	*79-123*				
4-Bromofluorobenzene	*100*	*78-117*				

This report pertains to the samples analyzed in accordance with the chain of custody,
and is intended only for the use of the individual or company to whom it is addressed.

Date of Report: February 3, 2025
Samples Submitted: January 23, 2025
Laboratory Reference: 2501-227
Project: AS160423

VOLATILE ORGANICS EPA 8260D/SIM
page 1 of 2

Matrix: Water
Units: ug/L

Analyte	Result	PQL	Method	Date Prepared	Date Analyzed	Flags
Client ID:	**SW-1-250122**					
Laboratory ID:	01-227-08					
Chloromethane	ND	1.0	EPA 8260D	1-24-25	1-24-25	
Vinyl Chloride (SIM)	ND	0.020	EPA 8260D/SIM	1-24-25	1-24-25	
Bromomethane	ND	1.3	EPA 8260D	1-24-25	1-24-25	
Chloroethane	ND	1.0	EPA 8260D	1-24-25	1-24-25	
Trichlorofluoromethane	ND	0.20	EPA 8260D	1-24-25	1-24-25	
1,1-Dichloroethene	ND	0.20	EPA 8260D	1-24-25	1-24-25	
Acetone	ND	5.0	EPA 8260D	1-24-25	1-24-25	
Carbon Disulfide	ND	0.20	EPA 8260D	1-24-25	1-24-25	
Methylene Chloride	ND	1.0	EPA 8260D	1-24-25	1-24-25	
Acrylonitrile	ND	0.50	EPA 8260D	1-24-25	1-24-25	
(trans) 1,2-Dichloroethene	ND	0.20	EPA 8260D	1-24-25	1-24-25	
1,1-Dichloroethane	ND	0.20	EPA 8260D	1-24-25	1-24-25	
Vinyl Acetate	ND	1.0	EPA 8260D	1-24-25	1-24-25	
(cis) 1,2-Dichloroethene	ND	0.20	EPA 8260D	1-24-25	1-24-25	
2-Butanone	ND	5.0	EPA 8260D	1-24-25	1-24-25	
Bromochloromethane	ND	0.20	EPA 8260D	1-24-25	1-24-25	
Chloroform	ND	0.20	EPA 8260D	1-24-25	1-24-25	
1,1,1-Trichloroethane	ND	0.20	EPA 8260D	1-24-25	1-24-25	
Carbon Tetrachloride	ND	0.20	EPA 8260D	1-24-25	1-24-25	
Benzene	ND	0.20	EPA 8260D	1-24-25	1-24-25	
1,2-Dichloroethane	ND	0.20	EPA 8260D	1-24-25	1-24-25	
Trichloroethene	ND	0.20	EPA 8260D	1-24-25	1-24-25	
1,2-Dichloropropane	ND	0.20	EPA 8260D	1-24-25	1-24-25	
Dibromomethane	ND	0.20	EPA 8260D	1-24-25	1-24-25	
Bromodichloromethane	ND	0.20	EPA 8260D	1-24-25	1-24-25	
(cis) 1,3-Dichloropropene	ND	0.20	EPA 8260D	1-24-25	1-24-25	
Methyl Isobutyl Ketone	ND	2.0	EPA 8260D	1-24-25	1-24-25	
Toluene	ND	1.0	EPA 8260D	1-24-25	1-24-25	

This report pertains to the samples analyzed in accordance with the chain of custody, and is intended only for the use of the individual or company to whom it is addressed.

Date of Report: February 3, 2025
Samples Submitted: January 23, 2025
Laboratory Reference: 2501-227
Project: AS160423

VOLATILE ORGANICS EPA 8260D/SIM
page 2 of 2

Analyte	Result	PQL	Method	Date Prepared	Date Analyzed	Flags
Client ID:	**SW-1-250122**					
Laboratory ID:	01-227-08					
(trans) 1,3-Dichloropropene	ND	0.20	EPA 8260D	1-24-25	1-24-25	
1,1,2-Trichloroethane	ND	0.20	EPA 8260D	1-24-25	1-24-25	
Tetrachloroethene	ND	0.20	EPA 8260D	1-24-25	1-24-25	
2-Hexanone	ND	2.0	EPA 8260D	1-24-25	1-24-25	
Dibromochloromethane	ND	0.20	EPA 8260D	1-24-25	1-24-25	
1,2-Dibromoethane	ND	0.20	EPA 8260D	1-24-25	1-24-25	
Chlorobenzene	ND	0.20	EPA 8260D	1-24-25	1-24-25	
1,1,1,2-Tetrachloroethane	ND	0.20	EPA 8260D	1-24-25	1-24-25	
Ethylbenzene	ND	0.20	EPA 8260D	1-24-25	1-24-25	
m,p-Xylene	ND	0.40	EPA 8260D	1-24-25	1-24-25	
o-Xylene	ND	0.20	EPA 8260D	1-24-25	1-24-25	
Styrene	ND	0.20	EPA 8260D	1-24-25	1-24-25	
Bromoform	ND	1.0	EPA 8260D	1-24-25	1-24-25	
1,1,2,2-Tetrachloroethane	ND	0.20	EPA 8260D	1-24-25	1-24-25	
1,2,3-Trichloropropane	ND	0.20	EPA 8260D	1-24-25	1-24-25	
(trans) 1,4-Dichloro-2-butene	ND	0.50	EPA 8260D	1-24-25	1-24-25	
1,4-Dichlorobenzene	ND	0.20	EPA 8260D	1-24-25	1-24-25	
1,2-Dichlorobenzene	ND	0.20	EPA 8260D	1-24-25	1-24-25	
1,2-Dibromo-3-chloropropane	ND	1.0	EPA 8260D	1-24-25	1-24-25	
1,2,4-Trichlorobenzene	ND	0.20	EPA 8260D	1-24-25	1-24-25	
Surrogate:	*Percent Recovery*	*Control Limits*				
Dibromofluoromethane	*99*	*68-133*				
Toluene-d8	*101*	*79-123*				
4-Bromofluorobenzene	*100*	*78-117*				

This report pertains to the samples analyzed in accordance with the chain of custody, and is intended only for the use of the individual or company to whom it is addressed.

Date of Report: February 3, 2025
Samples Submitted: January 23, 2025
Laboratory Reference: 2501-227
Project: AS160423

VOLATILE ORGANICS EPA 8260D/SIM
page 1 of 2

Matrix: Water
Units: ug/L

Analyte	Result	PQL	Method	Date Prepared	Date Analyzed	Flags
Client ID:	**SW-4-250122**					
Laboratory ID:	01-227-09					
Chloromethane	ND	1.0	EPA 8260D	1-24-25	1-24-25	
Vinyl Chloride (SIM)	ND	0.020	EPA 8260D/SIM	1-24-25	1-24-25	
Bromomethane	ND	1.3	EPA 8260D	1-24-25	1-24-25	
Chloroethane	ND	1.0	EPA 8260D	1-24-25	1-24-25	
Trichlorofluoromethane	ND	0.20	EPA 8260D	1-24-25	1-24-25	
1,1-Dichloroethene	ND	0.20	EPA 8260D	1-24-25	1-24-25	
Acetone	ND	5.0	EPA 8260D	1-24-25	1-24-25	
Carbon Disulfide	ND	0.20	EPA 8260D	1-24-25	1-24-25	
Methylene Chloride	ND	1.0	EPA 8260D	1-24-25	1-24-25	
Acrylonitrile	ND	0.50	EPA 8260D	1-24-25	1-24-25	
(trans) 1,2-Dichloroethene	ND	0.20	EPA 8260D	1-24-25	1-24-25	
1,1-Dichloroethane	ND	0.20	EPA 8260D	1-24-25	1-24-25	
Vinyl Acetate	ND	1.0	EPA 8260D	1-24-25	1-24-25	
(cis) 1,2-Dichloroethene	ND	0.20	EPA 8260D	1-24-25	1-24-25	
2-Butanone	ND	5.0	EPA 8260D	1-24-25	1-24-25	
Bromochloromethane	ND	0.20	EPA 8260D	1-24-25	1-24-25	
Chloroform	ND	0.20	EPA 8260D	1-24-25	1-24-25	
1,1,1-Trichloroethane	ND	0.20	EPA 8260D	1-24-25	1-24-25	
Carbon Tetrachloride	ND	0.20	EPA 8260D	1-24-25	1-24-25	
Benzene	ND	0.20	EPA 8260D	1-24-25	1-24-25	
1,2-Dichloroethane	ND	0.20	EPA 8260D	1-24-25	1-24-25	
Trichloroethene	ND	0.20	EPA 8260D	1-24-25	1-24-25	
1,2-Dichloropropane	ND	0.20	EPA 8260D	1-24-25	1-24-25	
Dibromomethane	ND	0.20	EPA 8260D	1-24-25	1-24-25	
Bromodichloromethane	ND	0.20	EPA 8260D	1-24-25	1-24-25	
(cis) 1,3-Dichloropropene	ND	0.20	EPA 8260D	1-24-25	1-24-25	
Methyl Isobutyl Ketone	ND	2.0	EPA 8260D	1-24-25	1-24-25	
Toluene	ND	1.0	EPA 8260D	1-24-25	1-24-25	

This report pertains to the samples analyzed in accordance with the chain of custody,
and is intended only for the use of the individual or company to whom it is addressed.

Date of Report: February 3, 2025
Samples Submitted: January 23, 2025
Laboratory Reference: 2501-227
Project: AS160423

VOLATILE ORGANICS EPA 8260D/SIM
page 2 of 2

Analyte	Result	PQL	Method	Date Prepared	Date Analyzed	Flags
Client ID:	**SW-4-250122**					
Laboratory ID:	01-227-09					
(trans) 1,3-Dichloropropene	ND	0.20	EPA 8260D	1-24-25	1-24-25	
1,1,2-Trichloroethane	ND	0.20	EPA 8260D	1-24-25	1-24-25	
Tetrachloroethene	ND	0.20	EPA 8260D	1-24-25	1-24-25	
2-Hexanone	ND	2.0	EPA 8260D	1-24-25	1-24-25	
Dibromochloromethane	ND	0.20	EPA 8260D	1-24-25	1-24-25	
1,2-Dibromoethane	ND	0.20	EPA 8260D	1-24-25	1-24-25	
Chlorobenzene	ND	0.20	EPA 8260D	1-24-25	1-24-25	
1,1,1,2-Tetrachloroethane	ND	0.20	EPA 8260D	1-24-25	1-24-25	
Ethylbenzene	ND	0.20	EPA 8260D	1-24-25	1-24-25	
m,p-Xylene	ND	0.40	EPA 8260D	1-24-25	1-24-25	
o-Xylene	ND	0.20	EPA 8260D	1-24-25	1-24-25	
Styrene	ND	0.20	EPA 8260D	1-24-25	1-24-25	
Bromoform	ND	1.0	EPA 8260D	1-24-25	1-24-25	
1,1,2,2-Tetrachloroethane	ND	0.20	EPA 8260D	1-24-25	1-24-25	
1,2,3-Trichloropropane	ND	0.20	EPA 8260D	1-24-25	1-24-25	
(trans) 1,4-Dichloro-2-butene	ND	0.50	EPA 8260D	1-24-25	1-24-25	
1,4-Dichlorobenzene	ND	0.20	EPA 8260D	1-24-25	1-24-25	
1,2-Dichlorobenzene	ND	0.20	EPA 8260D	1-24-25	1-24-25	
1,2-Dibromo-3-chloropropane	ND	1.0	EPA 8260D	1-24-25	1-24-25	
1,2,4-Trichlorobenzene	ND	0.20	EPA 8260D	1-24-25	1-24-25	
Surrogate:	*Percent Recovery*	*Control Limits*				
Dibromofluoromethane	*101*	*68-133*				
Toluene-d8	*100*	*79-123*				
4-Bromofluorobenzene	*100*	*78-117*				

This report pertains to the samples analyzed in accordance with the chain of custody,
and is intended only for the use of the individual or company to whom it is addressed.

Date of Report: February 3, 2025
Samples Submitted: January 23, 2025
Laboratory Reference: 2501-227
Project: AS160423

VOLATILE ORGANICS EPA 8260D/SIM
page 1 of 2

Matrix: Water
Units: ug/L

Analyte	Result	PQL	Method	Date Prepared	Date Analyzed	Flags
Client ID:	**SW-6-250122**					
Laboratory ID:	01-227-10					
Chloromethane	ND	1.0	EPA 8260D	1-24-25	1-24-25	
Vinyl Chloride (SIM)	ND	0.020	EPA 8260D/SIM	1-24-25	1-24-25	
Bromomethane	ND	1.3	EPA 8260D	1-24-25	1-24-25	
Chloroethane	ND	1.0	EPA 8260D	1-24-25	1-24-25	
Trichlorofluoromethane	ND	0.20	EPA 8260D	1-24-25	1-24-25	
1,1-Dichloroethene	ND	0.20	EPA 8260D	1-24-25	1-24-25	
Acetone	ND	5.0	EPA 8260D	1-24-25	1-24-25	
Carbon Disulfide	ND	0.20	EPA 8260D	1-24-25	1-24-25	
Methylene Chloride	ND	1.0	EPA 8260D	1-24-25	1-24-25	
Acrylonitrile	ND	0.50	EPA 8260D	1-24-25	1-24-25	
(trans) 1,2-Dichloroethene	ND	0.20	EPA 8260D	1-24-25	1-24-25	
1,1-Dichloroethane	ND	0.20	EPA 8260D	1-24-25	1-24-25	
Vinyl Acetate	ND	1.0	EPA 8260D	1-24-25	1-24-25	
(cis) 1,2-Dichloroethene	ND	0.20	EPA 8260D	1-24-25	1-24-25	
2-Butanone	ND	5.0	EPA 8260D	1-24-25	1-24-25	
Bromochloromethane	ND	0.20	EPA 8260D	1-24-25	1-24-25	
Chloroform	ND	0.20	EPA 8260D	1-24-25	1-24-25	
1,1,1-Trichloroethane	ND	0.20	EPA 8260D	1-24-25	1-24-25	
Carbon Tetrachloride	ND	0.20	EPA 8260D	1-24-25	1-24-25	
Benzene	ND	0.20	EPA 8260D	1-24-25	1-24-25	
1,2-Dichloroethane	ND	0.20	EPA 8260D	1-24-25	1-24-25	
Trichloroethene	ND	0.20	EPA 8260D	1-24-25	1-24-25	
1,2-Dichloropropane	ND	0.20	EPA 8260D	1-24-25	1-24-25	
Dibromomethane	ND	0.20	EPA 8260D	1-24-25	1-24-25	
Bromodichloromethane	ND	0.20	EPA 8260D	1-24-25	1-24-25	
(cis) 1,3-Dichloropropene	ND	0.20	EPA 8260D	1-24-25	1-24-25	
Methyl Isobutyl Ketone	ND	2.0	EPA 8260D	1-24-25	1-24-25	
Toluene	ND	1.0	EPA 8260D	1-24-25	1-24-25	

This report pertains to the samples analyzed in accordance with the chain of custody,
and is intended only for the use of the individual or company to whom it is addressed.

Date of Report: February 3, 2025
Samples Submitted: January 23, 2025
Laboratory Reference: 2501-227
Project: AS160423

VOLATILE ORGANICS EPA 8260D/SIM
page 2 of 2

Analyte	Result	PQL	Method	Date Prepared	Date Analyzed	Flags
Client ID:	**SW-6-250122**					
Laboratory ID:	01-227-10					
(trans) 1,3-Dichloropropene	ND	0.20	EPA 8260D	1-24-25	1-24-25	
1,1,2-Trichloroethane	ND	0.20	EPA 8260D	1-24-25	1-24-25	
Tetrachloroethene	ND	0.20	EPA 8260D	1-24-25	1-24-25	
2-Hexanone	ND	2.0	EPA 8260D	1-24-25	1-24-25	
Dibromochloromethane	ND	0.20	EPA 8260D	1-24-25	1-24-25	
1,2-Dibromoethane	ND	0.20	EPA 8260D	1-24-25	1-24-25	
Chlorobenzene	ND	0.20	EPA 8260D	1-24-25	1-24-25	
1,1,1,2-Tetrachloroethane	ND	0.20	EPA 8260D	1-24-25	1-24-25	
Ethylbenzene	ND	0.20	EPA 8260D	1-24-25	1-24-25	
m,p-Xylene	ND	0.40	EPA 8260D	1-24-25	1-24-25	
o-Xylene	ND	0.20	EPA 8260D	1-24-25	1-24-25	
Styrene	ND	0.20	EPA 8260D	1-24-25	1-24-25	
Bromoform	ND	1.0	EPA 8260D	1-24-25	1-24-25	
1,1,2,2-Tetrachloroethane	ND	0.20	EPA 8260D	1-24-25	1-24-25	
1,2,3-Trichloropropane	ND	0.20	EPA 8260D	1-24-25	1-24-25	
(trans) 1,4-Dichloro-2-butene	ND	0.50	EPA 8260D	1-24-25	1-24-25	
1,4-Dichlorobenzene	ND	0.20	EPA 8260D	1-24-25	1-24-25	
1,2-Dichlorobenzene	ND	0.20	EPA 8260D	1-24-25	1-24-25	
1,2-Dibromo-3-chloropropane	ND	1.0	EPA 8260D	1-24-25	1-24-25	
1,2,4-Trichlorobenzene	ND	0.20	EPA 8260D	1-24-25	1-24-25	
Surrogate:	*Percent Recovery*	*Control Limits*				
Dibromofluoromethane	*100*	*68-133*				
Toluene-d8	*101*	*79-123*				
4-Bromofluorobenzene	*98*	*78-117*				

This report pertains to the samples analyzed in accordance with the chain of custody, and is intended only for the use of the individual or company to whom it is addressed.

Date of Report: February 3, 2025
Samples Submitted: January 23, 2025
Laboratory Reference: 2501-227
Project: AS160423

VOLATILE ORGANICS EPA 8260D/SIM
page 1 of 2

Matrix: Water
Units: ug/L

Analyte	Result	PQL	Method	Date Prepared	Date Analyzed	Flags
Client ID:	**SW-7-250122**					
Laboratory ID:	01-227-11					
Chloromethane	ND	1.0	EPA 8260D	1-24-25	1-24-25	
Vinyl Chloride (SIM)	ND	0.020	EPA 8260D/SIM	1-24-25	1-24-25	
Bromomethane	ND	1.3	EPA 8260D	1-24-25	1-24-25	
Chloroethane	ND	1.0	EPA 8260D	1-24-25	1-24-25	
Trichlorofluoromethane	ND	0.20	EPA 8260D	1-24-25	1-24-25	
1,1-Dichloroethene	ND	0.20	EPA 8260D	1-24-25	1-24-25	
Acetone	ND	5.0	EPA 8260D	1-24-25	1-24-25	
Carbon Disulfide	ND	0.20	EPA 8260D	1-24-25	1-24-25	
Methylene Chloride	ND	1.0	EPA 8260D	1-24-25	1-24-25	
Acrylonitrile	ND	0.50	EPA 8260D	1-24-25	1-24-25	
(trans) 1,2-Dichloroethene	ND	0.20	EPA 8260D	1-24-25	1-24-25	
1,1-Dichloroethane	ND	0.20	EPA 8260D	1-24-25	1-24-25	
Vinyl Acetate	ND	1.0	EPA 8260D	1-24-25	1-24-25	
(cis) 1,2-Dichloroethene	ND	0.20	EPA 8260D	1-24-25	1-24-25	
2-Butanone	ND	5.0	EPA 8260D	1-24-25	1-24-25	
Bromochloromethane	ND	0.20	EPA 8260D	1-24-25	1-24-25	
Chloroform	ND	0.20	EPA 8260D	1-24-25	1-24-25	
1,1,1-Trichloroethane	ND	0.20	EPA 8260D	1-24-25	1-24-25	
Carbon Tetrachloride	ND	0.20	EPA 8260D	1-24-25	1-24-25	
Benzene	ND	0.20	EPA 8260D	1-24-25	1-24-25	
1,2-Dichloroethane	ND	0.20	EPA 8260D	1-24-25	1-24-25	
Trichloroethene	ND	0.20	EPA 8260D	1-24-25	1-24-25	
1,2-Dichloropropane	ND	0.20	EPA 8260D	1-24-25	1-24-25	
Dibromomethane	ND	0.20	EPA 8260D	1-24-25	1-24-25	
Bromodichloromethane	ND	0.20	EPA 8260D	1-24-25	1-24-25	
(cis) 1,3-Dichloropropene	ND	0.20	EPA 8260D	1-24-25	1-24-25	
Methyl Isobutyl Ketone	ND	2.0	EPA 8260D	1-24-25	1-24-25	
Toluene	ND	1.0	EPA 8260D	1-24-25	1-24-25	

This report pertains to the samples analyzed in accordance with the chain of custody,
and is intended only for the use of the individual or company to whom it is addressed.

Date of Report: February 3, 2025
Samples Submitted: January 23, 2025
Laboratory Reference: 2501-227
Project: AS160423

VOLATILE ORGANICS EPA 8260D/SIM
page 2 of 2

Analyte	Result	PQL	Method	Date Prepared	Date Analyzed	Flags
Client ID:	**SW-7-250122**					
Laboratory ID:	01-227-11					
(trans) 1,3-Dichloropropene	ND	0.20	EPA 8260D	1-24-25	1-24-25	
1,1,2-Trichloroethane	ND	0.20	EPA 8260D	1-24-25	1-24-25	
Tetrachloroethene	ND	0.20	EPA 8260D	1-24-25	1-24-25	
2-Hexanone	ND	2.0	EPA 8260D	1-24-25	1-24-25	
Dibromochloromethane	ND	0.20	EPA 8260D	1-24-25	1-24-25	
1,2-Dibromoethane	ND	0.20	EPA 8260D	1-24-25	1-24-25	
Chlorobenzene	ND	0.20	EPA 8260D	1-24-25	1-24-25	
1,1,1,2-Tetrachloroethane	ND	0.20	EPA 8260D	1-24-25	1-24-25	
Ethylbenzene	ND	0.20	EPA 8260D	1-24-25	1-24-25	
m,p-Xylene	ND	0.40	EPA 8260D	1-24-25	1-24-25	
o-Xylene	ND	0.20	EPA 8260D	1-24-25	1-24-25	
Styrene	ND	0.20	EPA 8260D	1-24-25	1-24-25	
Bromoform	ND	1.0	EPA 8260D	1-24-25	1-24-25	
1,1,2,2-Tetrachloroethane	ND	0.20	EPA 8260D	1-24-25	1-24-25	
1,2,3-Trichloropropane	ND	0.20	EPA 8260D	1-24-25	1-24-25	
(trans) 1,4-Dichloro-2-butene	ND	0.50	EPA 8260D	1-24-25	1-24-25	
1,4-Dichlorobenzene	ND	0.20	EPA 8260D	1-24-25	1-24-25	
1,2-Dichlorobenzene	ND	0.20	EPA 8260D	1-24-25	1-24-25	
1,2-Dibromo-3-chloropropane	ND	1.0	EPA 8260D	1-24-25	1-24-25	
1,2,4-Trichlorobenzene	ND	0.20	EPA 8260D	1-24-25	1-24-25	
Surrogate:	*Percent Recovery*	*Control Limits*				
Dibromofluoromethane	*99*	*68-133*				
Toluene-d8	*99*	*79-123*				
4-Bromofluorobenzene	*101*	*78-117*				

This report pertains to the samples analyzed in accordance with the chain of custody, and is intended only for the use of the individual or company to whom it is addressed.

Date of Report: February 3, 2025
Samples Submitted: January 23, 2025
Laboratory Reference: 2501-227
Project: AS160423

VOLATILE ORGANICS EPA 8260D/SIM
page 1 of 2

Matrix: Water
Units: ug/L

Analyte	Result	PQL	Method	Date Prepared	Date Analyzed	Flags
Client ID:	**Trip Blanks**					
Laboratory ID:	01-227-12					
Chloromethane	ND	1.0	EPA 8260D	1-24-25	1-24-25	
Vinyl Chloride (SIM)	ND	0.020	EPA 8260D/SIM	1-24-25	1-24-25	
Bromomethane	ND	1.3	EPA 8260D	1-24-25	1-24-25	
Chloroethane	ND	1.0	EPA 8260D	1-24-25	1-24-25	
Trichlorofluoromethane	ND	0.20	EPA 8260D	1-24-25	1-24-25	
1,1-Dichloroethene	ND	0.20	EPA 8260D	1-24-25	1-24-25	
Acetone	ND	5.0	EPA 8260D	1-24-25	1-24-25	
Carbon Disulfide	ND	0.20	EPA 8260D	1-24-25	1-24-25	
Methylene Chloride	ND	1.0	EPA 8260D	1-24-25	1-24-25	
Acrylonitrile	ND	0.50	EPA 8260D	1-24-25	1-24-25	
(trans) 1,2-Dichloroethene	ND	0.20	EPA 8260D	1-24-25	1-24-25	
1,1-Dichloroethane	ND	0.20	EPA 8260D	1-24-25	1-24-25	
Vinyl Acetate	ND	1.0	EPA 8260D	1-24-25	1-24-25	
(cis) 1,2-Dichloroethene	ND	0.20	EPA 8260D	1-24-25	1-24-25	
2-Butanone	ND	5.0	EPA 8260D	1-24-25	1-24-25	
Bromochloromethane	ND	0.20	EPA 8260D	1-24-25	1-24-25	
Chloroform	ND	0.20	EPA 8260D	1-24-25	1-24-25	
1,1,1-Trichloroethane	ND	0.20	EPA 8260D	1-24-25	1-24-25	
Carbon Tetrachloride	ND	0.20	EPA 8260D	1-24-25	1-24-25	
Benzene	ND	0.20	EPA 8260D	1-24-25	1-24-25	
1,2-Dichloroethane	ND	0.20	EPA 8260D	1-24-25	1-24-25	
Trichloroethene	ND	0.20	EPA 8260D	1-24-25	1-24-25	
1,2-Dichloropropane	ND	0.20	EPA 8260D	1-24-25	1-24-25	
Dibromomethane	ND	0.20	EPA 8260D	1-24-25	1-24-25	
Bromodichloromethane	ND	0.20	EPA 8260D	1-24-25	1-24-25	
(cis) 1,3-Dichloropropene	ND	0.20	EPA 8260D	1-24-25	1-24-25	
Methyl Isobutyl Ketone	ND	2.0	EPA 8260D	1-24-25	1-24-25	
Toluene	ND	1.0	EPA 8260D	1-24-25	1-24-25	

This report pertains to the samples analyzed in accordance with the chain of custody,
and is intended only for the use of the individual or company to whom it is addressed.

Date of Report: February 3, 2025
Samples Submitted: January 23, 2025
Laboratory Reference: 2501-227
Project: AS160423

VOLATILE ORGANICS EPA 8260D/SIM
page 2 of 2

Analyte	Result	PQL	Method	Date Prepared	Date Analyzed	Flags
Client ID:	**Trip Blanks**					
Laboratory ID:	01-227-12					
(trans) 1,3-Dichloropropene	ND	0.20	EPA 8260D	1-24-25	1-24-25	
1,1,2-Trichloroethane	ND	0.20	EPA 8260D	1-24-25	1-24-25	
Tetrachloroethene	ND	0.20	EPA 8260D	1-24-25	1-24-25	
2-Hexanone	ND	2.0	EPA 8260D	1-24-25	1-24-25	
Dibromochloromethane	ND	0.20	EPA 8260D	1-24-25	1-24-25	
1,2-Dibromoethane	ND	0.20	EPA 8260D	1-24-25	1-24-25	
Chlorobenzene	ND	0.20	EPA 8260D	1-24-25	1-24-25	
1,1,1,2-Tetrachloroethane	ND	0.20	EPA 8260D	1-24-25	1-24-25	
Ethylbenzene	ND	0.20	EPA 8260D	1-24-25	1-24-25	
m,p-Xylene	ND	0.40	EPA 8260D	1-24-25	1-24-25	
o-Xylene	ND	0.20	EPA 8260D	1-24-25	1-24-25	
Styrene	ND	0.20	EPA 8260D	1-24-25	1-24-25	
Bromoform	ND	1.0	EPA 8260D	1-24-25	1-24-25	
1,1,2,2-Tetrachloroethane	ND	0.20	EPA 8260D	1-24-25	1-24-25	
1,2,3-Trichloropropane	ND	0.20	EPA 8260D	1-24-25	1-24-25	
(trans) 1,4-Dichloro-2-butene	ND	0.50	EPA 8260D	1-24-25	1-24-25	
1,4-Dichlorobenzene	ND	0.20	EPA 8260D	1-24-25	1-24-25	
1,2-Dichlorobenzene	ND	0.20	EPA 8260D	1-24-25	1-24-25	
1,2-Dibromo-3-chloropropane	ND	1.0	EPA 8260D	1-24-25	1-24-25	
1,2,4-Trichlorobenzene	ND	0.20	EPA 8260D	1-24-25	1-24-25	
Surrogate:	*Percent Recovery*	*Control Limits*				
Dibromofluoromethane	*97*	*68-133*				
Toluene-d8	*99*	*79-123*				
4-Bromofluorobenzene	*97*	*78-117*				

This report pertains to the samples analyzed in accordance with the chain of custody,
and is intended only for the use of the individual or company to whom it is addressed.

Date of Report: February 3, 2025
Samples Submitted: January 23, 2025
Laboratory Reference: 2501-227
Project: AS160423

VOLATILE ORGANICS EPA 8260D/SIM
QUALITY CONTROL
page 1 of 2

Matrix: Water
Units: ug/L

Analyte	Result	PQL	Method	Date Prepared	Date Analyzed	Flags
METHOD BLANK						
Laboratory ID:	MB0124W1					
Chloromethane	ND	1.0	EPA 8260D	1-24-25	1-24-25	
Vinyl Chloride (SIM)	ND	0.020	EPA 8260D/SIM	1-24-25	1-24-25	
Bromomethane	ND	1.3	EPA 8260D	1-24-25	1-24-25	
Chloroethane	ND	1.0	EPA 8260D	1-24-25	1-24-25	
Trichlorofluoromethane	ND	0.20	EPA 8260D	1-24-25	1-24-25	
1,1-Dichloroethene	ND	0.20	EPA 8260D	1-24-25	1-24-25	
Acetone	ND	5.0	EPA 8260D	1-24-25	1-24-25	
Carbon Disulfide	ND	0.20	EPA 8260D	1-24-25	1-24-25	
Methylene Chloride	ND	1.0	EPA 8260D	1-24-25	1-24-25	
Acrylonitrile	ND	0.50	EPA 8260D	1-24-25	1-24-25	
(trans) 1,2-Dichloroethene	ND	0.20	EPA 8260D	1-24-25	1-24-25	
1,1-Dichloroethane	ND	0.20	EPA 8260D	1-24-25	1-24-25	
Vinyl Acetate	ND	1.0	EPA 8260D	1-24-25	1-24-25	
(cis) 1,2-Dichloroethene	ND	0.20	EPA 8260D	1-24-25	1-24-25	
2-Butanone	ND	5.0	EPA 8260D	1-24-25	1-24-25	
Bromochloromethane	ND	0.20	EPA 8260D	1-24-25	1-24-25	
Chloroform	ND	0.20	EPA 8260D	1-24-25	1-24-25	
1,1,1-Trichloroethane	ND	0.20	EPA 8260D	1-24-25	1-24-25	
Carbon Tetrachloride	ND	0.20	EPA 8260D	1-24-25	1-24-25	
Benzene	ND	0.20	EPA 8260D	1-24-25	1-24-25	
1,2-Dichloroethane	ND	0.20	EPA 8260D	1-24-25	1-24-25	
Trichloroethene	ND	0.20	EPA 8260D	1-24-25	1-24-25	
1,2-Dichloropropane	ND	0.20	EPA 8260D	1-24-25	1-24-25	
Dibromomethane	ND	0.20	EPA 8260D	1-24-25	1-24-25	
Bromodichloromethane	ND	0.20	EPA 8260D	1-24-25	1-24-25	
(cis) 1,3-Dichloropropene	ND	0.20	EPA 8260D	1-24-25	1-24-25	
Methyl Isobutyl Ketone	ND	2.0	EPA 8260D	1-24-25	1-24-25	
Toluene	ND	1.0	EPA 8260D	1-24-25	1-24-25	

This report pertains to the samples analyzed in accordance with the chain of custody, and is intended only for the use of the individual or company to whom it is addressed.

Date of Report: February 3, 2025
Samples Submitted: January 23, 2025
Laboratory Reference: 2501-227
Project: AS160423

VOLATILE ORGANICS EPA 8260D/SIM
QUALITY CONTROL
page 2 of 2

Analyte	Result	PQL	Method	Date Prepared	Date Analyzed	Flags
METHOD BLANK						
Laboratory ID:	MB0124W1					
(trans) 1,3-Dichloropropene	ND	0.20	EPA 8260D	1-24-25	1-24-25	
1,1,2-Trichloroethane	ND	0.20	EPA 8260D	1-24-25	1-24-25	
Tetrachloroethene	ND	0.20	EPA 8260D	1-24-25	1-24-25	
2-Hexanone	ND	2.0	EPA 8260D	1-24-25	1-24-25	
Dibromochloromethane	ND	0.20	EPA 8260D	1-24-25	1-24-25	
1,2-Dibromoethane	ND	0.20	EPA 8260D	1-24-25	1-24-25	
Chlorobenzene	ND	0.20	EPA 8260D	1-24-25	1-24-25	
1,1,1,2-Tetrachloroethane	ND	0.20	EPA 8260D	1-24-25	1-24-25	
Ethylbenzene	ND	0.20	EPA 8260D	1-24-25	1-24-25	
m,p-Xylene	ND	0.40	EPA 8260D	1-24-25	1-24-25	
o-Xylene	ND	0.20	EPA 8260D	1-24-25	1-24-25	
Styrene	ND	0.20	EPA 8260D	1-24-25	1-24-25	
Bromoform	ND	1.0	EPA 8260D	1-24-25	1-24-25	
1,1,2,2-Tetrachloroethane	ND	0.20	EPA 8260D	1-24-25	1-24-25	
1,2,3-Trichloropropane	ND	0.20	EPA 8260D	1-24-25	1-24-25	
(trans) 1,4-Dichloro-2-butene	ND	0.50	EPA 8260D	1-24-25	1-24-25	
1,4-Dichlorobenzene	ND	0.20	EPA 8260D	1-24-25	1-24-25	
1,2-Dichlorobenzene	ND	0.20	EPA 8260D	1-24-25	1-24-25	
1,2-Dibromo-3-chloropropane	ND	1.0	EPA 8260D	1-24-25	1-24-25	
1,2,4-Trichlorobenzene	ND	0.20	EPA 8260D	1-24-25	1-24-25	
Surrogate:	*Percent Recovery*	*Control Limits*				
Dibromofluoromethane	*99*	*68-133*				
Toluene-d8	*100*	*79-123*				
4-Bromofluorobenzene	*101*	*78-117*				

This report pertains to the samples analyzed in accordance with the chain of custody, and is intended only for the use of the individual or company to whom it is addressed.

Date of Report: February 3, 2025
Samples Submitted: January 23, 2025
Laboratory Reference: 2501-227
Project: AS160423

VOLATILE ORGANICS EPA 8260D/SIM
QUALITY CONTROL
page 1 of 2

Matrix: Water
Units: ug/L

Analyte	Result		Spike Level		Percent Recovery		Recovery Limits	RPD	RPD Limit	Flags
SPIKE BLANKS										
Laboratory ID:	SB0124W1									
	SB	SBD	SB	SBD	SB	SBD				
Chloromethane	**10.5**	**10.6**	10.0	10.0	105	106	45-145	1	19	
Vinyl Chloride	**10.3**	**10.3**	10.0	10.0	103	103	67-130	0	15	
Bromomethane	**7.42**	**8.85**	10.0	10.0	74	89	27-165	18	36	
Chloroethane	**9.59**	**9.63**	10.0	10.0	96	96	61-132	0	18	
Trichlorofluoromethane	**10.9**	**11.0**	10.0	10.0	109	110	67-136	1	17	
1,1-Dichloroethene	**10.6**	**10.7**	10.0	10.0	106	107	74-125	1	15	
Acetone	**10.6**	**12.9**	10.0	10.0	106	129	49-140	20	20	
Carbon Disulfide	**9.67**	**9.63**	10.0	10.0	97	96	58-122	0	18	
Methylene Chloride	**10.1**	**10.1**	10.0	10.0	101	101	70-123	0	15	
(trans) 1,2-Dichloroethene	**10.4**	**10.4**	10.0	10.0	104	104	77-125	0	15	
1,1-Dichloroethane	**10.5**	**10.4**	10.0	10.0	105	104	75-125	1	15	
Vinyl Acetate	**10.0**	**10.2**	10.0	10.0	100	102	61-138	2	16	
(cis) 1,2-Dichloroethene	**10.5**	**10.6**	10.0	10.0	105	106	78-130	1	15	
2-Butanone	**10.1**	**11.4**	10.0	10.0	101	114	58-144	12	16	
Bromochloromethane	**10.3**	**9.63**	10.0	10.0	103	96	79-132	7	15	
Chloroform	**10.0**	**9.95**	10.0	10.0	100	100	73-128	1	15	
1,1,1-Trichloroethane	**10.7**	**10.7**	10.0	10.0	107	107	72-127	0	15	
Carbon Tetrachloride	**9.94**	**10.1**	10.0	10.0	99	101	68-131	2	15	
Benzene	**10.1**	**10.3**	10.0	10.0	101	103	76-124	2	15	
1,2-Dichloroethane	**11.2**	**10.9**	10.0	10.0	112	109	68-133	3	15	
Trichloroethene	**11.0**	**10.8**	10.0	10.0	110	108	80-126	2	15	
1,2-Dichloropropane	**10.9**	**10.7**	10.0	10.0	109	107	78-124	2	15	
Dibromomethane	**11.5**	**11.3**	10.0	10.0	115	113	76-131	2	15	
Bromodichloromethane	**11.1**	**11.3**	10.0	10.0	111	113	81-128	2	15	
(cis) 1,3-Dichloropropene	**11.8**	**11.8**	10.0	10.0	118	118	80-131	0	15	
Methyl Isobutyl Ketone	**9.82**	**10.4**	10.0	10.0	98	104	67-133	6	16	
Toluene	**10.4**	**10.4**	10.0	10.0	104	104	75-120	0	15	
(trans) 1,3-Dichloropropene	**11.7**	**11.1**	10.0	10.0	117	111	77-128	5	15	

This report pertains to the samples analyzed in accordance with the chain of custody,
and is intended only for the use of the individual or company to whom it is addressed.

Date of Report: February 3, 2025
Samples Submitted: January 23, 2025
Laboratory Reference: 2501-227
Project: AS160423

VOLATILE ORGANICS EPA 8260D/SIM
QUALITY CONTROL
page 2 of 2

Analyte	Result		Spike Level		Percent Recovery		Recovery Limits	RPD	RPD Limit	Flags
SPIKE BLANKS										
Laboratory ID:	SB0124W1									
	SB	SBD	SB	SBD	SB	SBD				
1,1,2-Trichloroethane	**10.8**	**10.4**	10.0	10.0	108	104	80-124	4	15	
Tetrachloroethene	**11.0**	**10.6**	10.0	10.0	110	106	80-125	4	15	
2-Hexanone	**10.3**	**10.2**	10.0	10.0	103	102	65-134	1	20	
Dibromochloromethane	**10.3**	**9.70**	10.0	10.0	103	97	81-131	6	15	
1,2-Dibromoethane	**11.6**	**11.0**	10.0	10.0	116	110	82-129	5	15	
Chlorobenzene	**10.7**	**10.4**	10.0	10.0	107	104	80-119	3	15	
1,1,1,2-Tetrachloroethane	**11.1**	**11.1**	10.0	10.0	111	111	80-124	0	15	
Ethylbenzene	**10.8**	**10.6**	10.0	10.0	108	106	80-121	2	15	
m,p-Xylene	**21.6**	**21.1**	20.0	20.0	108	106	80-122	2	15	
o-Xylene	**10.9**	**10.6**	10.0	10.0	109	106	80-121	3	15	
Styrene	**11.4**	**11.0**	10.0	10.0	114	110	82-128	4	15	
Bromoform	**11.4**	**11.0**	10.0	10.0	114	110	77-131	4	15	
1,1,2,2-Tetrachloroethane	**10.6**	**10.3**	10.0	10.0	106	103	66-138	3	15	
1,2,3-Trichloropropane	**10.1**	**9.39**	10.0	10.0	101	94	67-127	7	18	
1,4-Dichlorobenzene	**10.3**	**10.2**	10.0	10.0	103	102	78-127	1	15	
1,2-Dichlorobenzene	**11.0**	**10.5**	10.0	10.0	110	105	79-129	5	15	
1,2-Dibromo-3-chloropropane	**9.76**	**9.78**	10.0	10.0	98	98	62-140	0	18	
1,2,4-Trichlorobenzene	**9.84**	**9.98**	10.0	10.0	98	100	72-142	1	21	
Surrogate:										
Dibromofluoromethane					*96*	*97*	*68-133*			
Toluene-d8					*101*	*101*	*79-123*			
4-Bromofluorobenzene					*104*	*101*	*78-117*			

This report pertains to the samples analyzed in accordance with the chain of custody, and is intended only for the use of the individual or company to whom it is addressed.

Date of Report: February 3, 2025
Samples Submitted: January 23, 2025
Laboratory Reference: 2501-227
Project: AS160423

DISSOLVED METALS
EPA 200.8

Matrix: Water
Units: ug/L (ppb)

Analyte	Result	PQL	Method	Date Prepared	Date Analyzed	Flags
Client ID:	**MW-5-250122**					
Laboratory ID:	01-227-01					
Arsenic	**1.5**	1.0	EPA 200.8		1-29-25	
Manganese	**ND**	10	EPA 200.8		1-29-25	
Client ID:	**MW-6-250122**					
Laboratory ID:	01-227-02					
Arsenic	**2.0**	1.0	EPA 200.8		1-29-25	
Manganese	**190**	10	EPA 200.8		1-29-25	
Client ID:	**MW-7-250122**					
Laboratory ID:	01-227-03					
Arsenic	**1.5**	1.0	EPA 200.8		1-29-25	
Manganese	**ND**	10	EPA 200.8		1-29-25	
Client ID:	**MW-12I-250122**					
Laboratory ID:	01-227-04					
Arsenic	**2.2**	1.0	EPA 200.8		1-29-25	
Manganese	**56**	10	EPA 200.8		1-29-25	
Client ID:	**MW-13D-250122**					
Laboratory ID:	01-227-05					
Arsenic	**5.0**	1.0	EPA 200.8		1-29-25	
Manganese	**ND**	10	EPA 200.8		1-29-25	
Client ID:	**MW-14-250122**					
Laboratory ID:	01-227-06					
Arsenic	**11**	1.0	EPA 200.8		1-29-25	
Manganese	**790**	50	EPA 200.8		1-29-25	
Client ID:	**MW-20DD-250122**					
Laboratory ID:	01-227-07					
Arsenic	**13**	1.0	EPA 200.8		1-29-25	
Manganese	**860**	50	EPA 200.8		1-29-25	

This report pertains to the samples analyzed in accordance with the chain of custody,
and is intended only for the use of the individual or company to whom it is addressed.

Date of Report: February 3, 2025
Samples Submitted: January 23, 2025
Laboratory Reference: 2501-227
Project: AS160423

DISSOLVED METALS
EPA 200.8

Matrix: Water
Units: ug/L (ppb)

Analyte	Result	PQL	Method	Date Prepared	Date Analyzed	Flags
Client ID:	**SW-1-250122**					
Laboratory ID:	01-227-08					
Arsenic	**1.4**	1.0	EPA 200.8		1-29-25	
Manganese	**ND**	10	EPA 200.8		1-29-25	
Client ID:	**SW-4-250122**					
Laboratory ID:	01-227-09					
Arsenic	**1.3**	1.0	EPA 200.8		1-29-25	
Manganese	**36**	10	EPA 200.8		1-29-25	
Client ID:	**SW-6-250122**					
Laboratory ID:	01-227-10					
Arsenic	**2.0**	1.0	EPA 200.8		1-29-25	
Manganese	**24**	10	EPA 200.8		1-29-25	
Client ID:	**SW-7-250122**					
Laboratory ID:	01-227-11					
Arsenic	**ND**	1.0	EPA 200.8		1-29-25	
Manganese	**ND**	10	EPA 200.8		1-29-25	

This report pertains to the samples analyzed in accordance with the chain of custody,
and is intended only for the use of the individual or company to whom it is addressed.

Date of Report: February 3, 2025
Samples Submitted: January 23, 2025
Laboratory Reference: 2501-227
Project: AS160423

DISSOLVED METALS
EPA 200.8
QUALITY CONTROL

Matrix: Water
Units: ug/L (ppb)

Analyte	Result	PQL	Method	Date Prepared	Date Analyzed	Flags
METHOD BLANK						
Laboratory ID:	MB0129D1					
Arsenic	**ND**	1.0	EPA 200.8		1-29-25	
Manganese	**ND**	10	EPA 200.8		1-29-25	

Analyte	Result		Spike Level		Source Result	Percent Recovery		Recovery Limits	RPD	RPD Limit	Flags
DUPLICATE											
Laboratory ID:	01-227-01										
	ORIG	DUP									
Arsenic	**1.50**	**1.51**	NA	NA		NA		NA	1	20	
Manganese	**ND**	**ND**	NA	NA		NA		NA	NA	20	
MATRIX SPIKES											
Laboratory ID:	01-227-01										
	MS	MSD	MS	MSD		MS	MSD				
Arsenic	**83.0**	**80.4**	80.0	80.0	1.50	**102**	**99**	75-125	3	20	
Manganese	**72.0**	**72.2**	80.0	80.0	ND	**90**	**90**	75-125	0	20	
SPIKE BLANK											
Laboratory ID:	SB0129D1										
Arsenic	**78.8**		80.0		N/A	**99**		85-115			
Manganese	**78.2**		80.0		N/A	**98**		85-115			

This report pertains to the samples analyzed in accordance with the chain of custody,
and is intended only for the use of the individual or company to whom it is addressed.

Date of Report: February 3, 2025
Samples Submitted: January 23, 2025
Laboratory Reference: 2501-227
Project: AS160423

TOTAL ALKALINITY
SM 2320B

Matrix: Water
Units: mg CaCO3/L

Analyte	Result	PQL	Method	Date Prepared	Date Analyzed	Flags
Client ID:	**MW-5-250122**					
Laboratory ID:	01-227-01					
Total Alkalinity	**76**	2.0	SM 2320B	1-27-25	1-27-25	
Client ID:	**MW-6-250122**					
Laboratory ID:	01-227-02					
Total Alkalinity	**120**	2.0	SM 2320B	1-27-25	1-27-25	
Client ID:	**MW-7-250122**					
Laboratory ID:	01-227-03					
Total Alkalinity	**130**	2.0	SM 2320B	1-27-25	1-27-25	
Client ID:	**MW-12I-250122**					
Laboratory ID:	01-227-04					
Total Alkalinity	**110**	2.0	SM 2320B	1-27-25	1-27-25	
Client ID:	**MW-13D-250122**					
Laboratory ID:	01-227-05					
Total Alkalinity	**70**	2.0	SM 2320B	1-27-25	1-27-25	
Client ID:	**MW-14-250122**					
Laboratory ID:	01-227-06					
Total Alkalinity	**74**	2.0	SM 2320B	1-27-25	1-27-25	
Client ID:	**MW-20DD-250122**					
Laboratory ID:	01-227-07					
Total Alkalinity	**72**	2.0	SM 2320B	1-27-25	1-27-25	
Client ID:	**SW-1-250122**					
Laboratory ID:	01-227-08					
Total Alkalinity	**74**	2.0	SM 2320B	1-27-25	1-27-25	
Client ID:	**SW-4-250122**					
Laboratory ID:	01-227-09					
Total Alkalinity	**140**	2.0	SM 2320B	1-27-25	1-27-25	

This report pertains to the samples analyzed in accordance with the chain of custody,
and is intended only for the use of the individual or company to whom it is addressed.

Date of Report: February 3, 2025
Samples Submitted: January 23, 2025
Laboratory Reference: 2501-227
Project: AS160423

TOTAL ALKALINITY
SM 2320B

Matrix: Water
Units: mg CaCO3/L

Analyte	Result	PQL	Method	Date Prepared	Date Analyzed	Flags
Client ID:	**SW-6-250122**					
Laboratory ID:	01-227-10					
Total Alkalinity	**46**	2.0	SM 2320B	1-27-25	1-27-25	
Client ID:	**SW-7-250122**					
Laboratory ID:	01-227-11					
Total Alkalinity	**58**	2.0	SM 2320B	1-27-25	1-27-25	

This report pertains to the samples analyzed in accordance with the chain of custody,
and is intended only for the use of the individual or company to whom it is addressed.

Date of Report: February 3, 2025
Samples Submitted: January 23, 2025
Laboratory Reference: 2501-227
Project: AS160423

TOTAL ALKALINITY
SM 2320B
QUALITY CONTROL

Matrix: Water
Units: mg CaCO3/L

Analyte	Result	PQL	Method	Date Prepared	Date Analyzed	Flags
METHOD BLANK						
Laboratory ID:	MB0127W1					
Total Alkalinity	**ND**	2.0	SM 2320B	1-27-25	1-27-25	

Analyte	Result		Spike Level	Source Result	Percent Recovery	Recovery Limits	RPD	RPD Limit	Flags
DUPLICATE									
Laboratory ID:	01-226-01								
	ORIG	DUP							
Total Alkalinity	**82.0**	**82.0**	NA	NA	NA	NA	0	10	
SPIKE BLANK									
Laboratory ID:	SB0127W1								
	SB		SB		SB				
Total Alkalinity	**96.0**		100	NA	96	82-101	NA	NA	

This report pertains to the samples analyzed in accordance with the chain of custody,
and is intended only for the use of the individual or company to whom it is addressed.

Date of Report: February 3, 2025
Samples Submitted: January 23, 2025
Laboratory Reference: 2501-227
Project: AS160423

CARBONATE/BICARBONATE
SM 2320B

Matrix: Water
Units: mg CaCO3/L

Analyte	Result	PQL	Method	Date Prepared	Date Analyzed	Flags
Client ID:	**MW-5-250122**					
Laboratory ID:	01-227-01					
Carbonate Alkalinity	**ND**	2.0	SM 2320B	1-27-25	1-27-25	
Bicarbonate Concentration	**76**	2.0	SM 2320B	1-27-25	1-27-25	
Client ID:	**MW-6-250122**					
Laboratory ID:	01-227-02					
Carbonate Alkalinity	**ND**	2.0	SM 2320B	1-27-25	1-27-25	
Bicarbonate Concentration	**120**	2.0	SM 2320B	1-27-25	1-27-25	
Client ID:	**MW-7-250122**					
Laboratory ID:	01-227-03					
Carbonate Alkalinity	**ND**	2.0	SM 2320B	1-27-25	1-27-25	
Bicarbonate Concentration	**130**	2.0	SM 2320B	1-27-25	1-27-25	
Client ID:	**MW-12I-250122**					
Laboratory ID:	01-227-04					
Carbonate Alkalinity	**ND**	2.0	SM 2320B	1-27-25	1-27-25	
Bicarbonate Concentration	**110**	2.0	SM 2320B	1-27-25	1-27-25	
Client ID:	**MW-13D-250122**					
Laboratory ID:	01-227-05					
Carbonate Alkalinity	**ND**	2.0	SM 2320B	1-27-25	1-27-25	
Bicarbonate Concentration	**70**	2.0	SM 2320B	1-27-25	1-27-25	
Client ID:	**MW-14-250122**					
Laboratory ID:	01-227-06					
Carbonate Alkalinity	**ND**	2.0	SM 2320B	1-27-25	1-27-25	
Bicarbonate Concentration	**74**	2.0	SM 2320B	1-27-25	1-27-25	
Client ID:	**MW-20DD-250122**					
Laboratory ID:	01-227-07					
Carbonate Alkalinity	**ND**	2.0	SM 2320B	1-27-25	1-27-25	
Bicarbonate Concentration	**72**	2.0	SM 2320B	1-27-25	1-27-25	

This report pertains to the samples analyzed in accordance with the chain of custody,
and is intended only for the use of the individual or company to whom it is addressed.

Date of Report: February 3, 2025
Samples Submitted: January 23, 2025
Laboratory Reference: 2501-227
Project: AS160423

CARBONATE/BICARBONATE
SM 2320B

Matrix: Water
Units: mg CaCO3/L

Analyte	Result	PQL	Method	Date Prepared	Date Analyzed	Flags
Client ID:	**SW-1-250122**					
Laboratory ID:	01-227-08					
Carbonate Alkalinity	**ND**	2.0	SM 2320B	1-27-25	1-27-25	
Bicarbonate Concentration	**74**	2.0	SM 2320B	1-27-25	1-27-25	
Client ID:	**SW-4-250122**					
Laboratory ID:	01-227-09					
Carbonate Alkalinity	**ND**	2.0	SM 2320B	1-27-25	1-27-25	
Bicarbonate Concentration	**140**	2.0	SM 2320B	1-27-25	1-27-25	
Client ID:	**SW-6-250122**					
Laboratory ID:	01-227-10					
Carbonate Alkalinity	**ND**	2.0	SM 2320B	1-27-25	1-27-25	
Bicarbonate Concentration	**46**	2.0	SM 2320B	1-27-25	1-27-25	
Client ID:	**SW-7-250122**					
Laboratory ID:	01-227-11					
Carbonate Alkalinity	**ND**	2.0	SM 2320B	1-27-25	1-27-25	
Bicarbonate Concentration	**58**	2.0	SM 2320B	1-27-25	1-27-25	

This report pertains to the samples analyzed in accordance with the chain of custody,
and is intended only for the use of the individual or company to whom it is addressed.

Date of Report: February 3, 2025
Samples Submitted: January 23, 2025
Laboratory Reference: 2501-227
Project: AS160423

CARBONATE/BICARBONATE
SM 2320B
QUALITY CONTROL

Matrix: Water
Units: mg CaCO3/L

Analyte	Result	PQL	Method	Date Prepared	Date Analyzed	Flags
METHOD BLANK						
Laboratory ID:	MB0127W1					
Carbonate Alkalinity	**ND**	2.0	SM 2320B	1-27-25	1-27-25	
Bicarbonate Concentration	**ND**	2.0	SM 2320B	1-27-25	1-27-25	

Analyte	Result		Spike Level	Source Result	Percent Recovery	Recovery Limits	RPD	RPD Limit	Flags
DUPLICATE									
Laboratory ID:	01-226-01								
	ORIG	DUP							
Total Alkalinity	**82.0**	**82.0**	NA	NA	NA	NA	0	10	
SPIKE BLANK									
Laboratory ID:	SB0127W1								
	SB		SB		SB				
Total Alkalinity	**96.0**		100	NA	96	82-101	NA	NA	

This report pertains to the samples analyzed in accordance with the chain of custody,
and is intended only for the use of the individual or company to whom it is addressed.

Date of Report: February 3, 2025
Samples Submitted: January 23, 2025
Laboratory Reference: 2501-227
Project: AS160423

NITRITE (as Nitrogen)
EPA 353.2

Matrix: Water
Units: mg/L-N

Analyte	Result	PQL	Method	Date Prepared	Date Analyzed	Flags
Client ID:	**MW-5-250122**					
Laboratory ID:	01-227-01					
Nitrite	**ND**	0.020	EPA 353.2	1-23-25	1-23-25	
Client ID:	**MW-6-250122**					
Laboratory ID:	01-227-02					
Nitrite	**0.060**	0.020	EPA 353.2	1-23-25	1-23-25	
Client ID:	**MW-7-250122**					
Laboratory ID:	01-227-03					
Nitrite	**ND**	0.020	EPA 353.2	1-23-25	1-23-25	
Client ID:	**MW-12I-250122**					
Laboratory ID:	01-227-04					
Nitrite	**ND**	0.020	EPA 353.2	1-23-25	1-23-25	
Client ID:	**MW-13D-250122**					
Laboratory ID:	01-227-05					
Nitrite	**ND**	0.020	EPA 353.2	1-23-25	1-23-25	
Client ID:	**MW-14-250122**					
Laboratory ID:	01-227-06					
Nitrite	**ND**	0.020	EPA 353.2	1-23-25	1-23-25	
Client ID:	**MW-20DD-250122**					
Laboratory ID:	01-227-07					
Nitrite	**ND**	0.020	EPA 353.2	1-23-25	1-23-25	
Client ID:	**SW-1-250122**					
Laboratory ID:	01-227-08					
Nitrite	**ND**	0.020	EPA 353.2	1-23-25	1-23-25	
Client ID:	**SW-4-250122**					
Laboratory ID:	01-227-09					
Nitrite	**ND**	0.020	EPA 353.2	1-23-25	1-23-25	

This report pertains to the samples analyzed in accordance with the chain of custody,
and is intended only for the use of the individual or company to whom it is addressed.

Date of Report: February 3, 2025
Samples Submitted: January 23, 2025
Laboratory Reference: 2501-227
Project: AS160423

NITRITE (as Nitrogen)
EPA 353.2

Matrix: Water
Units: mg/L-N

Analyte	Result	PQL	Method	Date Prepared	Date Analyzed	Flags
Client ID:	**SW-6-250122**					
Laboratory ID:	01-227-10					
Nitrite	**ND**	0.020	EPA 353.2	1-23-25	1-23-25	
Client ID:	**SW-7-250122**					
Laboratory ID:	01-227-11					
Nitrite	**ND**	0.020	EPA 353.2	1-23-25	1-23-25	

This report pertains to the samples analyzed in accordance with the chain of custody,
and is intended only for the use of the individual or company to whom it is addressed.

Date of Report: February 3, 2025
Samples Submitted: January 23, 2025
Laboratory Reference: 2501-227
Project: AS160423

NITRITE (as Nitrogen)
EPA 353.2
QUALITY CONTROL

Matrix: Water
Units: mg/L-N

Analyte	Result	PQL	Method	Date Prepared	Date Analyzed	Flags
METHOD BLANK						
Laboratory ID:	MB0123W1					
Nitrite	**ND**	0.020	EPA 353.2	1-23-25	1-23-25	

Analyte	Result		Spike Level	Source Result	Percent Recovery	Recovery Limits	RPD	RPD Limit	Flags
DUPLICATE									
Laboratory ID:	01-225-01								
	ORIG	DUP							
Nitrite	**0.0248**	**0.0239**	NA	NA	NA	NA	4	11	
MATRIX SPIKE									
Laboratory ID:	01-225-01								
	MS		MS		MS				
Nitrite	**0.262**		0.250	0.0248	95	85-121	NA	NA	
SPIKE BLANK									
Laboratory ID:	SB0123W1								
	SB		SB		SB				
Nitrite	**0.257**		0.250	NA	103	91-116	NA	NA	

This report pertains to the samples analyzed in accordance with the chain of custody,
and is intended only for the use of the individual or company to whom it is addressed.

Date of Report: February 3, 2025
Samples Submitted: January 23, 2025
Laboratory Reference: 2501-227
Project: AS160423

NITRATE (as Nitrogen)
EPA 353.2

Matrix: Water
Units: mg/L-N

Analyte	Result	PQL	Method	Date Prepared	Date Analyzed	Flags
Client ID:	**MW-5-250122**					
Laboratory ID:	01-227-01					
Nitrate	**4.1**	0.050	EPA 353.2	1-27-25	1-27-25	
Client ID:	**MW-6-250122**					
Laboratory ID:	01-227-02					
Nitrate	**0.16**	0.050	EPA 353.2	1-27-25	1-27-25	
Client ID:	**MW-7-250122**					
Laboratory ID:	01-227-03					
Nitrate	**ND**	0.050	EPA 353.2	1-27-25	1-27-25	
Client ID:	**MW-12I-250122**					
Laboratory ID:	01-227-04					
Nitrate	**ND**	0.050	EPA 353.2	1-27-25	1-27-25	
Client ID:	**MW-13D-250122**					
Laboratory ID:	01-227-05					
Nitrate	**ND**	0.050	EPA 353.2	1-27-25	1-27-25	
Client ID:	**MW-14-250122**					
Laboratory ID:	01-227-06					
Nitrate	**ND**	0.050	EPA 353.2	1-27-25	1-27-25	
Client ID:	**MW-20DD-250122**					
Laboratory ID:	01-227-07					
Nitrate	**ND**	0.050	EPA 353.2	1-27-25	1-27-25	
Client ID:	**SW-1-250122**					
Laboratory ID:	01-227-08					
Nitrate	**ND**	0.050	EPA 353.2	1-27-25	1-27-25	
Client ID:	**SW-4-250122**					
Laboratory ID:	01-227-09					
Nitrate	**ND**	0.050	EPA 353.2	1-27-25	1-27-25	

This report pertains to the samples analyzed in accordance with the chain of custody,
and is intended only for the use of the individual or company to whom it is addressed.

Date of Report: February 3, 2025
Samples Submitted: January 23, 2025
Laboratory Reference: 2501-227
Project: AS160423

NITRATE (as Nitrogen)
EPA 353.2

Matrix: Water
Units: mg/L-N

Analyte	Result	PQL	Method	Date Prepared	Date Analyzed	Flags
Client ID:	**SW-6-250122**					
Laboratory ID:	01-227-10					
Nitrate	**ND**	0.050	EPA 353.2	1-27-25	1-27-25	
Client ID:	**SW-7-250122**					
Laboratory ID:	01-227-11					
Nitrate	**ND**	0.050	EPA 353.2	1-27-25	1-27-25	

This report pertains to the samples analyzed in accordance with the chain of custody,
and is intended only for the use of the individual or company to whom it is addressed.

Date of Report: February 3, 2025
Samples Submitted: January 23, 2025
Laboratory Reference: 2501-227
Project: AS160423

NITRATE (as Nitrogen)
EPA 353.2
QUALITY CONTROL

Matrix: Water
Units: mg/L-N

Analyte	Result	PQL	Method	Date Prepared	Date Analyzed	Flags
METHOD BLANK						
Laboratory ID:	MB0127W1					
Nitrate	**ND**	0.050	EPA 353.2	1-27-25	1-27-25	

Analyte	Result		Spike Level	Source Result	Percent Recovery	Recovery Limits	RPD	RPD Limit	Flags
DUPLICATE									
Laboratory ID:	01-225-01								
	ORIG	DUP							
Nitrate	**1.44**	**1.55**	NA	NA	NA	NA	7	22	
MATRIX SPIKE									
Laboratory ID:	01-225-01								
	MS		MS		MS				
Nitrate	**3.58**		2.00	1.44	107	86-119	NA	NA	
SPIKE BLANK									
Laboratory ID:	SB0127W1								
	SB		SB		SB				
Nitrate	**2.34**		2.00	NA	117	85-117	NA	NA	

This report pertains to the samples analyzed in accordance with the chain of custody,
and is intended only for the use of the individual or company to whom it is addressed.

Date of Report: February 3, 2025
Samples Submitted: January 23, 2025
Laboratory Reference: 2501-227
Project: AS160423

CHLORIDE
SM 4500-Cl E

Matrix: Water
Units: mg/L

Analyte	Result	PQL	Method	Date Prepared	Date Analyzed	Flags
Client ID:	**MW-5-250122**					
Laboratory ID:	01-227-01					
Chloride	**3.5**	2.0	SM 4500-Cl E	1-28-25	1-28-25	
Client ID:	**MW-6-250122**					
Laboratory ID:	01-227-02					
Chloride	**3.8**	2.0	SM 4500-Cl E	1-28-25	1-28-25	
Client ID:	**MW-7-250122**					
Laboratory ID:	01-227-03					
Chloride	**ND**	2.0	SM 4500-Cl E	1-28-25	1-28-25	
Client ID:	**MW-12I-250122**					
Laboratory ID:	01-227-04					
Chloride	**8.8**	2.0	SM 4500-Cl E	1-28-25	1-28-25	
Client ID:	**MW-13D-250122**					
Laboratory ID:	01-227-05					
Chloride	**5.2**	2.0	SM 4500-Cl E	1-28-25	1-28-25	
Client ID:	**MW-14-250122**					
Laboratory ID:	01-227-06					
Chloride	**4.2**	2.0	SM 4500-Cl E	1-28-25	1-28-25	
Client ID:	**MW-20DD-250122**					
Laboratory ID:	01-227-07					
Chloride	**5.1**	2.0	SM 4500-Cl E	1-28-25	1-28-25	
Client ID:	**SW-1-250122**					
Laboratory ID:	01-227-08					
Chloride	**6.1**	2.0	SM 4500-Cl E	1-28-25	1-28-25	
Client ID:	**SW-4-250122**					
Laboratory ID:	01-227-09					
Chloride	**11**	2.0	SM 4500-Cl E	1-28-25	1-28-25	

This report pertains to the samples analyzed in accordance with the chain of custody,
and is intended only for the use of the individual or company to whom it is addressed.

Date of Report: February 3, 2025
Samples Submitted: January 23, 2025
Laboratory Reference: 2501-227
Project: AS160423

CHLORIDE
SM 4500-Cl E

Matrix: Water
Units: mg/L

Analyte	Result	PQL	Method	Date Prepared	Date Analyzed	Flags
Client ID:	**SW-6-250122**					
Laboratory ID:	01-227-10					
Chloride	**5.1**	2.0	SM 4500-Cl E	1-28-25	1-28-25	
Client ID:	**SW-7-250122**					
Laboratory ID:	01-227-11					
Chloride	**4.2**	2.0	SM 4500-Cl E	1-28-25	1-28-25	

This report pertains to the samples analyzed in accordance with the chain of custody,
and is intended only for the use of the individual or company to whom it is addressed.

Date of Report: February 3, 2025
Samples Submitted: January 23, 2025
Laboratory Reference: 2501-227
Project: AS160423

CHLORIDE
SM 4500-Cl E
QUALITY CONTROL

Matrix: Water
Units: mg/L

Analyte	Result	PQL	Method	Date Prepared	Date Analyzed	Flags
METHOD BLANK						
Laboratory ID:	MB0128W1					
Chloride	**ND**	2.0	SM 4500-Cl E	1-28-25	1-28-25	

Analyte	Result		Spike Level	Source Result	Percent Recovery	Recovery Limits	RPD	RPD Limit	Flags
DUPLICATE									
Laboratory ID:	01-227-01								
	ORIG	DUP							
Chloride	**3.50**	**3.24**	NA	NA	NA	NA	8	21	
MATRIX SPIKE									
Laboratory ID:	01-227-01								
	MS		MS		MS				
Chloride	**54.4**		50.0	3.50	102	81-115	NA	NA	
SPIKE BLANK									
Laboratory ID:	SB0128W1								
	SB		SB		SB				
Chloride	**52.0**		50.0	NA	104	77-115	NA	NA	

This report pertains to the samples analyzed in accordance with the chain of custody,
and is intended only for the use of the individual or company to whom it is addressed.

Date of Report: February 3, 2025
Samples Submitted: January 23, 2025
Laboratory Reference: 2501-227
Project: AS160423

SULFATE
ASTM D516-11

Matrix: Water
Units: mg/L

Analyte	Result	PQL	Method	Date Prepared	Date Analyzed	Flags
Client ID:	**MW-5-250122**					
Laboratory ID:	01-227-01					
Sulfate	**6.6**	5.0	ASTM D516-11	1-28-25	1-28-25	
Client ID:	**MW-6-250122**					
Laboratory ID:	01-227-02					
Sulfate	**16**	5.0	ASTM D516-11	1-28-25	1-28-25	
Client ID:	**MW-7-250122**					
Laboratory ID:	01-227-03					
Sulfate	**ND**	5.0	ASTM D516-11	1-28-25	1-28-25	
Client ID:	**MW-12I-250122**					
Laboratory ID:	01-227-04					
Sulfate	**9.1**	5.0	ASTM D516-11	1-28-25	1-28-25	
Client ID:	**MW-13D-250122**					
Laboratory ID:	01-227-05					
Sulfate	**14**	5.0	ASTM D516-11	1-28-25	1-28-25	
Client ID:	**MW-14-250122**					
Laboratory ID:	01-227-06					
Sulfate	**7.5**	5.0	ASTM D516-11	1-28-25	1-28-25	
Client ID:	**MW-20DD-250122**					
Laboratory ID:	01-227-07					
Sulfate	**8.4**	5.0	ASTM D516-11	1-28-25	1-28-25	
Client ID:	**SW-1-250122**					
Laboratory ID:	01-227-08					
Sulfate	**8.2**	5.0	ASTM D516-11	1-28-25	1-28-25	
Client ID:	**SW-4-250122**					
Laboratory ID:	01-227-09					
Sulfate	**24**	5.0	ASTM D516-11	1-28-25	1-28-25	

This report pertains to the samples analyzed in accordance with the chain of custody,
and is intended only for the use of the individual or company to whom it is addressed.

Date of Report: February 3, 2025
Samples Submitted: January 23, 2025
Laboratory Reference: 2501-227
Project: AS160423

SULFATE
ASTM D516-11

Matrix: Water
Units: mg/L

Analyte	Result	PQL	Method	Date Prepared	Date Analyzed	Flags
Client ID:	**SW-6-250122**					
Laboratory ID:	01-227-10					
Sulfate	**ND**	5.0	ASTM D516-11	1-28-25	1-28-25	
Client ID:	**SW-7-250122**					
Laboratory ID:	01-227-11					
Sulfate	**10**	5.0	ASTM D516-11	1-28-25	1-28-25	

This report pertains to the samples analyzed in accordance with the chain of custody,
and is intended only for the use of the individual or company to whom it is addressed.

Date of Report: February 3, 2025
Samples Submitted: January 23, 2025
Laboratory Reference: 2501-227
Project: AS160423

SULFATE
ASTM D516-11
QUALITY CONTROL

Matrix: Water
Units: mg/L

Analyte	Result	PQL	Method	Date Prepared	Date Analyzed	Flags
METHOD BLANK						
Laboratory ID:	MB0128W1					
Sulfate	**ND**	5.0	ASTM D516-11	1-28-25	1-28-25	

Analyte	Result	Spike Level	Source Result	Percent Recovery	Recovery Limits	RPD	RPD Limit	Flags
DUPLICATE								
Laboratory ID:	01-258-01							
	ORIG DUP							
Sulfate	**ND** **ND**	NA	NA	NA	NA	NA	11	
MATRIX SPIKE								
Laboratory ID:	01-258-01							
	MS	MS		MS				
Sulfate	**11.1**	10.0	ND	111	69-134	NA	NA	
SPIKE BLANK								
Laboratory ID:	SB0128W1							
	SB	SB		SB				
Sulfate	**8.26**	10.0	NA	83	81-106	NA	NA	

This report pertains to the samples analyzed in accordance with the chain of custody, and is intended only for the use of the individual or company to whom it is addressed.

Date of Report: February 3, 2025
Samples Submitted: January 23, 2025
Laboratory Reference: 2501-227
Project: AS160423

TOTAL ORGANIC CARBON
SM 5310B

Matrix: Water
Units: mg/L

Analyte	Result	PQL	Method	Date Prepared	Date Analyzed	Flags
Client ID:	**MW-5-250122**					
Laboratory ID:	01-227-01					
Total Organic Carbon	**ND**	1.0	SM 5310B	1-29-25	1-29-25	
Client ID:	**MW-6-250122**					
Laboratory ID:	01-227-02					
Total Organic Carbon	**ND**	1.0	SM 5310B	1-29-25	1-29-25	
Client ID:	**MW-7-250122**					
Laboratory ID:	01-227-03					
Total Organic Carbon	**1.7**	1.0	SM 5310B	1-29-25	1-29-25	
Client ID:	**MW-12I-250122**					
Laboratory ID:	01-227-04					
Total Organic Carbon	**2.1**	1.0	SM 5310B	1-29-25	1-29-25	
Client ID:	**MW-13D-250122**					
Laboratory ID:	01-227-05					
Total Organic Carbon	**ND**	1.0	SM 5310B	1-29-25	1-29-25	
Client ID:	**MW-14-250122**					
Laboratory ID:	01-227-06					
Total Organic Carbon	**1.8**	1.0	SM 5310B	1-29-25	1-29-25	
Client ID:	**MW-20DD-250122**					
Laboratory ID:	01-227-07					
Total Organic Carbon	**1.7**	1.0	SM 5310B	1-29-25	1-29-25	
Client ID:	**SW-1-250122**					
Laboratory ID:	01-227-08					
Total Organic Carbon	**2.0**	1.0	SM 5310B	1-29-25	1-29-25	
Client ID:	**SW-4-250122**					
Laboratory ID:	01-227-09					
Total Organic Carbon	**8.9**	1.0	SM 5310B	1-29-25	1-29-25	

This report pertains to the samples analyzed in accordance with the chain of custody,
and is intended only for the use of the individual or company to whom it is addressed.

Date of Report: February 3, 2025
Samples Submitted: January 23, 2025
Laboratory Reference: 2501-227
Project: AS160423

TOTAL ORGANIC CARBON
SM 5310B

Matrix: Water
Units: mg/L

Analyte	Result	PQL	Method	Date Prepared	Date Analyzed	Flags
Client ID:	**SW-6-250122**					
Laboratory ID:	01-227-10					
Total Organic Carbon	**20**	1.0	SM 5310B	1-29-25	1-29-25	
Client ID:	**SW-7-250122**					
Laboratory ID:	01-227-11					
Total Organic Carbon	**8.7**	1.0	SM 5310B	1-29-25	1-29-25	

This report pertains to the samples analyzed in accordance with the chain of custody,
and is intended only for the use of the individual or company to whom it is addressed.

Date of Report: February 3, 2025
Samples Submitted: January 23, 2025
Laboratory Reference: 2501-227
Project: AS160423

TOTAL ORGANIC CARBON
SM 5310B
QUALITY CONTROL

Matrix: Water
Units: mg/L

Analyte	Result	PQL	Method	Date Prepared	Date Analyzed	Flags
METHOD BLANK						
Laboratory ID:	MB0128W1					
Total Organic Carbon	**ND**	1.0	SM 5310B	1-29-25	1-29-25	

Analyte	Result		Spike Level	Source Result	Percent Recovery	Recovery Limits	RPD	RPD Limit	Flags
DUPLICATE									
Laboratory ID:	01-225-01								
	ORIG	DUP							
Total Organic Carbon	**ND**	**ND**	NA	NA	NA	NA	NA	11	
MATRIX SPIKE									
Laboratory ID:	01-225-01								
	MS		MS		MS				
Total Organic Carbon	**11.1**		10.0	ND	111	85-120	NA	NA	
SPIKE BLANK									
Laboratory ID:	SB0128W1								
	SB		SB		SB				
Total Organic Carbon	**10.5**		10.0	NA	105	79-120	NA	NA	

This report pertains to the samples analyzed in accordance with the chain of custody,
and is intended only for the use of the individual or company to whom it is addressed.

Date of Report: February 3, 2025
Samples Submitted: January 23, 2025
Laboratory Reference: 2501-227
Project: AS160423

AMMONIA (as Nitrogen)
SM 4500-NH_3 D

Matrix: Water
Units: mg/L

Analyte	Result	PQL	Method	Date Prepared	Date Analyzed	Flags
Client ID:	**MW-5-250122**					
Laboratory ID:	01-227-01					
Ammonia	**ND**	0.053	SM 4500-NH3 D	1-24-25	1-24-25	
Client ID:	**MW-6-250122**					
Laboratory ID:	01-227-02					
Ammonia	**ND**	0.053	SM 4500-NH3 D	1-24-25	1-24-25	
Client ID:	**MW-7-2501-22**					
Laboratory ID:	01-227-03					
Ammonia	**ND**	0.053	SM 4500-NH3 D	1-24-25	1-24-25	
Client ID:	**MW-12I-250122**					
Laboratory ID:	01-227-04					
Ammonia	**ND**	0.053	SM 4500-NH3 D	1-24-25	1-24-25	
Client ID:	**MW-13D-250122**					
Laboratory ID:	01-227-05					
Ammonia	**ND**	0.053	SM 4500-NH3 D	1-24-25	1-24-25	
Client ID:	**MW-14-250122**					
Laboratory ID:	01-227-06					
Ammonia	**ND**	0.053	SM 4500-NH3 D	1-24-25	1-24-25	
Client ID:	**MW-20DD-250122**					
Laboratory ID:	01-227-07					
Ammonia	**ND**	0.053	SM 4500-NH3 D	1-24-25	1-24-25	
Client ID:	**SW-1-250122**					
Laboratory ID:	01-227-08					
Ammonia	**ND**	0.053	SM 4500-NH3 D	1-24-25	1-24-25	
Client ID:	**SW-4-250122**					
Laboratory ID:	01-227-09					
Ammonia	**ND**	0.053	SM 4500-NH3 D	1-24-25	1-24-25	

This report pertains to the samples analyzed in accordance with the chain of custody,
and is intended only for the use of the individual or company to whom it is addressed.

Date of Report: February 3, 2025
Samples Submitted: January 23, 2025
Laboratory Reference: 2501-227
Project: AS160423

AMMONIA (as Nitrogen)
SM 4500-NH_3 D

Matrix: Water
Units: mg/L

Analyte	Result	PQL	Method	Date Prepared	Date Analyzed	Flags
Client ID:	**SW-6-250122**					
Laboratory ID:	01-227-10					
Ammonia	**ND**	0.053	SM 4500-NH3 D	1-24-25	1-24-25	
Client ID:	**SW-7-250122**					
Laboratory ID:	01-227-11					
Ammonia	**ND**	0.053	SM 4500-NH3 D	1-24-25	1-24-25	

This report pertains to the samples analyzed in accordance with the chain of custody,
and is intended only for the use of the individual or company to whom it is addressed.

Date of Report: February 3, 2025
Samples Submitted: January 23, 2025
Laboratory Reference: 2501-227
Project: AS160423

AMMONIA (as Nitrogen)
SM 4500-NH_3 D
QUALITY CONTROL

Matrix: Water
Units: mg/L

Analyte	Result	PQL	Method	Date Prepared	Date Analyzed	Flags
METHOD BLANK						
Laboratory ID:	MB0124W1					
Ammonia	**ND**	0.053	SM 4500-NH3 D	1-24-25	1-24-25	

Analyte	Result	Spike Level	Source Result	Percent Recovery	Recovery Limits	RPD	RPD Limit	Flags
DUPLICATE								
Laboratory ID:	01-196-01							
	ORIG DUP							
Ammonia	**ND** **ND**	NA	NA	NA	NA	NA	15	
MATRIX SPIKE								
Laboratory ID:	01-196-01							
	MS	MS		MS				
Ammonia	**4.33**	5.00	ND	87	75-111	NA	NA	
SPIKE BLANK								
Laboratory ID:	SB0124W1							
	SB	SB		SB				
Ammonia	**4.58**	5.00	NA	92	81-110	NA	NA	

This report pertains to the samples analyzed in accordance with the chain of custody, and is intended only for the use of the individual or company to whom it is addressed.

Date of Report: February 3, 2025
Samples Submitted: January 23, 2025
Laboratory Reference: 2501-227
Project: AS160423

DISSOLVED ORTHOPHOSPHATE
EPA 365.1

Matrix: Water
Units: mg/L

Analyte	Result	PQL	Method	Date Prepared	Date Analyzed	Flags
Client ID:	**MW-5-250122**					
Laboratory ID:	01-227-01					
Dissolved Orthophosphate	**0.034**	0.012	EPA 365.1	1-23-25	1-23-25	
Client ID:	**MW-6-250122**					
Laboratory ID:	01-227-02					
Dissolved Orthophosphate	**0.028**	0.012	EPA 365.1	1-23-25	1-23-25	
Client ID:	**MW-7-2501-22**					
Laboratory ID:	01-227-03					
Dissolved Orthophosphate	**0.057**	0.012	EPA 365.1	1-23-25	1-23-25	
Client ID:	**MW-12I-250122**					
Laboratory ID:	01-227-04					
Dissolved Orthophosphate	**0.037**	0.012	EPA 365.1	1-23-25	1-23-25	
Client ID:	**MW-13D-250122**					
Laboratory ID:	01-227-05					
Dissolved Orthophosphate	**0.082**	0.012	EPA 365.1	1-23-25	1-23-25	
Client ID:	**MW-14-250122**					
Laboratory ID:	01-227-06					
Dissolved Orthophosphate	**0.11**	0.012	EPA 365.1	1-23-25	1-23-25	
Client ID:	**MW-20DD-250122**					
Laboratory ID:	01-227-07					
Dissolved Orthophosphate	**0.11**	0.012	EPA 365.1	1-23-25	1-23-25	
Client ID:	**SW-1-250122**					
Laboratory ID:	01-227-08					
Dissolved Orthophosphate	**0.026**	0.012	EPA 365.1	1-23-25	1-23-25	
Client ID:	**SW-4-250122**					
Laboratory ID:	01-227-09					
Dissolved Orthophosphate	**0.017**	0.012	EPA 365.1	1-23-25	1-23-25	

This report pertains to the samples analyzed in accordance with the chain of custody,
and is intended only for the use of the individual or company to whom it is addressed.

Date of Report: February 3, 2025
Samples Submitted: January 23, 2025
Laboratory Reference: 2501-227
Project: AS160423

DISSOLVED ORTHOPHOSPHATE
EPA 365.1

Matrix: Water
Units: mg/L

Analyte	Result	PQL	Method	Date Prepared	Date Analyzed	Flags
Client ID:	**SW-6-250122**					
Laboratory ID:	01-227-10					
Dissolved Orthophosphate	**0.018**	0.012	EPA 365.1	1-23-25	1-23-25	
Client ID:	**SW-7-250122**					
Laboratory ID:	01-227-11					
Dissolved Orthophosphate	**0.045**	0.012	EPA 365.1	1-23-25	1-23-25	

This report pertains to the samples analyzed in accordance with the chain of custody,
and is intended only for the use of the individual or company to whom it is addressed.

Date of Report: February 3, 2025
Samples Submitted: January 23, 2025
Laboratory Reference: 2501-227
Project: AS160423

DISSOLVED ORTHOPHOSPHATE
EPA 365.1
QUALITY CONTROL

Matrix: Water
Units: mg/L

Analyte	Result	PQL	Method	Date Prepared	Date Analyzed	Flags
METHOD BLANK						
Laboratory ID:	MB0123W1					
Dissolved Orthophosphate	**ND**	0.012	EPA 365.1	1-23-25	1-23-25	

Analyte	Result		Spike Level	Source Result	Percent Recovery	Recovery Limits	RPD	RPD Limit	Flags
DUPLICATE									
Laboratory ID:	01-226-01								
	ORIG	DUP							
Dissolved Orthophosphate	**ND**	**ND**	NA	NA	NA	NA	NA	21	
MATRIX SPIKE									
Laboratory ID:	01-226-01								
	MS		MS		MS				
Dissolved Orthophosphate	**0.217**		0.250	ND	87	68-121	NA	NA	
SPIKE BLANK									
Laboratory ID:	SB0123W1								
	SB		SB		SB				
Dissolved Orthophosphate	**0.207**		0.250	NA	83	81-110	NA	NA	

This report pertains to the samples analyzed in accordance with the chain of custody,
and is intended only for the use of the individual or company to whom it is addressed.

OnSite Environmental Inc.

Data Qualifiers and Abbreviations

A - Due to a high sample concentration, the amount spiked is insufficient for meaningful MS/MSD recovery data.

B - The analyte indicated was also found in the blank sample.

C - The duplicate RPD is outside control limits due to high result variability when analyte concentrations are within five times the quantitation limit.

E - The value reported exceeds the quantitation range and is an estimate.

F - Surrogate recovery data is not available due to the high concentration of coeluting target compounds.

H - The analyte indicated is a common laboratory solvent and may have been introduced during sample preparation, and be impacting the sample result.

I - Compound recovery is outside of the control limits.

J - The value reported was below the practical quantitation limit. The value is an estimate.

K - Sample duplicate RPD is outside control limits due to sample inhomogeneity. The sample was re-extracted and re-analyzed with similar results.

L - The RPD is outside of the control limits.

M - Hydrocarbons in the gasoline range are impacting the diesel range result.

M1 - Hydrocarbons in the gasoline range (toluene-naphthalene) are present in the sample.

N - Hydrocarbons in the lube oil range are impacting the diesel range result.

N1 - Hydrocarbons in diesel range are impacting lube oil range results.

O - Hydrocarbons indicative of heavier fuels are present in the sample and are impacting the gasoline result.

P - The RPD of the detected concentrations between the two columns is greater than 40.

Q - Surrogate recovery is outside of the control limits.

S - Surrogate recovery data is not available due to the necessary dilution of the sample.

T - The sample chromatogram is not similar to a typical _____.

U - The analyte was analyzed for, but was not detected above the reported sample quantitation limit.

U1 - The practical quantitation limit is elevated due to interferences present in the sample.

V - Matrix Spike/Matrix Spike Duplicate recoveries are outside control limits due to matrix effects.

W - Matrix Spike/Matrix Spike Duplicate RPD are outside control limits due to matrix effects.

X - Sample extract treated with a mercury cleanup procedure.

X1 - Sample extract treated with a sulfuric acid/silica gel cleanup procedure.

X2 - Sample extract treated with a silica gel cleanup procedure.

Y - The calibration verification for this analyte exceeded the 20% drift specified in methods 8260 & 8270, and therefore the reported result should be considered an estimate. The overall performance of the calibration verification standard met the acceptance criteria of the method.

Y1 - Negative effects of the matrix from this sample on the instrument caused values for this analyte in the bracketing continuing calibration verification standard (CCVs) to be outside of 20% acceptance criteria. Because of this, quantitation limits and sample concentrations should be considered estimates.

Z -

ND - Not Detected at PQL
PQL - Practical Quantitation Limit
RPD - Relative Percent Difference

This report pertains to the samples analyzed in accordance with the chain of custody, and is intended only for the use of the individual or company to whom it is addressed.

Emails: Peter.Bannister@aspectconsulting.com
Jasmin.Toro@aspectconsulting.com
Carmen.Tappero@aspectconsulting.com

Chain of Custody

OnSite Environmental Inc.
14648 NE 95th Street • Redmond, WA 98052
Phone: (425) 883-3881 • www.onsite-env.com

Company: Aspect Consulting
Project Number: AS160423
Project Name: Hasnville Landfill
Project Manager: Jasmin Toro and Peter Bannister
Sampled by: Carmen Tappero + Kelden Larsen

Turnaround Request (in working days)
(Check One)
☐ Same Day ☐ 1 Day
☐ 2 Days ☐ 3 Days
☒ Standard (7 Days) (TPH analysis 5 Days)
☐ _____ (other)

Laboratory Number: 01-227

Orthophosphate (has been Field Filtered in separate bottle) By EPA 365.1

Lab ID	Sample Identification	Date Sampled	Time Sampled	Matrix	Number of Containers	NWTPH-HCID	NWTPH-Gx/BTEX	NWTPH-Gx	NWTPH-Dx	Volatiles 8260B	Halogenated Volatiles 8260B	Semivolatiles 8270D/SIM (with low-level PAHs)	PAHs 8270D/SIM (low-level)	PCBs 8082	Organochlorine Pesticides 8081A	Organophosphorus Pesticides 8270D/SIM	Chlorinated Acid Herbicides 8151A	Total RCRA / MTCA Metals (circle one)	TCLP Metals	HEM (oil and grease) 1664	VOCs by 8260 SIM. *	Dissolved Mn and Dissolved As. **	Alkalinity, Carbonate, Bicarb***	Nitrite, Nitrate, chloride. sulfate ****	TOC by SM5310B	Amonia SM 4500-NH3	~~% Moisture~~
1	MW-5- 250122	1/22/25	1100	W	9																X	X	X	X	X	X	X
2	MW-6- 250122		1500		9																						
3	MW-7- 250122		0850		9																						
4	MW-12I 250122		1205		9																						
5	MW-13D- 250122		1338		9																						
6	MW-14- 250122		1535		9																						
7	MW-20DD- 250122		1620		9																						
8	SW-1- 250122		1115		9																						
9	SW-4- 250122		1205		9																						
10	SW-6- 250122		1250		9																						

	Signature	Company	Date	Time
Relinquished	Kelden Larsen	Aspect	01/23/25	1307
Received	[signature]	SPEEDY	01/23/25	1307
Relinquished	[signature]	SPEEDY	01/23/25	~~1307~~ 1404
Received	Nichelle B[signature]	OSE	1/23/25	1404
Relinquished				
Received				
Reviewed/Date		Reviewed/Date		

Comments/Special Instructions

*VOCs (the 47 VOCs requested) by SIM with detection limit of 0.02 ug/L for Vinyl chloride.
** Dissolved Mn and As: Your normal methods (I believe is EPA 200.8)
***Alkalinity, Carbonate, Bicarbonate. Your normal method (I believe is SM2320)
****Nitrate, Nitrite, Chloride, Sulfate: your normal methods (I believe is EPA 353.2 for Nitrate/Nitrite, SM 4500-CL-E for Chloride, and ASTM-D-516-11 for Sulfate)

Chromatograms with final report ☐

Data Package: Level III ☐ Level IV ☐ Electronic Data Deliverables (EDDs) ☐ _____

Chain of Custody

OnSite Environmental Inc.
14648 NE 95th Street • Redmond, WA 98052
Phone: (425) 883-3881 • www.onsite-env.com

Company: Seepgl
Project Number:
Project Name:
Project Manager:
Sampled by:

Turnaround Request (in working days)
(Check One)
☐ Same Day ☐ 1 Day
☐ 2 Days ☐ 3 Days
☒ Standard (7 Days)
(TPH analysis 5 Days)
☐ _____ (other)

Laboratory Number: 01-227

Orthophosphate (has been Field Filtered in separate bottle) By EPA 365.1

Lab ID	Sample Identification	Date Sampled	Time Sampled	Matrix	Number of Containers	NWTPH-HCID	NWTPH-Gx/BTEX	NWTPH-Gx	NWTPH-Dx	Volatiles 8260B	Halogenated Volatiles 8260B	Semivolatiles 8270D/SIM (with low-level PAHs)	PAHs 8270D/SIM (low-level)	PCBs 8082	Organochlorine Pesticides 8081A	Organophosphorus Pesticides 8270D/SIM	Chlorinated Acid Herbicides 8151A	Total RCRA / MTCA Metals (circle one)	TCLP Metals	HEM (oil and grease) 1664	VOCs by 8260 SIM. *	Dissolved Mn and Dissolved As. **	Alkalinity, Carbonate, Bicarb***	Nitrite, Nitrate, chloride sulfate ****	TOC by SM5310B	Amonia SM 4500-NH3	%-Moisture
11	SW-7- 250122	1/22/25	1355	W	9																X	X	X	X	X	X	X
12	Trip Blanks	–	–	–	6																X						

	Signature	Company	Date	Time
Relinquished		ASpect	01/23/25	1307
Received		SAEDY	01/23/25	1307
Relinquished		SPEEDY	01/23/25	1404
Received		ESE	1/23/25	1404
Relinquished				
Received				
Reviewed/Date		Reviewed/Date		

Comments/Special Instructions

*VOCs (the 47 VOCs requested) by SIM with detection limit of 0.02 ug/L for Vinyl chloride.
** Dissolved Mn and As: Your normal methods (I believe is EPA 200.8)
***Alkalinity, Carbonate, Bicarbonate. Your normal method (I believe is SM2320)
****Nitrate, Nitrite, Chloride, Sulfate: your normal methods (I believe is EPA 353.2 for Nitrate/Nitrite, SM 4500-CL-E for Chloride, and ASTM-D-516-11 for Sulfate)

Chromatograms with final report ☐

Data Package: Level III ☐ Level IV ☐ Electronic Data Deliverables (EDDs) ☐ _____