Final Public Review Draft
Remedial Investigation/Feasibility Study

UW Mount Baker Laundry Site/
Mount Baker Station Development
2901 27th Avenue South
Seattle, Washington
Grant Number OTGP-2025-MHNW-00084

for
Washington State Department of Ecology
on behalf of Mercy Housing

April 10, 2026

1145 Broadway, Suite 300
Tacoma, Washington 98402
253.383.4940

GeoEngineers

Remedial Investigation/Feasibility Study

UW Mount Baker Laundry Site/
Mount Baker Station Development
2901 27th Avenue South
Seattle, Washington

File No. 17613-012-01
April 10, 2026

Prepared for:

Washington State Department of Ecology
on behalf of Mercy Housing
P.O. Box 47600
Olympia, Washington 98504-7600

Attention: Zak Wall, Grant Manager



Prepared by:

GeoEngineers, Inc.
1145 Broadway, Suite 300
Tacoma, Washington 98402
253.383.4940

Meredith Bush, PhD
Staff Geologist

Jacob Letts, LHG
Senior Hydrogeologist



Mark Havighorst, PE
Associate Environmental Engineer

MAB:JL:MH:leh

Disclaimer: Any electronic form, facsimile, or hard copy of the original document (email, text, table and/or figure), if provided, and any attachments are only a copy of the original document. The original document is stored by GeoEngineers, Inc. and will serve as the official document of record.

Table of Contents

Acronyms and Abbreviations iv
Executive Summary 1
Remedial Investigation 1
Feasibility Study 3
1.0 Introduction 1
1.1 Objectives 2
1.2 Regulatory Framework 2
1.3 Site and Property Description 2
1.4 Historical Land Use 3
1.5 Current and Future Land Use 3
1.6 Surrounding Property Use 3
1.7 Water Resources 4
2.0 Previous Environmental Investigations 4
2.1 Phase I ESA (2019) 4
2.2 Phase II ESA (2019) 4
2.2.1 Soil Results 5
2.2.2 Groundwater Results 5
3.0 Remedial Investigation 6
3.1 Site Environmental Setting 6
3.1.1 Soil Conditions 6
3.1.2 Groundwater Conditions 6
3.1.3 Surface Water Conditions 7
3.1.4 Stormwater Conditions 7
3.2 Soil and Groundwater investigation 7
3.2.1 Soil Investigation 8
3.2.2 Groundwater Investigation 9
3.2.3 UST Survey 11
3.2.4 Data Quality Evaluation 11
3.2.5 Investigation-derived Waste 11
3.3 Summary of Remedial Investigation Findings 11
3.3.1 Soil 11
3.3.2 Groundwater 12
3.3.3 Areas of Concern 12
4.0 Conceptual Site Model 13
4.1 Sources of Contamination 13
4.2 Contaminants of Concern 14
4.3 Media of Concern 14
4.4 Nature and Extent of Contamination 15
4.4.1 AOC 1 15

4.4.2 AOC 2 15
4.5 Potential Exposure Pathways 15
4.5.1 Direct Contact 15
4.5.2 Soil Vapor to Indoor Air 16
4.5.3 Soil to Groundwater 16
4.5.4 Soil to Surface Water (runoff) 16
4.5.5 Groundwater to Surface Water and Sediment 16
4.6 Terrestrial Ecological Evaluation 16
4.7 Environmental Justice 18
4.8 Climate Change Evaluation 18
5.0 Proposed Cleanup Standards 19
5.1 Proposed Cleanup Levels 19
Soil 20
Groundwater 20
5.2 Proposed Points of Compliance 20
6.0 Feasibility Study 20
6.1 Applicable or Relevant and Appropriate Requirements 21
6.2 Screening Evaluation of Remediation Technologies 21
6.3 Cleanup Alternatives 22
6.4 Cleanup Alternative Evaluation 24
7.0 Preferred Cleanup Alternative 25
7.1 Protection of Human Health and the Environment 25
7.2 Compliance with Cleanup Standards 26
7.3 Compliance with Applicable State and Federal Laws 26
7.4 Permanence to the Maximum Extent Practicable 26
7.5 Restoration Time Frame 26
8.0 Limitations 26
9.0 References 27

List of Tables

Table 1. Groundwater Elevations and Well Construction Summary
Table 2. Soil Chemical Analytical Data – Petroleum Hydrocarbons
Table 3. Soil Chemical Analytical Data – Metals
Table 4. Soil Chemical Analytical Data – Polycyclic Aromatic Hydrocarbons
Table 5. Soil Chemical Analytical Data – Volatile Organic Compounds
Table 6. Groundwater Chemical Analytical Data – Petroleum Hydrocarbons and Metals
Table 7. Groundwater Chemical Analytical Data – Volatile Organic Compounds
Table 8. Technology Screening for Cleanup Alternatives
Table 9. Alternatives Evaluation

List of Figures

Figure 1. Vicinity Map
Figure 2. Site Plan with Soil Conditions Summary
Figure 3. Site Plan with Shallow Groundwater Conditions Summary
Figure 4. Areas of Concern
Figure 5. Groundwater Elevations, February-March 2025
Figure 6. Groundwater Elevations, April 2025
Figure 7. Groundwater Elevations, August 2025
Figure 8. Groundwater Elevations, November 2025
Figure 9. Soil Results, Northern Area
Figure 10. Shallow Groundwater Results, Northern Area
Figure 11. Remedial Areas, Northern Area
Figure 12. Cross Section A-A'

Appendices

Appendix A. 2019 Phase II ESA Report
Appendix B. Field Procedures and Boring Logs
    Figure B-1. Key to Exploration Logs
    Figures B-2 through B-19. Logs of Explorations
Appendix C. Chemical Analytical Reports
Appendix D. Waste Manifests
Appendix E. Terrestrial Ecological Evaluation
Appendix F. Environmental Justice
Appendix G. Climate Change
Appendix H. Report Limitations and Guidelines for Use

Acronyms and Abbreviations

°F	degrees Fahrenheit
AOC	area of concern
ARARs	Applicable or Relevant and Appropriate Requirements
ASTM	ASTM International
bgs	below ground surface
BMPs	Best Management Practices
BTEX	benzene, toluene, ethylbenzene, and xylenes
CAP	Cleanup Action Plan
CFR	Code of Federal Regulations
CID	Contained-In Determination
City	City of Seattle
COCs	contaminants of concern
COI	contaminants of interest
CMMP	Contaminated Materials Management Plan
cPAHs	carcinogenic polycyclic aromatic hydrocarbons
CSM	conceptual site model
CUL	cleanup level
cVOCs	chlorinated volatile organic compounds
DOT	Department of Transportation
Ecology	Washington State Department of Ecology
EHD	Washington State Department of Health's Environmental Health Disparities
EIM	Environmental Information Management System
EMMP	Environmental Media Management Plan
EPA	United States Environmental Protection Agency
ESA	Environmental Site Assessment
FS	Feasibility Study
FSID	Facility/Site identification number
GeoEngineers	GeoEngineers, Inc.
GIS Mapping Tool	Climate Mapping for a Resilient Washington tool
GPR	ground penetrating radar
Grant	legislative proviso
IDW	investigation-derived waste

MBTOD	MBTOD Phase One LLLP
Mercy Housing	Mercy Housing Northwest
mg/kg	milligrams per kilogram
µg/L	micrograms per liter
MTCA	Washington State Model Toxics Control Act
NAVD88	North American Vertical Datum 1988
NPDES	National Pollutant Discharge Elimination System
PAHs	polycyclic aromatic hydrocarbons
PCE	tetrachloroethylene
PCUL	proposed cleanup level
PPCD	Prospective Purchaser Consent Decree
PQL	practical quantitation limit
Property	Seattle City Parcels 308500-2100, 713830-0015, and 713880-0025 also known as the Mount Baker Station Development Property
RCRA	Resource Conservation and Recovery Act
RCW	Revised Code of Washington
REC	recognized environmental conditions
RI	Remedial Investigation
ROW	right-of-way
SES	SoundEarth Strategies, Inc.
SF	square feet
SGC	silica gel cleanup
Site	UW Mount Baker Laundry Site the area where hazardous substances other than consumer products in consumer use have been deposited, stored, disposed of, or placed, or otherwise have come to be located.
TCE	trichloroethylene
TCLP	Toxicity Characteristic Leaching Procedure
TEE	Terrestrial Ecological Evaluation
TEQ	Toxic Equivalent Concentration
TPH	total petroleum hydrocarbons
TPH-D	diesel-range total petroleum hydrocarbons
TPH-G	gasoline-range total petroleum hydrocarbons
TPH-O	oil-range total petroleum hydrocarbons

UST	underground storage tank
UW	University of Washington
VOCs	volatile organic compounds
VP/OC	vulnerable population or overburdened community
WAC	Washington Administrative Code

Executive Summary

GeoEngineers, Inc. (GeoEngineers) has prepared this Remedial Investigation and Feasibility Study (RI/FS) on behalf of Mercy Housing Northwest (Mercy Housing) and MBTOD Phase One LLLP (MBTOD) for the UW Mount Baker Laundry Site (Site), also referred to as the Mount Baker Station Development Property (Property), Facility/Site identification number (ID No.) 19911937 and Cleanup Site ID No. 17017. The Property is located at 2901 27th Avenue South in Seattle, Washington, as shown in Figure 1, and is comprised of King County Tax Parcel numbers 308500-2100, 713830-0015, and 713880-0025. The Property is currently occupied by asphalt parking lots and one vacant commercial building. The Property is owned by the City of Seattle (City) and is being redeveloped by MBTOD into an affordable housing/transit-oriented development. The general Property layout and planned redevelopment is shown in Figures 2 and 3. The City was the recipient of funding for redevelopment of the Property from a legislative proviso (Grant) during the 2021-2023 budget session. The funding that was transferred to Mercy Housing to complete a RI/FS and Cleanup Actions as part of Property redevelopment. The parties that may take an ownership interest in the Site and conduct cleanup and redevelopment are negotiating a Prospective Purchaser Consent Decree (PPCD) with the Washington State Department of Ecology to facilitate completion of Site cleanup in accordance with state requirements.

The UW Mount Baker Laundry Site consists of portions of King County Parcels 308500-2100 and 713880-0025) impacted by releases from underground storage tanks (USTs) associated with on-site historical operations and the presence of undocumented fill. The planned development will include numerous improvements that will require excavation of soil and construction of hardscapes in areas impacted by the historical releases. It is anticipated that excavation and construction activities will commence in late 2026.

This RI/FS was prepared to address items required by the Ecology Toxics Cleanup Program and listed in the Remedial Investigation Checklist (Ecology 2016a) and Feasibility Study Checklist (Ecology 2016b). The RI and FS were completed to facilitate selection of a cleanup strategy for media of concern at the Site in accordance with the Washington State Model Toxics Control Act (MTCA), Revised Code of Washington (RCW) 70A.305 and its implementing regulation in Chapter 173-340 of the Washington Administrative Code (WAC).

REMEDIAL INVESTIGATION

The Property was historically developed with a single-family residence, replaced by 1950 with a bowling alley that operated until 1983, when the Property was purchased by the University of Washington (UW). The building was operated as the UW consolidated laundry facility from at least 1983 until 2009. A second building on the Property was constructed in 1963, operated for commercial purposes until at least 2014, and demolished in 2025 as part of the current redevelopment activities. One UST is present on the northern portion of the Property, which has not been decommissioned.

SoundEarth Strategies, Inc. (SES) conducted a Phase I Environmental Site Assessment (ESA) and a Phase II ESA on the property in 2019. The Phase I ESA identified several Recognized Environmental Conditions (RECs), including historical property uses as a laundry and bowling alley, the existing UST at the northern end of the Property, and fill material of unknown origin. The Phase II ESA identified petroleum-related contamination in groundwater near the UST, and petroleum-related contamination in soil and groundwater and lead contamination in soil in the northeastern portion of the Property.

GeoEngineers completed RI activities consistent with WAC 173 340-350 at the Site in 2025 to further evaluate areas with contaminated soil and groundwater identified during the Phase II ESA.

Collectively, the results of the Phase II ESA and RI indicate the following:

- Shallow groundwater at the Site occurs at depths between 3.65 to 11.78 feet below ground surface (bgs), and flows to the southeast. Deeper groundwater occurs below a confining layer of clay and is interpreted to flow generally east or southeast, aligning with the topography of Beacon Hill (GeoEngineers 2025b).
- Given the distance and topographic barriers, groundwater at the Site is not likely to be in communication with Lake Washington, which is the surface water body closest to the Site.
- The results of groundwater monitoring performed at the Site preliminarily demonstrate that shallow groundwater at the Site is not contaminated. This preliminary conclusion will be further informed by the results of additional groundwater monitoring, which will be presented in a forthcoming addendum to this report.
- One UST of unknown capacity containing product is present on the northern portion of the Site. Soil proximate to the UST is impacted with petroleum-related contaminants of interest (COI) at concentrations less than MTCA Method A cleanup levels (CULs).The COI-impacted soil associated with the UST may extend off-property into the adjacent City of Seattle right-of-way (ROW). The COI-impacted soil is in contact with shallow perched groundwater proximate to the USTs, which has resulted in petroleum-related contaminants of concern (COCs) at concentrations exceeding MTCA Method A in groundwater proximate to the UST.
- Soil contaminated with lead at concentrations greater than the MTCA Method A CUL in soil in the northeastern portion of the Property. The apparent source of the lead is fill material emplaced at the Site. The vertical extent of lead contamination has been delineated. The lead-contaminated soil may potentially extend off-property. The lead-contaminated soil is collocated with soil impacted with petroleum-related COI at concentrations less than MTCA Method A CULs and groundwater contaminated with petroleum-related COCs at concentrations exceeding MTCA Method A CULs.
- Chlorinated volatile organic compounds (cVOCs), including tetrachloroethylene (PCE), trichloroethylene (TCE), and cis-1,2-dichloroethene are present in soil at the Site at concentrations less than the MTCA Method A CULs. These COI also are present at concentrations less than the MTCA Method A CULs in grab groundwater collected from temporary monitoring wells installed in borings at the Site.
- Petroleum-related COI, volatile organic compounds (VOCs), and metals were not detected at concentrations exceeding MTCA CULs in quarterly shallow groundwater samples collected from monitoring wells installed at the Site proximate to the areas where COI-impacted and groundwater.

A Site is defined under MTCA as the area where hazardous substances other than consumer products in consumer use have been deposited, stored, disposed of, placed or otherwise have come to be located. Based on the results of the RI, the Site extent is limited to the vicinity of UST and the northeastern portion of the Property.

Based on the environmental investigations conducted by SES and GeoEngineers, four areas of concern (AOCs) have been identified at the Property (see Figure 4) and are referenced in this document.

- **AOC 1 (Remedial Area 1) –** This includes part of the northern portion of the Property where a UST is present and soil is impacted with diesel-range total petroleum hydrocarbons (TPH-D), oil-range total petroleum hydrocarbons (TPH-O), polycyclic aromatic hydrocarbons (PAHs) and/or benzene, toluene, ethylbenzene, and xylenes (BTEX) constituents at concentrations greater or less than MTCA CULs.
- **AOC 2 (Remedial Area 2) –** This includes part of the northeastern portion of the Property where TPH-D and TPH-O contaminated soil is collocated with soil containing lead at concentrations exceeding MTCA CULs. The concentrations of lead exceed the threshold that results in classification of this soil as hazardous waste under Washington State Dangerous Waste Regulations (WAC Chapter 173-303).
- **AOC 3 –** This includes the central portion of the Property where soil is impacted with cVOCs including but not limited to PCE at concentrations less than MTCA CULs but requiring special handling and disposal under a Contained-In Determination (CID) from Ecology.
- **AOC 4 –** This includes the northeastern portion of the Property where CID soil may potentially be present. AOC 4 overlaps remedial areas AOC 1 and AOC 2. The results of groundwater monitoring performed at the Site preliminarily demonstrate that shallow groundwater in AOC 4 is not impacted with cVOCs and/or petroleum-related contaminants. This preliminary conclusion will be further informed by the results of additional groundwater monitoring, which will be presented in a forthcoming addendum to this report.

The RI did not evaluate the potential presence of contaminated soil or groundwater in ROWs adjacent to the Property; however, based on the results of the RI it is possible that soil with concentrations of COCs exceeding MTCA CUL may extend into ROW adjacent to AOCs 1 and 2.

FEASIBILITY STUDY

GeoEngineers conducted an FS consistent with WAC 173 340-351 for the Site based on the RI findings to evaluate potential cleanup alternatives and identify a preferred cleanup alternative for implementation consistent with WAC 173 340-355. The preferred cleanup alternative includes the following:

- Excavating soil within the Property boundary with petroleum-related COCs and lead at concentrations greater than MTCA CULs to the extent practicable and disposing of the excavated soil at an approved facility.
- Mitigating potential risk from residual COC-contaminated soil that may be left in place at the Property and in the adjacent ROWs by implementing institutional controls in the form of an environmental covenant that requires maintaining on-Property hardscapes, notifying the City of the potential presence of COC-contaminated soil in the ROWs, and implementing a Contaminated Media Management Plan (CMMP) for the Site.

GeoEngineers on behalf of MBTOD requests that Ecology provide an opinion regarding whether this RI/FS conforms with MTCA requirements, and the preferred cleanup alternative is likely to result in a Property-specific No Further Action determination for the UW Mount Baker Laundry Site.

1.0 Introduction

GeoEngineers, Inc. (GeoEngineers) has prepared this Remedial Investigation (RI) and Feasibility Study (FS) for the UW Mount Baker Laundry Site (Site), also referred to as the Mount Baker Station Development Property (Property) (Figure 1). The Property is owned by the City of Seattle (City) and is comprised of King County Tax Parcel numbers 308500-2100, 713830-0015 and 713880-0025. The Property is located at 2901 27th Avenue South, Seattle, Washington, and is currently occupied by asphalt parking lots and one vacant commercial building. The Site is listed in the Washington State Department of Ecology's (Ecology) database of confirmed and suspected contaminated sites under Facility/Site identification number (ID No.) 19911937 and Cleanup Site ID No. 17017. Ecology's Contaminated Site Register includes all three parcels that make up the Property as part of the Site; however, contamination exceeding MTCA cleanup levels was not identified on Parcel 713830-0015 based on the findings of the RI, thus the Site is limited to King County Tax Parcels 308500-2100 and 713880-0025.

GENERAL SITE INFORMATION

PROJECT CONTACTS	
Site Owner(s)	The City of Seattle
Site Address and Parcel Number(s)	2901 27th Avenue South, Seattle, Washington. King County. Parcels 308500-2100, 713880-0025
Environmental Consultant	GeoEngineers, Inc. – Jacob Letts, LHG (Project Manager) and Mark Havighorst, PE (Associate)
OVERALL PROPERTY INFORMATION AND LOCATION	
Overall Property Address	2901 27th Avenue South, Seattle, Washington 98118
Approximate Surface Elevation	Elevation is approximately 50 to 100 feet (North American Vertical Datum 1988 [NAVD88] [1])
General Description	The Site is currently occupied by asphalt parking lots, a concrete slab, and one vacant commercial building.
Parcel Number(s)	King County Parcels 308500-2100, 713830-0015, 713880-0025
GPS Coordinates	47.577402°N, 122.296456°W (coordinates for Parcel No. 308500-2100)
Quarter, Section, Township and Range	SE quarter of Section 9, Township 24 North, Range 04 East, Willamette Meridian
GEOLOGIC SETTING AND SUBSURFACE CONDITIONS	
Geologic Setting	Puget Sound Lowlands
Nearest Surface Water Body	Lake Washington, located approximately 4,000 feet east of Site
Soil, Geologic, and Hydrogeologic Conditions	Shallow fill and recent deposits overlying glacially consolidated soils. Shallow groundwater in fill and colluvium, separated from deeper groundwater by a confining layer of native clay.
Depth to Groundwater	Shallow groundwater at approximately 3 to 12 feet below ground surface (bgs)
Inferred Direction of Groundwater Flow	Inferred site groundwater flow direction is to the southeast

A Site is defined under the Model Toxics Control Act (MTCA) as the area where hazardous substances other than consumer products in consumer use have been deposited, stored, disposed of, or placed or otherwise

[1] All elevations described herein are referenced to National American Vertical Datum of 1988 (NAVD88).

have come to be located. Prior investigations at the Site have identified diesel- and oil-range total petroleum hydrocarbons (TPH-D and TPH-O) in soil and groundwater and lead in soil at concentrations greater than cleanup levels (CULs) established under MTCA. Contaminated soil and groundwater at the Site is limited to the northern portion of King County Tax Parcels 308500-2100 and 713880-0025 , and is understood to be associated with historical operations, fill used during historical redevelopment activities, and an underground storage tank (UST) on the Property.

This RI/FS Report is being submitted in anticipation of completing the proposed cleanup action concurrent with planned redevelopment at the Property in 2026.

1.1 OBJECTIVES

The objectives for this RI/FS are to present the results of the RI and FS completed to facilitate selection of a final cleanup action in accordance with MTCA, Revised Code of Washington (RCW) 70A.305 and its implementing regulation in Chapter 173-340 of the Washington Administrative Code (WAC) for the Site and describe the preferred remedial alternative at the Site.

1.2 REGULATORY FRAMEWORK

The Property is listed by Ecology as the UW Mount Baker Laundry Site (FSID 19911937; CSID 17017). The City of Seattle was the recipient of legislative proviso funding for the Property to complete an RI/FS as part of redevelopment for affordable housing. The funding was transferred to Mercy Housing Northwest (Mercy Housing) to complete the RI, FS and Cleanup Actions planned as part of Property redevelopment. Mercy Housing and El Centro de la Raza (El Centro) intend to redevelop the Property into a mixed-use affordable family rental housing project. Mercy Housing and El Centro have entered a partnership, MBTOD Phase One LLLP, is negotiating a Prospective Purchaser Consent Decree (PPCD) with Ecology to clean up the Site concurrent with redevelopment. The first phase of redevelopment, including construction of residential and early learning community space, is targeted to begin in 2026. The PPCD enrollment ensures that the Site remediation activities will proceed in accordance with applicable state requirements, while also providing the property owner with assurances regarding future liability for Cleanup Actions completed under the PPCD.

1.3 SITE AND PROPERTY DESCRIPTION

The Property is in the City of Seattle and identified as King County Tax Parcel Nos. 308500-2100, 713830-0015, and 713880-0025. The Property comprises approximately 144,680 square feet (SF) and is occupied by a 63,136 SF building situated on the northern half of the Property (herein identified as Building 1), a concrete slab that formed the foundation of a 15,397 SF building formerly situated on the southern half of the Property demolished in 2025 (herein identified as Former Building 2), and associated asphalt parking areas. The footprints of Building 1 and Former Building 2 are shown with the planned development superimposed in dark gray in Figures 2 and 3. The Property is at an elevation of approximately 50 to 100 feet (North American Vertical Datum of 1988 [NAVD88]) and slopes gently downward to the east.

The area surrounding the Property is primarily developed with commercial buildings, associated paved parking, roads, and landscaping. Elevated tracks for the Sound Transit Link Light Rail are located to the north and east of the Property, crossing over the far northeast corner of the Property (see Figures 2 and 3). The Mount Baker Light Rail Station is located to the east of the Property, across 27th Avenue South.

Underground utilities located on or in the vicinity of the Property include water, electric, storm sewer, sanitary or combined sewer, natural gas, and fiber optics (Utility Infrastructure – City of Seattle ArcGIS Online). The South Forest Street and 27th Avenue South rights-of-way (ROWs) serve as major utility corridors for the developments on the surrounding properties.

1.4 HISTORICAL LAND USE

The Property was initially developed by 1916 with a single-family residence in the northeastern portion of the Property. The residence was demolished by 1950. A bowling alley (Building 1) was constructed on the northern portion of the Property in 1957 and operated as Rainier Lanes until 1983 when the Property was purchased by the University of Washington (UW) and the building was converted to the UW consolidated laundry facility. The laundry operated as an industrial-sized laundry facility from at least 1983 until 2009. The laundry facility reportedly never included dry cleaning operations; however, available records document that large quantities of solvents and other hazardous materials were removed from the Property for disposal approximately 10 years after the bowling alley ceased operations.

A second building (Former Building 2) was constructed on the central portion of the Property in 1963 and occupied by A and P Food Stores until at least 1970. The commercial building was subsequently occupied by Value Village for clothing sales from 1975 to at least 1996 and by Grocery Outlet from 2003 until at least 2014, when the UW occupied the commercial building as the Kings Hall which hosted events and receptions. The building was demolished in 2025 as part of the planned Property redevelopment. A concrete slab remains at the location of Former Building 2.

1.5 CURRENT AND FUTURE LAND USE

The Property is currently owned by the City of Seattle and is occupied by asphalt parking lots and one vacant building. MBTOD Phase One LLLP (MBTOD) intends to redevelop the Property into a mixed-use affordable family rental housing development. The project will be developed over two phases and will include 400 to 450 total units, 100 percent of which will be affordable at 60 percent Area Median Income and below. The first phase is targeted to start construction in 2026 and will include two buildings containing 238 units, studio through 4 bedrooms. The first phase will also contain roughly 35,000 SF of space developed for the UW for their Rainier Valley Early Learning Campus, as well as community space serving residents and the wider community. It is anticipated that the cleanup will occur during the first phase of construction.

1.6 SURROUNDING PROPERTY USE

Surrounding land use in the immediate vicinity is generally mixed commercial and residential comprising retail, restaurants, office buildings, high-density residential buildings, Seattle Parks and Recreation Department properties, and Sound Transit Link Light Rail. The areas north-, south-, east- and west-adjacent to the Property were most recently used for the following:

North	Commercial building, S. McClellan Street
South	S. Winthrop Street, Seattle Parks and Recreation Department Cheasty Boulevard, mixed commercial and residential properties
East	27th Avenue South, Sound Transit Mount Baker Light Rail Station, mixed-use buildings including apartments, offices, and childcare facility
West	25th Avenue South, Seattle Parks and Recreation Department Cheasty Greenspace

1.7 WATER RESOURCES

Potable water is provided to the area by Seattle Public Utilities. The watersheds of the South Fork Tolt River and Cedar River provide a majority of the potable water to the City of Seattle. There are no drinking water supply wells within a 1-mile radius of the Property (Ecology 2026). Groundwater at the Property currently is not used for any beneficial purpose.

The Seattle region has a maritime climate, with warm winters and cool summers. The average annual low temperature is 45 degrees Fahrenheit (°F) and 59°F is the average annual high temperature; Seattle receives 34 inches of precipitation on average every year (U.S. Climate Data 2024).

2.0 Previous Environmental Investigations

This section summarizes prior environmental subsurface investigations at the Site, a Phase I Environmental Site Assessment (ESA) and a Phase II ESA conducted by SoundEarth Strategies, Inc. (SES) in 2019. A copy of the 2019 Phase II ESA report, discussed as follows, is provided in Appendix A.

2.1 PHASE I ESA (2019)

The Phase I ESA (SoundEarth 2019a) identified the following recognized environmental concerns (RECs):

- **Fuel Oil UST on the Property**. A 4,000-gallon fuel oil UST is present on the northern portion of the Property. No records of decommissioning were found. Database records list the installation date as January 1964, which is the default date for an unknown installation. Building records indicate that the UST was used to fuel two boilers located in the northern portion of Building 1; however, an interviewee for the Phase I ESA indicated that the UST was used to store fuel for an offsite generator. The use and storage of fuel oil on the Property was identified as a REC for the Property.
- **Bowling alley operations on the Property**. Between 1957 and at least 1980 Building 1 was occupied by a bowling alley. During this era chlorinated solvents and petroleum-based solvents were commonly used to clean equipment in bowling alleys. The possibility of a release during the use and storage of these materials was identified as a REC for the Property.
- **Laundry facility operations on the Property**. Building 1 was converted to an industrial laundry facility in 1983 and operated until 2019. Interviewees state that no dry-cleaning operations occurred on the Property; however, records confirm that hazardous waste was removed from the Property while the laundry was operational. The former laundry operations were identified as a REC for the Property.
- **Fill material beneath the Property.** Records indicate that 5,200 cubic yards of fill material were used during grading of the Property in approximately 1983. The source and quality of this fill material is unknown and was identified as a REC for the Property.

Potential off-Property sources of contamination were noted and evaluated in the Phase I ESA.

2.2 PHASE II ESA (2019)

A Phase II ESA was completed in 2019 to investigate the RECs identified in the Phase I ESA (SoundEarth 2019b). Eighteen soil borings identified as P01 through P18 were advanced to depths of 15 to 25 feet

below ground surface (bgs). This included advancing two borings, P17 and P18, on Parcel 713830-0015, located north of South Forest Street (Figure 2). Soil samples were collected from each boring at depths of 5 to 20 feet bgs and analyzed for the following chemicals of interest (COI): volatile organic compounds (VOCs), metals, carcinogenic polycyclic hydrocarbons (cPAHs) and total petroleum hydrocarbons (TPH). Eleven grab groundwater samples were collected from the borings and analyzed for VOCs and TPH. A focused ground-penetrating radar (GPR) survey was completed in an attempt to locate the UST situated on the northern portion of the Property, but the GPR survey did not identify the UST location.

2.2.1 Soil Results

TPH-O was detected in the soil sample collected from 10 feet bgs in boring P13, located in the northeast corner of the Property, at a concentration of 3,700 milligrams per kilogram (mg/kg), which exceeds the MTCA Method A CUL of 2,000 mg/kg. TPH-D, TPH-O, and lead were detected at concentrations less than MTCA Method A CULs in several other soil samples. The TPH-impacted soil in the northeastern portion of the Property may be associated with the fill material placed at the Property in approximately 1983. One soil sample collected from boring P11, located in the far southeast corner of the Property (see Figure 2), had a calculated Toxic Equivalent Concentration (TEQ) of 0.38 mg/kg, which exceeds the MTCA Method A CUL of 0.1 mg/kg. The laboratory report noted the sample was diluted, detection limits were raised and surrogate recoveries may not be meaningful. The calculated TEQ was based on elevated cPAH reporting limits of 0.5 mg/kg for each analyte in this sample, and cPAHs were not detected at concentrations greater than the elevated reporting limits. No other contaminants of concern (COCs) were detected at concentrations greater than MTCA CULs.

2.2.2 Groundwater Results

TPH-D and TPH-O were detected in the grab groundwater sample collected from boring P13 at concentrations of 910 and 520 micrograms per liter (µg/L), respectively. These concentrations exceed the MTCA Method A CULs of 500 µg/L. The TPH-impacted groundwater in the northeastern portion of the Property may be associated with the fill material placed at the Property in approximately 1983.

TPH-D was detected in the grab groundwater sample collected from boring P16, located adjacent to the 4,000-gallon fuel oil UST, at a concentration of 1,800 µg/L, which exceeds the MTCA Method A CUL of 500 µg/L. TPH was detected in several other grab groundwater samples, but at concentrations less than the applicable CULs. No other analytes were detected at concentrations greater than the laboratory practical quantification limits (PQLs) in the 2019 Phase II ESA grab groundwater samples. The TPH-impacted groundwater at the location of boring P16 may be related to the adjacent UST.

The grab groundwater samples were collected from temporary well points and not from monitoring wells installed consistent with Ecology standards. The results of analysis of grab groundwater samples may not be representative of actual groundwater conditions due to the potential for suspended sediments to bias analytical results; therefore, the detection of TPH-D and TPH-O in the grab groundwater samples collected from borings P13 and TPH-D in the grab groundwater sample collected from boring P16 may not fully represent groundwater conditions proximate to these borings.

3.0 Remedial Investigation

This section describes the RI performed for the Site.

The 2025 RI field activities for the Site were conducted in accordance with WAC 173-340-350(7) and evaluated the following:

- Geological and hydrogeological conditions at the Site;
- Potential environmental conditions resulting from historical operations at the Site; and
- The extent of environmental media with COI at concentrations greater than MTCA CULs at the Site. COI detected at concentrations greater than MTCA CULs are referred to herein as COCs and environmental media with COCs are referred to herein as media of concern.

The following subsections describe geological and hydrogeological conditions at the Site and summarize the results of environmental investigation performed at the Site.

3.1 SITE ENVIRONMENTAL SETTING

The following is a summary of soil and groundwater conditions at the Site based on the results of the RI field activities and prior investigations described in Section 2.

3.1.1 Soil Conditions

GeoEngineers' understanding of soil conditions at the Site is based on the following:

- GeoEngineers' observations during the completion of 12 borings, RI-DP1 through RI-DP12, five monitoring wells, RI-MW1 through RI-MW5 and seven geotechnical borings, GEI-1 through GEI-7 (GeoEngineers 2025b); and
- GeoEngineers' review of logs for 18 borings, P01 through P18, completed by SES as part of the Phase II ESA (SoundEarth 2019b, Appendix A).

Soils at the Site are generally comprised of fill overlying alluvium. Fill material consists of sand with variable silt and gravel content, and silt. Anthropogenic fill materials, including wood and brick fragments, were observed during drilling at depths up to 10 feet bgs. There appear to be two layers of fill material: an upper layer likely associated with the initial development at the Site, and a lower layer in contact with the native alluvium. Alluvium consists of recessional lacustrine deposits, generally clay with variable silt and sand content. The Site is underlain by Vashon-age deposits, consisting of silt, sand, gravel, and clay.

The approximate locations of borings and monitoring wells are depicted in Figure 2. Boring logs and monitoring well construction logs for the Site are included in Appendix B.

3.1.2 Groundwater Conditions

Shallow groundwater was encountered between 3.65 and 11.85 feet bgs in the five environmental monitoring wells installed at the Site. Environmental monitoring wells were screened in the upper 15 feet of soil to capture groundwater levels within the shallow aquifer that is perched above the low permeability clay (recessional lacustrine deposits). One geotechnical monitoring well, GEI-3, installed as part of the 2025 GeoEngineers geotechnical investigation (GeoEngineers 2025b), was also screened in the upper 15 feet

of soil to capture shallow groundwater. In February 2025, groundwater was encountered at 3.57 feet bgs in this well. Access to the well was not possible during subsequent events due to the removal of Former Building 2. The measured depths to groundwater and corresponding elevations are presented in Table 1, and groundwater contours for the four completed quarterly monitoring events are shown in Figures 5 through 8. The depth and flow direction of groundwater on the Site are representative of the regional shallow groundwater table. Groundwater appears to be confined locally by the fill encountered throughout the Site which is demonstrated by the variation in depth to groundwater observed in monitoring wells at the Site (Table 1).

As part of the 2025 GeoEngineers geotechnical investigation, three deep monitoring wells (GEI-1, GEI-2, and GEI-4) were installed and screened within the deeper confined aquifer below the low permeability confining clay layer. Deep groundwater was encountered between 5.14 and 12.19 feet bgs in these three geotechnical monitoring wells at the Site (Table 1). Groundwater monitoring in the deep monitoring wells, as well as observations while drilling, indicate that the piezometric surface of the deeper aquifer is above the groundwater levels observed during drilling. These observations suggest that the deeper aquifer is a confined pressurized aquifer.

3.1.3 Surface Water Conditions

There is no surface water at the Site. The nearest surface water is Lake Washington, which is located approximately 0.7 miles east and hydraulically downgradient of the Site. Shallow groundwater at the Site is inferred to flow in a southeasterly direction, based upon local topography, measured groundwater depths at monitoring wells, drainage patterns, and surface water flow. The groundwater on the Site is unlikely to contribute to the surface water in Lake Washington due to the distance of separation and local topographic barriers.

3.1.4 Stormwater Conditions

Stormwater from the Site that does not enter the City of Seattle stormwater utility network flows southeast along Rainier Avenue South, then east and north through Genesee Park to Lake Washington, approximately 2.1 miles (USGS StreamStats 2025). Stormwater from the Site that enters the City of Seattle stormwater utility network discharges to the Lower Duwamish Waterway (City of Seattle 2026).

3.2 SOIL AND GROUNDWATER INVESTIGATION

The following is a summary of the soil and groundwater investigation performed in accordance with the RI Work Plan (GeoEngineers 2025a) at the Site between February and December 2025. RI field activities were completed to characterize soil and groundwater conditions and define the nature and extent of contamination at the Site. The RI included the following activities:

- Sampling and analysis of fill and native soil to evaluate stratigraphy and delineate the nature and extent of contamination across the Site
- Sampling and analysis of shallow groundwater to evaluate water quality and delineate the nature and extent of contamination
- Survey to confirm presence of UST on the Site

The soil and groundwater sampling locations included the primary locations described in the RI Work Plan, which were based on previous environmental study results (see Section 2), and additional step-out locations in the northern area of the Site based on the results of sampling at the primary locations.

3.2.1 Soil Investigation

The soil investigation consisted of advancing 16 borings and collecting a total of 42 soil samples for chemical analysis. The approximate boring locations are shown in Figure 2 and boring logs are included in Appendix B. The soil investigation activities and results are summarized as follows:

- Two soil samples were collected from borings GEI-1 and GEI-2 completed in January 2025 as part of the GeoEngineers geotechnical investigation (GeoEngineers 2025b). The borings were advanced using a hollow-stem auger drill rig to depths of 46.5 and 66.5 feet bgs and samples were collected from boring GEI-1 at 5 feet bgs and GEI-2 at 10 feet bgs.
- In February and March 2025 GeoEngineers advanced direct-push borings RI-DP1 through RI-DP5 inside Building 1, and hollow-stem auger borings RI-MW1 through RI-MW5 in accessible areas on the perimeter of the Property. The borings were advanced to depths of up to 26.5 feet bgs. Soil samples were collected from the borings at depths ranging from 5 to 26.5 feet bgs.
- Additional soil sampling was conducted in December 2025 to further delineate contamination in the vicinity of borings RI-MW1 and RI-MW3. Direct-push borings RI-DP6 through RI-DP10 were advanced proximate to RI-MW3 and direct-push borings RI-DP11 and RI-DP12 were advanced in the area west of location RI-MW1.

3.2.1.1 SOIL SAMPLE COLLECTION AND CHEMICAL ANALYSIS

Soil from the borings was visually classified in accordance with ASTM International (ASTM) D-2488 and screened in the field for the presence of potential contamination. Procedures for soil sample collection, handling, field screening, and transport to the laboratory, as well as exploration logs detailing the soil classification and field screening results, are presented in Appendix B.

Selected soil samples were submitted to OnSite Environmental of Redmond, Washington, which is an Ecology-certified laboratory. In accordance with the RI/FS Work Plan, the samples were analyzed for one or more of the following COI:

- Gasoline-range total petroleum hydrocarbons (TPH-G) by NWTPH-G;
- TPH-D and TPH-O by NWTPH-Dx, with and without silica gel cleanup (SGC) (Ecology 2023)
- Total Resource Conservation and Recovery Act (RCRA) 8 Metals by United States Environmental Protection Agency (EPA) Method 6020D
- Toxicity Characteristic Leaching Procedure (TCLP) Lead by EPA Method 1311/6010D
- Polycyclic aromatic hydrocarbons (PAHs) by EPA Method 8270-SIM
- VOCs, including benzene, toluene, ethylbenzene, and xylenes (BTEX) and chlorinated VOCs (cVOCs) by EPA Method 8260.

3.2.1.2 SOIL ANALYTICAL RESULTS

Laboratory analytical reports are included in Appendix C; analytical results are summarized in Tables 2 through 5 and Figure 3, and described as follows.

Lead was the only COI detected at a concentration greater than the MTCA Method A CUL of 250 mg/kg; specifically, the concentrations of lead in soil samples collected from boring RI-MW3 at 8.8 and 10.5 feet bgs, and from boring RI-DP8 at 10.5 feet ranged from 260 to 660 mg/kg (Table 3). The maximum lead concentration, 660 mg/kg, was detected in the soil sample collected from boring RI-DP8 at 10.5 feet. The result for this sample when analyzed by SW-846 Test Method 1311 for TCLP showed a lead concentration of 1.6 µg/L. Lead was either not detected at the PQL or detected at concentrations less than the MTCA Method A CUL in all other soil samples analyzed. The lead exceedances at RI-MW3 were vertically delineated by the non-detect sample of RI-DP10 at 12 feet bgs. The lead exceedance at RI-DP8 was vertically delineated by the non-detect sample of RI-DP8 at 13.5 feet bgs.

TPH (TPH-G, TPH-D, and TPH-O), all other RCRA 8 metals, PAHs, and VOCs, were not detected at concentrations greater than the MTCA Method A unrestricted or Method B direct contact CULs in all other soil samples analyzed, specifically:

- **TPH.** Analytical results for TPH are summarized in Table 2. TPH-G was detected at a concentration of 10 mg/kg in the sample from geotechnical boring GEI-1 at 5 feet bgs. TPH-D and TPH-O were detected at concentrations less than the MTCA Method A CUL in samples analyzed with and without SGC from RI-MW1, RI-MW3, RI-DP7, RI-DP8, RI-DP9, RI-DP10 and geotechnical boring GEI-2. TPH-D was detected at a maximum concentration of 150 mg/kg without SGC, 130 mg/kg with SGC in the duplicate sample collected from RI-DP8 at 10.5 feet bgs. TPH-O was detected at a maximum concentration of 1,000 mg/kg without SGC, 710 mg/kg with SGC in the sample from RI-DP8 at 10.5 feet bgs. The maximum sum of TPH-D and TPH-O concentrations was 1,130 mg/kg without SGC, 840 mg/kg with SGC, for the sample from RI-DP8 at 10.5 feet bgs.
- **Metals.** Analytical results for metals are summarized in Table 3. In addition to the lead detections discussed previously, arsenic, barium, and chromium were detected at concentrations greater than the natural background concentration (Ecology 1994) and less than the MTCA Method A CUL.
- **PAHs.** Analytical results for PAHs are summarized in Table 4. PAHs were either not detected at concentrations greater than the PQL or were detected at concentrations less than the MTCA Method A or B CULs in all soil samples analyzed. The cPAH toxic equivalent concentrations were less than the MTCA Method A CUL.
- **VOCs.** Analytical results for VOCs are summarized in Table 5. VOCs, including BTEX and cVOCs, were either not detected at concentrations greater than the PQL or were detected at concentrations less than the MTCA Method A CULs in all soil samples analyzed.

3.2.2 Groundwater Investigation

The shallow groundwater investigation consisted of collecting grab groundwater samples from temporary wells in direct push borings RI-DP1, RI-DP2, and RI-DP4 in February and March 2025 and measuring depth to groundwater and collecting groundwater samples from monitoring wells RI-MW1 through RI-MW5 during four consecutive quarterly groundwater monitoring events in 2025. During quarterly RI groundwater monitoring, Ecology requested supplemental groundwater sampling and analysis for total and dissolved

lead. This supplemental groundwater sampling is in-process at the time of publication of this report, and the results will be presented in an RI Report Addendum expected to be complete by the end of 2026.

The approximate boring and monitoring well locations are shown in Figure 3. The groundwater investigation activities and results are summarized as follows.

3.2.2.1 DEPTH TO GROUNDWATER

Groundwater elevations and estimated potentiometric surfaces for the four quarterly monitoring events are shown in Figures 5 through 8 and presented in Table 1. As shown in the figures, groundwater in the shallow aquifer flows to the southeast and is consistent seasonally. Groundwater in the shallow aquifer ranged in depth from 10.98 to 11.14 feet bgs (52.10 to 51.94 feet NAVD 88) at RI-MW1 in the western portion of the Property, with an observed seasonal variation of 0.16 feet between summer and winter monitoring events. Shallow groundwater in the eastern portion of the Property at RI-MW5 ranged in depth from 11.57 to 11.85 feet bgs (41.86 to 41.58 feet NAVD 88), with an observed seasonal variation of 0.47 feet. Groundwater in the deep, confined aquifer ranged in depth from 5.38 to 6.15 feet bgs (60.45 to 59.68 feet NAVD 88) at GEI-1 in the western portion of the Property, with an observed seasonal variation of 1.01 feet. Deep groundwater in the southeastern portion of the Property at GEI-4 ranged in depth from 9.05 to 12.19 feet bgs (49.20 to 44.38 feet NAVD 88), with an observed seasonal variation of 4.82 feet.

3.2.2.2 GROUNDWATER SAMPLE COLLECTION AND CHEMICAL ANALYSIS

Grab groundwater samples were collected from direct push borings and monitoring wells using low-flow methods. Procedures for groundwater sample collection, handling, and transport to the laboratory are presented in Appendix B. A total of three grab groundwater samples and 27 groundwater samples were submitted to OnSite Environmental of Redmond, Washington. The samples were analyzed for one or more of the following COI:

- Gasoline-range hydrocarbons by NWTPH-G;
- TPH-D and TPH-O by NWTPH-Dx, with and without SGC;
- VOCs by EPA Method 8260, including BTEX; and
- Total and dissolved lead by EPA Method 6020D[2].

3.2.2.3 GROUNDWATER ANALYTICAL RESULTS

Laboratory analytical reports are included in Appendix C; analytical results are summarized in Tables 6 and 7 and Figure 3, and described as follows.

- **TPH.** Analytical results for TPH are summarized in Table 6. TPH-G was not detected in groundwater samples at concentrations greater than the PQL. TPH-D and TPH-O were not detected greater than the PQL in any samples when run with SGC. TPH-D was detected in only one sample analyzed without SGC; the sample was collected from RI-MW1 and the detected concentration was 260 µg/L. TPH-O was detected in samples collected from RI-MW1, RI-MW3, RI-MW5, and RI-DP2; the maximum concentration was 320 µg/L, which was detected in a sample collected from RI-MW1.

[2] Analysis for total and dissolved lead was started in August 2025. The final two quarters of sampling will occur in in the first an second quarters of 2026, and an RI Amendment describing the results will be submitted.

- **Metals.** Analytical results for metals are summarized in Table 6. Total and dissolved lead were not detected at concentrations greater than the PQLs.
- **VOCs.** Analytical results for VOCs are summarized in Table 7. No VOCs were detected at concentrations greater than the MTCA Method A CULs. Benzene was detected in only the grab groundwater sample from RI-DP2; the detected concentration was 0.67 µg/L. Acetone was detected in two samples collected from RI-MW1 at a maximum concentration of 7.2 µg/L. Tetrachloroethene (PCE) was detected in samples collected from RI-MW1, RI-MW3, and RI-MW4; the maximum detected concentration was 1. µg/L in the sample collected from RI-MW3. Trichloroethene (TCE) was detected in samples collected from RI-MW3; the maximum detected concentration was 0.48 µg/L. Cis-1,2-Dichloroethene was detected in one sample from RI-MW3 at a concentration of 0.34 µg/L.

3.2.3 UST Survey

A GPR survey conducted on January 27, 2026 identified a subsurface anomaly indicative of a UST on the northern portion of the Site. The base of the UST was measured at approximately 10.5 feet bgs. The approximate configuration of the UST is shown in Figure 9. An apparent UST fill port was opened, and product was confirmed at a depth of approximately 5.5 feet bgs.

3.2.4 Data Quality Evaluation

Laboratory data for samples collected by GeoEngineers were subject to an EPA-defined Stage 2B data validation (EPA Document 540-R-08-005; EPA 2009). The results of the data quality review are presented in the Validation Reports provided in Appendix C. Data collected from the Site has been entered into Ecology's Environmental Information Management System (EIM) database.

3.2.5 Investigation-derived Waste

Investigation-derived waste (IDW) consisting of soil and water generated during the RI drilling and sampling activities, was placed in Department of Transportation (DOT)-approved 55-gallon drums and temporarily stored on site pending characterization and disposal. IDW were characterized using the soil and groundwater sample data presented in Tables 2 through 7. Procedures for IDW management are found in Appendix B. IDW was disposed of at US Ecology Idaho Site B in Grandview, Idaho. Signed copies of the transport manifests are provided in Appendix D.

3.3 SUMMARY OF REMEDIAL INVESTIGATION FINDINGS

Key findings for soil and groundwater from the RI and 2019 Phase II ESA are summarized as follows.

3.3.1 Soil

- One UST of unknown capacity containing product is present on the northern portion of the Site (see Figure 9). TPH-D and TPH-O were detected in soil samples collected from borings P14, P16, and RI-MW1, completed at locations south and northeast of the UST, at concentrations less than MTCA CULs (Figure 9). TPH were not detected in soil samples collected from borings P15 and RI-DP11 completed west of the UST. The approximate extent of TPH-impacted soil extends 10 feet northeast and 5 feet south of the UST. TPH-impacted soil was not identified west and upgradient of the UST.
- Lead and TPH-O are present at concentrations greater than MTCA Method A CULs in soil in the northeastern portion of the Property. The approximate areal extent of lead-contaminated soil is shown

in Figure 9. The areal extent of lead contamination to the east and south has not been determined due to the presence of the existing Property building, underground utilities, and the City of Seattle ROW. The vertical extent of lead contamination has been delineated to a depth of 12 feet bgs.

- As discussed in Section 2.2.1, the calculated TEQ for cPAHs exceeded the MTCA Method A CUL of 0.1 mg/kg in one soil sample collected from 2019 boring P11, located in the far southeast corner of the Property (see Figure 2). However, the TEQ was not based on a detected concentration; instead, the TEQ was based on one-half of the method detection limit. The laboratory report noted the sample was diluted, detection and reporting limits were raised, and surrogate recoveries may not be meaningful. Based on the laboratory report the TEQ for this sample does not represent a data point that is actionable or requires further investigation.
- cVOCs, including PCE, TCE, and cis-1,2-dichloroethene are present in soil at the Site at concentrations less than the MTCA Method A CULs. The approximate estimated extents of cVOC impacted soil are shown in Figure 4 and include the northern and northeastern portions of the Property, extending from the vicinity of the UST east to RI-MW3 and south to RI-MW4. cVOC impacted soil was identified at RI-DP3 located in the central portion of the Property.
- Site COCs were not detected at concentrations greater than MTCA cleanup levels in the 2019 soil samples collected from King County Parcel No. 713830-0015, located north of South Forest Street.

3.3.2 Groundwater

- Shallow groundwater at the Site occurs at depths between 3.65 to 11.78 feet bgs, and flows to the southeast. Deeper groundwater occurs below a confining layer of clay and is interpreted to flow generally east or southeast, aligning with the topography of Beacon Hill (GeoEngineers 2025b).
- Given the distance and topographic barriers, groundwater at the Site is not likely to be in communication with Lake Washington.
- COI were not detected at concentrations exceeding MTCA CULs in quarterly RI groundwater samples collected from monitoring wells RI-MW1 through RI-MW5. Groundwater monitoring for total and dissolved leads is ongoing and the results will be presented in an RI Addendum Report, as discussed above.
- TPH-D and/or TPH-O were detected at concentrations exceeding MTCA CULs in the grab groundwater samples collected from borings P13 and P16 during the 2019 Phase II ESA (Table 6). However, TPH-D and TPH-O were not detected at concentrations exceeding MTCA CULs in the four quarterly RI groundwater samples collected from monitoring wells RI-MW1 and RI-MW3, which were installed adjacent to the location of these 2019 borings (see Figure 10).
- cVOCs, including PCE, TCE, and cis-1,2-dichloroethene are present at concentrations less than the MTCA Method A CULs in groundwater at the Site. Chlorinated VOCs were detected in groundwater samples collected from monitoring wells RI-MW1, RI-MW3, and RI-MW4.

3.3.3 Areas of Concern

Based on the findings described in Section 3.3, the following four areas of concern (AOCs) have been identified at the Property. The approximate locations of these AOCs are shown in Figure 4.

- **AOC 1 (Remedial Area 1)** – This includes part of the northern portion of the Property where a UST is located and groundwater is impacted with TPH-D at concentrations greater than MTCA Method A CULs based on the results of grab groundwater samples collected from boring P16. The results of analysis of grab groundwater samples may not be representative of actual groundwater conditions due to the potential for suspended sediments to bias analytical results. TPH-D and TPH-O were not detected at concentrations exceeding MTCA CULs in the four quarterly RI groundwater samples collected from monitoring wells RI-MW1, which was installed in Remedial Area 1 (GeoEngineers 2026). TPH-D, TPH-O, and BTEX constituents were detected at concentrations less than MTCA Method A or B CULs in soil samples collected from Remedial Area 1.
- **AOC 2 (Remedial Area 2)** – This includes part of the northeastern portion of King County Parcel No. 308500-2100 where groundwater is impacted with TPH-D and TPH-O at concentrations greater than MTCA Method A CULs based on the results of grab groundwater samples collected from boring P13. TPH-D and TPH-O were not detected at concentrations exceeding MTCA CULs in the four quarterly RI groundwater samples collected from monitoring wells RI-MW3, which was installed in Remedial Area 2 (GeoEngineers 2026). Lead and TPH-O are present at concentrations greater than MTCA Method A CULs in soil in Remedial Area 2 at depths between approximately 8.8 and 10.5 feet bgs (GeoEngineers 2026; SES 2019b). The concentrations of lead exceed the threshold that results in classification of this soil as hazardous waste under Washington State Dangerous Waste Regulations (WAC Chapter 173-303).
- **AOC 3 –** This includes the central portion of the Property where soil is impacted with cVOCs including but not limited to PCE at concentrations less than MTCA CULs but requiring special handling and disposal under a Contained-In Determination (CID) from Ecology.
- **AOC 4 –** This includes the northeastern portion of the Property where CID soil may potentially be present. AOC 4 overlaps remedial areas AOC 1 and AOC 2. Shallow groundwater in AOC 4 may be impacted with cVOCs and/or petroleum-related contaminants.

4.0 Conceptual Site Model

This section presents the conceptual site model (CSM) developed for the Site based on historical land use and the results of the investigations described in Sections 2.0 and 3.0. The CSM includes the sources of contamination, COCs, media of concern, nature and extent of contamination and potential exposure pathways that could affect human or environmental health. The CSM is used to develop feasible cleanup options and to select a preferred cleanup action for the Site.

4.1 SOURCES OF CONTAMINATION

Contamination at the Site is associated with undocumented fill soil, former UW Laundry facility operations, former bowling alley operations, and leaks from a UST on the Property. The results of the RI indicate there may be two separate layers of fill on the Site: a deeper undocumented fill layer situated on top of the native glacial deposits, and a shallow fill layer which is likely attributed to the 5,200 cubic yards of fill material placed during grading of the Property in approximately 1983. The presence of COCs in soil appears to be primarily associated with the deeper fill layer and the area immediately around the UST.

4.2 CONTAMINANTS OF CONCERN

The COCs for the Site are the COI that have been detected at concentrations greater than MTCA Method A CULs in environmental media during the environmental investigations described in Sections 2 and 3 and remain in-place at the Site. The following tables summarize the proposed COCs for soil and groundwater at the Site:

SOIL					
COC	MTCA METHOD A OR B CLEANUP LEVEL (mg/kg)	MAXIMUM DETECTED CONCENTRATION (mg/kg)	LOCATION AND DEPTH OF MAXIMUM DETECTED CONCENTRATION	NUMBER OF MTCA METHOD A OR B CLEANUP LEVEL EXCEEDANCES/TOTAL NUMBER OF SAMPLES ANALYZED	
				2025 REMEDIAL INVESTIGATION	2019 PHASE II ESA
Lead	250	660	RI-DP8 at 10.5 feet bgs	3 / 38	0 / 9
TPH-D	2,000	840	P13 at 10 feet bgs	0 / 38	0 / 10
TPH-O	2,000	3,700	P13 at 10 feet bgs	0 / 38	1 / 10

GROUNDWATER					
COC	MTCA METHOD A OR B CLEANUP LEVEL (µg/L)	MAXIMUM DETECTED CONCENTRATION (µg/L)	LOCATION OF MAXIMUM DETECTED CONCENTRATION	NUMBER OF MTCA METHOD A OR B CLEANUP LEVEL EXCEEDANCES/TOTAL NUMBER OF SAMPLES ANALYZED	
				2025 REMEDIAL INVESTIGATION	2019 PHASE II ESA
TPH-D	500/700*	1,800	P16	0/28	2 / 4
TPH-O	500/700*	520	P13	0/28	1 / 4
Sum of TPH-D and TPH-O	500/700*	2,090	P16	0/28	2 / 4

Note: asterisk (*) denotes cleanup level for samples analyzed using acid-silica gel cleanup.

4.3 MEDIA OF CONCERN

The media of concern for the Site are the following environmental media in which COCs have been detected at concentrations exceeding MTCA CULs.

- Soil is a confirmed medium of concern at the Site as a result of the detection of lead and TPH-O at concentrations greater than MTCA CULs.
- Groundwater is a potential medium of concern at the Site as a result of the detection of TPH-D and TPH-O in 2019 grab groundwater samples at concentrations greater than MTCA CULs. However, quarterly groundwater sampling completed during the RI in 2025 indicates groundwater at the Site is not contaminated. Groundwater at the Site is being further evaluated during ongoing supplemental groundwater monitoring requested by Ecology, which will be presented in an RI Report Addendum.

4.4 NATURE AND EXTENT OF CONTAMINATION

The results of the RI and prior investigations indicate that COC-impacted soil and groundwater may be present in AOCs 1 and 2. The approximate locations of AOCs 1 and 2 are shown in Figure 11, and the approximate vertical extents of COCs in AOCs 1 and 2 are shown in Cross Section A-A' provided in Figure 12. The extents of COC-impacted soil and groundwater in these AOCs is described as follows.

4.4.1 AOC 1

The approximate areal extent of COC-contaminated shallow groundwater (i.e., groundwater with COCs at concentrations greater than MTCA Method A CULs) in AOC 1 is defined by the 2019 grab groundwater sample collected from boring from P16 (Table 6 and Figure 10). Quarterly groundwater sampling completed during the RI in 2025 indicates groundwater in this area is not contaminated. Groundwater conditions at the Site are being further evaluated as part of supplemental groundwater monitoring requested by Ecology. Based on the available information, the approximate potential areal extent of COC-contaminated shallow groundwater in AOC 1 is delineated by the absence of COCs at concentrations exceeding MTCA Method A CULs in groundwater samples collected from RI-MW3 and RI-MW2.

4.4.2 AOC 2

Lead contaminated soil (i.e., soil with lead and TPH at concentrations greater than MTCA Method A CULs) is present on the northeast portion of King County Parcel No. 308500-2100 proximate to borings P13, RI-DP8, RI-DP10, and RI-MW3 from 8.8 feet bgs to at least 10.5 feet bgs. As shown in Figure 11, contaminated soil may extend beneath the existing building to the south and to the east-northeast into the City ROW, but does not extend to the north, northeast, or west, as demonstrated by soil samples collected at borings RI-DP6, RI-DP7, and RI-DP9, respectively.

COC-contaminated shallow groundwater was encountered at boring location P13 proximate to monitoring well RI-MW3 and the area of lead-contaminated soil. However, quarterly RI groundwater samples collected in these areas from monitoring wells RI-MW1 and RI-MW3 did not have COC concentrations exceeding MTCA CULs. The approximate potential areal extent of COC-contaminated shallow groundwater in AOC 2 is defined by the 2019 grab sample from P13 (Table 6 and Figure 10). Quarterly groundwater sampling completed during the RI in 2025 indicates groundwater in this area is not contaminated and is being further evaluated as part of ongoing supplemental groundwater monitoring requested by Ecology.

4.5 POTENTIAL EXPOSURE PATHWAYS

Exposure pathways describe the mechanisms by which an individual or population is exposed or has the potential to be exposed to media of concern at a Site (WAC 340-350 (7)€(ii)). The following sections summarize potential exposure pathways for the Site.

4.5.1 Direct Contact

COC-contaminated soil is present in AOC 2 at depths ranging from approximately 8.8 to up to 17.5 feet bgs (Table 3). The direct contact to soil pathway is currently incomplete due to the depth of soil contamination beneath existing Site hardscapes. The direct contact pathway will be eliminated by excavation of contaminated soil to the extent practicable during the planned cleanup actions and implementation of engineered controls in the form of buildings and hardscapes to prevent contact with any residual contaminated soil that may remain in place after excavation has been completed.

4.5.2 Soil Vapor to Indoor Air

VOC-impacted soil is present in AOC 3 and AOC 4. Based on the results of the RI, the soil vapor to indoor air pathway is a pathway of concern. The potential for vapor intrusion into the future buildings will be evaluated after the excavation for redevelopment has been completed. If necessary to prevent vapor intrusion, a soil vapor barrier will be installed beneath the future residential buildings.

4.5.3 Soil to Groundwater

COC-contaminated soil is present in AOC 2 at depths ranging from approximately 8.8 to 17.5 feet bgs (Table 3) and shallow groundwater was encountered at depths ranging from 3.65 and 11.85 feet bgs at the Site (Table 1). These results suggest that contaminated soil may be in contact with shallow groundwater; therefore, the soil-to-groundwater pathway at the Site is a pathway of concern. However, groundwater monitoring indicates that groundwater at the Site does not appear to be contaminated, shallow groundwater is perched and limited in extent and non-recoverable for potable groundwater purposes, and the apparent upward vertical hydraulic gradient documented at the Site during drilling in the deep aquifer likely inhibits future migration of contamination from shallow to deeper groundwater. The RI addendum will assess whether groundwater conditions demonstrate that the soil to groundwater pathway is no longer complete.

4.5.4 Soil to Surface Water (runoff)

There is no surface water at the Site. COC-contaminated soil currently is and will in the future remain covered by hardscapes; therefore, stormwater will not come into contact with contaminated soil at the Site. Accordingly, the soil-to-surface water (runoff) pathway is incomplete. Erosion and sediment control best management practices (BMPs) will be implemented during the planned cleanup action and improvements. All stormwater that may come into contact with soil with COCs during the cleanup action and improvements will be captured and, if necessary, treated and discharged under permit or disposed of off-property. Therefore, the soil to surface water exposure pathway will not be complete during or after redevelopment construction.

4.5.5 Groundwater to Surface Water and Sediment

COC-contaminated groundwater may be present at the Site proximate to borings P13 and P16 (Table 6) based on the results of analysis of grab groundwater samples collected from temporary well points placed in these borings. However, COCs were not detected at concentrations exceeding MTCA CULs in groundwater samples collected from monitoring wells at the Site during four consecutive quarterly RI groundwater sampling events, surface water is not present at the Site, and it is unlikely that groundwater from the Site contributes to Lake Washington, which is the nearest surface water body. Therefore, the groundwater to surface water exposure pathway at the Site is considered to be incomplete.

4.6 TERRESTRIAL ECOLOGICAL EVALUATION

A Terrestrial Ecological Evaluation (TEE) determines whether a release of hazardous substances to soil may pose a threat to the terrestrial environment, characterizes threats to terrestrial plants or animals and establishes site-specific cleanup standards for the protection of terrestrial plants and animals.

Under MTCA, a TEE is required for all Sites unless an exclusion under WAC 173-340-7491(1)(a) through (d) applies. None of the exclusions or site-specific criteria defined in WAC 173-340-7491 apply to the Site and as a result, a simplified TEE was completed in accordance with WAC 173-340-7490. The results of the simplified TEE using MTCA Table 749-1 are summarized in the following table.

SIMPLIFIED TERRESTRIAL ECOLOGICAL EVALUATION SUMMARY

SIMPLIFIED TERRESTRIAL ECOLOGICAL EVALUATION – EXPOSURE SCENARIO 2 EVALUATION STEP	SCORE	SITE ANALYSIS
Line 1 – Estimate the area of contiguous (connected) undeveloped land on the site or within 500 feet of any area of the site to the nearest ½ acre (1/4 acre if the area is less than 0.5 acre). The number of points corresponding to the area is as follows: ■ 0.25 or less acres – 4 points ■ 0.5 acres – 5 points ■ 1.0 acres – 6 points ■ 1.5 acres – 7 points ■ 2.0 acres – 8 points ■ 2.5 acres – 9 points ■ 3.0 acres – 10 points ■ 3.5 acres – 11 points ■ 4.0 or more acres – 12 points	8	Undeveloped areas of within 500 feet of the Site comprise no more than 2.0 acres. Active roadways and fencing provide a significant barrier between Site and the wooded areas of Cheasty Greenspace. 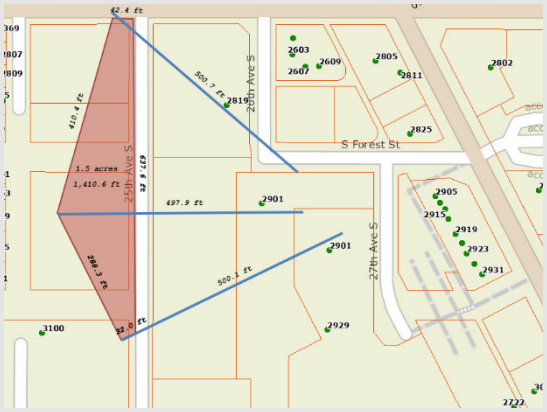
Line 2 – Is this an industrial or commercial property? If yes, enter a score of 3. If no, enter a score of 1.	3	The Site is currently zoned for mixed-use (SM-NR 95 (M)), both residential and commercial development are allowed. Current use is commercial, planned future use is residential.
Line 3 – Is the habitat quality of the site high, intermediate or low. Enter a score of 1 for high, 2 for intermediate and 3 for low.	3	The habitat quality of the Site is low. The Site is covered with pavement or structures.
Line 4 – Is the undeveloped land likely to attract wildlife? If yes, enter a score of 1 in the box to the right. If no, enter a score of 2.	1	Undeveloped land in the Cheasty Greenspace area is wooded and is likely to attract wildlife given the urban location in a developed area.
Line 5 – Are there any of the following soil contaminants present: Chlorinated dioxins/furans, PCB mixtures, DDT, DDE, DDD, aldrin, chlordane, dieldrin, endosulfan, endrin, heptachlor, benzene hexachloride, toxaphene, hexachlorobenzene, pentachlorophenol, or pentachlorobenzene? If yes, enter a score of 1 in the box to the right. If no, enter a score of 4.	4	Chlorinated dioxins/furans, PCB mixtures, DDT, DDE, DDD, aldrin, chlordane, dieldrin, endosulfan, endrin, heptachlor, benzene hexachloride, toxaphene, hexachlorobenzene, pentachlorophenol, and pentachlorobenzene have not been identified in the soil at the Site.
Line 6 – Add the numbers in the boxes on lines 2-5 and enter this number in the box to the right. If this number is larger than the number in the box on line 1, the simplified evaluation may be ended.	11	The score for the Site is lower than the score for Item 1. As a result, the simplified TEE for the Site indicates that there is not a substantial threat of significant adverse effects to terrestrial ecological receptors for the Site.

A copy of the completed TEE form for the Site is included in Appendix E. The Site is unlikely to pose risks to terrestrial ecological receptors and therefore, in accordance with Ecology's TEE process, the simplified evaluation is complete.

4.7 ENVIRONMENTAL JUSTICE

WAC 173-340-380(5)(c) requires parties conducting cleanup actions to consider potential impacts to vulnerable populations and overburdened communities (VP/OC) if a site is located within an area where VPs/OCs are present, as described in Ecology Publication No. 24-09-044 (Ecology 2024).

The Washington State Department of Health developed the Environmental Health Disparities (EHD) Map for identifying geographic areas with VP/OC. A copy of the portion of this map for the Site is included in Appendix F. GeoEngineers reviewed the map and determined that the Site and nearby properties include VPs/OCs for the following reason:

- The Washington State Department of Health identifies VP/OCs as having EHD ranks of 9 or 10. The potentially exposed population near the Site has an EHD index rank of 10.

Based on these results, cleanup strategies for the Site need to consider potential impacts to any VPs/OCs.

4.8 CLIMATE CHANGE EVALUATION

WAC 173-340-350(6)(f) requires parties conducting cleanup actions to evaluate potential impacts from climate change. GeoEngineers reviewed information in the Climate Mapping for a Resilient Washington tool (GIS Mapping Tool) developed by the University of Washington (University of Washington 2024) to evaluate whether cleanup of the Site may be susceptible to climate change impact from factors including sea level rise, wildfire, reduced snowpack, flooding, extreme precipitation, extreme heat and drought. Relevant images from the GIS Mapping Tool are included in Appendix G.

The GIS Mapping Tool indicates the following likelihood of climate change-related impacts adversely affecting the Site and surrounding area:

- **Sea Level Rise**: The GIS Mapping Tool indicates areas where there is a 50 percent or greater likelihood of sea level rise resulting from climate change in the next 30 years relative to the average sea level in the period from 1991 to 2009. The Site is not included in the areas identified on the map; therefore, it is not anticipated that cleanup at the Site would be impacted by sea level rise due to climate change.
- **Wildfire:** The GIS Mapping Tool indicates areas where changing conditions would result in an increase in high fires, or days on which 100-hour fuel moisture is less than the historical 20th percentile. The map indicates that the Site is estimated to experience an increase of 6 high fire days from 2020 to 2049. However, the Site is not located in a heavily forested area that would be subject to wildfire; therefore, it is not anticipated that cleanup at the Site would be impacted by wildfires due to climate change.
- **Reduced Snowpack**: The GIS Mapping Tool indicates areas where there may be decreased snowpack as measured on April 1, resulting from climate change in the next 30 years. The Site is not included in the areas identified on the map; therefore, it is not anticipated that cleanup at the Site would be impacted by changes in snowpack due to climate change.

- **Flooding**: The GIS Mapping Tool indicates areas where the 25-year peak streamflow events based on 1980 to 2009 high stream flow values occur at return intervals more frequently than 25 years during the time period from 2020 through 2049. The Site is not included in the areas identified on the map; therefore, it is not anticipated that cleanup at the Site would be impacted by flooding due to climate change.
- **Extreme Precipitation**: The GIS Mapping Tool indicates areas where there is an increase in the intensity of a 2-year storm event resulting from climate change from 2020 to 2049 relative to rainfall intensity data from 1980 to 2009. The Site is part of an area identified on the map where intensity may increase by 2 percent. However, cleanup of the Site is not expected to be impacted by this increase in rainfall intensity for the following reasons:
  - Pavement proximate to the cleanup action area will be replaced and will convey stormwater runoff away from the cleanup action area.
  - Potential accumulated water in the excavation will be collected and managed in accordance with the National Pollution Discharge Elimination System (NPDES) Construction Stormwater General Permit (see Section 5.2 for additional details).
- **Extreme Heat**: The GIS Mapping Tool indicates areas where there will be a change in average summer maximum temperature compared with baseline 1980 to 2009 baseline data. The map indicates that the Site is estimated to experience an increase of 3.7 °F in average summer maximum temperature from 2020 to 2049. The change in average summer maximum temperature is an indicator of heat stress for people, ecosystems and infrastructure; however, it is anticipated that the increase of 3.7 degrees is not expected to impair improvement construction and cleanup of soils with COC concentrations greater than MTCA Method A CULs.
- **Drought**: The GIS Mapping Tool indicates areas where there will be a change in total annual precipitation compared with 1980 to 2009 baseline data. The map indicates that the Site is estimated to experience an increase of 5 inches (approximately 2.8 percent) from 2020 to 2049. This nominal increase is not expected to impact cleanup of the Site.

Based on a review of information in the GIS Mapping Tool, it is unlikely that conditions at the Site would be impacted by climate change, therefore, the cleanup strategy for the Site will not be impaired by climate change.

5.0 Proposed Cleanup Standards

Proposed cleanup standards consist of (1) CULs that are protective of human health and the environment, and (2) the point of compliance at which the CULs must be met. The proposed cleanup standards for the Site are presented as follows.

5.1 PROPOSED CLEANUP LEVELS

Cleanup levels under MTCA may be established under Method A, Method B or Method C. Per WAC 173-340-704(1), MTCA Method A CULs for unrestricted land use are appropriate for use at sites where:

- Few hazardous substances have been detected;
- The site is undergoing a routine cleanup action; and
- Numerical standards are available for applicable COCs and media of concern.

Groundwater samples collected during the RI were analyzed for TPH-D and TPH-O in accordance with Ecology's 2023 Silica Gel Guidance, which includes a polar metabolite cleanup level for TPH-D/TPH-O. Per the guidance, sites using the SGC analytical method that have no detectable TPH-D/TPH-O concentrations in groundwater may apply the polar metabolite cleanup level of 700 µg/L. Based on the results of RI groundwater sampling, the Site qualifies for the use of the polar metabolite cleanup level for TPH in groundwater.

The following proposed CULs are relevant for the Site:

Soil

- TPH-D – 2,000 mg/kg (MTCA Method A)
- TPH-O – 2,000 mg/kg (MTCA Method A)
- Total TPH-D and TPH-O – 2,000 mg/kg (MTCA Method A)
- Lead – 250 mg/kg (MTCA Method A)

Groundwater

- TPH-D – 700 µg/L (Polar metabolite cleanup level)
- TPH-O – 700 µg/L (Polar metabolite cleanup level)
- Total TPH-D and TPH-O – 700 µg/L (Polar metabolite cleanup level)
- Lead – 15 µg/L (MTCA Method A)

5.2 PROPOSED POINTS OF COMPLIANCE

The points of compliance are the locations at which CULs in each medium of concern must be attained to meet the requirements of MTCA. The following points of compliance for the Site were established in accordance with WAC 173-340-720(8) for soil and groundwater.

- The point of compliance for soil is defined as all soil at the Site where analytical results of in-situ soil samples have detected concentrations of COCs greater than the proposed cleanup level (PCUL; i.e., the standard point of compliance under MTCA).
- The point of compliance for groundwater is the standard point of compliance defined in MTCA as all groundwater throughout the Site from the uppermost level of the saturated zone extending vertically to the lowest depth which could potentially be affected by COCs at the Site.

6.0 Feasibility Study

The FS for the Site was conducted in accordance with WAC 173-340-351 to develop and evaluate cleanup action alternatives and select a preferred alternative that meets MTCA requirements. The FS considered requirements for selection of cleanup actions under WAC 173-340-360, current conditions at the Site, and planned improvements at the Property. This section identifies viable cleanup alternatives and discusses applicable or relevant and appropriate requirements (ARARs) for the cleanup alternatives, evaluates the identified cleanup alternatives and identifies a preferred cleanup alternative that would constitute the final remedy for the Site.

6.1 APPLICABLE OR RELEVANT AND APPROPRIATE REQUIREMENTS

Under MTCA (WAC 173-340-710) all cleanup actions must comply with ARARs. The following ARARs are anticipated to be the primary applicable requirements for cleanup of the Site:

- MTCA, RCW Chapter 70.105D;
- MTCA, WAC 173-340;
- Occupational Safety and Health Act, Part 1910 of Title 29 of the Code of Federal Regulations (CFR);
- Washington State General Occupational Health Standards, WAC 296-62;
- State Environmental Policy Act, WAC 197-11, and State Environmental Policy Act Procedures, WAC 173-802.
- Safety Standards for Construction Work, WAC 296-155;
- Accreditation of Environmental Laboratories, WAC 173-50;
- Washington State Solid Waste Management Laws and Regulations, RCW Chapter 70.95, WAC 173 351 and WAC 173-304;
- Dangerous Waste Regulations, WAC 173-303; and
- Applicable local permits and ordinances indicated by the City of Seattle Municipal Code and King County Code.

The objective for the cleanup alternatives is to eliminate, reduce or otherwise control to the extent feasible and practicable, unacceptable risks to human health and the environment posed by COC-contaminated soil and groundwater at the Site in accordance with ARARs. Specifically, the objective for the cleanup alternatives is to mitigate risks associated with the following potential receptors and exposure routes:

- Direct contact with COC-contaminated soil;
- Leaching/migration of COCs from soil to groundwater; and
- Soil vapor to indoor air.

The cleanup alternatives will mitigate these risks by meeting the PCULs identified in Section 5.1.1 at the points of compliance identified in Section 5.1.2.

6.2 SCREENING EVALUATION OF REMEDIATION TECHNOLOGIES

Based on the results of the RI, remedial action is necessary to address COC-contaminated soil and groundwater at the Site. The approximate areal extents of COC-contaminated soil and/or groundwater are shown in Figure 11 and the approximate vertical extent of soil with COCs at concentrations greater than PCULs is shown in Figure 12.

This section presents the screening evaluation for remediation technologies that potentially meet the ARARs described in Section 6.1.

The following four remediation technologies for COC-contaminated soil and groundwater at the Site were evaluated:

- Engineering and institutional controls;
- In-situ treatment; and
- Excavation and off-property disposal.

GeoEngineers identified the methods and process options for each technology, then scored each technology in accordance with MTCA criteria for evaluation of permanence to the maximum extent practicable, and reasonable restoration time frame (WAC 173-340-360[3] and 173-340-360[4]). Criteria used for scoring included implementability, protectiveness, permanence, effectiveness, short-term risk management, restoration time frame, consideration of public concerns and cost.

The scores for each remediation technology were totaled, and the remediation technologies were ranked according to total score. The screening results are presented in Table 8. The highest-scoring remediation technologies were compiled into viable cleanup alternatives for the Site, as discussed in Section 6.3.

All four remediation technologies were retained for consideration after the preliminary screening.

6.3 CLEANUP ALTERNATIVES

GeoEngineers formulated the following potentially viable cleanup alternatives using the remediation technologies. A summary of the identified Areas of Concern/Remedial Areas are presented in Section 3.3.1. Areas of Concern are shown in Figure 4 and Remedial Areas are shown in Figure 11.

Cleanup Alternative 1—In-situ Treatment and Engineering/Institutional Controls

Alternative 1 includes the following:

- Demolition and off-property disposal of existing structures and hardscapes as necessary access COC-contaminated soil and groundwater.
- Treating soil and groundwater contaminated with petroleum-related COCs in Remedial Area 1 and Remedial Area 2 using thermal remediation methods such as steam-enhanced extraction, electrical-resistance heating or thermal-conductive heating. This method involves the injection of energy into the subsurface to mobilize and recover volatile and semi-volatile organic compounds and petroleum hydrocarbons. Thermal treatment technologies would not address soil contaminated with lead.
- Conducting compliance monitoring to evaluate whether soil CULs are met within the treatment area.
- Addressing any residual COC-contaminated soil and groundwater that may remain in place after thermal treatment using the following methods:
  - Engineered controls in the form of planned improvements of the Site and other hardscapes to prevent contact with the residual COC-contaminated soil and groundwater.
  - For residual contaminated soil and groundwater that may remain on the Property, implementation of institutional controls in the form of an environmental covenant recorded against the title for the Property that requires implementation of an Environmental Media Management Plan (EMMP), maintaining hardscapes, and restrictions on the use of groundwater at the Site.
  - Coordination with the City of Seattle regarding the presence of residual COC-contaminated soil and groundwater within the public ROW and the proposed use of institutional controls in the form of an environmental covenant that govern future utility or infrastructure work in the ROWs.

Cleanup Alternative 2—Excavation and Off-Property Disposal and Engineering/Institutional Controls

Cleanup Alternative 2 includes the following:

- Demolition and off-property disposal of existing structures and hardscapes as necessary access COC-contaminated soil and groundwater.
- Decommissioning the UST by removal, excavation of soil contaminated with petroleum-related COCs in Remedial Area 1, and disposal of the product recovered from the UST, the UST, and the excavated soil at a licensed facility. The depth of the excavation in Remedial Area will be determined by the contractor and project engineer during excavation activities; however, it is anticipated that the depth will not exceed approximately 17.5 feet bgs, which is the depth at which an apparent semi-confining clay layer was identified during the RI. The areal extent of the excavation not anticipated to extend north of the UST in the direction of the City ROW based on the results of the RI. However, if remedial excavation is required in this area, the excavation prism for contaminated soil will not extend to beneath the north-adjacent City ROW due to potential for undermining and compromising the structural integrity of the road. Based on soil samples collected in the vicinity of the UST, the contaminated soil would be expected to be categorized as non-dangerous waste suitable for disposal at a Subtitle D landfill or similar facility approved by the local permitting agency and Ecology. For cost estimating purposes in the FS, it is assumed that all of the diesel-contaminated soil removed adjacent to the UST would be disposed of at a Subtitle D (or similar) landfill.
- Excavation to depths of approximately 13.5 feet bgs in Remedial Area 2 to remove accessible COC-contaminated soil and disposal of the excavated soil at a licensed facility. The areal extent of the excavation will not extend to beneath the east-adjacent City ROW due to potential for undermining and compromising the structural integrity of the road. Therefore, we anticipate that some residual contaminated soil may remain in place beneath the road. The excavated soil would be characterized for disposal as required by MTCA, the Washington State Dangerous Waste Regulations, and the disposal facility. The contaminated soil is anticipated to fall into two categories: non-dangerous waste suitable for disposal at a Subtitle D landfill or similar facility approved by the local permitting agency and Ecology or dangerous waste requiring disposal at a Subtitle C landfill.
- Addressing potential COC-contaminated groundwater by removing the apparent source, which is COC-impacted soil.
- Conducting compliance monitoring to evaluate whether soil CULs are met at the limits of the excavation.
- Addressing residual COC-contaminated soil and groundwater that may remain in place after removal using the following methods:
  - Applying a treatment chemical to the base of the excavation. It is expected that groundwater will come into contact with treatment chemical during seasonal high groundwater and degrade and entrain residual petroleum in groundwater. This method would be effective for treatment of both residual soil and groundwater contamination following excavation.
  - Engineered controls in the form of planned buildings and other hardscapes to prevent contact with the residual COC-contaminated soil and groundwater.
  - For residual contaminated soil and groundwater that may remain on the Property, implementation of institutional controls in the form of an environmental covenant recorded against the title for the Property that requires implementation of an EMMP, maintaining hardscapes, and restrictions on the use of groundwater at the Site.

- Coordination with the City of Seattle regarding the presence of residual COC-contaminated soil and groundwater within the public ROW and the proposed use of institutional controls in the form of an environmental covenant that govern future utility or infrastructure work in the ROWs.

6.4 CLEANUP ALTERNATIVE EVALUATION

Consistent with WAC 173-340-360(2)(a): A cleanup alternative must satisfy the following threshold criteria:

- Protect human health and the environment;
- Comply with cleanup standards;
- Comply with applicable state and federal laws; and
- Provide for compliance monitoring.

Cleanup actions under MTCA must also meet the following secondary criteria:

- Provide for a reasonable restoration time frame based on the factors provided in WAC 173-340-360(4)(b);
- Use permanent solutions to the maximum extent practicable based on the criteria defined in WAC 173-340-360(3)(f); and
- Consider public concerns raised during public comment on the Cleanup Action Plan (CAP; WAC 173-340-600).

Cleanup Alternatives 1 and 2 were evaluated against these criteria. The evaluation and associated scoring are provided in Table 9. Based on the evaluation, Cleanup Alternative 2 is the more appropriate alternative because it meets the threshold and other requirements of MTCA, has a relatively short restoration period, and is compatible with the planned improvements at the Site.

The results of the evaluation are summarized in the following table.

CLEANUP ALTERNATIVE	SCREENING LEVEL EVALUATION
Cleanup Alternative 1 In-situ Treatment and Engineering/Institutional Controls	This alternative would meet MTCA threshold and other requirements for soil and groundwater contaminated with petroleum-related COCs; however, it would not meet the MTCA threshold and other requirements for lead-contaminated soil. Cleanup Alternative 1 presents a very high short-term risk from the application of heat and/or electrical energy to the subsurface. Accordingly, controls would need to be implemented to limit the risk posed by the added heat and/or energy. Given the proximity of the Site to City of Seattle ROW, thermal treatment of in-situ soil may potentially damage existing utilities located beneath the adjacent ROW. Cleanup Alternative 1 would need to be implemented prior to the planned improvements and likely would not be compatible with the construction schedule for these improvements.
Cleanup Alternative 2 Excavation and Off-Property Disposal and Engineering/Institutional Controls	This alternative would meet MTCA threshold and other requirements and scores high against the evaluation criteria for permanence. Cleanup Alternative 2 also is completely compatible with the improvement construction schedule, means and methods. A treatment chemical may be applied to the base of the excavation to treat any residual COC-contaminated soil and/or groundwater, if required. Planned hardscapes at the Site would eliminate the risk from exposure to any residual COC-contaminated soil and groundwater following the construction of improvements.

7.0 Preferred Cleanup Alternative

Sufficient information is presented in this RI/FS to support selection, design and implementation of a permanent cleanup action for the Site that is protective of human health and the environment.

Cleanup Alternative 2—Excavation and Off-Property Disposal and Engineering/Institutional Controls is considered the preferred alternative for the following reasons:

- Cleanup Alternative 2 will be an effective and permanent remedy to address COC-contaminated soil and groundwater identified at the Site while not impacting underground utilities present in the adjacent City ROWs.
- By containing excavation efforts and applying targeted institutional controls, the strategy will ensure that surrounding green spaces, native flora and public amenities are preserved to the greatest extent possible.
- Components of Cleanup Alternative 2 have been implemented at other similar sites and are technically feasible within the redevelopment framework and results in a significant overall reduction in Site contaminant mass.
- Cleanup Alternative 2 would not result in a significant addition of short-term risk beyond what is typical for a large construction project in an urban setting.

Cleanup Alternative 2 is expected to comply with applicable MTCA requirements for the following reasons identified in Sections 7.1 through 7.5.

7.1 PROTECTION OF HUMAN HEALTH AND THE ENVIRONMENT

As discussed in Section 4.1.5, the exposure pathways of concern include direct contact with soil in which COCs have been detected at concentrations greater than PCULs, soil vapor to indoor air, soil leaching to groundwater, soil runoff to surface water, and groundwater-to-surface water. Exposure pathways are considered complete under the following scenarios:

- The direct contact with soil exposure pathway becomes complete if a construction worker contacts or COC-contaminate soil and/or groundwater during the cleanup action.
- The soil to surface water exposure pathway becomes complete if COC-contaminated soil comes into contact with stormwater that could potentially discharge to surface water; therefore, the application of BMPs in line with a project-specific temporary erosion and sediment control plan will be implemented during the cleanup action.

The potential soil vapor to indoor air exposure pathway will be evaluated after the excavation for redevelopment has been completed. If necessary to prevent vapor intrusion, a soil vapor barrier will be installed beneath the future residential buildings.

The soil-to-groundwater exposure pathway is a pathway of concern based on the presence of COCs in soil potentially in contact with groundwater. This pathway will be addressed by the cleanup action and should not be considered a risk to human health or the environment as there are no drinking water wells within a 1-mile radius of the Site and the planned development will be provided with potable water from the City of Seattle municipal supply. The groundwater-to-surface water exposure pathway will be addressed by the cleanup action and will be monitored after the cleanup is completed to ensure that the pathway is no longer a concern.

Excavation and off-site disposal of contaminated soil is the most permanent and cost-effective cleanup option for the Site. To address residual COC-contaminated soil and/or groundwater that is left in place, a treatment chemical may be applied to the base of the excavation to treat any residual contaminated soil and/or groundwater, and an environmental covenant requiring groundwater to be managed in accordance with an EMMP will provide further protection against potential exposure to contamination remaining in place. In this manner, Cleanup Alternative 2 will protect human health and the environment over the long term by permanently removing contaminated soil and providing further protection against potential exposure.

The implementation of the EMMP will help mitigate potential future risks for construction workers engaged in utilities or future maintenance work. The environmental covenant, requiring implementation of the EMMP, will provide further protection against direct contact exposure pathways. In this way, Cleanup Alternative 2 will safeguard human health and the environment over the long term by implementing a program for the appropriate management of contaminated soil.

7.2 COMPLIANCE WITH CLEANUP STANDARDS

Cleanup Alternative 2 will adhere to the PCULs established in Section 5.1.1. Additionally, it will provide an EMMP for the management of potential contaminated soil that could remain beneath the ROW and any buildings following completion of the cleanup action.

7.3 COMPLIANCE WITH APPLICABLE STATE AND FEDERAL LAWS

Cleanup Alternative 2 will comply with the requirements of ARARs presented in Section 6.1, Potentially Applicable Local, State and Federal Laws. The cleanup action will be conducted as an independent cleanup action in accordance with applicable MTCA requirements.

7.4 PERMANENCE TO THE MAXIMUM EXTENT PRACTICABLE

Cleanup Alternative 2 is the more protective of the cleanup alternatives evaluated. Cleanup Alternative 2 will result in achievement of cleanup standards in soil at the Site by removing contaminated soil within the project boundaries, restricting direct contact with groundwater containing COCs at concentrations greater than PCULs, potential application of a treatment chemical will be applied to the base of the excavation to treat any residual contaminated soil and/or groundwater. This alternative entails a manageable and limited risk of short-term exposure and can be seamlessly executed during the planned improvements.

7.5 RESTORATION TIME FRAME

The preferred cleanup alternative will meet the requirements for cleanup actions under MTCA within approximately 1 year following the start of improvement activities (specifically, the estimated time for mass excavation, and environmental covenant filing), constituting a reasonable timeframe for restoration.

8.0 Limitations

This RI/FS has been prepared for use by MBTOD Phase One, LLLP and their authorized agents. GeoEngineers has performed RI and FS activities for the Site at 2901 27th Avenue South, in Seattle, Washington, in general accordance with our proposal dated January 30, 2025. Within the limitations of

scope, schedule and budget, our services were executed in accordance with generally accepted environmental science practices in this area at the time this report was prepared. No warranty or other conditions, express or implied, should be understood.

Any electronic form, facsimile or hard copy of the original document (email, text, table and/or figure), if provided, and any attachments are only a copy of the original document. The original document is stored by GeoEngineers, Inc. and will serve as the official document of record.

Please refer to Appendix H, titled "Report Limitations and Guidelines for Use," for additional information pertaining to the use of this report.

9.0 References

City of Seattle. 2026, Development Services Office Water and Sewer Research Map. https://experience.arcgis.com/experience/95749d0993164eefa99300182e99bd43, accessed February 2026.

GeoEngineers, Inc. (GeoEngineers). 2025a. Remedial Investigation Work Plan, UW Mount Baker Laundry Site/Mount Baker Station Development, Seattle, Washington. Prepared for Mercy Housing Northwest. January 31, 2025.

———. 2025b. Geotechnical Engineering Services Phase 1 Report, Mount Baker Transit Oriented Development, Seattle, Washington. Prepared for Mercy Housing Northwest. September 9, 2025.

———. 2026. Agency Review Draft Cleanup Action Plan, UW Mount Baker Laundry Site/Mount Baker Station Development, Seattle, Washington. Prepared for Mercy Housing Northwest. February 23, 2026.

SoundEarth Strategies (SoundEarth). 2019a. Phase I Environmental Site Assessment, UW Laundry Property, 2901 27th Avenue South, Seattle, Washington. Prepared for City of Seattle. October 8, 2019.

———. 2019b. Phase II Environmental Site Assessment, UW Laundry Property, 2901 27th Avenue South, Seattle, Washington. Prepared for City of Seattle. December 16, 2019.

U.S. Climate Data. 2024. Climate Seattle Washington. http://www.usclimatedata.com/climate/seattle/washington/united-states/uswa0395.

United States Geological Survey (USGS). 2025. StreamStats. https://streamstats.usgs.gov/ss/. Accessed February 3, 2026.

University of Washington. 2024. Climate Mapping for a Resilient Washington. Washington County Climate Projections (uw.edu). August 13.

Washington State Department of Ecology (Ecology). 1994. Natural Background Soil Metals Concentrations in Washington State. Publication No. 94-115. October 1994.

———. 2016a. Remedial Investigation Checklist. Publication No. 16-09-006. Revised June 2020.

———. 2016b. Feasibility Study Checklist. Publication No. 16-09-007. May 2016.

———. 2023. Toxics Cleanup Program. Guidance for Silica Gel Cleanup in Washington State. Publication No. 22-09-059. November 2023.

———. 2024. Toxics Cleanup Program, Implementation Memorandum No. 25: Identifying Likely Vulnerable Populations and Overburdened Communities under the Cleanup Regulations., January.

———. 2026. Washington State Well Log Viewer. https//fortress.wa.gov/ecy/waterresources/map/WCLSWebMap/ Accessed February 2026.

Tables

Table 1

Groundwater Elevations and Well Construction Summary

UW Mount Baker Laundry Site - RI/FS
Seattle, Washington

Monitoring Well Identification[1]	Date Installed	Screened Interval (ft bgs)	Surface Elevation (NAVD88)[2]	Top of Monitoring Well Casing Elevation (NAVD88)[2]	Date Gauged	Depth to Groundwater in Well (ft bTOC)	Total Depth Gauged in Well (ft bgs)	Groundwater Elevation (NAVD88)	Ecology Well Tag
RI-MW1	2/4/2025	7 - 17	63.30	63.08	2/6/2025	10.98	17.11	52.10	BQL-340
					4/29/2025	11.10	17.18	51.98	
					8/12/2025	11.14	17.02	51.94	
					11/12/2025	11.11	17.04	51.97	
RI-MW2	2/24/2025	5 - 15	51.54	51.23	3/5/2025	3.65	14.32	47.58	BQL-356
					4/29/2025	4.66	14.31	46.57	
					8/12/2025	4.75	14.31	46.48	
					11/12/2025	5.00	14.33	46.23	
RI-MW3	2/27/2025	5 - 15	52.73	52.44	3/5/2025	6.82	15.03	45.62	BQL-357
					4/29/2025	8.33	15.05	44.11	
					8/12/2025	8.54	15.02	43.90	
					11/12/2025	7.85	15.08	44.59	
RI-MW4	2/3/2025	15 - 25	53.85	53.47	2/6/2025	11.31	25.00	42.16	BQL-338
					4/29/2025	11.45	25.08	42.02	
					8/12/2025	11.78	25.08	41.69	
					11/12/2025	11.35	24.71	42.12	
RI-MW5	2/4/2025	7 - 17	53.84	53.43	2/6/2025	11.73	17.78	41.70	BQL-339
					4/29/2025	11.57	17.83	41.86	
					8/12/2025	11.85	17.81	41.58	
					11/12/2025	11.62	17.78	41.81	
GEI-1[3]	1/16/2025	25 - 35	66.14	65.83	2/6/2025	5.38	35.40	60.45	BQL-181
					4/29/2025	5.14	35.25	60.69	
					8/12/2025	6.15	34.75	59.68	
					11/12/2025	5.67	34.73	60.16	
GEI-2[3]	1/13/2025	50 - 60	53.84	53.20	2/6/2025	9.37	55.49	43.83	BQL-178
					8/12/2025	8.16	54.81	45.04	
GEI-3[3]	1/14/2025	5 - 15	58.41	58.25	2/6/2025	3.57	15.01	54.68	BQL-179
GEI-4[3]	1/15/2025	50 - 60	56.88	56.57	2/6/2025	12.19	58.82	44.38	BQL-180
					4/29/2025	9.05	58.95	49.20	
					8/12/2025	12.95[4]	--	43.62[4]	
					11/12/2025	11.04	57.61	45.53	

Notes:

[1]The approximate exploration locations are shown on Figures 2 and 3.

[2]Survey data from Bush, Roed & Hitchings, Inc. on 10/18/2024. GEI-2 not accessible at time of survey, elevation approximated from RI-MW5.

[3]Geotechnical monitoring wells

[4]Slug wedged in well during gauging, depth not indicative of groundwater table

bgs = below ground surface
bTOC = below top of casing
Ecology = Washington State Department of Ecology
NAVD88 = North American Vertical Datum, 1988

Table 2

Soil Chemical Analytical Data - Petroleum Hydrocarbons

UW Mount Baker Laundry Site - RI/FS

Seattle, Washington

Location Identification	Sample Identification[1]	Sampled By	Sample Date	Sample Depth (feet bgs)	Field Screening Results[2]		Total Petroleum Hydrocarbons (mg/kg)[3,4]						
							Without Silica Gel Cleanup				With Silica Gel Cleanup		
					Headspace Vapors (ppm)	Sheen	Gasoline Range	Diesel Range	Lube Oil Range	Sum of Diesel and Lube Oil Range	Diesel Range	Lube Oil Range	Sum of Diesel and Lube Oil Range
2019 Phase II ESA													
P11	P11-12	SES	10/31/2019	12	--	--	--	50 U	**510**	**560**	--	--	--
	P11-15		10/31/2019	15	--	--	--	50 U	250 U	**300**	--	--	--
P13	P13-10	SES	11/1/2019	10	--	--	--	**840**	**3,700**	**4,540**	--	--	--
	P13-15		11/1/2019	15	--	--	--	50 U	250 U	300 U	--	--	--
P14	P14-10	SES	11/1/2019	10	--	--	5 U	50 U	**480**	**530**	--	--	--
	P14-15		11/1/2019	15	--	--	5 U	50 U	250 U	300 U	--	--	--
P15	P15-10	SES	11/1/2019	10	--	--	5 U	50 U	250 U	300 U	--	--	--
	P15-15		11/1/2019	15	--	--	5 U	50 U	250 U	300 U	--	--	--
P16	P16-15	SES	11/1/2019	15	--	--	5 U	**660**	250 U	**910**	--	--	--
	P16-20		11/1/2019	20	--	--	5 U	50 U	250 U	300 U	--	--	--
2025 Remedial Investigation													
GEI-1	GEI-1-5.0	GeoEngineers	1/16/2025	5	7.6	NS	**10**	33 U	65 U	98 U	--	--	--
GEI-2	GEI-2-10.0	GeoEngineers	1/13/2025	10	39	NS	7.1 U	**28**	56 U	**84**	--	--	--
RI-MW1	RI-MW1-8.0	GeoEngineers	2/4/2025	8	<1	SS	6.0 U	29 U	**360**	**389**	29 U	**230**	**259**
	RI-MW1-10.5	GeoEngineers	2/4/2025	10.5	<1	HS	4.9 U	**33**	52 U	**85**	**30**	52 U	**82**
	RI-MW1-13.5	GeoEngineers	2/4/2025	13.5	<1	SS	7.0 U	32 U	65 U	97 U	32 U	65 U	97 U
	RI-MW1-18.6	GeoEngineers	2/4/2025	18.6	<1	SS	7.8 U	34 U	69 U	103 U	34 U	69 U	103 U
RI-MW2	RI-MW2-6.0	GeoEngineers	2/24/2025	6	<1	NS	7.8 U	34 U	68 U	102 U	34 U	68 U	102 U
	RI-MW2-10.5	GeoEngineers	2/24/2025	10.5	<1	NS	7.9 U	35 U	69 U	104 U	35 U	69 U	104 U
	RI-MW2-15.5	GeoEngineers	2/24/2025	15.5	<1	NS	7.7 U	34 U	67 U	101 U	34 U	67 U	101 U
RI-MW3	RI-MW3-5.0	GeoEngineers	2/27/2025	5	1.1	NS	5.9 U	29 U	58 U	87 U	29 U	58 U	87 U
	RI-MW3-8.8	GeoEngineers	2/27/2025	8.8	<1	NS	9.1 U	**97 J**	**970 J**	**1,067**	**85 J**	**670**	**755**
	SDUP-250227	GeoEngineers	2/27/2025	8.8	<1	NS	8.6 U	**80 J**	**670 J**	**750**	**69 J**	**480**	**549**
	RI-MW3-10.5	GeoEngineers	2/27/2025	10.5	<1	NS	8.6 U	**40 J**	**370**	**410**	**34 J**	**260**	**294**
RI-MW4	RI-MW4-13.0	GeoEngineers	2/3/2025	13	<1	NS	5.1 U	28 U	56 U	84 U	28 U	56 U	84 U
	RI-MW4-19.0	GeoEngineers	2/3/2025	19	<1	NS	9.4 U	36 U	73 U	109 U	36 U	73 U	109 U
	RI-MW4-26.5	GeoEngineers	2/3/2025	26.5	<1	NS	11 U	39 U	78 U	117 U	39 U	78 U	117 U
	RI-B1-8.8[6]	GeoEngineers	2/3/2025	8.8	<1	SS	6.4 U	29 U	58 U	87 U	29 U	58 U	87 U
RI-MW5	RI-MW5-6.5	GeoEngineers	2/4/2025	6.5	2.5	SS	6.4 U	31 U	62 U	93 U	31 U	62 U	93 U
	RI-MW5-13.0	GeoEngineers	2/4/2025	13	<1	NS	9.1 U	36 U	72 U	108 U	36 U	72 U	108 U
	RI-MW5-19.0	GeoEngineers	2/4/2025	19	<1	NS	8.5 U	36 U	72 U	108 U	36 U	72 U	108 U
RI-DP1	RI-DP1-3-4	GeoEngineers	2/3/2025	3	<1	NS	6.5 U	31 U	62 U	93 U	31 U	62 U	93 U
	RI-DP1-12-13	GeoEngineers	2/3/2025	12	<1	NS	6.8 U	31 U	62 U	93 U	31 U	62 U	93 U
	RI-DP1-19-20	GeoEngineers	2/3/2025	19	<1	NS	6.4 U	29 U	58 U	87 U	29 U	58 U	87 U
RI-DP2	RI-DP2-4.0	GeoEngineers	2/4/2025	4	<1	NS	5.2 U	27 U	53 U	80 U	27 U	53 U	80 U
	RI-DP2-13.0	GeoEngineers	2/4/2025	13	<1	NS	7.5 U	31 U	63 U	94 U	31 U	63 U	94 U
	RI-DP2-14.0	GeoEngineers	2/4/2025	14	<1	NS	7.6 U	33 U	67 U	100 U	33 U	67 U	100 U
RI-DP3	RI-DP3-4-5	GeoEngineers	2/3/2025	4	<1	NS	6.6 U	29 U	59 U	88 U	29 U	59 U	88 U
	RI-DP3-8.5-9.5	GeoEngineers	2/3/2025	8.5	<1	NS	8.4 U	32 U	64 U	96 U	32 U	64 U	96 U
	RI-DP3-14-15	GeoEngineers	2/3/2025	14	<1	NS	7.0 U	31 U	62 U	93 U	31 U	62 U	93 U
RI-DP4	RI-DP4-4-5	GeoEngineers	2/3/2025	4	<1	NS	6.8 U	28 U	57 U	85 U	28 U	57 U	85 U
	RI-DP4-13-14	GeoEngineers	2/3/2025	13	<1	NS	5.7 U	27 U	55 U	82 U	27 U	55 U	82 U
	RI-DP4-19-20	GeoEngineers	2/3/2025	19	<1	NS	8.3 U	34 U	69 U	103 U	34 U	69 U	103 U
RI-DP5	RI-DP5-1.0	GeoEngineers	2/24/2025	1	<1	NS	6.0 U	29 U	58 U	87 U	29 U	58 U	87 U
	RI-DP5-3.0	GeoEngineers	2/24/2025	3	<1	NS	5.9 U	--	--	--	--	--	--
	RI-DP5-9.5	GeoEngineers	2/24/2025	9.5	<1	NS	8.3 U	33 U	65 U	98 U	33 U	65 U	98 U
RI-DP6	RI-DP6-10.5	GeoEngineers	12/11/2025	10.5	<1	NS	--	50 U	100 U	150 U	50 U	100 U	150 U
RI-DP7	RI-DP7-10.5	GeoEngineers	12/11/2025	10.5	<1	NS	--	49 U	**180**	**229**	49 U	98 U	147 U
RI-DP8	RI-DP8-10.5	GeoEngineers	12/11/2025	10.5	<1	SS	--	**130 J**	**1,000**	**1,130**	**130 J**	**710**	**840**
	RI-DUP-202511	GeoEngineers	12/11/2025	10.5	<1	SS	--	**150 J**	**980**	**1,130**	**130 J**	**680**	**810**
RI-DP9	RI-DP9-10.5	GeoEngineers	12/11/2025	10.5	<1	NS	--	37 U	**200**	**237**	37 U	**150**	**187**
RI-DP10	RI-DP10-12.0	GeoEngineers	12/11/2025	12	<1	NS	--	**100**	**500**	**600**	**58**	110 U	**168**
RI-DP11	RI-DP11-11.0	GeoEngineers	12/11/2025	11	<1	NS	--	30 U	60 U	90 U	30 U	60 U	90 U
MTCA Method A Cleanup Level for Unrestricted Land Use							30/100[7]	2,000[8]			2,000[8]		

Notes:

[1] Sample identification is the exploration identification and sample depth. For example RIMW1-10 is the sample collected from 10 feet bgs from exploration RI-MW1.

[2] Field screening methods are described in Appendix B.

[3] Chemical analyses performed by Onsite Environmental of Redmond, Washington for GeoEngineers. SES results as reported in Phase II ESA, Appendix B. Chemical analytical reports are included in Appendix C.

[4] Gasoline-range petroleum hydrocarbons analyzed by Northwest Method NWTPH-Gx and Diesel- and Lube Oil-range hydrocarbons by NWTPH-Dx.

[5] Polar metabolites calculated according to 2024 Ecology Guidance, subtracting Total Diesel- and Lube Oil-range hydrocarbon result with silica gel cleanup from Total Diesel- and Lube Oil-range hydrocarbon results without silica gel cleanu

[6] Sample RI-B1-8.8 was collected from the refusal depth of the first attempt at drilling RI-MW4

[7] Cleanup level is 30 mg/kg when benzene present or 100 mg/kg when benzene is not present.

[8] Cleanup level is the sum of diesel- and oil-range petroleum hydrocarbons.

J = estimated value

MTCA = Model Toxics Control Act

NA = Not applicable

NE = Not established

ppm = parts per million

RCRA = Resource Conservation and Recovery Act

SES = SoundEarth Strategies, Inc.

U = Not detected above the laboratory reporting limit

mg/kg = milligrams per kilogram

"--" = Not analyzed

< = Less than the listed value

Italicized value indicates method reporting limit is greater than the MTCA cleanup level.

Shading indicates analyte was detected at a concentration greater than the MTCA Method A Cleanup Level for unrestricted land use.

Table 3

Soil Chemical Analytical Data - Metals

UW Mount Baker Laundry Site - RI/FS

Seattle, Washington

Location Identification	Sample Identification[1]	Sampled By	Sample Date	Sample Depth (feet bgs)	Total RCRA Metals (mg/kg)[2, 3]							
					Arsenic	Barium	Cadmium	Chromium	Lead	Mercury	Selenium	Silver
2019 Phase II ESA												
P04	P04-05	SES	10/30/2019	5	**3.12**	--	1 U	25.6	**2.93**	1 U	--	--
P09	P09-05	SES	10/31/2019	5	**7.13**	--	1 U	33.8	**7.26**	1 U	--	--
P10	P10-05	SES	10/31/2019	5	**5.13**	--	1 U	**52.1**	**7.47**	1 U	--	--
P11	011-12	SES	10/31/2019	12	**5.59**	--	1 U	23.8	**101**	1 U	--	--
P12	P12-05	SES	11/1/2019	5	**3.09**	--	1 U	17	**2.46**	1 U	--	--
P13	P13-10	SES	11/1/2019	10	**3.55**	--	1 U	21.9	**80**	1 U	--	--
P16	P16-15	SES	11/1/2019	15	**5.25**	--	1 U	24.6	**6.56**	1 U	--	--
P17	P17-05	SES	11/1/2019	5	**4.86**	--	1 U	**49.3**	**34.8**	1 U	--	--
P18	P18-05	SES	11/1/2019	5	**2.21**	--	1 U	13.5	**4.31**	1 U	--	--
2025 Remedial Investigation												
RI-MW1	RI-MW1-8.0	GeoEngineers	2/4/2025	8	12 U	**24**	0.58 U	10	**45**	0.29 U	12 U	1.2 U
	RI-MW1-10.5	GeoEngineers	2/4/2025	10.5	10 U	**13**	0.51 U	6.7	**8.0**	0.26 U	10 U	1.0 U
	RI-MW1-13.5	GeoEngineers	2/4/2025	13.5	13 U	**60**	0.64 U	32	6.4 U	0.32 U	13 U	1.3 U
	RI-MW1-18.6	GeoEngineers	2/4/2025	18.6	14 U	**98**	0.69 U	48	6.9 U	0.34 U	14 U	1.4 U
RI-MW2	RI-MW2-6.0	GeoEngineers	2/24/2025	6	14 U	**170**	0.68 U	**71**	**6.9**	0.34 U	14 U	1.4 U
	RI-MW2-10.5	GeoEngineers	2/24/2025	10.5	14 U	**130**	0.69 U	**54**	6.9 U	0.35 U	14 U	1.4 U
	RI-MW2-15.5	GeoEngineers	2/24/2025	15.5	13 U	**100**	0.67 U	38	6.7 U	0.34 U	13 U	1.3 U
RI-MW3	RI-MW3-5.0	GeoEngineers	2/27/2025	5	12 U	**68**	0.58 U	36	**15**	0.29 U	12 U	1.2 U
	RI-MW3-8.8	GeoEngineers	2/27/2025	8.8	15 U	**140**	0.74 U	34	**150 J**	0.37 U	15 U	1.5 U
	SDUP-250227	GeoEngineers	2/27/2025	8.8	14 U	**150**	0.72 U	34	**260 J**	0.36 U	14 U	1.4 U
	RI-MW3-10.5	GeoEngineers	2/27/2025	10.5	13 U	**690**	0.65 U	**120**	**600**	0.33 U	13 U	1.3 U
RI-MW4	RI-MW4-13.0	GeoEngineers	2/3/2025	13	11 U	**73**	0.56 U	24	**17**	0.28 U	11 U	1.1 U
	RI-MW4-19.0	GeoEngineers	2/3/2025	19	15 U	**87**	0.73 U	37	7.3 U	0.36 U	15 U	1.5 U
	RI-MW4-26.5	GeoEngineers	2/3/2025	26.5	16 U	**140**	**0.81**	**68**	7.8 U	0.39 U	16 U	1.6 U
	RI-B1-8.8[4]	GeoEngineers	2/3/2025	8.8	12 U	**91**	0.58 U	19	**56**	0.29 U	12 U	1.2 U
RI-MW5	RI-MW5-6.5	GeoEngineers	2/4/2025	6.5	12 U	**180**	0.62 U	10	**10**	0.31 U	12 U	1.2 U
	RI-MW5-13.0	GeoEngineers	2/4/2025	13	14 U	**120**	0.72 U	29	7.2 U	0.36 U	14 U	1.4 U
	RI-MW5-19.0	GeoEngineers	2/4/2025	19	14 U	**100**	0.72 U	45	7.2 U	0.36 U	14 U	1.4 U
RI-DP1	RI-DP1-3-4	GeoEngineers	2/3/2025	3	12 U	**92**	0.62 U	41	6.2 U	0.31 U	12 U	1.2 U
	RI-DP1-12-13	GeoEngineers	2/3/2025	12	12 U	**83**	0.62 U	37	6.2 U	0.31 U	12 U	1.2 U
	RI-DP1-19-20	GeoEngineers	2/3/2025	19	12 U	**20**	0.58 U	22	5.8 U	0.29 U	12 U	1.2 U
RI-DP2	RI-DP2-4.0	GeoEngineers	2/4/2025	4	11 U	**37**	0.53 U	19	5.3 U	0.27 U	11 U	1.1 U
	RI-DP2-13.0	GeoEngineers	2/4/2025	13	12 U	**51**	0.62 U	22	6.2 U	0.31 U	12 U	1.2 U
	RI-DP2-14.0	GeoEngineers	2/4/2025	14	13 U	**71**	0.66 U	33	6.6 U	0.33 U	13 U	1.3 U
RI-DP3	RI-DP3-4-5	GeoEngineers	2/3/2025	4	12 U	**58**	0.59 U	29	5.9 U	0.29 U	12 U	1.2 U
	RI-DP3-8.5-9.5	GeoEngineers	2/3/2025	8.5	13 U	**82**	0.64 U	38	6.4 U	0.32 U	13 U	1.3 U
	RI-DP3-14-15	GeoEngineers	2/3/2025	14	12 U	**81**	0.61 U	42	6.1 U	0.31 U	12 U	1.2 U
RI-DP4	RI-DP4-4-5	GeoEngineers	2/3/2025	4	11 U	**79**	0.57 U	20	5.7 U	0.28 U	11 U	1.1 U
	RI-DP4-13-14	GeoEngineers	2/3/2025	13	11 U	**47**	0.55 U	21	5.5 U	0.27 U	11 U	1.1 U
	RI-DP4-19-20	GeoEngineers	2/3/2025	19	14 U	**94**	0.69 U	41	6.9 U	0.34 U	14 U	1.4 U
RI-DP5	RI-DP5-1.0	GeoEngineers	2/24/2025	1	12 U	**70**	0.58 U	36	5.8 U	0.29 U	12 U	1.2 U
	RI-DP5-3.0	GeoEngineers	2/24/2025	3	--	--	--	--	--	--	--	--
	RI-DP5-9.5	GeoEngineers	2/24/2025	9.5	13 U	**91**	0.65 U	**49**	6.5 U	0.32 U	13 U	1.3 U
RI-DP6	RI-DP6-10.5	GeoEngineers	12/11/2025	10.5	--	--	--	--	**11**	--	--	--
RI-DP7	RI-DP7-10.5	GeoEngineers	12/11/2025	10.5	--	--	--	--	**98**	--	--	--
RI-DP8	RI-DP8-10.5	GeoEngineers	12/11/2025	10.5	--	--	--	--	**660[5]**	--	--	--
	RI-DP8-13.5	GeoEngineers	12/11/2025	13.5	--	--	--	--	7.1 U	--	--	--
RI-DP9	RI-DP9-10.5	GeoEngineers	12/11/2025	10.5	--	--	--	--	**83**	--	--	--
RI-DP10	RI-DP10-12.0	GeoEngineers	12/11/2025	12	--	--	--	--	11 U	--	--	--
MTCA Cleanup Level for Unrestricted Land Use[6]					20	16,000[7]	2	2,000[8]	250	2	400[7]	400[7]
Natural Background Concentration[9]					7	NE	1	48	24	0	NE	NE

Notes:

[1] Sample identification is the exploration identification and sample depth. For example RIMW1-10 is the sample collected from 10 feet bgs from exploration RI-MW1.

[2] Chemical analyses performed by Onsite Environmental of Redmond, Washington for GeoEngineers. SES results as reported in Phase II ESA, Appendix B. Chemical analytical reports are included in Appendix C.

[3] Metals analyzed by EPA Method 6010D.

[4] Sample RI-B1-8.8 was collected from the refusal depth of the first attempt at drilling RI-MW4

[5] TCLP Lead result of 1.6 micrograms per Liter, analyzed by EPA Method 1311/6010D.

[6] Washington State Department of Ecology MTCA Method A Cleanup Level for Unrestricted Land Use, unless otherwise noted.

[7] Washington State Department of Ecology MTCA Cleanup Levels and Risk Calcuations under MTCA Standard Method B Formula Values for Soil (Unrestricted Land Use) - Direct Contact (Ingestion Only) and Leaching Pathway

[8] Washington State Department of Ecology MTCA Method A Cleanup Level for trivalent chromium.

[9] 90th Percentile for natural background soil metals concentrations in Puget Sound region, Department of Ecology, publication #94-115, October 1994.

J = estimated value

MTCA = Model Toxics Control Act

NA = Not applicable

NE = Not established

RCRA = Resource Conservation and Recovery Act

SES = Sound Earth Strategies, Inc.

U = Not detected above the laboratory reporting limit

"--" = Not analyzed

Bold value indicates analyte was detected at a concentration greater than the laboratory reporting limit.

Shading indicates analyte was detected at a concentration greater than the MTCA Method A or B Cleanup Level.

Table 4

Soil Chemical Analytical Data - Polycyclic Aromatic Hydrocarbons

UW Mount Baker Laundry Site - RI/FS

Seattle, Washington

Location Identification	Sample Identification[1]	Sample Date	Sample Depth (feet bgs)	Polycyclic Aromatic Hydrocarbons (PAHs) (mg/kg)[2, 3]																			
				Non-Carcinogenic PAHs												Carcinogenic PAHs							
				Naphthalene	1-Methylnaphthalene	2-Methylnaphthalene	Total Naphthalenes[4]	Acenaphthene	Acenaphthylene	Anthracene	Benzo(g,h,i)perylene	Fluoranthene	Fluorene	Phenanthrene	Pyrene	Benzo(a)anthracene	Benzo(a)pyrene	Benzo(b)fluoranthene	Benzo(j,k)fluoranthene	Chrysene	Dibenzo(a,h)anthracene	Indeno(1,2,3-c,d)pyrene	Total cPAHs TEQ[5]
2019 Phase II ESA																							
P04	P04-05	10/30/2019	5	--	--	--	--	--	--	--	--	--	--	--	--	0.01 U	0.01 U	0.01 U	0.01 U	0.01 U	0.01 U	0.01 U	0.01 U
P09	P09-05	10/31/2019	5	--	--	--	--	--	--	--	--	--	--	--	--	0.01 U	0.01 U	0.01 U	0.01 U	0.01 U	0.01 U	0.01 U	0.01 U
P10	P10-05	10/31/2019	5	--	--	--	--	--	--	--	--	--	--	--	--	0.01 U	0.01 U	0.01 U	0.01 U	0.01 U	0.01 U	0.01 U	0.01 U
P11	P11-12	10/31/2019	12	--	--	--	--	--	--	--	--	--	--	--	--	0.5 U	**0.5 U**[7]	0.5 U	0.5 U	0.5 U	0.5 U	0.5 U	**0.38**[6]
P12	P12-05	11/1/2019	5	--	--	--	--	--	--	--	--	--	--	--	--	0.01 U	0.01 U	0.01 U	0.01 U	0.01 U	0.01 U	0.01 U	0.01 U
P13	P13-10	11/1/2019	10	--	--	--	--	--	--	--	--	--	--	--	--	**0.097**	**0.052**	**0.11**	**0.085**	**0.47**	0.05 U	0.05 U	**0.09**
P16	P16-15	11/1/2019	15	--	--	--	--	--	--	--	--	--	--	--	--	0.01 U	0.01 U	0.01 U	0.01 U	0.01 U	0.01 U	0.01 U	0.01 U
P17	P17-05	11/1/2019	5	--	--	--	--	--	--	--	--	--	--	--	--	**0.013**	**0.012**	**0.016**	0.01 U	**0.015**	0.01 U	0.01 U	**0.02**
P18	P18-05	11/1/2019	5	--	--	--	--	--	--	--	--	--	--	--	--	0.05 U	0.05 U	**0.052**	0.05 U	**0.18**	0.05 U	0.05 U	**0.04**
2025 Remedial Investigation																							
RI-MW1	RI-MW1-8.0	2/4/2025	8	**0.011**	**0.011**	0.0097 U	**0.022**	0.0097 U	0.0097 U	0.0097 U	**0.026**	**0.038**	0.0097 U	**0.031**	**0.043**	**0.026**	**0.030**	**0.039**	**0.013**	**0.030**	0.0097 U	**0.026**	**0.041**
	RI-MW1-10.5	2/4/2025	10.5	0.0069 U	0.0069 U	0.0069 U	0.0069 U	0.0069 U	0.0069 U	0.0069 U	0.0069 U	0.0069 U	0.0069 U	0.0069 U	0.0069 U	0.0069 U	0.0069 U	0.0069 U	0.0069 U	0.0069 U	0.0069 U	0.0069 U	0.0069 U
	RI-MW1-13.5	2/4/2025	13.5	0.0086 U	0.0086 U	0.0086 U	0.0086 U	0.0086 U	0.0086 U	0.0086 U	0.0086 U	0.0086 U	0.0086 U	0.0086 U	0.0086 U	0.0086 U	0.0086 U	0.0086 U	0.0086 U	0.0086 U	0.0086 U	0.0086 U	0.0086 U
	RI-MW1-18.6	2/4/2025	18.6	0.0092 U	0.0092 U	0.0092 U	0.0092 U	0.0092 U	0.0092 U	0.0092 U	0.0092 U	0.0092 U	0.0092 U	0.0092 U	0.0092 U	0.0092 U	0.0092 U	0.0092 U	0.0092 U	0.0092 U	0.0092 U	0.0092 U	0.0092 U
RI-MW2	RI-MW2-6.0	2/24/2025	6	0.0091 U	0.0091 U	0.0091 U	0.0091 U	0.0091 U	0.0091 U	0.0091 U	0.0091 U	0.0091 U	0.0091 U	0.0091 U	0.0091 U	0.0091 U	0.0091 U	0.0091 U	0.0091 U	0.0091 U	0.0091 U	0.0091 U	0.0091 U
	RI-MW2-10.5	2/24/2025	10.5	0.0092 U	0.0092 U	0.0092 U	0.0092 U	0.0092 U	0.0092 U	0.0092 U	0.0092 U	0.0092 U	0.0092 U	0.0092 U	0.0092 U	0.0092 U	0.0092 U	0.0092 U	0.0092 U	0.0092 U	0.0092 U	0.0092 U	0.0092 U
	RI-MW2-15.5	2/24/2025	15.5	0.0090 U	0.0090 U	0.0090 U	0.0090 U	0.0090 U	0.0090 U	0.0090 U	0.0090 U	0.0090 U	0.0090 U	0.0090 U	0.0090 U	0.0090 U	0.0090 U	0.0090 U	0.0090 U	0.0090 U	0.0090 U	0.0090 U	0.0090 U
RI-MW3	RI-MW3-5.0	2/27/2025	5	0.0078 U	0.0078 U	0.0078 U	0.0078 U	0.0078 U	0.0078 U	0.0078 U	0.0078 U	0.0078 U	0.0078 U	0.0078 U	0.0078 U	0.0078 U	0.0078 U	0.0078 U	0.0078 U	0.0078 U	0.0078 U	0.0078 U	0.0078 U
	RI-MW3-8.8	2/27/2025	8.8	**0.02**	**0.021**	**0.016**	**0.057**	0.012 UJ	0.012 U	0.012 U	**0.025**	**0.16**	0.012 U	**0.074**	**0.15**	**0.044**	**0.027**	**0.041**	**0.014**	**0.089 J**	0.012 U	**0.018**	**0.040**
	SDUP-250227	2/27/2025	8.8	**0.029**	**0.027**	**0.016**	**0.072**	**0.039 J**	0.012 U	0.012 U	**0.020**	**0.15**	**0.024**	**0.051**	**0.16**	**0.029**	**0.022**	**0.031**	0.012 U	**0.059 J**	0.012 U	**0.015**	**0.031**
	RI-MW3-10.5	2/27/2025	10.5	**0.04**	**0.041**	**0.036**	**0.117**	**0.044**	0.011 U	**0.028**	**0.054**	**0.14**	**0.028**	**0.11**	**0.16**	**0.063**	**0.067**	**0.076**	**0.030**	**0.097**	**0.013**	**0.042**	**0.090**
RI-MW4	RI-MW4-13.0	2/3/2025	13	0.0075 U	0.0075 U	0.0075 U	0.0075 U	0.0075 U	0.0075 U	0.0075 U	0.0075 U	0.0075 U	0.0075 U	0.0075 U	0.0075 U	0.0075 U	0.0075 U	0.0075 U	0.0075 U	0.0075 U	0.0075 U	0.0075 U	0.0075 U
	RI-MW4-19.0	2/3/2025	19	0.0097 U	0.0097 U	0.0097 U	0.0097 U	0.0097 U	0.0097 U	0.0097 U	0.0097 U	0.0097 U	0.0097 U	0.0097 U	0.0097 U	0.0097 U	0.0097 U	0.0097 U	0.0097 U	0.0097 U	0.0097 U	0.0097 U	0.0097 U
	RI-MW4-26.5	2/3/2025	26.5	0.010 U	0.010 U	0.010 U	0.010 U	0.010 U	0.010 U	0.010 U	0.010 U	0.010 U	0.010 U	0.010 U	0.010 U	0.010 U	0.010 U	0.010 U	0.010 U	0.010 U	0.010 U	0.010 U	0.010 U
	RI-B1-8.8[7]	2/3/2025	8.8	**0.0094**	**0.013**	**0.014**	**0.04**	0.0078 U	**0.011**	0.0078 U	**0.027**	**0.055**	0.0078 U	**0.029**	**0.061**	**0.022**	**0.034**	**0.043**	**0.015**	**0.041**	0.0078 U	**0.029**	**0.046**
RI-MW5	RI-MW5-6.5	2/4/2025	6.5	0.0083 U	0.0083 U	0.0083 U	0.0083 U	0.0083 U	0.0083 U	0.0083 U	0.0083 U	0.0083 U	0.0083 U	0.0083 U	0.0083 U	0.0083 U	0.0083 U	0.0083 U	0.0083 U	0.0083 U	0.0083 U	0.0083 U	0.0083 U
	RI-MW5-13.0	2/4/2025	13	0.0096 U	0.0096 U	**0.020**	**0.020**	0.0096 U	0.0096 U	0.0096 U	0.0096 U	0.0096 U	0.0096 U	**0.015**	**0.010**	0.0096 U	0.0096 U	0.0096 U	0.0096 U	0.0096 U	0.0096 U	0.0096 U	0.0096 U
	RI-MW5-19.0	2/4/2025	19	0.0096 U	0.0096 U	0.0096 U	0.0096 U	0.0096 U	0.0096 U	0.0096 U	0.0096 U	0.0096 U	0.0096 U	0.0096 U	0.0096 U	0.0096 U	0.0096 U	0.0096 U	0.0096 U	0.0096 U	0.0096 U	0.0096 U	0.0096 U
RI-DP1	RI-DP1-3-4	2/3/2025	3	0.0083 U	0.0083 U	0.0083 U	0.0083 U	0.0083 U	0.0083 U	0.0083 U	0.0083 U	0.0083 U	0.0083 U	0.0083 U	0.0083 U	0.0083 U	0.0083 U	0.0083 U	0.0083 U	0.0083 U	0.0083 U	0.0083 U	0.0083 U
	RI-DP1-12-13	2/3/2025	12	0.0083 U	0.0083 U	0.0083 U	0.0083 U	0.0083 U	0.0083 U	0.0083 U	0.0083 U	0.0083 U	0.0083 U	0.0083 U	0.0083 U	0.0083 U	0.0083 U	0.0083 U	0.0083 U	0.0083 U	0.0083 U	0.0083 U	0.0083 U
	RI-DP1-19-20	2/3/2025	19	0.0077 U	0.0077 U	0.0077 U	0.0077 U	0.0077 U	0.0077 U	0.0077 U	0.0077 U	0.0077 U	0.0077 U	0.0077 U	0.0077 U	0.0077 U	0.0077 U	0.0077 U	0.0077 U	0.0077 U	0.0077 U	0.0077 U	0.0077 U
RI-DP2	RI-DP2-4.0	2/4/2025	4	0.0071 U	0.0071 U	0.0071 U	0.0071 U	0.0071 U	0.0071 U	0.0071 U	0.0071 U	0.0071 U	0.0071 U	0.0071 U	0.0071 U	0.0071 U	0.0071 U	0.0071 U	0.0071 U	0.0071 U	0.0071 U	0.0071 U	0.0071 U
	RI-DP2-13.0	2/4/2025	13	0.0083 U	0.0083 U	0.0083 U	0.0083 U	0.0083 U	0.0083 U	0.0083 U	0.0083 U	0.0083 U	0.0083 U	0.0083 U	0.0083 U	0.0083 U	0.0083 U	0.0083 U	0.0083 U	0.0083 U	0.0083 U	0.0083 U	0.0083 U
	RI-DP2-14.0	2/4/2025	14	0.0089 U	0.0089 U	0.0089 U	0.0089 U	0.0089 U	0.0089 U	0.0089 U	0.0089 U	0.0089 U	0.0089 U	0.0089 U	0.0089 U	0.0089 U	0.0089 U	0.0089 U	0.0089 U	0.0089 U	0.0089 U	0.0089 U	0.0089 U
RI-DP3	RI-DP3-4-5	2/3/2025	4	0.0078 U	0.0078 U	0.0078 U	0.0078 U	0.0078 U	0.0078 U	0.0078 U	0.0078 U	0.0078 U	0.0078 U	0.0078 U	0.0078 U	0.0078 U	0.0078 U	0.0078 U	0.0078 U	0.0078 U	0.0078 U	0.0078 U	0.0078 U
	RI-DP3-8.5-9.5	2/3/2025	8.5	0.0085 U	0.0085 U	0.0085 U	0.0085 U	0.0085 U	0.0085 U	0.0085 U	0.0085 U	0.0085 U	0.0085 U	0.0085 U	0.0085 U	0.0085 U	0.0085 U	0.0085 U	0.0085 U	0.0085 U	0.0085 U	0.0085 U	0.0085 U
	RI-DP3-14-15	2/3/2025	14	0.0082 U	0.0082 U	0.0082 U	0.0082 U	0.0082 U	0.0082 U	0.0082 U	0.0082 U	0.0082 U	0.0082 U	0.0082 U	0.0082 U	0.0082 U	0.0082 U	0.0082 U	0.0082 U	0.0082 U	0.0082 U	0.0082 U	0.0082 U
RI-DP4	RI-DP4-4-5	2/3/2025	4	0.0076 U	0.0076 U	0.0076 U	0.0076 U	0.0076 U	0.0076 U	0.0076 U	0.0076 U	**0.019**	0.0076 U	**0.0086**	**0.023**	**0.0088**	**0.011**	**0.0098**	0.0076 U	**0.0085**	0.0076 U	**0.0078**	**0.014**
	RI-DP4-13-14	2/3/2025	13	0.0073 U	0.0073 U	0.0073 U	0.0073 U	0.0073 U	0.0073 U	0.0073 U	0.0073 U	0.0073 U	0.0073 U	0.0073 U	0.0073 U	0.0073 U	0.0073 U	0.0073 U	0.0073 U	0.0073 U	0.0073 U	0.0073 U	0.0073 U
	RI-DP4-19-20	2/3/2025	19	0.0092 U	0.0092 U	0.0092 U	0.0092 U	0.0092 U	0.0092 U	0.0092 U	0.0092 U	0.0092 U	0.0092 U	0.0092 U	0.0092 U	0.0092 U	0.0092 U	0.0092 U	0.0092 U	0.0092 U	0.0092 U	0.0092 U	0.0092 U
RI-DP5	RI-DP5-1.0	2/24/2025	1	0.0077 U	0.0077 U	0.0077 U	0.0077 U	0.0077 U	0.0077 U	0.0077 U	0.0077 U	0.0077 U	0.0077 U	0.0077 U	0.0077 U	0.0077 U	0.0077 U	0.0077 U	0.0077 U	0.0077 U	0.0077 U	0.0077 U	0.0077 U
	RI-DP5-9.5	2/24/2025	9.5	0.0087 U	0.0087 U	0.0087 U	0.0087 U	0.0087 U	0.0087 U	0.0087 U	0.0087 U	0.0087 U	0.0087 U	0.0087 U	0.0087 U	0.0087 U	0.0087 U	0.0087 U	0.0087 U	0.0087 U	0.0087 U	0.0087 U	0.0087 U
RI-DP11	RI-DP11-11.0	12/11/2025	11	0.0080 U	0.0080 U	0.0080 U	0.0080 U	0.0080 U	0.0080 U	0.0080 U	0.0080 U	0.0080 U	0.0080 U	0.0080 U	0.0080 U	0.0080 U	0.0080 U	0.0080 U	0.0080 U	0.0080 U	0.0080 U	0.0080 U	0.0080 U
MTCA Method A Cleanup Level for Unrestricted Land Use				5	5,600	320	5	4,800	NE	24,000	NE	3,200	3,200	NE	2,400	NE	0.1	NE	NE	NE	NE	NE	0.1

Notes:

[1] Sample identification is the exploration identification and sample depth. For example RIMW1-10 is the sample collected from 10 feet bgs from exploration RI-MW1.

[2] Chemical analyses performed by Onsite Environmental of Redmond, Washington for GeoEngineers. SES results as reported in Phase II ESA, Appendix B. Chemical analytical reports are included in Appendix C.

[3] Polycyclic aromatic hydrocarbons analyzed by U.S. Environmental Protection Agency Method 8270E/SIM.

[4] Sum of naphthalene, 1-methylnaphthalene, and 2-methylnaphthalene concentrations.

[5] Total carcinogenic polycyclic aromatic hydrocarbons derived using the total toxicity equivalency method in Section 708(8) of Chapter 173-340 of the Washington Adminstrative Code.

[6] Noted by SES: " The sample was diluted, detection limits were raised and surrogate recoveries may not be meaningful"

[7] Sample RI-B1-8.8 was collected from the refusal depth of the first attempt at drilling RI-MW4

bgs = below ground surface

cPAHs = Carcinogenic polycyclic aromatic hydrocarbons

MTCA = Model Toxics Control Act

NA = Not applicable

NE = Not established

PAHs = Polycyclic aromatic hydrocarbons

SES = SoundEarth Strategies, Inc.

TEQ = Toxic equivalent concentration

U = Not detected above the laboratory reporting limit

mg/kg = milligrams per kilogram

"--" = Not analyzed

Bold value indicates analyte was detected at a concentration greater than the laboratory reporting limit.

Table 5

Soil Chemical Analytical Data - Volatile Organic Compounds

UW Mount Baker Laundry Site - RI/FS

Seattle, Washington

Location Identification	Sample Identification[1]	Lab Report	Sample Date	Sample Depth (feet bgs)	Volatile Organic Compounds (VOCs) (mg/kg)[2,3]																
					BTEX				Other VOCs (detected only)							Chlorinated VOCs					
					Benzene	Toluene	Ethylbenzene	Total Xylenes[4]	1,2,4-Trimethylbenzene	1,3,5-Trimethylbenzene	4-Isopropyltoluene	Acetone	Carbon Disulfide	Methyl ethyl ketone (MEK)	n-Butylbenzene	Tetrachloroethylene (PCE)	Trichloroethene (TCE)	cis-1,2-Dichloroethene	trans-1,2-Dichloroethene	1,1-Dichloroethene	Vinyl Chloride
2019 Phase II ESA																					
P01	P01-10	SES	10/30/2019	10	--	--	--	--	--	--	--	--	--	--	--	0.025 U	0.02 U	0.05 U	0.05 U	0.05 U	0.05 U
	P01-15		10/30/2019	15	--	--	--	--	--	--	--	--	--	--	--	0.025 U	0.02 U	0.05 U	0.05 U	0.05 U	0.05 U
P02	P02-10	SES	10/30/2019	10	--	--	--	--	--	--	--	--	--	--	--	0.025 U	0.02 U	0.05 U	0.05 U	0.05 U	0.05 U
	P02-15		10/30/2019	15	--	--	--	--	--	--	--	--	--	--	--	0.025 U	0.02 U	0.05 U	0.05 U	0.05 U	0.05 U
P03	P03-13	SES	10/30/2019	13	--	--	--	--	--	--	--	--	--	--	--	0.025 U	0.02 U	0.05 U	0.05 U	0.05 U	0.05 U
	P03-16		10/30/2019	16	--	--	--	--	--	--	--	--	--	--	--	0.025 U	0.02 U	0.05 U	0.05 U	0.05 U	0.05 U
P04	P04-12	SES	10/30/2019	12	--	--	--	--	--	--	--	--	--	--	--	0.025 U	0.02 U	0.05 U	0.05 U	0.05 U	0.05 U
	P04-15		10/30/2019	15	--	--	--	--	--	--	--	--	--	--	--	0.025 U	0.02 U	0.05 U	0.05 U	0.05 U	0.05 U
P05	P05-09	SES	10/31/2019	9	--	--	--	--	--	--	--	--	--	--	--	0.025 U	0.02 U	0.05 U	0.05 U	0.05 U	0.05 U
	P05-15		10/31/2019	15	--	--	--	--	--	--	--	--	--	--	--	0.025 U	0.02 U	0.05 U	0.05 U	0.05 U	0.05 U
P06	P06-10	SES	10/31/2019	10	--	--	--	--	--	--	--	--	--	--	--	0.025 U	0.02 U	0.05 U	0.05 U	0.05 U	0.05 U
	P06-15		10/31/2019	15	--	--	--	--	--	--	--	--	--	--	--	0.025 U	0.02 U	0.05 U	0.05 U	0.05 U	0.05 U
P07	P07-10	SES	10/31/2019	10	--	--	--	--	--	--	--	--	--	--	--	0.025 U	0.02 U	0.05 U	0.05 U	0.05 U	0.05 U
	P07-15		10/31/2019	15	--	--	--	--	--	--	--	--	--	--	--	0.025 U	0.02 U	0.05 U	0.05 U	0.05 U	0.05 U
P08	P08-10	SES	10/31/2019	10	--	--	--	--	--	--	--	--	--	--	--	0.025 U	0.02 U	0.05 U	0.05 U	0.05 U	0.05 U
	P08-15		10/31/2019	15	--	--	--	--	--	--	--	--	--	--	--	0.025 U	0.02 U	0.05 U	0.05 U	0.05 U	0.05 U
P11	P11-12	SES	10/31/2019	12	--	--	--	--	--	--	--	--	--	--	--	0.025 U	0.02 U	0.05 U	0.05 U	0.05 U	0.05 U
P12	P12-10	SES	11/1/2019	10	--	--	--	--	--	--	--	--	--	--	--	0.025 U	0.02 U	0.05 U	0.05 U	0.05 U	0.05 U
	P12-15		11/1/2019	15	--	--	--	--	--	--	--	--	--	--	--	0.025 U	0.02 U	0.05 U	0.05 U	0.05 U	0.05 U
P13	P13-10	SES	11/1/2019	10	--	--	--	--	--	--	--	--	--	--	--	0.025 U	0.02 U	0.05 U	0.05 U	0.05 U	0.05 U
	P13-15		11/1/2019	15	--	--	--	--	--	--	--	--	--	--	--	0.025 U	0.02 U	0.05 U	0.05 U	0.05 U	0.05 U
P14	P14-10	SES	11/1/2019	10	0.02 U	0.02 U	0.02 U	0.06 U	--	--	--	--	--	--	--	0.025 U	0.02 U	0.05 U	0.05 U	0.05 U	0.05 U
	P14-15		11/1/2019	15	0.02 U	0.02 U	0.02 U	0.06 U	--	--	--	--	--	--	--	0.025 U	0.02 U	0.05 U	0.05 U	0.05 U	0.05 U
P15	P15-10	SES	11/1/2019	10	0.02 U	0.02 U	0.02 U	0.06 U	--	--	--	--	--	--	--	--	--	--	--	--	--
	P15-15		11/1/2019	15	0.02 U	0.02 U	0.02 U	0.06 U	--	--	--	--	--	--	--	--	--	--	--	--	--
P16	P16-10	SES	11/1/2019	10	--	--	--	--	--	--	--	--	--	--	--	0.025 U	0.02 U	0.05 U	0.05 U	0.05 U	0.05 U
	P16-15		11/1/2019	15	0.02 U	0.02 U	0.02 U	0.06 U	--	--	--	--	--	--	--	0.025 U	0.02 U	0.05 U	0.05 U	0.05 U	0.05 U
	P16-20		11/1/2019	20	0.02 U	0.02 U	0.02 U	0.06 U	--	--	--	--	--	--	--	0.025 U	0.02 U	0.05 U	0.05 U	0.05 U	0.05 U

Location Identification	Sample Identification[1]	Lab Report	Sample Date	Sample Depth (feet bgs)	Volatile Organic Compounds (VOCs) (mg/kg)[2,3]															
					BTEX				Other VOCs (detected only)							Chlorinated VOCs					
					Benzene	Toluene	Ethylbenzene	Total Xylenes[4]	1,2,4-Trimethylbenzene	1,3,5-Trimethylbenzene	4-Isopropyltoluene	Acetone	Carbon Disulfide	Methyl ethyl ketone (MEK)	n-Butylbenzene	Tetrachloroethylene (PCE)	Trichloroethene (TCE)	cis-1,2-Dichloroethene	trans-1,2-Dichloroethene	1,1-Dichloroethene	Vinyl Chloride
2025 Remedial Investigation																				
RI-MW1	RI-MW1-8.0	GeoEngineers	2/4/2025	8	0.0011 U	0.0054 U	0.0011 U	**0.0126**	0.0011 U	0.0011 U	0.0011 U	0.011 U	0.0015 U	0.0054 U	0.0011 U	0.0011 U	0.0011 U	0.0011 U	0.0011 U	0.0011 U	0.0011 U
	RI-MW1-10.5		2/4/2025	10.5	0.0011 U	0.0053 U	0.0011 U	**0.0020**	0.0011 U	0.0011 U	0.0011 U	0.011 U	0.0015 U	0.0053 U	0.0011 U	0.0011 U	0.0011 U	0.0011 U	0.0011 U	0.0011 U	0.0011 U
	RI-MW1-13.5		2/4/2025	13.5	0.0011 U	0.0055 U	0.0011 U	**0.0024**	0.0011 U	0.0011 U	0.0011 U	0.011 U	0.0015 U	0.0055 U	0.0011 U	0.0011 U	0.0011 U	0.0011 U	0.0011 U	0.0011 U	0.0011 U
	RI-MW1-18.6		2/4/2025	18.6	0.0013 U	0.0063 U	0.0013 U	**0.0064**	0.0013 U	0.0013 U	0.0013 U	0.013 U	0.0018 U	0.0063 U	0.0013 U	0.0013 U	0.0013 U	0.0013 U	0.0013 U	0.0013 U	0.0013 U
RI-MW2	RI-MW2-6.0	GeoEngineers	2/24/2025	6	0.0013 U	0.0066 U	0.0013 U	0.0026 U	0.0013 U	0.0013 U	0.0013 U	**0.043**	0.0013 U	0.0066 U	0.0013 U	0.0013 U	0.0013 U	0.0013 U	0.0013 U	0.0013 U	0.0013 U
	RI-MW2-10.5		2/24/2025	10.5	0.0021 U	0.010 U	0.0021 U	0.0042 U	0.0021 U	0.0021 U	0.0021 U	**0.024**	0.0021 U	0.010 U	0.0021 U	0.0021 U	0.0021 U	0.0021 U	0.0021 U	0.0021 U	0.0021 U
	RI-MW2-15.5		2/24/2025	15.5	0.0012 U	0.0062 U	0.0012 U	0.0025 U	0.0012 U	0.0012 U	0.0012 U	0.012 U	0.0012 U	0.0062 U	0.0012 U	0.0012 U	0.0012 U	0.0012 U	0.0012 U	0.0012 U	0.0012 U
RI-MW3	RI-MW3-5.0	GeoEngineers	2/27/2025	5	0.00095 U	0.0048 U	0.00095 U	**0.0057**	0.00095 U	0.00095 U	0.00095 U	**0.011**	0.00095 U	0.0048 U	0.00095 U	0.00095 U	0.00095 U	0.00095 U	0.00095 U	0.00095 U	0.00095 U
	RI-MW3-8.8		2/27/2025	8.8	**0.0022**	0.0069 U	**0.0025**	**0.0280**	**0.0028**	**0.0018**	**0.0027**	**0.35 J**	**0.0024**	**0.086 J**	0.0014 U	0.0014 U	0.0014 U	0.0014 U	0.0014 U	0.0014 U	0.0014 U
	SDUP-250227		2/27/2025	8.8	0.0012 U	0.0061 U	**0.0014**	**0.0149**	**0.0020**	**0.0013**	**0.0016**	**0.17 J**	**0.0012**	**0.034 J**	0.0012 U	0.0012 U	0.0012 U	0.0012 U	0.0012 U	0.0012 U	0.0012 U
	RI-MW3-10.5		2/27/2025	10.5	0.0013 U	0.0067 U	**0.0033**	**0.0420**	**0.0028**	**0.0019**	**0.0022**	**0.37**	**0.0024**	**0.085**	0.0013 U	0.0013 U	0.0013 U	0.0013 U	0.0013 U	0.0013 U	0.0013 U
RI-MW4	RI-MW4-13.0	GeoEngineers	2/3/2025	13	0.00097 U	0.0049 U	0.00097 U	**0.0060**	0.00097 U	0.00097 U	0.00097 U	**0.024**	0.00097 U	0.0062 U	0.00097 U	0.00097 U	0.00097 U	0.00097 U	0.00097 U	0.00097 U	0.00097 U
	RI-MW4-19.0		2/3/2025	19	0.0014 U	0.0068 U	0.0014 U	**0.0019**	0.0014 U	0.0014 U	0.0014 U	0.018 U	0.0014 U	0.0087 U	0.0014 U	0.0014 U	0.0014 U	0.0014 U	0.0014 U	0.0014 U	0.0014 U
	RI-MW4-26.5		2/3/2025	26.5	0.0016 U	0.0080 U	0.0016 U	**0.0033**	0.0016 U	0.0016 U	0.0016 U	0.021 U	0.0016 U	0.010 U	0.0016 U	0.0016 U	0.0016 U	0.0016 U	0.0016 U	0.0016 U	0.0016 U
	RI-B1-8.8[5]		2/3/2025	8.8	0.00093 U	0.0046 U	0.00093 U	**0.0084**	0.00093 U	0.00093 U	0.00093 U	**0.032**	0.00093 U	0.0059 U	0.00093 U	0.00093 U	0.00093 U	0.00093 U	0.00093 U	0.00093 U	0.00093 U
RI-MW5	RI-MW5-6.5	GeoEngineers	2/4/2025	6.5	0.0011 U	0.0055 U	0.0011 U	**0.0068**	0.0011 U	0.0011 U	0.0011 U	**0.072**	0.0015 U	**0.011**	**0.0014**	0.0011 U	0.0011 U	0.0011 U	0.0011 U	0.0011 U	0.0011 U
	RI-MW5-13.0		2/4/2025	13	0.0019 U	0.0096 U	0.0019 U	0.0039 U	0.0019 U	0.0019 U	0.0019 U	**0.033**	0.0027 U	0.0096 U	0.0019 U	0.0019 U	0.0019 U	0.0019 U	0.0019 U	0.0019 U	0.0019 U
	RI-MW5-19.0		2/4/2025	19	0.0015 U	0.0074 U	0.0015 U	**0.0025**	0.0015 U	0.0015 U	0.0015 U	0.015 U	0.0021 U	0.0074 U	0.0015 U	0.0015 U	0.0015 U	0.0015 U	0.0015 U	0.0015 U	0.0015 U
RI-DP1	RI-DP1-3-4	GeoEngineers	2/3/2025	3	0.0013 U	0.0063 U	0.0013 U	0.0025 U	0.0013 U	0.0013 U	0.0013 U	0.016 U	**0.0018**	0.0081 U	0.0013 U	0.0013 U	0.0013 U	0.0013 U	0.0013 U	0.0013 U	0.0013 U
	RI-DP1-12-13		2/3/2025	12	0.0012 U	0.0060 U	0.0012 U	0.0024 U	0.0012 U	0.0012 U	0.0012 U	0.016 U	0.0012 U	0.0077 U	0.0012 U	0.0012 U	0.0012 U	0.0012 U	0.0012 U	0.0012 U	0.0012 U
	RI-DP1-19-20		2/3/2025	19	0.0011 U	0.0054 U	0.0011 U	0.0022 U	0.0011 U	0.0011 U	0.0011 U	0.014 U	0.0011 U	0.0069 U	0.0011 U	0.0011 U	0.0011 U	0.0011 U	0.0011 U	0.0011 U	0.0011 U
RI-DP2	RI-DP2-4.0	GeoEngineers	2/4/2025	4	0.0011 U	0.0056 U	0.0011 U	0.0022 U	0.0011 U	0.0011 U	0.0011 U	0.011 U	0.0016 U	0.0056 U	0.0011 U	0.0011 U	0.0011 U	0.0011 U	0.0011 U	0.0011 U	0.0011 U
	RI-DP2-13.0		2/4/2025	13	0.0014 U	0.0069 U	0.0014 U	0.0027 U	0.0014 U	0.0014 U	0.0014 U	0.014 U	0.0019 U	0.0069 U	0.0014 U	0.0014 U	0.0014 U	0.0014 U	0.0014 U	0.0014 U	0.0014 U
	RI-DP2-14.0		2/4/2025	14	0.0010 U	0.0050 U	0.0010 U	0.0020 U	0.0010 U	0.0010 U	0.0010 U	**0.011**	0.0014 U	0.0050 U	0.0010 U	0.0010 U	0.0010 U	0.0010 U	0.0010 U	0.0010 U	0.0010 U
RI-DP3	RI-DP3-4-5	GeoEngineers	2/3/2025	4	0.0011 U	0.0057 U	0.0011 U	0.0023 U	0.0011 U	0.0011 U	0.0011 U	0.015 U	0.0011 U	0.0073 U	0.0011 U	**0.0024**	0.0011 U	0.0011 U	0.0011 U	0.0011 U	0.0011 U
	RI-DP3-8.5-9.5		2/3/2025	8.5	0.0013 U	0.0064 U	0.0013 U	0.0026 U	0.0013 U	0.0013 U	0.0013 U	0.017 U	0.0013 U	0.0082 U	0.0013 U	0.0013 U	0.0013 U	0.0013 U	0.0013 U	0.0013 U	0.0013 U
	RI-DP3-14-15		2/3/2025	14	0.0012 U	0.0060 U	0.0012 U	0.0024 U	0.0012 U	0.0012 U	0.0012 U	0.016 U	0.0012 U	0.0077 U	0.0012 U	0.0012 U	0.0012 U	0.0012 U	0.0012 U	0.0012 U	0.0012 U
RI-DP4	RI-DP4-4-5	GeoEngineers	2/3/2025	4	0.0013 U	0.0064 U	0.0013 U	0.0026 U	0.0013 U	0.0013 U	0.0013 U	0.017 U	0.0013 U	0.0082 U	0.0013 U	0.0013 U	0.0013 U	0.0013 U	0.0013 U	0.0013 U	0.0013 U
	RI-DP4-13-14		2/3/2025	13	0.00099 U	0.0049 U	0.00099 U	0.0020 U	0.00099 U	0.00099 U	0.00099 U	0.013 U	0.00099 U	0.0063 U	0.00099 U	0.00099 U	0.00099 U	0.00099 U	0.00099 U	0.00099 U	0.00099 U
	RI-DP4-19-20		2/3/2025	19	0.0014 U	0.0071 U	0.0014 U	0.0029 U	0.0014 U	0.0014 U	0.0014 U	0.019 U	0.0014 U	0.0091 U	0.0014 U	0.0014 U	0.0014 U	0.0014 U	0.0014 U	0.0014 U	0.0014 U
RI-DP5	RI-DP5-1.0	GeoEngineers	2/24/2025	1	0.0011 U	0.0054 U	0.0011 U	0.0022 U	0.0011 U	0.0011 U	0.0011 U	0.011 U	0.0011 U	0.0054 U	0.0011 U	0.0011 U	0.0011 U	0.0011 U	0.0011 U	0.0011 U	0.0011 U
	RI-DP5-3.0		2/24/2025	3	0.0011 U	0.0057 U	0.0011 U	0.0023 U	0.0011 U	0.0011 U	0.0011 U	0.011 U	0.0011 U	0.0057 U	0.0011 U	0.0011 U	0.0011 U	0.0011 U	0.0011 U	0.0011 U	0.0011 U
	RI-DP5-9.5		2/24/2025	9.5	0.0012 U	0.0059 U	0.0012 U	0.0024 U	0.0012 U	0.0012 U	0.0012 U	0.012 U	0.0012 U	0.0059 U	0.0012 U	0.0012 U	0.0012 U	0.0012 U	0.0012 U	0.0012 U	0.0012 U
MTCA Method A Cleanup Level for Unrestricted Land Use					0.03	7	6	9	800	800	320	2.1 / 29[6]	8,000	48,000	4,000	0.05	0.03	160	1,600	4,000	240

Notes:

[1] Sample identification is the exploration identification and sample depth. For example RIMW1-10 is the sample collected from 10 feet bgs from exploration RI-MW1.

[2] Chemical analyses performed by Onsite Environmental of Redmond, Washington for GeoEngineers. SES results as reported in Phase II ESA, Appendix B. Chemical analytical reports are included in Appendix C.

[3] Volatile organic compounds were analyzed by U.S. Environmental Protection Agency Method 8260D. Analytes not listed were not detected in any samples.

[4] Sum of m,p-xylene and o-xylene. Where xylenes are non-detect, the highest laboratory reporting limit is shown.

[5] Sample RI-B1-8.8 was collected from the refusal depth of the first attempt at drilling RI-MW4

[6] Washington State Department of Ecology MTCA Cleanup Level for Soil, Protective of Groundwater Saturated Zone / Vadose Zone

bgs = below ground surface

BTEX = benzene, toluene, ethylbenzene, and xylenes

mg/kg = milligrams per kilogram

MTCA = Model Toxics Control Act

NA = Not applicable

ND = Not detected

NE = Not established

SES = SoundEarth Strategies, Inc.

U = Not detected above the laboratory reporting limit

VOC = volatile organic compound

"--" = Not analyzed

Bold value indicates analyte was detected at a concentration greater than the laboratory reporting limit.

Table 6

Groundwater Chemical Analytical Data - Petroleum Hydrocarbons and Metals

UW Mount Baker Laundry Site - RI/FS

Seattle, Washington

Exploration Identification	Sample Identification[1]	Sampled By	Sample Date	Total Petroleum Hydrocarbons (µg/L)[2, 3]							Metals[4] (µg/L)	
				No Silica Gel Cleanup				Silica Gel Cleanup				
				Gasoline Range	Diesel Range	Lube Oil Range	Sum of Diesel and Lube Oil Range	Diesel Range	Lube Oil Range	Sum of Diesel and Lube Oil Range	Total Lead	Dissolved Lead
2019 Phase II ESA, Grab Groundwater Samples												
P11	P11-20191031	SES	10/31/2019	--	**190**	250 U	**440**	--	--	--	--	--
P13	P13-20191101	SES	11/1/2019	--	**910**	**520**	**1,430**	--	--	--	--	--
P14	P14-20191101	SES	11/1/2019	100 U	**480**	250 U	**730**	--	--	--	--	--
P16	P16-20191101	SES	11/1/2019	100 U	**1,800**	**290**	**2,090**	--	--	--	--	--
2025 Remedial Investigation, Permanent Monitoring Wells												
RI-MW1	DUP-1-020625	GeoEngineers	2/6/2025	100 U	200 U	200 U	400 U	200 U	200 U	400 U	--	--
	RI-MW1-020625	GeoEngineers	2/6/2025	100 U	200 U	200 U	400 U	200 U	200 U	400 U	--	--
	DUP-1-020625	GeoEngineers	2/6/2025	100 U	200 U	200 U	400 U	200 U	200 U	400 U	--	--
	RI-MW1-250429	GeoEngineers	4/29/2025	100 U	200 U	200 U	400 U	200 U	200 U	400 U	--	--
	RI-MW1-250812	GeoEngineers	8/12/2025	100 U	**260**	**320**	**580**	210 U	210 U	420 U	1.1 U	1.0 U
	RI-MW1-251112	GeoEngineers	11/12/2025	100 U	200 U	200 U	400 U	200 U	200 U	400 U	1.1 U	1.0 U
RI-MW2	RI-MW2-250305	GeoEngineers	3/5/2025	100 U	210 U	210 U	420 U	210 U	210 U	420 U	--	--
	RI-MW2-250429	GeoEngineers	4/29/2025	100 U	200 U	200 U	400 U	200 U	200 U	400 U	--	--
	RI-MW2-250812	GeoEngineers	8/12/2025	100 U	200 U	200 U	400 U	200 U	200 U	400 U	1.1 U	1.0 U
	RI-MW2-251112	GeoEngineers	11/12/2025	100 U	210 U	210 U	420 U	210 U	210 U	420 U	1.1 U	1.0 U
RI-MW3	RI-MW3-250305	GeoEngineers	3/5/2025	100 U	210 U	210 U	420 U	210 U	210 U	420 U	--	--
	RI-MW3-250429	GeoEngineers	4/29/2025	100 U	200 U	200 U	400 U	200 U	200 U	400 U	--	--
	RI-DUP-250429	GeoEngineers	4/29/2025	100 U	200 U	200 U	400 U	200 U	200 U	400 U	--	--
	RI-MW3-250812	GeoEngineers	8/12/2025	100 U	210 U	**270**	**480**	210 U	210 U	420 U	1.1 U	1.0 U
	RI-MW3-251112	GeoEngineers	11/12/2025	100 U	210 U	210 U	420 U	210 U	210 U	420 U	1.1 U	1.0 U
	RI-DUP-251112	GeoEngineers	11/12/2025	100 U	200 U	**230**	**430**	200 U	200 U	400 U	1.1 U	1.0 U
RI-MW4	RI-MW4-020625	GeoEngineers	2/6/2025	100 U	200 U	200 U	400 U	200 U	200 U	400 U	--	--
	RI-MW4-250430	GeoEngineers	4/30/2025	100 U	200 U	200 U	400 U	200 U	200 U	400 U	--	--
	RI-MW4-250812	GeoEngineers	8/12/2025	100 U	210 U	210 U	420 U	210 U	210 U	420 U	1.1 U	1.0 U
	RI-DUP-250812	GeoEngineers	8/12/2025	100 U	200 U	200 U	400 U	200 U	200 U	400 U	1.1 U	1.0 U
	RI-MW4-251112	GeoEngineers	11/12/2025	100 U	200 U	200 U	400 U	200 U	200 U	400 U	1.1 U	1.0 U
RI-MW5	RI-MW5-020625	GeoEngineers	2/6/2025	100 U	200 U	200 U	400 U	200 U	200 U	400 U	--	--
	RI-MW5-250430	GeoEngineers	4/30/2025	100 U	200 U	200 U	400 U	200 U	200 U	400 U	--	--
	RI-MW5-250812	GeoEngineers	8/12/2025	100 U	200 U	**250**	**450**	200 U	200 U	400 U	1.1 U	1.0 U
	RI-MW5-251112	GeoEngineers	11/12/2025	100 U	210 U	210 U	420 U	210 U	210 U	420 U	1.1 U	1.0 U
2025 Remedial Investigation, Grab Samples from Temporary Wells												
RI-DP1	RI-DP1-250204	GeoEngineers	2/4/2025	100 U	200 U	200 U	400 U	200 U	200 U	400 U	--	--
RI-DP2	RI-DP2-250204	GeoEngineers	2/4/2025	100 U	220 U	**230**	**450**	220 U	220 U	440 U	--	--
RI-DP4	RI-DP4-250204	GeoEngineers	2/4/2025	100 U	250 U	250 U	500 U	250 U	250 U	500 U	--	--
MTCA Method A Cleanup Level for Unrestricted Land Use				800 / 1,000[6]	700[6]			700[6]			15	15

Notes:

[1] Sample identification is the exploration identification and sample date. For example RI-MW1-251112 is the sample collected from well RI-MW1 on November 12, 2025.

[2] Chemical analyses performed by Onsite Environmental of Redmond, Washington for GeoEngineers. SES results as reported in Phase II ESA, Appendix B. Chemical analytical reports are included in Appendix C.

[3] Gasoline-range petroleum hydrocarbons analyzed by Northwest Method NWTPH-Gx and Diesel- and Lube Oil-range hydrocarbons by NWTPH-Dx.

[4] Metals were analyzed by EPA Method 200.8.

[5] Cleanup level is 800 ug/L when benzene present or 1,000 ug/L when benzene is not present.

[6] Cleanup level is 700 ug/L for sites with no detectable petroleum hydrocarbons when using silica gel cleanup method, according to 2023 Guidance for Silica Gel Cleanup

MTCA = Model Toxics Control Act

PQL = Practical Quantification Limit

SES = SoundEarth Strategies, Inc.

U = Not detected above the laboratory reporting limit

µg/L = micrograms per Liter

"'--" = Not analyzed

Bold value indicates analyte was detected at a concentration greater than the laboratory reporting limit.

Shading indicates analyte was detected at a concentration greater than the MTCA Method A or B Cleanup Level.

Table 7

Groundwater Chemical Analytical Data - Volatile Organic Compounds

UW Mount Baker Laundry Site - RI/FS
Seattle, Washington

Exploration Identification	Sample Identification[1]	Sampled By	Sample Date	Volatile Organic Compounds (VOCs) (µg/L) [2, 3]										
				BTEX				Other VOCs	Chlorinated VOCs					
				Benzene	Toluene	Ethylbenzene	Total Xylenes[6]	Acetone	Tetrachloroethene (PCE)	Trichloroethene (TCE)	cis-1,2-Dichloroethene	trans-1,2-Dichloroethene	1,1-Dichloroethene	Vinyl Chloride
2019 Phase II ESA, Grab Groundwater Samples														
P01	P01-20191030	SES	10/30/2019	--	--	--	--	--	1 U	1 U	1 U	1 U	1 U	1 U
P02	P02-20191030	SES	10/30/2019	--	--	--	--	--	1 U	1 U	1 U	1 U	1 U	1 U
P03	P03-20191030	SES	10/30/2019	--	--	--	--	--	1 U	1 U	1 U	1 U	1 U	1 U
P11	P11-20191031	SES	10/31/2019	--	--	--	--	--	1 U	1 U	1 U	1 U	1 U	1 U
P12	P12-20191101	SES	11/1/2019	--	--	--	--	--	1 U	1 U	1 U	1 U	1 U	1 U
P13	P13-20191101	SES	11/1/2019	--	--	--	--	--	1 U	1 U	1 U	1 U	1 U	1 U
P14	P14-20191101	SES	11/1/2019	1 U	1 U	1 U	1 U	--	1 U	1 U	1 U	1 U	1 U	1 U
P16	P16-20191101	SES	11/1/2019	1 U	1 U	1 U	1 U	--	1 U	1 U	1 U	1 U	1 U	1 U
2025 Remedial Investigation, Permanent Monitoring Wells														
RI-MW1	RI-MW1-020625	GeoEngineers	2/6/2025	0.20 U	1.0 U	0.20 U	0.40 U	**5.8**	0.20 U	0.20 U	0.20 U	0.20 U	0.20 U	0.20 U
	DUP-1-020625	GeoEngineers	2/6/2025	0.20 U	1.0 U	0.20 U	0.40 U	**7.2**	0.20 U	0.20 U	0.20 U	0.20 U	0.20 U	0.20 U
	RI-MW1-250429	GeoEngineers	4/29/2025	0.20 U	1.0 U	0.20 U	0.40 U	5.0 U	**0.21**	0.20 U	0.20 U	0.20 U	0.20 U	0.20 U
	RI-MW1-250812	GeoEngineers	8/12/2025	0.20 U	1.0 U	0.20 U	0.40 U	5.0 U	0.20 U	0.20 U	0.20 U	0.20 U	0.20 U	0.20 U
	RI-MW1-251112	GeoEngineers	11/12/2025	0.20 U	1.0 U	0.20 U	0.40 U	5.0 U	0.20 U	0.20 U	0.20 U	0.20 U	0.20 U	0.20 U
RI-MW2	RI-MW2-250305	GeoEngineers	3/5/2025	0.20 U	1.0 U	0.20 U	0.40 U	5.0 U	0.20 U	0.20 U	0.20 U	0.20 U	0.20 U	0.20 U
	RI-MW2-250429	GeoEngineers	4/29/2025	0.20 U	1.0 U	0.20 U	0.40 U	5.0 U	0.20 U	0.20 U	0.20 U	0.20 U	0.20 U	0.20 U
	RI-MW2-250812	GeoEngineers	8/12/2025	0.20 U	1.0 U	0.20 U	0.40 U	5.0 U	0.20 U	0.20 U	0.20 U	0.20 U	0.20 U	0.20 U
	RI-MW2-251112	GeoEngineers	11/12/2025	0.20 U	1.0 U	0.20 U	0.40 U	5.0 U	0.20 U	0.20 U	0.20 U	0.20 U	0.20 U	0.20 U
RI-MW3	RI-MW3-250305	GeoEngineers	3/5/2025	0.20 U	1.0 U	0.20 U	0.40 U	5.0 U	**1.0**	0.20 U	0.20 U	0.20 U	0.20 U	0.20 U
	RI-MW3-250429	GeoEngineers	4/29/2025	0.20 U	1.0 U	0.20 U	0.40 U	5.0 U	**0.67**	0.20 U	0.20 U	0.20 U	0.20 U	0.20 U
	RI-DUP-250429	GeoEngineers	4/29/2025	0.20 U	1.0 U	0.20 U	0.40 U	5.0 U	**0.64**	0.20 U	0.20 U	0.20 U	0.20 U	0.20 U
	RI-MW3-250812	GeoEngineers	8/12/2025	0.20 U	1.0 U	0.20 U	0.40 U	5.0 U	0.20 U	**0.48**	**0.34**	0.20 U	0.20 U	0.20 U
	RI-MW3-251112	GeoEngineers	11/12/2025	0.20 U	1.0 U	0.20 U	0.40 U	5.0 U	**0.58**	**0.38**	0.20 U	0.20 U	0.20 U	0.20 U
	RI-DUP-251112	GeoEngineers	11/12/2025	0.20 U	1.0 U	0.20 U	0.40 U	5.0 U	**0.54**	**0.33**	0.20 U	0.20 U	0.20 U	0.20 U
RI-MW4	RI-MW4-020625	GeoEngineers	2/6/2025	0.20 U	1.0 U	0.20 U	0.40 U	5.0 U	**0.27**	0.20 U	0.20 U	0.20 U	0.20 U	0.20 U
	RI-MW4-250430	GeoEngineers	4/30/2025	0.20 U	1.0 U	0.20 U	0.40 U	5.0 U	**0.26**	0.20 U	0.20 U	0.20 U	0.20 U	0.20 U
	RI-MW4-250812	GeoEngineers	8/12/2025	0.20 U	1.0 U	0.20 U	0.40 U	5.0 U	0.20 U	0.20 U	0.20 U	0.20 U	0.20 U	0.20 U
	RI-DUP-250812	GeoEngineers	8/12/2025	0.20 U	1.0 U	0.20 U	0.40 U	5.0 U	**0.21**	0.20 U	0.20 U	0.20 U	0.20 U	0.20 U
	RI-MW4-251112	GeoEngineers	11/12/2025	0.20 U	1.0 U	0.20 U	0.40 U	5.0 U	0.20 U	0.20 U	0.20 U	0.20 U	0.20 U	0.20 U
RI-MW5	RI-MW5-020625	GeoEngineers	2/6/2025	0.20 U	1.0 U	0.20 U	0.40 U	5.0 U	0.20 U	0.20 U	0.20 U	0.20 U	0.20 U	0.20 U
	RI-MW5-250430	GeoEngineers	4/30/2025	0.20 U	1.0 U	0.20 U	0.40 U	5.0 U	0.20 U	0.20 U	0.20 U	0.20 U	0.20 U	0.20 U
	RI-MW5-250812	GeoEngineers	8/12/2025	0.20 U	1.0 U	0.20 U	0.40 U	5.0 U	0.20 U	0.20 U	0.20 U	0.20 U	0.20 U	0.20 U
	RI-MW5-251112	GeoEngineers	11/12/2025	0.20 U	1.0 U	0.20 U	0.40 U	5.0 U	0.20 U	0.20 U	0.20 U	0.20 U	0.20 U	0.20 U
2025 Remedial Investigation, Grab Samples from Temporary Wells														
RI-DP1	RI-DP1-250204	GeoEngineers	2/4/2025	0.20 U	1.0 U	0.20 U	0.40 U	5.0 U	0.20 U	0.20 U	0.20 U	0.20 U	0.20 U	0.20 U
RI-DP2	RI-DP2-250204	GeoEngineers	2/4/2025	**0.67**	1.0 U	0.20 U	0.40 U	5.0 U	0.20 U	0.20 U	0.20 U	0.20 U	0.20 U	0.20 U
RI-DP4	RI-DP4-250204	GeoEngineers	2/4/2025	0.20 U	1.0 U	0.20 U	0.40 U	5.0 U	0.20 U	0.20 U	0.20 U	0.20 U	0.20 U	0.20 U
MTCA Method A or B Cleanup Level				5	1,000	700	1,000	7,200	5	5	16	160	400	0.2

Notes:

[1] Sample identification is the exploration identification and sample date. For example RI-MW1-251112 is the sample collected from well RI-MW1 on November 12, 2025.

[2] Chemical analyses performed by Onsite Environmental of Redmond, Washington for GeoEngineers. SES results as reported in Phase II ESA, Appendix B. Chemical analytical reports are included in Appendix C.

[3] Volatile organic compounds were analyzed by EPA Method 8260D. Analytes not listed were not detected in any samples.

[4] Sum of m,p-xylene and o-xylene. Where xylenes are non-detect, the highest laboratory reporting limit is shown.

BTEX = benzene, toluene, ethylbenzene, and xylenes

MTCA = Model Toxics Control Act

SES = SoundEarth Strategies, Inc.

U = Not detected above the laboratory reporting limit

µg/L = micrograms per Liter

"--" = Not analyzed

Bold value indicates analyte was detected at a concentration greater than the laboratory reporting limit.

Table 8

Technology Screening for Cleanup Alternatives

UW Mount Baker Laundry Site - RI/FS

Seattle, Washington

Remediation Technology	Description	Score									Rank	Retain (Y/N)
		Implementability	Protectiveness	Permanence	Effectiveness	Short-Term Risk Management	Restoration Time Frame	Consideration of Public Concerns	Cost	Total Score		
Monitored Natural Attenuation	Periodic sampling and analysis of soil and groundwater to evaluate degradation of COCs.	4	1	2	1	2	1	1	4	16	4	Y
Engineering and Institutional Controls	Utilizing buildings and other hardscapes planned for construction as part of property redevelopment as a barrier to prevent contact with COC-contaminated soil and groundwater. Recording an Environmental Covenant requiring implementation of a Environmental Media Management Plan (EMMP) and prohibiting the withdrawal of groundwater at the Site for beneficial use.	4	2	2	1	2	1	1	4	17	3	Y
In-situ Treatment	Treatment of COC-contaminated soil and groundwater using thermal remediation methods such as steam-enhanced extraction, electrical-resistance heating, or thermal-conductive heating. This method involves the injection of energy into the subsurface to mobilize and recover volatile organic compounds and petroleum hydrocarbons.	1	3	2	2	1	3	2	1	15	2	Y
Excavation and Off-Property Disposal	Excavation and off-site disposal of COC-contaminated soil and treatment of residual COC-contaminated soil and groundwater using a treatment chemical (e.g. PetroFix).	3	4	4	4	3	4	3	2	27	1	Y

Notes:

Scores = 0 least favorable, 4 most favorable.

Rank = Relative position to other technologies based on total score.

Total Score = Sum of individual scores.

COC = contaminant of concern.

N = Not retained for consideration in cleanup alternatives.

Y = Retained for consideration in cleanup alternatives.

Table 9

Alternatives Evaluation

UW Mount Baker Laundry Site - RI/FS

Seattle, Washington

	Cleanup Alternative 1 **In Situ Treatment and Engineering/Institutional Controls with Monitored Natural Attenuation**	**Cleanup Alternative 2** **Excavation and Off-Property Disposal and Engineering/Institutional Controls with Monitored Natural Attenuation**
Description	Treatment of soil and groundwater contaminated with only petroleum-related COCs (and not lead) using thermal remediation methods such as steam-enhanced extraction, electrical-resistance heating, or thermal-conductive heating. The planned hardscapes would be utilized to limit contact with any potential contamination remaining in place following redevelopment. An Environmental Covenant requiring implementation of a Environmental Media Management Plan for any residual COC-contaminated soil and groundwater that cannot be removed as part of the cleanup action excavation. Long-term groundwater monitoring would be conducted for	Excavation and off-site disposal of COC-contaminated soil during cleanup action activities. The planned hardscapes would be utilized to limit contact with any potential contamination remaining in place following the cleanup action and property improvements. An Environmental Covenant requiring implementation of a Environmental Media Management Plan for any residual COC-contaminated soil and groundwater that cannot be removed as part of the cleanup action excavation. A treatment chemical will be applied to the base of the excavation to treat any residual COC-contaminated soil and/or groundwater. Long-term groundwater monitoring would be conducted for MNA.
THRESHOLD REQUIREMENTS		
Description	**Yes**—Cleanup alternative will protect human health and the environment. Worker protections will be needed in areas where COCs in soil are present at concentrations exceeding MTCA cleanup levels.	**Yes—**Cleanup alternative will protect human health and the environment. Worker protections will be needed in areas where COCs in soil are present at concentrations exceeding MTCA cleanup levels.
Compliant with Cleanup Standards	Yes—for only soil contaminated with petroleum-related COCs—Cleanup alternative will comply with cleanup standards for soil. Concentrations of petroluem-related COCs in soil will be reduced to below MTCA cleanup levels at the point of compliance. Residual COC-contaminated soil and groundwater would No—for soil contaminated with lead—Cleanup alternative will NOT comply with cleanup standards for soil. Concentrations of lead in soil will NOT be reduced to below MTCA cleanup levels at the point of compliance. Lead-contaminated soil would be covered with an engineered cap.	Yes—Soil Only—Cleanup alternative will comply with cleanup standards. Concentrations of COCs in soil will be reduced to below MTCA cleanup levels at the point of compliance. Residual COC-contaminated soil and groundwater remaining would be treated with in-situ chemical treatment (PetroFix) followed by MNA and implementation of engineered and institutional controls.
Compliant with Applicable State and Federal Laws	**Yes**—Cleanup alternative will comply with applicable laws.	**Yes—**Cleanup alternative will comply with applicable laws.
Provision for Compliance Monitoring	Yes—Long-term compliance monitoring for groundwater at the Site will be required.	Yes—Long-term compliance monitoring for groundwater at the Site will be required.
OTHER REQUIREMENTS		
Permanent to the Maximum Extent Practicable (see detail below)	**Yes—**Cleanup alternative is permanent to the maximum extent practicable.	**Yes—**Cleanup alternative is permanent to the maximum extent practicable.
Reasonable Restoration Time Frame	**Yes**—Site restoration time frame is <1 year following the start of remediation activities, followed by long-term groundwater monitoring for a period of 3-5 years.	**Yes—**Site restoration time frame is <1 year following the start of remediation activities, followed by long-term groundwater monitoring for a period of 3-5 years.
EVALUATION CRITERIA FOR PERMANENCE TO THE MAXIMUM EXTENT PRACTICABLE		
Protectiveness (30% Weighted Factor)	Cleanup alternative will achieve overall protection. = 3	Cleanup alternative will achieve overall protection. = **4**
Permanence (20% Weighted Factor)	Cleanup alternative will remediate soil and groundwater contaminated with petroleum-related COCs at the property. However, lead-contaminated soil will remain at the property and residual petroleum-contaminated groundwater and/or soil may remain beneath the City of Seattle ROW. = 2	Cleanup alternative will remediate COC-contaminated soil at the property. However, COC-contaminated soil may remain beneath the City of Seattle ROW. COC-contaminated groundwater would likely attenuate at the property. = 4
Long-Term Effectiveness (20% Weighted Factor)	Cleanup alternative is a permanent solution for COC-contaminated soil. = 3	Removal is the most permanent solution for COC-contaminated soil. = 4
Short-Term Risk Management (10% Weighted Factor)	Cleanup alternative would pose a short-term risk for personnel performing field work and would require controls to eliminate the potential for impacts to the public. = **1**	Cleanup alternative would pose a limited short-term risk for personnel performing field work. = **4**
Technical and Administrative Implementability (10% Weighted Factor)	Cleanup alternative requires engineering component that may delay property improvements, with field work, reporting, and legal administrative matters. = **2**	Cleanup alternative requires some field work, reporting, and legal administrative matters. = **3**
Public Concerns (10% Weighted Factor)	Cleanup alternative may cause some public concern due to the remediation process. = **2**	Cleanup alternative may cause some limited public concern; however, complete removal of COC-contaminated soil is a remedy generally accepted by the public. = 4
Overall Score	**2.4**	**3.9**

Notes:

BTEX - benzene, toluene, ethylbenzene, and xylenes

COCs retained for evaluation through the focused feasibility study include total petroleum hydrocarbons as gasoline-range organics, and BTEX.

COCs = contaminant of concern

MTCA = Washington State Model Toxics Control Act Regulation

MNA = monitored natural attenuation

ROW = right-of-way

Figures

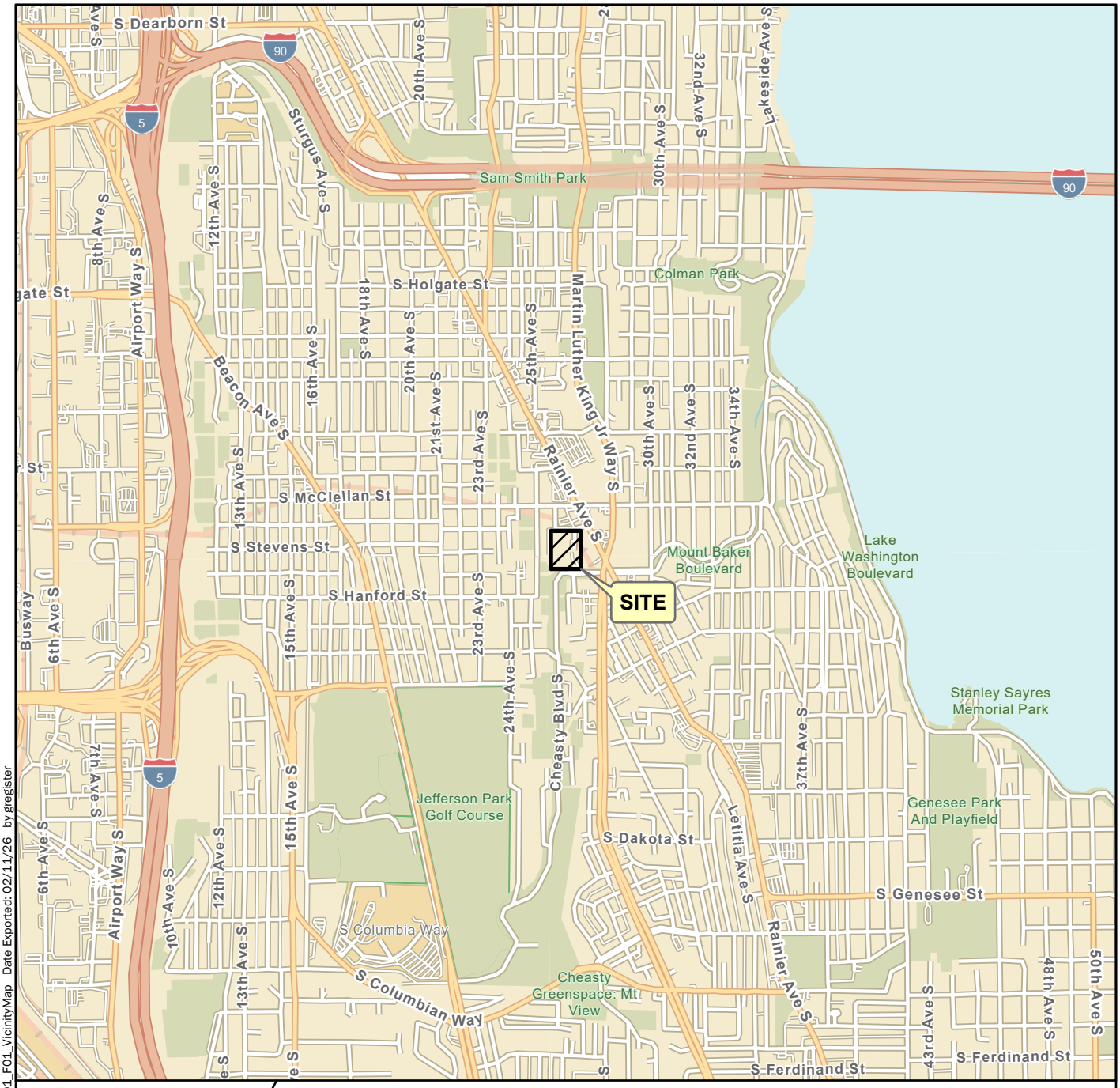

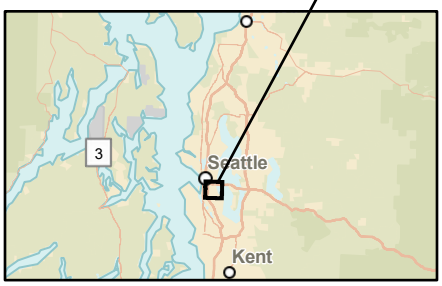

N

0 2,000

Feet

Source(s):
- ESRI

Coordinate System: NAD 1983 UTM Zone 10N

Disclaimer: This figure was created for a specific purpose and project. Any use of this figure for any other project or purpose shall be at the user's sole risk and without liability to GeoEngineers. The locations of features shown may be approximate. GeoEngineers makes no warranty or representation as to the accuracy, completeness, or suitability of the figure, or data contained therein. The file containing this figure is a copy of a master document, the original of which is retained by GeoEngineers and is the official document of record.

Vicinity Map

UW Mount Baker Laundry Site, RI-FS Report
Seattle, Washington

GeoEngineers

Figure 1

P:\17\17613012\GIS\17613012_Project\17613012_Project.aprx\1761301201_F01_VicinityMap Date Exported: 02/11/26 by gregister

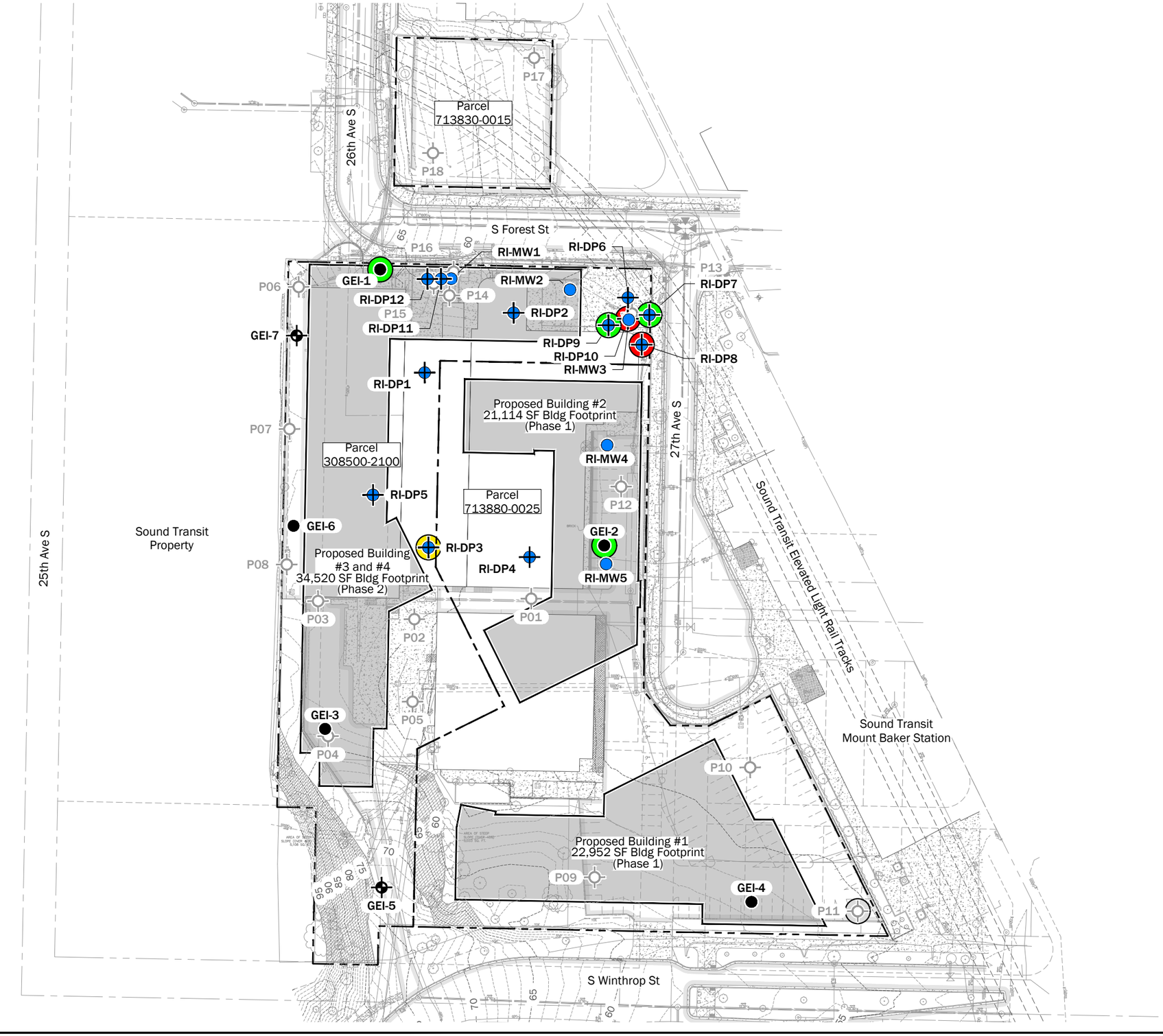

Legend

- Site Boundary
- Parcel Boundary
- Proposed Building
- Steep Slope Environmentally Critical Area (Defined as 40 Percent Slope or Steeper)
- GEI-1 — Geotechnical Boring with Monitoring Well by GeoEngineers, 2025
- GEI-5 — Geotechnical Boring by GeoEngineers, 2025
- RI-DP1 — Remedial Investigation Boring by GeoEngineers, 2025
- RI-MW-1 — Remedial Investigation Monitoring Well by GeoEngineers, 2025
- P01 — Phase II ESA Boring by SoundEarth, 2019
- Contaminants of Concern at Concentrations Exceeding Model Toxics Control Act (MTCA) Method A Cleanup Level
- Chlorinated Volatile Organic Compounds Detected
- Petroleum Related Compounds Detected at Concentration Less than Model Toxics Control Act (MTCA) Method A Cleanup Levels
- cPAHs Exceeded the Calculated Model Toxics Control Act (MTCA) Total Toxic Equivalent Concentration (TEQ) Due to Elevated Laboratory Reporting Limits. This Soil is not Identified as a Remedial Area.

Note(s):

1. SoundsEarth boring locations approximated based on report figures, boring logs, and field observations.
2. Exceedance at P11 of cPAH TEC due to diluted sample and elevated RLs.

Source: Survey from Bush, Roed and Hitchings, Inc., dated 10/18/2024

Coordinate System: WA State Plane, North Zone, NAD83, US Foot

Disclaimer: This figure was created for a specific purpose and project. Any use of this figure for any other project or purpose shall be at the user's sole risk and without liability to GeoEngineers. The locations of features shown may be approximate. GeoEngineers makes no warranty or representation as to the accuracy, completeness, or suitability of the figure, or data contained therein. The file containing this figure is a copy of a master document, the original of which is retained by GeoEngineers and is the official document of record.

N

0 80

Feet

Site Plan with Soil Conditions Summary

UW Mount Baker Laundry Site, RI-FS Report
Seattle, Washington

GeoEngineers

Figure 2

P:\17\17613012\CAD\01\ri-fs report\1761301201_F2_SP with Soil Conditons Sum..dwg 2 Date Exported:2/27/2026 12:53 PM - by Gabby Register

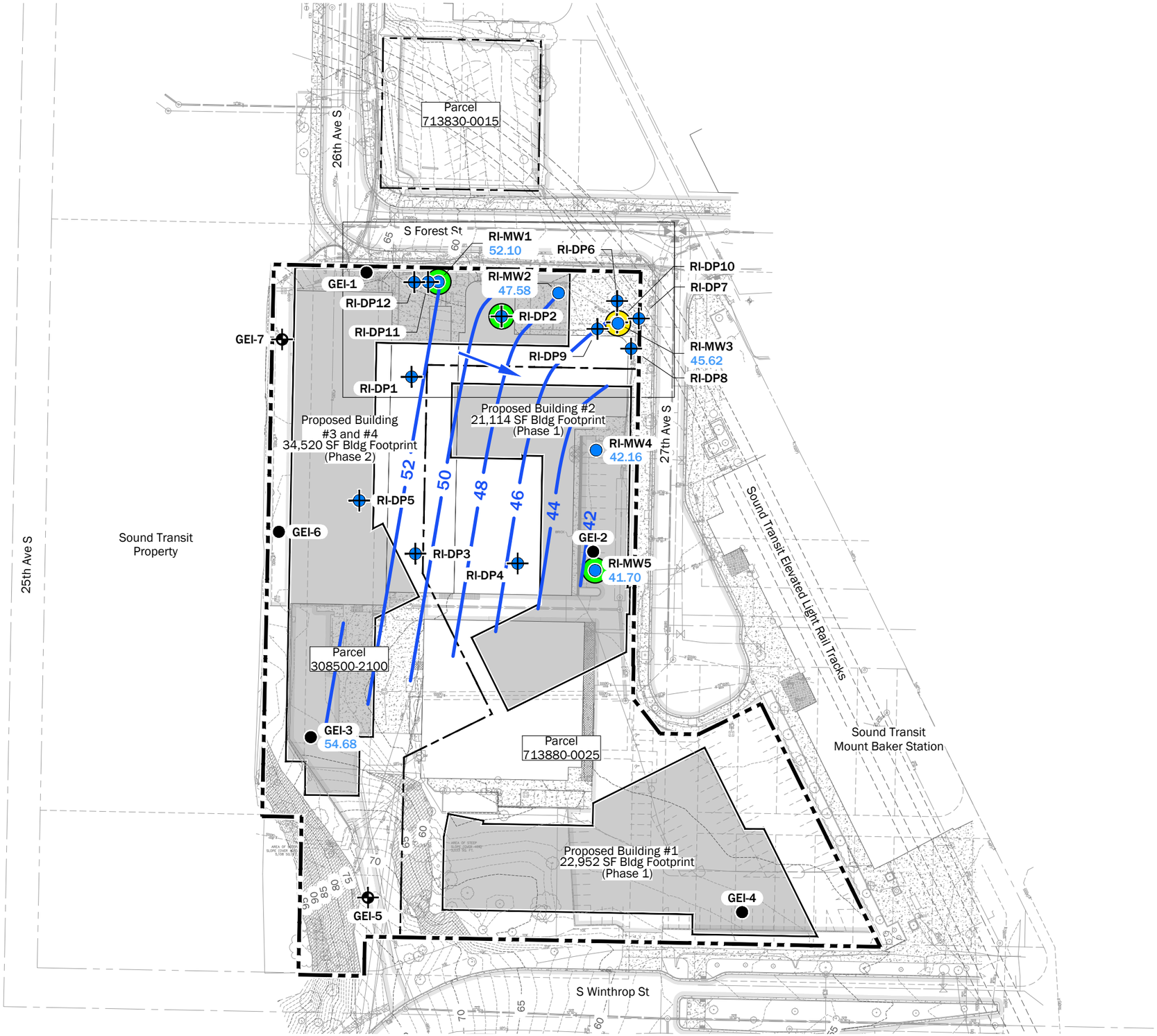

Legend

- Site Boundary
- Parcel Boundary
- Approximate Groundwater Flow Direction
- 50 — Groundwater Contours
- Proposed Building
- Steep Slope Environmentally Critical Area (Defined as 40 Percent Slope or Steeper)
- GEI-1 — Geotechnical Boring with Monitoring Well by GeoEngineers, 2025
- GEI-5 — Geotechnical Boring by GeoEngineers, 2025
- RI-DP1 — Remedial Investigation Boring by GeoEngineers, 2025
- RI-MW-1 — Remedial Investigation Monitoring Well by GeoEngineers, 2025
- 41.70 — Groundwater Elevation (February-March 2025), Well Screened in Fill
- Chlorinated Volatile Organic Compounds Detected
- Petroleum Related Compounds Detected at Concentration Less than Model Toxics Control Act (MTCA) Method A Cleanup Levels

Source: Survey from Bush, Roed and Hitchings, Inc., dated 10/18/2024

Coordinate System: WA State Plane, North Zone, NAD83, US Foot

Disclaimer: This figure was created for a specific purpose and project. Any use of this figure for any other project or purpose shall be at the user's sole risk and without liability to GeoEngineers. The locations of features shown may be approximate. GeoEngineers makes no warranty or representation as to the accuracy, completeness, or suitability of the figure, or data contained therein. The file containing this figure is a copy of a master document, the original of which is retained by GeoEngineers and is the official document of record.

N

0 80
Feet

Site Plan with Shallow Groundwater Conditions Summary

UW Mount Baker Laundry Site, RI-FS Report
Seattle, Washington

GeoEngineers

Figure 3

P:\17\17613012\CAD\01\rifs report\17613012O1_F3_SP with Shallow GW Conditions Sum..dwg 3 Date Exported:2/27/2026 12:51 PM - by Gabby Register

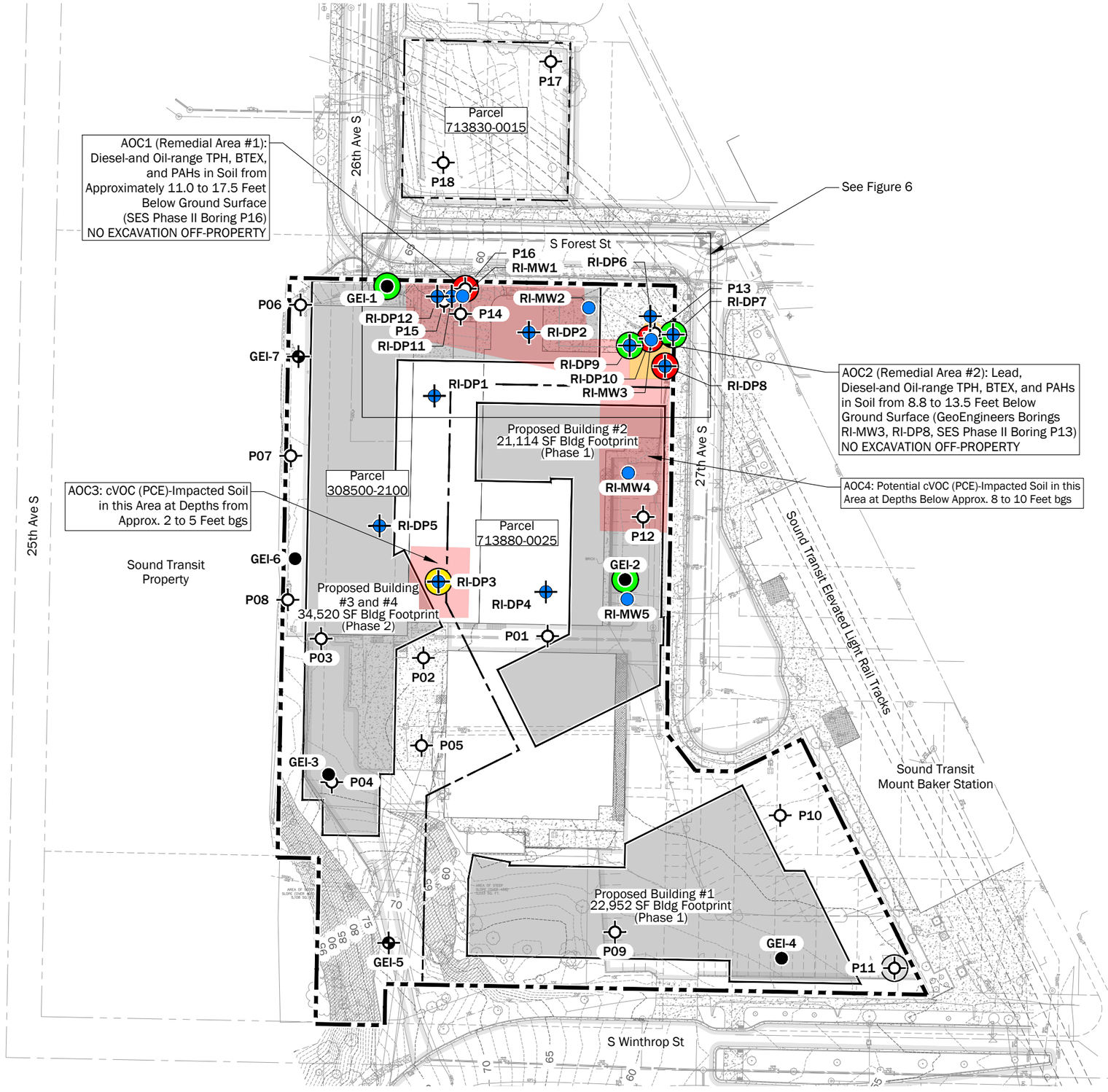

Legend

- Site Boundary
- Parcel Boundary
- Proposed Building
- Steep Slope Environmentally Critical Area (Defined as 40 Percent Slope or Steeper)
- GEI-1 — Geotechnical Boring with Monitoring Well by GeoEngineers, 2025
- GEI-5 — Geotechnical Boring by GeoEngineers, 2025
- RI-DP1 — Remedial Investigation Boring by GeoEngineers, 2025
- RI-MW-1 — Remedial Investigation Monitoring Well by GeoEngineers, 2025
- P01 — Phase II ESA Boring by SoundEarth, 2019
- Contaminants of Concern at Concentrations Exceeding Model Toxics Control Act (MTCA) Method A Cleanup Level
- Chlorinated Volatile Organic Compounds Detected
- Petroleum Related Compounds Detected at Concentration Less than Model Toxics Control Act (MTCA) Method A Cleanup Levels
- cPAHs Exceeded the Calculated Model Toxics Control Act (MTCA) Total Toxic Equivalent Concentration (TEQ) Due to Elevated Laboratory Reporting Limits. This Soil is not Identified as a Remedial Area.

Note(s):

1. SoundsEarth boring locations approximated based on report figures, boring logs, and field observations.
2. Exceedance at P11 of cPAH TEC due to diluted sample and elevated RLs.

Source: Survey from Bush, Roed and Hitchings, Inc., dated 10/18/2024

Coordinate System: WA State Plane, North Zone, NAD83, US Foot

Disclaimer: This figure was created for a specific purpose and project. Any use of this figure for any other project or purpose shall be at the user's sole risk and without liability to GeoEngineers. The locations of features shown may be approximate. GeoEngineers makes no warranty or representation as to the accuracy, completeness, or suitability of the figure, or data contained therein. The file containing this figure is a copy of a master document, the original of which is retained by GeoEngineers and is the official document of record.

N

0 80

Feet

Areas of Concern

UW Mount Baker Laundry Site, RI-FS Report
Seattle, Washington

GeoEngineers

Figure 4

P:\17\17613012\CAD\01\RI-FS Report\17613012O1_F4_Areas of Concern.dwg 4 Date Exported:3/18/2026 2:46 PM - by Gabby Register

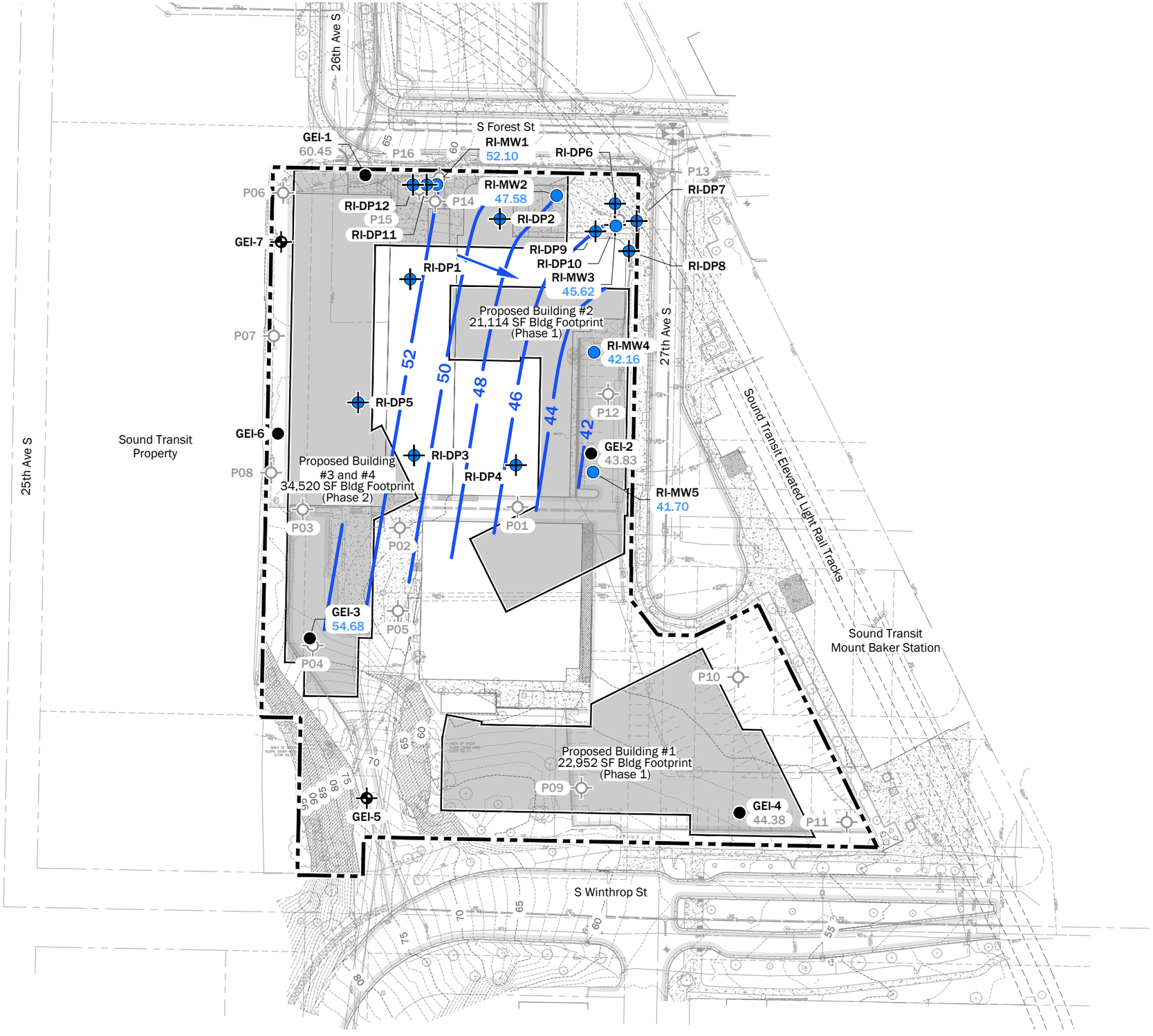

Legend

- Site Boundary
- Approximate Groundwater Flow Direction
- 42 Groundwater Contour
- Proposed Building
- Steep Slope Environmentally Critical Area (Defined as 40 Percent Slope or Steeper)
- GEI-1 Geotechnical Boring with Monitoring Well by GeoEngineers, 2025
- GEI-5 Geotechnical Boring by GeoEngineers, 2025
- RI-DP1 Remedial Investigation Boring by GeoEngineers, 2025
- RI-MW-1 Remedial Investigation Monitoring Well by GeoEngineers, 2025
- P01 Phase II ESA Boring by SoundEarth, 2019
- 41.70 Groundwater Elevation (February-March 2025), Well Screened in Fill
- 44.38 Groundwater Elevation (February-March 2025), Well Screened in Deep Hydrogeologic Unit

Note(s):

1. Cleanup activities in the two remedial areas will follow procedures described in the Soil Management Plan.
2. Remedial area boundaries are estimated based on explorations performed by GoeEngineers (2025) and Sound Earth Strategies (2019).

Source: Survey from Bush, Roed and Hitchings, Inc., dated 10/18/2024

Coordinate System: WA State Plane, North Zone, NAD83, US Foot

Disclaimer: This figure was created for a specific purpose and project. Any use of this figure for any other project or purpose shall be at the user's sole risk and without liability to GeoEngineers. The locations of features shown may be approximate. GeoEngineers makes no warranty or representation as to the accuracy, completeness, or suitability of the figure, or data contained therein. The file containing this figure is a copy of a master document, the original of which is retained by GeoEngineers and is the official document of record.

N

0 80

Feet

Groundwater Elevations, February-March 2025

UW Mount Baker Laundry Site, RI-FS Report
Seattle, Washington

GeoEngineers

Figure 5

P:\17\17613012\CAD\01\ri-fs report\17613012O1_F5_GW Feb-Mar 2025.dwg 5 Date Exported:2/19/2026 11:06 AM - by Gabby Register

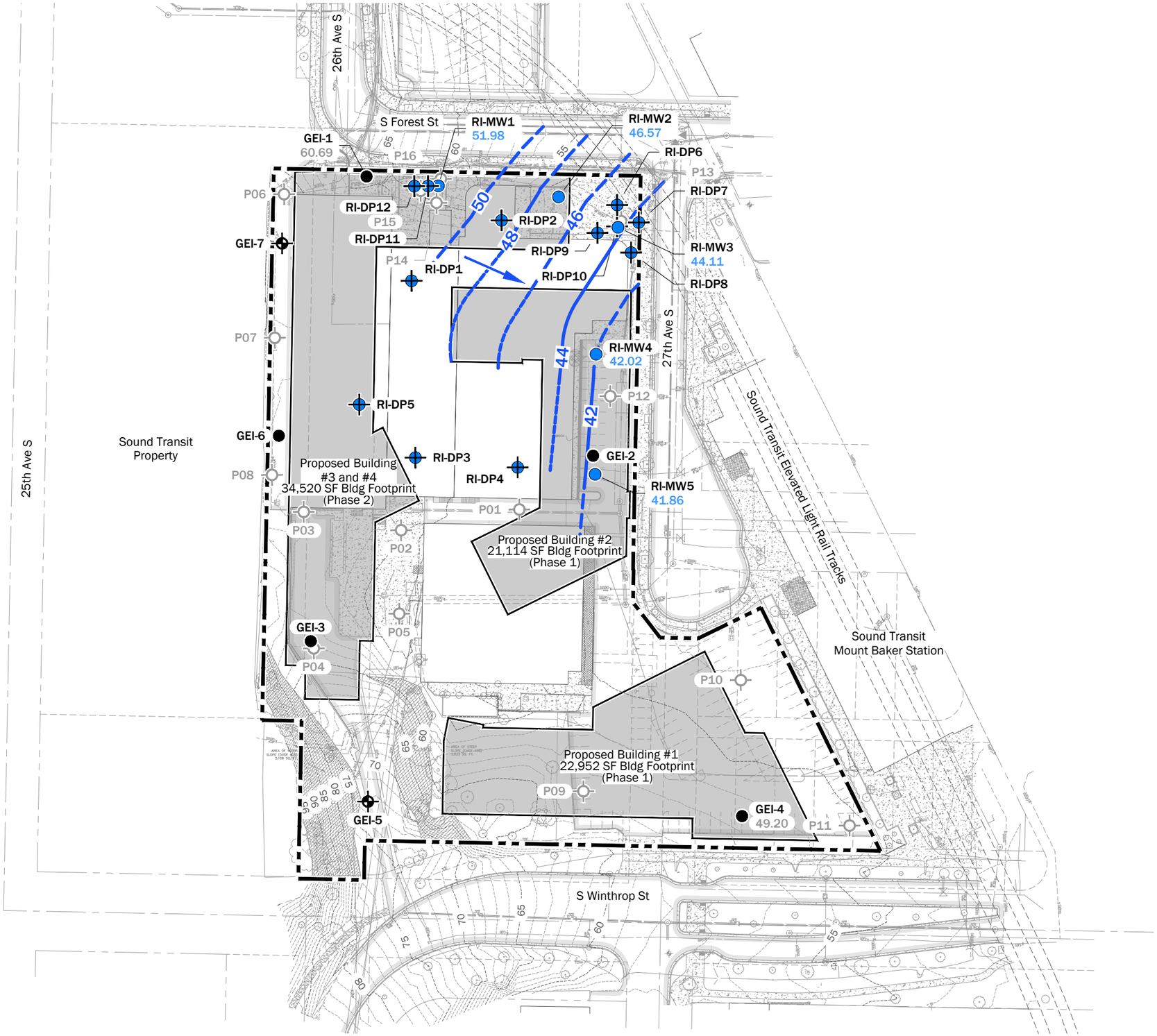

Legend

- Site Boundary
- Approximate Groundwater Flow Direction
- 42 — Groundwater Contour
- Inferred Groundwater Contour
- Proposed Building
- Steep Slope Environmentally Critical Area (Defined as 40 Percent Slope or Steeper)
- GEI-1 — Geotechnical Boring with Monitoring Well by GeoEngineers, 2025
- GEI-5 — Geotechnical Boring by GeoEngineers, 2025
- RI-DP1 — Remedial Investigation Boring by GeoEngineers, 2025
- RI-MW-1 — Remedial Investigation Monitoring Well by GeoEngineers, 2025
- P01 — Phase II ESA Boring by SoundEarth, 2019
- 41.86 — Groundwater Elevation (April 2025), Well Screened in Fill
- 49.20 — Groundwater Elevation (April 2025), Well Screened in Deep Hydrogeologic Unit

Note(s):

1. Cleanup activities in the two remedial areas will follow procedures described in the Soil Management Plan.
2. Remedial area boundaries are estimated based on explorations performed by GoeEngineers (2025) and Sound Earth Strategies (2019).

Source: Survey from Bush, Roed and Hitchings, Inc., dated 10/18/2024

Coordinate System: WA State Plane, North Zone, NAD83, US Foot

Disclaimer: This figure was created for a specific purpose and project. Any use of this figure for any other project or purpose shall be at the user's sole risk and without liability to GeoEngineers. The locations of features shown may be approximate. GeoEngineers makes no warranty or representation as to the accuracy, completeness, or suitability of the figure, or data contained therein. The file containing this figure is a copy of a master document, the original of which is retained by GeoEngineers and is the official document of record.

N

0 80

Feet

Groundwater Elevations, April 2025

UW Mount Baker Laundry Site, RI-FS Report
Seattle, Washington

GeoEngineers

Figure 6

P:\17\17613012\CAD\01\rifs report\17613012O1_F6_GW April 2025.dwg 6 Date Exported:2/11/2026 11:23 AM - by Gabby Register

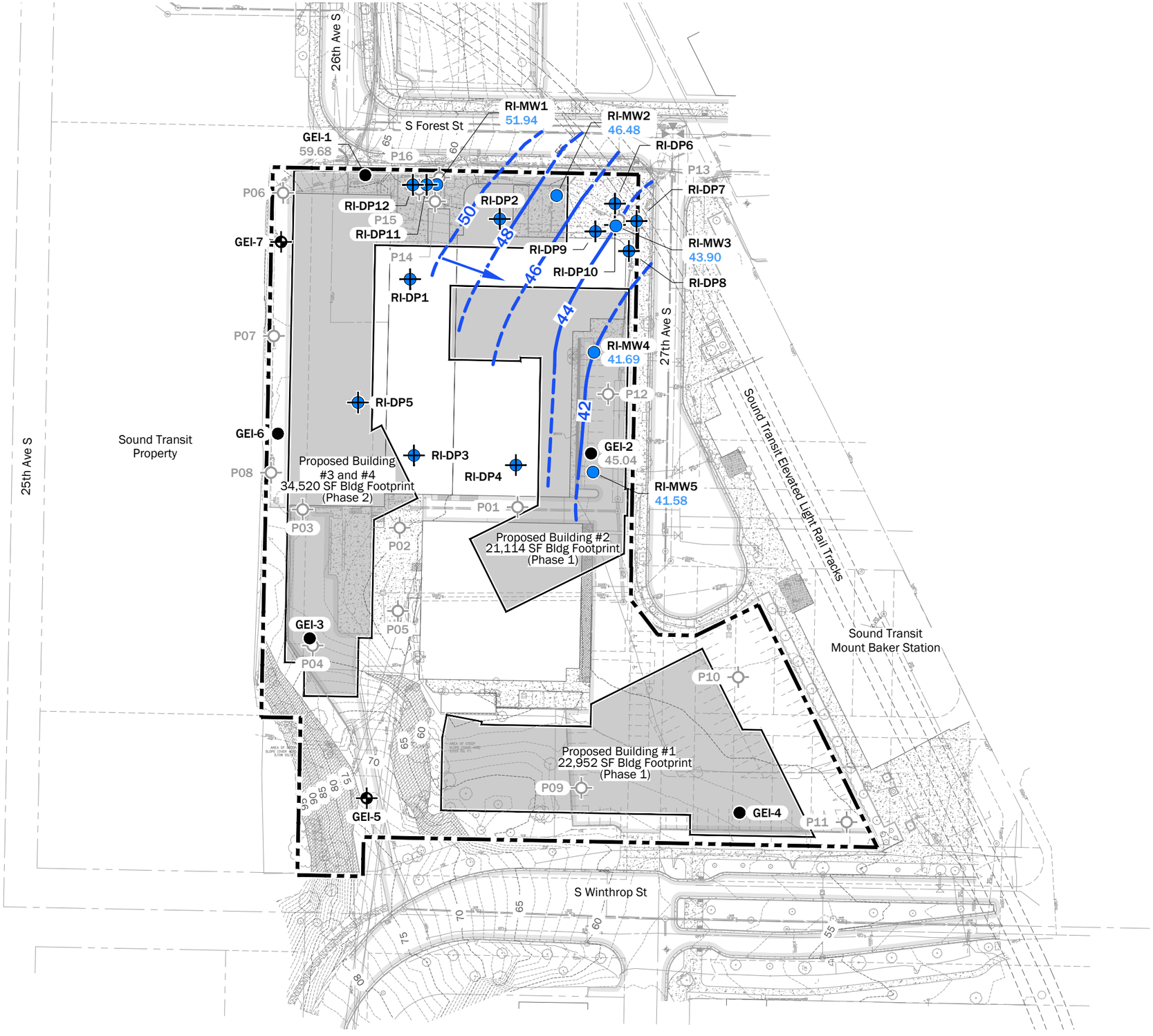

Legend

- Site Boundary
- Approximate Groundwater Flow Direction
- 42 — Groundwater Contour
- Inferred Groundwater Contour
- Proposed Building
- Steep Slope Environmentally Critical Area (Defined as 40 Percent Slope or Steeper)
- GEI-1 — Geotechnical Boring with Monitoring Well by GeoEngineers, 2025
- GEI-5 — Geotechnical Boring by GeoEngineers, 2025
- RI-DP1 — Remedial Investigation Boring by GeoEngineers, 2025
- RI-MW-1 — Remedial Investigation Monitoring Well by GeoEngineers, 2025
- P01 — Phase II ESA Boring by SoundEarth, 2019
- 41.58 — Groundwater Elevation (August 2025), Well Screened in Fill
- 45.04 — Groundwater Elevation (August 2025), Well Screened in Deep Hydrogeologic Unit

Note(s):

1. Cleanup activities in the two remedial areas will follow procedures described in the Soil Management Plan.
2. Remedial area boundaries are estimated based on explorations performed by GoeEngineers (2025) and Sound Earth Strategies (2019).

Source: Survey from Bush, Roed and Hitchings, Inc., dated 10/18/2024

Coordinate System: WA State Plane, North Zone, NAD83, US Foot

Disclaimer: This figure was created for a specific purpose and project. Any use of this figure for any other project or purpose shall be at the user's sole risk and without liability to GeoEngineers. The locations of features shown may be approximate. GeoEngineers makes no warranty or representation as to the accuracy, completeness, or suitability of the figure, or data contained therein. The file containing this figure is a copy of a master document, the original of which is retained by GeoEngineers and is the official document of record.

N

0 80

Feet

Groundwater Elevations, August 2025

UW Mount Baker Laundry Site, RI-FS Report
Seattle, Washington

GeoEngineers

Figure 7

P:\17\17613012\CAD\01\ri-fs report\17613012O1_F7_GW Aug 2025.dwg 7 Date Exported:2/11/2026 11:23 AM - by Gabby Register

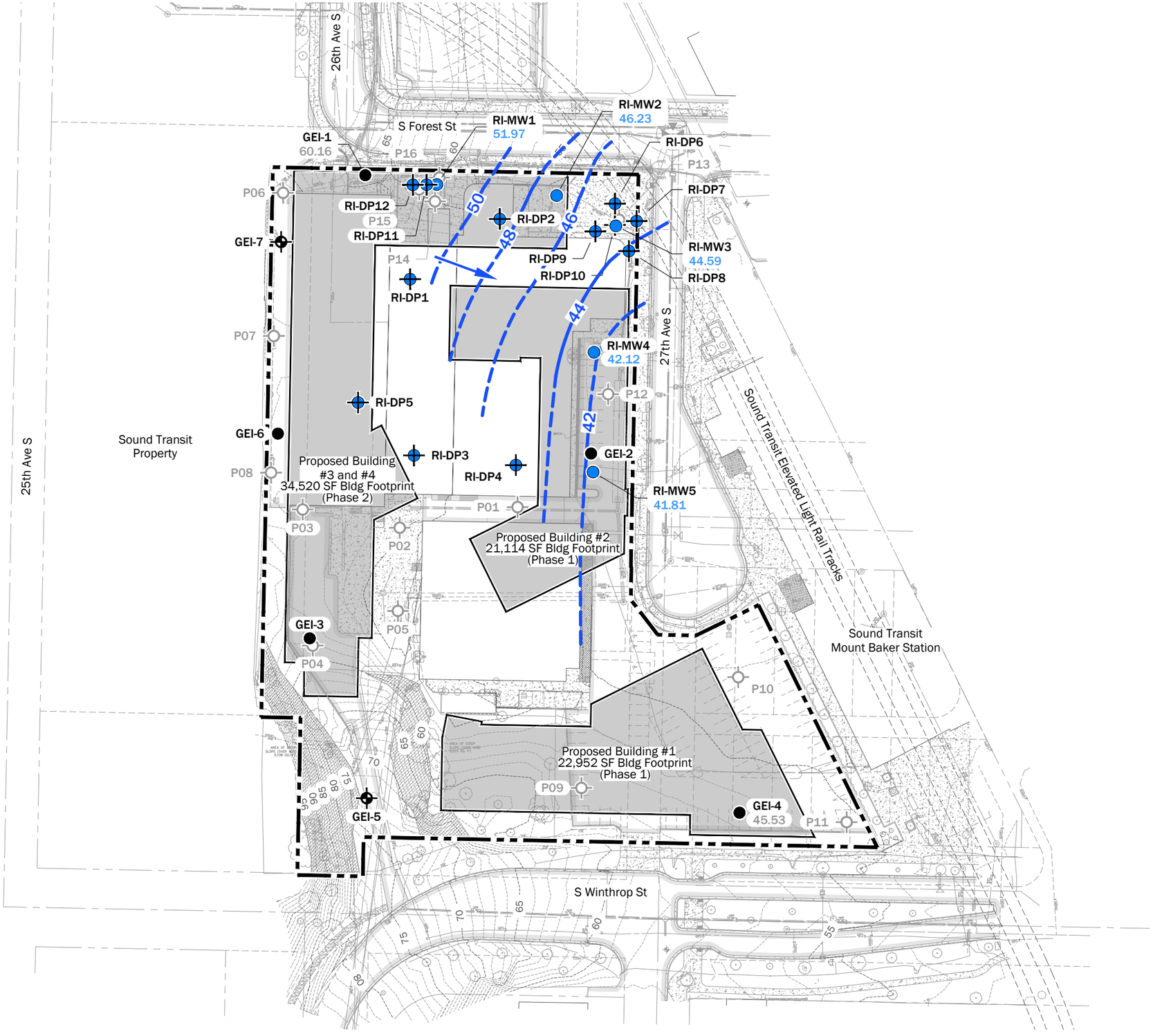

Legend

- Site Boundary
- Approximate Groundwater Flow Direction
- 42 Groundwater Contour
- Inferred Groundwater Contour
- Proposed Building
- Steep Slope Environmentally Critical Area (Defined as 40 Percent Slope or Steeper)
- GEI-1 Geotechnical Boring with Monitoring Well by GeoEngineers, 2025
- GEI-5 Geotechnical Boring by GeoEngineers, 2025
- RI-DP1 Remedial Investigation Boring by GeoEngineers, 2025
- RI-MW-1 Remedial Investigation Monitoring Well by GeoEngineers, 2025
- P01 Phase II ESA Boring by SoundEarth, 2019
- 41.81 Groundwater Elevation (November 2025), Well Screened in Fill
- 45.53 Groundwater Elevation (November 2025), Well Screened in Deep Hydrogeologic Unit

Note(s):

1. Cleanup activities in the two remedial areas will follow procedures described in the Soil Management Plan.
2. Remedial area boundaries are estimated based on explorations performed by GoeEngineers (2025) and Sound Earth Strategies (2019).

Source: Survey from Bush, Roed and Hitchings, Inc., dated 10/18/2024

Coordinate System: WA State Plane, North Zone, NAD83, US Foot

Disclaimer: This figure was created for a specific purpose and project. Any use of this figure for any other project or purpose shall be at the user's sole risk and without liability to GeoEngineers. The locations of features shown may be approximate. GeoEngineers makes no warranty or representation as to the accuracy, completeness, or suitability of the figure, or data contained therein. The file containing this figure is a copy of a master document, the original of which is retained by GeoEngineers and is the official document of record.

N

0 80

Feet

Groundwater Elevations, November 2025

UW Mount Baker Laundry Site, RI-FS Report
Seattle, Washington

GeoEngineers

Figure 8

P:\17\17613012\CAD\01\ri-fs report\17613012O1_F8_GW Nov 2025.dwg 8 Date Exported:2/11/2026 11:22 AM - by Gabby Register

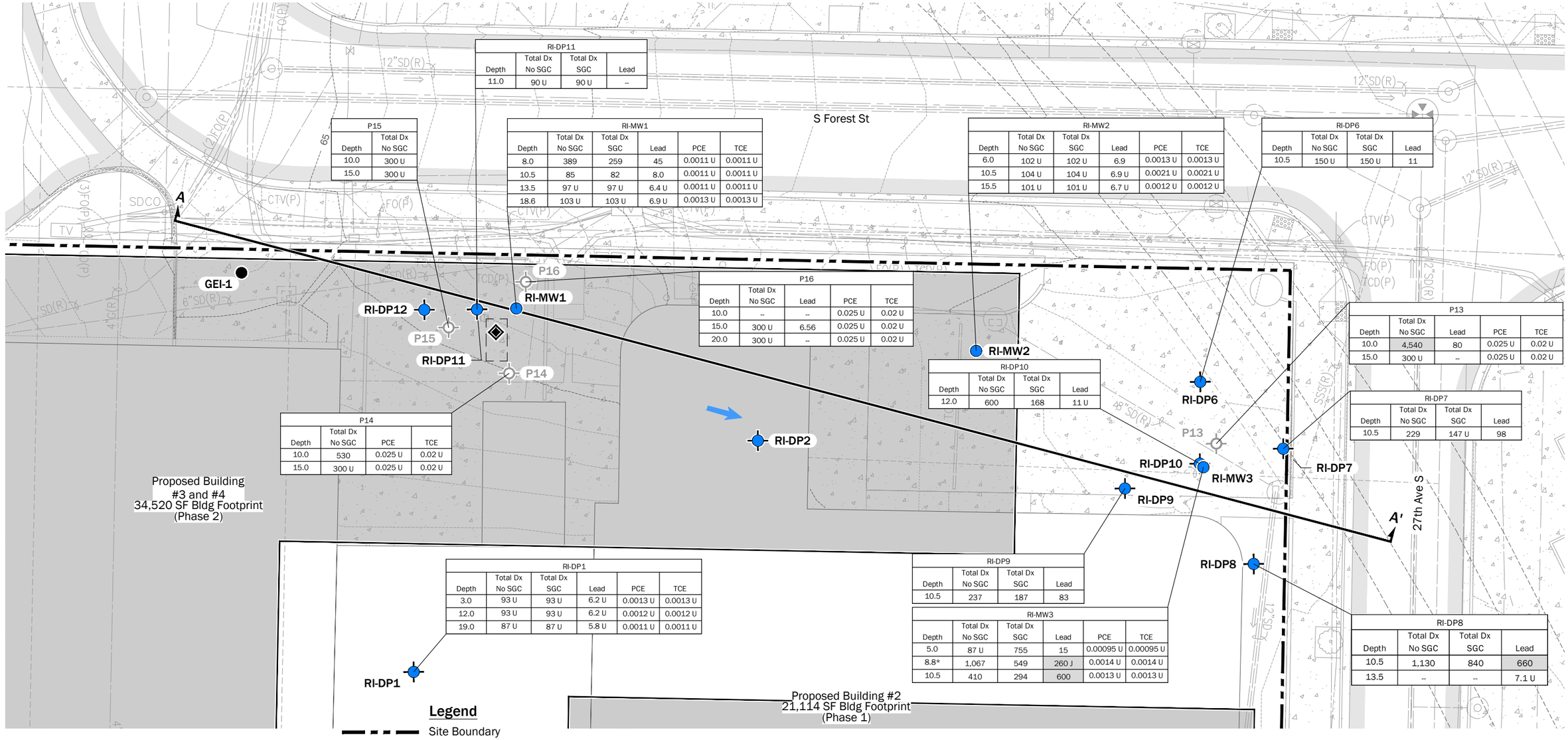

RI-DP11			
Depth	Total Dx No SGC	Total Dx SGC	Lead
11.0	90 U	90 U	--

P15	
Depth	Total Dx No SGC
10.0	300 U
15.0	300 U

RI-MW1					
Depth	Total Dx No SGC	Total Dx SGC	Lead	PCE	TCE
8.0	389	259	45	0.0011 U	0.0011 U
10.5	85	82	8.0	0.0011 U	0.0011 U
13.5	97 U	97 U	6.4 U	0.0011 U	0.0011 U
18.6	103 U	103 U	6.9 U	0.0013 U	0.0013 U

RI-MW2					
Depth	Total Dx No SGC	Total Dx SGC	Lead	PCE	TCE
6.0	102 U	102 U	6.9	0.0013 U	0.0013 U
10.5	104 U	104 U	6.9 U	0.0021 U	0.0021 U
15.5	101 U	101 U	6.7 U	0.0012 U	0.0012 U

RI-DP6			
Depth	Total Dx No SGC	Total Dx SGC	Lead
10.5	150 U	150 U	11

P16				
Depth	Total Dx No SGC	Lead	PCE	TCE
10.0	--	--	0.025 U	0.02 U
15.0	300 U	6.56	0.025 U	0.02 U
20.0	300 U	--	0.025 U	0.02 U

P13				
Depth	Total Dx No SGC	Lead	PCE	TCE
10.0	4,540	80	0.025 U	0.02 U
15.0	300 U	--	0.025 U	0.02 U

RI-DP10			
Depth	Total Dx No SGC	Total Dx SGC	Lead
12.0	600	168	11 U

RI-DP7			
Depth	Total Dx No SGC	Total Dx SGC	Lead
10.5	229	147 U	98

P14			
Depth	Total Dx No SGC	PCE	TCE
10.0	530	0.025 U	0.02 U
15.0	300 U	0.025 U	0.02 U

RI-DP1					
Depth	Total Dx No SGC	Total Dx SGC	Lead	PCE	TCE
3.0	93 U	93 U	6.2 U	0.0013 U	0.0013 U
12.0	93 U	93 U	6.2 U	0.0012 U	0.0012 U
19.0	87 U	87 U	5.8 U	0.0011 U	0.0011 U

RI-DP9			
Depth	Total Dx No SGC	Total Dx SGC	Lead
10.5	237	187	83

RI-MW3					
Depth	Total Dx No SGC	Total Dx SGC	Lead	PCE	TCE
5.0	87 U	755	15	0.00095 U	0.00095 U
8.8*	1,067	549	260 J	0.0014 U	0.0014 U
10.5	410	294	600	0.0013 U	0.0013 U

RI-DP8			
Depth	Total Dx No SGC	Total Dx SGC	Lead
10.5	1,130	840	660
13.5	--	--	7.1 U

Legend

- Site Boundary
- Approximate Underground Storage Tank (UST)
- A' Cross Section Location
- Proposed Building
- Estimated Groundwater Flow Direction
- UST Fill Port
- GEI-1 Geotechnical Boring with Monitoring Well by GeoEngineers, 2025
- RI-DP1 Remedial Investigation Boring by GeoEngineers, 2025
- RI-MW-1 Remedial Investigation Monitoring Well by GeoEngineers, 2025
- P13 Phase II ESA Boring by SoundEarth, 2019

P13			
Depth	DRO+ORO No SGC	DRO+ORO SGC	Lead
10.0	4,540	--	80.0
15.0	300 U	--	--

Sample Identification

Depth = feet bgs

Total Dx, No SGC = Sum of Diesel Range Organics and Lube Oil Range Organics, by NWTPH-Dx without silica gel cleanup, in mg/kg

Total Dx, SGC = Sum of Diesel Range Organics and Lube Oil Range Organics, by NWTPH-Dx with silica gel cleanup, in mg/kg

Lead = by EPA 6010D/7471B, in mg/kgPCE

PCE = tetrachloroethene

TCE = trichlorothene

J = estimated value

Text Format Key

- 4,540 Exceeds Preliminary Cleanup Level
- -- Not Analyzed
- U Non-Detect
- * Duplicate Sample Taken, Higher Concentration or RL Displayed

N

0 20

Feet

Source: Survey from Bush, Roed and Hitchings, Inc., dated 10/18/2024

Coordinate System: WA State Plane, North Zone, NAD83, US Foot

Disclaimer: This figure was created for a specific purpose and project. Any use of this figure for any other project or purpose shall be at the user's sole risk and without liability to GeoEngineers. The locations of features shown may be approximate. GeoEngineers makes no warranty or representation as to the accuracy, completeness, or suitability of the figure, or data contained therein. The file containing this figure is a copy of a master document, the original of which is retained by GeoEngineers and is the official document of record.

Soil Results, Northern Area

UW Mount Baker Laundry Site, RI-FS Report
Seattle, Washington

GeoEngineers

Figure 9

P:\17\17613012\CAD\01\rifs report\17613012O1_F9_Soil Results, Northern Area.dwg 9 Date Exported:2/18/2026 8:16 AM - by Gabby Register

RI-MW1						
Date	Total Dx No SGC	Total Dx SGC	Lead, Total	Lead, Dissolved	PCE	TCE
2/6/2025*	400 U	400 U	--	--	0.20 U	0.20 U
4/29/2025	400 U	400 U	--	--	0.21	0.20 U
8/12/2025	580	420 U	1.1 U	1.0 U	0.20 U	0.20 U
11/12/2025	400 U	400 U	1.1 U	1.0 U	0.20 U	0.20 U

P16 (Grab)			
Date	Total Dx No SGC	PCE	TCE
11/1/2019	2,090	1 U	1 U

RI-MW2						
Date	Total Dx No SGC	Total Dx SGC	Lead, Total	Lead, Dissolved	PCE	TCE
3/5/2025	420 U	420 U	--	--	0.20 U	0.20 U
4/29/2025	400 U	400 U	--	--	0.20 U	0.20 U
8/12/2025	400 U	400 U	1.1 U	1.0 U	0.20 U	0.20 U
11/12/2025	420 U	420 U	1.1 U	1.0 U	0.20 U	0.20 U

P13 (Grab)			
Date	Total Dx No SGC	PCE	TCE
10/31/2019	1,430	1 U	1 U

P14 (Grab)			
Date	Total Dx No SGC	PCE	TCE
11/1/2019	730	1 U	1 U

RI-MW3						
Date	Total Dx No SGC	Total Dx SGC	Lead, Total	Lead, Dissolved	PCE	TCE
3/5/2025	420 U	420 U	--	--	1.0	0.20 U
4/29/2025*	400 U	400 U	--	--	0.67	0.20 U
8/12/2025	480	420 U	1.1 U	1.0 U	0.20 U	0.48
11/12/2025*	420 U	420 U	1.1 U	1.0 U	0.58	0.38

S Forest St

27th Ave S

Proposed Building
#3 and #4
34,520 SF Bldg Footprint
(Phase 2)

Proposed Building #2
21,114 SF Bldg Footprint
(Phase 1)

GEI-1
RI-DP1
RI-DP2
RI-DP6
RI-DP7
RI-DP8
RI-DP9
RI-DP10
RI-DP11
RI-DP12
RI-MW1
RI-MW2
RI-MW3
P13
P14
P15
P16
A
A'

Legend

- Site Boundary
- Approximate Underground Storage Tank (UST)
- A' Cross Section Location
- Proposed Building
- Estimated Groundwater Flow Direction
- UST Fill Port
- GEI-1 Geotechnical Boring with Monitoring Well by GeoEngineers, 2025
- RI-DP1 Remedial Investigation Boring by GeoEngineers, 2025
- RI-MW-1 Remedial Investigation Monitoring Well by GeoEngineers, 2025
- P13 Phase II ESA Boring by SoundEarth, 2019

P13 (Grab)				
Date	DRO+ORO No SGC	DRO+ORO SGC	Lead	Sample Identification
10/31/2019	1,430	--	--	

Total Dx, No SGC = Sum of Diesel Range Organics and Lube Oil Range Organics, by NWTPH-Dx without silica gel cleanup, in µg/L

Total Dx, SGC = Sum of Diesel Range Organics and Lube Oil Range Organics, by NWTPH-Dx with silica gel cleanup, in µg/L

Lead = Lead by EPA 200.8, in µg/L

PCE = tetrachloroethene

TCE = trichlorothene

Text Format Key

- 1,430 Exceeds Preliminary Cleanup Level
- -- Not Analyzed
- U Non-Detect
- * Duplicate Sample Taken, Higher Concentration or RL Displayed

N

0 20
Feet

Source: Survey from Bush, Roed and Hitchings, Inc., dated 10/18/2024

Coordinate System: WA State Plane, North Zone, NAD83, US Foot

Disclaimer: This figure was created for a specific purpose and project. Any use of this figure for any other project or purpose shall be at the user's sole risk and without liability to GeoEngineers. The locations of features shown may be approximate. GeoEngineers makes no warranty or representation as to the accuracy, completeness, or suitability of the figure, or data contained therein. The file containing this figure is a copy of a master document, the original of which is retained by GeoEngineers and is the official document of record.

Shallow Groundwater Results, Northern Area

UW Mount Baker Laundry Site, RI-FS Report
Seattle, Washington

GeoEngineers

Figure 10

P:\17\17613012\CAD\01\ri-fs report\176130120l_F10_Shallow GW Results, Northern Area.dwg 10 Date Exported:2/18/2026 8:17 AM - by Gabby Register

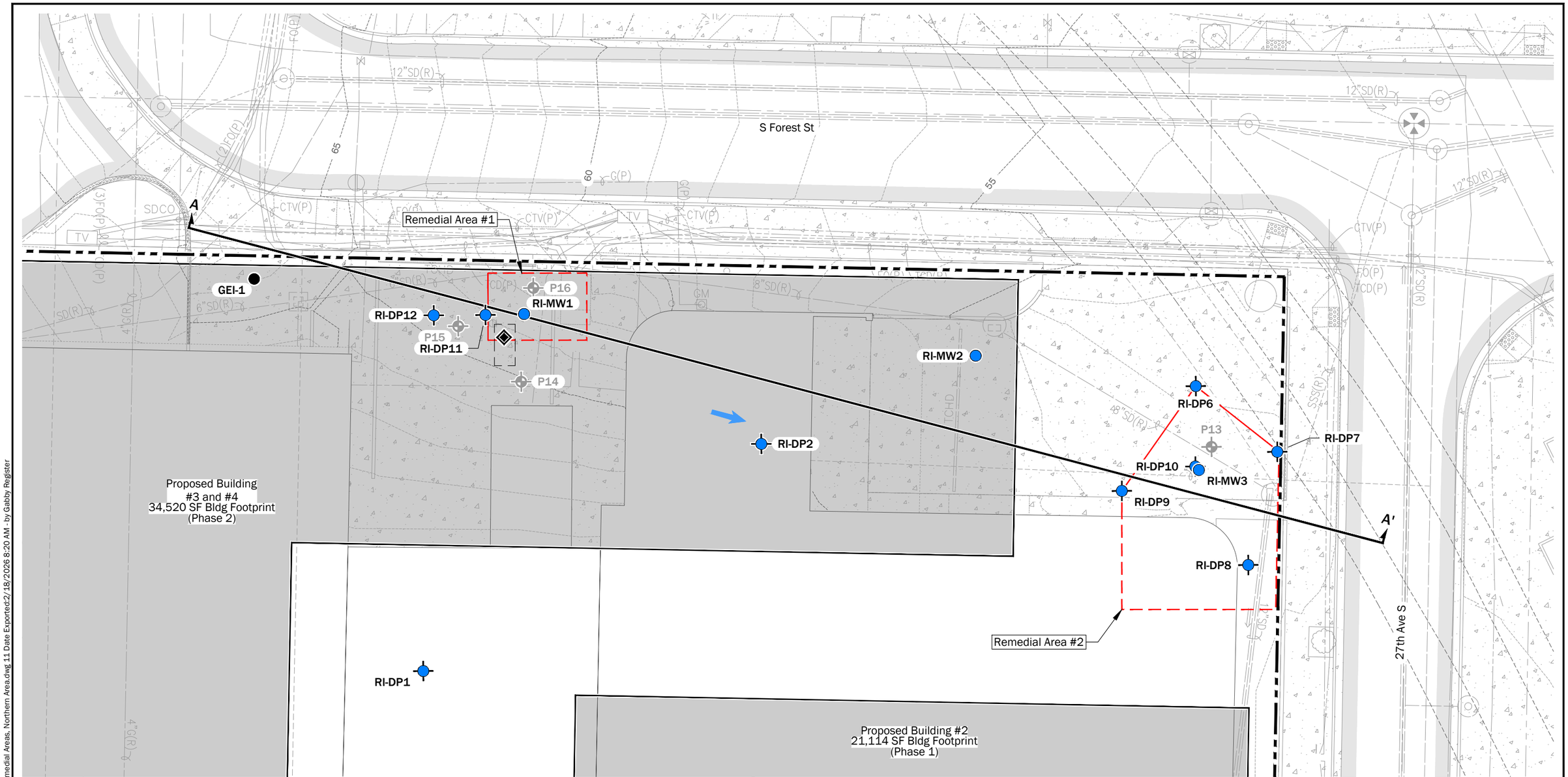

Note(s):

1. Cleanup activities in the two remedial areas will follow procedures described in the Soil Management Plan.
2. Remedial area boundaries are estimated based on explorations performed by GoeEngineers (2025) and Sound Earth Strategies (2019).

Source: Survey from Bush, Roed and Hitchings, Inc., dated 10/18/2024

Coordinate System: WA State Plane, North Zone, NAD83, US Foot

Disclaimer: This figure was created for a specific purpose and project. Any use of this figure for any other project or purpose shall be at the user's sole risk and without liability to GeoEngineers. The locations of features shown may be approximate. GeoEngineers makes no warranty or representation as to the accuracy, completeness, or suitability of the figure, or data contained therein. The file containing this figure is a copy of a master document, the original of which is retained by GeoEngineers and is the official document of record.

Legend

- Site Boundary
- A' — Cross Section Location
- Approximate Underground Storage Tank (UST)
- Proposed Building
- Estimated Groundwater Flow Direction
- UST Fill Port

- GEI-1 — Geotechnical Boring with Monitoring Well by GeoEngineers, 2025
- RI-DP1 — Remedial Investigation Boring by GeoEngineers, 2025
- RI-MW-1 — Remedial Investigation Monitoring Well by GeoEngineers, 2025
- P13 — Phase II ESA Boring by SoundEarth, 2019

Approximate Remedial Area Boundary

- Limit Delineated
- Limit Not Delineated

N

0 20
Feet

Remedial Areas, Northern Area

UW Mount Baker Laundry Site, RI-FS Report
Seattle, Washington

GeoEngineers

Figure 11

P:\17\17613012\CAD\01\ri-fs report\176130120l_F11_Remedial Areas, Northern Area.dwg 11 Date Exported:2/18/2026 8:20 AM - by Gabby Register

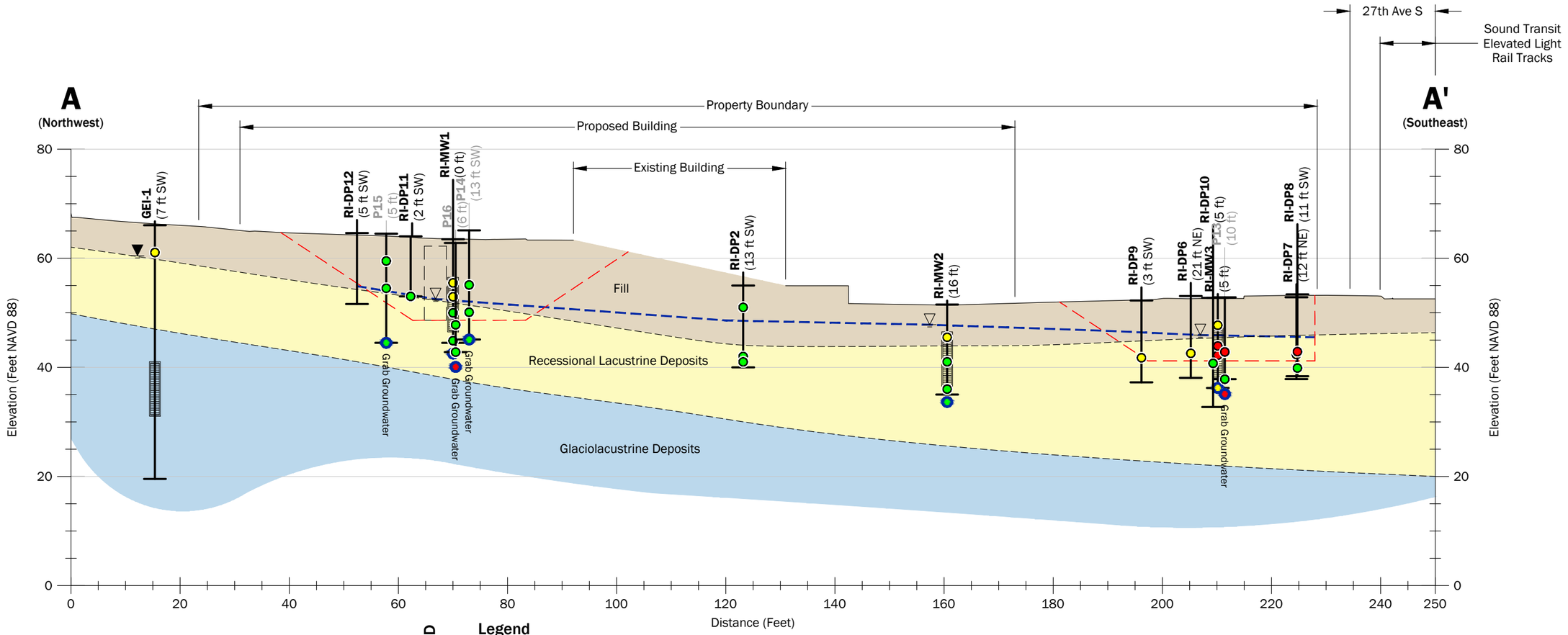

Legend

- Boring ID (Offset)
- Boring
- Inferred Soil Contact
- Approximate Shallow Groundwater Table
- Well Screen
- Shallow Groundwater Elevation
- Deep Groundwater Elevation
- Fill
- Recessional Lacustrine Deposits
- Glaciolacustrine Deposits
- Approximate Underground Storage Tank (UST)
- Approximate Remedial Area Boundary

Sampling Results Summary

- COC(s) Not Detected in Soil Sample
- COC(s) Detected in Soil Sample at Concentrations Less than MTCA Cleanup Level (CUL)
- COC(s) Detected in Soil Sample at Concentrations Greater than MTCA CUL
- Groundwater Sample

0 20 Horizontal Feet

0 20 Vertical Feet

Vertical Exaggeration = 1X

Note(s):

1. The subsurface conditions shown are based on interpolation between widely spaced explorations and should be considered approximate; actual subsurface conditions may vary from those shown.
2. DP7 is North, at the property line.
3. DP8 is South, along property line and building.

Datum: NAVD88

Disclaimer: This figure was created for a specific purpose and project. Any use of this figure for any other project or purpose shall be at the user's sole risk and without liability to GeoEngineers. The locations of features shown may be approximate. GeoEngineers makes no warranty or representation as to the accuracy, completeness, or suitability of the figure, or data contained therein. The file containing this figure is a copy of a master document, the original of which is retained by GeoEngineers and is the official document of record.

Cross Section A-A'

UW Mount Baker Laundry Site, CAP Report
Seattle, Washington

GeoEngineers

Figure 12

P:\17\17613012\CAD\01\RI-FS Report\17613012O1_F12_CS AA.dwg 12 Date Exported:3/18/2026 2:36 PM - by Gabby Register

Appendices

Appendix A
2019 Phase II ESA Report

SoundEarth Strategies, Inc.
2811 Fairview Avenue East, Suite 2000
Seattle, Washington 98102

December 16, 2019

Mr. Daniel Bretzke
City of Seattle
Department of Finance and Administrative Services
700 5th Avenue, Suite 5200
Seattle, Washington 98104

SUBJECT: PHASE II ENVIRONMENTAL SITE ASSESSMENT
UW Laundry Property
2901 27th Avenue South
Seattle, Washington
Project Number: 0987-022

Dear Mr. Bretzke:

SoundEarth Strategies, Inc. (SoundEarth) has prepared this letter report to present the findings and results of the Phase II Environmental Site Assessment (ESA) conducted at the UW Laundry Property, located at 2901 27th Avenue South in Seattle, Washington (the Property). The purpose of the subsurface investigation was to assess the potential for subsurface environmental impacts that may have resulted from recognized environmental conditions (RECs) identified in the Phase I ESA conducted for the Property by SoundEarth in October 2019.

The subsurface investigation was conducted in general accordance with the proposal prepared by SoundEarth dated October 18, 2019. This letter report summarizes the Phase II ESA field activities and results and provides SoundEarth's conclusions regarding the nature and extent of soil and groundwater impacts at the Property.

PROPERTY CONDITION

The Property location is shown on Figure 1. Figure 2 depicts a plan view/layout of the Property. The Property consists of three tax parcels (King County Parcel Nos. 308500-2100, 713830-0015, and 713880-0025; Parcels A through C, respectively) that cover a total of approximately 179,092 square feet (4.11 acres) of land. Parcel A is currently occupied by a 1957-vintage, two-story building (Building 1) that encloses approximately 63,136 square feet of space on the northern portion of the parcel and a 1963-vintage, two-story building (Building 2) that encloses approximately 15,397 square feet of space on the central portion of the parcel. Parcels B and C are occupied by asphalt-paved parking lots. Parcel B is also occupied by Sound Transit's elevated Link light rail. Additional improvements include a gravel road and an asphalt-paved parking lot on Parcel A, as shown on Figure 2. The remaining portions of the Property are undeveloped and forested.

BACKGROUND

According to information gathered during SoundEarth's Phase I ESA, the Property was initially developed by at least 1916 when a single-family residence and a vegetable garden were located on the northern portion of the Property. The residence appears to have been demolished by at least 1950. A bowling alley was constructed on the Property in 1957 and a commercial building was constructed on the central portion of the Property in 1963. The bowling alley was occupied by Rainier Lanes and the commercial building was occupied by A and P Food Stores until at least 1970. By 1969, the northern portion of the Property and the southeast portion of the Property were used as parking lots. In 1983, the bowling alley was converted into the University of Washington (UW) Consolidated Laundry Facility. Value Village occupied the commercial building from at least 1975 until at least 1996. By 2003, Grocery Outlet occupied the commercial building and by at least 2014, the UW occupied the commercial building and used it as Kings Hall, a space used for various events including dinners, dances, and wedding receptions. At the time of the Property visit, the 1957-vintage UW Laundry building was vacant and the 1963-vintage retail building was occupied by Kings Hall.

The following RECs were identified during the course of SoundEarth's Phase I ESA:

- **The use and underground storage of petroleum products on the Property.** A 4,000-gallon fuel oil underground storage tank (UST) was installed on the northern portion of Parcel A in 1983. The fill port and vent line for the UST were observed during the Property reconnaissance. Building records indicate that the UST was used to fuel two boilers located in the northern portion of Building 1. However, an interview with the manager of the building indicated that the UST was used to store fuel for a generator that is located off-site in the case of an emergency and that the boilers were fueled by natural gas.
- **The former operation of a bowling alley on the Property.** Rainier Lanes, a bowling alley, was constructed on the Property in 1957 and occupied Building 1 until at least 1980. During this time period, bowling alleys commonly used chlorinated solvents and petroleum-based solvents such as carbon tetrachloride and tetrachloroethene to clean the pins and other equipment utilized by the bowling alley. Records reviewed in the course of the investigation suggest that large quantities of solvents and other hazardous materials were removed from the Property for disposal more than 10 years after the bowling alley ceased operations.
- **The former operation of a laundry facility on the Property.** In approximately 1983, the bowling alley was converted into an industrial-sized laundry facility that operated until 2019. Interviews with UW employees associated with the facility indicated that the facility never used dry cleaning methods. However, records confirm that significant quantities of hazardous wastes were removed from the Property during the facility's period of operation. Although some of these materials may have been generated by the former bowling alley and allowed to remain on the Property for a period of more than 10 years, it is also possible that some of the materials were generated in the course of the laundry facility's operations.
- **The presence of fill material beneath the Property.** Building plan records indicate that 5,200 cubic yards of fill material was used for grading on the Property in approximately 1983. The source of the fill material was not included in the available records.
- **The historical presence of a dry cleaner southeast of the Property.** Washington State Department of Ecology (Ecology) records indicate that solvent contamination is present in soil and

groundwater beneath the property located at 3101 Martin Luther King Junior Way South, approximately 300 feet southeast (cross-gradient) of the Property. A Site Hazard Assessment completed in 2015 reports that Red, White, and Blue Cleaners, a dry cleaning business, operated on the property from 1956 until 1960.

PHASE II ESA FIELD WORK

In order to assess potential impacts to soil and groundwater from the RECs identified at the Property, SoundEarth conducted a Phase II ESA in October and November 2019. Elements of the investigation included a focused ground-penetrating radar (GPR) survey and the advancement of 18 soil borings in exterior portions of the Property (P01 though P18). Borings were advanced in locations selected to evaluate potential impacts originating from current and historical activities at the Property, including the former operation of a bowling alley and a laundry facility and the use and storage of petroleum products, as well as the presence of fill material beneath the Property and the historical operation of a dry cleaner southeast of the Property.

Prior to conducting the field activities, private and public utility locate services were used to identify the location of underground utilities. A more detailed discussion of field activities is presented below.

GPR Survey

On October 30, 2019, Applied Professional Services, under the observation of a SoundEarth geologist, conducted a focused GPR survey in the vicinity of the UST north of Building 1 to attempt to more accurate locate the UST prior to drilling in this area. However, the extent of the UST could not be definitively determined during the GPR survey.

Direct-Push Borings and Soil Sampling

On October 30 through November 1, 2019, Environmental Services Network Northwest, Inc. of Olympia, Washington, under the observation of a SoundEarth geologist, advanced 18 direct-push borings at the Property (P01 through P18). Soil borings were advanced to depths of 15 to 25 feet below ground surface (bgs) at the locations shown on Figure 2 using a truck-mounted GeoProbe drill rig.

Soil was sampled continuously in each direct-push boring in 3- to 5-foot intervals. Soil samples were described in general accordance with the Unified Soil Classification System (USCS) and were screened in the field for potential evidence of contamination using visual observations and notations of odor, and by conducting headspace analysis using a photoionization detector (PID) to detect the presence of volatile organic vapors. The USCS symbol, visual and olfactory notations for the samples, and PID readings were recorded on boring log forms, copies of which are provided as Attachment A.

Based on boring locations, screening results, sampling depths, and observed soil characteristics, selected soil samples were labeled with a unique sample ID, placed on ice in a cooler, and delivered to Friedman & Bruya, Inc. (F&B) of Seattle, Washington, under standard chain-of-custody protocols for laboratory analysis of one or more of the following:

- Volatile organic compounds (VOCs) by US Environmental Protection Agency (EPA) Method 8260C

- Gasoline-range petroleum hydrocarbons (GRPH) by Northwest Total Petroleum Hydrocarbon (NWTPH) Method NWTPH-Gx
- Diesel-range petroleum hydrocarbons (DPRH) and oil-range petroleum hydrocarbons (ORPH) by Method NWTPH-Dx
- Washington State Model Toxics Control Act (MTCA) 5 metals using EPA Method 6020B
- Carcinogenic polycyclic aromatic hydrocarbons (cPAHs) by EPA Method 8270D

Soil cuttings generated during drilling were placed in a labeled 55-gallon drum, pending waste profiling and proper disposal.

Reconnaissance Groundwater Sample Collection

Groundwater was encountered during drilling in borings P01 through P03 and P09 through P16 at depths ranging from approximately 9.5 to 20 feet bgs. A temporary monitoring well consisting of 1-inch-diameter PVC casing with a 5-foot screened interval was installed in each of these borings. Approximately 1 to 2 gallons of water were purged from each boring until low turbidity was achieved, and a reconnaissance groundwater sample was collected from the temporary well using a peristaltic pump and dedicated polyethylene tubing. The well casing was removed after sample collection, and the borings were subsequently decommissioned by filling the boreholes with hydrated bentonite chips and sealing with concrete or asphalt to grade, in accordance with the procedures specified in the Minimum Standards for Construction and Maintenance of Wells (Washington Administrative Code 173-360). After collection, reconnaissance groundwater samples were labeled with unique sample IDs, placed on ice in a cooler, and delivered to F&B under standard chain-of-custody protocols for chemical analysis of one or more of the following:

- VOCs by EPA Method 8260C
- GRPH by Method NWTPH-Gx
- DRPH and ORPH by Method NWTPH-Dx

Purge and decontamination water generated during reconnaissance groundwater sampling was contained on the Property in a labeled 16-gallon drum, pending waste profiling and proper disposal.

Subsurface Conditions and Analytical Results

This section summarizes the results of the Phase II ESA. The analytical results for the soil and reconnaissance groundwater samples collected during the investigation at the Property are presented in Tables 1 through 6. Descriptive borings logs are included as Attachment A, and laboratory analytical reports for the samples collected during the investigation are included as Attachment B.

Based on observations presented in boring logs provided in Attachment A, shallow soil conditions on the Property consisted of silty sand or sandy silt with varying amounts of gravel to approximately 10 feet bgs, underlain by silt, sandy silt, or clay to the maximum depth of exploration of 25 feet bgs. In borings P14 through P16, located in the vicinity of the UST north of Building 1, pea gravel and silty sand were observed to depths of approximately 15 to 18 feet bgs. Anthropogenic fill material, including wood and brick fragments, was observed at depths between 5 and 17.5 feet bgs in borings P11, P13, and P16.

Field screening revealed no obvious visual or olfactory indications of petroleum hydrocarbon or chlorinated VOC (CVOC) contamination. PID readings greater than 0.0 parts per million by volume (ppmv) were not observed in samples collected from the majority of the borings, with the exception of samples collected between 8 and 15 feet in borings P11, P13, P14, P16, and P18, where PID readings of up to 6.1 ppmv were observed.

Groundwater was encountered in borings P01 through P03 and P09 through P16 at depths ranging from approximately 9.5 to 20 feet bgs at the time of drilling. Reconnaissance groundwater samples collected from each of these borings did not exhibit any apparent hydrocarbon or solvent odors or sheen.

Soil Results

Soil analytical results are summarized on Figures 3 and 4 and in Tables 1 through 4, and are discussed below. The laboratory analytical reports for the samples collected are provided in Attachment B.

- **CVOCs.** Concentrations of CVOCs were not detected above laboratory reporting limits in any of the soil samples submitted for analysis.
- **GRPH.** GRPH concentrations were not detected above the laboratory reporting limit in any of the soil samples submitted for analysis.
- **Benzene, toluene, ethylbenzene, and total xylenes (BTEX).** Concentrations of BTEX constituents were not detected above the applicable laboratory reporting limits in any of the soil samples submitted for analysis.
- **DRPH and ORPH.** An ORPH concentration of 3,700 milligrams per kilogram (mg/kg), exceeding the applicable MTCA Method A cleanup level of 2,000 mg/kg, was detected in the soil sample collected from 10 feet bgs in boring P13. DRPH was detected in this sample at a concentration below the applicable cleanup level (840 mg/kg). A concentration of DRPH below the applicable cleanup level was detected in the sample collected from 15 feet bgs in boring P16, and an ORPH concentration below the applicable cleanup level was detected in the sample collected from 10 feet bgs in boring P14.
- **MTCA 5 Metals.** Concentrations of arsenic, chromium, and lead were detected in all samples submitted for analysis at concentrations below the applicable MTCA Method A cleanup levels. With the exception of slightly elevated lead concentrations detected in samples collected from 12 feet bgs in boring P11 (101 mg/kg) and 10 feet bgs in boring P13 (80.0 mg/kg), the detected arsenic, chromium, and lead concentrations were consistent with natural background levels for the Puget Sound area. Cadmium and mercury were not detected above laboratory reporting limits in any samples submitted for analysis.
- **cPAHs.** The calculated toxicity equivalent for each of the soil samples submitted for analysis was below the applicable MTCA Method A cleanup level. Detectable concentrations of benzo(a)pyrene and other cPAHs below the applicable cleanup level were present in samples collected from borings P13 at 10 feet bgs, P17 at 5 feet bgs, and P18 at 5 feet bgs.

  Due to interference from oil present in the sample collected from P11 at 12 feet bgs, the sample was diluted by the laboratory prior to analysis. As a result, the detection limits were elevated to 0.5 mg/kg, which exceeds the MTCA Method A cleanup level of 0.1 mg/kg.

Reconnaissance Groundwater Results

Groundwater analytical results are summarized on Figure 5 and in Tables 5 and 6, and are discussed below. The laboratory analytical reports for the samples collected are provided in Attachment B.

- **CVOCs.** Concentrations of CVOCs were not detected above the laboratory reporting limit in any of the soil samples submitted for analysis.
- **GRPH.** GRPH concentrations were not detected above the laboratory reporting limit in any of the soil samples submitted for analysis.
- **BTEX.** Concentrations of BTEX constituents were not detected above the applicable laboratory reporting limits in any of the soil samples submitted for analysis.
- **DRPH and ORPH.** DRPH and ORPH were detected in the groundwater sample collected from boring P13 at concentrations exceeding the applicable MTCA Method A cleanup level of 500 micrograms per liter (µg/L; 910 and 520 µg/L, respectively). A DRPH concentration of 1,800 µg/L was detected in the groundwater sample collected from boring P16, exceeding the applicable cleanup level.

  DRPH concentrations below the applicable cleanup level were detected in the groundwater samples collected from borings P11 and P14 (190 and 480 µg/L, respectively), and an ORPH concentration below the applicable cleanup level was detected in the groundwater sample collected from boring P16 (290 µg/L).

CONCLUSIONS AND RECOMMENDATIONS

The results of the Phase II investigation suggest that DRPH and ORPH are present in soil and groundwater beneath the north and northeastern portions of the Property at concentrations exceeding applicable MTCA Method A cleanup levels. CVOCs, GRPH, BTEX, MTCA 5 metals, and cPAHs were not detected at concentrations exceeding applicable cleanup levels and/or laboratory reporting limits in any of the analyzed soil or reconnaissance groundwater samples.

Soil beneath portions of the Property, including the areas to the north and east of the former laundry building on Parcel A and the parking lot on Parcel C, was observed to contain anthropogenic fill material consisting primarily of wood and brick fragments at depths between 5 and 17.5 feet bgs. Borings advanced in these areas, including P13 and P16 in the northern portion of the Property and P11 in the southeastern portion of the Property, contained elevated concentrations of DRPH and/or ORPH in groundwater and in soil at depths corresponding with the observed fill material. The limited vertical extent of impacts to soil in these borings and the absence of DRPH and ORPH in soil and groundwater in other borings at the Property indicate that these impacts are likely associated with the fill material placed at the Property in approximately 1983.

While DRPH and ORPH impacts in borings P11 and P13 do not appear to be the result of an on-Property petroleum release, boring P16 is located on the downgradient side of the 4,000-gallon UST located to the north of the building, and the DRPH concentration exceeding the applicable cleanup level in the reconnaissance groundwater sample collected from this boring may indicate that a release has occurred from the UST. However, reconnaissance groundwater samples tend to produce analytical results that are biased high due to the increased turbidity of the samples; analysis of groundwater samples collected from

properly developed wells installed in the same location may result in lower concentrations that are more representative of actual groundwater conditions. If a higher level of certainty regarding the actual groundwater conditions is desired, additional sampling of groundwater from properly developed monitoring wells may be warranted to assess whether the petroleum concentrations in groundwater exceed the MTCA Method A cleanup level.

Based on these results, the potential risk for impacts to the Property from former bowling alley and laundry activities on the Property and the historical operation of a dry cleaner to the southeast of the Property appears to be low, and no additional investigation of these RECs is warranted. However, it should be noted that the scope of this Phase II ESA was not exhaustive, and the potential exists for soil and groundwater impacts associated with the observed fill material to be present at other unexplored locations. As such, if future redevelopment activities are planned that will involve subsurface excavation activities, SoundEarth recommends that a soil management plan be prepared prior to Property redevelopment that would be used to address potential discoveries such as soil impacts and USTs.

LIMITATIONS

The services described in this report were performed consistent with generally accepted professional consulting principles and practices. No other warranty, expressed or implied, is made. These services were performed consistent with our agreement with our client. This report is solely for the use and information of our client unless otherwise noted. Any reliance on this report by a third party is at such party's sole risk.

Opinions and recommendations contained in this report are derived, in part, from data gathered by others, and from conditions evaluated when services were performed, and are intended only for the client, purposes, locations, time frames, and project parameters indicated. We do not warrant and are not responsible for the accuracy or validity of work performed by others, or for the impacts of changes in environmental standards, practices, or regulations subsequent to performance of services. We do not warrant the use of segregated portions of this report.

Respectfully,
SoundEarth Strategies, Inc.

Clare Tochilin, LG
Associate Geologist

Ryan Bixby, LG
Managing Principal

State of Washington
1691
Licensed Geologist
Ryan K. Bixby

Attachments: Figure 1, Property Location Map
Figure 2, Exploration Location Plan
Figure 3, Soil Analytical Results for TPH and VOCs
Figure 4, Soil Analytical Results for Metals and cPAHs

Figure 5, Reconnaissance Groundwater Analytical Results for TPH and VOCs
Table 1, Soil Analytical Results for Chlorinated VOCs
Table 2, Soil Analytical Results for TPH and BTEX
Table 3, Soil Analytical Results for MTCA 5 Metals
Table 4, Soil Analytical Results for cPAHs
Table 5, Groundwater Analytical Results for Chlorinated VOCs
Table 6, Groundwater Analytical Results for TPH and BTEX
A, Boring Logs
B, Laboratory Analytical Reports

Friedman & Bruya, Inc. #910603
Friedman & Bruya, Inc. #911015 and additional
Friedman & Bruya, Inc. #911016 and additional
Friedman & Bruya, Inc. #911023 and additional
Friedman & Bruya, Inc. #911030 and additional

CJT/RKB:rt

FIGURES

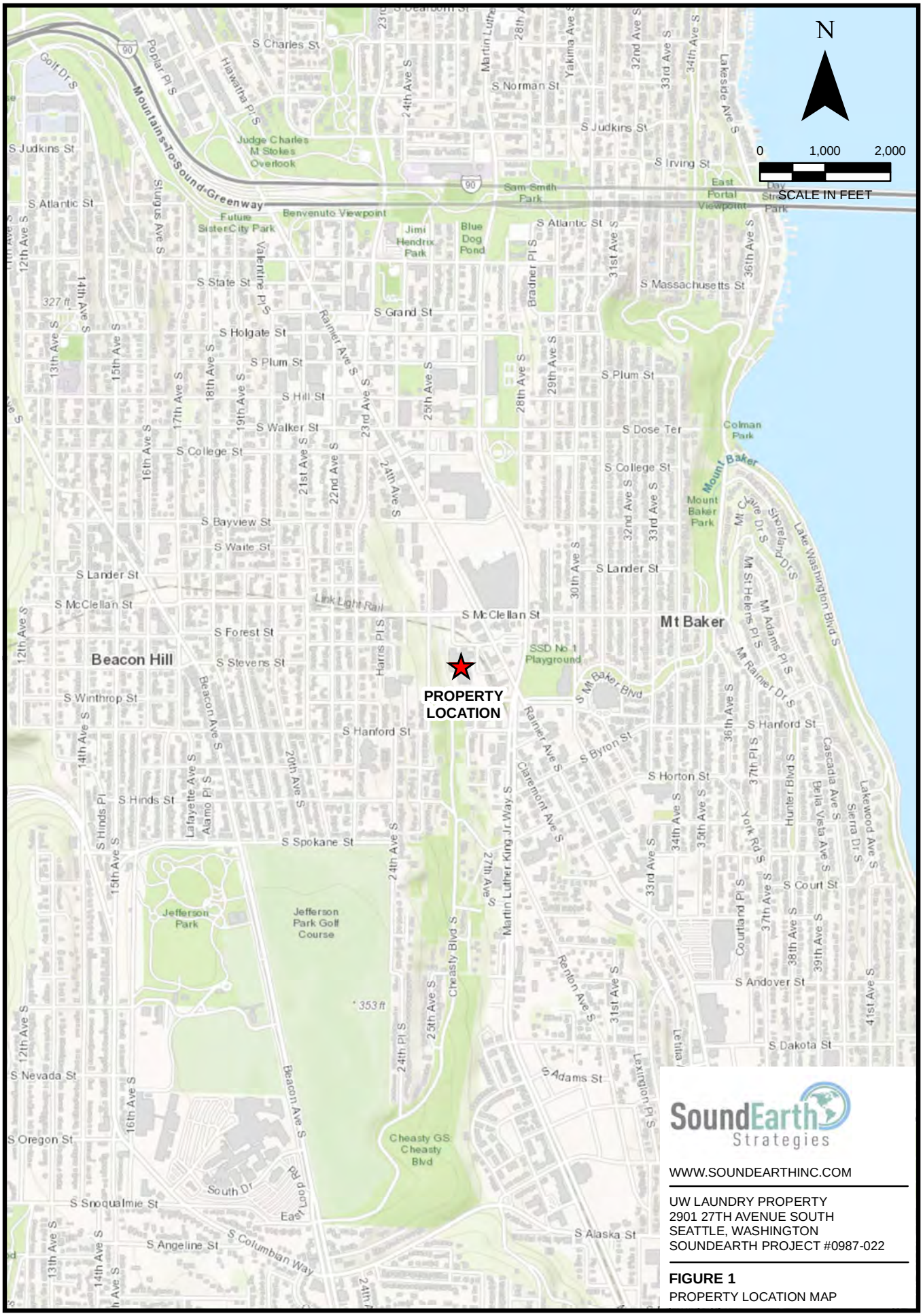

Document Path: P:\0987 City of Seattle\0987-022 UW Laundry Bldg Property\Technical\CAD\Figure 1\0987-022_FIG1.mxd

SoundEarth Strategies

WWW.SOUNDEARTHINC.COM

UW LAUNDRY PROPERTY
2901 27TH AVENUE SOUTH
SEATTLE, WASHINGTON
SOUNDEARTH PROJECT #0987-022

FIGURE 1
PROPERTY LOCATION MAP

11/19/2019

P:\0987 CITY OF SEATTLE\0987-022 UW LAUNDRY BLDG PROPERTY\TECHNICAL\CAD\2019\2019 PHASE II\0987-022_2019_EXPLR.DWG

APPROXIMATE LOCATION OF FORMER RESIDENCES WITH HEATING OIL USE

SOUND TRANSIT PARCEL: 3085002065

RETAIL/RESTAURANT 2609 SOUTH MCCLELLAN STREET PARCEL: 7138300035

26TH AVENUE SOUTH

PARKING LOT 2600 SOUTH FOREST STREET PARCEL B: 7138300015

P17

P18

PARKING LOT 2620 SOUTH FOREST STREET PARCEL: 7138300005

PAWN SHOP 2825 RAINIER AVENUE SOUTH PARCEL: 7138300090

APPROXIMATE LOCATION OF 4,000-GALLON UST AND FILL PORT

TRANSFORMER

P16

P15

P14

P06

P13

SOUTH FOREST STREET

MARTIN LUTHER KING JUNIOR WAY SOUTH

25TH AVENUE SOUTH

APPROXIMATE LOCATION OF VENT PIPE FOR 4,000-GALLON UST

APPROXIMATE LOCATION OF SUMP

P07

APPROXIMATE LOCATION OF FORMER BOWLING ALLEY

APPROXIMATE LOCATION OF FORMER RESIDENCE

BUILDING 1 FORMER UW LAUNDRY/ FORMER BOWLING ALLEY

27TH AVENUE SOUTH

P12

SOUND TRANSIT PARCEL: 7138800010

RAINIER AVENUE SOUTH

N

0 50 100

APPROXIMATE SCALE IN FEET

APPROXIMATE LOCATION OF FORMER RESIDENCES WITH OIL-BURNING FURNACES

SOUND TRANSIT SOUTH STEVENS STREET PARCEL: 3085002085

P08

P03

P01

P02

APPROXIMATE LOCATIONS OF FILL

2901 27TH AVENUE SOUTH PARCEL A: 3085002100

P05

BUILDING 2 EVENT CENTER

P04

PARKING

P10

SOUND TRANSIT PARCEL: 7138800030

GRAVEL ROAD

PARKING LOT 2700 SOUTH WINTHROP STREET PARCEL C: 7138800025

VACANT PARCEL: 3085002160

P09

P11

UNDEVELOPED LAND

SOUTH WINTHROP STREET

VACANT 2723 SOUTH WINTHROP STREET PARCEL: 5058300080

VACANT 2711 SOUTH WINTHROP STREET PARCEL: 5058300100

APPROXIMATE LOCATION OF FORMER RESIDENCES WITH OIL-BURNING FURNACES

3101 MARTIN LUTHER KING JUNIOR WAY SOUTH

VACANT PARCEL: 3085002225

VACANT PARCEL: 3085002300

CLOTHING WAREHOUSE 3111 27TH AVENUE SOUTH PARCEL: 3085002295

WORKSHOP 2705 SOUTH WINTHROP STREET PARCEL: 5058300110

APPROXIMATE LOCATION OF FORMER RED, WHITE, AND BLUE DRY CLEANERS

LEGEND

- PROPERTY BOUNDARY
- PARCEL BOUNDARY
- SS — SEWER LINE
- SD — STORMDRAIN LINE
- MANHOLE
- CATCH BASIN
- P18 — SOIL BORING
- INFERRED DIRECTION OF GROUNDWATER FLOW
- UST — UNDERGROUND STORAGE TANK

SoundEarth Strategies

WWW.SOUNDEARTHINC.COM

UW LAUNDRY PROPERTY
2901 27TH AVENUE SOUTH
SEATTLE, WASHINGTON
SOUNDEARTH PROJECT #0987-022

FIGURE 2
EXPLORATION LOCATION PLAN

11/19/2019

P:\0987 CITY OF SEATTLE\0987-022 UW LAUNDRY BLDG PROPERTY\TECHNICAL\CAD\2019\2019 PHASE II\0987-022_2019_RES.DWG

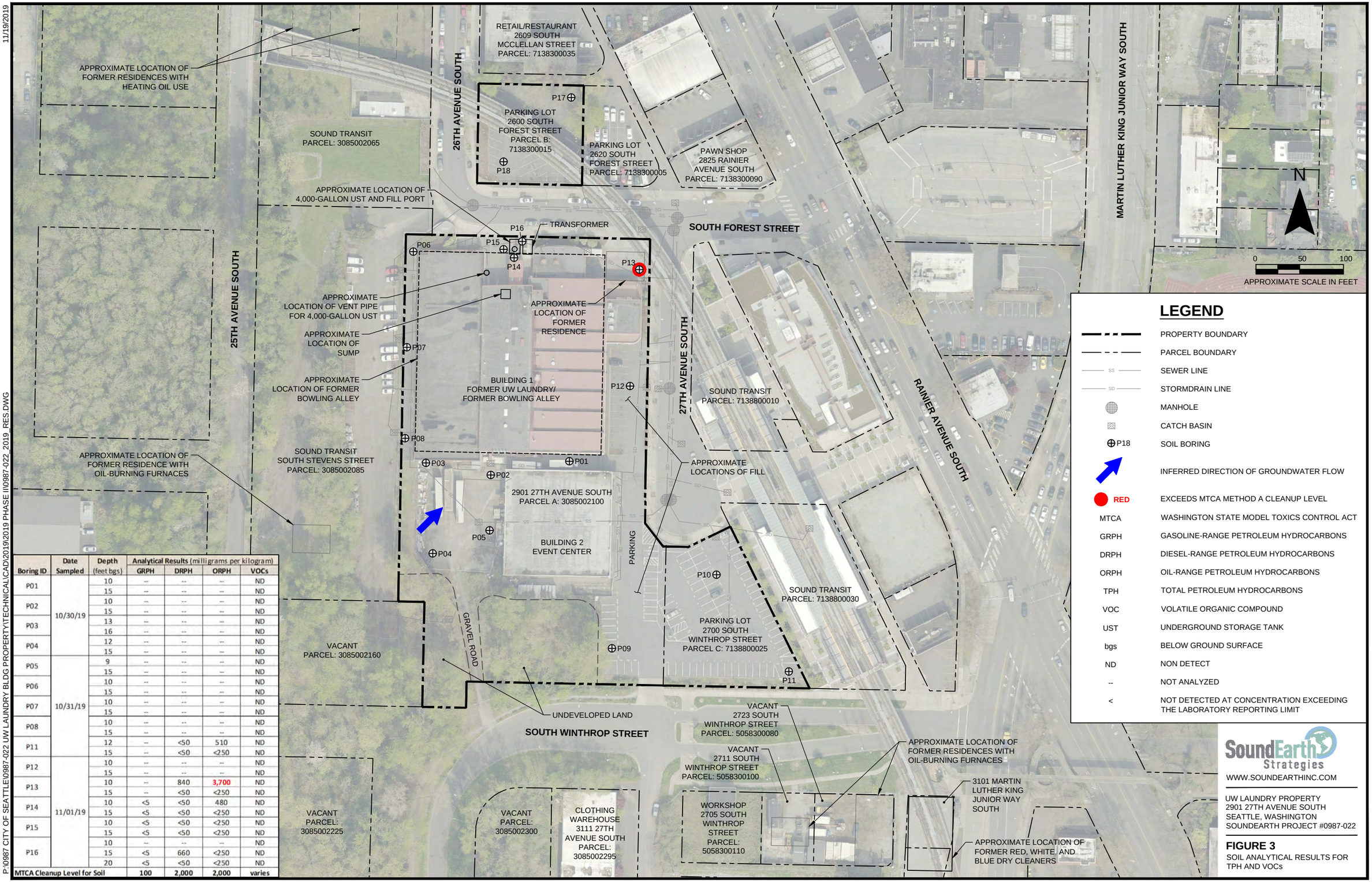

Boring ID	Date Sampled	Depth (feet bgs)	Analytical Results (milligrams per kilogram) GRPH	DRPH	ORPH	VOCs
P01	10/30/19	10	--	--	--	ND
		15	--	--	--	ND
P02		10	--	--	--	ND
		15	--	--	--	ND
P03		13	--	--	--	ND
		16	--	--	--	ND
P04		12	--	--	--	ND
		15	--	--	--	ND
P05	10/31/19	9	--	--	--	ND
		15	--	--	--	ND
P06		10	--	--	--	ND
		15	--	--	--	ND
P07		10	--	--	--	ND
		15	--	--	--	ND
P08		10	--	--	--	ND
		15	--	--	--	ND
P11		12	--	<50	510	ND
		15	--	<50	<250	ND
P12	11/01/19	10	--	--	--	ND
		15	--	--	--	ND
P13		10	--	840	3,700	ND
		15	--	<50	<250	ND
P14		10	<5	<50	480	ND
		15	<5	<50	<250	ND
P15		10	<5	<50	<250	ND
		15	<5	<50	<250	ND
P16		10	--	--	--	ND
		15	<5	660	<250	ND
		20	<5	<50	<250	ND
MTCA Cleanup Level for Soil			100	2,000	2,000	varies

LEGEND

- PROPERTY BOUNDARY
- PARCEL BOUNDARY
- SS — SEWER LINE
- SD — STORMDRAIN LINE
- MANHOLE
- CATCH BASIN
- P18 — SOIL BORING
- INFERRED DIRECTION OF GROUNDWATER FLOW
- RED — EXCEEDS MTCA METHOD A CLEANUP LEVEL
- MTCA — WASHINGTON STATE MODEL TOXICS CONTROL ACT
- GRPH — GASOLINE-RANGE PETROLEUM HYDROCARBONS
- DRPH — DIESEL-RANGE PETROLEUM HYDROCARBONS
- ORPH — OIL-RANGE PETROLEUM HYDROCARBONS
- TPH — TOTAL PETROLEUM HYDROCARBONS
- VOC — VOLATILE ORGANIC COMPOUND
- UST — UNDERGROUND STORAGE TANK
- bgs — BELOW GROUND SURFACE
- ND — NON DETECT
- -- — NOT ANALYZED
- < — NOT DETECTED AT CONCENTRATION EXCEEDING THE LABORATORY REPORTING LIMIT

SoundEarth Strategies

WWW.SOUNDEARTHINC.COM

UW LAUNDRY PROPERTY
2901 27TH AVENUE SOUTH
SEATTLE, WASHINGTON
SOUNDEARTH PROJECT #0987-022

FIGURE 3

SOIL ANALYTICAL RESULTS FOR TPH AND VOCs

11/19/2019

P:\0987 CITY OF SEATTLE\0987-022 UW LAUNDRY BLDG PROPERTY\TECHNICAL\CAD\2019\2019 PHASE II\0987-022_2019_RES.DWG

APPROXIMATE LOCATION OF FORMER RESIDENCES WITH HEATING OIL USE

SOUND TRANSIT PARCEL: 3085002065

APPROXIMATE LOCATION OF 4,000-GALLON UST AND FILL PORT

APPROXIMATE LOCATION OF FORMER RESIDENCES WITH OIL-BURNING FURNACES

SOUND TRANSIT SOUTH STEVENS STREET PARCEL: 3085002085

VACANT PARCEL: 3085002160

RETAIL/RESTAURANT 2609 SOUTH MCCLELLAN STREET PARCEL: 7138300035

PARKING LOT 2600 SOUTH FOREST STREET PARCEL B: 7138300015

PARKING LOT 2620 SOUTH FOREST STREET PARCEL: 7138300005

PAWN SHOP 2825 RAINIER AVENUE SOUTH PARCEL: 7138300090

26TH AVENUE SOUTH

25TH AVENUE SOUTH

SOUTH FOREST STREET

MARTIN LUTHER KING JUNIOR WAY SOUTH

TRANSFORMER

APPROXIMATE LOCATION OF VENT PIPE FOR 4,000-GALLON UST

APPROXIMATE LOCATION OF SUMP

APPROXIMATE LOCATION OF FORMER BOWLING ALLEY

APPROXIMATE LOCATION OF FORMER RESIDENCE

BUILDING 1 FORMER UW LAUNDRY/ FORMER BOWLING ALLEY

2901 27TH AVENUE SOUTH PARCEL A: 3085002100

BUILDING 2 EVENT CENTER

PARKING

GRAVEL ROAD

UNDEVELOPED LAND

SOUTH WINTHROP STREET

27TH AVENUE SOUTH

SOUND TRANSIT PARCEL: 7138800010

APPROXIMATE LOCATIONS OF FILL

SOUND TRANSIT PARCEL: 7138800030

PARKING LOT 2700 SOUTH WINTHROP STREET PARCEL C: 7138800025

VACANT 2723 SOUTH WINTHROP STREET PARCEL: 5058300080

VACANT 2711 SOUTH WINTHROP STREET PARCEL: 5058300100

WORKSHOP 2705 SOUTH WINTHROP STREET PARCEL: 5058300110

APPROXIMATE LOCATION OF FORMER RESIDENCES WITH OIL-BURNING FURNACES

3101 MARTIN LUTHER KING JUNIOR WAY SOUTH

APPROXIMATE LOCATION OF FORMER RED, WHITE, AND BLUE DRY CLEANERS

VACANT PARCEL: 3085002300

CLOTHING WAREHOUSE 3111 27TH AVENUE SOUTH PARCEL: 3085002295

P01 P02 P03 P04 P05 P06 P07 P08 P09 P10 P11 P12 P13 P14 P15 P16 P17 P18

N

0 50 100

APPROXIMATE SCALE IN FEET

LEGEND

- PROPERTY BOUNDARY
- PARCEL BOUNDARY
- SS — SEWER LINE
- SD — STORMDRAIN LINE
- MANHOLE
- CATCH BASIN
- P18 — SOIL BORING
- INFERRED DIRECTION OF GROUNDWATER FLOW
- cPAH — CARCINOGENIC POLYCYCLIC AROMATIC HYDROCARBONS
- TEQ — TOXICITY EQUIVALENT QUOTIENT
- **BOLD** — LABORATY REPORTING LIMIT EXCEEDS MTCA METHOD A CLEANUP LEVEL
- MTCA — WASHINGTON STATE MODEL TOXICS CONTROL ACT
- UST — UNDERGROUND STORAGE TANK
- bgs — BELOW GROUND SURFACE
- < — NOT DETECTED AT CONCENTRATION EXCEEDING THE LABORATORY REPORTING LIMIT

Boring ID	Sample ID	Date Sampled	Depth (feet bgs)	Analytical Results (milligrams per kilogram) Arsenic	Cadmium	Chromium	Lead	Mercury	cPAH TEQ
P04	P04-05	10/30/19	5	3.12	<1	25.6	2.93	<1	0.01
P09	P09-05		5	7.13	<1	33.8	7.26	<1	0.01
P10	P10-05	10/31/19	5	5.13	<1	52.1	7.47	<1	0.01
P11	P11-12		12	5.59	<1	23.8	101	<1	**0.38**
P12	P12-05		5	3.09	<1	17.0	2.46	<1	0.01
P13	P13-10		10	3.55	<1	21.9	80.0	<1	0.09
P16	P16-15	11/01/19	15	5.25	<1	24.6	6.56	<1	0.01
P17	P17-05		5	4.86	<1	49.3	34.8	<1	0.02
P18	P18-05		5	2.21	<1	13.5	4.31	<1	0.04
MTCA Cleanup Level for Soil				**20**	**2**	**2,000**	**250**	**2**	**0.1**

SoundEarth Strategies

WWW.SOUNDEARTHINC.COM

UW LAUNDRY PROPERTY
2901 27TH AVENUE SOUTH
SEATTLE, WASHINGTON
SOUNDEARTH PROJECT #0987-022

FIGURE 4

SOIL ANALYTICAL RESULTS FOR METALS AND cPAHs

11/19/2019

P:\0987 CITY OF SEATTLE\0987-022 UW LAUNDRY BLDG PROPERTY\TECHNICAL\CAD\2019\2019 PHASE II\0987-022_2019_RES.DWG

APPROXIMATE LOCATION OF FORMER RESIDENCES WITH HEATING OIL USE

SOUND TRANSIT PARCEL: 3085002065

RETAIL/RESTAURANT 2609 SOUTH MCCLELLAN STREET PARCEL: 7138300035

26TH AVENUE SOUTH

PARKING LOT 2600 SOUTH FOREST STREET PARCEL B: 7138300015

PARKING LOT 2620 SOUTH FOREST STREET PARCEL: 7138300005

PAWN SHOP 2825 RAINIER AVENUE SOUTH PARCEL: 7138300090

MARTIN LUTHER KING JUNIOR WAY SOUTH

APPROXIMATE LOCATION OF 4,000-GALLON UST AND FILL PORT

TRANSFORMER

SOUTH FOREST STREET

25TH AVENUE SOUTH

APPROXIMATE LOCATION OF VENT PIPE FOR 4,000-GALLON UST

APPROXIMATE LOCATION OF SUMP

APPROXIMATE LOCATION OF FORMER BOWLING ALLEY

APPROXIMATE LOCATION OF FORMER RESIDENCE

BUILDING 1 FORMER UW LAUNDRY/ FORMER BOWLING ALLEY

27TH AVENUE SOUTH

SOUND TRANSIT PARCEL: 7138800010

RAINIER AVENUE SOUTH

APPROXIMATE LOCATION OF FORMER RESIDENCE WITH OIL-BURNING FURNACES

SOUND TRANSIT SOUTH STEVENS STREET PARCEL: 3085002085

APPROXIMATE LOCATIONS OF FILL

2901 27TH AVENUE SOUTH PARCEL A: 3085002100

BUILDING 2 EVENT CENTER

PARKING

SOUND TRANSIT PARCEL: 7138800030

PARKING LOT 2700 SOUTH WINTHROP STREET PARCEL C: 7138800025

GRAVEL ROAD

VACANT PARCEL: 3085002160

UNDEVELOPED LAND

SOUTH WINTHROP STREET

VACANT 2723 SOUTH WINTHROP STREET PARCEL: 5058300080

VACANT 2711 SOUTH WINTHROP STREET PARCEL: 5058300100

APPROXIMATE LOCATION OF FORMER RESIDENCES WITH OIL-BURNING FURNACES

3101 MARTIN LUTHER KING JUNIOR WAY SOUTH

APPROXIMATE LOCATION OF FORMER RED, WHITE, AND BLUE DRY CLEANERS

VACANT PARCEL: 3085002225

VACANT PARCEL: 3085002300

CLOTHING WAREHOUSE 3111 27TH AVENUE SOUTH PARCEL: 3085002295

WORKSHOP 2705 SOUTH WINTHROP STREET PARCEL: 5058300110

P01 P02 P03 P04 P05 P06 P07 P08 P09 P10 P11 P12 P13 P14 P15 P16 P17 P18

N

0 50 100

APPROXIMATE SCALE IN FEET

LEGEND

	PROPERTY BOUNDARY
	PARCEL BOUNDARY
SS	SEWER LINE
SD	STORMDRAIN LINE
	MANHOLE
	CATCH BASIN
P18	SOIL BORING
	INFERRED DIRECTION OF GROUNDWATER FLOW
RED	EXCEEDS MTCA METHOD A CLEANUP LEVEL
MTCA	WASHINGTON STATE MODEL TOXICS CONTROL ACT
GRPH	GASOLINE-RANGE PETROLEUM HYDROCARBONS
DRPH	DIESEL-RANGE PETROLEUM HYDROCARBONS
ORPH	OIL-RANGE PETROLEUM HYDROCARBONS
TPH	TOTAL PETROLEUM HYDROCARBONS
VOC	VOLATILE ORGANIC COMPOUND
UST	UNDERGROUND STORAGE TANK
ND	NON DETECT
--	NOT ANALYZED
<	NOT DETECTED AT CONCENTRATION EXCEEDING THE LABORATORY REPORTING LIMIT

Boring ID	Date Sampled	Analytical Results (micrograms per liter) GRPH	DRPH	ORPH	VOCs
P01	10/30/19	--	--	--	ND
P02		--	--	--	ND
P03		--	--	--	ND
P11	10/31/19	--	190	<250	ND
P12		--	--	--	ND
P13		--	**910**	**520**	ND
P14	11/01/19	<100	480	<250	ND
P16		<100	**1,800**	290	ND
MTCA Cleanup Level		1,000	500	500	varies

SoundEarth Strategies

WWW.SOUNDEARTHINC.COM

UW LAUNDRY PROPERTY
2901 27TH AVENUE SOUTH
SEATTLE, WASHINGTON
SOUNDEARTH PROJECT #0987-022

FIGURE 5

RECONNAISSANCE GROUNDWATER ANALYTICAL RESULTS FOR TPH AND VOCs

TABLES

Table 1
Soil Analytical Results for Chlorinated VOCs
UW Laundry Property
2901 27th Avenue South
Seattle, Washington

Boring ID	Sample ID	Sampled By	Date Sampled	Depth (feet bgs)	Analytical Results[1] (milligrams per kilogram)					
					Tetrachloroethene	Trichloroethene	Cis-1,2-Dichloroethene	Trans-1,2-Dichloroethene	1,1-Dichloroethene	Vinyl Chloride
P01	P01-10	SoundEarth	10/30/19	10	<0.025	<0.02	<0.05	<0.05	<0.05	<0.05
	P01-15			15	<0.025	<0.02	<0.05	<0.05	<0.05	<0.05
P02	P02-10			10	<0.025	<0.02	<0.05	<0.05	<0.05	<0.05
	P02-15			15	<0.025	<0.02	<0.05	<0.05	<0.05	<0.05
P03	P03-13			13	<0.025	<0.02	<0.05	<0.05	<0.05	<0.05
	P03-16			16	<0.025	<0.02	<0.05	<0.05	<0.05	<0.05
P04	P04-12			12	<0.025	<0.02	<0.05	<0.05	<0.05	<0.05
	P04-15			15	<0.025	<0.02	<0.05	<0.05	<0.05	<0.05
P05	P05-09		10/31/19	9	<0.025	<0.02	<0.05	<0.05	<0.05	<0.05
	P05-15			15	<0.025	<0.02	<0.05	<0.05	<0.05	<0.05
P06	P06-10			10	<0.025	<0.02	<0.05	<0.05	<0.05	<0.05
	P06-15			15	<0.025	<0.02	<0.05	<0.05	<0.05	<0.05
P07	P07-10			10	<0.025	<0.02	<0.05	<0.05	<0.05	<0.05
	P07-15			15	<0.025	<0.02	<0.05	<0.05	<0.05	<0.05
P08	P08-10			10	<0.025	<0.02	<0.05	<0.05	<0.05	<0.05
	P08-15			15	<0.025	<0.02	<0.05	<0.05	<0.05	<0.05
P11	P11-12			12	<0.025	<0.02	<0.05	<0.05	<0.05	<0.05
P12	P12-10		11/01/19	10	<0.025	<0.02	<0.05	<0.05	<0.05	<0.05
	P12-15			15	<0.025	<0.02	<0.05	<0.05	<0.05	<0.05
P13	P13-10			10	<0.025	<0.02	<0.05	<0.05	<0.05	<0.05
	P13-15			15	<0.025	<0.02	<0.05	<0.05	<0.05	<0.05
P14	P14-10			10	<0.025	<0.02	<0.05	<0.05	<0.05	<0.05
	P14-15			15	<0.025	<0.02	<0.05	<0.05	<0.05	<0.05
P16	P16-10			10	<0.025	<0.02	<0.05	<0.05	<0.05	<0.05
	P16-15			15	<0.025	<0.02	<0.05	<0.05	<0.05	<0.05
	P16-20			20	<0.025	<0.02	<0.05	<0.05	<0.05	<0.05
MTCA Cleanup Level for Soil					**0.05**[2]	**0.03**[2]	**160**[3]	**1,600**[3]	**4,000**[3]	**0.67**[4]

NOTES:

Sample analyses conducted by Friedman & Bruya, Inc. of Seattle, Washington.

[1]Samples analyzed by EPA Method 8260C.

[2]MTCA Cleanup Regulation, Chapter 173-340-900 of WAC, Table 740-1 Method A Cleanup Levels for Soil, Unrestricted Land Uses, revised November 2007.

[3]MTCA Cleanup Regulation, Chapter 173-340 of WAC, CLARC, Soil, Method B, Noncancer, Direct Contact, CLARC Website <https://fortress.wa.gov/ecy/clarc/CLARCHome.aspx>.

[4]MTCA Cleanup Regulation, Chapter 173-340 of WAC, CLARC, Soil, Method B, Cancer, Direct Contact, CLARC Website <https://fortress.wa.gov/ecy/clarc/CLARCHome.aspx>.

< = not detected at a concentration exceeding the laboratory reporting limit
bgs = below ground surface
CLARC = Cleanup Levels and Risk Calculations
EPA = US Environmental Protection Agency
MTCA = Washington State Model Toxics Control Act
SoundEarth = SoundEarth Strategies, Inc.
VOC = volatile organic compound
WAC = Washington Administrative Code

Table 2
Soil Analytical Results for TPH and BTEX
UW Laundry Property
2901 27th Avenue South
Seattle, Washington

Boring ID	Sample ID	Sampled By	Date Sampled	Depth (feet bgs)	Analytical Results (milligrams per kilogram)						
					GRPH[1]	DRPH[2]	ORPH[2]	Benzene[3]	Toluene[3]	Ethylbenzene[3]	Total Xylenes[3]
P11	P11-12	SoundEarth	10/31/19	10	--	<50	510	--	--	--	--
	P11-15			15	--	<50	<250	--	--	--	--
P13	P13-10		11/01/19	10	--	840	**3,700**	--	--	--	--
	P13-15			15	--	<50	<250	--	--	--	--
P14	P14-10			10	<5	<50	480	<0.02	<0.02	<0.02	<0.06
	P14-15			15	<5	<50	<250	<0.02	<0.02	<0.02	<0.06
P15	P15-10			10	<5	<50	<250	<0.02	<0.02	<0.02	<0.06
	P15-15			15	<5	<50	<250	<0.02	<0.02	<0.02	<0.06
P16	P16-15			15	<5	660	<250	<0.02	<0.02	<0.02	<0.06
	P16-20			20	<5	<50	<250	<0.02	<0.02	<0.02	<0.06
MTCA Cleanup Level for Soil[4]					**100**	**2,000**	**2,000**	**0.03**	**7**	**6**	**9**

NOTES:

Red denotes concentration exceeds MTCA cleanup level for soil.

Sample analyses conducted by Friedman & Bruya, Inc. of Seattle, Washington.

[1]Analyzed by Method NWTPH-Gx.

[2]Analyzed by Method NWTPH-Dx.

[3]Analyzed by EPA Method 8021B.

[4]MTCA Cleanup Regulation, Chapter 173-340-900 of WAC, Table 740-1 Method A Cleanup Levels for Soil, Unrestricted Land Uses, revised November 2007.

-- = no data

< = not detected at a concentration exceeding the laboratory reporting limit

bgs = below ground surface

BTEX = benzene, toluene, ethylbenzene, and total xylenes

DRPH = diesel-range petroleum hydrocarbons

EPA = US Environmental Protection Agency

GRPH = gasoline-range petroleum hydrocarbons

MTCA = Washington State Model Toxics Control Act

NWTPH = Northwest Total Petroleum Hydrocarbon

ORPH = oil-range petroleum hydrocarbons

SoundEarth = SoundEarth Strategies, Inc.

TPH = total petroleum hydrocarbons

WAC = Washington Administrative Code

Table 3
Soil Analytical Results for MTCA 5 Metals
UW Laundry Property
2901 27th Avenue South
Seattle, Washington

Boring ID	Sample ID	Date Sampled	Depth (feet bgs)	Analytical Results[1] (milligrams per kilogram)				
				Arsenic	Cadmium	Chromium	Lead	Mercury
P04	P04-05	10/30/19	5	3.12	<1	25.6	2.93	<1
P09	P09-05	10/31/19	5	7.13	<1	33.8	7.26	<1
P10	P10-05		5	5.13	<1	52.1	7.47	<1
P11	P11-12		12	5.59	<1	23.8	101	<1
P12	P12-05	11/01/19	5	3.09	<1	17.0	2.46	<1
P13	P13-10		10	3.55	<1	21.9	80.0	<1
P16	P16-15		15	5.25	<1	24.6	6.56	<1
P17	P17-05		5	4.86	<1	49.3	34.8	<1
P18	P18-05		5	2.21	<1	13.5	4.31	<1
MTCA Cleanup Level for Soil				**20**[2]	**2**[2]	**2,000**[2]	**250**[2]	**2**[2]

NOTES:

Sample analyses conducted by Friedman & Bruya, Inc. of Seattle, Washington.

[1]Samples analyzed by EPA Method 6020B.

[2]MTCA Cleanup Regulation, Chapter 173-340-900 of WAC, Table 740-1 Method A Cleanup Levels for Soil, Unrestricted Land Uses, revised November 2007.

< = not detected at a concentration exceeding the laboratory reporting limit

bgs = below ground surface

EPA = US Environmental Protection Agency

MTCA = Washington State Model Toxics Control Act

WAC = Washington Administrative Code

Table 4
Soil Analytical Results for cPAHs
UW Laundry Property
2901 27th Avenue South
Seattle, Washington

Boring ID	Sample ID	Date Sampled	cPAHs Toxicity Equivalency[1] (milligrams per kilogram)												TEQ[1] (milligrams per kilogram)
			Benzo(a)-anthracene TEF: 0.1		Chrysene TEF: 0.01		Benzo(a)pyrene TEF: 1		Benzo(b)-fluoranthene TEF: 0.1		Benzo(k)-fluoranthene TEF: 0.1		Indeno(1,2,3-cd)-pyrene TEF: 0.1		Dibenz(a,h)-anthracene TEF: 0.1		
P04	P04-05	10/30/19	<	0.01	<	0.01	<	0.01	<	0.01	<	0.01	<	0.01	<	0.01	0.01
P09	P09-05	10/31/19	<	0.01	<	0.01	<	0.01	<	0.01	<	0.01	<	0.01	<	0.01	0.01
P10	P10-05		<	0.01	<	0.01	<	0.01	<	0.01	<	0.01	<	0.01	<	0.01	0.01
P11	P11-12[d]		<	0.5	<	0.5	**<**	**0.5**	<	0.5	<	0.5	<	0.5	<	0.5	**0.38**
P12	P12-05	11/01/19	<	0.01	<	0.01	<	0.01	<	0.01	<	0.01	<	0.01	<	0.01	0.01
P13	P13-10			0.097		0.47		0.052[J]		0.11[J]		0.085[J]	<	0.05[J]	<	0.05[J]	0.09
P16	P16-15		<	0.01	<	0.01	<	0.01	<	0.01	<	0.01	<	0.01	<	0.01	0.01
P17	P17-05			0.013		0.015		0.012		0.016	<	0.01	<	0.01	<	0.01	0.02
P18	P18-05		<	0.05		0.18	<	0.05[J]		0.052[J]	<	0.05[J]	<	0.05[J]	<	0.05[J]	0.04
MTCA Cleanup Level for Soil			**NE**		**NE**		**0.1**[2]		**NE**		**NE**		**NE**		**NE**		**0.1**[2]

NOTES:

Bold denotes reporting limit exceeds MTCA cleanup level for soil.

Sample analyses conducted by Friedman & Bruya, Inc. of Seattle, Washington.

Samples analyzed by GC/MS-SIM or EPA Method 8270D.

[1]Analytical result for each individual cPAH is multiplied by the TEF and all seven cPAH values are added. When analytical results are reported as less than the LRL, one-half of the LRL is multiplied by the TEF to calculate the TEQ.

[2]MTCA Cleanup Regulation, Chapter 173-340-900 of WAC, Table 740-1 Method A Cleanup Levels for Soil, Unrestricted Land Uses, revised November 2007.

Laboratory Notes:

[d]The sample was diluted. Detection limits were raised and surrogate recoveries may not be meaningful.

[J]The internal standard associated with the analyte is out of control limits. The reported concentration is an estimate.

< = not detected at a concentration exceeding the laboratory reporting limit

cPAH = carcinogenic polycyclic aromatic hydrocarbon

EPA = US Environmental Protection Agency

LRL = laboratory reporting limit

MTCA = Washington State Model Toxics Control Act

NE = not established

TEF = toxicity equivalency factor

TEQ = toxicity equivalent

WAC = Washington Administrative Code

Table 5
Groundwater Analytical Results for Chlorinated VOCs
UW Laundry Property
2901 27th Avenue South
Seattle, Washington

Boring ID	Sample ID	Sampled By	Date Sampled	Analytical Results[1] (micrograms per liter)					
				Tetrachloroethene	Trichloroethene	Cis-1,2-Dichloroethene	Trans-1,2-Dichloroethene	1,1-Dichloroethene	Vinyl Chloride
P01	P01-20191030	SoundEarth	10/30/19	<1	<1	<1	<1	<1	<0.2
P02	P02-20191030			<1	<1	<1	<1	<1	<0.2
P03	P03-20191030			<1	<1	<1	<1	<1	<0.2
P11	P11-20191031		10/31/19	<1	<1	<1	<1	<1	<0.2
P12	P12-20191101		11/01/19	<1	<1	<1	<1	<1	<0.2
P13	P13-20191101			<1	<1	<1	<1	<1	<0.2
P14	P14-20191101			<1	<1	<1	<1	<1	<0.2
P16	P16-20191101			<1	<1	<1	<1	<1	<0.2
MTCA Cleanup Level for Groundwater				**5**[2]	**5**[2]	**16**[3]	**160**[3]	**400**[3]	**0.2**[2]

NOTES:

Sample analyses conducted by Friedman & Bruya, Inc. of Seattle, Washington.

[1]Samples analyzed by EPA Method 8260C.

[2]MTCA Cleanup Regulation, Chapter 173-340-900 of WAC, Table 720-1 Method A Cleanup Levels for Groundwater, revised November 2007.

[3]MTCA Cleanup Regulation, Chapter 173-340 of WAC, CLARC, Groundwater, Method B Standard Formula, Non cancer, CLARC Website <https://fortress.wa.gov/ecy/clarc/CLARCHome.aspx>.

< = not detected at a concentration exceeding the laboratory reporting limit

CLARC = Cleanup Levels and Risk Calculations

EPA = US Environmental Protection Agency

MTCA = Washington State Model Toxics Control Act

SoundEarth = SoundEarth Strategies, Inc.

VOC = volatile organic compound

WAC = Washington Administrative Code

Table 6
Groundwater Analytical Results for TPH and BTEX
UW Laundry Property
2901 27th Avenue South
Seattle, Washington

Boring ID	Sample ID	Sampled By	Date Sampled	Analytical Results (micrograms per liter)						
				GRPH[1]	DRPH[2]	ORPH[2]	Benzene[3]	Toluene[3]	Ethylbenzene[3]	Total Xylenes[3]
P11	P11-20191031	SoundEarth	10/31/19	--	190[x]	<250	--	--	--	--
P13	P13-20191101		11/01/19	--	**910**	**520**	--	--	--	--
P14	P14-20191101			<100	480[x]	<250	<1	<1	<1	<3
P16	P16-20191101			<100	**1,800**[x]	290[x]	<1	<1	<1	<3
MTCA Cleanup Level for Groundwater[4]				**1,000**	**500**	**500**	**5**	**1,000**	**700**	**1,000**

NOTES:

Red denotes concentration exceeds MTCA cleanup level for groundwater.

Sample analyses conducted by Friedman & Bruya, Inc. of Seattle, Washington.

[1]Analyzed by Method NWTPH-Gx.

[2]Analyzed by Method NWTPH-Dx.

[3]Analyzed by EPA Method 8021B.

[4]MTCA Cleanup Regulation, Chapter 173-340-900 of WAC, Table 720-1 Method A Cleanup Levels for Groundwater, revised November 2007.

Laboratory Note:

[x]The sample chromatographic pattern does not resemble the fuel standard used for quantitation.

-- = no data

< = not detected at a concentration exceeding the laboratory reporting limit

BTEX = benzene, toluene, ethylbenzene, and total xylenes

DRPH = diesel-range petroleum hydrocarbons

EPA = US Environmental Protection Agency

GRPH = gasoline-range petroleum hydrocarbons

MTCA = Washington State Model Toxics Control Act

NWTPH = Northwest Total Petroleum Hydrocarbon

ORPH = oil-range petroleum hydrocarbons

SoundEarth = SoundEarth Strategies, Inc.

TPH = total petroleum hydrocarbons

WAC = Washington Administrative Code

ATTACHMENT A
BORING LOGS

SoundEarth Strategies

Project:	UW Laundry Property
Project Number:	0987-022
Logged by:	KJL
Date Started:	10/30/19
Surface Conditions:	Asphalt
Location N/S:	9' S of Building 1 SE corner
Location E/W:	43' W of Building 1 SE corner
Reviewed by:	CJT
Date Completed:	10/30/19

BORING LOG | P01

Site Address: 2901 27th Avenue South, Seattle, Washington

Water Depth At Time of Drilling: 13 feet bgs

Water Depth After Completion: -- feet bgs

Depth (feet bgs)	Interval	Blow Count	% Recovery	PID (ppm)	Sample ID	Sample Analyzed	Group Symbol	Graphic	Lithologic Description (ASTM texture, density, color, odor, moisture, supplemental descriptors, estimated grain size distribution) Field-estimated grain size distribution by volume (% Fines - % Sand - % Gravel)	Well Detail/ Water Depth
0			50	0.0			SM		**0.0-0.4 feet bgs: 3 inches of asphalt at surface.** **0.4-5.0 feet bgs: Silty SAND with gravel, brown, no hydrocarbon or solvent odor, moist, fill (20-60-20).**	
5			50	0.0	P01-05		SP		**5.0-10.0 feet bgs: Poorly graded, medium SAND with gravel, trace silt, brown, no hydrocarbon or solvent odor, moist, fill (5-80-15).**	
10			75	0.0	P01-10	X	SP		**10.0-12.0 feet bgs: Poorly graded, medium SAND with gravel, trace silt, brown, no hydrocarbon or solvent odor, moist (5-55-40).**	
15			15	0.0	P01-15	X	ML		**12.0-15.0 feet bgs: SILT with sand, gray, no hydrocarbon or solvent odor, moist (90-10-0).**	
20				0.0			GP		**15.0-20.0 feet bgs: Poorly graded GRAVEL with sand, gray/brown, no hydrocarbon or solvent odor, wet (0-10-90).** **Boring terminated at 20 feet bgs. Collect reconnaissance groundwater sample P01-20191030. Boring backfilled with bentonite.**	

Drilling Co./Driller:	ESN / Marty		**Well/Auger Diameter:**	--	inches
Drilling Equipment:	Truck-mounted push probe		**Well Screened Interval:**	--	feet bgs
Sampler Type:	Plastic sleeve		**Screen Slot Size:**	--	inches
Hammer Type/Weight:	--	lbs	**Filter Pack Used:**	--	
Total Boring Depth:	20	feet bgs	**Surface Seal:**	--	
Total Well Depth:	--	feet bgs	**Annular Seal:**	--	
State Well ID No.:	--		**Monument Type:**	--	

Notes/Comments:

bgs = below ground surface

SoundEarth Strategies

Project:	UW Laundry Property
Project Number:	0987-022
Logged by:	KJL
Date Started:	10/30/19
Surface Conditions:	Concrete
Location N/S:	24' S of Building 1 south wall
Location E/W:	22' W of Building 2 NW corner
Reviewed by:	CJT
Date Completed:	10/30/19

BORING LOG | P02

Site Address: 2901 27th Avenue South, Seattle, Washington

Water Depth At Time of Drilling: 15 feet bgs

Water Depth After Completion: -- feet bgs

Depth (feet bgs)	Interval	Blow Count	% Recovery	PID (ppm)	Sample ID	Sample Analyzed	Group Symbol	Graphic	Lithologic Description (ASTM texture, density, color, odor, moisture, supplemental descriptors, estimated grain size distribution) Field-estimated grain size distribution by volume (% Fines - % Sand - % Gravel)	Well Detail/ Water Depth
0									**0.0-0.5 feet bgs: 6 inches of concrete at surface.**	
							ML		**0.5-5.0 feet bgs: Sandy SILT, brown, no hydrocarbon or solvent odor, moist (70-30-0).**	
			90	0.0						
5				0.0	P02-05		SM		**5.0-8.0 feet bgs: Silty fine SAND, trace fine gravel, brown, no hydrocarbon or solvent odor, moist (35-60-5).**	
			100	0.0						
							ML		**8.0-15.0 feet bgs: Sandy SILT, trace gravel, gray, no hydrocarbon or solvent odor, moist (65-30-5).**	
10				0.0	P02-10	X				
			100	0.0						
15				0.0	P02-15	X	SP		**15.0-16.5 feet bgs: Poorly graded, medium SAND with silt, gray, no hydrocarbon or solvent odor, wet (10-90-0).**	▽
							ML		**16.5-20.0 feet bgs: SILT, trace fine sand and gravel, gray, no hydrocarbon or solvent odor, moist (90-5-5).**	
			100	0.0						
20				0.0	P02-20				**Boring terminated at 20 feet bgs. Collect reconnaissance groundwater sample P02-20191030. Boring backfilled with bentonite.**	

Drilling Co./Driller:	ESN / Marty		**Well/Auger Diameter:**	--	inches
Drilling Equipment:	Truck-mounted push probe		**Well Screened Interval:**	--	feet bgs
Sampler Type:	Plastic sleeve		**Screen Slot Size:**	--	inches
Hammer Type/Weight:	--	lbs	**Filter Pack Used:**	--	
Total Boring Depth:	20	feet bgs	**Surface Seal:**	--	
Total Well Depth:	--	feet bgs	**Annular Seal:**	--	
State Well ID No.:	--		**Monument Type:**	--	

Notes/Comments:

bgs = below ground surface

SoundEarth Strategies

Project:	UW Laundry Property
Project Number:	0987-022
Logged by:	KJL
Date Started:	10/30/19
Surface Conditions:	Asphalt
Location N/S:	5.5' S of Building 1 south wall
Location E/W:	15' E of retaining wall
Reviewed by:	CJT
Date Completed:	10/30/19

BORING LOG | P03

Site Address: 2901 27th Avenue South, Seattle, Washington

Water Depth At Time of Drilling 18.5 feet bgs

Water Depth After Completion -- feet bgs

Depth (feet bgs)	Interval	Blow Count	% Recovery	PID (ppm)	Sample ID	Sample Analyzed	Group Symbol	Graphic	Lithologic Description (ASTM texture, density, color, odor, moisture, supplemental descriptors, estimated grain size distribution) Field-estimated grain size distribution by volume (% Fines - % Sand - % Gravel)	Well Detail/ Water Depth
0									**0.0-0.4 feet bgs: 3 inches of asphalt at surface.**	
							ML		**0.4-5.0 feet bgs: Sandy SILT with fine gravel, gray, no hydrocarbon or solvent odor, moist (55-35-10).**	
			100	0.0						
5				0.0	P03-05		ML		**5.0-10.0 feet bgs: Sandy SILT with fine gravel, gray, no hydrocarbon or solvent odor, moist (75-15-10).**	
			100	0.0						
10				0.0	P03-10		ML		**10.0-13.0 feet bgs: Sandy SILT with fine gravel, gray, no hydrocarbon or solvent odor, moist (65-25-10).**	
			166							
				0.0	P03-13	X	ML		**13.0-19.0 feet bgs: Sandy SILT, trace gravel, gray, no hydrocarbon or solvent odor, wet at 18.5 feet bgs (70-25-5).**	
				0.0						
			166							
15				0.0						
					P03-16	X				
				0.0						
			166							
				0.0	P03-19				**Refusal at 19 feet bgs. Collect reconnaissance groundwater sample P03-20191030. Boring backfilled with bentonite.**	▽
20										

Drilling Co./Driller:	ESN / Marty		**Well/Auger Diameter:**	--	inches	**Notes/Comments:**	
Drilling Equipment:	Truck-mounted push probe		**Well Screened Interval:**	--	feet bgs	**bgs = below ground surface**	
Sampler Type:	Plastic sleeve		**Screen Slot Size:**	--	inches		
Hammer Type/Weight:	--	lbs	**Filter Pack Used:**	--			
Total Boring Depth:	19	feet bgs	**Surface Seal:**	--			
Total Well Depth:	--	feet bgs	**Annular Seal:**	--			
State Well ID No.:	--		**Monument Type:**	--			

SoundEarth Strategies

Project:	UW Laundry Property
Project Number:	0987-022
Logged by:	KJL
Date Started:	10/30/19
Surface Conditions:	Asphalt
Location N/S:	103' S of Building 1 south wall
Location E/W:	15.5' E of retaining wall
Reviewed by:	CJT
Date Completed:	10/30/19

BORING LOG | P04

Site Address: 2901 27th Avenue South, Seattle, Washington

Water Depth At Time of Drilling -- feet bgs

Water Depth After Completion -- feet bgs

Depth (feet bgs)	Interval	Blow Count	% Recovery	PID (ppm)	Sample ID	Sample Analyzed	Group Symbol	Graphic	Lithologic Description (ASTM texture, density, color, odor, moisture, supplemental descriptors, estimated grain size distribution) Field-estimated grain size distribution by volume (% Fines - % Sand - % Gravel)	Well Detail/ Water Depth
0									**0.0-0.4 feet bgs: 3 inches of asphalt at surface.**	
			100	0.0			SM		**0.4-5.0 feet bgs: Silty SAND with gravel, gray, no hydrocarbon or solvent odor, moist (30-60-10).**	
5				0.0	P04-05	X	ML		**5.0-9.0 feet bgs: Sandy SILT with gravel, gray, no hydrocarbon or solvent odor, moist (45-15-40).**	
			125	0.0						
				0.0	P04-09		ML		**9.0-12.0 feet bgs: Sandy SILT with gravel, gray, no hydrocarbon or solvent odor, moist (60-15-25).**	
10				0.0						
			166							
				0.0	P04-12	X	ML		**12.0-15.0 feet bgs: Sandy SILT, trace gravel, gray, no hydrocarbon or solvent odor, moist (70-25-5).**	
				0.0						
			166							
15				0.0	P04-15	X	ML		**15.0-20.0 feet bgs: SILT with sand, trace gravel, gray, no hydrocarbon or solvent odor, moist (85-10-5).**	
			166							
					P04-18					
			100						**Refusal at 20 feet bgs. Boring backfilled with bentonite.**	
20				0.0	P04-20					

Drilling Co./Driller:	ESN / Marty		**Well/Auger Diameter:**	--	inches
Drilling Equipment:	Truck-mounted push probe		**Well Screened Interval:**	--	feet bgs
Sampler Type:	Plastic sleeve		**Screen Slot Size:**	--	inches
Hammer Type/Weight:	--	lbs	**Filter Pack Used:**	--	
Total Boring Depth:	20	feet bgs	**Surface Seal:**	--	
Total Well Depth:	--	feet bgs	**Annular Seal:**	--	
State Well ID No.:	--		**Monument Type:**	--	

Notes/Comments:

bgs = below ground surface

SoundEarth Strategies

Project:	UW Laundry Property
Project Number:	0987-022
Logged by:	KJL
Date Started:	10/31/19
Surface Conditions:	Concrete
Location N/S:	86' S of Building 1 central south wall
Location E/W:	23' E of Building 2 west wall
Reviewed by:	CJT
Date Completed:	10/31/19

BORING LOG | P05

Site Address: 2901 27th Avenue South, Seattle, Washington

Water Depth At Time of Drilling -- feet bgs

Water Depth After Completion -- feet bgs

Depth (feet bgs)	Interval	Blow Count	% Recovery	PID (ppm)	Sample ID	Sample Analyzed	Group Symbol	Graphic	Lithologic Description (ASTM texture, density, color, odor, moisture, supplemental descriptors, estimated grain size distribution) Field-estimated grain size distribution by volume (% Fines - % Sand - % Gravel)	Well Detail/ Water Depth
0									**0.0-0.5 feet bgs: 6 inches of concrete at surface.**	
							ML		**0.5-3.0 feet bgs: Sandy SILT, trace fine gravel, brown, no hydrocarbon or solvent odor, moist (60-35-5).**	
			100	0.0						
							ML		**3.0-9.0 feet bgs: Sandy SILT, trace fine gravel, gray, no hydrocarbon or solvent odor, moist (75-20-5).**	
5				0.0	P05-05					
			125							
				0.0						
				0.0	P05-09	X				
							ML		**9.0-12.0 feet bgs: Sandy SILT, trace fine gravel, gray, no hydrocarbon or solvent odor, moist (65-30-5).**	
10				0.0						
			166							
				0.0	P05-12					
							ML		**12.0-15.0 feet bgs: Sandy SILT, trace fine gravel, gray, no hydrocarbon or solvent odor, moist (70-25-5).**	
				0.0						
			166							
15				0.0	P05-15	X				
							ML		**15.0-18.0 feet bgs: Sandy SILT with gravel, gray, no hydrocarbon or solvent odor, moist (50-35-15).**	
			166							
					P05-18					
							ML		**18.0-20.0 feet bgs: Sandy SILT with gravel, gray, no hydrocarbon or solvent odor, moist (70-20-10).**	
			100						**Refusal at 20 feet bgs. Boring backfilled with bentonite.**	
20					P05-20					

Drilling Co./Driller:	ESN / Marty		**Well/Auger Diameter:**	--	inches	**Notes/Comments:**
Drilling Equipment:	Truck-mounted push probe		**Well Screened Interval:**	--	feet bgs	**bgs = below ground surface**
Sampler Type:	Plastic sleeve		**Screen Slot Size:**	--	inches	
Hammer Type/Weight:	--	lbs	**Filter Pack Used:**	--		
Total Boring Depth:	20	feet bgs	**Surface Seal:**	--		
Total Well Depth:	--	feet bgs	**Annular Seal:**	--		
State Well ID No.:	--		**Monument Type:**	--		

SoundEarth Strategies

Project:	UW Laundry Property
Project Number:	0987-022
Logged by:	KJL
Date Started:	10/31/19
Surface Conditions:	Asphalt
Location N/S:	6' S of Building 1 NW corner
Location E/W:	12' W of Building 1 NW corner
Reviewed by:	CJT
Date Completed:	10/31/19

BORING LOG | P06

Site Address: 2901 27th Avenue South, Seattle, Washington

Water Depth At Time of Drilling -- feet bgs

Water Depth After Completion -- feet bgs

Depth (feet bgs)	Interval	Blow Count	% Recovery	PID (ppm)	Sample ID	Sample Analyzed	Group Symbol	Graphic	Lithologic Description (ASTM texture, density, color, odor, moisture, supplemental descriptors, estimated grain size distribution) Field-estimated grain size distribution by volume (% Fines - % Sand - % Gravel)	Well Detail/ Water Depth
0							GP		**0.0-0.5 feet bgs: 6 inches of asphalt at surface.**	
									0.5-1.0 feet bgs: 1/2-inch-diameter GRAVEL (fill).	
							SP-SM		**1.0-5.0 feet bgs: Fine to medium SAND with silt and fine gravel, brown, no hydrocarbon or solvent odor, moist, fill (10-70-20).**	
			60	0.0						
5				0.0	P06-05		ML		**5.0-8.0 feet bgs: Sandy SILT, trace fine gravel, brown, no hydrocarbon or solvent odor, moist (55-40-5).**	
			100	0.0						
							ML		**8.0-10.0 feet bgs: Sandy SILT, trace fine gravel, gray, no hydrocarbon or solvent odor, moist (75-20-5).**	
10				0.0	P06-10	X	ML		**10.0-15.0 feet bgs: Sandy SILT, gray, no hydrocarbon or solvent odor, moist (80-20-0).**	
			100	0.0						
				0.0	P06-15	X				
15									**Boring terminated at 15 feet bgs. Boring backfilled with bentonite.**	
20										

Drilling Co./Driller:	ESN / Marty		**Well/Auger Diameter:**	--	inches	**Notes/Comments:**	
Drilling Equipment:	Truck-mounted push probe		**Well Screened Interval:**	--	feet bgs	**bgs = below ground surface**	
Sampler Type:	Plastic sleeve		**Screen Slot Size:**	--	inches		
Hammer Type/Weight:	--	lbs	**Filter Pack Used:**	--			
Total Boring Depth:	15	feet bgs	**Surface Seal:**	--			
Total Well Depth:	--	feet bgs	**Annular Seal:**	--			
State Well ID No.:	--		**Monument Type:**	--			

SoundEarth Strategies

Project:	UW Laundry Property
Project Number:	0987-022
Logged by:	KJL
Date Started:	10/31/19
Surface Conditions:	Asphalt
Location N/S:	114' S of Building 1 NW corner
Location E/W:	12' W of Building 1 NW corner
Reviewed by:	CJT
Date Completed:	10/31/19

BORING LOG | P07

Site Address: 2901 27th Avenue South, Seattle, Washington

Water Depth At Time of Drilling -- feet bgs

Water Depth After Completion -- feet bgs

Depth (feet bgs)	Interval	Blow Count	% Recovery	PID (ppm)	Sample ID	Sample Analyzed	Group Symbol	Graphic	Lithologic Description (ASTM texture, density, color, odor, moisture, supplemental descriptors, estimated grain size distribution) Field-estimated grain size distribution by volume (% Fines - % Sand - % Gravel)	Well Detail/ Water Depth
0									**0.0-0.5 feet bgs: 6 inches of asphalt at surface.**	
							GP		**0.5-1.0 feet bgs: 1/2-inch-diameter GRAVEL (fill).**	
							ML		**1.0-5.0 feet bgs: Sandy SILT with gravel, brown, no hydrocarbon or solvent odor, moist (55-30-15).**	
			50	0.0						
5				0.0	P07-05		ML		**5.0-13.0 feet bgs: Fine to coarse sandy SILT with gravel, brown, no hydrocarbon or solvent odor, moist (55-30-15).**	
			100	0.0						
10				0.0	P07-10	X				
			100	0.0						
				0.0	P07-15	X	ML		**13.0-15.0 feet bgs: Sandy SILT with fine gravel, brown, no hydrocarbon or solvent odor, moist (70-20-10).**	
15									**Boring terminated at 15 feet bgs. Boring backfilled with bentonite.**	
20										

Drilling Co./Driller:	ESN / Marty		**Well/Auger Diameter:**	--	inches	**Notes/Comments:**	
Drilling Equipment:	Truck-mounted push probe		**Well Screened Interval:**	--	feet bgs	**bgs = below ground surface**	
Sampler Type:	Plastic sleeve		**Screen Slot Size:**	--	inches		
Hammer Type/Weight:	--	lbs	**Filter Pack Used:**	--			
Total Boring Depth:	15	feet bgs	**Surface Seal:**	--			
Total Well Depth:	--	feet bgs	**Annular Seal:**	--			
State Well ID No.:	--		**Monument Type:**	--			

SoundEarth Strategies

Project:	UW Laundry Property
Project Number:	0987-022
Logged by:	KJL
Date Started:	10/31/19
Surface Conditions:	Asphalt
Location N/S:	31' N of Building 1 SW corner
Location E/W:	12.5' W of Building 1 SW corner
Reviewed by:	CJT
Date Completed:	10/31/19

BORING LOG | P08

Site Address: 2901 27th Avenue South, Seattle, Washington

Water Depth At Time of Drilling -- feet bgs

Water Depth After Completion -- feet bgs

Depth (feet bgs)	Interval	Blow Count	% Recovery	PID (ppm)	Sample ID	Sample Analyzed	Group Symbol	Graphic	Lithologic Description (ASTM texture, density, color, odor, moisture, supplemental descriptors, estimated grain size distribution) Field-estimated grain size distribution by volume (% Fines - % Sand - % Gravel)	Well Detail/ Water Depth
0									**0.0-0.5 feet bgs: 6 inches of asphalt at surface.**	
							SM		**0.5-1.0 feet bgs: Silty SAND with gravel, brown, no hydrocarbon or solvent odor, moist, fill (25-40-35).**	
							ML		**1.0-5.0 feet bgs: Sandy SILT with fine gravel, gray, no hydrocarbon or solvent odor, moist (55-35-10).**	
			60	0.0						
5				0.0	P08-05		ML		**5.0-13.0 feet bgs: Sandy SILT, gray, no hydrocarbon or solvent odor, moist (60-40-0).**	
			100	0.0						
10				0.0	P08-10	X				
			100	0.0						
							ML		**13.0-15.0 feet bgs: Sandy SILT, gray, no hydrocarbon or solvent odor, moist (75-25-0).**	
				0.0	P08-15	X				
15									**Boring terminated at 15 feet bgs. Boring backfilled with bentonite.**	
20										

Drilling Co./Driller:	ESN / Marty		**Well/Auger Diameter:**	--	inches	**Notes/Comments:**
Drilling Equipment:	Truck-mounted push probe		**Well Screened Interval:**	--	feet bgs	**bgs = below ground surface**
Sampler Type:	Plastic sleeve		**Screen Slot Size:**	--	inches	
Hammer Type/Weight:	--	lbs	**Filter Pack Used:**	--		
Total Boring Depth:	15	feet bgs	**Surface Seal:**	--		
Total Well Depth:	--	feet bgs	**Annular Seal:**	--		
State Well ID No.:	--		**Monument Type:**	--		

SoundEarth Strategies

Project:	UW Laundry Property
Project Number:	0987-022
Logged by:	KJL
Date Started:	10/31/19
Surface Conditions:	Asphalt
Location N/S:	41' N of south parking lot curb
Location E/W:	13.5' E of west parking lot curb
Reviewed by:	CJT
Date Completed:	10/31/19

BORING LOG | P09

Site Address: 2901 27th Avenue South, Seattle, Washington

Water Depth At Time of Drilling: 20 feet bgs

Water Depth After Completion: -- feet bgs

Depth (feet bgs)	Interval	Blow Count	% Recovery	PID (ppm)	Sample ID	Sample Analyzed	Group Symbol	Graphic	Lithologic Description (ASTM texture, density, color, odor, moisture, supplemental descriptors, estimated grain size distribution) Field-estimated grain size distribution by volume (% Fines - % Sand - % Gravel)	Well Detail/ Water Depth
0							SP		**0.0-0.5 feet bgs: 6 inches of asphalt at surface.**	
							ML		**0.5-1.0 feet bgs: SAND with gravel, trace silt, brown, no hydrocarbon or solvent odor, moist, fill (5-60-35).**	
			100	0.0					**1.0-5.0 feet bgs: Sandy SILT with gravel, gray/brown, no hydrocarbon or solvent odor, moist (60-30-10).**	
5				0.0	P09-05	X	ML		**5.0-13.0 feet bgs: Sandy SILT with gravel, gray, no hydrocarbon or solvent odor (65-25-10).**	
			70	0.0						
10				0.0	P09-10					
			60	0.0						
							ML		**13.0-15.0 feet bgs: SILT, trace sand, brown, no hydrocarbon or solvent odor, moist (95-5-0).**	
15				0.0	P09-15		ML		**15.0-19.0 feet bgs: Sandy SILT, gray/brown, no hydrocarbon or solvent odor, moist (80-20-0).**	
			100	0.0						
				0.0	P09-20		ML		**19.0-20.0 feet bgs: Sandy SILT, gray/brown, no hydrocarbon or solvent odor, wet (60-40-0).**	▽
20									**Boring terminated at 20 feet bgs. Reconnaissance groundwater sample P09-20191031 collected. Boring backfilled with bentonite.**	

Drilling Co./Driller:	ESN / Marty		**Well/Auger Diameter:**	--	inches	**Notes/Comments:**
Drilling Equipment:	Truck-mounted push probe		**Well Screened Interval:**	--	feet bgs	**bgs = below ground surface**
Sampler Type:	Plastic sleeve		**Screen Slot Size:**	--	inches	
Hammer Type/Weight:	--	lbs	**Filter Pack Used:**	--		
Total Boring Depth:	20	feet bgs	**Surface Seal:**	--		
Total Well Depth:	--	feet bgs	**Annular Seal:**	--		
State Well ID No.:	--		**Monument Type:**	--		

SoundEarth Strategies

Project:	UW Laundry Property
Project Number:	0987-022
Logged by:	KJL
Date Started:	10/31/19
Surface Conditions:	Asphalt
Location N/S:	90' N of SE light post
Location E/W:	43' W of east curb
Reviewed by:	CJT
Date Completed:	10/31/19

BORING LOG | P10

Site Address: 2901 27th Avenue South, Seattle, Washington

Water Depth At Time of Drilling: 10.7 feet bgs

Water Depth After Completion: -- feet bgs

Depth (feet bgs)	Interval	Blow Count	% Recovery	PID (ppm)	Sample ID	Sample Analyzed	Group Symbol	Graphic	Lithologic Description (ASTM texture, density, color, odor, moisture, supplemental descriptors, estimated grain size distribution) Field-estimated grain size distribution by volume (% Fines - % Sand - % Gravel)	Well Detail/ Water Depth
0									**0.0-0.5 feet bgs: 6 inches of asphalt at surface.**	
							GP		**0.5-1.0 feet bgs: 1/2-inch-diameter GRAVEL (fill).**	
							ML		**1.0-5.0 feet bgs: Sandy SILT, gray, no hydrocarbon or solvent odor, moist (65-35-0).**	
			60	0.0						
5				0.0	P10-05	X	ML		**5.0-8.0 feet bgs: Sandy SILT, trace gravel, gray, no hydrocarbon or solvent odor, moist (65-30-5).**	
			100	0.0						
							ML		**8.0-11.5 feet bgs: Sandy SILT, gray, no hydrocarbon or solvent odor, moist to wet at 10.7 feet bgs (75-25-0).**	
10				0.0	P10-10					▽
							ML		**11.5-13.0 feet bgs: Sandy SILT with organics, brown, no hydrocarbon or solvent odor, moist (70-30-0).**	
			100	0.0						
							ML		**13.0-15.0 feet bgs: Sandy SILT, gray, no hydrocarbon or solvent odor, moist (80-20-0).**	
15				0.0	P10-15		ML		**15.0-20.0 feet bgs: SILT with sand, gray, no hydrocarbon or solvent odor, wet (90-10-0).**	
			100	0.0						
									Boring terminated at 20 feet bgs. Reconnaissance groundwater sample P10-20191031 collected. Boring backfilled with bentonite.	
20				0.0	P10-20					

Drilling Co./Driller:	ESN / Marty		**Well/Auger Diameter:**	--	inches
Drilling Equipment:	Truck-mounted push probe		**Well Screened Interval:**	--	feet bgs
Sampler Type:	Plastic sleeve		**Screen Slot Size:**	--	inches
Hammer Type/Weight:	--	lbs	**Filter Pack Used:**	--	
Total Boring Depth:	20	feet bgs	**Surface Seal:**	--	
Total Well Depth:	--	feet bgs	**Annular Seal:**	--	
State Well ID No.:	--		**Monument Type:**	--	

Notes/Comments:

bgs = below ground surface

SoundEarth Strategies

Project:	UW Laundry Property
Project Number:	0987-022
Logged by:	KJL
Date Started:	10/31/19
Surface Conditions:	Asphalt
Location N/S:	4.5' N of south curb
Location E/W:	23' W of SE parking lot corner
Reviewed by:	CJT
Date Completed:	10/31/19

BORING LOG | P11

Site Address: 2901 27th Avenue South, Seattle, Washington

Water Depth At Time of Drilling: 11.4 feet bgs

Water Depth After Completion: -- feet bgs

Depth (feet bgs)	Interval	Blow Count	% Recovery	PID (ppm)	Sample ID	Sample Analyzed	Group Symbol	Graphic	Lithologic Description (ASTM texture, density, color, odor, moisture, supplemental descriptors, estimated grain size distribution) Field-estimated grain size distribution by volume (% Fines - % Sand - % Gravel)	Well Detail/ Water Depth
0									**0.0-0.5 feet bgs: 6 inches of asphalt at surface.**	
							ML		**0.5-5.0 feet bgs: Sandy SILT with gravel, gray/brown, no hydrocarbon or solvent odor, moist (70-20-10).**	
			90	0.0						
5				0.0	P11-05		ML		**5.0-11.5 feet bgs: Sandy SILT with gravel, gray, no hydrocarbon or solvent odor, moist to wet at 11.4 feet bgs (65-20-15).**	
			100	0.0						
10				0.1	P11-10					
					P11-12	X	ML		**11.5-12.5 feet bgs: Sandy SILT with gravel, organics and brick fragments, black/brown, no hydrocarbon or solvent odor, moist (50-35-15).**	
			100	0.6			ML		**12.5-15.0 feet bgs: Sandy SILT, gray, no hydrocarbon or solvent odor, moist (70-30-0).**	
15				0.0	P11-15		SM		**15.0-16.5 feet bgs: Silty SAND, gray, no hydrocarbon or solvent odor, wet (35-65-0).**	
							ML		**16.5-20.0 feet bgs: Sandy SILT, gray, no hydrocarbon or solvent odor, wet (65-35-0).**	
			100	0.0						
									Boring terminated at 20 feet bgs. Reconnaissance groundwater sample P11-20191031 collected. Boring backfilled with bentonite.	
20				0.0	P11-20					

Drilling Co./Driller:	ESN / Marty		**Well/Auger Diameter:**	--	inches
Drilling Equipment:	Truck-mounted push probe		**Well Screened Interval:**	--	feet bgs
Sampler Type:	Plastic sleeve		**Screen Slot Size:**	--	inches
Hammer Type/Weight:	--	lbs	**Filter Pack Used:**	--	
Total Boring Depth:	20	feet bgs	**Surface Seal:**	--	
Total Well Depth:	--	feet bgs	**Annular Seal:**	--	
State Well ID No.:	--		**Monument Type:**	--	

Notes/Comments:

bgs = below ground surface

SoundEarth Strategies

Project:	UW Laundry Property
Project Number:	0987-022
Logged by:	KJL
Date Started:	11/01/19
Surface Conditions:	Asphalt
Location N/S:	48' S of Building 1 entrance
Location E/W:	27' W of Building 1 east wall
Reviewed by:	CJT
Date Completed:	11/01/19

BORING LOG | P12

Site Address: 2901 27th Avenue South, Seattle, Washington

Water Depth At Time of Drilling 12.0 feet bgs

Water Depth After Completion -- feet bgs

Depth (feet bgs)	Interval	Blow Count	% Recovery	PID (ppm)	Sample ID	Sample Analyzed	Group Symbol	Graphic	Lithologic Description (ASTM texture, density, color, odor, moisture, supplemental descriptors, estimated grain size distribution) Field-estimated grain size distribution by volume (% Fines - % Sand - % Gravel)	Well Detail/ Water Depth
0									**0.0-0.5 feet bgs: 6 inches of asphalt at surface.**	
							ML		**0.5-1.0 feet bgs: 1/2-inch-diameter gravel.**	
							SM		**1.0-13.0 feet bgs: Silty, fine to medium SAND with fine gravel, brown, no hydrocarbon or solvent odor, moist (15-75-10).**	
			70	0.0						
5				0.0	P12-05	X				
			60	0.0						
10				0.0	P12-10	X				
			50	0.0						
							SM		**13.0-15.0 feet bgs: Silty, fine SAND with gravel, brown/copper, no hydrocarbon or solvent odor, moist (30-40-30).**	
15				0.0	P12-15	X	SM		**15.0-17.0 feet bgs: Silty, fine to medium SAND with gravel, gray, no hydrocarbon or solvent odor, moist (30-45-25).**	
			100	0.0			ML		**17.0-20.0 feet bgs: Sandy SILT, gray, no hydrocarbon or solvent odor, wet (85-15-0).**	
20				0.0	P12-20				**Boring terminated at 20 feet bgs. Reconnaissance groundwater sample P12-20191101 collected. Boring backfilled with bentonite.**	

Drilling Co./Driller:	ESN / Marty		**Well/Auger Diameter:**	--	inches
Drilling Equipment:	Truck-mounted push probe		**Well Screened Interval:**	--	feet bgs
Sampler Type:	Plastic sleeve		**Screen Slot Size:**	--	inches
Hammer Type/Weight:	--	lbs	**Filter Pack Used:**	--	
Total Boring Depth:	20	feet bgs	**Surface Seal:**	--	
Total Well Depth:	--	feet bgs	**Annular Seal:**	--	
State Well ID No.:	--		**Monument Type:**	--	

Notes/Comments:

bgs = below ground surface

SoundEarth Strategies

Project:	UW Laundry Property
Project Number:	0987-022
Logged by:	KJL
Date Started:	11/01/19
Surface Conditions:	Concrete
Location N/S:	17' N of Building 1 north wall
Location E/W:	0' E of Building 1 east wall
Reviewed by:	CJT
Date Completed:	11/01/19

BORING LOG | P13

Site Address: 2901 27th Avenue South, Seattle, Washington

Water Depth At Time of Drilling 12.7 feet bgs

Water Depth After Completion -- feet bgs

Depth (feet bgs)	Interval	Blow Count	% Recovery	PID (ppm)	Sample ID	Sample Analyzed	Group Symbol	Graphic	Lithologic Description (ASTM texture, density, color, odor, moisture, supplemental descriptors, estimated grain size distribution) Field-estimated grain size distribution by volume (% Fines - % Sand - % Gravel)	Well Detail/ Water Depth
0									**0.0-0.4 feet bgs: 4 inches of concrete at surface.**	
							SM		**0.4-3.0 feet bgs: Silty SAND with gravel, gray, no hydrocarbon or solvent odor, moist (25-40-35).**	
			80	0.0						
							ML		**3.0-6.0 feet bgs: SILT with fine to coarse sand and gravel, gray, no hydrocarbon or solvent odor, moist (80-10-10).**	
5				0.0	P13-05					
							SM		**6.0-8.0 feet bgs: Silty SAND with gravel, gray, no hydrocarbon or solvent odor, moist (30-40-30).**	
			100	0.0						
							ML		**8.0-10.0 feet bgs: Sandy SILT with gravel, wood and brick debris, black/gray, faint sweet odor, moist, fill (50-30-20).**	
10				1.2	P13-10	X	SM		**10.0-12.0 feet bgs: Silty SAND with gravel, gray/brown, no hydrocarbon or solvent odor, wet (30-45-25).**	
				0.0						
							ML		**12.0-15.0 feet bgs: Sandy SILT, trace gravel, brown, no hydrocarbon or solvent odor, moist (75-20-5).**	▽
			100	0.0						
				0.0	P13-15	X				
15									**Boring terminated at 15 feet bgs. Reconnaissance groundwater sample P13-20191101 collected. Boring backfilled with bentonite.**	
20										

Drilling Co./Driller:	ESN / Marty		**Well/Auger Diameter:**	--	inches	**Notes/Comments:**	
Drilling Equipment:	Truck-mounted push probe		**Well Screened Interval:**	--	feet bgs	bgs = below ground surface	
Sampler Type:	Plastic sleeve		**Screen Slot Size:**	--	inches		
Hammer Type/Weight:	--	lbs	**Filter Pack Used:**	--			
Total Boring Depth:	15	feet bgs	**Surface Seal:**	--			
Total Well Depth:	--	feet bgs	**Annular Seal:**	--			
State Well ID No.:	--		**Monument Type:**	--			

SoundEarth Strategies

Project:	UW Laundry Property
Project Number:	0987-022
Logged by:	KJL
Date Started:	11/01/19
Surface Conditions:	Concrete
Location N/S:	10' N of container wall
Location E/W:	20.5' W of Building 1 west wall
Reviewed by:	CJT
Date Completed:	11/01/19

BORING LOG | P14

Site Address: 2901 27th Avenue South, Seattle, Washington

Water Depth At Time of Drilling: 13.5 feet bgs

Water Depth After Completion: -- feet bgs

Depth (feet bgs)	Interval	Blow Count	% Recovery	PID (ppm)	Sample ID	Sample Analyzed	Group Symbol	Graphic	Lithologic Description (ASTM texture, density, color, odor, moisture, supplemental descriptors, estimated grain size distribution) Field-estimated grain size distribution by volume (% Fines - % Sand - % Gravel)	Well Detail/ Water Depth
0									**0.0-0.5 feet bgs: 5 inches of concrete at surface.**	
			20				SM		**0.5-5.0 feet bgs: Silty SAND with gravel, brown, no hydrocarbon or solvent odor, moist, fill (20-60-20).**	
5				0.0	P14-05		GP		**5.0-9.0 feet bgs: 1/4-inch-diameter GRAVEL, no hydrocarbon or solvent odor, moist, fill (0-0-100).**	
			30							
							SM		**9.0-10.0 feet bgs: Silty SAND with gravel, brown, no hydrocarbon or solvent odor, moist, fill (20-60-20).**	
10				0.0	P14-10	X	GP		**10.0-13.5 feet bgs: 1/4-inch-diameter GRAVEL, no hydrocarbon or solvent odor, moist, fill (0-0-100).**	
			100	0.0						
							SM		**13.5-15.0 feet bgs: Silty SAND with gravel, gray, no hydrocarbon or solvent odor, wet (20-60-20).**	▽
15				0.2	P14-15	X	ML		**15.0-20.0 feet bgs: Sandy SILT with fine gravel, brown, no hydrocarbon or solvent odor, wet (70-20-10).**	
			30							
									Boring terminated at 20 feet bgs. Reconnaissance groundwater sample P14-20191101 collected. Boring backfilled with bentonite.	
20				0.0	P14-20					

Drilling Co./Driller:	ESN / Marty		**Well/Auger Diameter:**	--	inches
Drilling Equipment:	Truck-mounted push probe		**Well Screened Interval:**	--	feet bgs
Sampler Type:	Plastic sleeve		**Screen Slot Size:**	--	inches
Hammer Type/Weight:	--	lbs	**Filter Pack Used:**	--	
Total Boring Depth:	20	feet bgs	**Surface Seal:**	--	
Total Well Depth:	--	feet bgs	**Annular Seal:**	--	
State Well ID No.:	--		**Monument Type:**	--	

Notes/Comments:

bgs = below ground surface

SoundEarth Strategies

Project:	UW Laundry Property
Project Number:	0987-022
Logged by:	KJL
Date Started:	11/01/19
Surface Conditions:	Concrete
Location N/S:	15" N of container wall
Location E/W:	18' E of Building 1 loading dock
Reviewed by:	CJT
Date Completed:	11/01/19

BORING LOG | P15

Site Address: 2901 27th Avenue South, Seattle, Washington

Water Depth At Time of Drilling: 9.5 feet bgs

Water Depth After Completion: -- feet bgs

Depth (feet bgs)	Interval	Blow Count	% Recovery	PID (ppm)	Sample ID	Sample Analyzed	Group Symbol	Graphic	Lithologic Description (ASTM texture, density, color, odor, moisture, supplemental descriptors, estimated grain size distribution) Field-estimated grain size distribution by volume (% Fines - % Sand - % Gravel)	Well Detail/ Water Depth
0									**0.0-0.5 feet bgs: 6 inches of concrete at surface.**	
			40	0.0			SM		**0.5-5.0 feet bgs: Silty, fine to medium SAND with gravel, brown, no hydrocarbon or solvent odor, moist (20-45-35).**	
5				0.0	P15-05		SM		**5.0-13.5 feet bgs: Silty, fine to medium SAND with gravel, brown, no hydrocarbon or solvent odor, moist to wet at 9.5 feet bgs (15-70-15).**	
			60							
10				0.0	P15-10	X				▽
			100				ML		**13.5-15.0 feet bgs: SILT with fine to coarse sand and rootlets, gray, no hydrocarbon or solvent odor, wet (90-10-0).**	
15					P15-15	X	SM		**15.0-18.0 feet bgs: Silty, fine to coarse SAND, brown, no hydrocarbon or solvent odor, wet (30-70-0).**	
			100	0.0			ML		**18.0-20.0 feet bgs: SILT with sand, trace fine gravel and rootlets, gray, no hydrocarbon or solvent odor, wet (85-10-5).**	
20				0.0	P15-20				**Boring terminated at 20 feet bgs. Reconnaissance groundwater sample P15-20191101 collected. Boring backfilled with bentonite.**	

Drilling Co./Driller:	ESN / Marty		**Well/Auger Diameter:**	--	inches
Drilling Equipment:	Truck-mounted push probe		**Well Screened Interval:**	--	feet bgs
Sampler Type:	Plastic sleeve		**Screen Slot Size:**	--	inches
Hammer Type/Weight:	--	lbs	**Filter Pack Used:**	--	
Total Boring Depth:	20	feet bgs	**Surface Seal:**	--	
Total Well Depth:	--	feet bgs	**Annular Seal:**	--	
State Well ID No.:	--		**Monument Type:**	--	

Notes/Comments:

bgs = below ground surface

SoundEarth Strategies

Project:	UW Laundry Property
Project Number:	0987-022
Logged by:	KJL
Date Started:	11/01/19
Surface Conditions:	Concrete
Location N/S:	22.5' N of north container wall
Location E/W:	20.5' W of west loading dock wall
Reviewed by:	CJT
Date Completed:	11/01/19

BORING LOG P16

Site Address: 2901 27th Avenue South, Seattle, Washington

Water Depth At Time of Drilling: 11 feet bgs

Water Depth After Completion: -- feet bgs

Depth (feet bgs)	Interval	Blow Count	% Recovery	PID (ppm)	Sample ID	Sample Analyzed	Group Symbol	Graphic	Lithologic Description (ASTM texture, density, color, odor, moisture, supplemental descriptors, estimated grain size distribution) Field-estimated grain size distribution by volume (% Fines - % Sand - % Gravel)	Well Detail/ Water Depth
0									**0.0-0.5 feet bgs: 6 inches of concrete at surface.**	
			60	0.0			SM		**0.5-5.0 feet bgs: Silty, fine to medium SAND with gravel, brown, no hydrocarbon or solvent odor, moist, fill (20-50-30).**	
5				0.0	P16-05		GP		**5.0-6.0 feet bgs: 1/4-inch-diameter GRAVEL, no hydrocarbon or solvent odor, moist, fill (0-0-100).**	
			40	0.0			SM		**6.0-10.0 feet bgs: Silty, fine to medium SAND with fine gravel and wood fragments, brown, no hydrocarbon or solvent odor, moist, fill (20-70-10).**	
10				0.0	P16-10	X	SM		**10.0-15.0 feet bgs: Silty, fine SAND with gravel, wood debris, gray, faint sweet odor, wet at 11 feet bgs, fill (20-70-10).**	▽
			60							
15				6.1	P16-15	X	SM		**15.0-17.5 feet bgs: Silty, fine to medium SAND with gravel and wood fragments, gray, no hydrocarbon or solvent odor, wet, fill (20-45-35).**	
			100	0.1			ML		**17.5-20.0 feet bgs: Sandy SILT, brown, no hydrocarbon or solvent odor, moist (85-15-0).**	
20				0.0	P16-20	X				
									Boring terminated at 20 feet bgs. Reconnaissance groundwater sample P16-20191101 collected. Boring backfilled with bentonite.	

Drilling Co./Driller:	ESN / Marty		**Well/Auger Diameter:**	--	inches	**Notes/Comments:**	
Drilling Equipment:	Truck-mounted push probe		**Well Screened Interval:**	--	feet bgs	bgs = below ground surface	
Sampler Type:	Plastic sleeve		**Screen Slot Size:**	--	inches		
Hammer Type/Weight:	--	lbs	**Filter Pack Used:**	--			
Total Boring Depth:	20	feet bgs	**Surface Seal:**	--			
Total Well Depth:	--	feet bgs	**Annular Seal:**	--			
State Well ID No.:	--		**Monument Type:**	--			

SoundEarth Strategies

Project:	UW Laundry Property
Project Number:	0987-022
Logged by:	KJL
Date Started:	11/01/19
Surface Conditions:	Asphalt
Location N/S:	17' S of parking lot north boundary
Location E/W:	18' W of parking lot east boundary
Reviewed by:	CJT
Date Completed:	11/01/19

BORING LOG | P17

Site Address: 2901 27th Avenue South, Seattle, Washington

Water Depth At Time of Drilling -- feet bgs

Water Depth After Completion -- feet bgs

Depth (feet bgs)	Interval	Blow Count	% Recovery	PID (ppm)	Sample ID	Sample Analyzed	Group Symbol	Graphic	Lithologic Description (ASTM texture, density, color, odor, moisture, supplemental descriptors, estimated grain size distribution) Field-estimated grain size distribution by volume (% Fines - % Sand - % Gravel)	Well Detail/ Water Depth
0									**0.0-0.5 feet bgs: 6 inches of asphalt at surface.**	
			90	0.0			SM		**0.5-7.0 feet bgs: Silty, fine SAND with gravel, brown, no hydrocarbon or solvent odor, moist (35-55-10).**	
5				0.0	P17-05	X				
			100	0.0			SM		**7.0-12.0 feet bgs: Silty, fine SAND with fine gravel and rootlets, brown, no hydrocarbon or solvent odor, moist (15-70-15).**	
10				0.0	P17-10					
			100	0.0			ML		**12.0-17.5 feet bgs: Sandy SILT with fine gravel and rootlets, gray/brown, no hydrocarbon or solvent odor, moist (70-20-10).**	
15				0.0	P17-15					
			100	0.0			ML		**17.5-20.0 feet bgs: SILT with sand and rootlets, gray, no hydrocarbon or solvent odor, moist (90-10-0).**	
20				0.0	P17-20					

Drilling Co./Driller:	ESN / Marty		**Well/Auger Diameter:**	--	inches
Drilling Equipment:	Truck-mounted push probe		**Well Screened Interval:**	--	feet bgs
Sampler Type:	Plastic sleeve		**Screen Slot Size:**	--	inches
Hammer Type/Weight:	--	lbs	**Filter Pack Used:**	--	
Total Boring Depth:	25	feet bgs	**Surface Seal:**	--	
Total Well Depth:	--	feet bgs	**Annular Seal:**	--	
State Well ID No.:	--		**Monument Type:**	--	

Notes/Comments:

bgs = below ground surface

SoundEarth Strategies

Project:	UW Laundry Property
Project Number:	0987-022
Logged by:	KJL
Date Started:	11/01/19
Surface Conditions:	Asphalt
Location N/S:	17' S of parking lot north boundary
Location E/W:	18' W of parking lot east boundary
Reviewed by:	CJT
Date Completed:	11/01/19

BORING LOG | P17

Site Address: 2901 27th Avenue South, Seattle, Washington

Water Depth At Time of Drilling -- feet bgs

Water Depth After Completion -- feet bgs

Depth (feet bgs)	Interval	Blow Count	% Recovery	PID (ppm)	Sample ID	Sample Analyzed	Group Symbol	Graphic	Lithologic Description (ASTM texture, density, color, odor, moisture, supplemental descriptors, estimated grain size distribution) Field-estimated grain size distribution by volume (% Fines - % Sand - % Gravel)	Well Detail/ Water Depth
			100	0.0			CL		**20.0-25.0 feet bgs: CLAY, blue/gray, no hydrocarbon or solvent odor, moist (100-0-0).**	
25				0.0	P17-25				**Boring terminated at 25 feet bgs. Boring backfilled with bentonite.**	
30										
35										
40										

Drilling Co./Driller:	ESN / Marty		**Well/Auger Diameter:**	--	inches	**Notes/Comments:**
Drilling Equipment:	Truck-mounted push probe		**Well Screened Interval:**	--	feet bgs	**bgs = below ground surface**
Sampler Type:	Plastic sleeve		**Screen Slot Size:**	--	inches	
Hammer Type/Weight:	--	lbs	**Filter Pack Used:**	--		
Total Boring Depth:	25	feet bgs	**Surface Seal:**	--		
Total Well Depth:	--	feet bgs	**Annular Seal:**	--		
State Well ID No.:	--		**Monument Type:**	--		

SoundEarth Strategies

Project:	UW Laundry Property
Project Number:	0987-022
Logged by:	KJL
Date Started:	11/01/19
Surface Conditions:	Asphalt
Location N/S:	22' N of parking lot south boundary
Location E/W:	28' E of parking lot west boundary
Reviewed by:	CJT
Date Completed:	11/01/19

BORING LOG | P18

Site Address: 2901 27th Avenue South, Seattle, Washington

Water Depth At Time of Drilling -- feet bgs

Water Depth After Completion -- feet bgs

Depth (feet bgs)	Interval	Blow Count	% Recovery	PID (ppm)	Sample ID	Sample Analyzed	Group Symbol	Graphic	Lithologic Description (ASTM texture, density, color, odor, moisture, supplemental descriptors, estimated grain size distribution) Field-estimated grain size distribution by volume (% Fines - % Sand - % Gravel)	Well Detail/ Water Depth
0									**0.0-0.5 feet bgs: 6 inches of asphalt at surface.**	
							ML		**0.5-7.0 feet bgs: Sandy SILT with gravel, gray, no hydrocarbon or solvent odor, moist (70-15-15).**	
			10							
5				0.0	P18-05	X				
			100	0.1			ML		**7.0-12.5 feet bgs: Sandy SILT with gravel, brown, no hydrocarbon or solvent odor, moist (65-20-15).**	
10				0.0	P18-10					
			100	0.0			ML		**12.5-17.0 feet bgs: Sandy SILT, brown, no hydrocarbon or solvent odor, moist (70-30-0).**	
15				0.0	P18-15					
			100	0.0			ML		**17.0-20.0 feet bgs: Sandy SILT, brown, no hydrocarbon or solvent odor, moist (85-15-0).**	
20				0.0	P18-20					

Drilling Co./Driller:	ESN / Marty		**Well/Auger Diameter:**	--	inches
Drilling Equipment:	Truck-mounted push probe		**Well Screened Interval:**	--	feet bgs
Sampler Type:	Plastic sleeve		**Screen Slot Size:**	--	inches
Hammer Type/Weight:	--	lbs	**Filter Pack Used:**	--	
Total Boring Depth:	24	feet bgs	**Surface Seal:**	--	
Total Well Depth:	--	feet bgs	**Annular Seal:**	--	
State Well ID No.:	--		**Monument Type:**	--	

Notes/Comments:

bgs = below ground surface

SoundEarth Strategies

Project:	UW Laundry Property
Project Number:	0987-022
Logged by:	KJL
Date Started:	11/01/19
Surface Conditions:	Asphalt
Location N/S:	22' N of parking lot south boundary
Location E/W:	28' E of parking lot west boundary
Reviewed by:	CJT
Date Completed:	11/01/19

BORING LOG | P18

Site Address: 2901 27th Avenue South, Seattle, Washington

Water Depth At Time of Drilling -- feet bgs

Water Depth After Completion -- feet bgs

Depth (feet bgs)	Interval	Blow Count	% Recovery	PID (ppm)	Sample ID	Sample Analyzed	Group Symbol	Graphic	Lithologic Description (ASTM texture, density, color, odor, moisture, supplemental descriptors, estimated grain size distribution) Field-estimated grain size distribution by volume (% Fines - % Sand - % Gravel)	Well Detail/ Water Depth
							ML		**20.0-22.0 feet bgs: Sandy SILT, brown, no hydrocarbon or solvent odor, moist (85-15-0).**	
			125	0.0			ML		**22.0-24.0 feet bgs: SILT with fine to coarse sand, trace fine gravel, brown, no hydrocarbon or solvent odor, moist (85-10-5).**	
				0.0	P18-24					
25									**Boring terminated at 24 feet bgs. Boring backfilled with bentonite.**	
30										
35										
40										

Drilling Co./Driller:	ESN / Marty		**Well/Auger Diameter:**	--	inches	**Notes/Comments:**
Drilling Equipment:	Truck-mounted push probe		**Well Screened Interval:**	--	feet bgs	**bgs = below ground surface**
Sampler Type:	Plastic sleeve		**Screen Slot Size:**	--	inches	
Hammer Type/Weight:	--	lbs	**Filter Pack Used:**	--		
Total Boring Depth:	24	feet bgs	**Surface Seal:**	--		
Total Well Depth:	--	feet bgs	**Annular Seal:**	--		
State Well ID No.:	--		**Monument Type:**	--		

ATTACHMENT B
LABORATORY ANALYTICAL REPORTS

FRIEDMAN & BRUYA, INC.

ENVIRONMENTAL CHEMISTS

James E. Bruya, Ph.D.
Yelena Aravkina, M.S.
Michael Erdahl, B.S.
Arina Podnozova, B.S.
Eric Young, B.S.

3012 16th Avenue West
Seattle, WA 98119-2029
(206) 285-8282
fbi@isomedia.com
www.friedmanandbruya.com

November 13, 2019

Clare Tochilin, Project Manager
SoundEarth Strategies
2811 Fairview Ave. East, Suite 2000
Seattle, WA 98102

Dear Ms Tochilin:

Included are the results from the testing of material submitted on October 30, 2019 from the SOU_0987-022_ 20191030, F&BI 910603 project. There are 26 pages included in this report. Any samples that may remain are currently scheduled for disposal in 30 days, or as directed by the Chain of Custody document. If you would like us to return your samples or arrange for long term storage at our offices, please contact us as soon as possible.

We appreciate this opportunity to be of service to you and hope you will call if you should have any questions.

Sincerely,

FRIEDMAN & BRUYA, INC.



Michael Erdahl
Project Manager

Enclosures
SOU1113R.DOC

CASE NARRATIVE

This case narrative encompasses samples received on October 30, 2019 by Friedman & Bruya, Inc. from the SoundEarth Strategies SOU_0987-022_ 20191030, F&BI 910603 project. Samples were logged in under the laboratory ID's listed below.

Laboratory ID	SoundEarth Strategies
910603 -01	P01-05
910603 -02	P01-10
910603 -03	P01-15
910603 -04	P02-05
910603 -05	P02-10
910603 -06	P02-15
910603 -07	P02-20
910603 -08	P03-05
910603 -09	P03-10
910603 -10	P03-13
910603 -11	P01-20191030
910603 -12	P02-20191030
910603 -13	P03-20191030
910603 -14	P03-16
910603 -15	P03-19
910603 -16	P04-05
910603 -17	P04-09
910603 -18	P04-12
910603 -19	P04-15
910603 -20	P04-18
910603 -21	P04-20

A 6020B internal standard failed the acceptance criteria for sample P04-05. The sample was diluted and reanalyzed with acceptable results. Both data sets were reported.

All other quality control requirements were acceptable.

Analysis For Total Metals By EPA Method 6020B

Client ID:	P04-05	Client:	SoundEarth Strategies
Date Received:	10/30/19	Project:	SOU_0987-022_ 20191030
Date Extracted:	11/06/19	Lab ID:	910603-16
Date Analyzed:	11/06/19	Data File:	910603-16.078
Matrix:	Soil	Instrument:	ICPMS2
Units:	mg/kg (ppm) Dry Weight	Operator:	SP

Analyte:	Concentration mg/kg (ppm)
Arsenic	3.12
Cadmium	<1
Chromium	23.4 J
Lead	2.93
Mercury	<1

Analysis For Total Metals By EPA Method 6020B

Client ID:	P04-05	Client:	SoundEarth Strategies
Date Received:	10/30/19	Project:	SOU_0987-022_ 20191030
Date Extracted:	11/06/19	Lab ID:	910603-16 x5
Date Analyzed:	11/06/19	Data File:	910603-16 x5.171
Matrix:	Soil	Instrument:	ICPMS2
Units:	mg/kg (ppm) Dry Weight	Operator:	SP

Analyte:	Concentration mg/kg (ppm)
Chromium	25.6

Analysis For Total Metals By EPA Method 6020B

Client ID:	Method Blank	Client:	SoundEarth Strategies
Date Received:	Not Applicable	Project:	SOU_0987-022_ 20191030
Date Extracted:	11/06/19	Lab ID:	I9-708 mb2
Date Analyzed:	11/06/19	Data File:	I9-708 mb2.076
Matrix:	Soil	Instrument:	ICPMS2
Units:	mg/kg (ppm) Dry Weight	Operator:	SP

Analyte:	Concentration mg/kg (ppm)
Arsenic	<1
Cadmium	<1
Chromium	<1
Lead	<1
Mercury	<1

Analysis For Semivolatile Compounds By EPA Method 8270D SIM

Client Sample ID:	P04-05	Client:	SoundEarth Strategies
Date Received:	10/30/19	Project:	SOU_0987-022_ 20191030
Date Extracted:	11/05/19	Lab ID:	910603-16 1/5
Date Analyzed:	11/06/19	Data File:	110617.D
Matrix:	Soil	Instrument:	GCMS6
Units:	mg/kg (ppm) Dry Weight	Operator:	VM

Surrogates:	% Recovery:	Lower Limit:	Upper Limit:
Anthracene-d10	83	31	163
Benzo(a)anthracene-d12	83	24	168

Compounds:	Concentration mg/kg (ppm)
Benz(a)anthracene	<0.01
Chrysene	<0.01
Benzo(a)pyrene	<0.01
Benzo(b)fluoranthene	<0.01
Benzo(k)fluoranthene	<0.01
Indeno(1,2,3-cd)pyrene	<0.01
Dibenz(a,h)anthracene	<0.01

Analysis For Semivolatile Compounds By EPA Method 8270D SIM

Client Sample ID:	Method Blank	Client:	SoundEarth Strategies
Date Received:	Not Applicable	Project:	SOU_0987-022_ 20191030
Date Extracted:	11/05/19	Lab ID:	09-2714 mb 1/5
Date Analyzed:	11/06/19	Data File:	110607.D
Matrix:	Soil	Instrument:	GCMS6
Units:	mg/kg (ppm) Dry Weight	Operator:	VM

Surrogates:	% Recovery:	Lower Limit:	Upper Limit:
Anthracene-d10	89	31	163
Benzo(a)anthracene-d12	92	24	168

Compounds:	Concentration mg/kg (ppm)
Benz(a)anthracene	<0.01
Chrysene	<0.01
Benzo(a)pyrene	<0.01
Benzo(b)fluoranthene	<0.01
Benzo(k)fluoranthene	<0.01
Indeno(1,2,3-cd)pyrene	<0.01
Dibenz(a,h)anthracene	<0.01

Analysis For Volatile Compounds By EPA Method 8260C

Client Sample ID:	P01-10	Client:	SoundEarth Strategies
Date Received:	10/30/19	Project:	SOU_0987-022_ 20191030
Date Extracted:	11/06/19	Lab ID:	910603-02
Date Analyzed:	11/06/19	Data File:	110628.D
Matrix:	Soil	Instrument:	GCMS4
Units:	mg/kg (ppm) Dry Weight	Operator:	MS

Surrogates:	% Recovery:	Lower Limit:	Upper Limit:
1,2-Dichloroethane-d4	98	62	145
Toluene-d8	93	55	145
4-Bromofluorobenzene	94	65	139

Compounds:	Concentration mg/kg (ppm)
Vinyl chloride	<0.05
Chloroethane	<0.5
1,1-Dichloroethene	<0.05
Methylene chloride	<0.5
trans-1,2-Dichloroethene	<0.05
1,1-Dichloroethane	<0.05
cis-1,2-Dichloroethene	<0.05
1,2-Dichloroethane (EDC)	<0.05
1,1,1-Trichloroethane	<0.05
Trichloroethene	<0.02
Tetrachloroethene	<0.025

Analysis For Volatile Compounds By EPA Method 8260C

Client Sample ID:	P01-15	Client:	SoundEarth Strategies
Date Received:	10/30/19	Project:	SOU_0987-022_ 20191030
Date Extracted:	11/06/19	Lab ID:	910603-03
Date Analyzed:	11/06/19	Data File:	110629.D
Matrix:	Soil	Instrument:	GCMS4
Units:	mg/kg (ppm) Dry Weight	Operator:	MS

Surrogates:	% Recovery:	Lower Limit:	Upper Limit:
1,2-Dichloroethane-d4	96	62	145
Toluene-d8	91	55	145
4-Bromofluorobenzene	95	65	139

Compounds:	Concentration mg/kg (ppm)
Vinyl chloride	<0.05
Chloroethane	<0.5
1,1-Dichloroethene	<0.05
Methylene chloride	<0.5
trans-1,2-Dichloroethene	<0.05
1,1-Dichloroethane	<0.05
cis-1,2-Dichloroethene	<0.05
1,2-Dichloroethane (EDC)	<0.05
1,1,1-Trichloroethane	<0.05
Trichloroethene	<0.02
Tetrachloroethene	<0.025

Analysis For Volatile Compounds By EPA Method 8260C

Client Sample ID:	P02-10	Client:	SoundEarth Strategies
Date Received:	10/30/19	Project:	SOU_0987-022_ 20191030
Date Extracted:	11/11/19	Lab ID:	910603-05
Date Analyzed:	11/11/19	Data File:	111109.D
Matrix:	Soil	Instrument:	GCMS4
Units:	mg/kg (ppm) Dry Weight	Operator:	MS

Surrogates:	% Recovery:	Lower Limit:	Upper Limit:
1,2-Dichloroethane-d4	103	62	145
Toluene-d8	102	55	145
4-Bromofluorobenzene	98	65	139

Compounds:	Concentration mg/kg (ppm)
Vinyl chloride	<0.05
Chloroethane	<0.5
1,1-Dichloroethene	<0.05
Methylene chloride	<0.5
trans-1,2-Dichloroethene	<0.05
1,1-Dichloroethane	<0.05
cis-1,2-Dichloroethene	<0.05
1,2-Dichloroethane (EDC)	<0.05
1,1,1-Trichloroethane	<0.05
Trichloroethene	<0.02
Tetrachloroethene	<0.025

Analysis For Volatile Compounds By EPA Method 8260C

Client Sample ID:	P02-15	Client:	SoundEarth Strategies
Date Received:	10/30/19	Project:	SOU_0987-022_ 20191030
Date Extracted:	11/06/19	Lab ID:	910603-06
Date Analyzed:	11/06/19	Data File:	110630.D
Matrix:	Soil	Instrument:	GCMS4
Units:	mg/kg (ppm) Dry Weight	Operator:	MS

Surrogates:	% Recovery:	Lower Limit:	Upper Limit:
1,2-Dichloroethane-d4	98	62	145
Toluene-d8	92	55	145
4-Bromofluorobenzene	97	65	139

Compounds:	Concentration mg/kg (ppm)
Vinyl chloride	<0.05
Chloroethane	<0.5
1,1-Dichloroethene	<0.05
Methylene chloride	<0.5
trans-1,2-Dichloroethene	<0.05
1,1-Dichloroethane	<0.05
cis-1,2-Dichloroethene	<0.05
1,2-Dichloroethane (EDC)	<0.05
1,1,1-Trichloroethane	<0.05
Trichloroethene	<0.02
Tetrachloroethene	<0.025

Analysis For Volatile Compounds By EPA Method 8260C

Client Sample ID:	P03-13	Client:	SoundEarth Strategies
Date Received:	10/30/19	Project:	SOU_0987-022_ 20191030
Date Extracted:	11/06/19	Lab ID:	910603-10
Date Analyzed:	11/06/19	Data File:	110631.D
Matrix:	Soil	Instrument:	GCMS4
Units:	mg/kg (ppm) Dry Weight	Operator:	MS

Surrogates:	% Recovery:	Lower Limit:	Upper Limit:
1,2-Dichloroethane-d4	97	62	145
Toluene-d8	89	55	145
4-Bromofluorobenzene	92	65	139

Compounds:	Concentration mg/kg (ppm)
Vinyl chloride	<0.05
Chloroethane	<0.5
1,1-Dichloroethene	<0.05
Methylene chloride	<0.5
trans-1,2-Dichloroethene	<0.05
1,1-Dichloroethane	<0.05
cis-1,2-Dichloroethene	<0.05
1,2-Dichloroethane (EDC)	<0.05
1,1,1-Trichloroethane	<0.05
Trichloroethene	<0.02
Tetrachloroethene	<0.025

Analysis For Volatile Compounds By EPA Method 8260C

Client Sample ID:	P03-16	Client:	SoundEarth Strategies
Date Received:	10/30/19	Project:	SOU_0987-022_ 20191030
Date Extracted:	11/06/19	Lab ID:	910603-14
Date Analyzed:	11/06/19	Data File:	110632.D
Matrix:	Soil	Instrument:	GCMS4
Units:	mg/kg (ppm) Dry Weight	Operator:	MS

Surrogates:	% Recovery:	Lower Limit:	Upper Limit:
1,2-Dichloroethane-d4	98	62	145
Toluene-d8	89	55	145
4-Bromofluorobenzene	97	65	139

Compounds:	Concentration mg/kg (ppm)
Vinyl chloride	<0.05
Chloroethane	<0.5
1,1-Dichloroethene	<0.05
Methylene chloride	<0.5
trans-1,2-Dichloroethene	<0.05
1,1-Dichloroethane	<0.05
cis-1,2-Dichloroethene	<0.05
1,2-Dichloroethane (EDC)	<0.05
1,1,1-Trichloroethane	<0.05
Trichloroethene	<0.02
Tetrachloroethene	<0.025

Analysis For Volatile Compounds By EPA Method 8260C

Client Sample ID:	P04-12	Client:	SoundEarth Strategies
Date Received:	10/30/19	Project:	SOU_0987-022_ 20191030
Date Extracted:	11/06/19	Lab ID:	910603-18
Date Analyzed:	11/06/19	Data File:	110633.D
Matrix:	Soil	Instrument:	GCMS4
Units:	mg/kg (ppm) Dry Weight	Operator:	MS

Surrogates:	% Recovery:	Lower Limit:	Upper Limit:
1,2-Dichloroethane-d4	96	62	145
Toluene-d8	89	55	145
4-Bromofluorobenzene	98	65	139

Compounds:	Concentration mg/kg (ppm)
Vinyl chloride	<0.05
Chloroethane	<0.5
1,1-Dichloroethene	<0.05
Methylene chloride	<0.5
trans-1,2-Dichloroethene	<0.05
1,1-Dichloroethane	<0.05
cis-1,2-Dichloroethene	<0.05
1,2-Dichloroethane (EDC)	<0.05
1,1,1-Trichloroethane	<0.05
Trichloroethene	<0.02
Tetrachloroethene	<0.025

Analysis For Volatile Compounds By EPA Method 8260C

Client Sample ID:	P04-15	Client:	SoundEarth Strategies
Date Received:	10/30/19	Project:	SOU_0987-022_ 20191030
Date Extracted:	11/06/19	Lab ID:	910603-19
Date Analyzed:	11/06/19	Data File:	110634.D
Matrix:	Soil	Instrument:	GCMS4
Units:	mg/kg (ppm) Dry Weight	Operator:	MS

Surrogates:	% Recovery:	Lower Limit:	Upper Limit:
1,2-Dichloroethane-d4	96	62	145
Toluene-d8	89	55	145
4-Bromofluorobenzene	95	65	139

Compounds:	Concentration mg/kg (ppm)
Vinyl chloride	<0.05
Chloroethane	<0.5
1,1-Dichloroethene	<0.05
Methylene chloride	<0.5
trans-1,2-Dichloroethene	<0.05
1,1-Dichloroethane	<0.05
cis-1,2-Dichloroethene	<0.05
1,2-Dichloroethane (EDC)	<0.05
1,1,1-Trichloroethane	<0.05
Trichloroethene	<0.02
Tetrachloroethene	<0.025

Analysis For Volatile Compounds By EPA Method 8260C

Client Sample ID:	Method Blank	Client:	SoundEarth Strategies
Date Received:	Not Applicable	Project:	SOU_0987-022_ 20191030
Date Extracted:	11/06/19	Lab ID:	09-2683 mb
Date Analyzed:	11/06/19	Data File:	110608.D
Matrix:	Soil	Instrument:	GCMS4
Units:	mg/kg (ppm) Dry Weight	Operator:	MS

Surrogates:	% Recovery:	Lower Limit:	Upper Limit:
1,2-Dichloroethane-d4	107	62	145
Toluene-d8	112	55	145
4-Bromofluorobenzene	87	65	139

Compounds:	Concentration mg/kg (ppm)
Vinyl chloride	<0.05
Chloroethane	<0.5
1,1-Dichloroethene	<0.05
Methylene chloride	<0.5
trans-1,2-Dichloroethene	<0.05
1,1-Dichloroethane	<0.05
cis-1,2-Dichloroethene	<0.05
1,2-Dichloroethane (EDC)	<0.05
1,1,1-Trichloroethane	<0.05
Trichloroethene	<0.02
Tetrachloroethene	<0.025

Analysis For Volatile Compounds By EPA Method 8260C

Client Sample ID:	Method Blank	Client:	SoundEarth Strategies
Date Received:	Not Applicable	Project:	SOU_0987-022_ 20191030
Date Extracted:	11/11/19	Lab ID:	09-2754 mb
Date Analyzed:	11/11/19	Data File:	111108.D
Matrix:	Soil	Instrument:	GCMS4
Units:	mg/kg (ppm) Dry Weight	Operator:	MS

Surrogates:	% Recovery:	Lower Limit:	Upper Limit:
1,2-Dichloroethane-d4	100	62	145
Toluene-d8	101	55	145
4-Bromofluorobenzene	100	65	139

Compounds:	Concentration mg/kg (ppm)
Vinyl chloride	<0.05
Chloroethane	<0.5
1,1-Dichloroethene	<0.05
Methylene chloride	<0.5
trans-1,2-Dichloroethene	<0.05
1,1-Dichloroethane	<0.05
cis-1,2-Dichloroethene	<0.05
1,2-Dichloroethane (EDC)	<0.05
1,1,1-Trichloroethane	<0.05
Trichloroethene	<0.02
Tetrachloroethene	<0.025

Analysis For Volatile Compounds By EPA Method 8260C

Client Sample ID:	P01-20191030	Client:	SoundEarth Strategies
Date Received:	10/30/19	Project:	SOU_0987-022_ 20191030
Date Extracted:	11/05/19	Lab ID:	910603-11
Date Analyzed:	11/05/19	Data File:	110537.D
Matrix:	Water	Instrument:	GCMS4
Units:	ug/L (ppb)	Operator:	MS

Surrogates:	% Recovery:	Lower Limit:	Upper Limit:
1,2-Dichloroethane-d4	107	57	121
Toluene-d8	115	63	127
4-Bromofluorobenzene	95	60	133

Compounds:	Concentration ug/L (ppb)
Vinyl chloride	<0.2
Chloroethane	<1
1,1-Dichloroethene	<1
Methylene chloride	<5
trans-1,2-Dichloroethene	<1
1,1-Dichloroethane	<1
cis-1,2-Dichloroethene	<1
1,2-Dichloroethane (EDC)	<1
1,1,1-Trichloroethane	<1
Trichloroethene	<1
Tetrachloroethene	<1

Analysis For Volatile Compounds By EPA Method 8260C

Client Sample ID:	P02-20191030	Client:	SoundEarth Strategies
Date Received:	10/30/19	Project:	SOU_0987-022_ 20191030
Date Extracted:	11/11/19	Lab ID:	910603-12
Date Analyzed:	11/11/19	Data File:	111112.D
Matrix:	Water	Instrument:	GCMS4
Units:	ug/L (ppb)	Operator:	MS

Surrogates:	% Recovery:	Lower Limit:	Upper Limit:
1,2-Dichloroethane-d4	101	57	121
Toluene-d8	102	63	127
4-Bromofluorobenzene	101	60	133

Compounds:	Concentration ug/L (ppb)
Vinyl chloride	<0.2
Chloroethane	<1
1,1-Dichloroethene	<1
Methylene chloride	<5
trans-1,2-Dichloroethene	<1
1,1-Dichloroethane	<1
cis-1,2-Dichloroethene	<1
1,2-Dichloroethane (EDC)	<1
1,1,1-Trichloroethane	<1
Trichloroethene	<1
Tetrachloroethene	<1

Analysis For Volatile Compounds By EPA Method 8260C

Client Sample ID:	P03-20191030	Client:	SoundEarth Strategies
Date Received:	10/30/19	Project:	SOU_0987-022_ 20191030
Date Extracted:	11/05/19	Lab ID:	910603-13
Date Analyzed:	11/05/19	Data File:	110539.D
Matrix:	Water	Instrument:	GCMS4
Units:	ug/L (ppb)	Operator:	MS

Surrogates:	% Recovery:	Lower Limit:	Upper Limit:
1,2-Dichloroethane-d4	106	57	121
Toluene-d8	115	63	127
4-Bromofluorobenzene	95	60	133

Compounds:	Concentration ug/L (ppb)
Vinyl chloride	<0.2
Chloroethane	<1
1,1-Dichloroethene	<1
Methylene chloride	<5
trans-1,2-Dichloroethene	<1
1,1-Dichloroethane	<1
cis-1,2-Dichloroethene	<1
1,2-Dichloroethane (EDC)	<1
1,1,1-Trichloroethane	<1
Trichloroethene	<1
Tetrachloroethene	<1

Analysis For Volatile Compounds By EPA Method 8260C

Client Sample ID:	Method Blank	Client:	SoundEarth Strategies
Date Received:	Not Applicable	Project:	SOU_0987-022_ 20191030
Date Extracted:	11/05/19	Lab ID:	09-2682 mb
Date Analyzed:	11/05/19	Data File:	110509.D
Matrix:	Water	Instrument:	GCMS4
Units:	ug/L (ppb)	Operator:	MS

Surrogates:	% Recovery:	Lower Limit:	Upper Limit:
1,2-Dichloroethane-d4	104	57	121
Toluene-d8	108	63	127
4-Bromofluorobenzene	98	60	133

Compounds:	Concentration ug/L (ppb)
Vinyl chloride	<0.2
Chloroethane	<1
1,1-Dichloroethene	<1
Methylene chloride	<5
trans-1,2-Dichloroethene	<1
1,1-Dichloroethane	<1
cis-1,2-Dichloroethene	<1
1,2-Dichloroethane (EDC)	<1
1,1,1-Trichloroethane	<1
Trichloroethene	<1
Tetrachloroethene	<1

Date of Report: 11/13/19
Date Received: 10/30/19
Project: SOU_0987-022_ 20191030, F&BI 910603

QUALITY ASSURANCE RESULTS FOR THE ANALYSIS OF SOIL SAMPLES FOR TOTAL METALS USING EPA METHOD 6020B

Laboratory Code: 910613-113 (Matrix Spike)

Analyte	Reporting Units	Spike Level	Sample Result (Wet wt)	Percent Recovery MS	Percent Recovery MSD	Acceptance Criteria	RPD (Limit 20)
Arsenic	mg/kg (ppm)	10	<1 ca	87	86	75-125	1
Cadmium	mg/kg (ppm)	5	<1	95	93	75-125	2
Chromium	mg/kg (ppm)	20	11.3	84 b	74 b	75-125	13 b
Lead	mg/kg (ppm)	10	4.27	85	78	75-125	9
Mercury	mg/kg (ppm	5	<1 ca	86	87	75-125	1

Laboratory Code: Laboratory Control Sample

Analyte	Reporting Units	Spike Level	Percent Recovery LCS	Acceptance Criteria
Arsenic	mg/kg (ppm)	10	98	80-120
Cadmium	mg/kg (ppm)	5	97	80-120
Chromium	mg/kg (ppm)	20	107	80-120
Lead	mg/kg (ppm)	10	97	80-120
Mercury	mg/kg (ppm)	5	84	80-120

Date of Report: 11/13/19
Date Received: 10/30/19
Project: SOU_0987-022_ 20191030, F&BI 910603

QUALITY ASSURANCE RESULTS FOR THE ANALYSIS OF SOIL SAMPLES FOR PAHS BY EPA METHOD 8270D SIM

Laboratory Code: 911064-02 1/5 (Matrix Spike)

Analyte	Reporting Units	Spike Level	Sample Result (Wet wt)	Percent Recovery MS	Acceptance Criteria
Benz(a)anthracene	mg/kg (ppm)	0.17	<0.01	81	23-144
Chrysene	mg/kg (ppm)	0.17	<0.01	83	32-149
Benzo(b)fluoranthene	mg/kg (ppm)	0.17	<0.01	66	23-176
Benzo(k)fluoranthene	mg/kg (ppm)	0.17	<0.01	71	42-139
Benzo(a)pyrene	mg/kg (ppm)	0.17	<0.01	66	21-163
Indeno(1,2,3-cd)pyrene	mg/kg (ppm)	0.17	<0.01	69	23-170
Dibenz(a,h)anthracene	mg/kg (ppm)	0.17	<0.01	69	31-146

Laboratory Code: Laboratory Control Sample 1/5

Analyte	Reporting Units	Spike Level	Percent Recovery LCS	Percent Recovery LCSD	Acceptance Criteria	RPD (Limit 20)
Benz(a)anthracene	mg/kg (ppm)	0.17	86	88	51-115	2
Chrysene	mg/kg (ppm)	0.17	90	92	55-129	2
Benzo(b)fluoranthene	mg/kg (ppm)	0.17	75	72	56-123	4
Benzo(k)fluoranthene	mg/kg (ppm)	0.17	75	78	54-131	4
Benzo(a)pyrene	mg/kg (ppm)	0.17	67	69	51-118	3
Indeno(1,2,3-cd)pyrene	mg/kg (ppm)	0.17	67	68	49-148	1
Dibenz(a,h)anthracene	mg/kg (ppm)	0.17	66	71	50-141	7

Date of Report: 11/13/19
Date Received: 10/30/19
Project: SOU_0987-022_ 20191030, F&BI 910603

QUALITY ASSURANCE RESULTS FOR THE ANALYSIS OF SOIL SAMPLES FOR VOLATILES BY EPA METHOD 8260C

Laboratory Code: 911016-11 (Matrix Spike)

Analyte	Reporting Units	Spike Level	Sample Result (Wet wt)	Percent Recovery MS	Percent Recovery MSD	Acceptance Criteria	RPD (Limit 20)
Vinyl chloride	mg/kg (ppm)	2.5	<0.05	39	41	10-138	5
Chloroethane	mg/kg (ppm)	2.5	<0.5	50	52	10-176	4
1,1-Dichloroethene	mg/kg (ppm)	2.5	<0.05	53	58	10-160	9
Methylene chloride	mg/kg (ppm)	2.5	<0.5	59	63	10-156	7
trans-1,2-Dichloroethene	mg/kg (ppm)	2.5	<0.05	57	61	14-137	7
1,1-Dichloroethane	mg/kg (ppm)	2.5	<0.05	62	65	19-140	5
cis-1,2-Dichloroethene	mg/kg (ppm)	2.5	<0.05	66	70	25-135	6
1,2-Dichloroethane (EDC)	mg/kg (ppm)	2.5	<0.05	70	72	12-160	3
1,1,1-Trichloroethane	mg/kg (ppm)	2.5	<0.05	63	65	10-156	3
Trichloroethene	mg/kg (ppm)	2.5	<0.02	69	72	21-139	4
Tetrachloroethene	mg/kg (ppm)	2.5	<0.025	80	84	20-133	5

Laboratory Code: Laboratory Control Sample

Analyte	Reporting Units	Spike Level	Percent Recovery LCS	Acceptance Criteria
Vinyl chloride	mg/kg (ppm)	2.5	90	22-139
Chloroethane	mg/kg (ppm)	2.5	96	9-163
1,1-Dichloroethene	mg/kg (ppm)	2.5	99	47-128
Methylene chloride	mg/kg (ppm)	2.5	92	42-132
trans-1,2-Dichloroethene	mg/kg (ppm)	2.5	96	67-129
1,1-Dichloroethane	mg/kg (ppm)	2.5	94	68-115
cis-1,2-Dichloroethene	mg/kg (ppm)	2.5	97	72-127
1,2-Dichloroethane (EDC)	mg/kg (ppm)	2.5	88	56-135
1,1,1-Trichloroethane	mg/kg (ppm)	2.5	96	62-131
Trichloroethene	mg/kg (ppm)	2.5	84	64-117
Tetrachloroethene	mg/kg (ppm)	2.5	83	72-114

Date of Report: 11/13/19
Date Received: 10/30/19
Project: SOU_0987-022_ 20191030, F&BI 910603

QUALITY ASSURANCE RESULTS FOR THE ANALYSIS OF SOIL SAMPLES FOR VOLATILES BY EPA METHOD 8260C

Laboratory Code: 911115-04 (Matrix Spike)

Analyte	Reporting Units	Spike Level	Sample Result (Wet wt)	Percent Recovery MS	Percent Recovery MSD	Acceptance Criteria	RPD (Limit 20)
Vinyl chloride	mg/kg (ppm)	2.5	<0.05	62	52	10-138	18
Chloroethane	mg/kg (ppm)	2.5	<0.5	79	68	10-176	15
1,1-Dichloroethene	mg/kg (ppm)	2.5	<0.05	80	72	10-160	11
Methylene chloride	mg/kg (ppm)	2.5	<0.5	101	92	10-156	9
trans-1,2-Dichloroethene	mg/kg (ppm)	2.5	<0.05	88	79	14-137	11
1,1-Dichloroethane	mg/kg (ppm)	2.5	<0.05	95	86	19-140	10
cis-1,2-Dichloroethene	mg/kg (ppm)	2.5	<0.05	96	86	25-135	11
1,2-Dichloroethane (EDC)	mg/kg (ppm)	2.5	<0.05	107	97	12-160	10
1,1,1-Trichloroethane	mg/kg (ppm)	2.5	<0.05	101	91	10-156	10
Trichloroethene	mg/kg (ppm)	2.5	<0.02	112	104	21-139	7
Tetrachloroethene	mg/kg (ppm)	2.5	<0.025	99	90	20-133	10

Laboratory Code: Laboratory Control Sample

Analyte	Reporting Units	Spike Level	Percent Recovery LCS	Acceptance Criteria
Vinyl chloride	mg/kg (ppm)	2.5	77	22-139
Chloroethane	mg/kg (ppm)	2.5	87	9-163
1,1-Dichloroethene	mg/kg (ppm)	2.5	85	47-128
Methylene chloride	mg/kg (ppm)	2.5	93	42-132
trans-1,2-Dichloroethene	mg/kg (ppm)	2.5	86	67-129
1,1-Dichloroethane	mg/kg (ppm)	2.5	91	68-115
cis-1,2-Dichloroethene	mg/kg (ppm)	2.5	91	72-127
1,2-Dichloroethane (EDC)	mg/kg (ppm)	2.5	99	56-135
1,1,1-Trichloroethane	mg/kg (ppm)	2.5	95	62-131
Trichloroethene	mg/kg (ppm)	2.5	97	64-117
Tetrachloroethene	mg/kg (ppm)	2.5	98	72-114

Date of Report: 11/13/19
Date Received: 10/30/19
Project: SOU_0987-022_ 20191030, F&BI 910603

QUALITY ASSURANCE RESULTS FOR THE ANALYSIS OF WATER SAMPLES FOR VOLATILES BY EPA METHOD 8260C

Laboratory Code: 911010-01 (Matrix Spike)

Analyte	Reporting Units	Spike Level	Sample Result	Percent Recovery MS	Acceptance Criteria
Vinyl chloride	ug/L (ppb)	50	10	122	36-166
Chloroethane	ug/L (ppb)	50	<1	124	46-160
1,1-Dichloroethene	ug/L (ppb)	50	<1	122	60-136
Methylene chloride	ug/L (ppb)	50	<5	119	67-132
trans-1,2-Dichloroethene	ug/L (ppb)	50	<1	115	72-129
1,1-Dichloroethane	ug/L (ppb)	50	<1	120	70-128
cis-1,2-Dichloroethene	ug/L (ppb)	50	27	120 b	71-127
1,2-Dichloroethane (EDC)	ug/L (ppb)	50	<1	124	48-149
1,1,1-Trichloroethane	ug/L (ppb)	50	<1	118	60-146
Trichloroethene	ug/L (ppb)	50	1.5	116	66-135
Tetrachloroethene	ug/L (ppb)	50	<1	87	10-226

Laboratory Code: Laboratory Control Sample

Analyte	Reporting Units	Spike Level	Percent Recovery LCS	Percent Recovery LCSD	Acceptance Criteria	RPD (Limit 20)
Vinyl chloride	ug/L (ppb)	50	112	103	50-154	8
Chloroethane	ug/L (ppb)	50	117	109	58-146	7
1,1-Dichloroethene	ug/L (ppb)	50	116	110	67-136	5
Methylene chloride	ug/L (ppb)	50	108	102	39-148	6
trans-1,2-Dichloroethene	ug/L (ppb)	50	108	103	68-128	5
1,1-Dichloroethane	ug/L (ppb)	50	108	104	79-121	4
cis-1,2-Dichloroethene	ug/L (ppb)	50	110	106	80-123	4
1,2-Dichloroethane (EDC)	ug/L (ppb)	50	101	98	73-132	3
1,1,1-Trichloroethane	ug/L (ppb)	50	106	100	81-125	6
Trichloroethene	ug/L (ppb)	50	95	94	79-113	1
Tetrachloroethene	ug/L (ppb)	50	93	91	76-121	2

Data Qualifiers & Definitions

a - The analyte was detected at a level less than five times the reporting limit. The RPD results may not provide reliable information on the variability of the analysis.

b - The analyte was spiked at a level that was less than five times that present in the sample. Matrix spike recoveries may not be meaningful.

ca - The calibration results for the analyte were outside of acceptance criteria. The value reported is an estimate.

c - The presence of the analyte may be due to carryover from previous sample injections.

cf - The sample was centrifuged prior to analysis.

d - The sample was diluted. Detection limits were raised and surrogate recoveries may not be meaningful.

dv - Insufficient sample volume was available to achieve normal reporting limits.

f - The sample was laboratory filtered prior to analysis.

fb - The analyte was detected in the method blank.

fc - The analyte is a common laboratory and field contaminant.

hr - The sample and duplicate were reextracted and reanalyzed. RPD results were still outside of control limits. Variability is attributed to sample inhomogeneity.

hs - Headspace was present in the container used for analysis.

ht – The analysis was performed outside the method or client-specified holding time requirement.

ip - Recovery fell outside of control limits due to sample matrix effects.

j - The analyte concentration is reported below the lowest calibration standard. The value reported is an estimate.

J - The internal standard associated with the analyte is out of control limits. The reported concentration is an estimate.

jl - The laboratory control sample(s) percent recovery and/or RPD were out of control limits. The reported concentration should be considered an estimate.

js - The surrogate associated with the analyte is out of control limits. The reported concentration should be considered an estimate.

lc - The presence of the analyte is likely due to laboratory contamination.

L - The reported concentration was generated from a library search.

nm - The analyte was not detected in one or more of the duplicate analyses. Therefore, calculation of the RPD is not applicable.

pc - The sample was received with incorrect preservation or in a container not approved by the method. The value reported should be considered an estimate.

ve - The analyte response exceeded the valid instrument calibration range. The value reported is an estimate.

vo - The value reported fell outside the control limits established for this analyte.

x - The sample chromatographic pattern does not resemble the fuel standard used for quantitation.

SAMPLE CHAIN OF CUSTODY ME 10/30/19

VSS/D041/UW3

Page # 1 of 3

Send Report to Clare Tochilin 910603

Company SoundEarth Strategies, Inc.

Address 2811 Fairview Avenue E, Suite 2000

City, State, ZIP Seattle, Washington 98102

Phone # 206-306-1900 Fax # 206-306-1907

SAMPLERS (signature)

PROJECT NAME/NO. UW Laundry Property

PO # 0987-022

REMARKS ~~Hold~~

TURNAROUND TIME
Standard (2 Weeks)
RUSH
Rush charges authorized by:

SAMPLE DISPOSAL
Dispose after 30 days
Return samples
Will call with instructions

Sample ID	Sample Location	Sample Depth	Lab ID	Date Sampled	Time Sampled	Matrix	# of Jars	ANALYSES REQUESTED: NWTPH-Dx	NWTPH-Gx	BTEX by 8021B	cVOCs by 8260	SVOCs by 8270				Notes
																X-perCT
P01-05	P01	5	01	10/30/19	0940	Soil	5									11/4/19 ME
P01-10	P01	10	02		0950		5				X					
P01-15	P01	15	03		1000		5				X					
P02-05	P02	5	04		1140		5									
P02-10	P02	10	05		1155		5				X					
P02-15	P02	15	06		1200		5				X					
P02-20	P02	20	07		1210		5									
P03-05	P03	5	08		1310		5									Samples received at 4 °C
P03-10	P03	10	09		1320		5									
P03-13	P03	13	10	↓	1330	↓	5				X					

SIGNATURE	PRINT NAME	COMPANY	DATE	TIME
Relinquished by:	Kyle Ebersz	SES	10/30/19	1750
Received by:	Isaac Lessig	PBJ	10/30/19	17:50
Relinquished by:				
Received by:				

Friedman & Bruya, Inc.
3012 16th Avenue West
Seattle, WA 98119-2029
Ph. (206) 285-8282
Fax (206) 283-5044

SAMPLE CHAIN OF CUSTODY ME 10/30/19

Page # 2 of 2 DOG

Send Report to _Clare Tochilin 910603

Company SoundEarth Strategies, Inc.

Address 2811 Fairview Avenue E, Suite 2000

City, State, ZIP Seattle, Washington 98102

Phone # 206-306-1900 Fax # 206-306-1907

SAMPLERS (signature)

PROJECT NAME/NO. UW Laundry Property

PO # 0987-022

REMARKS HOLD

TURNAROUND TIME
Standard (2 Weeks) VW3
RUSH
Rush charges authorized by:

SAMPLE DISPOSAL
Dispose after 30 days
Return samples
Will call with instructions

Sample ID	Sample Location	Sample Depth	Lab ID	Date Sampled	Time Sampled	Matrix	# of Jars	ANALYSES REQUESTED: NWTPH-Dx	NWTPH-Gx	BTEX by 8021B	cVOCs by 8260	SVOCs by 8270				Notes
P01-20191030	P01	–	11	10/30/19	1030	H2O	7				X					
P02-20191030	P02	–	12	↓	1540	↓	↓				X					
P03-20191030	P03	–	13	↓	1610	↓	↓				X					

Samples received at 4 °C

SIGNATURE	PRINT NAME	COMPANY	DATE	TIME
Relinquished by:	Kyle Loomis	SES	10/30/19	1750
Received by:	Isaac Lessig	FBI	10/30/19	17:50
Relinquished by:				
Received by:				

Friedman & Bruya, Inc.
3012 16th Avenue West
Seattle, WA 98119-2029
Ph. (206) 285-8282
Fax (206) 283-5044

FRIEDMAN & BRUYA, INC.

ENVIRONMENTAL CHEMISTS

James E. Bruya, Ph.D.
Yelena Aravkina, M.S.
Michael Erdahl, B.S.
Arina Podnozova, B.S.
Eric Young, B.S.

3012 16th Avenue West
Seattle, WA 98119-2029
(206) 285-8282
fbi@isomedia.com
www.friedmanandbruya.com

November 12, 2019

Clare Tochilin, Project Manager
SoundEarth Strategies
2811 Fairview Ave. East, Suite 2000
Seattle, WA 98102

Dear Ms Tochilin:

Included are the results from the testing of material submitted on November 1, 2019 from the SOU_0987-022_ 20191101, F&BI 911015 project. There are 5 pages included in this report. Any samples that may remain are currently scheduled for disposal in 30 days, or as directed by the Chain of Custody document. If you would like us to return your samples or arrange for long term storage at our offices, please contact us as soon as possible.

We appreciate this opportunity to be of service to you and hope you will call if you should have any questions.

Sincerely,

FRIEDMAN & BRUYA, INC.



Michael Erdahl
Project Manager

Enclosures
SOU1112R.DOC

CASE NARRATIVE

This case narrative encompasses samples received on November 1, 2019 by Friedman & Bruya, Inc. from the SoundEarth Strategies SOU_0987-022_ 20191101, F&BI 911015 project. Samples were logged in under the laboratory ID's listed below.

Laboratory ID	SoundEarth Strategies
911015 -01	P09-20191031
911015 -02	P10-20191031
911015 -03	P11-20191031

Several 8260C compounds failed below the acceptance criteria in the matrix spike sample. The laboratory control samples met the acceptance criteria, therefore the data were likely due to sample matrix effect.

All other quality control requirements were acceptable.

Analysis For Volatile Compounds By EPA Method 8260C

Client Sample ID:	P11-20191031	Client:	SoundEarth Strategies
Date Received:	11/01/19	Project:	SOU_0987-022_ 20191101
Date Extracted:	11/06/19	Lab ID:	911015-03
Date Analyzed:	11/07/19	Data File:	110649.D
Matrix:	Water	Instrument:	GCMS4
Units:	ug/L (ppb)	Operator:	MS

Surrogates:	% Recovery:	Lower Limit:	Upper Limit:
1,2-Dichloroethane-d4	97	57	121
Toluene-d8	89	63	127
4-Bromofluorobenzene	98	60	133

Compounds:	Concentration ug/L (ppb)
Vinyl chloride	<0.2
Chloroethane	<1
1,1-Dichloroethene	<1
Methylene chloride	<5
trans-1,2-Dichloroethene	<1
1,1-Dichloroethane	<1
cis-1,2-Dichloroethene	<1
1,2-Dichloroethane (EDC)	<1
1,1,1-Trichloroethane	<1
Trichloroethene	<1
Tetrachloroethene	<1

Analysis For Volatile Compounds By EPA Method 8260C

Client Sample ID:	Method Blank	Client:	SoundEarth Strategies
Date Received:	Not Applicable	Project:	SOU_0987-022_ 20191101
Date Extracted:	11/06/19	Lab ID:	09-2748 mb
Date Analyzed:	11/06/19	Data File:	110609.D
Matrix:	Water	Instrument:	GCMS4
Units:	ug/L (ppb)	Operator:	MS

Surrogates:	% Recovery:	Lower Limit:	Upper Limit:
1,2-Dichloroethane-d4	109	57	121
Toluene-d8	114	63	127
4-Bromofluorobenzene	90	60	133

Compounds:	Concentration ug/L (ppb)
Vinyl chloride	<0.2
Chloroethane	<1
1,1-Dichloroethene	<1
Methylene chloride	<5
trans-1,2-Dichloroethene	<1
1,1-Dichloroethane	<1
cis-1,2-Dichloroethene	<1
1,2-Dichloroethane (EDC)	<1
1,1,1-Trichloroethane	<1
Trichloroethene	<1
Tetrachloroethene	<1

Date of Report: 11/12/19
Date Received: 11/01/19
Project: SOU_0987-022_ 20191101, F&BI 911015

QUALITY ASSURANCE RESULTS FOR THE ANALYSIS OF WATER SAMPLES FOR VOLATILES BY EPA METHOD 8260C

Laboratory Code: 911041-01 (Matrix Spike)

Analyte	Reporting Units	Spike Level	Sample Result	Percent Recovery MS	Acceptance Criteria
Vinyl chloride	ug/L (ppb)	50	<0.2	74	36-166
Chloroethane	ug/L (ppb)	50	<1	77	46-160
1,1-Dichloroethene	ug/L (ppb)	50	<1	57 vo	60-136
Methylene chloride	ug/L (ppb)	50	<5	71	67-132
trans-1,2-Dichloroethene	ug/L (ppb)	50	<1	46 vo	72-129
1,1-Dichloroethane	ug/L (ppb)	50	<1	68 vo	70-128
cis-1,2-Dichloroethene	ug/L (ppb)	50	<1	61 vo	71-127
1,2-Dichloroethane (EDC)	ug/L (ppb)	50	<1	72	48-149
1,1,1-Trichloroethane	ug/L (ppb)	50	<1	51 vo	60-146
Trichloroethene	ug/L (ppb)	50	<1	26 vo	66-135
Tetrachloroethene	ug/L (ppb)	50	<1	12	10-226

Laboratory Code: Laboratory Control Sample

Analyte	Reporting Units	Spike Level	Percent Recovery LCS	Percent Recovery LCSD	Acceptance Criteria	RPD (Limit 20)
Vinyl chloride	ug/L (ppb)	50	108	103	50-154	5
Chloroethane	ug/L (ppb)	50	109	107	58-146	2
1,1-Dichloroethene	ug/L (ppb)	50	105	105	67-136	0
Methylene chloride	ug/L (ppb)	50	94	94	39-148	0
trans-1,2-Dichloroethene	ug/L (ppb)	50	99	100	68-128	1
1,1-Dichloroethane	ug/L (ppb)	50	101	101	79-121	0
cis-1,2-Dichloroethene	ug/L (ppb)	50	102	103	80-123	1
1,2-Dichloroethane (EDC)	ug/L (ppb)	50	102	102	73-132	0
1,1,1-Trichloroethane	ug/L (ppb)	50	101	100	81-125	1
Trichloroethene	ug/L (ppb)	50	96	97	79-113	1
Tetrachloroethene	ug/L (ppb)	50	97	98	76-121	1

Data Qualifiers & Definitions

a - The analyte was detected at a level less than five times the reporting limit. The RPD results may not provide reliable information on the variability of the analysis.

b - The analyte was spiked at a level that was less than five times that present in the sample. Matrix spike recoveries may not be meaningful.

ca - The calibration results for the analyte were outside of acceptance criteria. The value reported is an estimate.

c - The presence of the analyte may be due to carryover from previous sample injections.

cf - The sample was centrifuged prior to analysis.

d - The sample was diluted. Detection limits were raised and surrogate recoveries may not be meaningful.

dv - Insufficient sample volume was available to achieve normal reporting limits.

f - The sample was laboratory filtered prior to analysis.

fb - The analyte was detected in the method blank.

fc - The analyte is a common laboratory and field contaminant.

hr - The sample and duplicate were reextracted and reanalyzed. RPD results were still outside of control limits. Variability is attributed to sample inhomogeneity.

hs - Headspace was present in the container used for analysis.

ht – The analysis was performed outside the method or client-specified holding time requirement.

ip - Recovery fell outside of control limits due to sample matrix effects.

j - The analyte concentration is reported below the lowest calibration standard. The value reported is an estimate.

J - The internal standard associated with the analyte is out of control limits. The reported concentration is an estimate.

jl - The laboratory control sample(s) percent recovery and/or RPD were out of control limits. The reported concentration should be considered an estimate.

js - The surrogate associated with the analyte is out of control limits. The reported concentration should be considered an estimate.

lc - The presence of the analyte is likely due to laboratory contamination.

L - The reported concentration was generated from a library search.

nm - The analyte was not detected in one or more of the duplicate analyses. Therefore, calculation of the RPD is not applicable.

pc - The sample was received with incorrect preservation or in a container not approved by the method. The value reported should be considered an estimate.

ve - The analyte response exceeded the valid instrument calibration range. The value reported is an estimate.

vo - The value reported fell outside the control limits established for this analyte.

x - The sample chromatographic pattern does not resemble the fuel standard used for quantitation.

911015

SAMPLE CHAIN OF CUSTODY ME 11-01-19

A041 VW31

Page # _____ of _____

Send Report to _Clare Tochilin

Company SoundEarth Strategies, Inc.

Address 2811 Fairview Avenue E, Suite 2000

City, State, ZIP Seattle, Washington 98102

Phone # 206-306-1900 Fax # 206-306-1907

SAMPLERS (signature) Clare Toch

PROJECT NAME/NO.: UW Laundry Property

PO #: 0987-022

REMARKS: ~~HOLD~~

TURNAROUND TIME
(Standard (2 Weeks))
RUSH
Rush charges authorized by:

SAMPLE DISPOSAL
Dispose after 30 days
Return samples
Will call with instructions

Sample ID	Sample Location	Sample Depth	Lab ID	Date Sampled	Time Sampled	Matrix	# of Jars	ANALYSES REQUESTED: NWTPH-Dx	NWTPH-Gx	BTEX by 8021B	✓ VOCs by 8260	SVOCs by 8270				Notes
P09-20191031	P09	—	01A-C	10/31/19	1425	H_2O	7									x - per CT 11/4/19 ME
P10-20191031	P10	—	02	10/31/19	1550	H_2O	7									
P11-20191031	P11	—	03	10/31/19	1710	H_2O	7				x					

CT 11/1/19

Samples received at 4 °C

Friedman & Bruya, Inc.
3012 16th Avenue West
Seattle, WA 98119-2029
Ph. (206) 285-8282
Fax (206) 283-5044

SIGNATURE	PRINT NAME	COMPANY	DATE	TIME
Relinquished by:	Clare Tochilin	SoundEarth	11/1/19	0900
Received by:	Darrell Herzog	Fedex SDC	11/1/19	12:57
Relinquished by:				
Received by:	D d VO	F&BI	11-1-19	14:00

FORMS\COC\COC.DOC

SAMPLE CHAIN OF CUSTODY ME 10/30/19

USS
DOE

Page # 3 of 3

Send Report to Clare Tochilin 910603

Company SoundEarth Strategies, Inc.

Address 2811 Fairview Avenue E, Suite 2000

City, State, ZIP Seattle, Washington 98102

Phone # 206-306-1900 Fax # 206-306-1907

SAMPLERS (signature)

PROJECT NAME/NO.: UW Laundry Property

PO #: 0987-022

REMARKS: HOLD

TURNAROUND TIME
Standard (2 Weeks) VW3
RUSH
Rush charges authorized by:

SAMPLE DISPOSAL
Dispose after 30 days
Return samples
Will call with instructions

Sample ID	Sample Location	Sample Depth	Lab ID	Date Sampled	Time Sampled	Matrix	# of Jars	NWTPH-Dx	NWTPH-Gx	BTEX by 8021B	cVOCs by 8260	SVOCs by 8270	cPAHs	MTCA 5 Metals		Notes
P03-16	P03	16	14	10/30/19	1340	Soil	5				X					
P03-19	P03	19	15		1350											
P04-05	P04	5	16		1435								X	X		
P04-09	P04	9	17		1440											
P04-12	P04	12	18		1455						X					
P04-15	P04	15	19		1500						X					
P04-18	P04	18	20		1510											Samples received at 4 °C
P04-20	P04	20	21		1525											

ANALYSES REQUESTED

SIGNATURE	PRINT NAME	COMPANY	DATE	TIME
Relinquished by:	Kyle Loewen	SES	10/30/19	1750
Received by:	Isaac Lessig	FBI	10/30/19	17:50
Relinquished by:				
Received by:				

Friedman & Bruya, Inc.
3012 16th Avenue West
Seattle, WA 98119-2029
Ph. (206) 285-8282
Fax (206) 283-5044

FRIEDMAN & BRUYA, INC.

ENVIRONMENTAL CHEMISTS

James E. Bruya, Ph.D.
Yelena Aravkina, M.S.
Michael Erdahl, B.S.
Arina Podnozova, B.S.
Eric Young, B.S.

3012 16th Avenue West
Seattle, WA 98119-2029
(206) 285-8282
fbi@isomedia.com
www.friedmanandbruya.com

November 18, 2019

Clare Tochilin, Project Manager
SoundEarth Strategies
2811 Fairview Ave. East, Suite 2000
Seattle, WA 98102

Dear Ms Tochilin:

Included are the additional results from the testing of material submitted on November 1, 2019 from the SOU_0987-022_ 20191101, F&BI 911015 project. There are 4 pages included in this report.

We appreciate this opportunity to be of service to you and hope you will call if you should have any questions.

Sincerely,

FRIEDMAN & BRUYA, INC.



Michael Erdahl
Project Manager

Enclosures
SOU1118R.DOC

CASE NARRATIVE

This case narrative encompasses samples received on November 1, 2019 by Friedman & Bruya, Inc. from the SoundEarth Strategies SOU_0987-022_ 20191101, F&BI 911015 project. Samples were logged in under the laboratory ID's listed below.

Laboratory ID	SoundEarth Strategies
911015 -01	P09-20191031
911015 -02	P10-20191031
911015 -03	P11-20191031

All quality control requirements were acceptable.

Date of Report: 11/18/19
Date Received: 11/01/19
Project: SOU_0987-022_ 20191101, F&BI 911015
Date Extracted: 11/14/19
Date Analyzed: 11/14/19

RESULTS FROM THE ANALYSIS OF WATER SAMPLES FOR TOTAL PETROLEUM HYDROCARBONS AS DIESEL AND MOTOR OIL USING METHOD NWTPH-Dx

Results Reported as ug/L (ppb)

Sample ID Laboratory ID	Diesel Range (C_{10}-C_{25})	Motor Oil Range (C_{25}-C_{36})	Surrogate (% Recovery) (Limit 41-152)
P11-20191031 911015-03	190 x	<250	114
Method Blank 09-2808 MB	<50	<250	117

Date of Report: 11/18/19
Date Received: 11/01/19
Project: SOU_0987-022_ 20191101, F&BI 911015

QUALITY ASSURANCE RESULTS FOR THE ANALYSIS OF WATER SAMPLES FOR TOTAL PETROLEUM HYDROCARBONS AS DIESEL EXTENDED USING METHOD NWTPH-Dx

Laboratory Code: Laboratory Control Sample

Analyte	Reporting Units	Spike Level	Percent Recovery LCS	Percent Recovery LCSD	Acceptance Criteria	RPD (Limit 20)
Diesel Extended	ug/L (ppb)	2,500	124	108	63-142	14

Data Qualifiers & Definitions

a - The analyte was detected at a level less than five times the reporting limit. The RPD results may not provide reliable information on the variability of the analysis.

b - The analyte was spiked at a level that was less than five times that present in the sample. Matrix spike recoveries may not be meaningful.

ca - The calibration results for the analyte were outside of acceptance criteria. The value reported is an estimate.

c - The presence of the analyte may be due to carryover from previous sample injections.

cf - The sample was centrifuged prior to analysis.

d - The sample was diluted. Detection limits were raised and surrogate recoveries may not be meaningful.

dv - Insufficient sample volume was available to achieve normal reporting limits.

f - The sample was laboratory filtered prior to analysis.

fb - The analyte was detected in the method blank.

fc - The analyte is a common laboratory and field contaminant.

hr - The sample and duplicate were reextracted and reanalyzed. RPD results were still outside of control limits. Variability is attributed to sample inhomogeneity.

hs - Headspace was present in the container used for analysis.

ht – The analysis was performed outside the method or client-specified holding time requirement.

ip - Recovery fell outside of control limits due to sample matrix effects.

j - The analyte concentration is reported below the lowest calibration standard. The value reported is an estimate.

J - The internal standard associated with the analyte is out of control limits. The reported concentration is an estimate.

jl - The laboratory control sample(s) percent recovery and/or RPD were out of control limits. The reported concentration should be considered an estimate.

js - The surrogate associated with the analyte is out of control limits. The reported concentration should be considered an estimate.

lc - The presence of the analyte is likely due to laboratory contamination.

L - The reported concentration was generated from a library search.

nm - The analyte was not detected in one or more of the duplicate analyses. Therefore, calculation of the RPD is not applicable.

pc - The sample was received with incorrect preservation or in a container not approved by the method. The value reported should be considered an estimate.

ve - The analyte response exceeded the valid instrument calibration range. The value reported is an estimate.

vo - The value reported fell outside the control limits established for this analyte.

x - The sample chromatographic pattern does not resemble the fuel standard used for quantitation.



Data File Name	: C:\HPCHEM\1\DATA\11-14-19\027F0301.D		
Operator	: TL	Page Number	: 1
Instrument	: GC1	Vial Number	: 27
Sample Name	: 911015-03	Injection Number	: 1
Run Time Bar Code:		Sequence Line	: 3
Acquired on	: 14 Nov 19 12:53 PM	Instrument Method	: DX.MTH
Report Created on	: 14 Nov 19 01:09 PM	Analysis Method	: DEFAULT.MTH

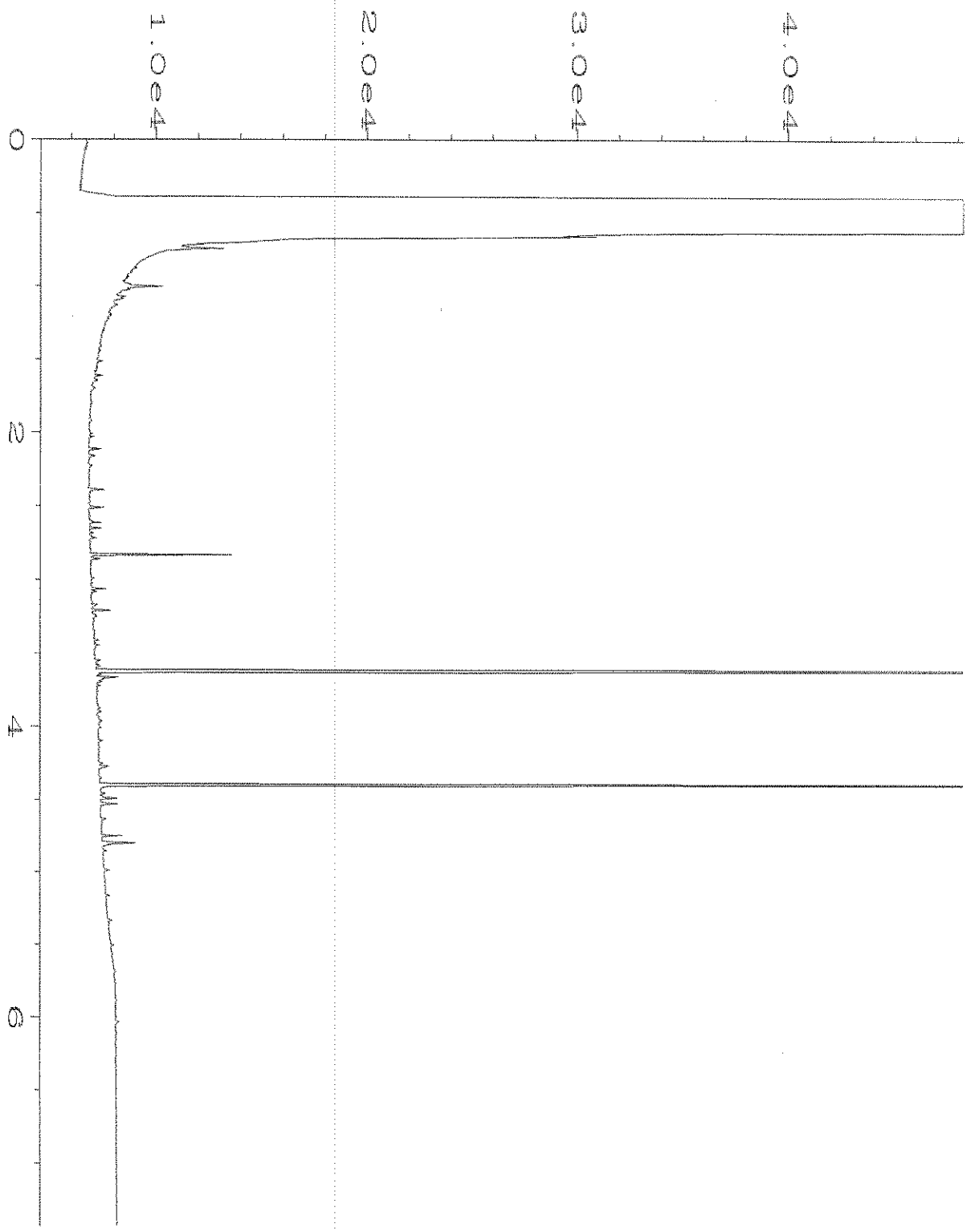

Data File Name : C:\HPCHEM\1\DATA\11-14-19\024F0301.D
Operator : TL
Instrument : GC1
Sample Name : 09-2808 mb
Run Time Bar Code:
Acquired on : 14 Nov 19 12:18 PM
Report Created on: 14 Nov 19 01:10 PM

Page Number : 1
Vial Number : 24
Injection Number : 1
Sequence Line : 3
Instrument Method: DX.MTH
Analysis Method : DEFAULT.MTH

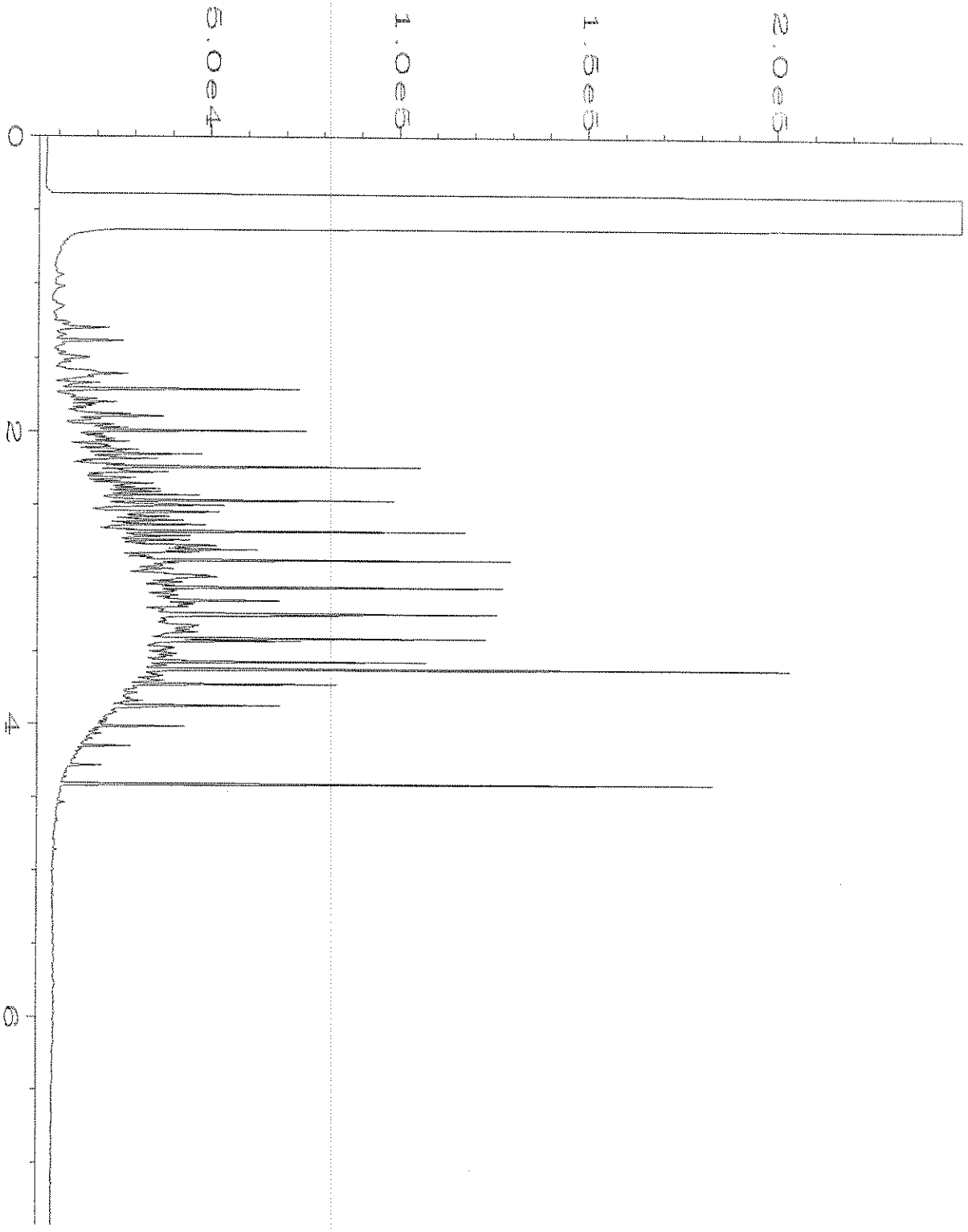

Data File Name : C:\HPCHEM\1\DATA\11-14-19\003F0201.D
Operator : TL
Instrument : GC1
Sample Name : 500 Dx 58-146B
Run Time Bar Code:
Acquired on : 14 Nov 19 05:53 AM
Report Created on: 14 Nov 19 01:10 PM

Page Number : 1
Vial Number : 3
Injection Number : 1
Sequence Line : 2
Instrument Method: DX.MTH
Analysis Method : DEFAULT.MTH

911015

SAMPLE CHAIN OF CUSTODY ME 11-01-19

A041 VW31

Page # _____ of _____

Send Report to _Clare Tochilin

Company SoundEarth Strategies, Inc.

Address 2811 Fairview Avenue E, Suite 2000

City, State, ZIP Seattle, Washington 98102

Phone # 206-306-1900 Fax # 206-306-1907

SAMPLERS (signature) Clare Tochilin

PROJECT NAME/NO. UW Laundry Property

PO # 0987-022

REMARKS ~~Hold~~

TURNAROUND TIME
(Standard (2 Weeks))
RUSH
Rush charges authorized by:

SAMPLE DISPOSAL
Dispose after 30 days
Return samples
Will call with instructions

Sample ID	Sample Location	Sample Depth	Lab ID	Date Sampled	Time Sampled	Matrix	# of Jars	ANALYSES REQUESTED: NWTPH-Dx	NWTPH-Gx	BTEX by 8021B	VOCs by 8260	SVOCs by 8270				Notes
P09-20191031	P09	—	01A-C	10/31/19	1425	H_2O	7									X - per CT
P10-20191031	P10	—	02	10/31/19	1550	H_2O	7									11/4/19
P11-20191031	P11	—	03	10/31/19	1710	H_2O	7	(X)			X					ME
																(X) - per CT
																11/13/19 24hr TAT
																ME
					CT 11/1/19											
																Samples received at 4°C

SIGNATURE	PRINT NAME	COMPANY	DATE	TIME
Relinquished by:	Clare Tochilin	SoundEarth	11/1/19	0900
Received by:	Darrell Herzog	FedEx SDC	11/1/19	17:57
Relinquished by:				
Received by:	D d VO	F+BI	11-1-19	14:00

Friedman & Bruya, Inc.
3012 16th Avenue West
Seattle, WA 98119-2029
Ph. (206) 285-8282
Fax (206) 283-5044

FRIEDMAN & BRUYA, INC.

ENVIRONMENTAL CHEMISTS

James E. Bruya, Ph.D.
Yelena Aravkina, M.S.
Michael Erdahl, B.S.
Arina Podnozova, B.S.
Eric Young, B.S.

3012 16th Avenue West
Seattle, WA 98119-2029
(206) 285-8282
fbi@isomedia.com
www.friedmanandbruya.com

November 13, 2019

Clare Tochilin, Project Manager
SoundEarth Strategies
2811 Fairview Ave. East, Suite 2000
Seattle, WA 98102

Dear Ms Tochilin:

Included are the results from the testing of material submitted on November 1, 2019 from the SOU_0987-022_ 20191101, F&BI 911016 project. There are 26 pages included in this report. Any samples that may remain are currently scheduled for disposal in 30 days, or as directed by the Chain of Custody document. If you would like us to return your samples or arrange for long term storage at our offices, please contact us as soon as possible.

We appreciate this opportunity to be of service to you and hope you will call if you should have any questions.

Sincerely,

FRIEDMAN & BRUYA, INC.



Michael Erdahl
Project Manager

Enclosures
SOU1113R.DOC

CASE NARRATIVE

This case narrative encompasses samples received on November 1, 2019 by Friedman & Bruya, Inc. from the SoundEarth Strategies SOU_0987-022_ 20191101, F&BI 911016 project. Samples were logged in under the laboratory ID's listed below.

Laboratory ID	SoundEarth Strategies
911016 -01	P05-05
911016 -02	P05-09
911016 -03	P05-12
911016 -04	P05-15
911016 -05	P05-18
911016 -06	P05-20
911016 -07	P06-05
911016 -08	P06-10
911016 -09	P06-15
911016 -10	P07-05
911016 -11	P07-10
911016 -12	P07-15
911016 -13	P08-05
911016 -14	P08-10
911016 -15	P08-15
911016 -16	P09-05
911016 -17	P09-10
911016 -18	P09-15
911016 -19	P09-20
911016 -20	P10-05
911016 -21	P10-10
911016 -22	P10-15
911016 -23	P10-20
911016 -24	P11-05
911016 -25	P11-10
911016 -26	P11-12
911016 -27	P11-15
911016 -28	P11-20

A 6020B internal standard failed the acceptance. The samples were diluted and reanalyzed with acceptable results. Both data sets were reported.

All other quality control requirements were acceptable.

Analysis For Total Metals By EPA Method 6020B

Client ID:	P09-05	Client:	SoundEarth Strategies
Date Received:	11/01/19	Project:	SOU_0987-022_ 20191101
Date Extracted:	11/06/19	Lab ID:	911016-16
Date Analyzed:	11/06/19	Data File:	911016-16.079
Matrix:	Soil	Instrument:	ICPMS2
Units:	mg/kg (ppm) Dry Weight	Operator:	SP

Analyte:	Concentration mg/kg (ppm)
Arsenic	7.13
Cadmium	<1
Chromium	28.7 J
Lead	7.26
Mercury	<1

Analysis For Total Metals By EPA Method 6020B

Client ID:	P09-05	Client:	SoundEarth Strategies
Date Received:	11/01/19	Project:	SOU_0987-022_ 20191101
Date Extracted:	11/06/19	Lab ID:	911016-16 x5
Date Analyzed:	11/06/19	Data File:	911016-16 x5.172
Matrix:	Soil	Instrument:	ICPMS2
Units:	mg/kg (ppm) Dry Weight	Operator:	SP

Analyte:	Concentration mg/kg (ppm)
Chromium	33.8

Analysis For Total Metals By EPA Method 6020B

Client ID:	P10-05	Client:	SoundEarth Strategies
Date Received:	11/01/19	Project:	SOU_0987-022_ 20191101
Date Extracted:	11/06/19	Lab ID:	911016-20
Date Analyzed:	11/06/19	Data File:	911016-20.080
Matrix:	Soil	Instrument:	ICPMS2
Units:	mg/kg (ppm) Dry Weight	Operator:	SP

Analyte:	Concentration mg/kg (ppm)
Arsenic	5.13
Cadmium	<1
Chromium	41.9 J
Lead	7.47
Mercury	<1

Analysis For Total Metals By EPA Method 6020B

Client ID:	P10-05	Client:	SoundEarth Strategies
Date Received:	11/01/19	Project:	SOU_0987-022_ 20191101
Date Extracted:	11/06/19	Lab ID:	911016-20 x5
Date Analyzed:	11/06/19	Data File:	911016-20 x5.173
Matrix:	Soil	Instrument:	ICPMS2
Units:	mg/kg (ppm) Dry Weight	Operator:	SP

Analyte:	Concentration mg/kg (ppm)
Chromium	52.1

Analysis For Total Metals By EPA Method 6020B

Client ID:	P11-12	Client:	SoundEarth Strategies
Date Received:	11/01/19	Project:	SOU_0987-022_ 20191101
Date Extracted:	11/06/19	Lab ID:	911016-26
Date Analyzed:	11/06/19	Data File:	911016-26.081
Matrix:	Soil	Instrument:	ICPMS2
Units:	mg/kg (ppm) Dry Weight	Operator:	SP

Analyte:	Concentration mg/kg (ppm)
Arsenic	5.59
Cadmium	<1
Chromium	23.7 J
Lead	101
Mercury	<1

Analysis For Total Metals By EPA Method 6020B

Client ID:	P11-12	Client:	SoundEarth Strategies
Date Received:	11/01/19	Project:	SOU_0987-022_ 20191101
Date Extracted:	11/06/19	Lab ID:	911016-26 x5
Date Analyzed:	11/06/19	Data File:	911016-26 x5.174
Matrix:	Soil	Instrument:	ICPMS2
Units:	mg/kg (ppm) Dry Weight	Operator:	SP

Analyte:	Concentration mg/kg (ppm)
Chromium	23.8

Analysis For Total Metals By EPA Method 6020B

Client ID:	Method Blank	Client:	SoundEarth Strategies
Date Received:	Not Applicable	Project:	SOU_0987-022_ 20191101
Date Extracted:	11/06/19	Lab ID:	I9-708 mb2
Date Analyzed:	11/06/19	Data File:	I9-708 mb2.076
Matrix:	Soil	Instrument:	ICPMS2
Units:	mg/kg (ppm) Dry Weight	Operator:	SP

Analyte:	Concentration mg/kg (ppm)
Arsenic	<1
Cadmium	<1
Chromium	<1
Lead	<1
Mercury	<1

Analysis For Semivolatile Compounds By EPA Method 8270D SIM

Client Sample ID:	P09-05	Client:	SoundEarth Strategies
Date Received:	11/01/19	Project:	SOU_0987-022_ 20191101
Date Extracted:	11/05/19	Lab ID:	911016-16 1/5
Date Analyzed:	11/06/19	Data File:	110618.D
Matrix:	Soil	Instrument:	GCMS6
Units:	mg/kg (ppm) Dry Weight	Operator:	VM

Surrogates:	% Recovery:	Lower Limit:	Upper Limit:
Anthracene-d10	87	31	163
Benzo(a)anthracene-d12	87	24	168

Compounds:	Concentration mg/kg (ppm)
Benz(a)anthracene	<0.01
Chrysene	<0.01
Benzo(a)pyrene	<0.01
Benzo(b)fluoranthene	<0.01
Benzo(k)fluoranthene	<0.01
Indeno(1,2,3-cd)pyrene	<0.01
Dibenz(a,h)anthracene	<0.01

Analysis For Semivolatile Compounds By EPA Method 8270D SIM

Client Sample ID:	P10-05	Client:	SoundEarth Strategies
Date Received:	11/01/19	Project:	SOU_0987-022_ 20191101
Date Extracted:	11/05/19	Lab ID:	911016-20 1/5
Date Analyzed:	11/06/19	Data File:	110619.D
Matrix:	Soil	Instrument:	GCMS6
Units:	mg/kg (ppm) Dry Weight	Operator:	VM

Surrogates:	% Recovery:	Lower Limit:	Upper Limit:
Anthracene-d10	78	31	163
Benzo(a)anthracene-d12	83	24	168

Compounds:	Concentration mg/kg (ppm)
Benz(a)anthracene	<0.01
Chrysene	<0.01
Benzo(a)pyrene	<0.01
Benzo(b)fluoranthene	<0.01
Benzo(k)fluoranthene	<0.01
Indeno(1,2,3-cd)pyrene	<0.01
Dibenz(a,h)anthracene	<0.01

Analysis For Semivolatile Compounds By EPA Method 8270D SIM

Client Sample ID:	P11-12	Client:	SoundEarth Strategies
Date Received:	11/01/19	Project:	SOU_0987-022_ 20191101
Date Extracted:	11/05/19	Lab ID:	911016-26 1/250
Date Analyzed:	11/06/19	Data File:	110620.D
Matrix:	Soil	Instrument:	GCMS6
Units:	mg/kg (ppm) Dry Weight	Operator:	VM

Surrogates:	% Recovery:	Lower Limit:	Upper Limit:
Anthracene-d10	156 d	31	163
Benzo(a)anthracene-d12	104 d	24	168

Compounds:	Concentration mg/kg (ppm)
Benz(a)anthracene	<0.5
Chrysene	<0.5
Benzo(a)pyrene	<0.5
Benzo(b)fluoranthene	<0.5
Benzo(k)fluoranthene	<0.5
Indeno(1,2,3-cd)pyrene	<0.5
Dibenz(a,h)anthracene	<0.5

Analysis For Semivolatile Compounds By EPA Method 8270D SIM

Client Sample ID:	Method Blank	Client:	SoundEarth Strategies
Date Received:	Not Applicable	Project:	SOU_0987-022_ 20191101
Date Extracted:	11/05/19	Lab ID:	09-2714 mb 1/5
Date Analyzed:	11/06/19	Data File:	110607.D
Matrix:	Soil	Instrument:	GCMS6
Units:	mg/kg (ppm) Dry Weight	Operator:	VM

Surrogates:	% Recovery:	Lower Limit:	Upper Limit:
Anthracene-d10	89	31	163
Benzo(a)anthracene-d12	92	24	168

Compounds:	Concentration mg/kg (ppm)
Benz(a)anthracene	<0.01
Chrysene	<0.01
Benzo(a)pyrene	<0.01
Benzo(b)fluoranthene	<0.01
Benzo(k)fluoranthene	<0.01
Indeno(1,2,3-cd)pyrene	<0.01
Dibenz(a,h)anthracene	<0.01

Analysis For Volatile Compounds By EPA Method 8260C

Client Sample ID:	P05-09	Client:	SoundEarth Strategies
Date Received:	11/01/19	Project:	SOU_0987-022_ 20191101
Date Extracted:	11/06/19	Lab ID:	911016-02
Date Analyzed:	11/06/19	Data File:	110611.D
Matrix:	Soil	Instrument:	GCMS4
Units:	mg/kg (ppm) Dry Weight	Operator:	MS

Surrogates:	% Recovery:	Lower Limit:	Upper Limit:
1,2-Dichloroethane-d4	108	62	145
Toluene-d8	114	55	145
4-Bromofluorobenzene	92	65	139

Compounds:	Concentration mg/kg (ppm)
Vinyl chloride	<0.05
Chloroethane	<0.5
1,1-Dichloroethene	<0.05
Methylene chloride	<0.5
trans-1,2-Dichloroethene	<0.05
1,1-Dichloroethane	<0.05
cis-1,2-Dichloroethene	<0.05
1,2-Dichloroethane (EDC)	<0.05
1,1,1-Trichloroethane	<0.05
Trichloroethene	<0.02
Tetrachloroethene	<0.025

Analysis For Volatile Compounds By EPA Method 8260C

Client Sample ID:	P05-15	Client:	SoundEarth Strategies
Date Received:	11/01/19	Project:	SOU_0987-022_ 20191101
Date Extracted:	11/06/19	Lab ID:	911016-04
Date Analyzed:	11/06/19	Data File:	110612.D
Matrix:	Soil	Instrument:	GCMS4
Units:	mg/kg (ppm) Dry Weight	Operator:	MS

Surrogates:	% Recovery:	Lower Limit:	Upper Limit:
1,2-Dichloroethane-d4	106	62	145
Toluene-d8	112	55	145
4-Bromofluorobenzene	92	65	139

Compounds:	Concentration mg/kg (ppm)
Vinyl chloride	<0.05
Chloroethane	<0.5
1,1-Dichloroethene	<0.05
Methylene chloride	<0.5
trans-1,2-Dichloroethene	<0.05
1,1-Dichloroethane	<0.05
cis-1,2-Dichloroethene	<0.05
1,2-Dichloroethane (EDC)	<0.05
1,1,1-Trichloroethane	<0.05
Trichloroethene	<0.02
Tetrachloroethene	<0.025

Analysis For Volatile Compounds By EPA Method 8260C

Client Sample ID:	P06-10	Client:	SoundEarth Strategies
Date Received:	11/01/19	Project:	SOU_0987-022_ 20191101
Date Extracted:	11/06/19	Lab ID:	911016-08
Date Analyzed:	11/06/19	Data File:	110613.D
Matrix:	Soil	Instrument:	GCMS4
Units:	mg/kg (ppm) Dry Weight	Operator:	MS

Surrogates:	% Recovery:	Lower Limit:	Upper Limit:
1,2-Dichloroethane-d4	106	62	145
Toluene-d8	108	55	145
4-Bromofluorobenzene	90	65	139

Compounds:	Concentration mg/kg (ppm)
Vinyl chloride	<0.05
Chloroethane	<0.5
1,1-Dichloroethene	<0.05
Methylene chloride	<0.5
trans-1,2-Dichloroethene	<0.05
1,1-Dichloroethane	<0.05
cis-1,2-Dichloroethene	<0.05
1,2-Dichloroethane (EDC)	<0.05
1,1,1-Trichloroethane	<0.05
Trichloroethene	<0.02
Tetrachloroethene	<0.025

Analysis For Volatile Compounds By EPA Method 8260C

Client Sample ID:	P06-15	Client:	SoundEarth Strategies
Date Received:	11/01/19	Project:	SOU_0987-022_ 20191101
Date Extracted:	11/06/19	Lab ID:	911016-09
Date Analyzed:	11/06/19	Data File:	110614.D
Matrix:	Soil	Instrument:	GCMS4
Units:	mg/kg (ppm) Dry Weight	Operator:	MS

Surrogates:	% Recovery:	Lower Limit:	Upper Limit:
1,2-Dichloroethane-d4	105	62	145
Toluene-d8	113	55	145
4-Bromofluorobenzene	100	65	139

Compounds:	Concentration mg/kg (ppm)
Vinyl chloride	<0.05
Chloroethane	<0.5
1,1-Dichloroethene	<0.05
Methylene chloride	<0.5
trans-1,2-Dichloroethene	<0.05
1,1-Dichloroethane	<0.05
cis-1,2-Dichloroethene	<0.05
1,2-Dichloroethane (EDC)	<0.05
1,1,1-Trichloroethane	<0.05
Trichloroethene	<0.02
Tetrachloroethene	<0.025

Analysis For Volatile Compounds By EPA Method 8260C

Client Sample ID:	P07-10	Client:	SoundEarth Strategies
Date Received:	11/01/19	Project:	SOU_0987-022_ 20191101
Date Extracted:	11/06/19	Lab ID:	911016-11
Date Analyzed:	11/06/19	Data File:	110615.D
Matrix:	Soil	Instrument:	GCMS4
Units:	mg/kg (ppm) Dry Weight	Operator:	MS

Surrogates:	% Recovery:	Lower Limit:	Upper Limit:
1,2-Dichloroethane-d4	107	62	145
Toluene-d8	110	55	145
4-Bromofluorobenzene	96	65	139

Compounds:	Concentration mg/kg (ppm)
Vinyl chloride	<0.05
Chloroethane	<0.5
1,1-Dichloroethene	<0.05
Methylene chloride	<0.5
trans-1,2-Dichloroethene	<0.05
1,1-Dichloroethane	<0.05
cis-1,2-Dichloroethene	<0.05
1,2-Dichloroethane (EDC)	<0.05
1,1,1-Trichloroethane	<0.05
Trichloroethene	<0.02
Tetrachloroethene	<0.025

Analysis For Volatile Compounds By EPA Method 8260C

Client Sample ID:	P07-15	Client:	SoundEarth Strategies
Date Received:	11/01/19	Project:	SOU_0987-022_ 20191101
Date Extracted:	11/06/19	Lab ID:	911016-12
Date Analyzed:	11/06/19	Data File:	110616.D
Matrix:	Soil	Instrument:	GCMS4
Units:	mg/kg (ppm) Dry Weight	Operator:	MS

Surrogates:	% Recovery:	Lower Limit:	Upper Limit:
1,2-Dichloroethane-d4	106	62	145
Toluene-d8	107	55	145
4-Bromofluorobenzene	99	65	139

Compounds:	Concentration mg/kg (ppm)
Vinyl chloride	<0.05
Chloroethane	<0.5
1,1-Dichloroethene	<0.05
Methylene chloride	<0.5
trans-1,2-Dichloroethene	<0.05
1,1-Dichloroethane	<0.05
cis-1,2-Dichloroethene	<0.05
1,2-Dichloroethane (EDC)	<0.05
1,1,1-Trichloroethane	<0.05
Trichloroethene	<0.02
Tetrachloroethene	<0.025

Analysis For Volatile Compounds By EPA Method 8260C

Client Sample ID:	P08-10	Client:	SoundEarth Strategies
Date Received:	11/01/19	Project:	SOU_0987-022_ 20191101
Date Extracted:	11/06/19	Lab ID:	911016-14
Date Analyzed:	11/11/19	Data File:	111110.D
Matrix:	Soil	Instrument:	GCMS4
Units:	mg/kg (ppm) Dry Weight	Operator:	MS

Surrogates:	% Recovery:	Lower Limit:	Upper Limit:
1,2-Dichloroethane-d4	101	62	145
Toluene-d8	102	55	145
4-Bromofluorobenzene	98	65	139

Compounds:	Concentration mg/kg (ppm)
Vinyl chloride	<0.05
Chloroethane	<0.5
1,1-Dichloroethene	<0.05
Methylene chloride	<0.5
trans-1,2-Dichloroethene	<0.05
1,1-Dichloroethane	<0.05
cis-1,2-Dichloroethene	<0.05
1,2-Dichloroethane (EDC)	<0.05
1,1,1-Trichloroethane	<0.05
Trichloroethene	<0.02
Tetrachloroethene	<0.025

Analysis For Volatile Compounds By EPA Method 8260C

Client Sample ID:	P08-15	Client:	SoundEarth Strategies
Date Received:	11/01/19	Project:	SOU_0987-022_ 20191101
Date Extracted:	11/06/19	Lab ID:	911016-15
Date Analyzed:	11/11/19	Data File:	111111.D
Matrix:	Soil	Instrument:	GCMS4
Units:	mg/kg (ppm) Dry Weight	Operator:	MS

Surrogates:	% Recovery:	Lower Limit:	Upper Limit:
1,2-Dichloroethane-d4	103	62	145
Toluene-d8	103	55	145
4-Bromofluorobenzene	97	65	139

Compounds:	Concentration mg/kg (ppm)
Vinyl chloride	<0.05
Chloroethane	<0.5
1,1-Dichloroethene	<0.05
Methylene chloride	<0.5
trans-1,2-Dichloroethene	<0.05
1,1-Dichloroethane	<0.05
cis-1,2-Dichloroethene	<0.05
1,2-Dichloroethane (EDC)	<0.05
1,1,1-Trichloroethane	<0.05
Trichloroethene	<0.02
Tetrachloroethene	<0.025

Analysis For Volatile Compounds By EPA Method 8260C

Client Sample ID:	P11-12	Client:	SoundEarth Strategies
Date Received:	11/01/19	Project:	SOU_0987-022_ 20191101
Date Extracted:	11/06/19	Lab ID:	911016-26
Date Analyzed:	11/06/19	Data File:	110627.D
Matrix:	Soil	Instrument:	GCMS4
Units:	mg/kg (ppm) Dry Weight	Operator:	MS

Surrogates:	% Recovery:	Lower Limit:	Upper Limit:
1,2-Dichloroethane-d4	97	62	145
Toluene-d8	93	55	145
4-Bromofluorobenzene	96	65	139

Compounds:	Concentration mg/kg (ppm)
Vinyl chloride	<0.05
Chloroethane	<0.5
1,1-Dichloroethene	<0.05
Methylene chloride	<0.5
trans-1,2-Dichloroethene	<0.05
1,1-Dichloroethane	<0.05
cis-1,2-Dichloroethene	<0.05
1,2-Dichloroethane (EDC)	<0.05
1,1,1-Trichloroethane	<0.05
Trichloroethene	<0.02
Tetrachloroethene	<0.025

Analysis For Volatile Compounds By EPA Method 8260C

Client Sample ID:	Method Blank	Client:	SoundEarth Strategies
Date Received:	Not Applicable	Project:	SOU_0987-022_ 20191101
Date Extracted:	11/06/19	Lab ID:	09-2683 mb
Date Analyzed:	11/06/19	Data File:	110608.D
Matrix:	Soil	Instrument:	GCMS4
Units:	mg/kg (ppm) Dry Weight	Operator:	MS

Surrogates:	% Recovery:	Lower Limit:	Upper Limit:
1,2-Dichloroethane-d4	107	62	145
Toluene-d8	112	55	145
4-Bromofluorobenzene	87	65	139

Compounds:	Concentration mg/kg (ppm)
Vinyl chloride	<0.05
Chloroethane	<0.5
1,1-Dichloroethene	<0.05
Methylene chloride	<0.5
trans-1,2-Dichloroethene	<0.05
1,1-Dichloroethane	<0.05
cis-1,2-Dichloroethene	<0.05
1,2-Dichloroethane (EDC)	<0.05
1,1,1-Trichloroethane	<0.05
Trichloroethene	<0.02
Tetrachloroethene	<0.025

Date of Report: 11/13/19
Date Received: 11/01/19
Project: SOU_0987-022_ 20191101, F&BI 911016

QUALITY ASSURANCE RESULTS FOR THE ANALYSIS OF SOIL SAMPLES FOR TOTAL METALS USING EPA METHOD 6020B

Laboratory Code: 910613-113 (Matrix Spike)

Analyte	Reporting Units	Spike Level	Sample Result (Wet wt)	Percent Recovery MS	Percent Recovery MSD	Acceptance Criteria	RPD (Limit 20)
Arsenic	mg/kg (ppm)	10	<1 ca	87	86	75-125	1
Cadmium	mg/kg (ppm)	5	<1	95	93	75-125	2
Chromium	mg/kg (ppm)	20	11.3	84 b	74 b	75-125	13 b
Lead	mg/kg (ppm)	10	4.27	85	78	75-125	9
Mercury	mg/kg (ppm	5	<1 ca	86	87	75-125	1

Laboratory Code: Laboratory Control Sample

Analyte	Reporting Units	Spike Level	Percent Recovery LCS	Acceptance Criteria
Arsenic	mg/kg (ppm)	10	98	80-120
Cadmium	mg/kg (ppm)	5	97	80-120
Chromium	mg/kg (ppm)	20	107	80-120
Lead	mg/kg (ppm)	10	97	80-120
Mercury	mg/kg (ppm)	5	84	80-120

Date of Report: 11/13/19
Date Received: 11/01/19
Project: SOU_0987-022_ 20191101, F&BI 911016

QUALITY ASSURANCE RESULTS FOR THE ANALYSIS OF SOIL SAMPLES FOR PAHS BY EPA METHOD 8270D SIM

Laboratory Code: 911064-02 1/5 (Matrix Spike)

Analyte	Reporting Units	Spike Level	Sample Result (Wet wt)	Percent Recovery MS	Acceptance Criteria
Benz(a)anthracene	mg/kg (ppm)	0.17	<0.01	81	23-144
Chrysene	mg/kg (ppm)	0.17	<0.01	83	32-149
Benzo(b)fluoranthene	mg/kg (ppm)	0.17	<0.01	66	23-176
Benzo(k)fluoranthene	mg/kg (ppm)	0.17	<0.01	71	42-139
Benzo(a)pyrene	mg/kg (ppm)	0.17	<0.01	66	21-163
Indeno(1,2,3-cd)pyrene	mg/kg (ppm)	0.17	<0.01	69	23-170
Dibenz(a,h)anthracene	mg/kg (ppm)	0.17	<0.01	69	31-146

Laboratory Code: Laboratory Control Sample 1/5

Analyte	Reporting Units	Spike Level	Percent Recovery LCS	Percent Recovery LCSD	Acceptance Criteria	RPD (Limit 20)
Benz(a)anthracene	mg/kg (ppm)	0.17	86	88	51-115	2
Chrysene	mg/kg (ppm)	0.17	90	92	55-129	2
Benzo(b)fluoranthene	mg/kg (ppm)	0.17	75	72	56-123	4
Benzo(k)fluoranthene	mg/kg (ppm)	0.17	75	78	54-131	4
Benzo(a)pyrene	mg/kg (ppm)	0.17	67	69	51-118	3
Indeno(1,2,3-cd)pyrene	mg/kg (ppm)	0.17	67	68	49-148	1
Dibenz(a,h)anthracene	mg/kg (ppm)	0.17	66	71	50-141	7

Date of Report: 11/13/19
Date Received: 11/01/19
Project: SOU_0987-022_ 20191101, F&BI 911016

QUALITY ASSURANCE RESULTS FOR THE ANALYSIS OF SOIL SAMPLES FOR VOLATILES BY EPA METHOD 8260C

Laboratory Code: 911016-11 (Matrix Spike)

Analyte	Reporting Units	Spike Level	Sample Result (Wet wt)	Percent Recovery MS	Percent Recovery MSD	Acceptance Criteria	RPD (Limit 20)
Vinyl chloride	mg/kg (ppm)	2.5	<0.05	39	41	10-138	5
Chloroethane	mg/kg (ppm)	2.5	<0.5	50	52	10-176	4
1,1-Dichloroethene	mg/kg (ppm)	2.5	<0.05	53	58	10-160	9
Methylene chloride	mg/kg (ppm)	2.5	<0.5	59	63	10-156	7
trans-1,2-Dichloroethene	mg/kg (ppm)	2.5	<0.05	57	61	14-137	7
1,1-Dichloroethane	mg/kg (ppm)	2.5	<0.05	62	65	19-140	5
cis-1,2-Dichloroethene	mg/kg (ppm)	2.5	<0.05	66	70	25-135	6
1,2-Dichloroethane (EDC)	mg/kg (ppm)	2.5	<0.05	70	72	12-160	3
1,1,1-Trichloroethane	mg/kg (ppm)	2.5	<0.05	63	65	10-156	3
Trichloroethene	mg/kg (ppm)	2.5	<0.02	69	72	21-139	4
Tetrachloroethene	mg/kg (ppm)	2.5	<0.025	80	84	20-133	5

Laboratory Code: Laboratory Control Sample

Analyte	Reporting Units	Spike Level	Percent Recovery LCS	Acceptance Criteria
Vinyl chloride	mg/kg (ppm)	2.5	90	22-139
Chloroethane	mg/kg (ppm)	2.5	96	9-163
1,1-Dichloroethene	mg/kg (ppm)	2.5	99	47-128
Methylene chloride	mg/kg (ppm)	2.5	92	42-132
trans-1,2-Dichloroethene	mg/kg (ppm)	2.5	96	67-129
1,1-Dichloroethane	mg/kg (ppm)	2.5	94	68-115
cis-1,2-Dichloroethene	mg/kg (ppm)	2.5	97	72-127
1,2-Dichloroethane (EDC)	mg/kg (ppm)	2.5	88	56-135
1,1,1-Trichloroethane	mg/kg (ppm)	2.5	96	62-131
Trichloroethene	mg/kg (ppm)	2.5	84	64-117
Tetrachloroethene	mg/kg (ppm)	2.5	83	72-114

Data Qualifiers & Definitions

a - The analyte was detected at a level less than five times the reporting limit. The RPD results may not provide reliable information on the variability of the analysis.

b - The analyte was spiked at a level that was less than five times that present in the sample. Matrix spike recoveries may not be meaningful.

ca - The calibration results for the analyte were outside of acceptance criteria. The value reported is an estimate.

c - The presence of the analyte may be due to carryover from previous sample injections.

cf - The sample was centrifuged prior to analysis.

d - The sample was diluted. Detection limits were raised and surrogate recoveries may not be meaningful.

dv - Insufficient sample volume was available to achieve normal reporting limits.

f - The sample was laboratory filtered prior to analysis.

fb - The analyte was detected in the method blank.

fc - The analyte is a common laboratory and field contaminant.

hr - The sample and duplicate were reextracted and reanalyzed. RPD results were still outside of control limits. Variability is attributed to sample inhomogeneity.

hs - Headspace was present in the container used for analysis.

ht – The analysis was performed outside the method or client-specified holding time requirement.

ip - Recovery fell outside of control limits due to sample matrix effects.

j - The analyte concentration is reported below the lowest calibration standard. The value reported is an estimate.

J - The internal standard associated with the analyte is out of control limits. The reported concentration is an estimate.

jl - The laboratory control sample(s) percent recovery and/or RPD were out of control limits. The reported concentration should be considered an estimate.

js - The surrogate associated with the analyte is out of control limits. The reported concentration should be considered an estimate.

lc - The presence of the analyte is likely due to laboratory contamination.

L - The reported concentration was generated from a library search.

nm - The analyte was not detected in one or more of the duplicate analyses. Therefore, calculation of the RPD is not applicable.

pc - The sample was received with incorrect preservation or in a container not approved by the method. The value reported should be considered an estimate.

ve - The analyte response exceeded the valid instrument calibration range. The value reported is an estimate.

vo - The value reported fell outside the control limits established for this analyte.

x - The sample chromatographic pattern does not resemble the fuel standard used for quantitation.

SAMPLE CHAIN OF CUSTODY

ME 11/01/19 | VS3/405

Page # 1 of 5

Send Report to _Clare Tochilin 911016

Company SoundEarth Strategies, Inc.

Address 2811 Fairview Avenue E, Suite 2000

City, State, ZIP Seattle, Washington 98102

Phone # 206-306-1900 Fax # 206-306-1907

SAMPLERS *(signature)*

PROJECT NAME/NO.: UW Laundry Property

PO #: 0987-022

REMARKS: ~~Hold~~

TURNAROUND TIME
~~Standard (2 Weeks)~~
RUSH
Rush charges authorized by:

SAMPLE DISPOSAL
Dispose after 30 days
Return samples
Will call with instructions

Sample ID	Sample Location	Sample Depth	Lab ID	Date Sampled	Time Sampled	Matrix	# of Jars	ANALYSES REQUESTED: NWTPH-Dx	NWTPH-Gx	BTEX by 8021B	cVOCs by 8260	SVOCs by 8270				Notes
P05-05	P05	5	01 A-E	10/31/19	0900	Soil	5									X-per CT
P05-09	"	9	02	"	0910	"	"				X					11/4/19
P05-12	"	12	03	"	0920	"	"									ME
P05-15	"	15	04	"	0925	"	"				X					
P05-18	"	18	05	"	0935	"	"									
P05-20	"	20	06	"	0945	"	"									
P06-05	P06	5	07	"	1030	"	"									
P06-10	"	10	08	"	1040	"	"				X					
P06-15	"	15	09	"	1050	"	"				X					
P07-05	~~P07~~	5	10	"	1120	"	"									Samples received at 4 °C

SIGNATURE	PRINT NAME	COMPANY	DATE	TIME
Relinquished by:	Clare Tochilin	SoundEarth	11/1/19	0900
Received by:	Darrell Herzog	FedEx SDC	11/1/19	12:57
Relinquished by:				
Received by:	DO VO	F&BI	11-1-19	14.00

Friedman & Bruya, Inc.
3012 16th Avenue West
Seattle, WA 98119-2029
Ph. (206) 285-8282
Fax (206) 283-5044

SAMPLE CHAIN OF CUSTODY ME 11/01/19

VSS 11405

Page # 2 of 3

Send Report to _Clare Tochilin 911016

Company SoundEarth Strategies, Inc.

Address 2811 Fairview Avenue E, Suite 2000

City, State, ZIP Seattle, Washington 98102

Phone # 206-306-1900 Fax # 206-306-1907

SAMPLERS *(signature)*

PROJECT NAME/NO.: UW Laundry Property

PO #: 0987-022

REMARKS: HOLD

TURNAROUND TIME
~~Standard (2 Weeks)~~
RUSH
Rush charges authorized by:

SAMPLE DISPOSAL
Dispose after 30 days
Return samples
Will call with instructions

Sample ID	Sample Location	Sample Depth	Lab ID	Date Sampled	Time Sampled	Matrix	# of Jars	ANALYSES REQUESTED: NWTPH-Dx	NWTPH-Gx	BTEX by 8021B	cVOCs by 8260	SVOCs by 8270	cPAHs	MTCA 5		Notes
P07-10	P07	10	11 A-E	10/31/19	1130	soil	5				X					
P07-15	"	15	12	"	1140	"	"				X					
P08-05	P08	5	13	"	1215	"	"									
P08-10	"	10	14	"	1220	"	"				X					
P08-15	"	15	15	"	1230	"	"				X					
P09-05	P09	5	16	"	1325	"	"						X	X		
P09-10	"	10	17	"	1340	"	"									
P09-15	"	15	18	"	1350	"	"									
P09-20	"	20	19	"	1400	"	"									
P10-05	P10	5	20	"	1435	"	"						X	X		Samples received at 4 °C

Friedman & Bruya, Inc.
3012 16th Avenue West
Seattle, WA 98119-2029
Ph. (206) 285-8282
Fax (206) 283-5044

FORMS\COC\COC.DOC

SIGNATURE	PRINT NAME	COMPANY	DATE	TIME
Relinquished by:	Clare Tochilin	SoundEarth	11/1/19	0900
Received by:	Darnell Herzog	FedEx SDC	11/1/19	12:57
Relinquished by:				
Received by:	DOVO	FBI	11-1-19	14.00

SAMPLE CHAIN OF CUSTODY ME 11/01/19

VS 1/605

Page # 3 of 3 A05

Send Report to _Clare Tochilin 911016

Company SoundEarth Strategies, Inc.

Address 2811 Fairview Avenue E, Suite 2000

City, State, ZIP Seattle, Washington 98102

Phone # 206-306-1900 Fax # 206-306-1907

SAMPLERS (signature)

PROJECT NAME/NO.: UW Laundry Property

PO #: 0987-022

REMARKS: ~~HOLD~~

TURNAROUND TIME
~~Standard (2 Weeks)~~
RUSH
Rush charges authorized by:

SAMPLE DISPOSAL
Dispose after 30 days
Return samples
Will call with instructions

Sample ID	Sample Location	Sample Depth	Lab ID	Date Sampled	Time Sampled	Matrix	# of Jars	ANALYSES REQUESTED: NWTPH-Dx	NWTPH-Gx	BTEX by 8021B	cVOCs by 8260	SVOCs by 8270	C PAHs	MTCA 5 Metals		Notes
P10-10	P10	10	21 A-E	10/31/19	1505	Soil	5									
P10-15	"	15	22	"	1510	"	"									
P10-20	"	20	23	"	1520	"	"									
P11-05	P11	5	24	"	1615	"	"									
P11-10	"	10	25	"	1625	"	"									
P11-12	"	12	26	"	1635	"	"				X		X	X		
P11-15	"	15	27	"	1630	"	"									
P11-20	"	20	28	"	1655	"	"									
													Samples received at 4 °C			

(JT 11/1/19)

SIGNATURE	PRINT NAME	COMPANY	DATE	TIME
Relinquished by:	Clare Tochilin	SoundEarth	11/1/19	0900
Received by:	Darrell Herzog	FedEx SDC	11/1/19	12:57
Relinquished by:				
Received by:	DO UO	FBI	11-1-19	14.07

Friedman & Bruya, Inc.
3012 16th Avenue West
Seattle, WA 98119-2029
Ph. (206) 285-8282
Fax (206) 283-5044

FORMS\COC\COC.DOC

FRIEDMAN & BRUYA, INC.

ENVIRONMENTAL CHEMISTS

James E. Bruya, Ph.D.
Yelena Aravkina, M.S.
Michael Erdahl, B.S.
Arina Podnozova, B.S.
Eric Young, B.S.

3012 16th Avenue West
Seattle, WA 98119-2029
(206) 285-8282
fbi@isomedia.com
www.friedmanandbruya.com

November 18, 2019

Clare Tochilin, Project Manager
SoundEarth Strategies
2811 Fairview Ave. East, Suite 2000
Seattle, WA 98102

Dear Ms Tochilin:

Included are the additional results from the testing of material submitted on November 1, 2019 from the SOU_0987-022_ 20191101, F&BI 911016 project. There are 4 pages included in this report.

We appreciate this opportunity to be of service to you and hope you will call if you should have any questions.

Sincerely,

FRIEDMAN & BRUYA, INC.



Michael Erdahl
Project Manager

Enclosures
SOU1118R.DOC

CASE NARRATIVE

This case narrative encompasses samples received on November 1, 2019 by Friedman & Bruya, Inc. from the SoundEarth Strategies SOU_0987-022_ 20191101, F&BI 911016 project. Samples were logged in under the laboratory ID's listed below.

Laboratory ID	SoundEarth Strategies
911016 -01	P05-05
911016 -02	P05-09
911016 -03	P05-12
911016 -04	P05-15
911016 -05	P05-18
911016 -06	P05-20
911016 -07	P06-05
911016 -08	P06-10
911016 -09	P06-15
911016 -10	P07-05
911016 -11	P07-10
911016 -12	P07-15
911016 -13	P08-05
911016 -14	P08-10
911016 -15	P08-15
911016 -16	P09-05
911016 -17	P09-10
911016 -18	P09-15
911016 -19	P09-20
911016 -20	P10-05
911016 -21	P10-10
911016 -22	P10-15
911016 -23	P10-20
911016 -24	P11-05
911016 -25	P11-10
911016 -26	P11-12
911016 -27	P11-15
911016 -28	P11-20

All quality control requirements were acceptable.

Date of Report: 11/18/19
Date Received: 11/01/19
Project: SOU_0987-022_ 20191101, F&BI 911016
Date Extracted: 11/13/19
Date Analyzed: 11/13/19

RESULTS FROM THE ANALYSIS OF SOIL SAMPLES FOR TOTAL PETROLEUM HYDROCARBONS AS DIESEL AND MOTOR OIL USING METHOD NWTPH-Dx

Results Reported on a Dry Weight Basis
Results Reported as mg/kg (ppm)

Sample ID Laboratory ID	Diesel Range (C_{10}-C_{25})	Motor Oil Range (C_{25}-C_{36})	Surrogate (% Recovery) (Limit 53-144)
P11-12 911016-26	<50	510	90
P11-15 911016-27	<50	<250	107
Method Blank 09-2804 MB	<50	<250	101

Date of Report: 11/18/19
Date Received: 11/01/19
Project: SOU_0987-022_ 20191101, F&BI 911016

QUALITY ASSURANCE RESULTS FROM THE ANALYSIS OF SOIL SAMPLES FOR TOTAL PETROLEUM HYDROCARBONS AS DIESEL EXTENDED USING METHOD NWTPH-Dx

Laboratory Code: 911176-01 (Matrix Spike)

Analyte	Reporting Units	Spike Level	Sample Result (Wet Wt)	Percent Recovery MS	Percent Recovery MSD	Acceptance Criteria	RPD (Limit 20)
Diesel Extended	mg/kg (ppm)	5,000	18,000	90 b	207 b	64-133	79 b

Laboratory Code: Laboratory Control Sample

Analyte	Reporting Units	Spike Level	Percent Recovery LCS	Acceptance Criteria
Diesel Extended	mg/kg (ppm)	5,000	98	58-147

Data Qualifiers & Definitions

a - The analyte was detected at a level less than five times the reporting limit. The RPD results may not provide reliable information on the variability of the analysis.

b - The analyte was spiked at a level that was less than five times that present in the sample. Matrix spike recoveries may not be meaningful.

ca - The calibration results for the analyte were outside of acceptance criteria. The value reported is an estimate.

c - The presence of the analyte may be due to carryover from previous sample injections.

cf - The sample was centrifuged prior to analysis.

d - The sample was diluted. Detection limits were raised and surrogate recoveries may not be meaningful.

dv - Insufficient sample volume was available to achieve normal reporting limits.

f - The sample was laboratory filtered prior to analysis.

fb - The analyte was detected in the method blank.

fc - The analyte is a common laboratory and field contaminant.

hr - The sample and duplicate were reextracted and reanalyzed. RPD results were still outside of control limits. Variability is attributed to sample inhomogeneity.

hs - Headspace was present in the container used for analysis.

ht – The analysis was performed outside the method or client-specified holding time requirement.

ip - Recovery fell outside of control limits due to sample matrix effects.

j - The analyte concentration is reported below the lowest calibration standard. The value reported is an estimate.

J - The internal standard associated with the analyte is out of control limits. The reported concentration is an estimate.

jl - The laboratory control sample(s) percent recovery and/or RPD were out of control limits. The reported concentration should be considered an estimate.

js - The surrogate associated with the analyte is out of control limits. The reported concentration should be considered an estimate.

lc - The presence of the analyte is likely due to laboratory contamination.

L - The reported concentration was generated from a library search.

nm - The analyte was not detected in one or more of the duplicate analyses. Therefore, calculation of the RPD is not applicable.

pc - The sample was received with incorrect preservation or in a container not approved by the method. The value reported should be considered an estimate.

ve - The analyte response exceeded the valid instrument calibration range. The value reported is an estimate.

vo - The value reported fell outside the control limits established for this analyte.

x - The sample chromatographic pattern does not resemble the fuel standard used for quantitation.



Data File Name	: C:\HPCHEM\6\DATA\11-13-19\050F0901.D		
Operator	: TL	Page Number	: 1
Instrument	: GC6	Vial Number	: 50
Sample Name	: 911016-26	Injection Number	: 1
Run Time Bar Code:		Sequence Line	: 9
Acquired on	: 13 Nov 19 06:57 PM	Instrument Method	: DX.MTH
Report Created on	: 14 Nov 19 07:15 AM	Analysis Method	: DEFAULT.MTH



Data File Name : C:\HPCHEM\6\DATA\11-13-19\051F0901.D
Operator : TL
Instrument : GC6
Sample Name : 911016-27
Run Time Bar Code:
Acquired on : 13 Nov 19 07:08 PM
Report Created on: 14 Nov 19 07:16 AM

Page Number : 1
Vial Number : 51
Injection Number : 1
Sequence Line : 9
Instrument Method: DX.MTH
Analysis Method : DEFAULT.MTH



Data File Name : C:\HPCHEM\6\DATA\11-13-19\030F0501.D
Operator : TL
Instrument : GC6
Sample Name : 09-2804 mb
Run Time Bar Code:
Acquired on : 13 Nov 19 02:05 PM
Report Created on: 14 Nov 19 07:15 AM

Page Number : 1
Vial Number : 30
Injection Number : 1
Sequence Line : 5
Instrument Method: DX.MTH
Analysis Method : DEFAULT.MTH

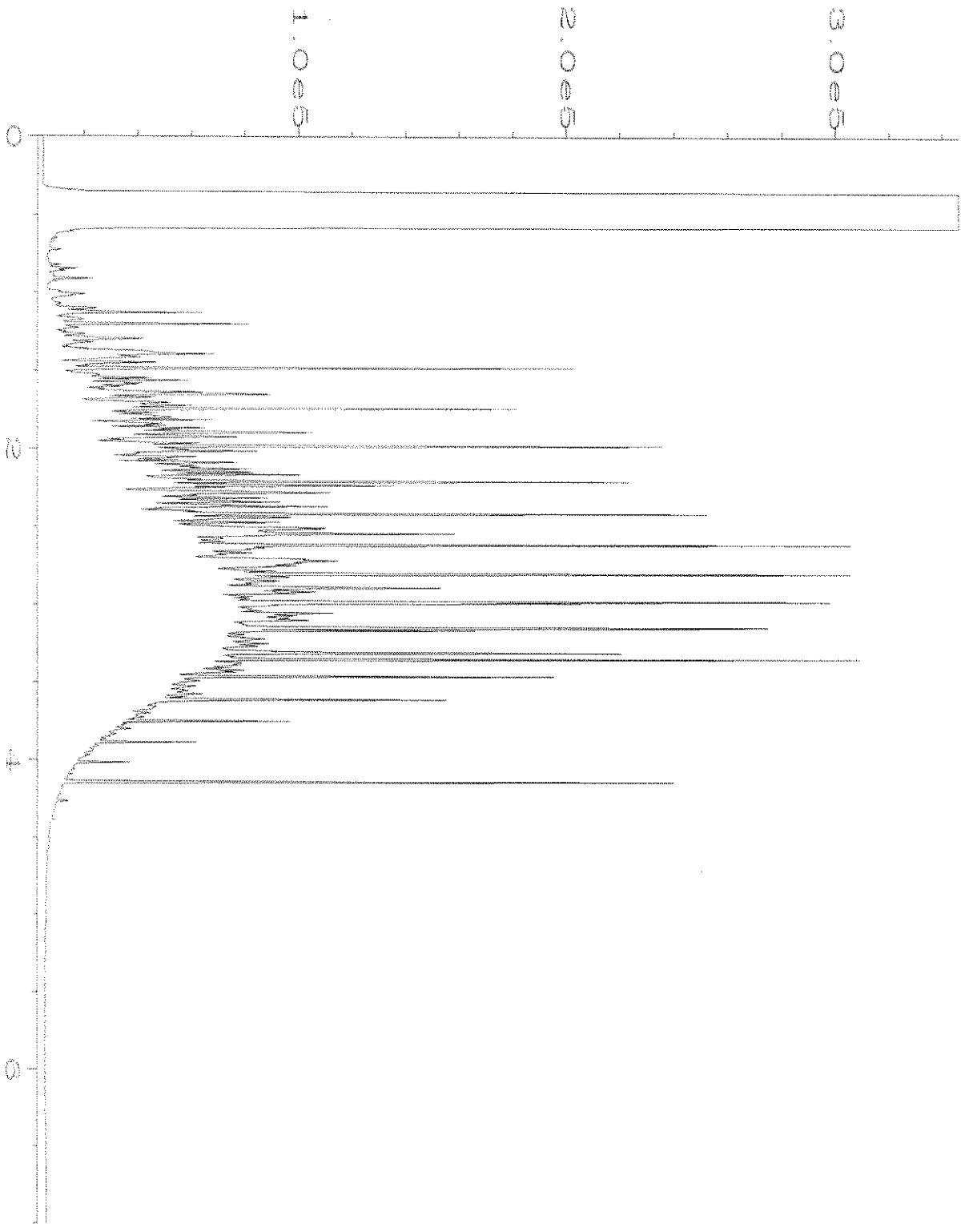

Data File Name	: C:\HPCHEM\6\DATA\11-13-19\005F0601.D		
Operator	: TL	Page Number	: 1
Instrument	: GC6	Vial Number	: 5
Sample Name	: 1000 Dx 58-146C	Injection Number	: 1
Run Time Bar Code:		Sequence Line	: 6
Acquired on	: 13 Nov 19 03:08 PM	Instrument Method	: DX.MTH
Report Created on	: 14 Nov 19 07:14 AM	Analysis Method	: DEFAULT.MTH

SAMPLE CHAIN OF CUSTODY

ME 11/01/19 VS3 405

Page # 1 of 3

Send Report to _Clare Tochilin 911016

Company SoundEarth Strategies, Inc.

Address 2811 Fairview Avenue E, Suite 2000

City, State, ZIP Seattle, Washington 98102

Phone # 206-306-1900 Fax # 206-306-1907

SAMPLERS (signature)

PROJECT NAME/NO.: UW Laundry Property

PO #: 0987-022

REMARKS: ~~Hold~~

TURNAROUND TIME
~~Standard (2 Weeks)~~
RUSH
Rush charges authorized by:

SAMPLE DISPOSAL
Dispose after 30 days
Return samples
Will call with instructions

Sample ID	Sample Location	Sample Depth	Lab ID	Date Sampled	Time Sampled	Matrix	# of Jars	ANALYSES REQUESTED: NWTPH-Dx	NWTPH-Gx	BTEX by 8021B	cVOCs by 8260	SVOCs by 8270				Notes
P05-05	P05	5	01 A/E	10/31/19	0910	Soil	5									X-per CT
P05-09	"	9	02	"	0910	"	"				X					11/4/19
P05-12	"	12	03	"	0920	"	"									ME
P05-15	"	15	04	"	0925	"	"				X					
P05-18	"	18	05	"	0935	"	"									
P05-20	"	20	06	"	0945	"	"									
P06-05	P06	5	07	"	1030	"	"									
P06-10	"	10	08	"	1040	"	"				X					
P06-15	"	15	09	"	1050	"	"				X					
P07-05	~~P07~~	5	10	"	1120	"	"									Samples received at 4 °C

Friedman & Bruya, Inc.
3012 16th Avenue West
Seattle, WA 98119-2029
Ph. (206) 285-8282
Fax (206) 283-5044

SIGNATURE	PRINT NAME	COMPANY	DATE	TIME
Relinquished by:	Clare Tochilin	SoundEarth	11/1/19	0900
Received by:	Darrell Herzog	FedEx SDC	11/1/19	12:57
Relinquished by:				
Received by:	DO VO	F&BI	11-1-19	14.04

FORMS\COC\COC.DOC

SAMPLE CHAIN OF CUSTODY ME 11/01/19

VS3/A05

Page # 2 of 3

Send Report to _Clare Tochilin 911016

Company SoundEarth Strategies, Inc.

Address 2811 Fairview Avenue E, Suite 2000

City, State, ZIP Seattle, Washington 98102

Phone # 206-306-1900 Fax # 206-306-1907

SAMPLERS *(signature)*

PROJECT NAME/NO. UW Laundry Property

PO # 0987-022

REMARKS HOLD

~~TURNAROUND~~ TIME
Standard (2 Weeks)
RUSH
Rush charges authorized by:

SAMPLE DISPOSAL
Dispose after 30 days
Return samples
Will call with instructions

Sample ID	Sample Location	Sample Depth	Lab ID	Date Sampled	Time Sampled	Matrix	# of Jars	ANALYSES REQUESTED: NWTPH-Dx	NWTPH-Gx	BTEX by 8021B	cVOCs by 8260	SVOCs by 8270	cPAHs	MTCA 5		Notes
P07-10	P07	10	11	10/31/19	1130	Soil	5				X					
P07-15	"	15	12	"	1140	"	"				X					
P08-05	P08	5	13	"	1215	"	"									
P08-10	"	10	14	"	1220	"	"				X					
P08-15	"	15	15	"	1230	"	"				X					
P09-05	P09	5	16	"	1325	"	"						X	X		
P09-10	"	10	17	"	1340	"	"									
P09-15	"	15	18	"	1350	"	"									
P09-20	"	20	19	"	1400	"	"									
P10-05	P10	5	20	"	1435	"	"									

Samples received at 4 °C

Friedman & Bruya, Inc.
3012 16th Avenue West
Seattle, WA 98119-2029
Ph. (206) 285-8282
Fax (206) 283-5044

SIGNATURE	PRINT NAME	COMPANY	DATE	TIME
Relinquished by:	Clare Tochilin	SoundEarth	11/1/19	0900
Received by:	Darnell Herzog	FedEx SDC	11/1/19	12:57
Relinquished by:				
Received by:	DO VO	FedEx	11-1-19	14:00

FORMS\COC\COC.DOC

SAMPLE CHAIN OF CUSTODY ME 11/01/19

VS 3 / ~~G05~~

Send Report to _Clare Tochilin 911016

Company SoundEarth Strategies, Inc.

Address 2811 Fairview Avenue E, Suite 2000

City, State, ZIP Seattle, Washington 98102

Phone # 206-306-1900 Fax # 206-306-1907

SAMPLERS (signature) [signature]

PROJECT NAME/NO. UW Laundry Property

PO # 0987-022

REMARKS ~~HOLD~~

Page # 3 of 3 A05

TURNAROUND TIME
~~Standard (2 Weeks)~~
RUSH
Rush charges authorized by:

SAMPLE DISPOSAL
Dispose after 30 days
Return samples
Will call with instructions

Sample ID	Sample Location	Sample Depth	Lab ID	Date Sampled	Time Sampled	Matrix	# of Jars	NWTPH-Dx	NWTPH-Gx	BTEX by 8021B	cVOCs by 8260	SVOCs by 8270	C PAHs	MTCA 5 Metals		Notes
P10-10	P10	10	21 A-E	10/31/19	1505	Soil	5									
P10-15		15	22		1510											
P10-20		20	23		1520											
P11-05	P11	5	24		1615											
P11-10		10	25		1625											
P11-12		12	26		1635			X			X		X	X		D, per CT
P11-15		15	27		1630			X								11/13/19 2nd TAT
P11-20		20	28		1655											ME

Samples received at 4 °C

CJT 11/1/19

Friedman & Bruya, Inc.
3012 16th Avenue West
Seattle, WA 98119-2029
Ph. (206) 285-8282
Fax (206) 283-5044

	SIGNATURE	PRINT NAME	COMPANY	DATE	TIME
Relinquished by:	[signature]	Clare Tochilin	SoundEarth	11/1/19	0900
Received by:	[signature]	Darrell Herzog	FedEx SDC	11/1/19	12:57
Relinquished by:					
Received by:	[signature]	DO VO	FBI	11-1-19	14.00

FORMS\COC\COC.DOC

FRIEDMAN & BRUYA, INC.

ENVIRONMENTAL CHEMISTS

James E. Bruya, Ph.D.
Yelena Aravkina, M.S.
Michael Erdahl, B.S.
Arina Podnozova, B.S.
Eric Young, B.S.

3012 16th Avenue West
Seattle, WA 98119-2029
(206) 285-8282
fbi@isomedia.com
www.friedmanandbruya.com

November 13, 2019

Clare Tochilin, Project Manager
SoundEarth Strategies
2811 Fairview Ave. East, Suite 2000
Seattle, WA 98102

Dear Ms Tochilin:

Included are the results from the testing of material submitted on November 1, 2019 from the SOU_0987-022_ 20191101, F&BI 911023 project. There are 38 pages included in this report. Any samples that may remain are currently scheduled for disposal in 30 days, or as directed by the Chain of Custody document. If you would like us to return your samples or arrange for long term storage at our offices, please contact us as soon as possible.

We appreciate this opportunity to be of service to you and hope you will call if you should have any questions.

Sincerely,

FRIEDMAN & BRUYA, INC.



Michael Erdahl
Project Manager

Enclosures
SOU1113R.DOC

FRIEDMAN & BRUYA, INC.

ENVIRONMENTAL CHEMISTS

CASE NARRATIVE

This case narrative encompasses samples received on November 1, 2019 by Friedman & Bruya, Inc. from the SoundEarth Strategies SOU_0987-022_ 20191101, F&BI 911023 project. Samples were logged in under the laboratory ID's listed below.

Laboratory ID	SoundEarth Strategies
911023 -01	P12-05
911023 -02	P12-10
911023 -03	P12-15
911023 -04	P12-20
911023 -05	P13-05
911023 -06	P13-10
911023 -07	P13-15
911023 -08	P14-05
911023 -09	P14-10
911023 -10	P14-15
911023 -11	P14-20
911023 -12	P15-05
911023 -13	P15-10
911023 -14	P15-15
911023 -15	P15-20
911023 -16	P16-05
911023 -17	P16-10
911023 -18	P16-15
911023 -19	P16-20
911023 -20	P17-05
911023 -21	P17-10
911023 -22	P17-15
911023 -23	P17-20
911023 -24	P17-25
911023 -25	P18-05
911023 -26	P18-10
911023 -27	P18-15
911023 -28	P18-20
911023 -29	P18-24

A 6020B internal standard failed the acceptance. The samples were diluted and reanalyzed with acceptable results. Both data sets were reported.

Methylene chlorde in the 8260C laboratory control sample and matrix spike and matrix spike duplicate relativer percent difference exceeded the acceptance criteria. The analyte was not detected in the sample, therefore the data were acceptable.

An 8270D internal standard failed the acceptance criteria for samples P13-10 and P18-05. The samples were diluted and reanalyzed with acceptable results. Both data sets were reported.

All other quality control requirements were acceptable.

Date of Report: 11/13/19
Date Received: 11/01/19
Project: SOU_0987-022_ 20191101, F&BI 911023
Date Extracted: 11/05/19
Date Analyzed: 11/06/19

RESULTS FROM THE ANALYSIS OF SOIL SAMPLES FOR BENZENE, TOLUENE, ETHYLBENZENE, XYLENES AND TPH AS GASOLINE USING METHODS 8021B AND NWTPH-Gx

Results Reported on a Dry Weight Basis
Results Reported as mg/kg (ppm)

Sample ID Laboratory ID	Benzene	Toluene	Ethyl Benzene	Total Xylenes	Gasoline Range	Surrogate (% Recovery) (Limit 50-150)
P14-10 911023-09	<0.02	<0.02	<0.02	<0.06	<5	84
P14-15 911023-10	<0.02	<0.02	<0.02	<0.06	<5	84
P15-10 911023-13	<0.02	<0.02	<0.02	<0.06	<5	84
P15-15 911023-14	<0.02	<0.02	<0.02	<0.06	<5	84
P16-15 911023-18	<0.02	<0.02	<0.02	<0.06	<5	85
P16-20 911023-19	<0.02	<0.02	<0.02	<0.06	<5	85
Method Blank 09-2716 MB	<0.02	<0.02	<0.02	<0.06	<5	85

Date of Report: 11/13/19
Date Received: 11/01/19
Project: SOU_0987-022_ 20191101, F&BI 911023
Date Extracted: 11/05/19
Date Analyzed: 11/05/19

RESULTS FROM THE ANALYSIS OF SOIL SAMPLES FOR TOTAL PETROLEUM HYDROCARBONS AS DIESEL AND MOTOR OIL USING METHOD NWTPH-Dx

Results Reported on a Dry Weight Basis
Results Reported as mg/kg (ppm)

Sample ID Laboratory ID	Diesel Range (C_{10}-C_{25})	Motor Oil Range (C_{25}-C_{36})	Surrogate (% Recovery) (Limit 56-165)
P14-10 911023-09	<50	480	102
P14-15 911023-10	<50	<250	104
P15-10 911023-13	<50	<250	102
P15-15 911023-14	<50	<250	102
P16-15 911023-18	660	<250	106
P16-20 911023-19	<50	<250	102
Method Blank 09-2713 MB	<50	<250	100

Analysis For Total Metals By EPA Method 6020B

Client ID:	P12-05	Client:	SoundEarth Strategies
Date Received:	11/01/19	Project:	SOU_0987-022_ 20191101
Date Extracted:	11/06/19	Lab ID:	911023-01
Date Analyzed:	11/06/19	Data File:	911023-01.082
Matrix:	Soil	Instrument:	ICPMS2
Units:	mg/kg (ppm) Dry Weight	Operator:	SP

Analyte:	Concentration mg/kg (ppm)
Arsenic	3.09
Cadmium	<1
Chromium	15.9 J
Lead	2.46
Mercury	<1

Analysis For Total Metals By EPA Method 6020B

Client ID:	P12-05	Client:	SoundEarth Strategies
Date Received:	11/01/19	Project:	SOU_0987-022_ 20191101
Date Extracted:	11/06/19	Lab ID:	911023-01 x5
Date Analyzed:	11/06/19	Data File:	911023-01 x5.175
Matrix:	Soil	Instrument:	ICPMS2
Units:	mg/kg (ppm) Dry Weight	Operator:	SP

Analyte:	Concentration mg/kg (ppm)
Chromium	17.0

Analysis For Total Metals By EPA Method 6020B

Client ID:	P13-10	Client:	SoundEarth Strategies
Date Received:	11/01/19	Project:	SOU_0987-022_ 20191101
Date Extracted:	11/06/19	Lab ID:	911023-06
Date Analyzed:	11/06/19	Data File:	911023-06.083
Matrix:	Soil	Instrument:	ICPMS2
Units:	mg/kg (ppm) Dry Weight	Operator:	SP

Analyte:	Concentration mg/kg (ppm)
Arsenic	3.55
Cadmium	<1
Chromium	21.1 J
Lead	80.0
Mercury	<1

Analysis For Total Metals By EPA Method 6020B

Client ID:	P13-10	Client:	SoundEarth Strategies
Date Received:	11/01/19	Project:	SOU_0987-022_ 20191101
Date Extracted:	11/06/19	Lab ID:	911023-06 x5
Date Analyzed:	11/06/19	Data File:	911023-06 x5.176
Matrix:	Soil	Instrument:	ICPMS2
Units:	mg/kg (ppm) Dry Weight	Operator:	SP

Analyte:	Concentration mg/kg (ppm)
Chromium	21.9

Analysis For Total Metals By EPA Method 6020B

Client ID:	P16-15	Client:	SoundEarth Strategies
Date Received:	11/01/19	Project:	SOU_0987-022_ 20191101
Date Extracted:	11/06/19	Lab ID:	911023-18
Date Analyzed:	11/06/19	Data File:	911023-18.084
Matrix:	Soil	Instrument:	ICPMS2
Units:	mg/kg (ppm) Dry Weight	Operator:	SP

Analyte:	Concentration mg/kg (ppm)
Arsenic	5.25
Cadmium	<1
Chromium	24.7 J
Lead	6.56
Mercury	<1

Analysis For Total Metals By EPA Method 6020B

Client ID:	P16-15	Client:	SoundEarth Strategies
Date Received:	11/01/19	Project:	SOU_0987-022_ 20191101
Date Extracted:	11/06/19	Lab ID:	911023-18 x5
Date Analyzed:	11/06/19	Data File:	911023-18 x5.180
Matrix:	Soil	Instrument:	ICPMS2
Units:	mg/kg (ppm) Dry Weight	Operator:	SP

Analyte:	Concentration mg/kg (ppm)
Chromium	24.6

Analysis For Total Metals By EPA Method 6020B

Client ID:	P17-05	Client:	SoundEarth Strategies
Date Received:	11/01/19	Project:	SOU_0987-022_ 20191101
Date Extracted:	11/06/19	Lab ID:	911023-20
Date Analyzed:	11/06/19	Data File:	911023-20.085
Matrix:	Soil	Instrument:	ICPMS2
Units:	mg/kg (ppm) Dry Weight	Operator:	SP

Analyte:	Concentration mg/kg (ppm)
Arsenic	4.86
Cadmium	<1
Chromium	41.3 J
Lead	34.8
Mercury	<1

Analysis For Total Metals By EPA Method 6020B

Client ID:	P17-05	Client:	SoundEarth Strategies
Date Received:	11/01/19	Project:	SOU_0987-022_ 20191101
Date Extracted:	11/06/19	Lab ID:	911023-20 x5
Date Analyzed:	11/06/19	Data File:	911023-20 x5.181
Matrix:	Soil	Instrument:	ICPMS2
Units:	mg/kg (ppm) Dry Weight	Operator:	SP

Analyte:	Concentration mg/kg (ppm)
Chromium	49.3

Analysis For Total Metals By EPA Method 6020B

Client ID:	P18-05	Client:	SoundEarth Strategies
Date Received:	11/01/19	Project:	SOU_0987-022_ 20191101
Date Extracted:	11/06/19	Lab ID:	911023-25
Date Analyzed:	11/06/19	Data File:	911023-25.134
Matrix:	Soil	Instrument:	ICPMS2
Units:	mg/kg (ppm) Dry Weight	Operator:	SP

Analyte:	Concentration mg/kg (ppm)
Arsenic	2.21
Cadmium	<1
Chromium	13.1 J
Lead	4.31
Mercury	<1

Analysis For Total Metals By EPA Method 6020B

Client ID:	P18-05	Client:	SoundEarth Strategies
Date Received:	11/01/19	Project:	SOU_0987-022_ 20191101
Date Extracted:	11/06/19	Lab ID:	911023-25 x5
Date Analyzed:	11/06/19	Data File:	911023-25 x5.182
Matrix:	Soil	Instrument:	ICPMS2
Units:	mg/kg (ppm) Dry Weight	Operator:	SP

Analyte:	Concentration mg/kg (ppm)
Chromium	13.5

Analysis For Total Metals By EPA Method 6020B

Client ID:	Method Blank	Client:	SoundEarth Strategies
Date Received:	NA	Project:	SOU_0987-022_ 20191101
Date Extracted:	11/06/19	Lab ID:	I9-708 mb2
Date Analyzed:	11/06/19	Data File:	I9-708 mb2.076
Matrix:	Soil	Instrument:	ICPMS2
Units:	mg/kg (ppm) Dry Weight	Operator:	SP

Analyte:	Concentration mg/kg (ppm)
Arsenic	<1
Cadmium	<1
Chromium	<1
Lead	<1
Mercury	<1

Analysis For Volatile Compounds By EPA Method 8260C

Client Sample ID:	P12-10	Client:	SoundEarth Strategies
Date Received:	11/01/19	Project:	SOU_0987-022_ 20191101
Date Extracted:	11/05/19	Lab ID:	911023-02
Date Analyzed:	11/05/19	Data File:	110512.D
Matrix:	Soil	Instrument:	GCMS4
Units:	mg/kg (ppm) Dry Weight	Operator:	MS

Surrogates:	% Recovery:	Lower Limit:	Upper Limit:
1,2-Dichloroethane-d4	104	62	145
Toluene-d8	106	55	145
4-Bromofluorobenzene	95	65	139

Compounds:	Concentration mg/kg (ppm)
Vinyl chloride	<0.05
Chloroethane	<0.5
1,1-Dichloroethene	<0.05
Methylene chloride	<0.5
trans-1,2-Dichloroethene	<0.05
1,1-Dichloroethane	<0.05
cis-1,2-Dichloroethene	<0.05
1,2-Dichloroethane (EDC)	<0.05
1,1,1-Trichloroethane	<0.05
Trichloroethene	<0.02
Tetrachloroethene	<0.025

Analysis For Volatile Compounds By EPA Method 8260C

Client Sample ID:	P12-15	Client:	SoundEarth Strategies
Date Received:	11/01/19	Project:	SOU_0987-022_ 20191101
Date Extracted:	11/05/19	Lab ID:	911023-03
Date Analyzed:	11/05/19	Data File:	110518.D
Matrix:	Soil	Instrument:	GCMS4
Units:	mg/kg (ppm) Dry Weight	Operator:	MS

Surrogates:	% Recovery:	Lower Limit:	Upper Limit:
1,2-Dichloroethane-d4	104	62	145
Toluene-d8	107	55	145
4-Bromofluorobenzene	91	65	139

Compounds:	Concentration mg/kg (ppm)
Vinyl chloride	<0.05
Chloroethane	<0.5
1,1-Dichloroethene	<0.05
Methylene chloride	<0.5
trans-1,2-Dichloroethene	<0.05
1,1-Dichloroethane	<0.05
cis-1,2-Dichloroethene	<0.05
1,2-Dichloroethane (EDC)	<0.05
1,1,1-Trichloroethane	<0.05
Trichloroethene	<0.02
Tetrachloroethene	<0.025

Analysis For Volatile Compounds By EPA Method 8260C

Client Sample ID:	P13-10	Client:	SoundEarth Strategies
Date Received:	11/01/19	Project:	SOU_0987-022_ 20191101
Date Extracted:	11/05/19	Lab ID:	911023-06
Date Analyzed:	11/05/19	Data File:	110519.D
Matrix:	Soil	Instrument:	GCMS4
Units:	mg/kg (ppm) Dry Weight	Operator:	MS

Surrogates:	% Recovery:	Lower Limit:	Upper Limit:
1,2-Dichloroethane-d4	105	62	145
Toluene-d8	110	55	145
4-Bromofluorobenzene	94	65	139

Compounds:	Concentration mg/kg (ppm)
Vinyl chloride	<0.05
Chloroethane	<0.5
1,1-Dichloroethene	<0.05
Methylene chloride	<0.5
trans-1,2-Dichloroethene	<0.05
1,1-Dichloroethane	<0.05
cis-1,2-Dichloroethene	<0.05
1,2-Dichloroethane (EDC)	<0.05
1,1,1-Trichloroethane	<0.05
Trichloroethene	<0.02
Tetrachloroethene	<0.025

Analysis For Volatile Compounds By EPA Method 8260C

Client Sample ID:	P13-15	Client:	SoundEarth Strategies
Date Received:	11/01/19	Project:	SOU_0987-022_ 20191101
Date Extracted:	11/05/19	Lab ID:	911023-07
Date Analyzed:	11/05/19	Data File:	110520.D
Matrix:	Soil	Instrument:	GCMS4
Units:	mg/kg (ppm) Dry Weight	Operator:	MS

Surrogates:	% Recovery:	Lower Limit:	Upper Limit:
1,2-Dichloroethane-d4	107	62	145
Toluene-d8	109	55	145
4-Bromofluorobenzene	93	65	139

Compounds:	Concentration mg/kg (ppm)
Vinyl chloride	<0.05
Chloroethane	<0.5
1,1-Dichloroethene	<0.05
Methylene chloride	<0.5
trans-1,2-Dichloroethene	<0.05
1,1-Dichloroethane	<0.05
cis-1,2-Dichloroethene	<0.05
1,2-Dichloroethane (EDC)	<0.05
1,1,1-Trichloroethane	<0.05
Trichloroethene	<0.02
Tetrachloroethene	<0.025

Analysis For Volatile Compounds By EPA Method 8260C

Client Sample ID:	P14-10	Client:	SoundEarth Strategies
Date Received:	11/01/19	Project:	SOU_0987-022_ 20191101
Date Extracted:	11/05/19	Lab ID:	911023-09
Date Analyzed:	11/05/19	Data File:	110521.D
Matrix:	Soil	Instrument:	GCMS4
Units:	mg/kg (ppm) Dry Weight	Operator:	MS

Surrogates:	% Recovery:	Lower Limit:	Upper Limit:
1,2-Dichloroethane-d4	105	62	145
Toluene-d8	112	55	145
4-Bromofluorobenzene	97	65	139

Compounds:	Concentration mg/kg (ppm)
Vinyl chloride	<0.05
Chloroethane	<0.5
1,1-Dichloroethene	<0.05
Methylene chloride	<0.5
trans-1,2-Dichloroethene	<0.05
1,1-Dichloroethane	<0.05
cis-1,2-Dichloroethene	<0.05
1,2-Dichloroethane (EDC)	<0.05
1,1,1-Trichloroethane	<0.05
Trichloroethene	<0.02
Tetrachloroethene	<0.025

Analysis For Volatile Compounds By EPA Method 8260C

Client Sample ID:	P14-15	Client:	SoundEarth Strategies
Date Received:	11/01/19	Project:	SOU_0987-022_ 20191101
Date Extracted:	11/05/19	Lab ID:	911023-10
Date Analyzed:	11/05/19	Data File:	110522.D
Matrix:	Soil	Instrument:	GCMS4
Units:	mg/kg (ppm) Dry Weight	Operator:	MS

Surrogates:	% Recovery:	Lower Limit:	Upper Limit:
1,2-Dichloroethane-d4	107	62	145
Toluene-d8	112	55	145
4-Bromofluorobenzene	95	65	139

Compounds:	Concentration mg/kg (ppm)
Vinyl chloride	<0.05
Chloroethane	<0.5
1,1-Dichloroethene	<0.05
Methylene chloride	<0.5
trans-1,2-Dichloroethene	<0.05
1,1-Dichloroethane	<0.05
cis-1,2-Dichloroethene	<0.05
1,2-Dichloroethane (EDC)	<0.05
1,1,1-Trichloroethane	<0.05
Trichloroethene	<0.02
Tetrachloroethene	<0.025

Analysis For Volatile Compounds By EPA Method 8260C

Client Sample ID:	P16-10	Client:	SoundEarth Strategies
Date Received:	11/01/19	Project:	SOU_0987-022_ 20191101
Date Extracted:	11/05/19	Lab ID:	911023-17
Date Analyzed:	11/05/19	Data File:	110523.D
Matrix:	Soil	Instrument:	GCMS4
Units:	mg/kg (ppm) Dry Weight	Operator:	MS

Surrogates:	% Recovery:	Lower Limit:	Upper Limit:
1,2-Dichloroethane-d4	108	62	145
Toluene-d8	113	55	145
4-Bromofluorobenzene	98	65	139

Compounds:	Concentration mg/kg (ppm)
Vinyl chloride	<0.05
Chloroethane	<0.5
1,1-Dichloroethene	<0.05
Methylene chloride	<0.5
trans-1,2-Dichloroethene	<0.05
1,1-Dichloroethane	<0.05
cis-1,2-Dichloroethene	<0.05
1,2-Dichloroethane (EDC)	<0.05
1,1,1-Trichloroethane	<0.05
Trichloroethene	<0.02
Tetrachloroethene	<0.025

Analysis For Volatile Compounds By EPA Method 8260C

Client Sample ID:	P16-15	Client:	SoundEarth Strategies
Date Received:	11/01/19	Project:	SOU_0987-022_ 20191101
Date Extracted:	11/05/19	Lab ID:	911023-18
Date Analyzed:	11/05/19	Data File:	110524.D
Matrix:	Soil	Instrument:	GCMS4
Units:	mg/kg (ppm) Dry Weight	Operator:	MS

Surrogates:	% Recovery:	Lower Limit:	Upper Limit:
1,2-Dichloroethane-d4	107	62	145
Toluene-d8	113	55	145
4-Bromofluorobenzene	95	65	139

Compounds:	Concentration mg/kg (ppm)
Vinyl chloride	<0.05
Chloroethane	<0.5
1,1-Dichloroethene	<0.05
Methylene chloride	<0.5
trans-1,2-Dichloroethene	<0.05
1,1-Dichloroethane	<0.05
cis-1,2-Dichloroethene	<0.05
1,2-Dichloroethane (EDC)	<0.05
1,1,1-Trichloroethane	<0.05
Trichloroethene	<0.02
Tetrachloroethene	<0.025

Analysis For Volatile Compounds By EPA Method 8260C

Client Sample ID:	P16-20	Client:	SoundEarth Strategies
Date Received:	11/01/19	Project:	SOU_0987-022_ 20191101
Date Extracted:	11/05/19	Lab ID:	911023-19
Date Analyzed:	11/05/19	Data File:	110525.D
Matrix:	Soil	Instrument:	GCMS4
Units:	mg/kg (ppm) Dry Weight	Operator:	MS

Surrogates:	% Recovery:	Lower Limit:	Upper Limit:
1,2-Dichloroethane-d4	105	62	145
Toluene-d8	113	55	145
4-Bromofluorobenzene	96	65	139

Compounds:	Concentration mg/kg (ppm)
Vinyl chloride	<0.05
Chloroethane	<0.5
1,1-Dichloroethene	<0.05
Methylene chloride	<0.5
trans-1,2-Dichloroethene	<0.05
1,1-Dichloroethane	<0.05
cis-1,2-Dichloroethene	<0.05
1,2-Dichloroethane (EDC)	<0.05
1,1,1-Trichloroethane	<0.05
Trichloroethene	<0.02
Tetrachloroethene	<0.025

Analysis For Volatile Compounds By EPA Method 8260C

Client Sample ID:	Method Blank	Client:	SoundEarth Strategies
Date Received:	Not Applicable	Project:	SOU_0987-022_ 20191101
Date Extracted:	11/05/19	Lab ID:	09-2681 mb2
Date Analyzed:	11/05/19	Data File:	110510.D
Matrix:	Soil	Instrument:	GCMS4
Units:	mg/kg (ppm) Dry Weight	Operator:	MS

Surrogates:	% Recovery:	Lower Limit:	Upper Limit:
1,2-Dichloroethane-d4	104	62	145
Toluene-d8	105	55	145
4-Bromofluorobenzene	94	65	139

Compounds:	Concentration mg/kg (ppm)
Vinyl chloride	<0.05
Chloroethane	<0.5
1,1-Dichloroethene	<0.05
Methylene chloride	<0.5
trans-1,2-Dichloroethene	<0.05
1,1-Dichloroethane	<0.05
cis-1,2-Dichloroethene	<0.05
1,2-Dichloroethane (EDC)	<0.05
1,1,1-Trichloroethane	<0.05
Trichloroethene	<0.02
Tetrachloroethene	<0.025

Analysis For Semivolatile Compounds By EPA Method 8270D SIM

Client Sample ID:	P12-05	Client:	SoundEarth Strategies
Date Received:	11/01/19	Project:	SOU_0987-022_ 20191101
Date Extracted:	11/05/19	Lab ID:	911023-01 1/5
Date Analyzed:	11/08/19	Data File:	110815.D
Matrix:	Soil	Instrument:	GCMS6
Units:	mg/kg (ppm) Dry Weight	Operator:	VM

Surrogates:	% Recovery:	Lower Limit:	Upper Limit:
Anthracene-d10	88	31	163
Benzo(a)anthracene-d12	91	24	168

Compounds:	Concentration mg/kg (ppm)
Benz(a)anthracene	<0.01
Chrysene	<0.01
Benzo(a)pyrene	<0.01
Benzo(b)fluoranthene	<0.01
Benzo(k)fluoranthene	<0.01
Indeno(1,2,3-cd)pyrene	<0.01
Dibenz(a,h)anthracene	<0.01

Analysis For Semivolatile Compounds By EPA Method 8270D SIM

Client Sample ID:	P13-10	Client:	SoundEarth Strategies
Date Received:	11/01/19	Project:	SOU_0987-022_ 20191101
Date Extracted:	11/05/19	Lab ID:	911023-06 1/25
Date Analyzed:	11/09/19	Data File:	110835.D
Matrix:	Soil	Instrument:	GCMS6
Units:	mg/kg (ppm) Dry Weight	Operator:	ya

Surrogates:	% Recovery:	Lower Limit:	Upper Limit:
Anthracene-d10	96 d	31	163
Benzo(a)anthracene-d12	87 d	24	168

Compounds:	Concentration mg/kg (ppm)
Benz(a)anthracene	0.097
Chrysene	0.47
Benzo(a)pyrene	0.052 J
Benzo(b)fluoranthene	0.11 J
Benzo(k)fluoranthene	0.085 J
Indeno(1,2,3-cd)pyrene	<0.05 J
Dibenz(a,h)anthracene	<0.05 J

Analysis For Semivolatile Compounds By EPA Method 8270D SIM

Client Sample ID:	P13-10	Client:	SoundEarth Strategies
Date Received:	11/01/19	Project:	SOU_0987-022_ 20191101
Date Extracted:	11/05/19	Lab ID:	911023-06 1/250
Date Analyzed:	11/06/19	Data File:	110621.D
Matrix:	Soil	Instrument:	GCMS6
Units:	mg/kg (ppm) Dry Weight	Operator:	VM

Surrogates:	% Recovery:	Lower Limit:	Upper Limit:
Anthracene-d10	191 d	31	163
Benzo(a)anthracene-d12	129 d	24	168

Compounds:	Concentration mg/kg (ppm)
Benz(a)anthracene	<0.5
Chrysene	<0.5
Benzo(a)pyrene	<0.5
Benzo(b)fluoranthene	<0.5
Benzo(k)fluoranthene	<0.5
Indeno(1,2,3-cd)pyrene	<0.5
Dibenz(a,h)anthracene	<0.5

Analysis For Semivolatile Compounds By EPA Method 8270D SIM

Client Sample ID:	P16-15	Client:	SoundEarth Strategies
Date Received:	11/01/19	Project:	SOU_0987-022_ 20191101
Date Extracted:	11/05/19	Lab ID:	911023-18 1/5
Date Analyzed:	11/08/19	Data File:	110816.D
Matrix:	Soil	Instrument:	GCMS6
Units:	mg/kg (ppm) Dry Weight	Operator:	VM

Surrogates:	% Recovery:	Lower Limit:	Upper Limit:
Anthracene-d10	89	31	163
Benzo(a)anthracene-d12	93	24	168

Compounds:	Concentration mg/kg (ppm)
Benz(a)anthracene	<0.01
Chrysene	<0.01
Benzo(a)pyrene	<0.01
Benzo(b)fluoranthene	<0.01
Benzo(k)fluoranthene	<0.01
Indeno(1,2,3-cd)pyrene	<0.01
Dibenz(a,h)anthracene	<0.01

Analysis For Semivolatile Compounds By EPA Method 8270D SIM

Client Sample ID:	P17-05	Client:	SoundEarth Strategies
Date Received:	11/01/19	Project:	SOU_0987-022_ 20191101
Date Extracted:	11/05/19	Lab ID:	911023-20 1/5
Date Analyzed:	11/08/19	Data File:	110817.D
Matrix:	Soil	Instrument:	GCMS6
Units:	mg/kg (ppm) Dry Weight	Operator:	VM

Surrogates:	% Recovery:	Lower Limit:	Upper Limit:
Anthracene-d10	93	31	163
Benzo(a)anthracene-d12	93	24	168

Compounds:	Concentration mg/kg (ppm)
Benz(a)anthracene	0.013
Chrysene	0.015
Benzo(a)pyrene	0.012
Benzo(b)fluoranthene	0.016
Benzo(k)fluoranthene	<0.01
Indeno(1,2,3-cd)pyrene	<0.01
Dibenz(a,h)anthracene	<0.01

Analysis For Semivolatile Compounds By EPA Method 8270D SIM

Client Sample ID:	P18-05	Client:	SoundEarth Strategies
Date Received:	11/01/19	Project:	SOU_0987-022_ 20191101
Date Extracted:	11/05/19	Lab ID:	911023-25 1/25
Date Analyzed:	11/09/19	Data File:	110836.D
Matrix:	Soil	Instrument:	GCMS6
Units:	mg/kg (ppm) Dry Weight	Operator:	ya

Surrogates:	% Recovery:	Lower Limit:	Upper Limit:
Anthracene-d10	101 d	31	163
Benzo(a)anthracene-d12	96 d	24	168

Compounds:	Concentration mg/kg (ppm)
Benz(a)anthracene	<0.05
Chrysene	0.18
Benzo(a)pyrene	<0.05 J
Benzo(b)fluoranthene	0.052 J
Benzo(k)fluoranthene	<0.05 J
Indeno(1,2,3-cd)pyrene	<0.05 J
Dibenz(a,h)anthracene	<0.05 J

Analysis For Semivolatile Compounds By EPA Method 8270D SIM

Client Sample ID:	P18-05	Client:	SoundEarth Strategies
Date Received:	11/01/19	Project:	SOU_0987-022_ 20191101
Date Extracted:	11/05/19	Lab ID:	911023-25 1/250
Date Analyzed:	11/07/19	Data File:	110715.D
Matrix:	Soil	Instrument:	GCMS6
Units:	mg/kg (ppm) Dry Weight	Operator:	VM

Surrogates:	% Recovery:	Lower Limit:	Upper Limit:
Anthracene-d10	160 d	31	163
Benzo(a)anthracene-d12	90 d	24	168

Compounds:	Concentration mg/kg (ppm)
Benz(a)anthracene	<0.5
Chrysene	<0.5
Benzo(a)pyrene	<0.5
Benzo(b)fluoranthene	<0.5
Benzo(k)fluoranthene	<0.5
Indeno(1,2,3-cd)pyrene	<0.5
Dibenz(a,h)anthracene	<0.5

Analysis For Semivolatile Compounds By EPA Method 8270D SIM

Client Sample ID:	Method Blank	Client:	SoundEarth Strategies
Date Received:	Not Applicable	Project:	SOU_0987-022_ 20191101
Date Extracted:	11/05/19	Lab ID:	09-2714 mb 1/5
Date Analyzed:	11/06/19	Data File:	110607.D
Matrix:	Soil	Instrument:	GCMS6
Units:	mg/kg (ppm) Dry Weight	Operator:	VM

Surrogates:	% Recovery:	Lower Limit:	Upper Limit:
Anthracene-d10	89	31	163
Benzo(a)anthracene-d12	92	24	168

Compounds:	Concentration mg/kg (ppm)
Benz(a)anthracene	<0.01
Chrysene	<0.01
Benzo(a)pyrene	<0.01
Benzo(b)fluoranthene	<0.01
Benzo(k)fluoranthene	<0.01
Indeno(1,2,3-cd)pyrene	<0.01
Dibenz(a,h)anthracene	<0.01

Date of Report: 11/13/19
Date Received: 11/01/19
Project: SOU_0987-022_ 20191101, F&BI 911023

QUALITY ASSURANCE RESULTS FOR THE ANALYSIS OF SOIL SAMPLES FOR BENZENE, TOLUENE, ETHYLBENZENE, XYLENES, AND TPH AS GASOLINE USING EPA METHOD 8021B AND NWTPH-Gx

Laboratory Code: 911023-09 (Duplicate)

Analyte	Reporting Units	Sample Result (Wet Wt)	Duplicate Result (Wet Wt)	RPD (Limit 20)
Benzene	mg/kg (ppm)	<0.02	<0.02	nm
Toluene	mg/kg (ppm)	<0.02	0.051	nm
Ethylbenzene	mg/kg (ppm)	<0.02	<0.02	nm
Xylenes	mg/kg (ppm)	<0.06	0.076	nm
Gasoline	mg/kg (ppm)	<5	<5	nm

Laboratory Code: Laboratory Control Sample

Analyte	Reporting Units	Spike Level	Percent Recovery LCS	Acceptance Criteria
Benzene	mg/kg (ppm)	0.5	101	69-120
Toluene	mg/kg (ppm)	0.5	99	70-117
Ethylbenzene	mg/kg (ppm)	0.5	97	65-123
Xylenes	mg/kg (ppm)	1.5	100	66-120
Gasoline	mg/kg (ppm)	20	115	71-131

Date of Report: 11/13/19
Date Received: 11/01/19
Project: SOU_0987-022_ 20191101, F&BI 911023

QUALITY ASSURANCE RESULTS FROM THE ANALYSIS OF SOIL SAMPLES FOR TOTAL PETROLEUM HYDROCARBONS AS DIESEL EXTENDED USING METHOD NWTPH-Dx

Laboratory Code: 911045-01 (Matrix Spike)

Analyte	Reporting Units	Spike Level	Sample Result (Wet Wt)	Percent Recovery MS	Percent Recovery MSD	Acceptance Criteria	RPD (Limit 20)
Diesel Extended	mg/kg (ppm)	5,000	<50	120	120	63-146	0

Laboratory Code: Laboratory Control Sample

Analyte	Reporting Units	Spike Level	Percent Recovery LCS	Acceptance Criteria
Diesel Extended	mg/kg (ppm)	5,000	120	79-144

Date of Report: 11/13/19
Date Received: 11/01/19
Project: SOU_0987-022_ 20191101, F&BI 911023

QUALITY ASSURANCE RESULTS FOR THE ANALYSIS OF SOIL SAMPLES FOR TOTAL METALS USING EPA METHOD 6020B

Laboratory Code: 910613-113 (Matrix Spike)

Analyte	Reporting Units	Spike Level	Sample Result (Wet wt)	Percent Recovery MS	Percent Recovery MSD	Acceptance Criteria	RPD (Limit 20)
Arsenic	mg/kg (ppm)	10	<1 ca	87	86	75-125	1
Cadmium	mg/kg (ppm)	5	<1	95	93	75-125	2
Chromium	mg/kg (ppm)	20	11.3	84 b	74 b	75-125	13 b
Lead	mg/kg (ppm)	10	4.27	85	78	75-125	9
Mercury	mg/kg (ppm	5	<1 ca	86	87	75-125	1

Laboratory Code: Laboratory Control Sample

Analyte	Reporting Units	Spike Level	Percent Recovery LCS	Acceptance Criteria
Arsenic	mg/kg (ppm)	10	98	80-120
Cadmium	mg/kg (ppm)	5	97	80-120
Chromium	mg/kg (ppm)	20	107	80-120
Lead	mg/kg (ppm)	10	97	80-120
Mercury	mg/kg (ppm)	5	84	80-120

Date of Report: 11/13/19
Date Received: 11/01/19
Project: SOU_0987-022_ 20191101, F&BI 911023

QUALITY ASSURANCE RESULTS FOR THE ANALYSIS OF SOIL SAMPLES FOR VOLATILES BY EPA METHOD 8260C

Laboratory Code: 911006-02 (Matrix Spike)

Analyte	Reporting Units	Spike Level	Sample Result (Wet wt)	Percent Recovery MS	Percent Recovery MSD	Acceptance Criteria	RPD (Limit 20)
Vinyl chloride	mg/kg (ppm)	2.5	<0.05	68	63	10-91	8
Chloroethane	mg/kg (ppm)	2.5	<0.5	83	77	10-101	7
1,1-Dichloroethene	mg/kg (ppm)	2.5	<0.05	93	82	22-107	13
Methylene chloride	mg/kg (ppm)	2.5	<0.5	93	73	14-128	24 vo
trans-1,2-Dichloroethene	mg/kg (ppm)	2.5	<0.05	97	90	13-112	7
1,1-Dichloroethane	mg/kg (ppm)	2.5	<0.05	89	83	23-115	7
cis-1,2-Dichloroethene	mg/kg (ppm)	2.5	<0.05	97	90	25-120	7
1,2-Dichloroethane (EDC)	mg/kg (ppm)	2.5	<0.05	87	83	22-124	5
1,1,1-Trichloroethane	mg/kg (ppm)	2.5	<0.05	97	89	27-112	9
Trichloroethene	mg/kg (ppm)	2.5	<0.02	88	85	30-112	3
Tetrachloroethene	mg/kg (ppm)	2.5	<0.025	97	94	25-114	3

Laboratory Code: Laboratory Control Sample

Analyte	Reporting Units	Spike Level	Percent Recovery LCS	Acceptance Criteria
Vinyl chloride	mg/kg (ppm)	2.5	83	42-107
Chloroethane	mg/kg (ppm)	2.5	94	47-115
1,1-Dichloroethene	mg/kg (ppm)	2.5	97	65-110
Methylene chloride	mg/kg (ppm)	2.5	219 vo	50-127
trans-1,2-Dichloroethene	mg/kg (ppm)	2.5	102	71-113
1,1-Dichloroethane	mg/kg (ppm)	2.5	90	74-109
cis-1,2-Dichloroethene	mg/kg (ppm)	2.5	100	73-110
1,2-Dichloroethane (EDC)	mg/kg (ppm)	2.5	82	73-111
1,1,1-Trichloroethane	mg/kg (ppm)	2.5	96	72-116
Trichloroethene	mg/kg (ppm)	2.5	83	72-107
Tetrachloroethene	mg/kg (ppm)	2.5	93	73-111

Date of Report: 11/13/19
Date Received: 11/01/19
Project: SOU_0987-022_ 20191101, F&BI 911023

QUALITY ASSURANCE RESULTS FOR THE ANALYSIS OF SOIL SAMPLES FOR PAHS BY EPA METHOD 8270D SIM

Laboratory Code: 911064-02 1/5 (Matrix Spike)

Analyte	Reporting Units	Spike Level	Sample Result (Wet wt)	Percent Recovery MS	Acceptance Criteria
Benz(a)anthracene	mg/kg (ppm)	0.17	<0.01	81	23-144
Chrysene	mg/kg (ppm)	0.17	<0.01	83	32-149
Benzo(b)fluoranthene	mg/kg (ppm)	0.17	<0.01	66	23-176
Benzo(k)fluoranthene	mg/kg (ppm)	0.17	<0.01	71	42-139
Benzo(a)pyrene	mg/kg (ppm)	0.17	<0.01	66	21-163
Indeno(1,2,3-cd)pyrene	mg/kg (ppm)	0.17	<0.01	69	23-170
Dibenz(a,h)anthracene	mg/kg (ppm)	0.17	<0.01	69	31-146

Laboratory Code: Laboratory Control Sample 1/5

Analyte	Reporting Units	Spike Level	Percent Recovery LCS	Percent Recovery LCSD	Acceptance Criteria	RPD (Limit 20)
Benz(a)anthracene	mg/kg (ppm)	0.17	86	88	51-115	2
Chrysene	mg/kg (ppm)	0.17	90	92	55-129	2
Benzo(b)fluoranthene	mg/kg (ppm)	0.17	75	72	56-123	4
Benzo(k)fluoranthene	mg/kg (ppm)	0.17	75	78	54-131	4
Benzo(a)pyrene	mg/kg (ppm)	0.17	67	69	51-118	3
Indeno(1,2,3-cd)pyrene	mg/kg (ppm)	0.17	67	68	49-148	1
Dibenz(a,h)anthracene	mg/kg (ppm)	0.17	66	71	50-141	7

Data Qualifiers & Definitions

a - The analyte was detected at a level less than five times the reporting limit. The RPD results may not provide reliable information on the variability of the analysis.

b - The analyte was spiked at a level that was less than five times that present in the sample. Matrix spike recoveries may not be meaningful.

ca - The calibration results for the analyte were outside of acceptance criteria. The value reported is an estimate.

c - The presence of the analyte may be due to carryover from previous sample injections.

cf - The sample was centrifuged prior to analysis.

d - The sample was diluted. Detection limits were raised and surrogate recoveries may not be meaningful.

dv - Insufficient sample volume was available to achieve normal reporting limits.

f - The sample was laboratory filtered prior to analysis.

fb - The analyte was detected in the method blank.

fc - The analyte is a common laboratory and field contaminant.

hr - The sample and duplicate were reextracted and reanalyzed. RPD results were still outside of control limits. Variability is attributed to sample inhomogeneity.

hs - Headspace was present in the container used for analysis.

ht – The analysis was performed outside the method or client-specified holding time requirement.

ip - Recovery fell outside of control limits due to sample matrix effects.

j - The analyte concentration is reported below the lowest calibration standard. The value reported is an estimate.

J - The internal standard associated with the analyte is out of control limits. The reported concentration is an estimate.

jl - The laboratory control sample(s) percent recovery and/or RPD were out of control limits. The reported concentration should be considered an estimate.

js - The surrogate associated with the analyte is out of control limits. The reported concentration should be considered an estimate.

lc - The presence of the analyte is likely due to laboratory contamination.

L - The reported concentration was generated from a library search.

nm - The analyte was not detected in one or more of the duplicate analyses. Therefore, calculation of the RPD is not applicable.

pc - The sample was received with incorrect preservation or in a container not approved by the method. The value reported should be considered an estimate.

ve - The analyte response exceeded the valid instrument calibration range. The value reported is an estimate.

vo - The value reported fell outside the control limits established for this analyte.

x - The sample chromatographic pattern does not resemble the fuel standard used for quantitation.

911023

SAMPLE CHAIN OF CUSTODY ME 11-01-19

USS/AOS

Page # 1 of 3

Send Report to Clare Tochilin

Company SoundEarth Strategies, Inc.

Address 2811 Fairview Avenue E, Suite 2000

City, State, ZIP Seattle, Washington 98102

Phone # 206-306-1900 Fax # 206-306-1907

SAMPLERS (signature) Kyle Lowry

PROJECT NAME/NO.: UW Laundry Property

PO #: 0987-022

REMARKS: HOLD

TURNAROUND TIME
Standard (2 Weeks)
RUSH
Rush charges authorized by:

SAMPLE DISPOSAL
Dispose after 30 days
Return samples
Will call with instructions

Sample ID	Sample Location	Sample Depth	Lab ID	Date Sampled	Time Sampled	Matrix	# of Jars	ANALYSES REQUESTED: NWTPH-Dx	NWTPH-Gx	BTEX by 8021B	cVOCs by 8260	SVOCs by 8270	cPAHs	MTCAS Metals		Notes
P12-05	P12	5	01 AE	11/01/19	0745	Soil	5						X	X		X-per CT 11/4/19 ME
P12-10		10	02		0755						X					
P12-15		15	03		0800						X					
P12-20		20	04		0810											
P13-05	P13	5	05		0905											
P13-10		10	06		0915						X		X	X		
P13-15		15	07		0940						X				NJD 11/04	VOA label P13-20
P14-05	P14	5	08		1025											
P14-10		10	09		1035			X	X	X	X					
P14-15		15	10		1045			X	X	X	X					

Friedman & Bruya, Inc.
3012 16th Avenue West
Seattle, WA 98119-2029
Ph. (206) 285-8282
Fax (206) 283-5044

SIGNATURE	PRINT NAME	COMPANY	DATE	TIME
Relinquished by: Kyle Lowry	Kyle Lowry	SES	11/01/19	1755
Received by:	BISRAT TADESSE	FBI	11/01/19	1755
Relinquished by:				
Received by:		Samples received at 3 °C		

FORMS\COC\COC.DOC

911023

SAMPLE CHAIN OF CUSTODY ME 11-01-19 VS3/ADS

Page # 2 of 3

Send Report to _Clare Tochilin

Company SoundEarth Strategies, Inc.

Address 2811 Fairview Avenue E, Suite 2000

City, State, ZIP Seattle, Washington 98102

Phone # 206-306-1900 Fax # 206-306-1907

SAMPLERS (signature) Kyle Lowry

PROJECT NAME/NO. UW Laundry Property

PO # 0987-022

REMARKS ~~HOLD~~

TURNAROUND TIME
Standard (2 Weeks)
RUSH
Rush charges authorized by:

SAMPLE DISPOSAL
Dispose after 30 days
Return samples
Will call with instructions

Sample ID	Sample Location	Sample Depth	Lab ID	Date Sampled	Time Sampled	Matrix	# of Jars	ANALYSES REQUESTED: NWTPH-Dx	NWTPH-Gx	BTEX by 8021B	cVOCs by 8260	SVOCs by 8270	cPAHs	MTCA 5 Metals		Notes
P14-20	P14	20	11	11/01/19	1055	Soil	5									
P15-05	P15	5	12		1205											
P15-10		10	13		1215			X	X	X						
P15-15		15	14		1220			X	X	X						
P15-20		20	15		1225											
P16-05	P16	5	16		1315											
P16-10		10	17		1320						X					
P16-15		15	18		1330			X	X	X	X		X	X		
P16-20		20	19		1350			X	X	X	X					
P17-05	P17	5	20		1430								X	X		

Friedman & Bruya, Inc.
3012 16th Avenue West
Seattle, WA 98119-2029
Ph. (206) 285-8282
Fax (206) 283-5044

SIGNATURE	PRINT NAME	COMPANY	DATE	TIME
Relinquished by: Kyle Lowry	Kyle Lowry	SES	11/01/19	1755
Received by:	BISRAT TADESSE	FBI	11/01/19	1755
Relinquished by:				
Received by:		Samples received at 3 °C		

FORMS\COC\COC.DOC

911023

SAMPLE CHA[illegible] OF CUSTODY ME 11-01-19 VS3/A05

Page # 3 of 3

Send Report to _Clare Tochilin

Company SoundEarth Strategies, Inc.

Address 2811 Fairview Avenue E, Suite 2000

City, State, ZIP Seattle, Washington 98102

Phone # 206-306-1900 Fax # 206-306-1907

SAMPLERS (signature) Kyle Lowery

PROJECT NAME/NO. UW Laundry Property

PO # 0987-022

REMARKS HOLD

TURNAROUND TIME
Standard (2 Weeks)
RUSH
Rush charges authorized by:

SAMPLE DISPOSAL
Dispose after 30 days
Return samples
Will call with instructions

Sample ID	Sample Location	Sample Depth	Lab ID	Date Sampled	Time Sampled	Matrix	# of Jars	NWTPH-Dx	NWTPH-Gx	BTEX by 8021B	VOCs by 8260	SVOCs by 8270	cPAHs	MTCA 5 Metals		Notes
P17-10	P17	10	21 A-E	11/01/19	1440	Soil	5									
P17-15	↓	15	22	↓	1445	↓	↓									
P17-20	↓	20	23	↓	1455	↓	↓									
P17-25	↓	25	24	↓	1505	↓	↓									
P18-05	P18	5	25	↓	1515	↓	↓						X	X		
P18-10	↓	10	26	↓	1525	↓	↓									
P18-15	↓	15	27	↓	1530	↓	↓									
P18-20	↓	20	28	↓	1545	↓	↓									
P18-24	↓	24	29	↓	1615	↓	↓									

Rec 11/01/19

Friedman & Bruya, Inc.
3012 16th Avenue West
Seattle, WA 98119-2029
Ph. (206) 285-8282
Fax (206) 283-5044

SIGNATURE	PRINT NAME	COMPANY	DATE	TIME
Relinquished by: Kyle Lowery	Kyle Lowery	SES	11/01/19	1755
Received by: [signature]	BISRAT TADESSE	FBI	11/01/19	1755
Relinquished by:				
Received by:		Samples received at 3 °C		

FORMS\COC\COC.DOC

FRIEDMAN & BRUYA, INC.

ENVIRONMENTAL CHEMISTS

James E. Bruya, Ph.D.
Yelena Aravkina, M.S.
Michael Erdahl, B.S.
Arina Podnozova, B.S.
Eric Young, B.S.

3012 16th Avenue West
Seattle, WA 98119-2029
(206) 285-8282
fbi@isomedia.com
www.friedmanandbruya.com

November 18, 2019

Clare Tochilin, Project Manager
SoundEarth Strategies
2811 Fairview Ave. East, Suite 2000
Seattle, WA 98102

Dear Ms Tochilin:

Included are the additional results from the testing of material submitted on November 1, 2019 from the SOU_0987-022_ 20191101, F&BI 911023 project. There are 4 pages included in this report.

We appreciate this opportunity to be of service to you and hope you will call if you should have any questions.

Sincerely,

FRIEDMAN & BRUYA, INC.



Michael Erdahl
Project Manager

Enclosures
SOU1118R.DOC

CASE NARRATIVE

This case narrative encompasses samples received on November 1, 2019 by Friedman & Bruya, Inc. from the SoundEarth Strategies SOU_0987-022_ 20191101, F&BI 911023 project. Samples were logged in under the laboratory ID's listed below.

Laboratory ID	SoundEarth Strategies
911023 -01	P12-05
911023 -02	P12-10
911023 -03	P12-15
911023 -04	P12-20
911023 -05	P13-05
911023 -06	P13-10
911023 -07	P13-15
911023 -08	P14-05
911023 -09	P14-10
911023 -10	P14-15
911023 -11	P14-20
911023 -12	P15-05
911023 -13	P15-10
911023 -14	P15-15
911023 -15	P15-20
911023 -16	P16-05
911023 -17	P16-10
911023 -18	P16-15
911023 -19	P16-20
911023 -20	P17-05
911023 -21	P17-10
911023 -22	P17-15
911023 -23	P17-20
911023 -24	P17-25
911023 -25	P18-05
911023 -26	P18-10
911023 -27	P18-15
911023 -28	P18-20
911023 -29	P18-24

All quality control requirements were acceptable.

Date of Report: 11/18/19
Date Received: 11/01/19
Project: SOU_0987-022_ 20191101, F&BI 911023
Date Extracted: 11/13/19
Date Analyzed: 11/13/19

RESULTS FROM THE ANALYSIS OF SOIL SAMPLES FOR TOTAL PETROLEUM HYDROCARBONS AS DIESEL AND MOTOR OIL USING METHOD NWTPH-Dx

Results Reported on a Dry Weight Basis
Results Reported as mg/kg (ppm)

Sample ID Laboratory ID	Diesel Range (C_{10}-C_{25})	Motor Oil Range (C_{25}-C_{36})	Surrogate (% Recovery) (Limit 53-144)
P13-10 911023-06	840	3,700	100
P13-15 911023-07	<50	<250	95
Method Blank 09-2804 MB	<50	<250	101

Date of Report: 11/18/19
Date Received: 11/01/19
Project: SOU_0987-022_ 20191101, F&BI 911023

QUALITY ASSURANCE RESULTS FROM THE ANALYSIS OF SOIL SAMPLES FOR TOTAL PETROLEUM HYDROCARBONS AS DIESEL EXTENDED USING METHOD NWTPH-Dx

Laboratory Code: 911176-01 (Matrix Spike)

Analyte	Reporting Units	Spike Level	Sample Result (Wet Wt)	Percent Recovery MS	Percent Recovery MSD	Acceptance Criteria	RPD (Limit 20)
Diesel Extended	mg/kg (ppm)	5,000	18,000	90 b	207 b	64-133	79 b

Laboratory Code: Laboratory Control Sample

Analyte	Reporting Units	Spike Level	Percent Recovery LCS	Acceptance Criteria
Diesel Extended	mg/kg (ppm)	5,000	98	58-147

Data Qualifiers & Definitions

a - The analyte was detected at a level less than five times the reporting limit. The RPD results may not provide reliable information on the variability of the analysis.

b - The analyte was spiked at a level that was less than five times that present in the sample. Matrix spike recoveries may not be meaningful.

ca - The calibration results for the analyte were outside of acceptance criteria. The value reported is an estimate.

c - The presence of the analyte may be due to carryover from previous sample injections.

cf - The sample was centrifuged prior to analysis.

d - The sample was diluted. Detection limits were raised and surrogate recoveries may not be meaningful.

dv - Insufficient sample volume was available to achieve normal reporting limits.

f - The sample was laboratory filtered prior to analysis.

fb - The analyte was detected in the method blank.

fc - The analyte is a common laboratory and field contaminant.

hr - The sample and duplicate were reextracted and reanalyzed. RPD results were still outside of control limits. Variability is attributed to sample inhomogeneity.

hs - Headspace was present in the container used for analysis.

ht – The analysis was performed outside the method or client-specified holding time requirement.

ip - Recovery fell outside of control limits due to sample matrix effects.

j - The analyte concentration is reported below the lowest calibration standard. The value reported is an estimate.

J - The internal standard associated with the analyte is out of control limits. The reported concentration is an estimate.

jl - The laboratory control sample(s) percent recovery and/or RPD were out of control limits. The reported concentration should be considered an estimate.

js - The surrogate associated with the analyte is out of control limits. The reported concentration should be considered an estimate.

lc - The presence of the analyte is likely due to laboratory contamination.

L - The reported concentration was generated from a library search.

nm - The analyte was not detected in one or more of the duplicate analyses. Therefore, calculation of the RPD is not applicable.

pc - The sample was received with incorrect preservation or in a container not approved by the method. The value reported should be considered an estimate.

ve - The analyte response exceeded the valid instrument calibration range. The value reported is an estimate.

vo - The value reported fell outside the control limits established for this analyte.

x - The sample chromatographic pattern does not resemble the fuel standard used for quantitation.

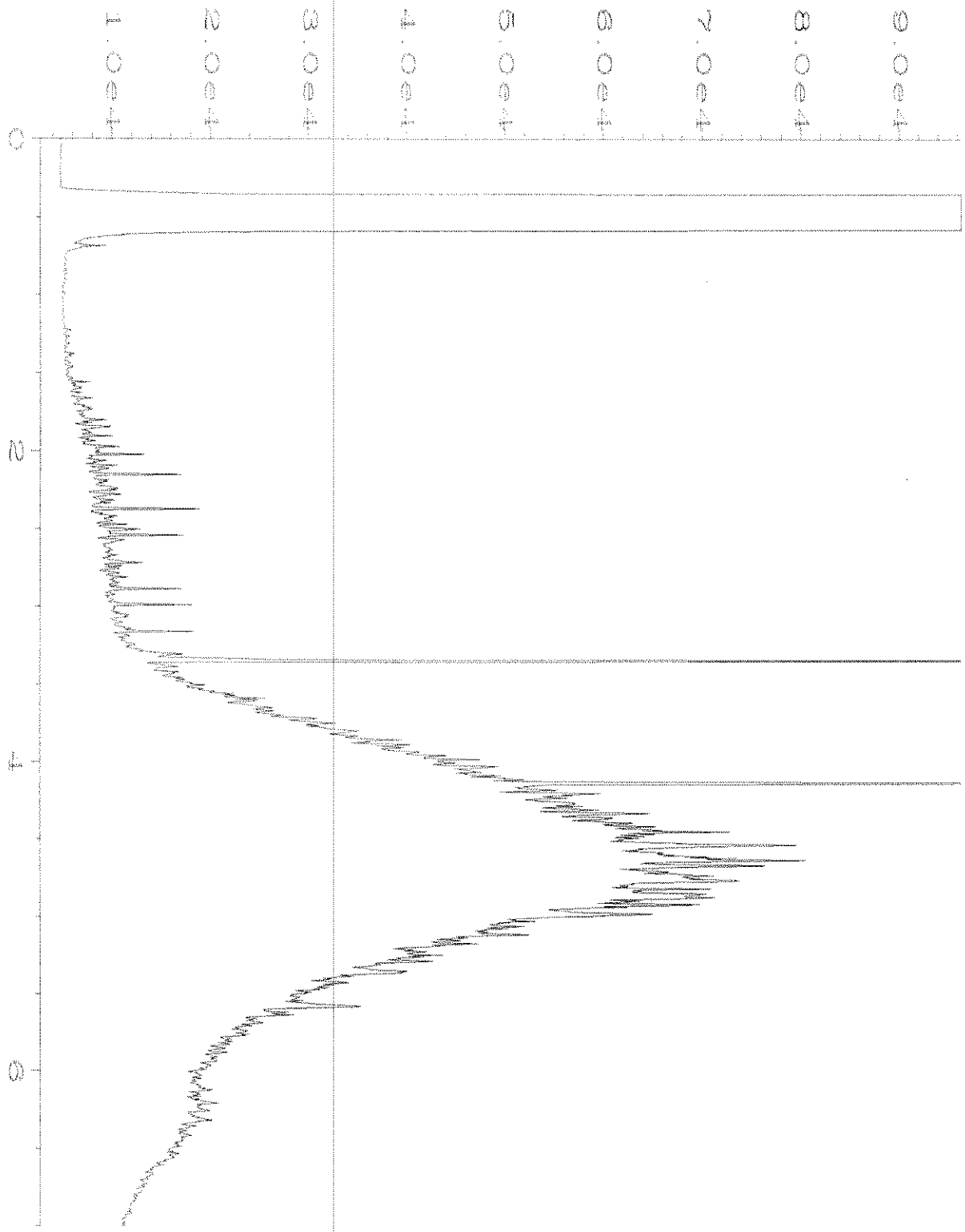

Data File Name : C:\HPCHEM\6\DATA\11-13-19\052F0901.D
Operator : TL
Instrument : GC6
Sample Name : 911023-06
Run Time Bar Code:
Acquired on : 13 Nov 19 07:18 PM
Report Created on: 14 Nov 19 07:16 AM

Page Number : 1
Vial Number : 52
Injection Number : 1
Sequence Line : 9
Instrument Method: DX.MTH
Analysis Method : DEFAULT.MTH

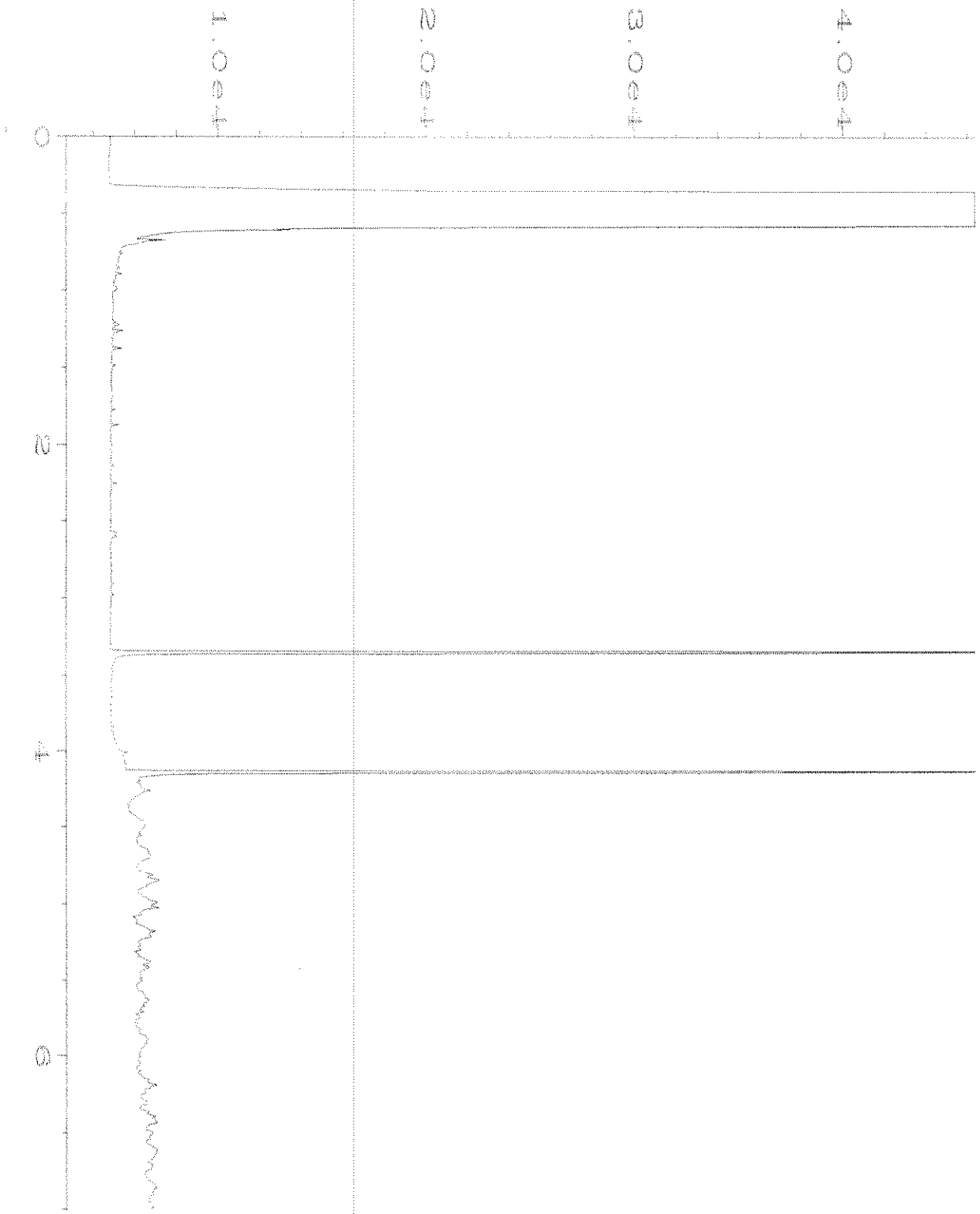

Data File Name : C:\HPCHEM\6\DATA\11-13-19\053F0901.D
Operator : TL
Instrument : GC6
Sample Name : 911023-07
Run Time Bar Code:
Acquired on : 13 Nov 19 07:29 PM
Report Created on: 14 Nov 19 07:16 AM

Page Number : 1
Vial Number : 53
Injection Number : 1
Sequence Line : 9
Instrument Method: DX.MTH
Analysis Method : DEFAULT.MTH



Data File Name : C:\HPCHEM\6\DATA\11-13-19\030F0501.D
Operator : TL
Instrument : GC6
Sample Name : 09-2804 mb
Run Time Bar Code:
Acquired on : 13 Nov 19 02:05 PM
Report Created on: 14 Nov 19 07:15 AM

Page Number : 1
Vial Number : 30
Injection Number : 1
Sequence Line : 5
Instrument Method: DX.MTH
Analysis Method : DEFAULT.MTH

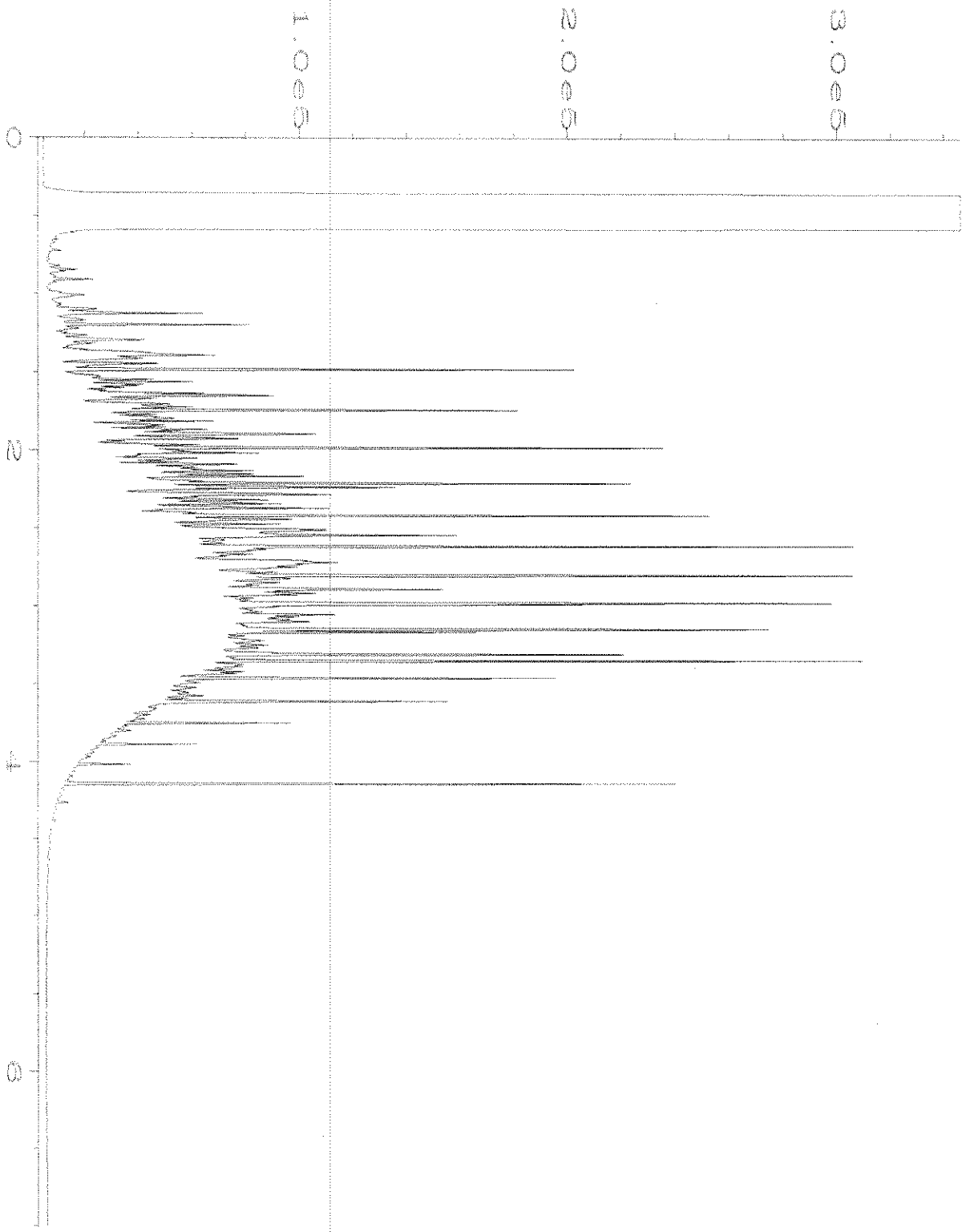

Data File Name : C:\HPCHEM\6\DATA\11-13-19\005F0601.D
Operator : TL
Instrument : GC6
Sample Name : 1000 Dx 58-146C
Run Time Bar Code:
Acquired on : 13 Nov 19 03:08 PM
Report Created on: 14 Nov 19 07:14 AM

Page Number : 1
Vial Number : 5
Injection Number : 1
Sequence Line : 6
Instrument Method: DX.MTH
Analysis Method : DEFAULT.MTH

Weighca Gel	ter- ed	Form	Time\	W or S		Water Soil			50	250	250	250	50	50	50	250		
								(Change limits for -->	50	50	250	250	50	50	50	500		
								low level soils)										
%	Silica	Filte	Rpt		Typ	Sampl	Final	Dil	Sample	Diesel	Diesel Ext	Motor Oil	Heavy Oil/Cr	C12-24	Stoddard	Kerosene	C24-38	Surrogate	Vial #
Solid						Vol	Volume		Name	Conc.	Conc.	Conc.	Conc.	Conc.	Conc.	Conc.	Conc.	Terphenyl	
																		Recovery	
1.00				11-13-19 14:57		1	1.0		1000 MO 59-19C	72	131	828	152	220	1	64	-11	100	4
1.00				11-13-19 15:08		1	1.0		1000 Dx 58-146C	1035	1003	16	432	624	789	1005	-11	120	5
0.78			2	11-13-19 15:55	S	2	10		911177-01	<50	<50	<250	<250	<50	<50	<50	<500	96	35
0.78			2	11-13-19 16:03	S	2	10		911177-02	<50	<50	<250	<250	<50	<50	<50	<500	94	36
0.78			2	11-13-19 16:14	S	2	10		911177-03	<50	<50	<250	<250	<50	<50	<50	<500	103	37
0.80			2	[illegible]	S	2	10		911177-04	5274	14294	<250	810	1171	4879	4850	<500	91	38
0.77			2	11-13-19 16:36	S	2	10		911177-05	4261	4114	<250	1804	2609	2901	3879	<500	86	39
0.82			2	11-13-19 16:47	S	2	10		911177-06	<50	<50	<250	<250	<50	<50	<50	<500	85	40
0.80			2	11-13-19 16:57	S	2	10		911177-07	<50	<50	<250	<250	<50	<50	<50	<500	98	41
0.84			2	11-13-19 17:08	S	2	10		911177-08	6343	6127	<250	2814	4069	4186	5759	<500	105	42
0.74			2	11-13-19 17:19	S	2	10		911177-09	<50	<50	<250	<250	<50	<50	<50	<500	99	43
0.83			2	11-13-19 17:30	S	2	10		911177-10	11450	11076	<250	4622	6684	8449	10782	<500	88	44
0.81			2	11-13-19 17:41	S	2	10		911177-11	<50	<50	<250	<250	<50	<50	<50	<500	93	45
0.74			2	11-13-19 17:52	S	2	10		911177-12	132	129	<250	<250	95	90	126	<500	101	46
0.89			2	11-13-19 18:03	S	2	10		911177-13	<50	<50	<250	<250	<50	<50	<50	<500	94	47
0.91			2	11-13-19 18:13	S	2	10		911177-14	<50	<50	<250	<250	<50	<50	<50	<500	99	48
0.91			2	11-13-19 18:24	S	2	10		911177-15	<50	<50	<250	<250	<50	<50	<50	<500	106	49
1.00				11-13-19 18:35		1	1.0		500 MO 59-19B	35	58	434	68	98	0	31	-9	96	2
1.00				11-13-19 18:46		1	1.0		500 Dx 58-146B	530	513	6	219	317	404	514	-11	115	3
0.87			9	11-13-19 18:57	S	2	10		911016-26	<50	401	510	466	674	<50	<50	<500	90	50
0.80			9	11-13-19 19:08	S	2	10		911016-27	<50	<50	<250	<250	<50	<50	<50	<500	107	51
0.92			9	11-13-19 19:18	S	2	10		911023-06	839	3346	3702	3730	5395	151	742	<500	100	52
0.71			9	11-13-19 19:29	S	2	10		911023-07	<50	<50	<250	<250	77	<50	<50	<500	95	53
1.00				11-13-19 19:40		1	1.0		1000 MO 59-19C	222	795	847	923	1335	1	196	-11	94	4
1.00				11-13-19 19:51		1	1.0		1000 Dx 58-146C	942	913	13	390	564	721	916	-10	105	5

Calculated by:
Analyzed on: 11-14-19

Reviewed by: 11/14/19

911023

SAMPLE CHA[illegible] OF CUSTODY ME 11-01-19

USS/ATOS

Page # 1 of 3

Send Report to _Clare Tochilin

Company SoundEarth Strategies, Inc.

Address 2811 Fairview Avenue E, Suite 2000

City, State, ZIP Seattle, Washington 98102

Phone # 206-306-1900 Fax # 206-306-1907

SAMPLERS (signature) Kyle Lowery

PROJECT NAME/NO. UW Laundry Property

PO # 0987-022

REMARKS ~~HOLD~~

TURNAROUND TIME
Standard (2 Weeks)
RUSH
Rush charges authorized by:

SAMPLE DISPOSAL
Dispose after 30 days
Return samples
Will call with instructions

Sample ID	Sample Location	Sample Depth	Lab ID	Date Sampled	Time Sampled	Matrix	# of Jars	ANALYSES REQUESTED: NWTPH-Dx	NWTPH-Gx	BTEX by 8021B	cVOCs by 8260	SVOCs by 8270	cPAHs	MTCAS Metals		(X)-perCT 11/13/19 Notes 24hr TAT ME X-perCT
P12-05	P12	5	01 AE	11/01/19	0745	Soil	5						X	X		11/4/19 ME
P12-10		10	02		0755						X					
P12-15		15	03		0800						X					
P12-20		20	04		0810											
P13-05	P13	5	05		0905											
P13-10		10	06		0915			(X)			X		X	X		
P13-15		15	07		0940			(X)			X				NP 11/04	VOA label P13-20
P14-05	P14	5	08		1025											
P14-10		10	09		1035			X	X	X	X					
P14-15		15	10		1045			X	X	X	X					

Friedman & Bruya, Inc.
3012 16th Avenue West
Seattle, WA 98119-2029
Ph. (206) 285-8282
Fax (206) 283-5044

FORMS\COC\COC.DOC

SIGNATURE	PRINT NAME	COMPANY	DATE	TIME
Relinquished by: Kyle Lowery	Kyle Lowery	SES	11/01/19	1755
Received by:	BISRAT TADESSE	FBI	11/01/19	1755
Relinquished by:				
Received by:		Samples received at 3 °C		

911023

SAMPLE CHA[illegible] OF CUSTODY ME 11-01-19 VS3/AO5

Send Report to _Clare Tochilin

Company SoundEarth Strategies, Inc.

Address 2811 Fairview Avenue E, Suite 2000

City, State, ZIP Seattle, Washington 98102

Phone # 206-306-1900 Fax # 206-306-1907

SAMPLERS (signature) Kyle Lowery

PROJECT NAME/NO. UW Laundry Property

PO # 0987-022

REMARKS HOLD

Page # 2 of 3

TURNAROUND TIME
Standard (2 Weeks)
RUSH
Rush charges authorized by:

SAMPLE DISPOSAL
Dispose after 30 days
Return samples
Will call with instructions

Sample ID	Sample Location	Sample Depth	Lab ID	Date Sampled	Time Sampled	Matrix	# of Jars	NWTPH-Dx	NWTPH-Gx	BTEX by 8021B	C VOCs by 8260	SVOCs by 8270	CPAHs	MTCA s Metals		Notes
P14-20	P14	20	11 A-E	11/01/19	1055	Soil	5									
P15-05	P15	5	12		1205											
P15-10		10	13		1215			x	x	x						
P15-15		15	14		1220			x	x	x						
P15-20		20	15		1225											
P16-05	P16	5	16		1315											
P16-10		10	17		1320						x					
P16-15		15	18		1330			x	x	x	x		x	x		
P16-20		20	19		1350			x	x	x	x					
P17-05	P17	5	20		1430								x	x		

Friedman & Bruya, Inc.
3012 16th Avenue West
Seattle, WA 98119-2029
Ph. (206) 285-8282
Fax (206) 283-5044

SIGNATURE	PRINT NAME	COMPANY	DATE	TIME
Relinquished by: Kyle Lowery	Kyle Lowery	SES	11/01/19	1755
Received by: [signature]	BISKAT TADEO	FBI	11/01/19	1755
Relinquished by:				
Received by:		Samples received at 3 °C		

FORMS\COC\COC.DOC

911023

SAMPLE CHAIN OF CUSTODY ME 11-01-19 VS3/AZS

Page # 3 of 3

Send Report to _Clare Tochilin

Company SoundEarth Strategies, Inc.

Address 2811 Fairview Avenue E, Suite 2000

City, State, ZIP Seattle, Washington 98102

Phone # 206-306-1900 Fax # 206-306-1907

SAMPLERS (signature) Kyle Lowry

PROJECT NAME/NO. UW Laundry Property

PO # 0987-022

REMARKS HOLD

TURNAROUND TIME
Standard (2 Weeks)
RUSH
Rush charges authorized by:

SAMPLE DISPOSAL
Dispose after 30 days
Return samples
Will call with instructions

Sample ID	Sample Location	Sample Depth	Lab ID	Date Sampled	Time Sampled	Matrix	# of Jars	ANALYSES REQUESTED: NWTPH-Dx	NWTPH-Gx	BTEX by 8021B	VOCs by 8260	SVOCs by 8270	cPAHs	MTCA 5 Metals		Notes
P17-10	P17	10	21 A-E	11/01/19	1440	Soil	5									
P17-15		15	22		1445											
P17-20		20	23		1455											
P17-25		25	24		1505											
P18-05	P18	5	25		1515								X	X		
P18-10		10	26		1325											
P18-15		15	27		1530											
P18-20		20	28		1545											
P18-24		24	29		1615											
												RUSH 11/01/19				

Friedman & Bruya, Inc.
3012 16th Avenue West
Seattle, WA 98119-2029
Ph. (206) 285-8282
Fax (206) 283-5044

SIGNATURE	PRINT NAME	COMPANY	DATE	TIME
Relinquished by: Kyle Lowry	Kyle Lowry	SES	11/01/19	1755
Received by:	BISRAT TADESSE	FBI	11/01/19	1755
Relinquished by:				
Received by:		Samples received at 3 °C		

FORMS\COC\COC.DOC

FRIEDMAN & BRUYA, INC.

ENVIRONMENTAL CHEMISTS

James E. Bruya, Ph.D.
Yelena Aravkina, M.S.
Michael Erdahl, B.S.
Arina Podnozova, B.S.
Eric Young, B.S.

3012 16th Avenue West
Seattle, WA 98119-2029
(206) 285-8282
fbi@isomedia.com
www.friedmanandbruya.com

November 12, 2019

Clare Tochilin, Project Manager
SoundEarth Strategies
2811 Fairview Ave. East, Suite 2000
Seattle, WA 98102

Dear Ms Tochilin:

Included are the results from the testing of material submitted on November 1, 2019 from the SOU_0987-022_ 20191101, F&BI 911030 project. There are 12 pages included in this report. Any samples that may remain are currently scheduled for disposal in 30 days, or as directed by the Chain of Custody document. If you would like us to return your samples or arrange for long term storage at our offices, please contact us as soon as possible.

We appreciate this opportunity to be of service to you and hope you will call if you should have any questions.

Sincerely,

FRIEDMAN & BRUYA, INC.



Michael Erdahl
Project Manager

Enclosures
SOU1112R.DOC

CASE NARRATIVE

This case narrative encompasses samples received on November 1, 2019 by Friedman & Bruya, Inc. from the SoundEarth Strategies SOU_0987-022_ 20191101, F&BI 911030 project. Samples were logged in under the laboratory ID's listed below.

Laboratory ID	SoundEarth Strategies
911030 -01	P12-20191101
911030 -02	P13-20191101
911030 -03	P14-20191101
911030 -04	P15-20191101
911030 -05	P16-20191101

All quality control requirements were acceptable.

Date of Report: 11/12/19
Date Received: 11/01/19
Project: SOU_0987-022_ 20191101, F&BI 911030
Date Extracted: 11/06/19
Date Analyzed: 11/06/19

RESULTS FROM THE ANALYSIS OF WATER SAMPLES FOR BENZENE, TOLUENE, ETHYLBENZENE, XYLENES AND TPH AS GASOLINE USING METHODS 8021B AND NWTPH-Gx

Results Reported as ug/L (ppb)

Sample ID Laboratory ID	Benzene	Toluene	Ethyl Benzene	Total Xylenes	Gasoline Range	Surrogate (% Recovery) (Limit 52-124)
P14-20191101 911030-03	<1	<1	<1	<3	<100	80
P16-20191101 911030-05	<1	<1	<1	<3	<100	79
Method Blank 09-2625 MB	<1	<1	<1	<3	<100	79

Date of Report: 11/12/19
Date Received: 11/01/19
Project: SOU_0987-022_ 20191101, F&BI 911030
Date Extracted: 11/05/19
Date Analyzed: 11/05/19

RESULTS FROM THE ANALYSIS OF WATER SAMPLES FOR TOTAL PETROLEUM HYDROCARBONS AS DIESEL AND MOTOR OIL USING METHOD NWTPH-Dx

Results Reported as ug/L (ppb)

Sample ID Laboratory ID	Diesel Range (C_{10}-C_{25})	Motor Oil Range (C_{25}-C_{36})	Surrogate (% Recovery) (Limit 47-140)
P14-20191101 911030-03	480 x	<250	118
P16-20191101 911030-05	1,800 x	290 x	108
Method Blank 09-2707 MB	<100	<250	123

Analysis For Volatile Compounds By EPA Method 8260C

Client Sample ID:	P12-20191101	Client:	SoundEarth Strategies
Date Received:	11/01/19	Project:	SOU_0987-022_ 20191101
Date Extracted:	11/05/19	Lab ID:	911030-01
Date Analyzed:	11/05/19	Data File:	110533.D
Matrix:	Water	Instrument:	GCMS4
Units:	ug/L (ppb)	Operator:	MS

Surrogates:	% Recovery:	Lower Limit:	Upper Limit:
1,2-Dichloroethane-d4	107	57	121
Toluene-d8	114	63	127
4-Bromofluorobenzene	97	60	133

Compounds:	Concentration ug/L (ppb)
Vinyl chloride	<0.2
Chloroethane	<1
1,1-Dichloroethene	<1
Methylene chloride	<5
trans-1,2-Dichloroethene	<1
1,1-Dichloroethane	<1
cis-1,2-Dichloroethene	<1
1,2-Dichloroethane (EDC)	<1
1,1,1-Trichloroethane	<1
Trichloroethene	<1
Tetrachloroethene	<1

Analysis For Volatile Compounds By EPA Method 8260C

Client Sample ID:	P13-20191101	Client:	SoundEarth Strategies
Date Received:	11/01/19	Project:	SOU_0987-022_ 20191101
Date Extracted:	11/05/19	Lab ID:	911030-02
Date Analyzed:	11/05/19	Data File:	110534.D
Matrix:	Water	Instrument:	GCMS4
Units:	ug/L (ppb)	Operator:	MS

Surrogates:	% Recovery:	Lower Limit:	Upper Limit:
1,2-Dichloroethane-d4	108	57	121
Toluene-d8	115	63	127
4-Bromofluorobenzene	94	60	133

Compounds:	Concentration ug/L (ppb)
Vinyl chloride	<0.2
Chloroethane	<1
1,1-Dichloroethene	<1
Methylene chloride	<5
trans-1,2-Dichloroethene	<1
1,1-Dichloroethane	<1
cis-1,2-Dichloroethene	<1
1,2-Dichloroethane (EDC)	<1
1,1,1-Trichloroethane	<1
Trichloroethene	<1
Tetrachloroethene	<1

Analysis For Volatile Compounds By EPA Method 8260C

Client Sample ID:	P14-20191101	Client:	SoundEarth Strategies
Date Received:	11/01/19	Project:	SOU_0987-022_ 20191101
Date Extracted:	11/05/19	Lab ID:	911030-03
Date Analyzed:	11/05/19	Data File:	110535.D
Matrix:	Water	Instrument:	GCMS4
Units:	ug/L (ppb)	Operator:	MS

Surrogates:	% Recovery:	Lower Limit:	Upper Limit:
1,2-Dichloroethane-d4	110	57	121
Toluene-d8	115	63	127
4-Bromofluorobenzene	96	60	133

Compounds:	Concentration ug/L (ppb)
Vinyl chloride	<0.2
Chloroethane	<1
1,1-Dichloroethene	<1
Methylene chloride	<5
trans-1,2-Dichloroethene	<1
1,1-Dichloroethane	<1
cis-1,2-Dichloroethene	<1
1,2-Dichloroethane (EDC)	<1
1,1,1-Trichloroethane	<1
Trichloroethene	<1
Tetrachloroethene	<1

Analysis For Volatile Compounds By EPA Method 8260C

Client Sample ID:	P16-20191101	Client:	SoundEarth Strategies
Date Received:	11/01/19	Project:	SOU_0987-022_ 20191101
Date Extracted:	11/05/19	Lab ID:	911030-05
Date Analyzed:	11/05/19	Data File:	110536.D
Matrix:	Water	Instrument:	GCMS4
Units:	ug/L (ppb)	Operator:	MS

Surrogates:	% Recovery:	Lower Limit:	Upper Limit:
1,2-Dichloroethane-d4	108	57	121
Toluene-d8	116	63	127
4-Bromofluorobenzene	100	60	133

Compounds:	Concentration ug/L (ppb)
Vinyl chloride	<0.2
Chloroethane	<1
1,1-Dichloroethene	<1
Methylene chloride	<5
trans-1,2-Dichloroethene	<1
1,1-Dichloroethane	<1
cis-1,2-Dichloroethene	<1
1,2-Dichloroethane (EDC)	<1
1,1,1-Trichloroethane	<1
Trichloroethene	<1
Tetrachloroethene	<1

Analysis For Volatile Compounds By EPA Method 8260C

Client Sample ID:	Method Blank	Client:	SoundEarth Strategies
Date Received:	Not Applicable	Project:	SOU_0987-022_ 20191101
Date Extracted:	11/05/19	Lab ID:	09-2682 mb
Date Analyzed:	11/05/19	Data File:	110509.D
Matrix:	Water	Instrument:	GCMS4
Units:	ug/L (ppb)	Operator:	MS

Surrogates:	% Recovery:	Lower Limit:	Upper Limit:
1,2-Dichloroethane-d4	104	57	121
Toluene-d8	108	63	127
4-Bromofluorobenzene	98	60	133

Compounds:	Concentration ug/L (ppb)
Vinyl chloride	<0.2
Chloroethane	<1
1,1-Dichloroethene	<1
Methylene chloride	<5
trans-1,2-Dichloroethene	<1
1,1-Dichloroethane	<1
cis-1,2-Dichloroethene	<1
1,2-Dichloroethane (EDC)	<1
1,1,1-Trichloroethane	<1
Trichloroethene	<1
Tetrachloroethene	<1

Date of Report: 11/12/19
Date Received: 11/01/19
Project: SOU_0987-022_ 20191101, F&BI 911030

QUALITY ASSURANCE RESULTS FOR THE ANALYSIS OF WATER SAMPLES FOR BENZENE, TOLUENE, ETHYLBENZENE, XYLENES, AND TPH AS GASOLINE USING EPA METHOD 8021B AND NWTPH-Gx

Laboratory Code: 911030-03 (Duplicate)

Analyte	Reporting Units	Sample Result	Duplicate Result	RPD (Limit 20)
Benzene	ug/L (ppb)	<1	<1	nm
Toluene	ug/L (ppb)	<1	<1	nm
Ethylbenzene	ug/L (ppb)	<1	<1	nm
Xylenes	ug/L (ppb)	<3	<3	nm
Gasoline	ug/L (ppb)	<100	<100	nm

Laboratory Code: Laboratory Control Sample

Analyte	Reporting Units	Spike Level	Percent Recovery LCS	Acceptance Criteria
Benzene	ug/L (ppb)	50	100	65-118
Toluene	ug/L (ppb)	50	102	72-122
Ethylbenzene	ug/L (ppb)	50	103	73-126
Xylenes	ug/L (ppb)	150	97	74-118
Gasoline	ug/L (ppb)	1,000	104	69-134

Date of Report: 11/12/19
Date Received: 11/01/19
Project: SOU_0987-022_ 20191101, F&BI 911030

QUALITY ASSURANCE RESULTS FOR THE ANALYSIS OF WATER SAMPLES FOR TOTAL PETROLEUM HYDROCARBONS AS DIESEL EXTENDED USING METHOD NWTPH-Dx

Laboratory Code: Laboratory Control Sample

Analyte	Reporting Units	Spike Level	Percent Recovery LCS	Percent Recovery LCSD	Acceptance Criteria	RPD (Limit 20)
Diesel Extended	ug/L (ppb)	2,500	112	112	61-133	0

Date of Report: 11/12/19
Date Received: 11/01/19
Project: SOU_0987-022_ 20191101, F&BI 911030

QUALITY ASSURANCE RESULTS FOR THE ANALYSIS OF WATER SAMPLES FOR VOLATILES BY EPA METHOD 8260C

Laboratory Code: 911010-01 (Matrix Spike)

Analyte	Reporting Units	Spike Level	Sample Result	Percent Recovery MS	Acceptance Criteria
Vinyl chloride	ug/L (ppb)	50	10	122	36-166
Chloroethane	ug/L (ppb)	50	<1	124	46-160
1,1-Dichloroethene	ug/L (ppb)	50	<1	122	60-136
Methylene chloride	ug/L (ppb)	50	<5	119	67-132
trans-1,2-Dichloroethene	ug/L (ppb)	50	<1	115	72-129
1,1-Dichloroethane	ug/L (ppb)	50	<1	120	70-128
cis-1,2-Dichloroethene	ug/L (ppb)	50	27	120 b	71-127
1,2-Dichloroethane (EDC)	ug/L (ppb)	50	<1	124	48-149
1,1,1-Trichloroethane	ug/L (ppb)	50	<1	118	60-146
Trichloroethene	ug/L (ppb)	50	1.5	116	66-135
Tetrachloroethene	ug/L (ppb)	50	<1	87	10-226

Laboratory Code: Laboratory Control Sample

Analyte	Reporting Units	Spike Level	Percent Recovery LCS	Percent Recovery LCSD	Acceptance Criteria	RPD (Limit 20)
Vinyl chloride	ug/L (ppb)	50	112	103	50-154	8
Chloroethane	ug/L (ppb)	50	117	109	58-146	7
1,1-Dichloroethene	ug/L (ppb)	50	116	110	67-136	5
Methylene chloride	ug/L (ppb)	50	108	102	39-148	6
trans-1,2-Dichloroethene	ug/L (ppb)	50	108	103	68-128	5
1,1-Dichloroethane	ug/L (ppb)	50	108	104	79-121	4
cis-1,2-Dichloroethene	ug/L (ppb)	50	110	106	80-123	4
1,2-Dichloroethane (EDC)	ug/L (ppb)	50	101	98	73-132	3
1,1,1-Trichloroethane	ug/L (ppb)	50	106	100	81-125	6
Trichloroethene	ug/L (ppb)	50	95	94	79-113	1
Tetrachloroethene	ug/L (ppb)	50	93	91	76-121	2

Data Qualifiers & Definitions

a - The analyte was detected at a level less than five times the reporting limit. The RPD results may not provide reliable information on the variability of the analysis.

b - The analyte was spiked at a level that was less than five times that present in the sample. Matrix spike recoveries may not be meaningful.

ca - The calibration results for the analyte were outside of acceptance criteria. The value reported is an estimate.

c - The presence of the analyte may be due to carryover from previous sample injections.

cf - The sample was centrifuged prior to analysis.

d - The sample was diluted. Detection limits were raised and surrogate recoveries may not be meaningful.

dv - Insufficient sample volume was available to achieve normal reporting limits.

f - The sample was laboratory filtered prior to analysis.

fb - The analyte was detected in the method blank.

fc - The analyte is a common laboratory and field contaminant.

hr - The sample and duplicate were reextracted and reanalyzed. RPD results were still outside of control limits. Variability is attributed to sample inhomogeneity.

hs - Headspace was present in the container used for analysis.

ht – The analysis was performed outside the method or client-specified holding time requirement.

ip - Recovery fell outside of control limits due to sample matrix effects.

j - The analyte concentration is reported below the lowest calibration standard. The value reported is an estimate.

J - The internal standard associated with the analyte is out of control limits. The reported concentration is an estimate.

jl - The laboratory control sample(s) percent recovery and/or RPD were out of control limits. The reported concentration should be considered an estimate.

js - The surrogate associated with the analyte is out of control limits. The reported concentration should be considered an estimate.

lc - The presence of the analyte is likely due to laboratory contamination.

L - The reported concentration was generated from a library search.

nm - The analyte was not detected in one or more of the duplicate analyses. Therefore, calculation of the RPD is not applicable.

pc - The sample was received with incorrect preservation or in a container not approved by the method. The value reported should be considered an estimate.

ve - The analyte response exceeded the valid instrument calibration range. The value reported is an estimate.

vo - The value reported fell outside the control limits established for this analyte.

x - The sample chromatographic pattern does not resemble the fuel standard used for quantitation.

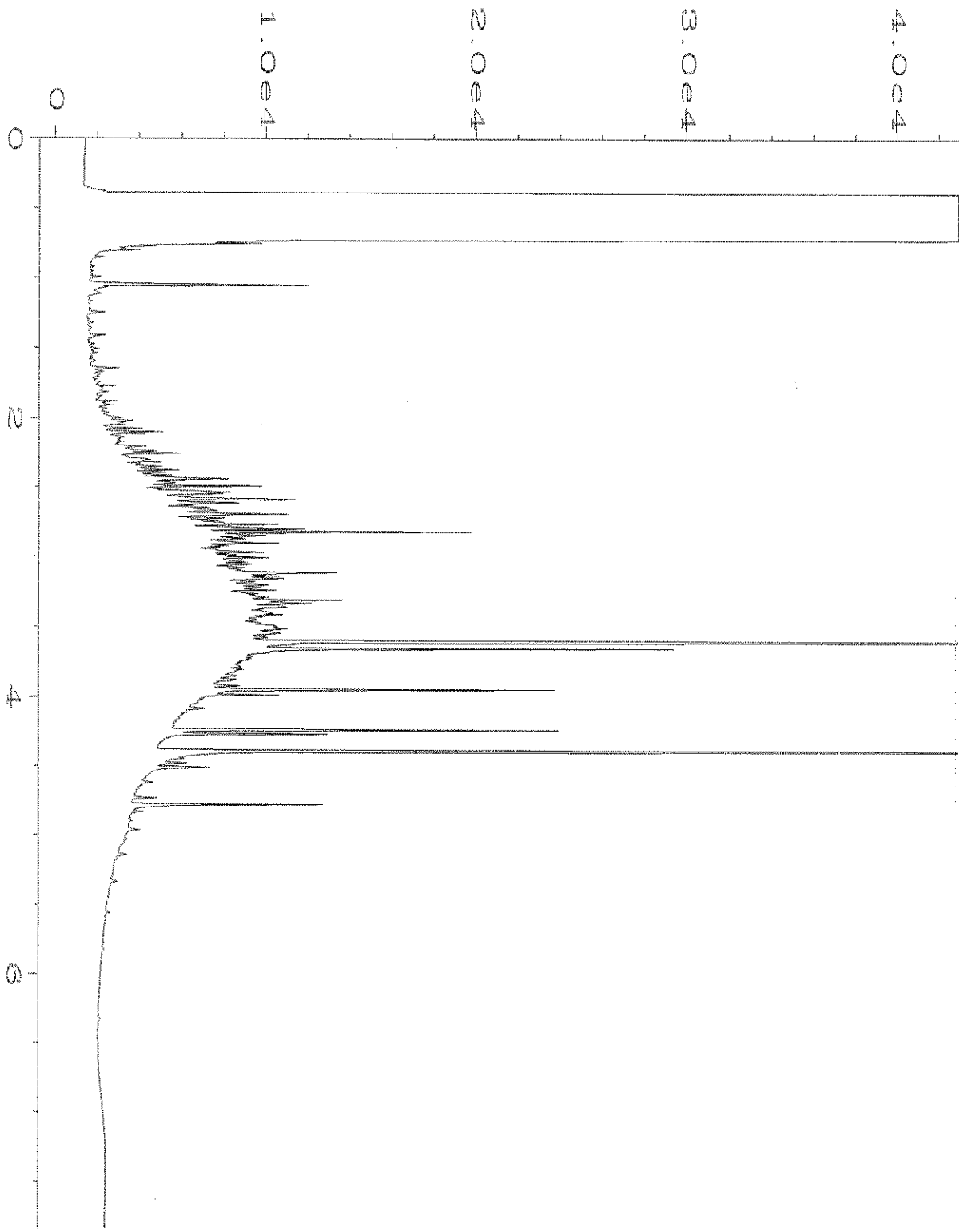

Data File Name	: C:\HPCHEM\4\DATA\11-05-19\015F0301.D		
Operator	: TL	Page Number	: 1
Instrument	: GC#4	Vial Number	: 15
Sample Name	: 911030-03	Injection Number	: 1
Run Time Bar Code:		Sequence Line	: 3
Acquired on	: 05 Nov 19 02:52 PM	Instrument Method	: DX.MTH
Report Created on	: 06 Nov 19 03:09 PM	Analysis Method	: DX.MTH

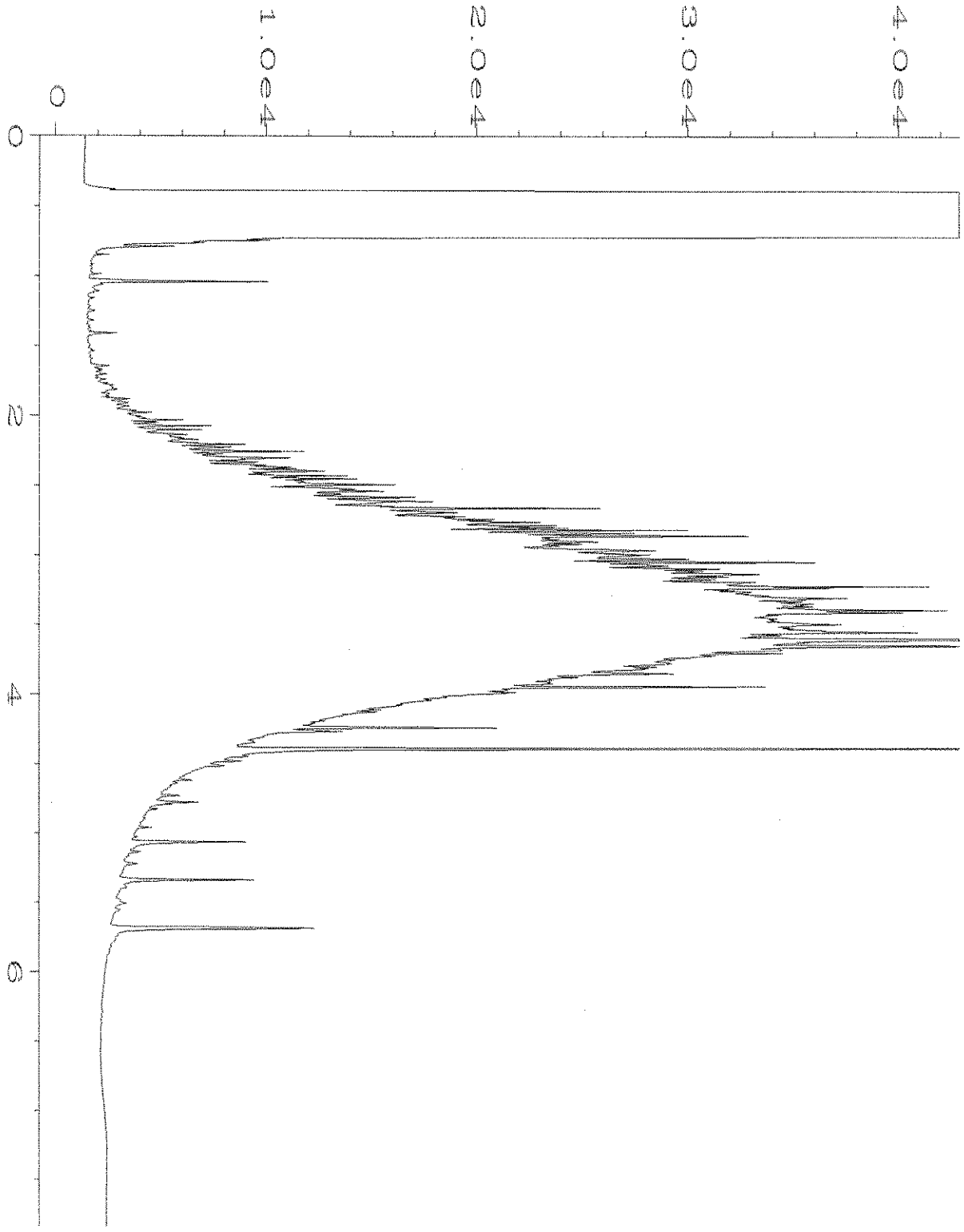

Data File Name	: C:\HPCHEM\4\DATA\11-05-19\016F0301.D		
Operator	: TL	Page Number	: 1
Instrument	: GC#4	Vial Number	: 16
Sample Name	: 911030-05	Injection Number	: 1
Run Time Bar Code:		Sequence Line	: 3
Acquired on	: 05 Nov 19 03:04 PM	Instrument Method	: DX.MTH
Report Created on	: 06 Nov 19 03:10 PM	Analysis Method	: DX.MTH



Data File Name	: C:\HPCHEM\4\DATA\11-05-19\006F0301.D		
Operator	: TL	Page Number	: 1
Instrument	: GC#4	Vial Number	: 6
Sample Name	: 09-2707 mb	Injection Number	: 1
Run Time Bar Code:		Sequence Line	: 3
Acquired on	: 05 Nov 19 01:05 PM	Instrument Method	: DX.MTH
Report Created on	: 06 Nov 19 03:09 PM	Analysis Method	: DX.MTH

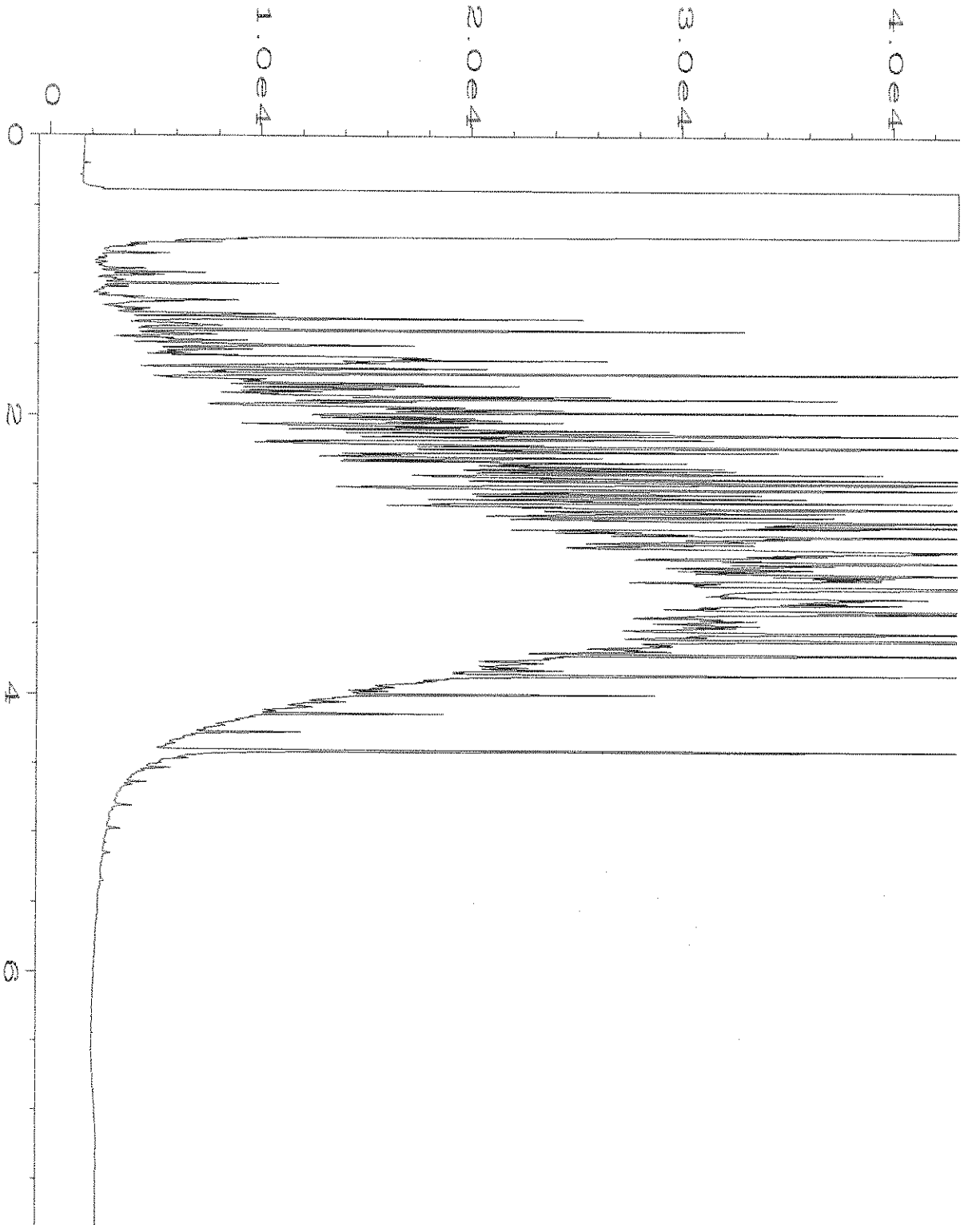

Data File Name	: C:\HPCHEM\4\DATA\11-05-19\003F0201.D		
Operator	: TL	Page Number	: 1
Instrument	: GC#4	Vial Number	: 3
Sample Name	: 500 Dx 58-146B	Injection Number	: 1
Run Time Bar Code:		Sequence Line	: 2
Acquired on	: 05 Nov 19 05:47 AM	Instrument Method	: DX.MTH
Report Created on	: 06 Nov 19 03:10 PM	Analysis Method	: DX.MTH

911030 ~~911023~~ NP

SAMPLE CHA[illegible] OF CUSTODY

ME 11-01-19

UWS/A04

Page # 1 of 1

Send Report to _Clare Tochilin

Company SoundEarth Strategies, Inc.

Address 2811 Fairview Avenue E, Suite 2000

City, State, ZIP Seattle, Washington 98102

Phone # 206-306-1900 Fax # 206-306-1907

SAMPLERS (signature) Kyle Lowery

PROJECT NAME/NO. UW Laundry Property

PO # 0987-022

REMARKS ~~HOLD~~

TURNAROUND TIME
Standard (2 Weeks)
RUSH
Rush charges authorized by:

SAMPLE DISPOSAL
Dispose after 30 days
Return samples
Will call with instructions

Sample ID	Sample Location	Sample Depth	Lab ID	Date Sampled	Time Sampled	Matrix	# of Jars	NWTPH-Dx	NWTPH-Gx	BTEX by 8021B	VOCs by 8260	SVOCs by 8270				Notes
P12-20191101	P12	–	01 A-G	11/01/19	0830	H_2O	7				X					X-per CT
P13-20191101	P13	–	02		0945						X					11/4/19
P14-20191101	P14	–	03		1130			X	X	X	X					ME
P15-20191101	P15	–	04		1310											
P16-20191101	P16	–	05		1400			X	X	X	X					

Samples received at 3 °C

KJT 11/01/19

SIGNATURE	PRINT NAME	COMPANY	DATE	TIME
Relinquished by: Kyle Lowery	Kyle Lowery	SES	11/01/19	1755
Received by: [signature]	BISRAT TADESSE	FBI	11/01/19	1755
Relinquished by:				
Received by:				

Friedman & Bruya, Inc.
3012 16th Avenue West
Seattle, WA 98119-2029
Ph. (206) 285-8282
Fax (206) 283-5044

FORMS\COC\COC.DOC

FRIEDMAN & BRUYA, INC.

ENVIRONMENTAL CHEMISTS

James E. Bruya, Ph.D.
Yelena Aravkina, M.S.
Michael Erdahl, B.S.
Arina Podnozova, B.S.
Eric Young, B.S.

3012 16th Avenue West
Seattle, WA 98119-2029
(206) 285-8282
fbi@isomedia.com
www.friedmanandbruya.com

November 18, 2019

Clare Tochilin, Project Manager
SoundEarth Strategies
2811 Fairview Ave. East, Suite 2000
Seattle, WA 98102

Dear Ms Tochilin:

Included are the additional results from the testing of material submitted on November 1, 2019 from the SOU_ 0987-022_ 20191101, F&BI 911030 project. There are 4 pages included in this report.

We appreciate this opportunity to be of service to you and hope you will call if you should have any questions.

Sincerely,

FRIEDMAN & BRUYA, INC.



Michael Erdahl
Project Manager

Enclosures
SOU1118R.DOC

CASE NARRATIVE

This case narrative encompasses samples received on November 1, 2019 by Friedman & Bruya, Inc. from the SoundEarth Strategies SOU_ 0987-022_ 20191101, F&BI 911030 project. Samples were logged in under the laboratory ID's listed below.

Laboratory ID	SoundEarth Strategies
911030 -01	P12-20191101
911030 -02	P13-20191101
911030 -03	P14-20191101
911030 -04	P15-20191101
911030 -05	P16-20191101

All quality control requirements were acceptable.

Date of Report: 11/18/19
Date Received: 11/01/19
Project: SOU_ 0987-022_ 20191101, F&BI 911030
Date Extracted: 11/14/19
Date Analyzed: 11/14/19

RESULTS FROM THE ANALYSIS OF WATER SAMPLES FOR TOTAL PETROLEUM HYDROCARBONS AS DIESEL AND MOTOR OIL USING METHOD NWTPH-Dx

Results Reported as ug/L (ppb)

Sample ID Laboratory ID	Diesel Range (C_{10}-C_{25})	Motor Oil Range (C_{25}-C_{36})	Surrogate (% Recovery) (Limit 41-152)
P13-20191101 911030-02	910	520	124
Method Blank 09-2808 MB	<50	<250	117

Date of Report: 11/18/19
Date Received: 11/01/19
Project: SOU_ 0987-022_ 20191101, F&BI 911030

QUALITY ASSURANCE RESULTS FOR THE ANALYSIS OF WATER SAMPLES FOR TOTAL PETROLEUM HYDROCARBONS AS DIESEL EXTENDED USING METHOD NWTPH-Dx

Laboratory Code: Laboratory Control Sample

Analyte	Reporting Units	Spike Level	Percent Recovery LCS	Percent Recovery LCSD	Acceptance Criteria	RPD (Limit 20)
Diesel Extended	ug/L (ppb)	2,500	124	108	63-142	14

Data Qualifiers & Definitions

a - The analyte was detected at a level less than five times the reporting limit. The RPD results may not provide reliable information on the variability of the analysis.

b - The analyte was spiked at a level that was less than five times that present in the sample. Matrix spike recoveries may not be meaningful.

ca - The calibration results for the analyte were outside of acceptance criteria. The value reported is an estimate.

c - The presence of the analyte may be due to carryover from previous sample injections.

cf - The sample was centrifuged prior to analysis.

d - The sample was diluted. Detection limits were raised and surrogate recoveries may not be meaningful.

dv - Insufficient sample volume was available to achieve normal reporting limits.

f - The sample was laboratory filtered prior to analysis.

fb - The analyte was detected in the method blank.

fc - The analyte is a common laboratory and field contaminant.

hr - The sample and duplicate were reextracted and reanalyzed. RPD results were still outside of control limits. Variability is attributed to sample inhomogeneity.

hs - Headspace was present in the container used for analysis.

ht – The analysis was performed outside the method or client-specified holding time requirement.

ip - Recovery fell outside of control limits due to sample matrix effects.

j - The analyte concentration is reported below the lowest calibration standard. The value reported is an estimate.

J - The internal standard associated with the analyte is out of control limits. The reported concentration is an estimate.

jl - The laboratory control sample(s) percent recovery and/or RPD were out of control limits. The reported concentration should be considered an estimate.

js - The surrogate associated with the analyte is out of control limits. The reported concentration should be considered an estimate.

lc - The presence of the analyte is likely due to laboratory contamination.

L - The reported concentration was generated from a library search.

nm - The analyte was not detected in one or more of the duplicate analyses. Therefore, calculation of the RPD is not applicable.

pc - The sample was received with incorrect preservation or in a container not approved by the method. The value reported should be considered an estimate.

ve - The analyte response exceeded the valid instrument calibration range. The value reported is an estimate.

vo - The value reported fell outside the control limits established for this analyte.

x - The sample chromatographic pattern does not resemble the fuel standard used for quantitation.

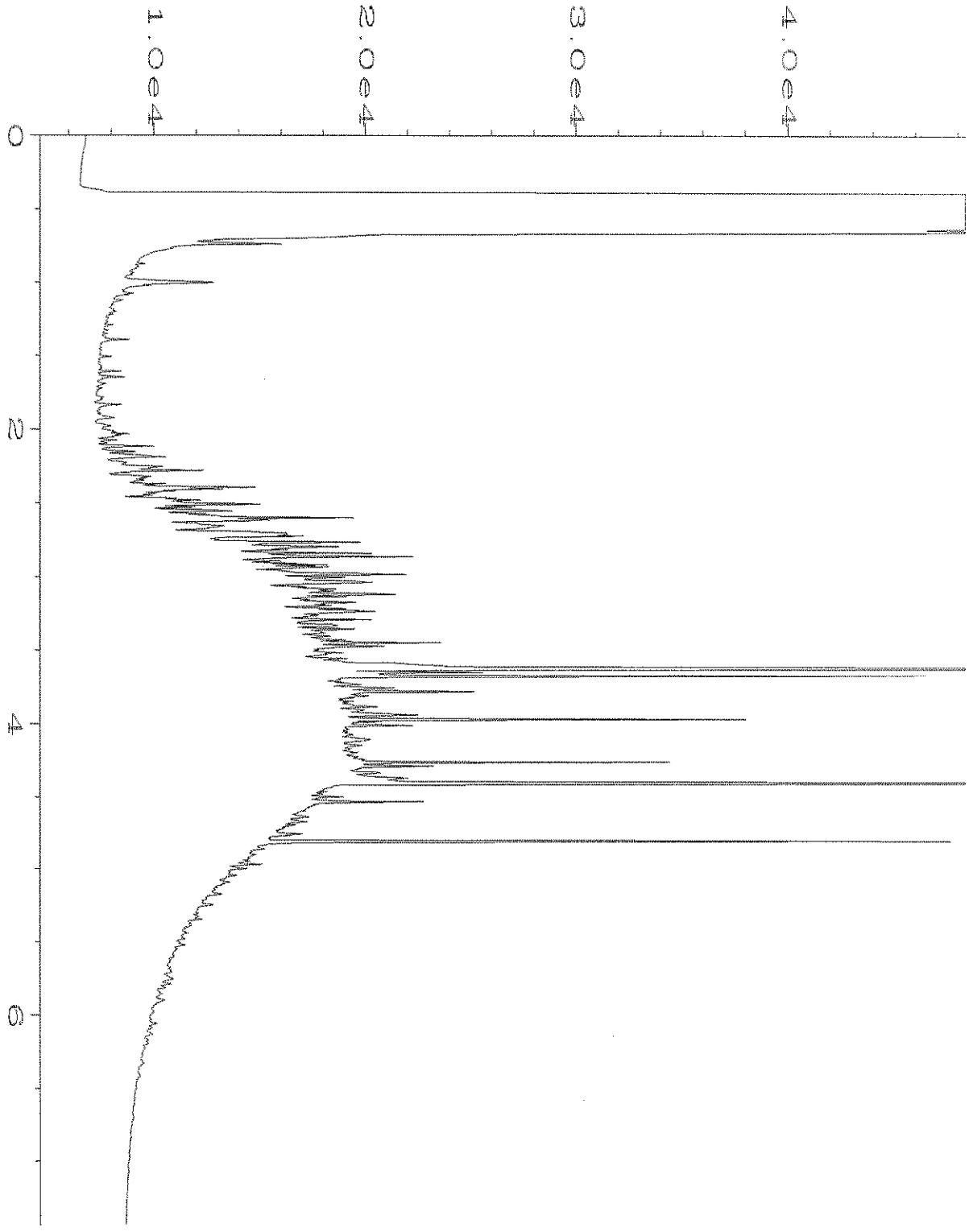

Data File Name	: C:\HPCHEM\1\DATA\11-14-19\028F0301.D		
Operator	: TL	Page Number	: 1
Instrument	: GC1	Vial Number	: 28
Sample Name	: 911030-02	Injection Number	: 1
Run Time Bar Code:		Sequence Line	: 3
Acquired on	: 14 Nov 19 01:04 PM	Instrument Method	: DX.MTH
Report Created on	: 14 Nov 19 01:22 PM	Analysis Method	: DEFAULT.MTH

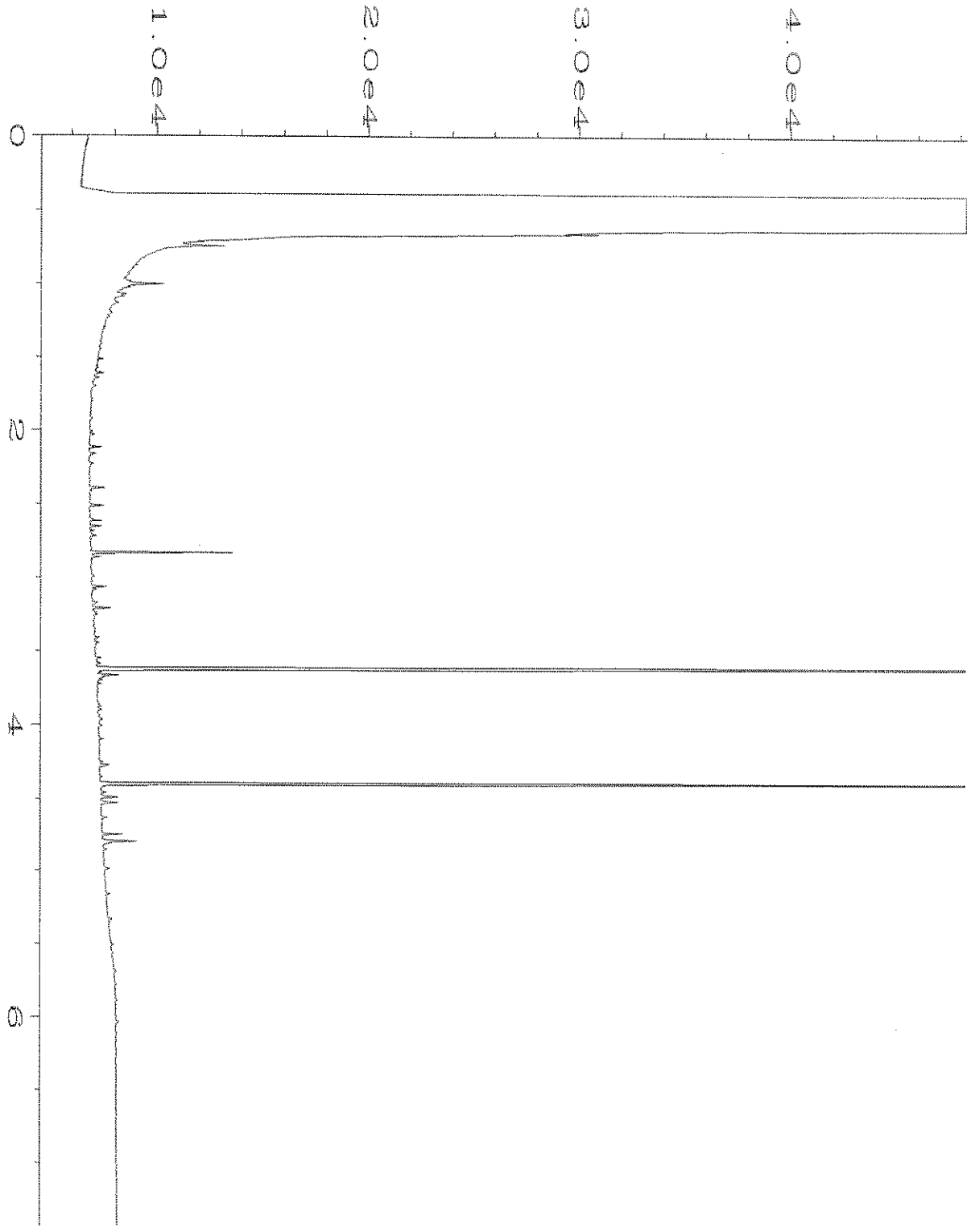

Data File Name	: C:\HPCHEM\1\DATA\11-14-19\024F0301.D		
Operator	: TL	Page Number	: 1
Instrument	: GC1	Vial Number	: 24
Sample Name	: 09-2808 mb	Injection Number	: 1
Run Time Bar Code:		Sequence Line	: 3
Acquired on	: 14 Nov 19 12:18 PM	Instrument Method	: DX.MTH
Report Created on	: 14 Nov 19 01:10 PM	Analysis Method	: DEFAULT.MTH

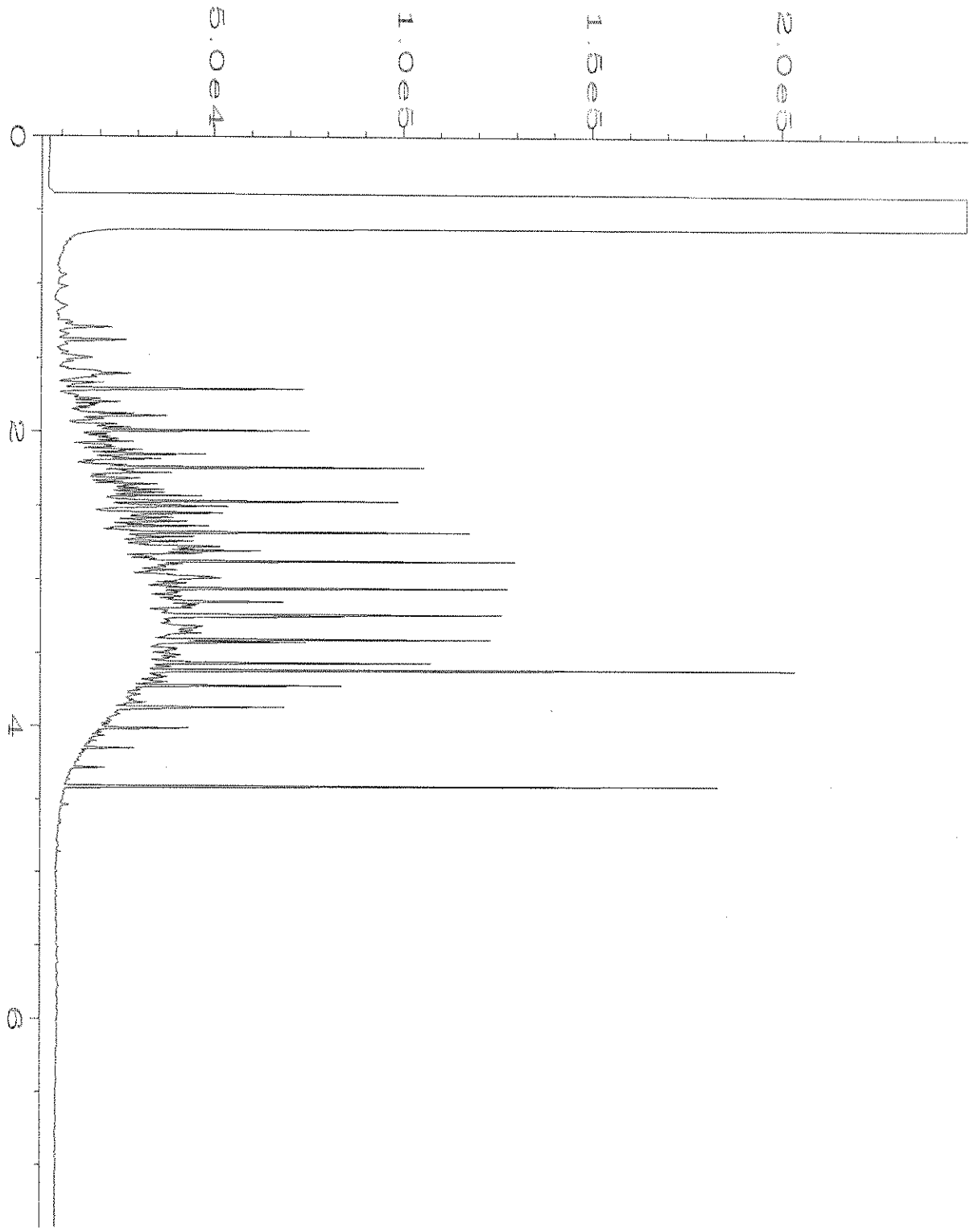

Data File Name : C:\HPCHEM\1\DATA\11-14-19\003F0201.D
Operator : TL
Instrument : GC1
Sample Name : 500 Dx 58-146B
Run Time Bar Code:
Acquired on : 14 Nov 19 05:53 AM
Report Created on: 14 Nov 19 01:10 PM

Page Number : 1
Vial Number : 3
Injection Number : 1
Sequence Line : 2
Instrument Method: DX.MTH
Analysis Method : DEFAULT.MTH

911030 ~~911023~~ (NP)

SAMPLE CHA[illegible] OF CUSTODY

ME 11-01-19

UW5/A04

Page # 1 of 1

Send Report to Clare Tochilin

Company SoundEarth Strategies, Inc.

Address 2811 Fairview Avenue E, Suite 2000

City, State, ZIP Seattle, Washington 98102

Phone # 206-306-1900 Fax # 206-306-1907

SAMPLERS (signature) Kyle Lowery

PROJECT NAME/NO. UW Laundry Property

PO # 0987-022

REMARKS HOLD

TURNAROUND TIME
Standard (2 Weeks)
RUSH
Rush charges authorized by:

SAMPLE DISPOSAL
Dispose after 30 days
Return samples
Will call with instructions

Sample ID	Sample Location	Sample Depth	Lab ID	Date Sampled	Time Sampled	Matrix	# of Jars	NWTPH-Dx	NWTPH-Gx	BTEX by 8021B	VOCs by 8260	SVOCs by 8270				Notes
P12-2014K01	P12	–	01 A-G	11/01/19	0830	H_2O	7				X					X-per CT
P13-2014K01	P13	–	02		0945			X			X					11/4/19
P14-2014K01	P14	–	03		1130			X	X	X	X					ME
P15-2014K01	P15	–	04		1310											X-per CT
P16-2014K01	P16	–	05		1400			X	X	X	X					11/13/19 24h TAT
																ME

Samples received at 3 °C

KJL 11/01/19

SIGNATURE	PRINT NAME	COMPANY	DATE	TIME
Relinquished by: Kyle Lowery	Kyle Lowery	SES	11/01/19	1755
Received by: [signature]	BISRAT TADESSE	FBI	11/01/19	1755
Relinquished by:				
Received by:				

Friedman & Bruya, Inc.
3012 16th Avenue West
Seattle, WA 98119-2029
Ph. (206) 285-8282
Fax (206) 283-5044

FORMS\COC\COC.DOC

Appendix B
Field Procedures and Boring Logs

Appendix B
Field Procedures and Boring Logs

UNDERGROUND UTILITY LOCATE

Prior to drilling activities, an underground utility locate was conducted in the area of the proposed boring locations to identify subsurface utilities and/or potential underground physical hazards. The underground utility check consisted of contacting a local utility alert service (One Call) and hiring a private utility locating service to locate utilities by conductible technology.

SOIL SAMPLING

Subsurface soil and groundwater conditions were evaluated at Site by drilling 17 sub-surface borings. Approximate boring locations are shown in Figure 2.

Five borings (RI-MW1 through RI-MW5) were completed with drilling equipment subcontracted to GeoEngineers, Inc. (GeoEngineers) using continuous-flight hollow-stem auger (HSA) drill rig. Discrete soil samples from selected depths were collected during HSA drilling using a 2-inch-diameter 18-inch-long stainless-steel split spoon sampler driven with a 300-pound auto hammer dropped from a distance of 30-inches. Soil samples obtained during the exploration activities were collected from the sampler with a stainless-steel knife or new gloves.

Twelve borings (RI-DP1 through RI-DP12) were completed with drilling equipment subcontracted to GeoEngineers using direct-push GeoProbe drill rig. Discrete soil samples from selected depths were collected directly from the 5-foot plastic liner. Soil samples obtained during the exploration activities were collected from the sampler with a stainless-steel knife or new gloves.

A representative from GeoEngineers observed and classified the soil encountered in general accordance with ASTM International (ASTM) D 2488-94 and maintained a detailed log of each exploration. The sampling equipment was decontaminated before each sampling attempt with an Alconox® solution wash and a laboratory-certified per- and polyfluoroalkyl substances (PFAS)-free distilled water rinse. Soil samples were obtained from the split spoon sampler for field screening and possible chemical analysis. Undisturbed portions of selected samples were placed in laboratory-prepared vials/jars for chemical analytical testing. The soil samples were placed in a cooler with ice for transport to the laboratory within proper hold-times under standard chain-of-custody procedures.

Drill cuttings and decontamination/purge water generated during the RI were tested for characterization purposes and were removed from the Site by a licensed waste removal company for off-site disposal. Borings not completed as monitoring wells were backfilled with bentonite and the surface restored to match the surrounding area.

FIELD SCREENING OF SOIL SAMPLES

Soil samples obtained from the borings were screened in the field for evidence of contamination using: (1) visual examination; (2) sheen screening; and (3) vapor headspace screening with a photoionization detector (PID). The results of headspace and sheen screening were included in the tables and on the boring logs.

Visual screening consisted of inspecting the soil for stains indicative of petroleum-related contamination. Visual screening is generally more effective when contamination is related to heavy petroleum hydrocarbons, such as motor oil or hydraulic oil, or when hydrocarbon concentrations are high. Sheen screening and headspace screening are more sensitive methods that have been effective in detecting contamination at concentrations less than regulatory cleanup guidelines. Sheen screening involves placing soil in a pan of water and observing the water surface for signs of sheen. Sheen classifications are as follows:

- **No Sheen (NS)** No visible sheen on the water surface;
- **Slight Sheen (SS)** Light, colorless, dull sheen; spread is irregular, not rapid, sheen dissipates rapidly. Natural organic matter in the soil might produce a slight sheen;
- **Moderate Sheen (MS)** Light to heavy sheen; might have some color/iridescence; spread is irregular to flowing, maybe rapid; few remaining areas of no sheen on water surface; and
- **Heavy Sheen (HS)** Heavy sheen with color/iridescence; spread is rapid; entire water surface might be covered with sheen.

Headspace vapor screening involves placing a soil sample in a plastic sample bag. Air is captured in the bag, and the bag is shaken to expose the soil to the air trapped in the bag. The probe of a PID is inserted in the bag and the instrument measures the concentration of combustible vapor in the air removed from the sample headspace. The PID measures concentrations in parts per million (ppm) and is calibrated to 100 ppm isobutylene gas. The PID is designed to quantify combustible gas and organic vapor concentrations up to 5,000 ppm. A lower threshold of significance of 1 ppm was used in this application. Field screening results are site-specific and vary with soil type, soil moisture content, temperature, and type of contaminant.

GROUNDWATER MONITORING WELL DEVELOPMENT AND SAMPLING

Following construction of the RI monitoring wells, the wells were developed using surge and purge development methods until the groundwater was relatively clear of suspended solids. Monitoring wells were left to sit undisturbed for at least 24 hours following development prior to groundwater sampling. Groundwater samples were obtained from monitoring wells RI-MW1 through RI-MW5. Groundwater samples were collected by low-flow methods using dedicated tubing and a peristaltic pump. Groundwater samples were placed in laboratory-prepared vials/jars for chemical analytical testing at OnSite Environmental of Redmond, Washington. The samples were placed in a cooler with ice for transport to the laboratory within proper hold-times under standard chain-of-custody procedures. Purge water from groundwater sampling was placed into drums and left on site pending receipt of analytical data for characterization and disposal at a permitted off-site facility.

SAMPLE IDENTIFICATION SCHEME

Each environmental sample obtained during the investigation was identified by a unique sample designation. The sample designation was documented in the field report on the boring log included on the sample container label and on the laboratory chain-of-custody. The soil sample designation scheme is as follows:

- Soil samples from borings: Boring number RI-MW2- etc. followed by the depth from which the soil sample was collected to the nearest 0.5 foot. For example, RI-MW2-10.5 is from boring number RI-MW2 sampled at 10.5 feet bgs.
- Groundwater samples from monitoring wells: Boring number RI-MW2- etc. followed by the date. For example, RI-MW5-251111 is the groundwater sample collected from boring/monitoring well RI-MW2 sampled on November 11, 2025.

INVESTIGATION-DERIVED WASTE MANAGEMENT

Investigation-derived waste (IDW) includes drill cuttings, well development water, sampling equipment decontamination water, pre-sampling purge water from monitoring wells, and incidental waste. Drill cuttings, well development water, decontamination water, and pre-sampling purge water was stored in sealed drums. The drums were temporarily stored on the Site pending waste designation and off-site disposal. The drums were labeled with the following information:

- Material contained in the drum (e.g., drill cuttings, decontamination water, etc.).
- Source of the material (e.g., investigation locations and depths where applicable).
- Date material was generated.
- Name and telephone number of the appropriate contact person.

Incidental waste to be generated during sampling activities includes items such as disposable gloves, plastic sheeting, sample bags, paper towels, and similar expended and discarded field supplies. These materials are considered *de minimis* and were disposed of in a trash receptacle or county disposal facility.

SOIL CLASSIFICATION CHART

MAJOR DIVISIONS			SYMBOLS GRAPH	SYMBOLS LETTER	TYPICAL DESCRIPTIONS
COARSE GRAINED SOILS	GRAVEL AND GRAVELLY SOILS	CLEAN GRAVELS (LITTLE OR NO FINES)		GW	WELL-GRADED GRAVELS, GRAVEL - SAND MIXTURES
	MORE THAN 50% OF COARSE FRACTION RETAINED ON NO. 4 SIEVE			GP	POORLY-GRADED GRAVELS, GRAVEL - SAND MIXTURES
		GRAVELS WITH FINES (APPRECIABLE AMOUNT OF FINES)		GM	SILTY GRAVELS, GRAVEL - SAND - SILT MIXTURES
				GC	CLAYEY GRAVELS, GRAVEL - SAND - CLAY MIXTURES
MORE THAN 50% RETAINED ON NO. 200 SIEVE	SAND AND SANDY SOILS	CLEAN SANDS (LITTLE OR NO FINES)		SW	WELL-GRADED SANDS, GRAVELLY SANDS
	MORE THAN 50% OF COARSE FRACTION PASSING ON NO. 4 SIEVE			SP	POORLY-GRADED SANDS, GRAVELLY SAND
		SANDS WITH FINES (APPRECIABLE AMOUNT OF FINES)		SM	SILTY SANDS, SAND - SILT MIXTURES
				SC	CLAYEY SANDS, SAND - CLAY MIXTURES
FINE GRAINED SOILS	SILTS AND CLAYS	LIQUID LIMIT LESS THAN 50		ML	INORGANIC SILTS, ROCK FLOUR, CLAYEY SILTS WITH SLIGHT PLASTICITY
				CL	INORGANIC CLAYS OF LOW TO MEDIUM PLASTICITY, GRAVELLY CLAYS, SANDY CLAYS, SILTY CLAYS, LEAN CLAYS
				OL	ORGANIC SILTS AND ORGANIC SILTY CLAYS OF LOW PLASTICITY
MORE THAN 50% PASSING NO. 200 SIEVE	SILTS AND CLAYS	LIQUID LIMIT GREATER THAN 50		MH	INORGANIC SILTS, MICACEOUS OR DIATOMACEOUS SILTY SOILS
				CH	INORGANIC CLAYS OF HIGH PLASTICITY
				OH	ORGANIC CLAYS AND SILTS OF MEDIUM TO HIGH PLASTICITY
HIGHLY ORGANIC SOILS				PT	PEAT, HUMUS, SWAMP SOILS WITH HIGH ORGANIC CONTENTS

NOTE: Multiple symbols are used to indicate borderline or dual soil classifications

Sampler Symbol Descriptions

- Modified California Sampler (6-inch sleeve) or Dames & Moore
- Standard Penetration Test (SPT)
- Shelby tube
- Piston
- Direct-Push
- Bulk or grab
- Continuous Coring

Blowcount is recorded for driven samplers as the number of blows required to advance sampler 12 inches (or distance noted). See exploration log for hammer weight and drop.

"P" indicates sampler pushed using the weight of the drill rig.

"WOH" indicates sampler pushed using the weight of the hammer.

ADDITIONAL MATERIAL SYMBOLS

SYMBOLS GRAPH	SYMBOLS LETTER	TYPICAL DESCRIPTIONS
	AC	Asphalt Concrete
	CC	Cement Concrete
	CR	Crushed Rock/ Quarry Spalls
	SOD	Sod/Forest Duff
	TS	Topsoil

Groundwater Contact

Measured groundwater level in exploration, well, or piezometer

Measured free product in well or piezometer

Graphic Log Contact

Distinct contact between soil strata

Approximate contact between soil strata

Material Description Contact

Contact between geologic units

Contact between soil of the same geologic unit

Laboratory / Field Tests

%F	Percent fines
%G	Percent gravel
AL	Atterberg limits
CA	Chemical analysis
CP	Laboratory compaction test
CS	Consolidation test
DD	Dry density
DS	Direct shear
EI	Expansion index
HA	Hydrometer analysis
MC	Moisture content
MD	Moisture content and dry density
Mohs	Mohs hardness scale
OC	Organic content
PM	Permeability or hydraulic conductivity
PI	Plasticity index
PL	Point load test
PP	Pocket penetrometer
SA	Sieve analysis
TX	Triaxial compression
UC	Unconfined compression
UU	Unconsolidated undrained triaxial compression
VS	Vane shear

Sheen Classification

NS	No Visible Sheen
SS	Slight Sheen
MS	Moderate Sheen
HS	Heavy Sheen

NOTE: The reader must refer to the discussion in the report text and the logs of explorations for a proper understanding of subsurface conditions. Descriptions on the logs apply only at the specific exploration locations and at the time the explorations were made; they are not warranted to be representative of subsurface conditions at other locations or times.

Key to Exploration Logs

GeoEngineers

Figure B-1

Drilled	Start	End	Total Depth (ft)	Logged By	Checked By	Driller	Drilling Method
	2/4/2025	2/4/2025	19	MN	MAB	Holocene Drilling, Inc.	Hollow-stem Auger

Hammer Data	Autohammer 140 (lbs) / 30 (in) Drop	Drilling Equipment	Diedrich D-70
Surface Elevation (ft) Vertical Datum	62.5 NAVD88	Top of Casing Elevation (ft)	62.10
Easting (X) Northing (Y)	1278680 214070	Horizontal Datum	WA State Plane North NAD83 (feet)

DOE Well I.D.: BQL-340
A 2-in well was installed on 2/4/2025 to a depth of 17 ft.

Groundwater Date Measured	Depth to Water (ft)	Elevation (ft)
2/6/2025	10.98	51.12

Notes:

Elevation (feet)	Depth (feet)	Interval	Recovered (in)	Blows/foot	Collected Sample	Sample Name Testing	Water Level	Graphic Log	Group Classification	MATERIAL DESCRIPTION	Sheen	Headspace Vapor (ppm)
	0								CC	Approximately 6 inches of cement concrete pavement	NS	<1
									SM	Brown silty fine to medium sand (moist) (fill)		
60	5	1	1	1					SP-SM	Brown fine to medium sand with silt (moist)	NS	<1
55		1	0			RI-MW1-8.0 CA			SP	Brown medium sand (moist)	SS	<1
	10	2	7	2		RI-MW1-10.5 CA	▼		GP-GM	Gray fine gravel with occasional silt and sand (wet)	HS	<1
50		3	12	1		RI-MW1-13.5 CA			SP-SM	Gray fine to medium sand with silt (wet)	SS	<1
									CL	Gray clay (wet) (recessional lacustrine deposits)		
									SP-SM	Gray fine to medium sand with silt (wet)		
	15	4	9	2							SS	<1
45		5	13	2		RI-MW1-18.5 CA			CL	Gray clay, trace sand and gravel (wet)	SS	<1

WELL LOG

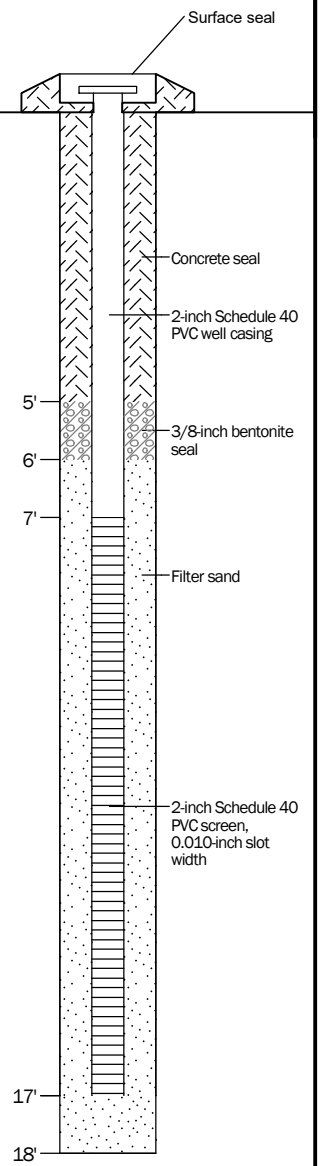

Note: See Figure A-1 for explanation of symbols.
Coordinates Data Source: Horizontal approximated based on field measurements. Vertical approximated based on Topographic Survey by BRH.

Log of Monitoring Well RI-MW1

GeoEngineers

Project: UW Mount Baker Laundry Site, RI-FS Report
Project Location: Seattle, Washington
Project Number: 17613-012-01

Figure B-2
Sheet 1 of 1

Date:2/10/26 Path:P:\17\17613012\GINT\176130120 1.GPJ DBLibrary/Library:GEOENGINEERS_DF_STD_US_JUNE_2017.GLB/GEI8_ENVIRONMENTAL_WELL

Drilled	Start	End	Total Depth (ft)	Logged By	Checked By	Driller	Drilling Method
	2/4/2025	2/4/2025	16.5	MAB	JL	Holocene Drilling, Inc.	Hollow-stem Auger

Hammer Data	Autohammer 140 (lbs) / 30 (in) Drop	Drilling Equipment	Diedrich D-70
Surface Elevation (ft) Vertical Datum	51.6 NAVD88	Top of Casing Elevation (ft)	51.20
Easting (X) Northing (Y)	1278790 214060	Horizontal Datum	WA State Plane North NAD83 (feet)

DOE Well I.D.: BQL-356
A 2-in well was installed on 2/24/2025 to a depth of 15 ft.

Groundwater Date Measured	Depth to Water (ft)	Elevation (ft)
3/5/2025	3.70	47.50

Notes:

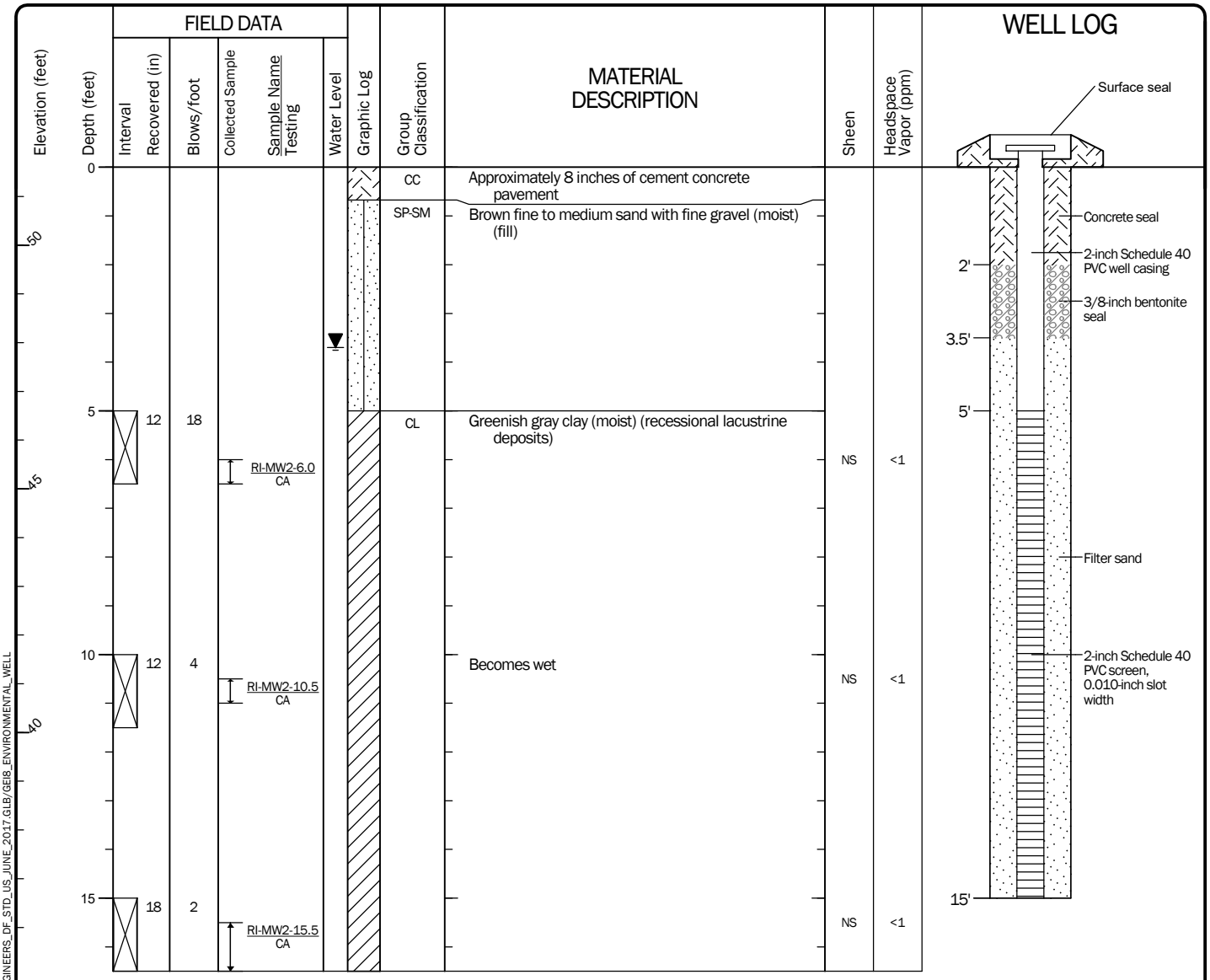

Note: See Figure A-1 for explanation of symbols.
Coordinates Data Source: Horizontal approximated based on field measurements. Vertical approximated based on Topographic Survey by BRH.

Log of Monitoring Well RI-MW2

GeoEngineers

Project: UW Mount Baker Laundry Site, RI-FS Report
Project Location: Seattle, Washington
Project Number: 17613-012-01

Figure B-3
Sheet 1 of 1

Date:2/10/26 Path:P:\17\17613012\GINT\17613012O1.GPJ DBLibrary/Library:GEOENGINEERS_DF_STD_US_JUNE_2017.GLB/GEI8_ENVIRONMENTAL_WELL

Drilled	Start	End	Total Depth (ft)	Logged By	Checked By	Driller	Drilling Method
	2/4/2025	2/4/2025	16.5	MAB	JL	Holocene Drilling, Inc.	Hollow-stem Auger

Hammer Data	Autohammer 140 (lbs) / 30 (in) Drop	Drilling Equipment	Diedrich D-70
Surface Elevation (ft) Vertical Datum	52.6 NAVD88	Top of Casing Elevation (ft)	52.20
Easting (X) Northing (Y)	1278820 214030	Horizontal Datum	WA State Plane North NAD83 (feet)

DOE Well I.D.: BQL-357
A 2-in well was installed on 2/27/2025 to a depth of 15 ft.

Groundwater Date Measured	Depth to Water (ft)	Elevation (ft)
3/5/2025	6.80	45.40

Notes:

Elevation (feet)	Depth (feet)	Interval Recovered (in)	Blows/foot	Collected Sample / Sample Name / Testing	Water Level	Graphic Log	Group Classification	MATERIAL DESCRIPTION	Sheen	Headspace Vapor (ppm)
	0						CC	Approximately 8 inches of cement concrete pavement		
							SM	Brown-gray silty fine to medium sand with fine gravel and cobbles (moist) (fill)		
50	5			RI-MW3-5.0 CA	▼			(Hand auger sample from 5 to 5½ feet bgs)	NS	1.1
45		14	3				ML	Gray silt, trace fine gravel with blackened wood fragments (moist)	NS	<1
				RI-MW3-8.8 SDUP-250227 CA						
	10	18	2	RI-MW3-10.5 CA			CL	Light gray clay (moist) (recessional lacustrine deposits)	NS	<1
40		18	5						NS	<1
	15	18	1					Becomes wet	NS	<1

WELL LOG

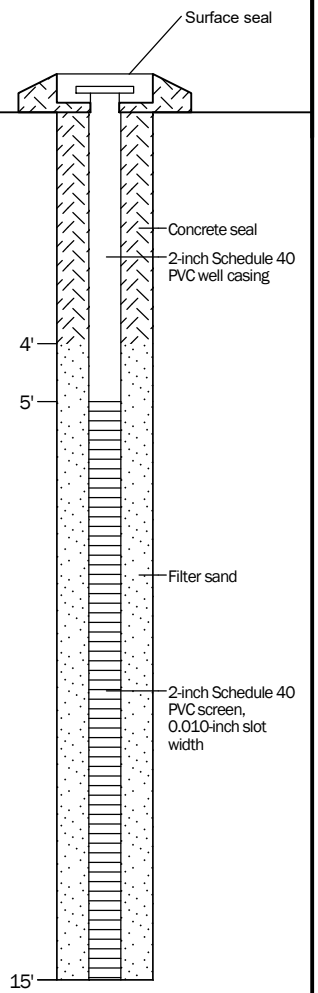

Note: See Figure A-1 for explanation of symbols.
Coordinates Data Source: Horizontal approximated based on field measurements. Vertical approximated based on Topographic Survey by BRH.

Log of Monitoring Well RI-MW3

GeoEngineers

Project: UW Mount Baker Laundry Site, RI-FS Report
Project Location: Seattle, Washington
Project Number: 17613-012-01

Figure B-4
Sheet 1 of 1

Date:2/10/26 Path:P:\17\17613012\GINT\1761301201.GPJ DBLibrary/Library:GEOENGINEERS_DF_STD_US_JUNE_2017.GLB/GEI8_ENVIRONMENTAL_WELL

Drilled	Start	End	Total Depth (ft)	Logged By	Checked By	Driller	Drilling Method
	2/4/2025	2/4/2025	26.5	MN	MAB	Holocene Drilling, Inc.	Hollow-stem Auger

Hammer Data	Autohammer 140 (lbs) / 30 (in) Drop	Drilling Equipment	Diedrich D-70
Surface Elevation (ft) Vertical Datum	54 NAVD88	Top of Casing Elevation (ft)	53.60
Easting (X) Northing (Y)	1278800 213940	Horizontal Datum	WA State Plane North NAD83 (feet)

DOE Well I.D.: BQL-338
A 2-in well was installed on 2/3/2025 to a depth of 25 ft.

Groundwater Date Measured	Depth to Water (ft)	Elevation (ft)
2/6/2025	11.30	42.30

Notes:

Elevation (feet)	Depth (feet)	Interval	Recovered (in)	Blows/foot	Collected Sample	Sample Name Testing	Water Level	Graphic Log	Group Classification	MATERIAL DESCRIPTION	Sheen	Headspace Vapor (ppm)
	0								AC	Approximately 4 inches of asphalt concrete pavement		
									SP-SM	Brown fine to medium sand with silt (moist)	NS	<1
50			8	11							NS	<1
	5		6	7							NS	<1
			12	27						Trace black staining	NS	<1
45												
	10		12	15							NS	<1
							▼					
			12	43		RI-MW4-13.0 CA					NS	<1
40												
	15		0									
			18	1		RI-MW4-19.0 CA			CH	Gray clay (wet) (recessional lacustrine deposits)	NS	<1
35												
	20		8	5							NS	<1

WELL LOG

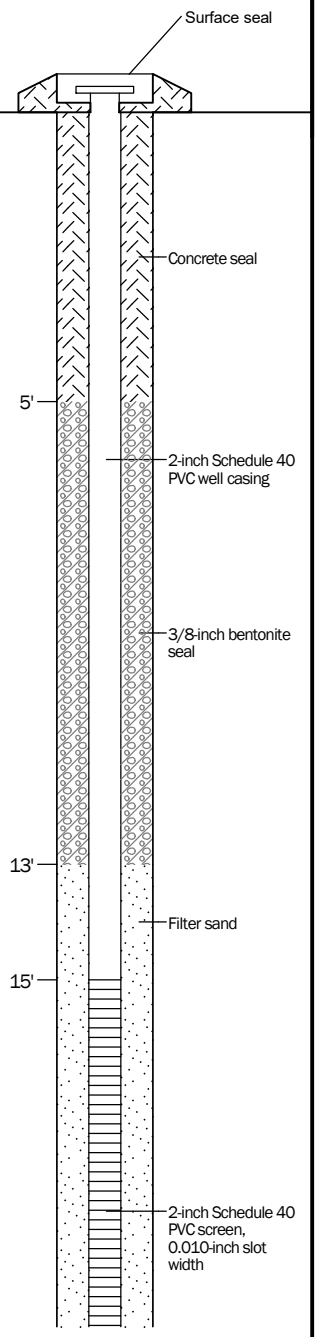

Note: See Figure A-1 for explanation of symbols.
Coordinates Data Source: Horizontal approximated based on field measurements. Vertical approximated based on Topographic Survey by BRH.

Log of Monitoring Well RI-MW4

GeoEngineers

Project: UW Mount Baker Laundry Site, RI-FS Report
Project Location: Seattle, Washington
Project Number: 17613-012-01

Figure B-5
Sheet 1 of 2

Date:2/10/26 Path:P:\17\17613012\GINT\17613012O1.GPJ DBLibrary/Library:GEOENGINEERS_DF_STD_US_JUNE_2017.GLB/GEI8_ENVIRONMENTAL_WELL

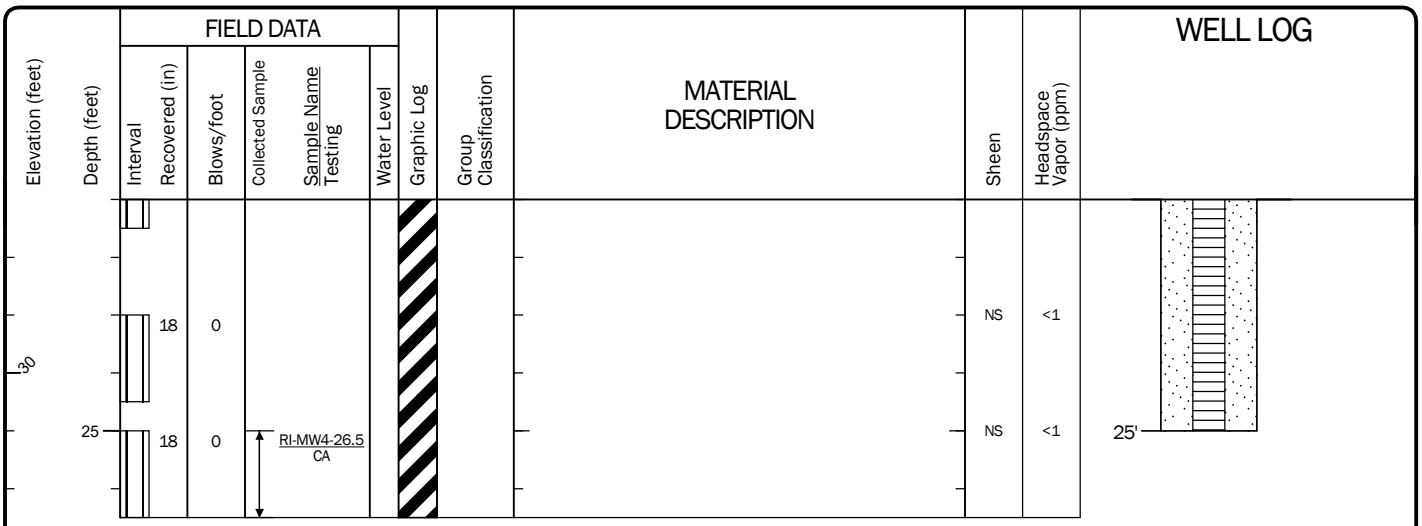

Log of Monitoring Well RI-MW4 (continued)

GeoEngineers

Project: UW Mount Baker Laundry Site, RI-FS Report
Project Location: Seattle, Washington
Project Number: 17613-012-01

Figure B-6
Sheet 2 of 2

Date:2/10/26 Path:P:\17\17613012\GINT\1761301201.GPJ DBLibrary/Library:GEOENGINEERS_DF_STD_US_JUNE_2017.GLB/GEI8_ENVIRONMENTAL_WELL

Drilled	Start	End	Total Depth (ft)	Logged By	Checked By	Driller	Drilling Method
	2/4/2025	2/4/2025	19	MN	MAB	Holocene Drilling, Inc.	Hollow-stem Auger

Hammer Data	Autohammer 140 (lbs) / 30 (in) Drop	Drilling Equipment	Diedrich D-70
Surface Elevation (ft) Vertical Datum	54 NAVD88	Top of Casing Elevation (ft)	53.60
Easting (X) Northing (Y)	1278790 213840	Horizontal Datum	WA State Plane North NAD83 (feet)

DOE Well I.D.: BQL-339
A 2-in well was installed on 2/4/2025 to a depth of 17 ft.

Groundwater Date Measured	Depth to Water (ft)	Elevation (ft)
4/29/2025	11.60	42.00

Notes:

Elevation (feet)	Depth (feet)	Interval	Recovered (in)	Blows/foot	Collected Sample	Sample Name Testing	Water Level	Graphic Log	Group Classification	MATERIAL DESCRIPTION	Sheen	Headspace Vapor (ppm)
50	0								AC	Approximately 4 inches of asphalt concrete pavement		
									SM	Brown silty fine to medium sand with gravel (moist) (fill)		
											NS	<1
											SS	2.5
45	5	1	18	23		RI-MW5-6.5 CA				With blue-gray staining		
		2	6	13							SS	<1
	10	3	12	20							NS	<1
							▼		SP-SM	Brown fine to medium sand (moist)		
		4	16	13		RI-MW5-13.0 CA			SM	Gray silty fine to medium sand (wet)	NS	<1
											NS	<1
40	15	5	18	3					CH	Gray clay (wet) (recessional lacustrine deposits)	NS	<1
		6	18								NS	<1
35				1		RI-MW5-19.0 CA						

WELL LOG

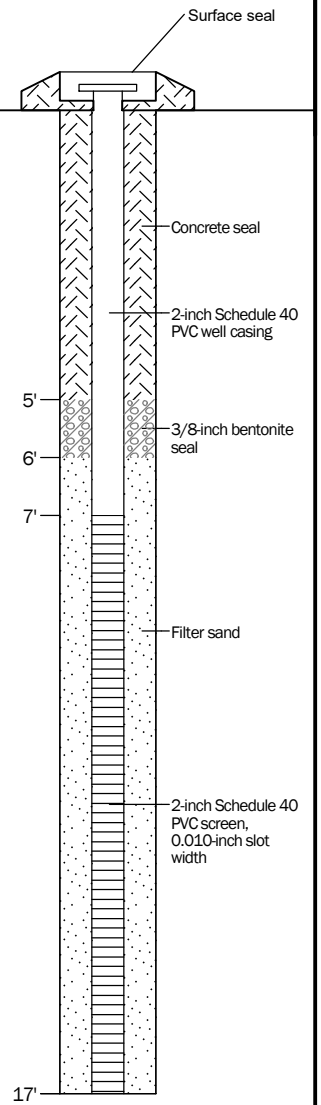

Note: See Figure A-1 for explanation of symbols.
Coordinates Data Source: Horizontal approximated based on field measurements. Vertical approximated based on Topographic Survey by BRH.

Log of Monitoring Well RI-MW5

GeoEngineers

Project: UW Mount Baker Laundry Site, RI-FS Report
Project Location: Seattle, Washington
Project Number: 17613-012-01

Figure B-7
Sheet 1 of 1

Date:2/10/26 Path:P:\17\17613012\GINT\1761301201.GPJ DBLibrary/Library:GEOENGINEERS_DF_STD_US_JUNE_2017.GLB/GEI8_ENVIRONMENTAL_WELL

Drilled Start 2/3/2025 End 2/3/2025	Total Depth (ft) 20	Logged By MAB Checked By JL	Driller Holocene Drilling, Inc.	Drilling Method Direct Push	
Surface Elevation (ft) 55 Vertical Datum NAVD88		Hammer Data Pneumatic		Drilling Equipment Geoprobe 6011 DT	
Easting (X) 1278660 Northing (Y) 214000		System Datum WA State Plane North NAD83 (feet)		See "Remarks" section for groundwater observed	

Notes: Completed inside former UW Laundry building. Grab groundwater sample collected from boring.

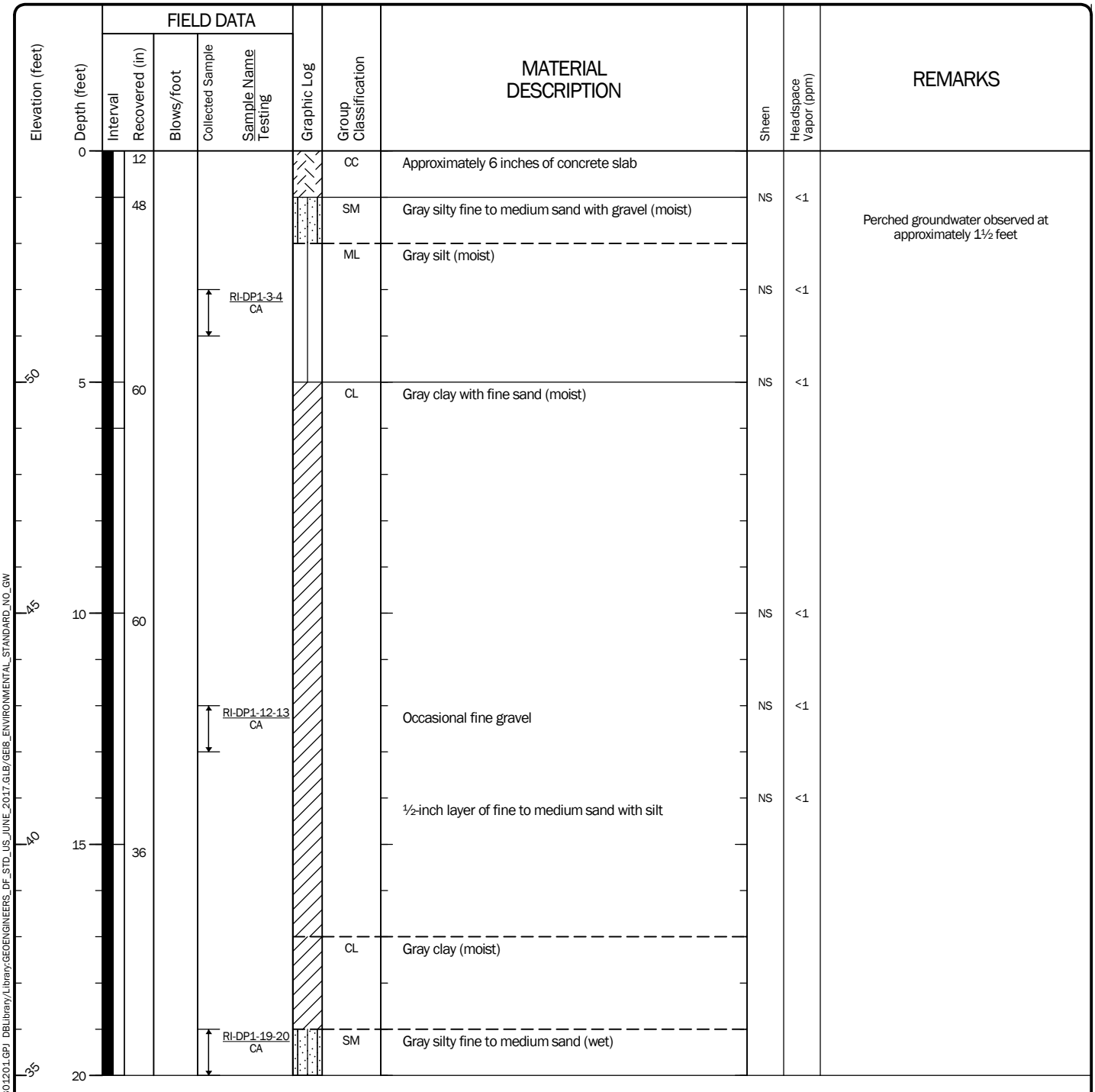

Note: See Figure A-1 for explanation of symbols.
Coordinates Data Source: Horizontal approximated based on field measurements. Vertical approximated based on as-built drawings.

Log of Boring RI-DP1

GeoEngineers

Project: UW Mount Baker Laundry Site, RI-FS Report
Project Location: Seattle, Washington
Project Number: 17613-012-01

Figure B-8
Sheet 1 of 1

Date:2/10/26 Path:P:\17\17613012\GINT\1761301201.GPJ DBLibrary/Library:GEOENGINEERS_DF_STD_US_JUNE_2017.GLB/GEI8_ENVIRONMENTAL_STANDARD_NO_GW

Drilled: Start 2/3/2025 End 2/3/2025	Total Depth (ft): 15	Logged By: MAB Checked By: JL	Driller: Holocene Drilling, Inc.	Drilling Method: Direct Push	
Surface Elevation (ft) / Vertical Datum: 55 NAVD88	Hammer Data: Pneumatic	Drilling Equipment: Geoprobe 6011 DT			
Easting (X) / Northing (Y): 1278730 214040	System Datum: WA State Plane North NAD83 (feet)	See "Remarks" section for groundwater observed			

Notes: Completed inside former UW Laundry building. Grab groundwater sample collected from boring.

Elevation (feet)	Depth (feet)	FIELD DATA: Interval	Recovered (in)	Blows/foot	Collected Sample	Sample Name Testing	Graphic Log	Group Classification	MATERIAL DESCRIPTION	Sheen	Headspace Vapor (ppm)	REMARKS
	0							CC	Approximately 9 inches of concrete slab			
								SM	Brown silty fine to medium sand with gravel (moist)			
			20			RI-DP2-4.0 CA				NS	<1	
50	5		0									
45	10		24						Becomes wet			Groundwater observed at approximately 11 feet
						RI-DP2-13.0 CA			Becomes gray	NS	<1	
						RI-DP2-14.0 CA				NS	<1	
40	15							CL	Gray clay (wet)			

Note: See Figure A-1 for explanation of symbols.
Coordinates Data Source: Horizontal approximated based on field measurements. Vertical approximated based on as-built drawings.

Log of Boring RI-DP2

GeoEngineers

Project: UW Mount Baker Laundry Site, RI-FS Report
Project Location: Seattle, Washington
Project Number: 17613-012-01

Figure B-9
Sheet 1 of 1

Date:2/10/26 Path:P:\17\17613012\GINT\17613012O1.GPJ DBLibrary/Library:GEOENGINEERS_DF_STD_US_JUNE_2017.GLB/GEI8_ENVIRONMENTAL_STANDARD_NO_GW

Drilled	Start 2/3/2025	End 2/3/2025	Total Depth (ft) 15	Logged By MAB / Checked By JL	Driller Holocene Drilling, Inc.	Drilling Method Direct Push
Surface Elevation (ft) / Vertical Datum	55 / NAVD88		Hammer Data	Pneumatic	Drilling Equipment	Geoprobe 6011 DT
Easting (X) / Northing (Y)	1278660 / 213860		System Datum	WA State Plane North NAD83 (feet)	Groundwater not observed at time of exploration	

Notes: Completed inside former UW Laundry building.

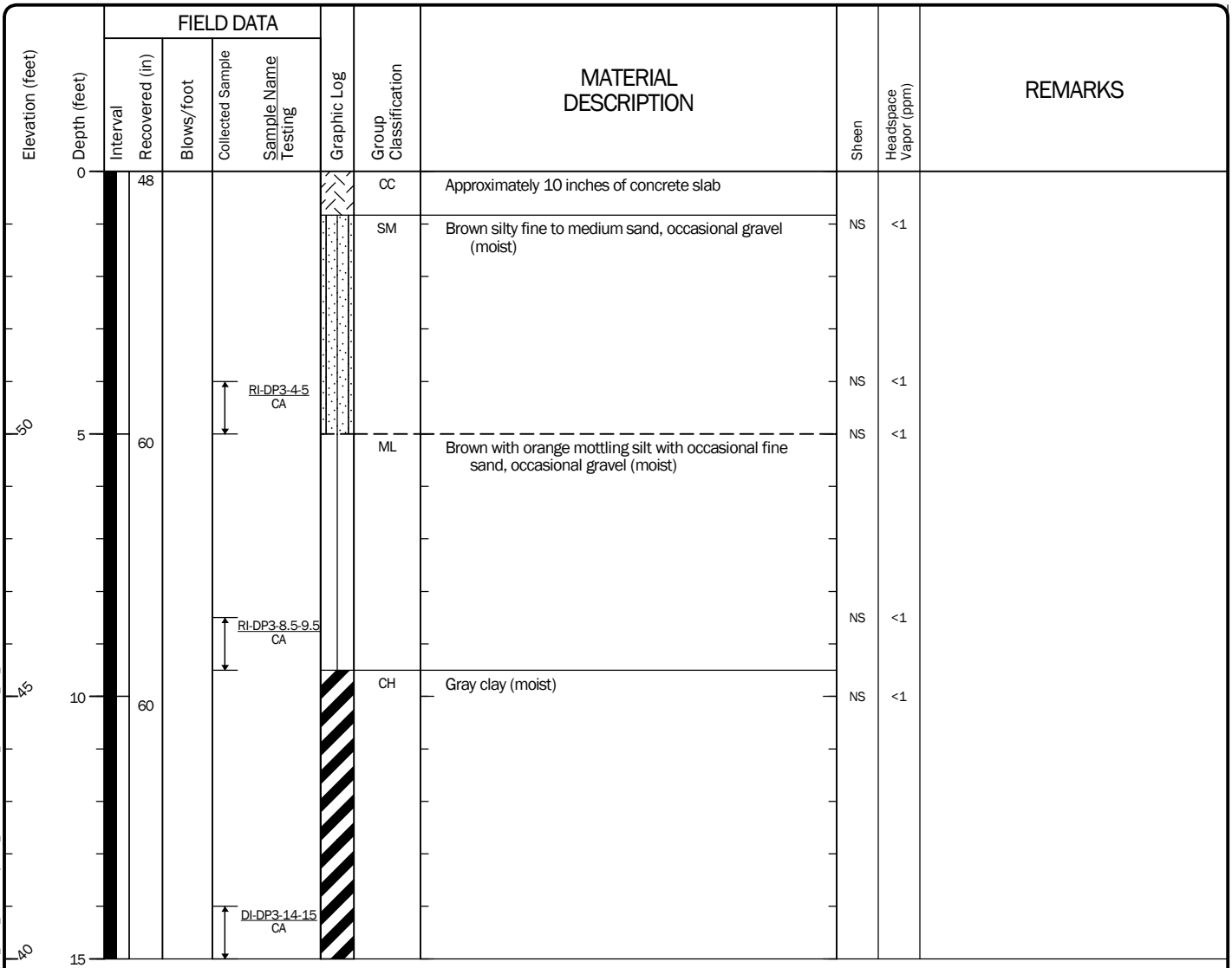

Note: See Figure A-1 for explanation of symbols.
Coordinates Data Source: Horizontal approximated based on field measurements. Vertical approximated based on as-built drawings.

Log of Boring RI-DP3

GeoEngineers

Project: UW Mount Baker Laundry Site, RI-FS Report
Project Location: Seattle, Washington
Project Number: 17613-012-01

Figure B-10
Sheet 1 of 1

Date:2/10/26 Path:P:\17\17613012\GINT\17613012O1.GPJ DBLibrary/Library:GEOENGINEERS_DF_STD_US_JUNE_2017.GLB/GEI8_ENVIRONMENTAL_STANDARD_NO_GW

Drilled	Start	End	Total Depth (ft)	Logged By	Checked By	Driller	Drilling Method
	2/3/2025	2/3/2025	20	MAB	JL	Holocene Drilling, Inc.	Direct Push

Surface Elevation (ft) Vertical Datum	55 NAVD88	Hammer Data	Pneumatic	Drilling Equipment	Geoprobe 6011 DT
Easting (X) Northing (Y)	1278740 213850	System Datum	WA State Plane North NAD83 (feet)	See "Remarks" section for groundwater observed	

Notes: Completed inside former UW Laundry building. Grab groundwater sample collected from boring.



Note: See Figure A-1 for explanation of symbols.
Coordinates Data Source: Horizontal approximated based on field measurements. Vertical approximated based on as-built drawings.

Log of Boring RI-DP4

GeoEngineers

Project: UW Mount Baker Laundry Site, RI-FS Report
Project Location: Seattle, Washington
Project Number: 17613-012-01

Figure B-11
Sheet 1 of 1

Date:2/10/26 Path:P:\17\17613012\GINT\1761301201.GPJ DBLibrary/Library:GEOENGINEERS_DF_STD_US_JUNE_2017.GLB/GEI8_ENVIRONMENTAL_STANDARD_NO_GW

Drilled: Start 2/3/2025 End 2/3/2025	Total Depth (ft): 10.5	Logged By: MAB Checked By: JL	Driller: Holocene Drilling, Inc.	Drilling Method: Direct Push	
Surface Elevation (ft) Vertical Datum: 69 NAVD88		Hammer Data: Pneumatic		Drilling Equipment: Geoprobe 6011 DT	
Easting (X) Northing (Y): 1278620 213900		System Datum: WA State Plane North NAD83 (feet)		Groundwater not observed at time of exploration	

Notes: Completed inside former UW Laundry building.

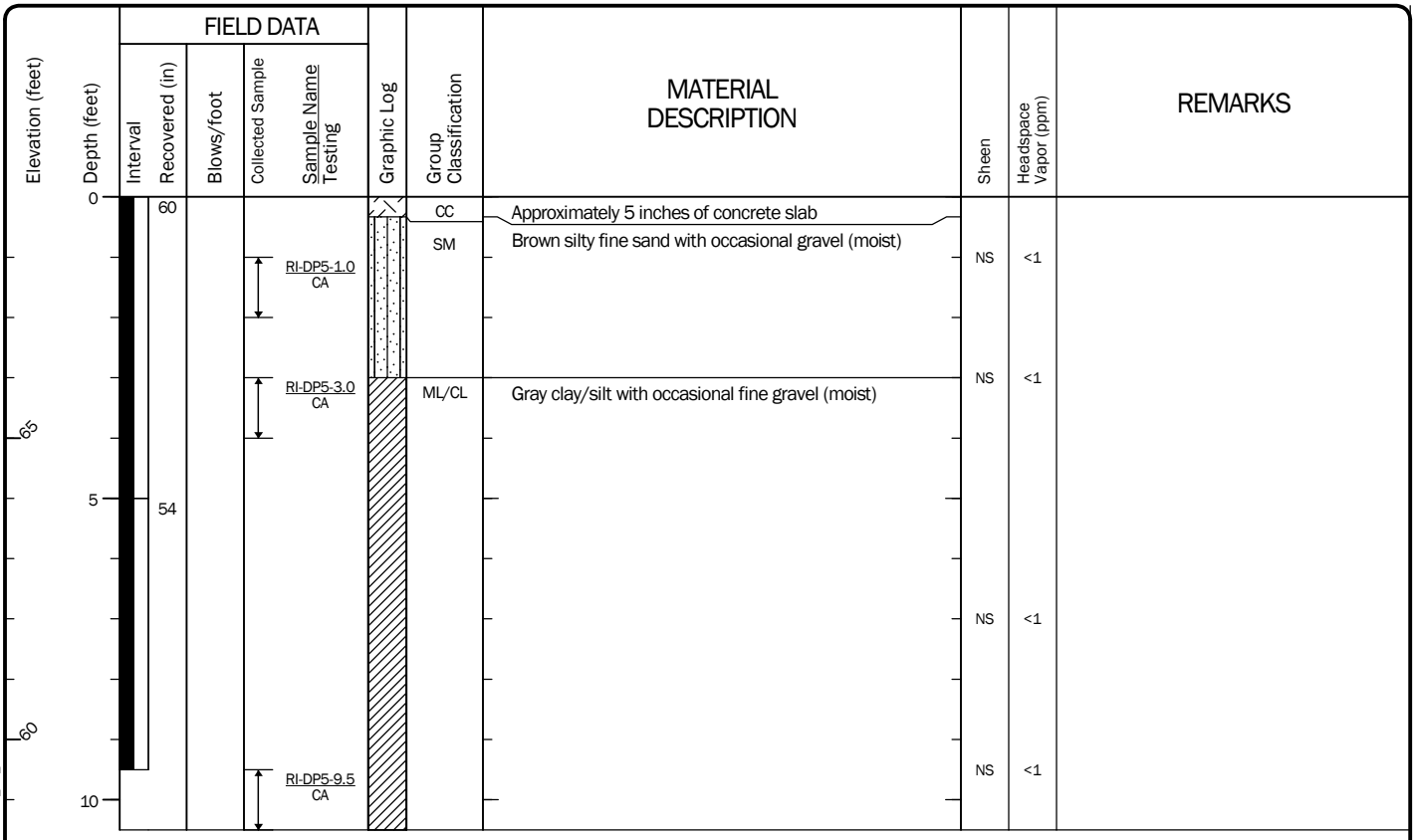

Note: See Figure A-1 for explanation of symbols.
Coordinates Data Source: Horizontal approximated based on field measurements. Vertical approximated based on as-built drawings.

Log of Boring RI-DP5

GeoEngineers

Project: UW Mount Baker Laundry Site, RI-FS Report
Project Location: Seattle, Washington
Project Number: 17613-012-01

Figure B-12
Sheet 1 of 1

Date:2/10/26 Path:P:\17\17613012\GINT\1761301201.GPJ DBLibrary/Library:GEOENGINEERS_DF_STD_US_JUNE_2017.GLB/GEI8_ENVIRONMENTAL_STANDARD_NO_GW

Drilled Start 12/11/2025 End 12/11/2025	Total Depth (ft) 15	Logged By MN Checked By MAB	Driller Holocene Drilling, Inc.	Drilling Method Direct Push	
Surface Elevation (ft) 53 Vertical Datum NAVD88		Hammer Data Pneumatic		Drilling Equipment Geoprobe 6011 DT	
Easting (X) 1278820 Northing (Y) 214050		System Datum WA State Plane North NAD83 (feet)		Groundwater not observed at time of exploration	
Notes:					

Elevation (feet)	Depth (feet)	FIELD DATA: Interval	Recovered (in)	Blows/foot	Collected Sample	Sample Name Testing	Graphic Log	Group Classification	MATERIAL DESCRIPTION	Sheen	Headspace Vapor (ppm)	REMARKS
	0							CC	Approximately 8 inches of concrete cement pavement			
			35					SM	Brown silty fine to medium sand (moist)			
50										NS	<1	
	5		36									
45										NS	<1	
	10		42			RI-DP6-10.5 CA		CL	Gray clay (moist)	NS	<1	
								ML	Gray silt (moist)			
40												
	15											

Note: See Figure A-1 for explanation of symbols.
Coordinates Data Source: Horizontal approximated based on field measurements. Vertical approximated based on as-built drawings.

Log of Boring RI-DP6

GeoEngineers

Project: UW Mount Baker Laundry Site, RI-FS Report
Project Location: Seattle, Washington
Project Number: 17613-012-01

Figure B-13
Sheet 1 of 1

Date:2/10/26 Path:P:\17\17613012\GINT\17613012O1.GPJ DBLibrary/Library:GEOENGINEERS_DF_STD_US_JUNE_2017.GLB/GEI8_ENVIRONMENTAL_STANDARD_NO_GW

Drilled Start 12/11/2025 End 12/11/2025	Total Depth (ft) 15	Logged By MN Checked By MAB	Driller Holocene Drilling, Inc.	Drilling Method Direct Push	
Surface Elevation (ft) 53 Vertical Datum NAVD88		Hammer Data Pneumatic		Drilling Equipment Geoprobe 6011 DT	
Easting (X) 1278830 Northing (Y) 214040		System Datum WA State Plane North NAD83 (feet)		Groundwater not observed at time of exploration	

Notes:

Elevation (feet)	Depth (feet)	FIELD DATA: Interval	Recovered (in)	Blows/foot	Collected Sample	Sample Name Testing	Graphic Log	Group Classification	MATERIAL DESCRIPTION	Sheen	Headspace Vapor (ppm)	REMARKS
	0		54					CC	Approximately 8 inches of concrete cement pavement			
								SM	Brown silty fine to medium sand (moist)			
50	5		36									
								ML	Gray silt with gravel (moist)			
45	10		42			RI-DP7-10.5 CA		ML	Brown silt (moist)	NS	<1	
								CL	Gray clay (moist)			
40	15											

Note: See Figure A-1 for explanation of symbols.
Coordinates Data Source: Horizontal approximated based on field measurements. Vertical approximated based on as-built drawings.

Log of Boring RI-DP7

GeoEngineers

Project: UW Mount Baker Laundry Site, RI-FS Report
Project Location: Seattle, Washington
Project Number: 17613-012-01

Figure B-14
Sheet 1 of 1

Date:2/10/26 Path:P:\17\17613012\GINT\17613012O1.GPJ DBLibrary/Library:GEOENGINEERS_DF_STD_US_JUNE_2017.GLB/GEI8_ENVIRONMENTAL_STANDARD_NO_GW

Drilled Start 12/11/2025 End 12/11/2025	Total Depth (ft) 15	Logged By MN Checked By MAB	Driller Holocene Drilling, Inc.	Drilling Method Direct Push	
Surface Elevation (ft) 53 Vertical Datum NAVD88		Hammer Data Pneumatic		Drilling Equipment Geoprobe 6011 DT	
Easting (X) 1278830 Northing (Y) 214020		System Datum WA State Plane North NAD83 (feet)		Groundwater not observed at time of exploration	
Notes:					

Elevation (feet)	Depth (feet)	FIELD DATA: Interval	Recovered (in)	Blows/foot	Collected Sample	Sample Name Testing	Graphic Log	Group Classification	MATERIAL DESCRIPTION	Sheen	Headspace Vapor (ppm)	REMARKS
	0							CC	Approximately 8 inches of concrete cement pavement			
								SM	Brown silty fine to medium sand with gravel (moist)			
50								GP	Gray gravel (moist)			
	5		30									
			48									
								SM	Brown silty fine to medium sand (moist)			
45												
	10		48			RI-DP8-10.5, RI-DUP-20251211 CA				SS	<1	
								CL	Gray clay (moist)			
								ML	Gray silt (moist)			
40								CL	Gray clay (moist)			
						RI-DP8-13.5 CA				NS	<1	
	15											

Note: See Figure A-1 for explanation of symbols.
Coordinates Data Source: Horizontal approximated based on field measurements. Vertical approximated based on as-built drawings.

Log of Boring RI-DP8

GeoEngineers

Project: UW Mount Baker Laundry Site, RI-FS Report
Project Location: Seattle, Washington
Project Number: 17613-012-01

Figure B-15
Sheet 1 of 1

Date:2/10/26 Path:P:\17\17613012\GINT\17613012O1.GPJ DBLibrary/Library:GEOENGINEERS_DF_STD_US_JUNE_2017.GLB/GEI8_ENVIRONMENTAL_STANDARD_NO_GW

Drilled Start 12/11/2025 End 12/11/2025	Total Depth (ft) 15	Logged By MN Checked By MAB	Driller Holocene Drilling, Inc.	Drilling Method Direct Push	
Surface Elevation (ft) 52 Vertical Datum NAVD88		Hammer Data Pneumatic		Drilling Equipment Geoprobe 6011 DT	
Easting (X) 1278800 Northing (Y) 214030		System Datum WA State Plane North NAD83 (feet)		Groundwater not observed at time of exploration	
Notes:					

Elevation (feet)	Depth (feet)	FIELD DATA: Interval	Recovered (in)	Blows/foot	Collected Sample	Sample Name Testing	Graphic Log	Group Classification	MATERIAL DESCRIPTION	Sheen	Headspace Vapor (ppm)	REMARKS
	0		30					CC	Approximately 8 inches of concrete cement pavement			
50								SM	Brown silty fine to medium sand with gravel (moist)			
	5		21.6									
45												
	10		42			RI-DP9-10.5 CA		CL	Gray clay (moist)	NS	<1	
40												
	15											

Note: See Figure A-1 for explanation of symbols.
Coordinates Data Source: Horizontal approximated based on field measurements. Vertical approximated based on as-built drawings.

Log of Boring RI-DP9

GeoEngineers

Project: UW Mount Baker Laundry Site, RI-FS Report
Project Location: Seattle, Washington
Project Number: 17613-012-01

Figure B-16
Sheet 1 of 1

Date:2/10/26 Path:P:\17\17613012\GINT\17613012O1.GPJ DBLibrary/Library:GEOENGINEERS_DF_STD_US_JUNE_2017.GLB/GEI8_ENVIRONMENTAL_STANDARD_NO_GW

Drilled Start 12/11/2025 End 12/11/2025	Total Depth (ft) 20	Logged By MN Checked By MAB	Driller Holocene Drilling, Inc.	Drilling Method Direct Push	
Surface Elevation (ft) 53 Vertical Datum NAVD88		Hammer Data Pneumatic		Drilling Equipment Geoprobe 6011 DT	
Easting (X) 1278820 Northing (Y) 214040		System Datum WA State Plane North NAD83 (feet)		Groundwater not observed at time of exploration	

Notes:

Elevation (feet)	Depth (feet)	FIELD DATA: Interval	Recovered (in)	Blows/foot	Collected Sample	Sample Name Testing	Graphic Log	Group Classification	MATERIAL DESCRIPTION	Sheen	Headspace Vapor (ppm)	REMARKS
	0							CC	Approximately 8 inches of concrete cement pavement			
50								SM	Brown silty fine to medium sand (moist)			
	5		60									
			36									
45								ML	Gray silt (moist)			
	10		48									
								CL	Gray clay (moist)			
						RI-DP10-12.0 CA		ML	Gray silt (moist)	NS	<1	
40										NS	<1	
	15		60					CL	Gray clay (moist)	NS	<1	
35												
	20											

Note: See Figure A-1 for explanation of symbols.
Coordinates Data Source: Horizontal approximated based on field measurements. Vertical approximated based on as-built drawings.

Log of Boring RI-DP10

GeoEngineers

Project: UW Mount Baker Laundry Site, RI-FS Report
Project Location: Seattle, Washington
Project Number: 17613-012-01

Figure B-17
Sheet 1 of 1

Date:2/10/26 Path:P:\17\17613012\GINT\17613012O1.GPJ DBLibrary/Library:GEOENGINEERS_DF_STD_US_JUNE_2017.GLB/GEI8_ENVIRONMENTAL_STANDARD_NO_GW

Drilled Start 12/11/2025 End 12/11/2025	Total Depth (ft) 11	Logged By MN Checked By MAB	Driller Holocene Drilling, Inc.	Drilling Method Direct Push	
Surface Elevation (ft) 64 Vertical Datum NAVD88		Hammer Data Pneumatic		Drilling Equipment Geoprobe 6011 DT	
Easting (X) 1278670 Northing (Y) 214070		System Datum WA State Plane North NAD83 (feet)		Groundwater not observed at time of exploration	

Notes:

Elevation (feet)	Depth (feet)	FIELD DATA: Interval	Recovered (in)	Blows/foot	Collected Sample	Sample Name Testing	Graphic Log	Group Classification	MATERIAL DESCRIPTION	Sheen	Headspace Vapor (ppm)	REMARKS
	0		60					CC	Approximately 6 inches of concrete cement pavement	NS	<1	
60								SM	Brown silty fine to medium sand with trace gravel (moist)			
	5		24					GP	Gray gravel (wet)			
55												
	10		12			RI-DP11-10.0		SP	Brown fine to medium sand with trace gravel (wet)	NS	<1	

Note: See Figure A-1 for explanation of symbols.
Coordinates Data Source: Horizontal approximated based on field measurements. Vertical approximated based on as-built drawings.

Log of Boring RI-DP11

GeoEngineers

Project: UW Mount Baker Laundry Site, RI-FS Report
Project Location: Seattle, Washington
Project Number: 17613-012-01

Figure B-18
Sheet 1 of 1

Date:2/10/26 Path:P:\17\17613012\GINT\17613012O1.GPJ DBLibrary/Library:GEOENGINEERS_DF_STD_US_JUNE_2017.GLB/GEI8_ENVIRONMENTAL_STANDARD_NO_GW

Drilled Start 12/11/2025 End 12/11/2025	Total Depth (ft) 13	Logged By MN Checked By MAB	Driller Holocene Drilling, Inc.	Drilling Method Direct Push	
Surface Elevation (ft) 65 Vertical Datum NAVD88		Hammer Data Pneumatic		Drilling Equipment Geoprobe 6011 DT	
Easting (X) 1278660 Northing (Y) 214070		System Datum WA State Plane North NAD83 (feet)		Groundwater not observed at time of exploration	

Notes:

Elevation (feet)	Depth (feet)	FIELD DATA: Interval	Recovered (in)	Blows/foot	Collected Sample	Sample Name Testing	Graphic Log	Group Classification	MATERIAL DESCRIPTION	Sheen	Headspace Vapor (ppm)	REMARKS
	0		42					CC	Approximately 6 inches of concrete cement pavement			
								SM	Gray silty fine to medium sand (moist)			
60	5		42					SP	Brown fine to medium sand (moist)			
55	10		36					SP-SM	Brown fine to medium sand with silt (wet)			Groundwater encountered at approximately 11½ feet while drilling
								ML	Gray silt (moist)	NS	<1	

Note: See Figure A-1 for explanation of symbols.
Coordinates Data Source: Horizontal approximated based on field measurements. Vertical approximated based on as-built drawings.

Log of Boring RI-DP12

GeoEngineers

Project: UW Mount Baker Laundry Site, RI-FS Report
Project Location: Seattle, Washington
Project Number: 17613-012-01

Figure B-19
Sheet 1 of 1

Date:2/10/26 Path:P:\17\17613012\GINT\17613012O1.GPJ DBLibrary/Library:GEOENGINEERS_DF_STD_US_JUNE_2017.GLB/GEI8_ENVIRONMENTAL_STANDARD_NO_GW

Appendix C
Chemical Analytical and Data Validation Reports

OnSite Environmental Inc.
14648 NE 95th Street, Redmond, WA 98052 • (425) 883-3881

August 21, 2025

Jacob Letts
GeoEngineers, Inc.
1101 Fawcett Avenue South, Suite 200
Tacoma, WA 98402

Re: Analytical Data for Project 17613-012-01
Laboratory Reference No. 2508-136

Dear Jacob:

Enclosed are the analytical results and associated quality control data for samples submitted on August 12, 2025.

The standard policy of OnSite Environmental, Inc. is to store your samples for 30 days from the date of receipt. If you require longer storage, please contact the laboratory.

We appreciate the opportunity to be of service to you on this project. If you have any questions concerning the data, or need additional information, please feel free to call me.

Sincerely,

David Baumeister
Project Manager

Enclosures

This report pertains to the samples analyzed in accordance with the chain of custody,
and is intended only for the use of the individual or company to whom it is addressed.

Date of Report: August 21, 2025
Samples Submitted: August 12, 2025
Laboratory Reference: 2508-136
Project: 17613-012-01

Case Narrative

Samples were collected on August 12, 2025 and received by the laboratory on August 12, 2025. They were maintained at the laboratory at a temperature of 2°C to 6°C.

Please note that any and all soil sample results are reported on a dry-weight basis, unless otherwise noted below. However the soil results for the QA/QC samples are reported on a wet-weight basis.

General QA/QC issues associated with the analytical data enclosed in this laboratory report will be indicated with a reference to a comment or explanation on the Data Qualifier page. More complex and involved QA/QC issues will be discussed in detail below.

Volatiles EPA 8260D Analysis

The percent recovery for Vinyl Acetate is outside the control limits in the Spike Blank and Spike Blank Duplicate. The percent recovery for 1,1,2,2-Tetrachloroethane is outside the control limits in the Spike Blank. The method allows for a percentage of the compounds to fall outside of the control limits due to the large number of analytes being spiked.

Any other QA/QC issues associated with this extraction and analysis will be indicated with a footnote reference and discussed in detail on the Data Qualifier page.

This report pertains to the samples analyzed in accordance with the chain of custody, and is intended only for the use of the individual or company to whom it is addressed.

Date of Report: August 21, 2025
Samples Submitted: August 12, 2025
Laboratory Reference: 2508-136
Project: 17613-012-01

ANALYTICAL REPORT FOR SAMPLES

Client ID	Laboratory ID	Matrix	Date Sampled	Date Received	Notes
RI-MW1-250812	08-136-01	Water	8-12-25	8-12-25	
RI-MW2-250812	08-136-02	Water	8-12-25	8-12-25	
RI-MW3-250812	08-136-03	Water	8-12-25	8-12-25	
RI-MW4-250812	08-136-04	Water	8-12-25	8-12-25	
RI-MW5-250812	08-136-05	Water	8-12-25	8-12-25	
RI-DUP-250812	08-136-06	Water	8-12-25	8-12-25	
TB-250812	08-136-07	Water	---	8-12-25	

This report pertains to the samples analyzed in accordance with the chain of custody, and is intended only for the use of the individual or company to whom it is addressed.

Date of Report: August 21, 2025
Samples Submitted: August 12, 2025
Laboratory Reference: 2508-136
Project: 17613-012-01

GASOLINE RANGE ORGANICS
NWTPH-Gx

Matrix: Water
Units: ug/L (ppb)

Analyte	Result	PQL	Method	Date Prepared	Date Analyzed	Flags
Client ID:	**RI-MW1-250812**					
Laboratory ID:	08-136-01					
Gasoline	**ND**	100	NWTPH-Gx	8-13-25	8-13-25	
Surrogate:	*Percent Recovery*	*Control Limits*				
Fluorobenzene	*106*	*62-122*				
Client ID:	**RI-MW2-250812**					
Laboratory ID:	08-136-02					
Gasoline	**ND**	100	NWTPH-Gx	8-13-25	8-13-25	
Surrogate:	*Percent Recovery*	*Control Limits*				
Fluorobenzene	*102*	*62-122*				
Client ID:	**RI-MW3-250812**					
Laboratory ID:	08-136-03					
Gasoline	**ND**	100	NWTPH-Gx	8-13-25	8-13-25	
Surrogate:	*Percent Recovery*	*Control Limits*				
Fluorobenzene	*103*	*62-122*				
Client ID:	**RI-MW4-250812**					
Laboratory ID:	08-136-04					
Gasoline	**ND**	100	NWTPH-Gx	8-13-25	8-13-25	
Surrogate:	*Percent Recovery*	*Control Limits*				
Fluorobenzene	*107*	*62-122*				
Client ID:	**RI-MW5-250812**					
Laboratory ID:	08-136-05					
Gasoline	**ND**	100	NWTPH-Gx	8-13-25	8-13-25	
Surrogate:	*Percent Recovery*	*Control Limits*				
Fluorobenzene	*103*	*62-122*				
Client ID:	**RI-DUP-250812**					
Laboratory ID:	08-136-06					
Gasoline	**ND**	100	NWTPH-Gx	8-13-25	8-13-25	
Surrogate:	*Percent Recovery*	*Control Limits*				
Fluorobenzene	*101*	*62-122*				

This report pertains to the samples analyzed in accordance with the chain of custody,
and is intended only for the use of the individual or company to whom it is addressed.

Date of Report: August 21, 2025
Samples Submitted: August 12, 2025
Laboratory Reference: 2508-136
Project: 17613-012-01

DIESEL AND HEAVY OIL RANGE ORGANICS
NWTPH-Dx

Matrix: Water
Units: mg/L (ppm)

Analyte	Result	PQL	Method	Date Prepared	Date Analyzed	Flags
Client ID:	**RI-MW1-250812**					
Laboratory ID:	08-136-01					
Diesel Range Organics	**0.26**	0.21	NWTPH-Dx	8-13-25	8-13-25	
Lube Oil Range Organics	**0.32**	0.21	NWTPH-Dx	8-13-25	8-13-25	
Surrogate:	*Percent Recovery*	*Control Limits*				
o-Terphenyl	*117*	*50-150*				
Client ID:	**RI-MW1-250812**					
Laboratory ID:	08-136-01					
Diesel Range Organics	**ND**	0.21	NWTPH-Dx	8-13-25	8-13-25	X2
Lube Oil Range Organics	**ND**	0.21	NWTPH-Dx	8-13-25	8-13-25	X2
Surrogate:	*Percent Recovery*	*Control Limits*				
o-Terphenyl	*113*	*50-150*				
Client ID:	**RI-MW2-250812**					
Laboratory ID:	08-136-02					
Diesel Range Organics	**ND**	0.20	NWTPH-Dx	8-13-25	8-13-25	
Lube Oil Range Organics	**ND**	0.20	NWTPH-Dx	8-13-25	8-13-25	
Surrogate:	*Percent Recovery*	*Control Limits*				
o-Terphenyl	*97*	*50-150*				
Client ID:	**RI-MW2-250812**					
Laboratory ID:	08-136-02					
Diesel Range Organics	**ND**	0.20	NWTPH-Dx	8-13-25	8-13-25	X2
Lube Oil Range Organics	**ND**	0.20	NWTPH-Dx	8-13-25	8-13-25	X2
Surrogate:	*Percent Recovery*	*Control Limits*				
o-Terphenyl	*95*	*50-150*				
Client ID:	**RI-MW3-250812**					
Laboratory ID:	08-136-03					
Diesel Range Organics	**ND**	0.21	NWTPH-Dx	8-13-25	8-13-25	
Lube Oil Range Organics	**0.27**	0.21	NWTPH-Dx	8-13-25	8-13-25	
Surrogate:	*Percent Recovery*	*Control Limits*				
o-Terphenyl	*109*	*50-150*				
Client ID:	**RI-MW3-250812**					
Laboratory ID:	08-136-03					
Diesel Range Organics	**ND**	0.21	NWTPH-Dx	8-13-25	8-13-25	X2
Lube Oil Range Organics	**ND**	0.21	NWTPH-Dx	8-13-25	8-13-25	X2
Surrogate:	*Percent Recovery*	*Control Limits*				
o-Terphenyl	*103*	*50-150*				

This report pertains to the samples analyzed in accordance with the chain of custody, and is intended only for the use of the individual or company to whom it is addressed.

Date of Report: August 21, 2025
Samples Submitted: August 12, 2025
Laboratory Reference: 2508-136
Project: 17613-012-01

DIESEL AND HEAVY OIL RANGE ORGANICS
NWTPH-Dx

Matrix: Water
Units: mg/L (ppm)

Analyte	Result	PQL	Method	Date Prepared	Date Analyzed	Flags
Client ID:	**RI-MW4-250812**					
Laboratory ID:	08-136-04					
Diesel Range Organics	**ND**	0.21	NWTPH-Dx	8-13-25	8-13-25	
Lube Oil Range Organics	**ND**	0.21	NWTPH-Dx	8-13-25	8-13-25	
Surrogate:	*Percent Recovery*	*Control Limits*				
o-Terphenyl	*118*	*50-150*				
Client ID:	**RI-MW4-250812**					
Laboratory ID:	08-136-04					
Diesel Range Organics	**ND**	0.21	NWTPH-Dx	8-13-25	8-13-25	X2
Lube Oil Range Organics	**ND**	0.21	NWTPH-Dx	8-13-25	8-13-25	X2
Surrogate:	*Percent Recovery*	*Control Limits*				
o-Terphenyl	*116*	*50-150*				
Client ID:	**RI-MW5-250812**					
Laboratory ID:	08-136-05					
Diesel Range Organics	**ND**	0.20	NWTPH-Dx	8-13-25	8-13-25	
Lube Oil Range Organics	**0.25**	0.20	NWTPH-Dx	8-13-25	8-13-25	
Surrogate:	*Percent Recovery*	*Control Limits*				
o-Terphenyl	*104*	*50-150*				
Client ID:	**RI-MW5-250812**					
Laboratory ID:	08-136-05					
Diesel Range Organics	**ND**	0.20	NWTPH-Dx	8-13-25	8-13-25	X2
Lube Oil Range Organics	**ND**	0.20	NWTPH-Dx	8-13-25	8-13-25	X2
Surrogate:	*Percent Recovery*	*Control Limits*				
o-Terphenyl	*105*	*50-150*				
Client ID:	**RI-DUP-250812**					
Laboratory ID:	08-136-06					
Diesel Range Organics	**ND**	0.20	NWTPH-Dx	8-13-25	8-13-25	
Lube Oil Range Organics	**ND**	0.20	NWTPH-Dx	8-13-25	8-13-25	
Surrogate:	*Percent Recovery*	*Control Limits*				
o-Terphenyl	*101*	*50-150*				
Client ID:	**RI-DUP-250812**					
Laboratory ID:	08-136-06					
Diesel Range Organics	**ND**	0.20	NWTPH-Dx	8-13-25	8-13-25	X2
Lube Oil Range Organics	**ND**	0.20	NWTPH-Dx	8-13-25	8-13-25	X2
Surrogate:	*Percent Recovery*	*Control Limits*				
o-Terphenyl	*103*	*50-150*				

This report pertains to the samples analyzed in accordance with the chain of custody, and is intended only for the use of the individual or company to whom it is addressed.

Date of Report: August 21, 2025
Samples Submitted: August 12, 2025
Laboratory Reference: 2508-136
Project: 17613-012-01

VOLATILE ORGANICS EPA 8260D
page 1 of 2

Matrix: Water
Units: ug/L

Analyte	Result	PQL	Method	Date Prepared	Date Analyzed	Flags
Client ID:	**RI-MW1-250812**					
Laboratory ID:	08-136-01					
Dichlorodifluoromethane	ND	1.0	EPA 8260D	8-13-25	8-13-25	
Chloromethane	ND	1.0	EPA 8260D	8-13-25	8-13-25	
Vinyl Chloride	ND	0.20	EPA 8260D	8-13-25	8-13-25	
Bromomethane	ND	1.6	EPA 8260D	8-13-25	8-13-25	
Chloroethane	ND	1.0	EPA 8260D	8-13-25	8-13-25	
Trichlorofluoromethane	ND	0.20	EPA 8260D	8-13-25	8-13-25	
1,1-Dichloroethene	ND	0.20	EPA 8260D	8-13-25	8-13-25	
Acetone	ND	5.0	EPA 8260D	8-13-25	8-13-25	
Iodomethane	ND	2.1	EPA 8260D	8-13-25	8-13-25	
Carbon Disulfide	ND	0.20	EPA 8260D	8-13-25	8-13-25	
Methylene Chloride	ND	2.0	EPA 8260D	8-13-25	8-13-25	
(trans) 1,2-Dichloroethene	ND	0.20	EPA 8260D	8-13-25	8-13-25	
Methyl t-Butyl Ether	ND	0.20	EPA 8260D	8-13-25	8-13-25	
1,1-Dichloroethane	ND	0.20	EPA 8260D	8-13-25	8-13-25	
Vinyl Acetate	ND	1.0	EPA 8260D	8-13-25	8-13-25	
2,2-Dichloropropane	ND	0.20	EPA 8260D	8-13-25	8-13-25	
(cis) 1,2-Dichloroethene	ND	0.20	EPA 8260D	8-13-25	8-13-25	
2-Butanone	ND	5.0	EPA 8260D	8-13-25	8-13-25	
Bromochloromethane	ND	0.20	EPA 8260D	8-13-25	8-13-25	
Chloroform	ND	0.20	EPA 8260D	8-13-25	8-13-25	
1,1,1-Trichloroethane	ND	0.20	EPA 8260D	8-13-25	8-13-25	
Carbon Tetrachloride	ND	0.20	EPA 8260D	8-13-25	8-13-25	
1,1-Dichloropropene	ND	0.20	EPA 8260D	8-13-25	8-13-25	
Benzene	ND	0.20	EPA 8260D	8-13-25	8-13-25	
1,2-Dichloroethane	ND	0.20	EPA 8260D	8-13-25	8-13-25	
Trichloroethene	ND	0.20	EPA 8260D	8-13-25	8-13-25	
1,2-Dichloropropane	ND	0.20	EPA 8260D	8-13-25	8-13-25	
Dibromomethane	ND	0.20	EPA 8260D	8-13-25	8-13-25	
Bromodichloromethane	ND	0.20	EPA 8260D	8-13-25	8-13-25	
(cis) 1,3-Dichloropropene	ND	0.20	EPA 8260D	8-13-25	8-13-25	
Methyl Isobutyl Ketone	ND	2.0	EPA 8260D	8-13-25	8-13-25	
Toluene	ND	1.0	EPA 8260D	8-13-25	8-13-25	
(trans) 1,3-Dichloropropene	ND	0.20	EPA 8260D	8-13-25	8-13-25	

This report pertains to the samples analyzed in accordance with the chain of custody, and is intended only for the use of the individual or company to whom it is addressed.

Date of Report: August 21, 2025
Samples Submitted: August 12, 2025
Laboratory Reference: 2508-136
Project: 17613-012-01

VOLATILE ORGANICS EPA 8260D
page 2 of 2

Analyte	Result	PQL	Method	Date Prepared	Date Analyzed	Flags
Client ID:	**RI-MW1-250812**					
Laboratory ID:	08-136-01					
1,1,2-Trichloroethane	ND	0.20	EPA 8260D	8-13-25	8-13-25	
Tetrachloroethene	ND	0.20	EPA 8260D	8-13-25	8-13-25	
1,3-Dichloropropane	ND	0.20	EPA 8260D	8-13-25	8-13-25	
2-Hexanone	ND	2.0	EPA 8260D	8-13-25	8-13-25	
Dibromochloromethane	ND	0.20	EPA 8260D	8-13-25	8-13-25	
1,2-Dibromoethane	ND	0.20	EPA 8260D	8-13-25	8-13-25	
Chlorobenzene	ND	0.20	EPA 8260D	8-13-25	8-13-25	
1,1,1,2-Tetrachloroethane	ND	0.20	EPA 8260D	8-13-25	8-13-25	
Ethylbenzene	ND	0.20	EPA 8260D	8-13-25	8-13-25	
m,p-Xylene	ND	0.40	EPA 8260D	8-13-25	8-13-25	
o-Xylene	ND	0.20	EPA 8260D	8-13-25	8-13-25	
Styrene	ND	0.20	EPA 8260D	8-13-25	8-13-25	
Bromoform	ND	1.0	EPA 8260D	8-13-25	8-13-25	
Isopropylbenzene	ND	0.20	EPA 8260D	8-13-25	8-13-25	
Bromobenzene	ND	0.20	EPA 8260D	8-13-25	8-13-25	
1,1,2,2-Tetrachloroethane	ND	0.20	EPA 8260D	8-13-25	8-13-25	
1,2,3-Trichloropropane	ND	0.20	EPA 8260D	8-13-25	8-13-25	
n-Propylbenzene	ND	0.20	EPA 8260D	8-13-25	8-13-25	
2-Chlorotoluene	ND	0.20	EPA 8260D	8-13-25	8-13-25	
4-Chlorotoluene	ND	0.20	EPA 8260D	8-13-25	8-13-25	
1,3,5-Trimethylbenzene	ND	0.20	EPA 8260D	8-13-25	8-13-25	
tert-Butylbenzene	ND	0.20	EPA 8260D	8-13-25	8-13-25	
1,2,4-Trimethylbenzene	ND	0.20	EPA 8260D	8-13-25	8-13-25	
sec-Butylbenzene	ND	0.20	EPA 8260D	8-13-25	8-13-25	
1,3-Dichlorobenzene	ND	0.20	EPA 8260D	8-13-25	8-13-25	
p-Isopropyltoluene	ND	0.20	EPA 8260D	8-13-25	8-13-25	
1,4-Dichlorobenzene	ND	0.20	EPA 8260D	8-13-25	8-13-25	
1,2-Dichlorobenzene	ND	0.20	EPA 8260D	8-13-25	8-13-25	
n-Butylbenzene	ND	0.20	EPA 8260D	8-13-25	8-13-25	
1,2-Dibromo-3-chloropropane	ND	1.0	EPA 8260D	8-13-25	8-13-25	
1,2,4-Trichlorobenzene	ND	0.20	EPA 8260D	8-13-25	8-13-25	
Hexachlorobutadiene	ND	1.0	EPA 8260D	8-13-25	8-13-25	
Naphthalene	ND	1.0	EPA 8260D	8-13-25	8-13-25	
1,2,3-Trichlorobenzene	ND	1.0	EPA 8260D	8-13-25	8-13-25	
Surrogate:	*Percent Recovery*	*Control Limits*				
Dibromofluoromethane	*96*	*68-133*				
Toluene-d8	*100*	*79-123*				
4-Bromofluorobenzene	*98*	*78-117*				

This report pertains to the samples analyzed in accordance with the chain of custody, and is intended only for the use of the individual or company to whom it is addressed.

Date of Report: August 21, 2025
Samples Submitted: August 12, 2025
Laboratory Reference: 2508-136
Project: 17613-012-01

VOLATILE ORGANICS EPA 8260D
page 1 of 2

Matrix: Water
Units: ug/L

Analyte	Result	PQL	Method	Date Prepared	Date Analyzed	Flags
Client ID:	**RI-MW2-250812**					
Laboratory ID:	08-136-02					
Dichlorodifluoromethane	ND	1.0	EPA 8260D	8-13-25	8-13-25	
Chloromethane	ND	1.0	EPA 8260D	8-13-25	8-13-25	
Vinyl Chloride	ND	0.20	EPA 8260D	8-13-25	8-13-25	
Bromomethane	ND	1.6	EPA 8260D	8-13-25	8-13-25	
Chloroethane	ND	1.0	EPA 8260D	8-13-25	8-13-25	
Trichlorofluoromethane	ND	0.20	EPA 8260D	8-13-25	8-13-25	
1,1-Dichloroethene	ND	0.20	EPA 8260D	8-13-25	8-13-25	
Acetone	ND	5.0	EPA 8260D	8-13-25	8-13-25	
Iodomethane	ND	2.1	EPA 8260D	8-13-25	8-13-25	
Carbon Disulfide	ND	0.20	EPA 8260D	8-13-25	8-13-25	
Methylene Chloride	ND	2.0	EPA 8260D	8-13-25	8-13-25	
(trans) 1,2-Dichloroethene	ND	0.20	EPA 8260D	8-13-25	8-13-25	
Methyl t-Butyl Ether	ND	0.20	EPA 8260D	8-13-25	8-13-25	
1,1-Dichloroethane	ND	0.20	EPA 8260D	8-13-25	8-13-25	
Vinyl Acetate	ND	1.0	EPA 8260D	8-13-25	8-13-25	
2,2-Dichloropropane	ND	0.20	EPA 8260D	8-13-25	8-13-25	
(cis) 1,2-Dichloroethene	ND	0.20	EPA 8260D	8-13-25	8-13-25	
2-Butanone	ND	5.0	EPA 8260D	8-13-25	8-13-25	
Bromochloromethane	ND	0.20	EPA 8260D	8-13-25	8-13-25	
Chloroform	ND	0.20	EPA 8260D	8-13-25	8-13-25	
1,1,1-Trichloroethane	ND	0.20	EPA 8260D	8-13-25	8-13-25	
Carbon Tetrachloride	ND	0.20	EPA 8260D	8-13-25	8-13-25	
1,1-Dichloropropene	ND	0.20	EPA 8260D	8-13-25	8-13-25	
Benzene	ND	0.20	EPA 8260D	8-13-25	8-13-25	
1,2-Dichloroethane	ND	0.20	EPA 8260D	8-13-25	8-13-25	
Trichloroethene	ND	0.20	EPA 8260D	8-13-25	8-13-25	
1,2-Dichloropropane	ND	0.20	EPA 8260D	8-13-25	8-13-25	
Dibromomethane	ND	0.20	EPA 8260D	8-13-25	8-13-25	
Bromodichloromethane	ND	0.20	EPA 8260D	8-13-25	8-13-25	
(cis) 1,3-Dichloropropene	ND	0.20	EPA 8260D	8-13-25	8-13-25	
Methyl Isobutyl Ketone	ND	2.0	EPA 8260D	8-13-25	8-13-25	
Toluene	ND	1.0	EPA 8260D	8-13-25	8-13-25	
(trans) 1,3-Dichloropropene	ND	0.20	EPA 8260D	8-13-25	8-13-25	

This report pertains to the samples analyzed in accordance with the chain of custody,
and is intended only for the use of the individual or company to whom it is addressed.

Date of Report: August 21, 2025
Samples Submitted: August 12, 2025
Laboratory Reference: 2508-136
Project: 17613-012-01

VOLATILE ORGANICS EPA 8260D
page 2 of 2

Analyte	Result	PQL	Method	Date Prepared	Date Analyzed	Flags
Client ID:	**RI-MW2-250812**					
Laboratory ID:	08-136-02					
1,1,2-Trichloroethane	ND	0.20	EPA 8260D	8-13-25	8-13-25	
Tetrachloroethene	ND	0.20	EPA 8260D	8-13-25	8-13-25	
1,3-Dichloropropane	ND	0.20	EPA 8260D	8-13-25	8-13-25	
2-Hexanone	ND	2.0	EPA 8260D	8-13-25	8-13-25	
Dibromochloromethane	ND	0.20	EPA 8260D	8-13-25	8-13-25	
1,2-Dibromoethane	ND	0.20	EPA 8260D	8-13-25	8-13-25	
Chlorobenzene	ND	0.20	EPA 8260D	8-13-25	8-13-25	
1,1,1,2-Tetrachloroethane	ND	0.20	EPA 8260D	8-13-25	8-13-25	
Ethylbenzene	ND	0.20	EPA 8260D	8-13-25	8-13-25	
m,p-Xylene	ND	0.40	EPA 8260D	8-13-25	8-13-25	
o-Xylene	ND	0.20	EPA 8260D	8-13-25	8-13-25	
Styrene	ND	0.20	EPA 8260D	8-13-25	8-13-25	
Bromoform	ND	1.0	EPA 8260D	8-13-25	8-13-25	
Isopropylbenzene	ND	0.20	EPA 8260D	8-13-25	8-13-25	
Bromobenzene	ND	0.20	EPA 8260D	8-13-25	8-13-25	
1,1,2,2-Tetrachloroethane	ND	0.20	EPA 8260D	8-13-25	8-13-25	
1,2,3-Trichloropropane	ND	0.20	EPA 8260D	8-13-25	8-13-25	
n-Propylbenzene	ND	0.20	EPA 8260D	8-13-25	8-13-25	
2-Chlorotoluene	ND	0.20	EPA 8260D	8-13-25	8-13-25	
4-Chlorotoluene	ND	0.20	EPA 8260D	8-13-25	8-13-25	
1,3,5-Trimethylbenzene	ND	0.20	EPA 8260D	8-13-25	8-13-25	
tert-Butylbenzene	ND	0.20	EPA 8260D	8-13-25	8-13-25	
1,2,4-Trimethylbenzene	ND	0.20	EPA 8260D	8-13-25	8-13-25	
sec-Butylbenzene	ND	0.20	EPA 8260D	8-13-25	8-13-25	
1,3-Dichlorobenzene	ND	0.20	EPA 8260D	8-13-25	8-13-25	
p-Isopropyltoluene	ND	0.20	EPA 8260D	8-13-25	8-13-25	
1,4-Dichlorobenzene	ND	0.20	EPA 8260D	8-13-25	8-13-25	
1,2-Dichlorobenzene	ND	0.20	EPA 8260D	8-13-25	8-13-25	
n-Butylbenzene	ND	0.20	EPA 8260D	8-13-25	8-13-25	
1,2-Dibromo-3-chloropropane	ND	1.0	EPA 8260D	8-13-25	8-13-25	
1,2,4-Trichlorobenzene	ND	0.20	EPA 8260D	8-13-25	8-13-25	
Hexachlorobutadiene	ND	1.0	EPA 8260D	8-13-25	8-13-25	
Naphthalene	ND	1.0	EPA 8260D	8-13-25	8-13-25	
1,2,3-Trichlorobenzene	ND	1.0	EPA 8260D	8-13-25	8-13-25	
Surrogate:	*Percent Recovery*	*Control Limits*				
Dibromofluoromethane	*97*	*68-133*				
Toluene-d8	*101*	*79-123*				
4-Bromofluorobenzene	*98*	*78-117*				

This report pertains to the samples analyzed in accordance with the chain of custody, and is intended only for the use of the individual or company to whom it is addressed.

Date of Report: August 21, 2025
Samples Submitted: August 12, 2025
Laboratory Reference: 2508-136
Project: 17613-012-01

VOLATILE ORGANICS EPA 8260D
page 1 of 2

Matrix: Water
Units: ug/L

Analyte	Result	PQL	Method	Date Prepared	Date Analyzed	Flags
Client ID:	**RI-MW3-250812**					
Laboratory ID:	08-136-03					
Dichlorodifluoromethane	ND	1.0	EPA 8260D	8-13-25	8-13-25	
Chloromethane	ND	1.0	EPA 8260D	8-13-25	8-13-25	
Vinyl Chloride	ND	0.20	EPA 8260D	8-13-25	8-13-25	
Bromomethane	ND	1.6	EPA 8260D	8-13-25	8-13-25	
Chloroethane	ND	1.0	EPA 8260D	8-13-25	8-13-25	
Trichlorofluoromethane	ND	0.20	EPA 8260D	8-13-25	8-13-25	
1,1-Dichloroethene	ND	0.20	EPA 8260D	8-13-25	8-13-25	
Acetone	ND	5.0	EPA 8260D	8-13-25	8-13-25	
Iodomethane	ND	2.1	EPA 8260D	8-13-25	8-13-25	
Carbon Disulfide	ND	0.20	EPA 8260D	8-13-25	8-13-25	
Methylene Chloride	ND	2.0	EPA 8260D	8-13-25	8-13-25	
(trans) 1,2-Dichloroethene	ND	0.20	EPA 8260D	8-13-25	8-13-25	
Methyl t-Butyl Ether	ND	0.20	EPA 8260D	8-13-25	8-13-25	
1,1-Dichloroethane	ND	0.20	EPA 8260D	8-13-25	8-13-25	
Vinyl Acetate	ND	1.0	EPA 8260D	8-13-25	8-13-25	
2,2-Dichloropropane	ND	0.20	EPA 8260D	8-13-25	8-13-25	
(cis) 1,2-Dichloroethene	0.34	0.20	EPA 8260D	8-13-25	8-13-25	
2-Butanone	ND	5.0	EPA 8260D	8-13-25	8-13-25	
Bromochloromethane	ND	0.20	EPA 8260D	8-13-25	8-13-25	
Chloroform	ND	0.20	EPA 8260D	8-13-25	8-13-25	
1,1,1-Trichloroethane	ND	0.20	EPA 8260D	8-13-25	8-13-25	
Carbon Tetrachloride	ND	0.20	EPA 8260D	8-13-25	8-13-25	
1,1-Dichloropropene	ND	0.20	EPA 8260D	8-13-25	8-13-25	
Benzene	ND	0.20	EPA 8260D	8-13-25	8-13-25	
1,2-Dichloroethane	ND	0.20	EPA 8260D	8-13-25	8-13-25	
Trichloroethene	0.48	0.20	EPA 8260D	8-13-25	8-13-25	
1,2-Dichloropropane	ND	0.20	EPA 8260D	8-13-25	8-13-25	
Dibromomethane	ND	0.20	EPA 8260D	8-13-25	8-13-25	
Bromodichloromethane	ND	0.20	EPA 8260D	8-13-25	8-13-25	
(cis) 1,3-Dichloropropene	ND	0.20	EPA 8260D	8-13-25	8-13-25	
Methyl Isobutyl Ketone	ND	2.0	EPA 8260D	8-13-25	8-13-25	
Toluene	ND	1.0	EPA 8260D	8-13-25	8-13-25	
(trans) 1,3-Dichloropropene	ND	0.20	EPA 8260D	8-13-25	8-13-25	

This report pertains to the samples analyzed in accordance with the chain of custody,
and is intended only for the use of the individual or company to whom it is addressed.

Date of Report: August 21, 2025
Samples Submitted: August 12, 2025
Laboratory Reference: 2508-136
Project: 17613-012-01

VOLATILE ORGANICS EPA 8260D
page 2 of 2

Analyte	Result	PQL	Method	Date Prepared	Date Analyzed	Flags
Client ID:	**RI-MW3-250812**					
Laboratory ID:	08-136-03					
1,1,2-Trichloroethane	ND	0.20	EPA 8260D	8-13-25	8-13-25	
Tetrachloroethene	ND	0.20	EPA 8260D	8-13-25	8-13-25	
1,3-Dichloropropane	ND	0.20	EPA 8260D	8-13-25	8-13-25	
2-Hexanone	ND	2.0	EPA 8260D	8-13-25	8-13-25	
Dibromochloromethane	ND	0.20	EPA 8260D	8-13-25	8-13-25	
1,2-Dibromoethane	ND	0.20	EPA 8260D	8-13-25	8-13-25	
Chlorobenzene	ND	0.20	EPA 8260D	8-13-25	8-13-25	
1,1,1,2-Tetrachloroethane	ND	0.20	EPA 8260D	8-13-25	8-13-25	
Ethylbenzene	ND	0.20	EPA 8260D	8-13-25	8-13-25	
m,p-Xylene	ND	0.40	EPA 8260D	8-13-25	8-13-25	
o-Xylene	ND	0.20	EPA 8260D	8-13-25	8-13-25	
Styrene	ND	0.20	EPA 8260D	8-13-25	8-13-25	
Bromoform	ND	1.0	EPA 8260D	8-13-25	8-13-25	
Isopropylbenzene	ND	0.20	EPA 8260D	8-13-25	8-13-25	
Bromobenzene	ND	0.20	EPA 8260D	8-13-25	8-13-25	
1,1,2,2-Tetrachloroethane	ND	0.20	EPA 8260D	8-13-25	8-13-25	
1,2,3-Trichloropropane	ND	0.20	EPA 8260D	8-13-25	8-13-25	
n-Propylbenzene	ND	0.20	EPA 8260D	8-13-25	8-13-25	
2-Chlorotoluene	ND	0.20	EPA 8260D	8-13-25	8-13-25	
4-Chlorotoluene	ND	0.20	EPA 8260D	8-13-25	8-13-25	
1,3,5-Trimethylbenzene	ND	0.20	EPA 8260D	8-13-25	8-13-25	
tert-Butylbenzene	ND	0.20	EPA 8260D	8-13-25	8-13-25	
1,2,4-Trimethylbenzene	ND	0.20	EPA 8260D	8-13-25	8-13-25	
sec-Butylbenzene	ND	0.20	EPA 8260D	8-13-25	8-13-25	
1,3-Dichlorobenzene	ND	0.20	EPA 8260D	8-13-25	8-13-25	
p-Isopropyltoluene	ND	0.20	EPA 8260D	8-13-25	8-13-25	
1,4-Dichlorobenzene	ND	0.20	EPA 8260D	8-13-25	8-13-25	
1,2-Dichlorobenzene	ND	0.20	EPA 8260D	8-13-25	8-13-25	
n-Butylbenzene	ND	0.20	EPA 8260D	8-13-25	8-13-25	
1,2-Dibromo-3-chloropropane	ND	1.0	EPA 8260D	8-13-25	8-13-25	
1,2,4-Trichlorobenzene	ND	0.20	EPA 8260D	8-13-25	8-13-25	
Hexachlorobutadiene	ND	1.0	EPA 8260D	8-13-25	8-13-25	
Naphthalene	ND	1.0	EPA 8260D	8-13-25	8-13-25	
1,2,3-Trichlorobenzene	ND	1.0	EPA 8260D	8-13-25	8-13-25	
Surrogate:	*Percent Recovery*	*Control Limits*				
Dibromofluoromethane	*96*	*68-133*				
Toluene-d8	*100*	*79-123*				
4-Bromofluorobenzene	*100*	*78-117*				

This report pertains to the samples analyzed in accordance with the chain of custody, and is intended only for the use of the individual or company to whom it is addressed.

Date of Report: August 21, 2025
Samples Submitted: August 12, 2025
Laboratory Reference: 2508-136
Project: 17613-012-01

VOLATILE ORGANICS EPA 8260D
page 1 of 2

Matrix: Water
Units: ug/L

Analyte	Result	PQL	Method	Date Prepared	Date Analyzed	Flags
Client ID:	**RI-MW4-250812**					
Laboratory ID:	08-136-04					
Dichlorodifluoromethane	ND	1.0	EPA 8260D	8-13-25	8-13-25	
Chloromethane	ND	1.0	EPA 8260D	8-13-25	8-13-25	
Vinyl Chloride	ND	0.20	EPA 8260D	8-13-25	8-13-25	
Bromomethane	ND	1.6	EPA 8260D	8-13-25	8-13-25	
Chloroethane	ND	1.0	EPA 8260D	8-13-25	8-13-25	
Trichlorofluoromethane	ND	0.20	EPA 8260D	8-13-25	8-13-25	
1,1-Dichloroethene	ND	0.20	EPA 8260D	8-13-25	8-13-25	
Acetone	ND	5.0	EPA 8260D	8-13-25	8-13-25	
Iodomethane	ND	2.1	EPA 8260D	8-13-25	8-13-25	
Carbon Disulfide	ND	0.20	EPA 8260D	8-13-25	8-13-25	
Methylene Chloride	ND	2.0	EPA 8260D	8-13-25	8-13-25	
(trans) 1,2-Dichloroethene	ND	0.20	EPA 8260D	8-13-25	8-13-25	
Methyl t-Butyl Ether	ND	0.20	EPA 8260D	8-13-25	8-13-25	
1,1-Dichloroethane	ND	0.20	EPA 8260D	8-13-25	8-13-25	
Vinyl Acetate	ND	1.0	EPA 8260D	8-13-25	8-13-25	
2,2-Dichloropropane	ND	0.20	EPA 8260D	8-13-25	8-13-25	
(cis) 1,2-Dichloroethene	ND	0.20	EPA 8260D	8-13-25	8-13-25	
2-Butanone	ND	5.0	EPA 8260D	8-13-25	8-13-25	
Bromochloromethane	ND	0.20	EPA 8260D	8-13-25	8-13-25	
Chloroform	ND	0.20	EPA 8260D	8-13-25	8-13-25	
1,1,1-Trichloroethane	ND	0.20	EPA 8260D	8-13-25	8-13-25	
Carbon Tetrachloride	ND	0.20	EPA 8260D	8-13-25	8-13-25	
1,1-Dichloropropene	ND	0.20	EPA 8260D	8-13-25	8-13-25	
Benzene	ND	0.20	EPA 8260D	8-13-25	8-13-25	
1,2-Dichloroethane	ND	0.20	EPA 8260D	8-13-25	8-13-25	
Trichloroethene	ND	0.20	EPA 8260D	8-13-25	8-13-25	
1,2-Dichloropropane	ND	0.20	EPA 8260D	8-13-25	8-13-25	
Dibromomethane	ND	0.20	EPA 8260D	8-13-25	8-13-25	
Bromodichloromethane	ND	0.20	EPA 8260D	8-13-25	8-13-25	
(cis) 1,3-Dichloropropene	ND	0.20	EPA 8260D	8-13-25	8-13-25	
Methyl Isobutyl Ketone	ND	2.0	EPA 8260D	8-13-25	8-13-25	
Toluene	ND	1.0	EPA 8260D	8-13-25	8-13-25	
(trans) 1,3-Dichloropropene	ND	0.20	EPA 8260D	8-13-25	8-13-25	

This report pertains to the samples analyzed in accordance with the chain of custody,
and is intended only for the use of the individual or company to whom it is addressed.

Date of Report: August 21, 2025
Samples Submitted: August 12, 2025
Laboratory Reference: 2508-136
Project: 17613-012-01

VOLATILE ORGANICS EPA 8260D
page 2 of 2

Analyte	Result	PQL	Method	Date Prepared	Date Analyzed	Flags
Client ID:	**RI-MW4-250812**					
Laboratory ID:	08-136-04					
1,1,2-Trichloroethane	ND	0.20	EPA 8260D	8-13-25	8-13-25	
Tetrachloroethene	ND	0.20	EPA 8260D	8-13-25	8-13-25	
1,3-Dichloropropane	ND	0.20	EPA 8260D	8-13-25	8-13-25	
2-Hexanone	ND	2.0	EPA 8260D	8-13-25	8-13-25	
Dibromochloromethane	ND	0.20	EPA 8260D	8-13-25	8-13-25	
1,2-Dibromoethane	ND	0.20	EPA 8260D	8-13-25	8-13-25	
Chlorobenzene	ND	0.20	EPA 8260D	8-13-25	8-13-25	
1,1,1,2-Tetrachloroethane	ND	0.20	EPA 8260D	8-13-25	8-13-25	
Ethylbenzene	ND	0.20	EPA 8260D	8-13-25	8-13-25	
m,p-Xylene	ND	0.40	EPA 8260D	8-13-25	8-13-25	
o-Xylene	ND	0.20	EPA 8260D	8-13-25	8-13-25	
Styrene	ND	0.20	EPA 8260D	8-13-25	8-13-25	
Bromoform	ND	1.0	EPA 8260D	8-13-25	8-13-25	
Isopropylbenzene	ND	0.20	EPA 8260D	8-13-25	8-13-25	
Bromobenzene	ND	0.20	EPA 8260D	8-13-25	8-13-25	
1,1,2,2-Tetrachloroethane	ND	0.20	EPA 8260D	8-13-25	8-13-25	
1,2,3-Trichloropropane	ND	0.20	EPA 8260D	8-13-25	8-13-25	
n-Propylbenzene	ND	0.20	EPA 8260D	8-13-25	8-13-25	
2-Chlorotoluene	ND	0.20	EPA 8260D	8-13-25	8-13-25	
4-Chlorotoluene	ND	0.20	EPA 8260D	8-13-25	8-13-25	
1,3,5-Trimethylbenzene	ND	0.20	EPA 8260D	8-13-25	8-13-25	
tert-Butylbenzene	ND	0.20	EPA 8260D	8-13-25	8-13-25	
1,2,4-Trimethylbenzene	ND	0.20	EPA 8260D	8-13-25	8-13-25	
sec-Butylbenzene	ND	0.20	EPA 8260D	8-13-25	8-13-25	
1,3-Dichlorobenzene	ND	0.20	EPA 8260D	8-13-25	8-13-25	
p-Isopropyltoluene	ND	0.20	EPA 8260D	8-13-25	8-13-25	
1,4-Dichlorobenzene	ND	0.20	EPA 8260D	8-13-25	8-13-25	
1,2-Dichlorobenzene	ND	0.20	EPA 8260D	8-13-25	8-13-25	
n-Butylbenzene	ND	0.20	EPA 8260D	8-13-25	8-13-25	
1,2-Dibromo-3-chloropropane	ND	1.0	EPA 8260D	8-13-25	8-13-25	
1,2,4-Trichlorobenzene	ND	0.20	EPA 8260D	8-13-25	8-13-25	
Hexachlorobutadiene	ND	1.0	EPA 8260D	8-13-25	8-13-25	
Naphthalene	ND	1.0	EPA 8260D	8-13-25	8-13-25	
1,2,3-Trichlorobenzene	ND	1.0	EPA 8260D	8-13-25	8-13-25	
Surrogate:	*Percent Recovery*	*Control Limits*				
Dibromofluoromethane	*98*	*68-133*				
Toluene-d8	*100*	*79-123*				
4-Bromofluorobenzene	*100*	*78-117*				

This report pertains to the samples analyzed in accordance with the chain of custody, and is intended only for the use of the individual or company to whom it is addressed.

Date of Report: August 21, 2025
Samples Submitted: August 12, 2025
Laboratory Reference: 2508-136
Project: 17613-012-01

VOLATILE ORGANICS EPA 8260D
page 1 of 2

Matrix: Water
Units: ug/L

Analyte	Result	PQL	Method	Date Prepared	Date Analyzed	Flags
Client ID:	**RI-MW5-250812**					
Laboratory ID:	08-136-05					
Dichlorodifluoromethane	ND	1.0	EPA 8260D	8-13-25	8-13-25	
Chloromethane	ND	1.0	EPA 8260D	8-13-25	8-13-25	
Vinyl Chloride	ND	0.20	EPA 8260D	8-13-25	8-13-25	
Bromomethane	ND	1.6	EPA 8260D	8-13-25	8-13-25	
Chloroethane	ND	1.0	EPA 8260D	8-13-25	8-13-25	
Trichlorofluoromethane	ND	0.20	EPA 8260D	8-13-25	8-13-25	
1,1-Dichloroethene	ND	0.20	EPA 8260D	8-13-25	8-13-25	
Acetone	ND	5.0	EPA 8260D	8-13-25	8-13-25	
Iodomethane	ND	2.1	EPA 8260D	8-13-25	8-13-25	
Carbon Disulfide	ND	0.20	EPA 8260D	8-13-25	8-13-25	
Methylene Chloride	ND	2.0	EPA 8260D	8-13-25	8-13-25	
(trans) 1,2-Dichloroethene	ND	0.20	EPA 8260D	8-13-25	8-13-25	
Methyl t-Butyl Ether	ND	0.20	EPA 8260D	8-13-25	8-13-25	
1,1-Dichloroethane	ND	0.20	EPA 8260D	8-13-25	8-13-25	
Vinyl Acetate	ND	1.0	EPA 8260D	8-13-25	8-13-25	
2,2-Dichloropropane	ND	0.20	EPA 8260D	8-13-25	8-13-25	
(cis) 1,2-Dichloroethene	ND	0.20	EPA 8260D	8-13-25	8-13-25	
2-Butanone	ND	5.0	EPA 8260D	8-13-25	8-13-25	
Bromochloromethane	ND	0.20	EPA 8260D	8-13-25	8-13-25	
Chloroform	ND	0.20	EPA 8260D	8-13-25	8-13-25	
1,1,1-Trichloroethane	ND	0.20	EPA 8260D	8-13-25	8-13-25	
Carbon Tetrachloride	ND	0.20	EPA 8260D	8-13-25	8-13-25	
1,1-Dichloropropene	ND	0.20	EPA 8260D	8-13-25	8-13-25	
Benzene	ND	0.20	EPA 8260D	8-13-25	8-13-25	
1,2-Dichloroethane	ND	0.20	EPA 8260D	8-13-25	8-13-25	
Trichloroethene	ND	0.20	EPA 8260D	8-13-25	8-13-25	
1,2-Dichloropropane	ND	0.20	EPA 8260D	8-13-25	8-13-25	
Dibromomethane	ND	0.20	EPA 8260D	8-13-25	8-13-25	
Bromodichloromethane	ND	0.20	EPA 8260D	8-13-25	8-13-25	
(cis) 1,3-Dichloropropene	ND	0.20	EPA 8260D	8-13-25	8-13-25	
Methyl Isobutyl Ketone	ND	2.0	EPA 8260D	8-13-25	8-13-25	
Toluene	ND	1.0	EPA 8260D	8-13-25	8-13-25	
(trans) 1,3-Dichloropropene	ND	0.20	EPA 8260D	8-13-25	8-13-25	

This report pertains to the samples analyzed in accordance with the chain of custody,
and is intended only for the use of the individual or company to whom it is addressed.

Date of Report: August 21, 2025
Samples Submitted: August 12, 2025
Laboratory Reference: 2508-136
Project: 17613-012-01

VOLATILE ORGANICS EPA 8260D
page 2 of 2

Analyte	Result	PQL	Method	Date Prepared	Date Analyzed	Flags
Client ID:	**RI-MW5-250812**					
Laboratory ID:	08-136-05					
1,1,2-Trichloroethane	ND	0.20	EPA 8260D	8-13-25	8-13-25	
Tetrachloroethene	ND	0.20	EPA 8260D	8-13-25	8-13-25	
1,3-Dichloropropane	ND	0.20	EPA 8260D	8-13-25	8-13-25	
2-Hexanone	ND	2.0	EPA 8260D	8-13-25	8-13-25	
Dibromochloromethane	ND	0.20	EPA 8260D	8-13-25	8-13-25	
1,2-Dibromoethane	ND	0.20	EPA 8260D	8-13-25	8-13-25	
Chlorobenzene	ND	0.20	EPA 8260D	8-13-25	8-13-25	
1,1,1,2-Tetrachloroethane	ND	0.20	EPA 8260D	8-13-25	8-13-25	
Ethylbenzene	ND	0.20	EPA 8260D	8-13-25	8-13-25	
m,p-Xylene	ND	0.40	EPA 8260D	8-13-25	8-13-25	
o-Xylene	ND	0.20	EPA 8260D	8-13-25	8-13-25	
Styrene	ND	0.20	EPA 8260D	8-13-25	8-13-25	
Bromoform	ND	1.0	EPA 8260D	8-13-25	8-13-25	
Isopropylbenzene	ND	0.20	EPA 8260D	8-13-25	8-13-25	
Bromobenzene	ND	0.20	EPA 8260D	8-13-25	8-13-25	
1,1,2,2-Tetrachloroethane	ND	0.20	EPA 8260D	8-13-25	8-13-25	
1,2,3-Trichloropropane	ND	0.20	EPA 8260D	8-13-25	8-13-25	
n-Propylbenzene	ND	0.20	EPA 8260D	8-13-25	8-13-25	
2-Chlorotoluene	ND	0.20	EPA 8260D	8-13-25	8-13-25	
4-Chlorotoluene	ND	0.20	EPA 8260D	8-13-25	8-13-25	
1,3,5-Trimethylbenzene	ND	0.20	EPA 8260D	8-13-25	8-13-25	
tert-Butylbenzene	ND	0.20	EPA 8260D	8-13-25	8-13-25	
1,2,4-Trimethylbenzene	ND	0.20	EPA 8260D	8-13-25	8-13-25	
sec-Butylbenzene	ND	0.20	EPA 8260D	8-13-25	8-13-25	
1,3-Dichlorobenzene	ND	0.20	EPA 8260D	8-13-25	8-13-25	
p-Isopropyltoluene	ND	0.20	EPA 8260D	8-13-25	8-13-25	
1,4-Dichlorobenzene	ND	0.20	EPA 8260D	8-13-25	8-13-25	
1,2-Dichlorobenzene	ND	0.20	EPA 8260D	8-13-25	8-13-25	
n-Butylbenzene	ND	0.20	EPA 8260D	8-13-25	8-13-25	
1,2-Dibromo-3-chloropropane	ND	1.0	EPA 8260D	8-13-25	8-13-25	
1,2,4-Trichlorobenzene	ND	0.20	EPA 8260D	8-13-25	8-13-25	
Hexachlorobutadiene	ND	1.0	EPA 8260D	8-13-25	8-13-25	
Naphthalene	ND	1.0	EPA 8260D	8-13-25	8-13-25	
1,2,3-Trichlorobenzene	ND	1.0	EPA 8260D	8-13-25	8-13-25	
Surrogate:	*Percent Recovery*	*Control Limits*				
Dibromofluoromethane	*96*	*68-133*				
Toluene-d8	*100*	*79-123*				
4-Bromofluorobenzene	*100*	*78-117*				

This report pertains to the samples analyzed in accordance with the chain of custody, and is intended only for the use of the individual or company to whom it is addressed.

Date of Report: August 21, 2025
Samples Submitted: August 12, 2025
Laboratory Reference: 2508-136
Project: 17613-012-01

VOLATILE ORGANICS EPA 8260D
page 1 of 2

Matrix: Water
Units: ug/L

Analyte	Result	PQL	Method	Date Prepared	Date Analyzed	Flags
Client ID:	**RI-DUP-250812**					
Laboratory ID:	08-136-06					
Dichlorodifluoromethane	ND	1.0	EPA 8260D	8-13-25	8-13-25	
Chloromethane	ND	1.0	EPA 8260D	8-13-25	8-13-25	
Vinyl Chloride	ND	0.20	EPA 8260D	8-13-25	8-13-25	
Bromomethane	ND	1.6	EPA 8260D	8-13-25	8-13-25	
Chloroethane	ND	1.0	EPA 8260D	8-13-25	8-13-25	
Trichlorofluoromethane	ND	0.20	EPA 8260D	8-13-25	8-13-25	
1,1-Dichloroethene	ND	0.20	EPA 8260D	8-13-25	8-13-25	
Acetone	ND	5.0	EPA 8260D	8-13-25	8-13-25	
Iodomethane	ND	2.1	EPA 8260D	8-13-25	8-13-25	
Carbon Disulfide	ND	0.20	EPA 8260D	8-13-25	8-13-25	
Methylene Chloride	ND	2.0	EPA 8260D	8-13-25	8-13-25	
(trans) 1,2-Dichloroethene	ND	0.20	EPA 8260D	8-13-25	8-13-25	
Methyl t-Butyl Ether	ND	0.20	EPA 8260D	8-13-25	8-13-25	
1,1-Dichloroethane	ND	0.20	EPA 8260D	8-13-25	8-13-25	
Vinyl Acetate	ND	1.0	EPA 8260D	8-13-25	8-13-25	
2,2-Dichloropropane	ND	0.20	EPA 8260D	8-13-25	8-13-25	
(cis) 1,2-Dichloroethene	ND	0.20	EPA 8260D	8-13-25	8-13-25	
2-Butanone	ND	5.0	EPA 8260D	8-13-25	8-13-25	
Bromochloromethane	ND	0.20	EPA 8260D	8-13-25	8-13-25	
Chloroform	ND	0.20	EPA 8260D	8-13-25	8-13-25	
1,1,1-Trichloroethane	ND	0.20	EPA 8260D	8-13-25	8-13-25	
Carbon Tetrachloride	ND	0.20	EPA 8260D	8-13-25	8-13-25	
1,1-Dichloropropene	ND	0.20	EPA 8260D	8-13-25	8-13-25	
Benzene	ND	0.20	EPA 8260D	8-13-25	8-13-25	
1,2-Dichloroethane	ND	0.20	EPA 8260D	8-13-25	8-13-25	
Trichloroethene	ND	0.20	EPA 8260D	8-13-25	8-13-25	
1,2-Dichloropropane	ND	0.20	EPA 8260D	8-13-25	8-13-25	
Dibromomethane	ND	0.20	EPA 8260D	8-13-25	8-13-25	
Bromodichloromethane	ND	0.20	EPA 8260D	8-13-25	8-13-25	
(cis) 1,3-Dichloropropene	ND	0.20	EPA 8260D	8-13-25	8-13-25	
Methyl Isobutyl Ketone	ND	2.0	EPA 8260D	8-13-25	8-13-25	
Toluene	ND	1.0	EPA 8260D	8-13-25	8-13-25	
(trans) 1,3-Dichloropropene	ND	0.20	EPA 8260D	8-13-25	8-13-25	

This report pertains to the samples analyzed in accordance with the chain of custody,
and is intended only for the use of the individual or company to whom it is addressed.

Date of Report: August 21, 2025
Samples Submitted: August 12, 2025
Laboratory Reference: 2508-136
Project: 17613-012-01

VOLATILE ORGANICS EPA 8260D
page 2 of 2

Analyte	Result	PQL	Method	Date Prepared	Date Analyzed	Flags
Client ID:	**RI-DUP-250812**					
Laboratory ID:	08-136-06					
1,1,2-Trichloroethane	ND	0.20	EPA 8260D	8-13-25	8-13-25	
Tetrachloroethene	0.21	0.20	EPA 8260D	8-13-25	8-13-25	
1,3-Dichloropropane	ND	0.20	EPA 8260D	8-13-25	8-13-25	
2-Hexanone	ND	2.0	EPA 8260D	8-13-25	8-13-25	
Dibromochloromethane	ND	0.20	EPA 8260D	8-13-25	8-13-25	
1,2-Dibromoethane	ND	0.20	EPA 8260D	8-13-25	8-13-25	
Chlorobenzene	ND	0.20	EPA 8260D	8-13-25	8-13-25	
1,1,1,2-Tetrachloroethane	ND	0.20	EPA 8260D	8-13-25	8-13-25	
Ethylbenzene	ND	0.20	EPA 8260D	8-13-25	8-13-25	
m,p-Xylene	ND	0.40	EPA 8260D	8-13-25	8-13-25	
o-Xylene	ND	0.20	EPA 8260D	8-13-25	8-13-25	
Styrene	ND	0.20	EPA 8260D	8-13-25	8-13-25	
Bromoform	ND	1.0	EPA 8260D	8-13-25	8-13-25	
Isopropylbenzene	ND	0.20	EPA 8260D	8-13-25	8-13-25	
Bromobenzene	ND	0.20	EPA 8260D	8-13-25	8-13-25	
1,1,2,2-Tetrachloroethane	ND	0.20	EPA 8260D	8-13-25	8-13-25	
1,2,3-Trichloropropane	ND	0.20	EPA 8260D	8-13-25	8-13-25	
n-Propylbenzene	ND	0.20	EPA 8260D	8-13-25	8-13-25	
2-Chlorotoluene	ND	0.20	EPA 8260D	8-13-25	8-13-25	
4-Chlorotoluene	ND	0.20	EPA 8260D	8-13-25	8-13-25	
1,3,5-Trimethylbenzene	ND	0.20	EPA 8260D	8-13-25	8-13-25	
tert-Butylbenzene	ND	0.20	EPA 8260D	8-13-25	8-13-25	
1,2,4-Trimethylbenzene	ND	0.20	EPA 8260D	8-13-25	8-13-25	
sec-Butylbenzene	ND	0.20	EPA 8260D	8-13-25	8-13-25	
1,3-Dichlorobenzene	ND	0.20	EPA 8260D	8-13-25	8-13-25	
p-Isopropyltoluene	ND	0.20	EPA 8260D	8-13-25	8-13-25	
1,4-Dichlorobenzene	ND	0.20	EPA 8260D	8-13-25	8-13-25	
1,2-Dichlorobenzene	ND	0.20	EPA 8260D	8-13-25	8-13-25	
n-Butylbenzene	ND	0.20	EPA 8260D	8-13-25	8-13-25	
1,2-Dibromo-3-chloropropane	ND	1.0	EPA 8260D	8-13-25	8-13-25	
1,2,4-Trichlorobenzene	ND	0.20	EPA 8260D	8-13-25	8-13-25	
Hexachlorobutadiene	ND	1.0	EPA 8260D	8-13-25	8-13-25	
Naphthalene	ND	1.0	EPA 8260D	8-13-25	8-13-25	
1,2,3-Trichlorobenzene	ND	1.0	EPA 8260D	8-13-25	8-13-25	
Surrogate:	*Percent Recovery*	*Control Limits*				
Dibromofluoromethane	*97*	*68-133*				
Toluene-d8	*100*	*79-123*				
4-Bromofluorobenzene	*100*	*78-117*				

This report pertains to the samples analyzed in accordance with the chain of custody, and is intended only for the use of the individual or company to whom it is addressed.

Date of Report: August 21, 2025
Samples Submitted: August 12, 2025
Laboratory Reference: 2508-136
Project: 17613-012-01

VOLATILE ORGANICS EPA 8260D
page 1 of 2

Matrix: Water
Units: ug/L

Analyte	Result	PQL	Method	Date Prepared	Date Analyzed	Flags
Client ID:	**TB-250812**					
Laboratory ID:	08-136-07					
Dichlorodifluoromethane	ND	1.0	EPA 8260D	8-13-25	8-13-25	
Chloromethane	ND	1.0	EPA 8260D	8-13-25	8-13-25	
Vinyl Chloride	ND	0.20	EPA 8260D	8-13-25	8-13-25	
Bromomethane	ND	1.6	EPA 8260D	8-13-25	8-13-25	
Chloroethane	ND	1.0	EPA 8260D	8-13-25	8-13-25	
Trichlorofluoromethane	ND	0.20	EPA 8260D	8-13-25	8-13-25	
1,1-Dichloroethene	ND	0.20	EPA 8260D	8-13-25	8-13-25	
Acetone	ND	5.0	EPA 8260D	8-13-25	8-13-25	
Iodomethane	ND	2.1	EPA 8260D	8-13-25	8-13-25	
Carbon Disulfide	ND	0.20	EPA 8260D	8-13-25	8-13-25	
Methylene Chloride	ND	2.0	EPA 8260D	8-13-25	8-13-25	
(trans) 1,2-Dichloroethene	ND	0.20	EPA 8260D	8-13-25	8-13-25	
Methyl t-Butyl Ether	ND	0.20	EPA 8260D	8-13-25	8-13-25	
1,1-Dichloroethane	ND	0.20	EPA 8260D	8-13-25	8-13-25	
Vinyl Acetate	ND	1.0	EPA 8260D	8-13-25	8-13-25	
2,2-Dichloropropane	ND	0.20	EPA 8260D	8-13-25	8-13-25	
(cis) 1,2-Dichloroethene	ND	0.20	EPA 8260D	8-13-25	8-13-25	
2-Butanone	ND	5.0	EPA 8260D	8-13-25	8-13-25	
Bromochloromethane	ND	0.20	EPA 8260D	8-13-25	8-13-25	
Chloroform	ND	0.20	EPA 8260D	8-13-25	8-13-25	
1,1,1-Trichloroethane	ND	0.20	EPA 8260D	8-13-25	8-13-25	
Carbon Tetrachloride	ND	0.20	EPA 8260D	8-13-25	8-13-25	
1,1-Dichloropropene	ND	0.20	EPA 8260D	8-13-25	8-13-25	
Benzene	ND	0.20	EPA 8260D	8-13-25	8-13-25	
1,2-Dichloroethane	ND	0.20	EPA 8260D	8-13-25	8-13-25	
Trichloroethene	ND	0.20	EPA 8260D	8-13-25	8-13-25	
1,2-Dichloropropane	ND	0.20	EPA 8260D	8-13-25	8-13-25	
Dibromomethane	ND	0.20	EPA 8260D	8-13-25	8-13-25	
Bromodichloromethane	ND	0.20	EPA 8260D	8-13-25	8-13-25	
(cis) 1,3-Dichloropropene	ND	0.20	EPA 8260D	8-13-25	8-13-25	
Methyl Isobutyl Ketone	ND	2.0	EPA 8260D	8-13-25	8-13-25	
Toluene	ND	1.0	EPA 8260D	8-13-25	8-13-25	
(trans) 1,3-Dichloropropene	ND	0.20	EPA 8260D	8-13-25	8-13-25	

This report pertains to the samples analyzed in accordance with the chain of custody,
and is intended only for the use of the individual or company to whom it is addressed.

Date of Report: August 21, 2025
Samples Submitted: August 12, 2025
Laboratory Reference: 2508-136
Project: 17613-012-01

VOLATILE ORGANICS EPA 8260D
page 2 of 2

Analyte	Result	PQL	Method	Date Prepared	Date Analyzed	Flags
Client ID:	**TB-250812**					
Laboratory ID:	08-136-07					
1,1,2-Trichloroethane	ND	0.20	EPA 8260D	8-13-25	8-13-25	
Tetrachloroethene	ND	0.20	EPA 8260D	8-13-25	8-13-25	
1,3-Dichloropropane	ND	0.20	EPA 8260D	8-13-25	8-13-25	
2-Hexanone	ND	2.0	EPA 8260D	8-13-25	8-13-25	
Dibromochloromethane	ND	0.20	EPA 8260D	8-13-25	8-13-25	
1,2-Dibromoethane	ND	0.20	EPA 8260D	8-13-25	8-13-25	
Chlorobenzene	ND	0.20	EPA 8260D	8-13-25	8-13-25	
1,1,1,2-Tetrachloroethane	ND	0.20	EPA 8260D	8-13-25	8-13-25	
Ethylbenzene	ND	0.20	EPA 8260D	8-13-25	8-13-25	
m,p-Xylene	ND	0.40	EPA 8260D	8-13-25	8-13-25	
o-Xylene	ND	0.20	EPA 8260D	8-13-25	8-13-25	
Styrene	ND	0.20	EPA 8260D	8-13-25	8-13-25	
Bromoform	ND	1.0	EPA 8260D	8-13-25	8-13-25	
Isopropylbenzene	ND	0.20	EPA 8260D	8-13-25	8-13-25	
Bromobenzene	ND	0.20	EPA 8260D	8-13-25	8-13-25	
1,1,2,2-Tetrachloroethane	ND	0.20	EPA 8260D	8-13-25	8-13-25	
1,2,3-Trichloropropane	ND	0.20	EPA 8260D	8-13-25	8-13-25	
n-Propylbenzene	ND	0.20	EPA 8260D	8-13-25	8-13-25	
2-Chlorotoluene	ND	0.20	EPA 8260D	8-13-25	8-13-25	
4-Chlorotoluene	ND	0.20	EPA 8260D	8-13-25	8-13-25	
1,3,5-Trimethylbenzene	ND	0.20	EPA 8260D	8-13-25	8-13-25	
tert-Butylbenzene	ND	0.20	EPA 8260D	8-13-25	8-13-25	
1,2,4-Trimethylbenzene	ND	0.20	EPA 8260D	8-13-25	8-13-25	
sec-Butylbenzene	ND	0.20	EPA 8260D	8-13-25	8-13-25	
1,3-Dichlorobenzene	ND	0.20	EPA 8260D	8-13-25	8-13-25	
p-Isopropyltoluene	ND	0.20	EPA 8260D	8-13-25	8-13-25	
1,4-Dichlorobenzene	ND	0.20	EPA 8260D	8-13-25	8-13-25	
1,2-Dichlorobenzene	ND	0.20	EPA 8260D	8-13-25	8-13-25	
n-Butylbenzene	ND	0.20	EPA 8260D	8-13-25	8-13-25	
1,2-Dibromo-3-chloropropane	ND	1.0	EPA 8260D	8-13-25	8-13-25	
1,2,4-Trichlorobenzene	ND	0.20	EPA 8260D	8-13-25	8-13-25	
Hexachlorobutadiene	ND	1.0	EPA 8260D	8-13-25	8-13-25	
Naphthalene	ND	1.0	EPA 8260D	8-13-25	8-13-25	
1,2,3-Trichlorobenzene	ND	1.0	EPA 8260D	8-13-25	8-13-25	
Surrogate:	*Percent Recovery*	*Control Limits*				
Dibromofluoromethane	*95*	*68-133*				
Toluene-d8	*99*	*79-123*				
4-Bromofluorobenzene	*99*	*78-117*				

This report pertains to the samples analyzed in accordance with the chain of custody, and is intended only for the use of the individual or company to whom it is addressed.

Date of Report: August 21, 2025
Samples Submitted: August 12, 2025
Laboratory Reference: 2508-136
Project: 17613-012-01

TOTAL LEAD
EPA 200.8

Matrix: Water
Units: ug/L (ppb)

Analyte	Result	PQL	Method	Date Prepared	Date Analyzed	Flags
Client ID:	**RI-MW1-250812**					
Laboratory ID:	08-136-01					
Lead	**ND**	1.1	EPA 200.8	8-19-25	8-19-25	
Client ID:	**RI-MW2-250812**					
Laboratory ID:	08-136-02					
Lead	**ND**	1.1	EPA 200.8	8-19-25	8-19-25	
Client ID:	**RI-MW3-250812**					
Laboratory ID:	08-136-03					
Lead	**ND**	1.1	EPA 200.8	8-19-25	8-19-25	
Client ID:	**RI-MW4-250812**					
Laboratory ID:	08-136-04					
Lead	**ND**	1.1	EPA 200.8	8-19-25	8-19-25	
Client ID:	**RI-MW5-250812**					
Laboratory ID:	08-136-05					
Lead	**ND**	1.1	EPA 200.8	8-19-25	8-19-25	
Client ID:	**RI-DUP-250812**					
Laboratory ID:	08-136-06					
Lead	**ND**	1.1	EPA 200.8	8-19-25	8-19-25	

This report pertains to the samples analyzed in accordance with the chain of custody,
and is intended only for the use of the individual or company to whom it is addressed.

Date of Report: August 21, 2025
Samples Submitted: August 12, 2025
Laboratory Reference: 2508-136
Project: 17613-012-01

DISSOLVED LEAD
EPA 200.8

Matrix: Water
Units: ug/L (ppb)

Analyte	Result	PQL	Method	Date Prepared	Date Analyzed	Flags
Client ID:	**RI-MW1-250812**					
Laboratory ID:	08-136-01					
Lead	**ND**	1.0	EPA 200.8		8-19-25	
Client ID:	**RI-MW2-250812**					
Laboratory ID:	08-136-02					
Lead	**ND**	1.0	EPA 200.8		8-19-25	
Client ID:	**RI-MW3-250812**					
Laboratory ID:	08-136-03					
Lead	**ND**	1.0	EPA 200.8		8-19-25	
Client ID:	**RI-MW4-250812**					
Laboratory ID:	08-136-04					
Lead	**ND**	1.0	EPA 200.8		8-19-25	
Client ID:	**RI-MW5-250812**					
Laboratory ID:	08-136-05					
Lead	**ND**	1.0	EPA 200.8		8-19-25	
Client ID:	**RI-DUP-250812**					
Laboratory ID:	08-136-06					
Lead	**ND**	1.0	EPA 200.8		8-19-25	

This report pertains to the samples analyzed in accordance with the chain of custody,
and is intended only for the use of the individual or company to whom it is addressed.

Date of Report: August 21, 2025
Samples Submitted: August 12, 2025
Laboratory Reference: 2508-136
Project: 17613-012-01

GASOLINE RANGE ORGANICS
NWTPH-Gx
QUALITY CONTROL

Matrix: Water
Units: ug/L (ppb)

Analyte	Result	PQL	Method	Date Prepared	Date Analyzed	Flags
METHOD BLANK						
Laboratory ID:	MB0813W1					
Gasoline	**ND**	100	NWTPH-Gx	8-13-25	8-13-25	
Surrogate:	*Percent Recovery*	*Control Limits*				
Fluorobenzene	*101*	*62-122*				

Analyte	Result		Spike Level		Source Result	Percent Recovery		Recovery Limits	RPD	RPD Limit	Flags
DUPLICATE											
Laboratory ID:	08-136-01										
	ORIG	DUP									
Gasoline	**ND**	**ND**	NA	NA		NA		NA	NA	30	
Surrogate:											
Fluorobenzene						*106*	*99*	*62-122*			

This report pertains to the samples analyzed in accordance with the chain of custody, and is intended only for the use of the individual or company to whom it is addressed.

Date of Report: August 21, 2025
Samples Submitted: August 12, 2025
Laboratory Reference: 2508-136
Project: 17613-012-01

DIESEL AND HEAVY OIL RANGE ORGANICS
NWTPH-Dx
QUALITY CONTROL

Matrix: Water
Units: mg/L (ppm)

Analyte	Result	PQL	Method	Date Prepared	Date Analyzed	Flags
METHOD BLANK						
Laboratory ID:	MB0813W1					
Diesel Range Organics	**ND**	0.16	NWTPH-Dx	8-13-25	8-13-25	
Lube Oil Range Organics	**ND**	0.16	NWTPH-Dx	8-13-25	8-13-25	
Surrogate:	*Percent Recovery*	*Control Limits*				
o-Terphenyl	*106*	*50-150*				
Laboratory ID:	MB0813W1					
Diesel Range Organics	**ND**	0.16	NWTPH-Dx	8-13-25	8-13-25	X2
Lube Oil Range Organics	**ND**	0.16	NWTPH-Dx	8-13-25	8-13-25	X2
Surrogate:	*Percent Recovery*	*Control Limits*				
o-Terphenyl	*106*	*50-150*				

Analyte	Result		Spike Level		Source Result	Percent Recovery		Recovery Limits	RPD	RPD Limit	Flags
DUPLICATE											
Laboratory ID:	SB0813W1										
	ORIG	DUP									
Diesel Fuel #2	**0.439**	**0.405**	NA	NA		NA		NA	8	40	
Surrogate:											
o-Terphenyl						*112*	*104*	*50-150*			
Laboratory ID:	SB0813W1										
	ORIG	DUP									
Diesel Fuel #2	**0.406**	**0.373**	NA	NA		NA		NA	8	40	X2
Surrogate:											
o-Terphenyl						*112*	*103*	*50-150*			

This report pertains to the samples analyzed in accordance with the chain of custody,
and is intended only for the use of the individual or company to whom it is addressed.

Date of Report: August 21, 2025
Samples Submitted: August 12, 2025
Laboratory Reference: 2508-136
Project: 17613-012-01

VOLATILE ORGANICS EPA 8260D
QUALITY CONTROL
page 1 of 2

Matrix: Water
Units: ug/L

Analyte	Result	PQL	Method	Date Prepared	Date Analyzed	Flags
METHOD BLANK						
Laboratory ID:	MB0813W2					
Dichlorodifluoromethane	ND	1.0	EPA 8260D	8-13-25	8-13-25	
Chloromethane	ND	1.0	EPA 8260D	8-13-25	8-13-25	
Vinyl Chloride	ND	0.20	EPA 8260D	8-13-25	8-13-25	
Bromomethane	ND	1.6	EPA 8260D	8-13-25	8-13-25	
Chloroethane	ND	1.0	EPA 8260D	8-13-25	8-13-25	
Trichlorofluoromethane	ND	0.20	EPA 8260D	8-13-25	8-13-25	
1,1-Dichloroethene	ND	0.20	EPA 8260D	8-13-25	8-13-25	
Acetone	ND	5.0	EPA 8260D	8-13-25	8-13-25	
Iodomethane	ND	2.1	EPA 8260D	8-13-25	8-13-25	
Carbon Disulfide	ND	0.20	EPA 8260D	8-13-25	8-13-25	
Methylene Chloride	ND	2.0	EPA 8260D	8-13-25	8-13-25	
(trans) 1,2-Dichloroethene	ND	0.20	EPA 8260D	8-13-25	8-13-25	
Methyl t-Butyl Ether	ND	0.20	EPA 8260D	8-13-25	8-13-25	
1,1-Dichloroethane	ND	0.20	EPA 8260D	8-13-25	8-13-25	
Vinyl Acetate	ND	1.0	EPA 8260D	8-13-25	8-13-25	
2,2-Dichloropropane	ND	0.20	EPA 8260D	8-13-25	8-13-25	
(cis) 1,2-Dichloroethene	ND	0.20	EPA 8260D	8-13-25	8-13-25	
2-Butanone	ND	5.0	EPA 8260D	8-13-25	8-13-25	
Bromochloromethane	ND	0.20	EPA 8260D	8-13-25	8-13-25	
Chloroform	ND	0.20	EPA 8260D	8-13-25	8-13-25	
1,1,1-Trichloroethane	ND	0.20	EPA 8260D	8-13-25	8-13-25	
Carbon Tetrachloride	ND	0.20	EPA 8260D	8-13-25	8-13-25	
1,1-Dichloropropene	ND	0.20	EPA 8260D	8-13-25	8-13-25	
Benzene	ND	0.20	EPA 8260D	8-13-25	8-13-25	
1,2-Dichloroethane	ND	0.20	EPA 8260D	8-13-25	8-13-25	
Trichloroethene	ND	0.20	EPA 8260D	8-13-25	8-13-25	
1,2-Dichloropropane	ND	0.20	EPA 8260D	8-13-25	8-13-25	
Dibromomethane	ND	0.20	EPA 8260D	8-13-25	8-13-25	
Bromodichloromethane	ND	0.20	EPA 8260D	8-13-25	8-13-25	
(cis) 1,3-Dichloropropene	ND	0.20	EPA 8260D	8-13-25	8-13-25	
Methyl Isobutyl Ketone	ND	2.0	EPA 8260D	8-13-25	8-13-25	
Toluene	ND	1.0	EPA 8260D	8-13-25	8-13-25	
(trans) 1,3-Dichloropropene	ND	0.20	EPA 8260D	8-13-25	8-13-25	

This report pertains to the samples analyzed in accordance with the chain of custody,
and is intended only for the use of the individual or company to whom it is addressed.

Date of Report: August 21, 2025
Samples Submitted: August 12, 2025
Laboratory Reference: 2508-136
Project: 17613-012-01

VOLATILE ORGANICS EPA 8260D
QUALITY CONTROL
page 2 of 2

Analyte	Result	PQL	Method	Date Prepared	Date Analyzed	Flags
METHOD BLANK						
Laboratory ID:	MB0813W2					
1,1,2-Trichloroethane	ND	0.20	EPA 8260D	8-13-25	8-13-25	
Tetrachloroethene	ND	0.20	EPA 8260D	8-13-25	8-13-25	
1,3-Dichloropropane	ND	0.20	EPA 8260D	8-13-25	8-13-25	
2-Hexanone	ND	2.0	EPA 8260D	8-13-25	8-13-25	
Dibromochloromethane	ND	0.20	EPA 8260D	8-13-25	8-13-25	
1,2-Dibromoethane	ND	0.20	EPA 8260D	8-13-25	8-13-25	
Chlorobenzene	ND	0.20	EPA 8260D	8-13-25	8-13-25	
1,1,1,2-Tetrachloroethane	ND	0.20	EPA 8260D	8-13-25	8-13-25	
Ethylbenzene	ND	0.20	EPA 8260D	8-13-25	8-13-25	
m,p-Xylene	ND	0.40	EPA 8260D	8-13-25	8-13-25	
o-Xylene	ND	0.20	EPA 8260D	8-13-25	8-13-25	
Styrene	ND	0.20	EPA 8260D	8-13-25	8-13-25	
Bromoform	ND	1.0	EPA 8260D	8-13-25	8-13-25	
Isopropylbenzene	ND	0.20	EPA 8260D	8-13-25	8-13-25	
Bromobenzene	ND	0.20	EPA 8260D	8-13-25	8-13-25	
1,1,2,2-Tetrachloroethane	ND	0.20	EPA 8260D	8-13-25	8-13-25	
1,2,3-Trichloropropane	ND	0.20	EPA 8260D	8-13-25	8-13-25	
n-Propylbenzene	ND	0.20	EPA 8260D	8-13-25	8-13-25	
2-Chlorotoluene	ND	0.20	EPA 8260D	8-13-25	8-13-25	
4-Chlorotoluene	ND	0.20	EPA 8260D	8-13-25	8-13-25	
1,3,5-Trimethylbenzene	ND	0.20	EPA 8260D	8-13-25	8-13-25	
tert-Butylbenzene	ND	0.20	EPA 8260D	8-13-25	8-13-25	
1,2,4-Trimethylbenzene	ND	0.20	EPA 8260D	8-13-25	8-13-25	
sec-Butylbenzene	ND	0.20	EPA 8260D	8-13-25	8-13-25	
1,3-Dichlorobenzene	ND	0.20	EPA 8260D	8-13-25	8-13-25	
p-Isopropyltoluene	ND	0.20	EPA 8260D	8-13-25	8-13-25	
1,4-Dichlorobenzene	ND	0.20	EPA 8260D	8-13-25	8-13-25	
1,2-Dichlorobenzene	ND	0.20	EPA 8260D	8-13-25	8-13-25	
n-Butylbenzene	ND	0.20	EPA 8260D	8-13-25	8-13-25	
1,2-Dibromo-3-chloropropane	ND	1.0	EPA 8260D	8-13-25	8-13-25	
1,2,4-Trichlorobenzene	ND	0.20	EPA 8260D	8-13-25	8-13-25	
Hexachlorobutadiene	ND	1.0	EPA 8260D	8-13-25	8-13-25	
Naphthalene	ND	1.0	EPA 8260D	8-13-25	8-13-25	
1,2,3-Trichlorobenzene	ND	1.0	EPA 8260D	8-13-25	8-13-25	
Surrogate:	*Percent Recovery*	*Control Limits*				
Dibromofluoromethane	*99*	*68-133*				
Toluene-d8	*100*	*79-123*				
4-Bromofluorobenzene	*98*	*78-117*				

This report pertains to the samples analyzed in accordance with the chain of custody, and is intended only for the use of the individual or company to whom it is addressed.

Date of Report: August 21, 2025
Samples Submitted: August 12, 2025
Laboratory Reference: 2508-136
Project: 17613-012-01

VOLATILE ORGANICS EPA 8260D
QUALITY CONTROL
page 1 of 2

Matrix: Water
Units: ug/L

Analyte	Result		Spike Level		Percent Recovery		Recovery Limits	RPD	RPD Limit	Flags
SPIKE BLANKS										
Laboratory ID:	SB0813W2									
	SB	SBD	SB	SBD	SB	SBD				
Dichlorodifluoromethane	**9.51**	**9.22**	10.0	10.0	95	92	34-166	3	25	
Chloromethane	**8.99**	**9.19**	10.0	10.0	90	92	38-141	2	31	
Vinyl Chloride	**10.5**	**10.8**	10.0	10.0	105	108	67-131	3	16	
Bromomethane	**6.10**	**8.08**	10.0	10.0	61	81	30-155	28	34	
Chloroethane	**10.7**	**10.5**	10.0	10.0	107	105	63-130	2	18	
Trichlorofluoromethane	**10.4**	**10.3**	10.0	10.0	104	103	80-131	1	17	
1,1-Dichloroethene	**10.8**	**10.9**	10.0	10.0	108	109	77-125	1	15	
Acetone	**9.55**	**10.6**	10.0	10.0	96	106	45-135	10	24	
Iodomethane	**4.74**	**6.32**	10.0	10.0	47	63	27-146	29	33	
Carbon Disulfide	**9.61**	**9.81**	10.0	10.0	96	98	41-150	2	19	
Methylene Chloride	**9.82**	**9.68**	10.0	10.0	98	97	66-123	1	15	
(trans) 1,2-Dichloroethene	**10.8**	**10.8**	10.0	10.0	108	108	76-126	0	15	
Methyl t-Butyl Ether	**10.8**	**10.6**	10.0	10.0	108	106	73-129	2	15	
1,1-Dichloroethane	**10.9**	**10.8**	10.0	10.0	109	108	75-126	1	15	
Vinyl Acetate	**21.1**	**21.6**	10.0	10.0	211	216	57-139	2	15	I,I
2,2-Dichloropropane	**13.2**	**13.4**	10.0	10.0	132	134	75-154	2	19	
(cis) 1,2-Dichloroethene	**11.0**	**11.0**	10.0	10.0	110	110	77-129	0	15	
2-Butanone	**11.6**	**11.0**	10.0	10.0	116	110	62-129	5	17	
Bromochloromethane	**9.61**	**9.75**	10.0	10.0	96	98	72-129	1	19	
Chloroform	**10.3**	**10.5**	10.0	10.0	103	105	72-125	2	15	
1,1,1-Trichloroethane	**10.5**	**10.6**	10.0	10.0	105	106	79-127	1	15	
Carbon Tetrachloride	**9.93**	**10.1**	10.0	10.0	99	101	78-131	2	15	
1,1-Dichloropropene	**10.6**	**10.6**	10.0	10.0	106	106	77-124	0	15	
Benzene	**10.4**	**10.5**	10.0	10.0	104	105	75-126	1	15	
1,2-Dichloroethane	**11.3**	**11.0**	10.0	10.0	113	110	74-128	3	15	
Trichloroethene	**9.81**	**9.99**	10.0	10.0	98	100	80-130	2	15	
1,2-Dichloropropane	**10.8**	**10.9**	10.0	10.0	108	109	80-124	1	15	
Dibromomethane	**10.7**	**10.6**	10.0	10.0	107	106	80-131	1	15	
Bromodichloromethane	**11.2**	**11.4**	10.0	10.0	112	114	81-131	2	15	
(cis) 1,3-Dichloropropene	**11.6**	**11.9**	10.0	10.0	116	119	74-136	3	15	
Methyl Isobutyl Ketone	**11.7**	**11.9**	10.0	10.0	117	119	67-132	2	15	
Toluene	**9.59**	**9.80**	10.0	10.0	96	98	75-127	2	15	
(trans) 1,3-Dichloropropene	**10.5**	**10.4**	10.0	10.0	105	104	69-137	1	15	

This report pertains to the samples analyzed in accordance with the chain of custody,
and is intended only for the use of the individual or company to whom it is addressed.

Date of Report: August 21, 2025
Samples Submitted: August 12, 2025
Laboratory Reference: 2508-136
Project: 17613-012-01

VOLATILE ORGANICS EPA 8260D
QUALITY CONTROL
page 2 of 2

Analyte	Result		Spike Level		Percent Recovery		Recovery Limits	RPD	RPD Limit	Flags
SPIKE BLANKS										
Laboratory ID:	SB0813W2									
	SB	SBD	SB	SBD	SB	SBD				
1,1,2-Trichloroethane	**10.9**	**10.8**	10.0	10.0	109	108	80-122	1	15	
Tetrachloroethene	**10.4**	**10.6**	10.0	10.0	104	106	80-130	2	20	
1,3-Dichloropropane	**11.3**	**11.4**	10.0	10.0	113	114	82-128	1	15	
2-Hexanone	**12.4**	**12.7**	10.0	10.0	124	127	67-130	2	19	
Dibromochloromethane	**10.2**	**10.4**	10.0	10.0	102	104	58-149	2	32	
1,2-Dibromoethane	**10.7**	**10.7**	10.0	10.0	107	107	82-127	0	15	
Chlorobenzene	**10.7**	**10.8**	10.0	10.0	107	108	80-120	1	15	
1,1,1,2-Tetrachloroethane	**10.6**	**10.5**	10.0	10.0	106	105	80-127	1	15	
Ethylbenzene	**10.7**	**10.7**	10.0	10.0	107	107	80-124	0	15	
m,p-Xylene	**21.0**	**21.2**	20.0	20.0	105	106	80-124	1	15	
o-Xylene	**10.6**	**10.8**	10.0	10.0	106	108	80-123	2	15	
Styrene	**11.1**	**11.1**	10.0	10.0	111	111	82-125	0	15	
Bromoform	**10.9**	**10.8**	10.0	10.0	109	108	66-136	1	15	
Isopropylbenzene	**10.8**	**10.9**	10.0	10.0	108	109	80-127	1	15	
Bromobenzene	**11.2**	**11.0**	10.0	10.0	112	110	82-123	2	15	
1,1,2,2-Tetrachloroethane	**12.9**	**12.4**	10.0	10.0	129	124	78-124	4	15	I
1,2,3-Trichloropropane	**11.5**	**11.1**	10.0	10.0	115	111	67-123	4	15	
n-Propylbenzene	**11.2**	**11.1**	10.0	10.0	112	111	80-129	1	15	
2-Chlorotoluene	**11.0**	**11.0**	10.0	10.0	110	110	77-126	0	15	
4-Chlorotoluene	**11.2**	**11.0**	10.0	10.0	112	110	79-128	2	15	
1,3,5-Trimethylbenzene	**11.2**	**11.0**	10.0	10.0	112	110	79-128	2	15	
tert-Butylbenzene	**10.7**	**10.6**	10.0	10.0	107	106	80-127	1	15	
1,2,4-Trimethylbenzene	**11.1**	**11.0**	10.0	10.0	111	110	80-128	1	15	
sec-Butylbenzene	**11.2**	**11.0**	10.0	10.0	112	110	79-130	2	15	
1,3-Dichlorobenzene	**10.8**	**10.6**	10.0	10.0	108	106	79-125	2	15	
p-Isopropyltoluene	**11.2**	**11.1**	10.0	10.0	112	111	80-132	1	15	
1,4-Dichlorobenzene	**10.7**	**10.3**	10.0	10.0	107	103	78-123	4	15	
1,2-Dichlorobenzene	**10.9**	**10.7**	10.0	10.0	109	107	79-125	2	15	
n-Butylbenzene	**11.6**	**11.7**	10.0	10.0	116	117	78-138	1	16	
1,2-Dibromo-3-chloropropane	**10.8**	**10.5**	10.0	10.0	108	105	62-133	3	17	
1,2,4-Trichlorobenzene	**9.28**	**9.04**	10.0	10.0	93	90	74-140	3	20	
Hexachlorobutadiene	**10.5**	**10.4**	10.0	10.0	105	104	76-144	1	22	
Naphthalene	**10.0**	**9.57**	10.0	10.0	100	96	55-132	4	23	
1,2,3-Trichlorobenzene	**8.84**	**8.42**	10.0	10.0	88	84	64-142	5	28	
Surrogate:										
Dibromofluoromethane					*96*	*96*	*68-133*			
Toluene-d8					*100*	*101*	*79-123*			
4-Bromofluorobenzene					*101*	*101*	*78-117*			

This report pertains to the samples analyzed in accordance with the chain of custody, and is intended only for the use of the individual or company to whom it is addressed.

Date of Report: August 21, 2025
Samples Submitted: August 12, 2025
Laboratory Reference: 2508-136
Project: 17613-012-01

TOTAL LEAD
EPA 200.8
QUALITY CONTROL

Matrix: Water
Units: ug/L (ppb)

Analyte	Result	PQL	Method	Date Prepared	Date Analyzed	Flags
METHOD BLANK						
Laboratory ID:	MB0819WM1					
Lead	**ND**	1.1	EPA 200.8	8-19-25	8-19-25	

Analyte	Result		Spike Level		Source Result	Percent Recovery		Recovery Limits	RPD	RPD Limit	Flags
DUPLICATE											
Laboratory ID:	08-183-10										
	ORIG	DUP									
Lead	**ND**	**ND**	NA	NA		NA		NA	NA	20	
MATRIX SPIKES											
Laboratory ID:	08-183-10										
	MS	MSD	MS	MSD		MS	MSD				
Lead	**102**	**104**	111	111	ND	**92**	**93**	75-125	2	20	

This report pertains to the samples analyzed in accordance with the chain of custody,
and is intended only for the use of the individual or company to whom it is addressed.

Date of Report: August 21, 2025
Samples Submitted: August 12, 2025
Laboratory Reference: 2508-136
Project: 17613-012-01

DISSOLVED LEAD
EPA 200.8
QUALITY CONTROL

Matrix: Water
Units: ug/L (ppb)

Analyte	Result	PQL	Method	Date Prepared	Date Analyzed	Flags
METHOD BLANK						
Laboratory ID:	MB0819D1					
Lead	**ND**	1.0	EPA 200.8		8-19-25	

Analyte	Result		Spike Level		Source Result	Percent Recovery		Recovery Limits	RPD	RPD Limit	Flags
DUPLICATE											
Laboratory ID:	08-136-01										
	ORIG	DUP									
Lead	**ND**	**ND**	NA	NA		NA		NA	NA	20	
MATRIX SPIKES											
Laboratory ID:	08-136-01										
	MS	MSD	MS	MSD		MS	MSD				
Lead	**76.9**	**69.0**	80.0	80.0	ND	**96**	**86**	75-125	11	20	

This report pertains to the samples analyzed in accordance with the chain of custody, and is intended only for the use of the individual or company to whom it is addressed.

OnSite Environmental Inc.

Data Qualifiers and Abbreviations

A - Due to a high sample concentration, the amount spiked is insufficient for meaningful MS/MSD recovery data.

B - The analyte indicated was also found in the blank sample.

C - The duplicate RPD is outside control limits due to high result variability when analyte concentrations are within five times the quantitation limit.

E - The value reported exceeds the quantitation range and is an estimate.

F - Surrogate recovery data is not available due to the high concentration of coeluting target compounds.

H - The analyte indicated is a common laboratory solvent and may have been introduced during sample preparation, and be impacting the sample result.

I - Compound recovery is outside of the control limits.

J - The value reported was below the practical quantitation limit. The value is an estimate.

K - Sample duplicate RPD is outside control limits due to sample inhomogeneity. The sample was re-extracted and re-analyzed with similar results.

L - The RPD is outside of the control limits.

M - Hydrocarbons in the gasoline range are impacting the diesel range result.

M1 - Hydrocarbons in the gasoline range (toluene-naphthalene) are present in the sample.

N - Hydrocarbons in the lube oil range are impacting the diesel range result.

N1 - Hydrocarbons in diesel range are impacting lube oil range results.

O - Hydrocarbons indicative of heavier fuels are present in the sample and are impacting the gasoline result.

P - The RPD of the detected concentrations between the two columns is greater than 40.

Q - Surrogate recovery is outside of the control limits.

S - Surrogate recovery data is not available due to the necessary dilution of the sample.

T - The sample chromatogram is not similar to a typical _____.

U - The analyte was analyzed for, but was not detected above the reported sample quantitation limit.

U1 - The practical quantitation limit is elevated due to interferences present in the sample.

V - Matrix Spike/Matrix Spike Duplicate recoveries are outside control limits due to matrix effects.

W - Matrix Spike/Matrix Spike Duplicate RPD are outside control limits due to matrix effects.

X - Sample extract treated with a mercury cleanup procedure.

X1 - Sample extract treated with a sulfuric acid/silica gel cleanup procedure.

X2 - Sample extract treated with a silica gel cleanup procedure.

Y - The calibration verification for this analyte exceeded the 20% drift specified in methods 8260 & 8270, and therefore the reported result should be considered an estimate. The overall performance of the calibration verification standard met the acceptance criteria of the method.

Y1 - Negative effects of the matrix from this sample on the instrument caused values for this analyte in the bracketing continuing calibration verification standard (CCVs) to be outside of 20% acceptance criteria. Because of this, quantitation limits and sample concentrations should be considered estimates.

Z -

ND - Not Detected at PQL
PQL - Practical Quantitation Limit
RPD - Relative Percent Difference

This report pertains to the samples analyzed in accordance with the chain of custody, and is intended only for the use of the individual or company to whom it is addressed.

Chain of Custody

Page 1 of 1

OnSite Environmental Inc.
Analytical Laboratory Testing Services
14648 NE 95th Street • Redmond, WA 98052
Phone: (425) 883-3881 • www.onsite-env.com

Laboratory Number: 08-136

Company: GeoEngineers, Inc.
Project Number: 17613-012-01
Project Name: MercyHousg - Mt. Baker St.
Project Manager: Jacob Letts
Sampled by: Meredith Bush, Ramsey McNabb

Turnaround Request (in working days)
(Check One)
☐ Same Day ☐ 1 Day
☐ 2 Days ☐ 3 Days
☒ Standard (7 Days)
☐ _____ (other)

Lab ID	Sample Identification	Date Sampled	Time Sampled	Matrix	Number of Containers	NWTPH-HCID	NWTPH-Gx/BTEX (8021☐ 8260☐)	NWTPH-Gx	NWTPH-Dx (SG Clean-up ☒ With and w/out)	Volatiles 8260	Halogenated Volatiles 8260	EDB EPA 8011 (Waters Only)	Semivolatiles 8270/SIM (with low-level PAHs)	PAHs 8270/SIM (low-level)	PCBs 8082	Organochlorine Pesticides 8081	Organophosphorus Pesticides 8270/SIM	Chlorinated Acid Herbicides 8151	Total RCRA Metals	Total MTCA Metals	TCLP Metals	HEM (oil and grease) 1664	Total and Dissolved Lead by EPA 6020B				% Moisture
1	RI-MW1-250812	8/12/25	0955	GW	9			X	X	X												X*				
2	RI-MW2-250812		0835																							
3	RI-MW3-250812		0940																							
4	RI-MW4-250812		1045																							
5	RI-MW5-250812		1055																							
6	RI-DUP-250812		1800																							
7	TB-250812		--	W	3					X																
	MB																									

	Signature	Company	Date	Time
Relinquished		GEI	8/12/2025	
Received		Alpha	8/12	13:46
Relinquished		Alpha	8/12	15:43
Received	Nichole Bifolchi	OSE	8/12/25	1543
Relinquished				
Received				
Reviewed/Date		Reviewed/Date		

Comments/Special Instructions
* field-filtered for dissolved lead

Data Package: Standard ☐ Level III ☐ Level IV ☐

Chromatograms with final report ☐ Electronic Data Deliverables (EDDs) ☐

File :X:\DIESELS\Teri\Data\T250813.SEC\0813-T60.D
Operator : LH
Acquired : 13 Aug 2025 13:44 using AcqMethod T250521F.M
Instrument : Teri
Sample Name: 08-136-01
Misc Info : RearSamp
Vial Number: 60

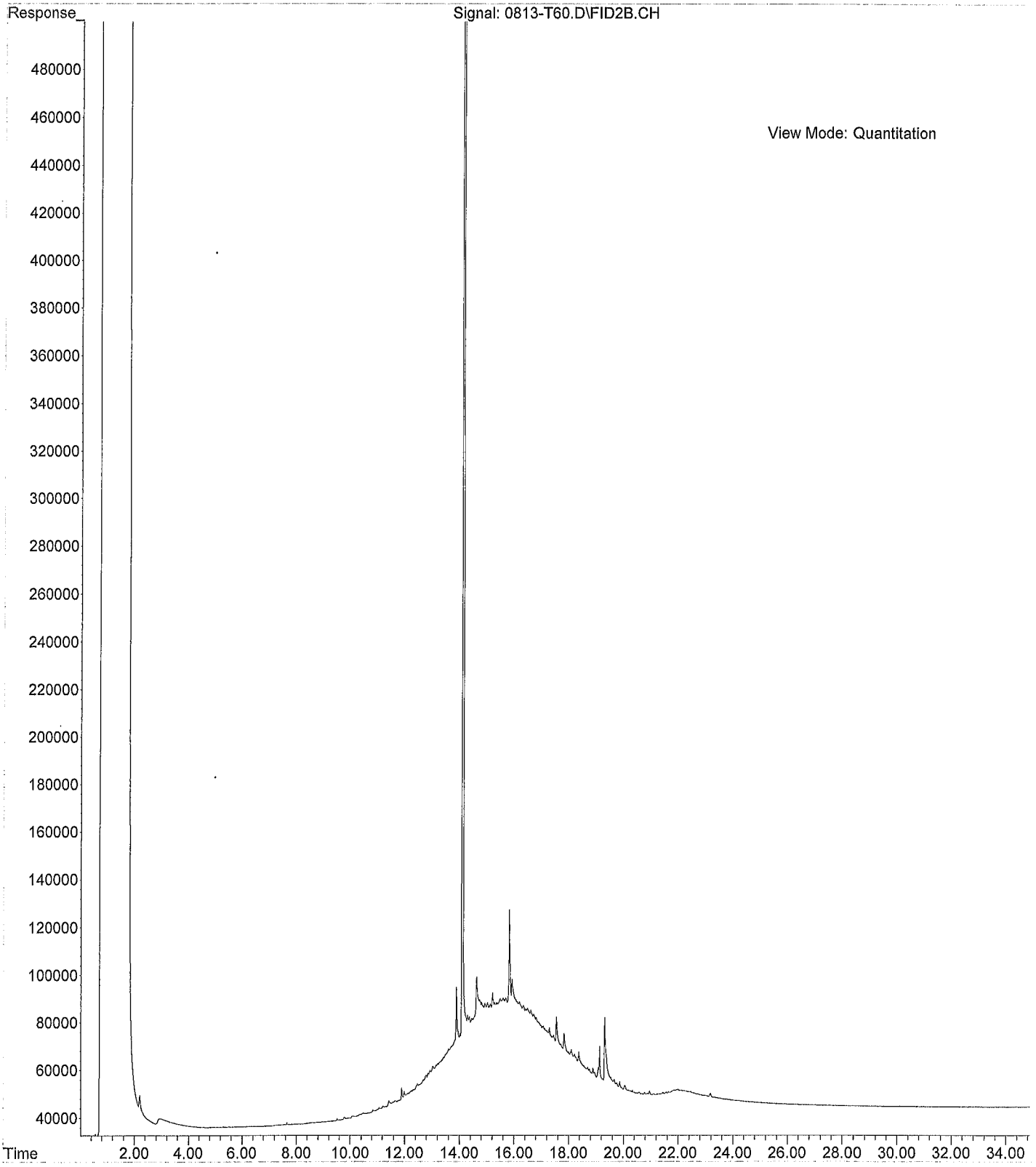

File :X:\DIESELS\Teri\Data\T250813\0813-T18.D
Operator : LH
Acquired : 13 Aug 2025 19:27 using AcqMethod T250521F.M
Instrument : Teri
Sample Name: 08-136-03
Misc Info : Sample
Vial Number: 18



File :X:\DIESELS\Teri\Data\T250813.SEC\0813-T69.D
Operator : LH
Acquired : 13 Aug 2025 20:09 using AcqMethod T250521F.M
Instrument : Teri
Sample Name: 08-136-05
Misc Info : RearSamp
Vial Number: 69

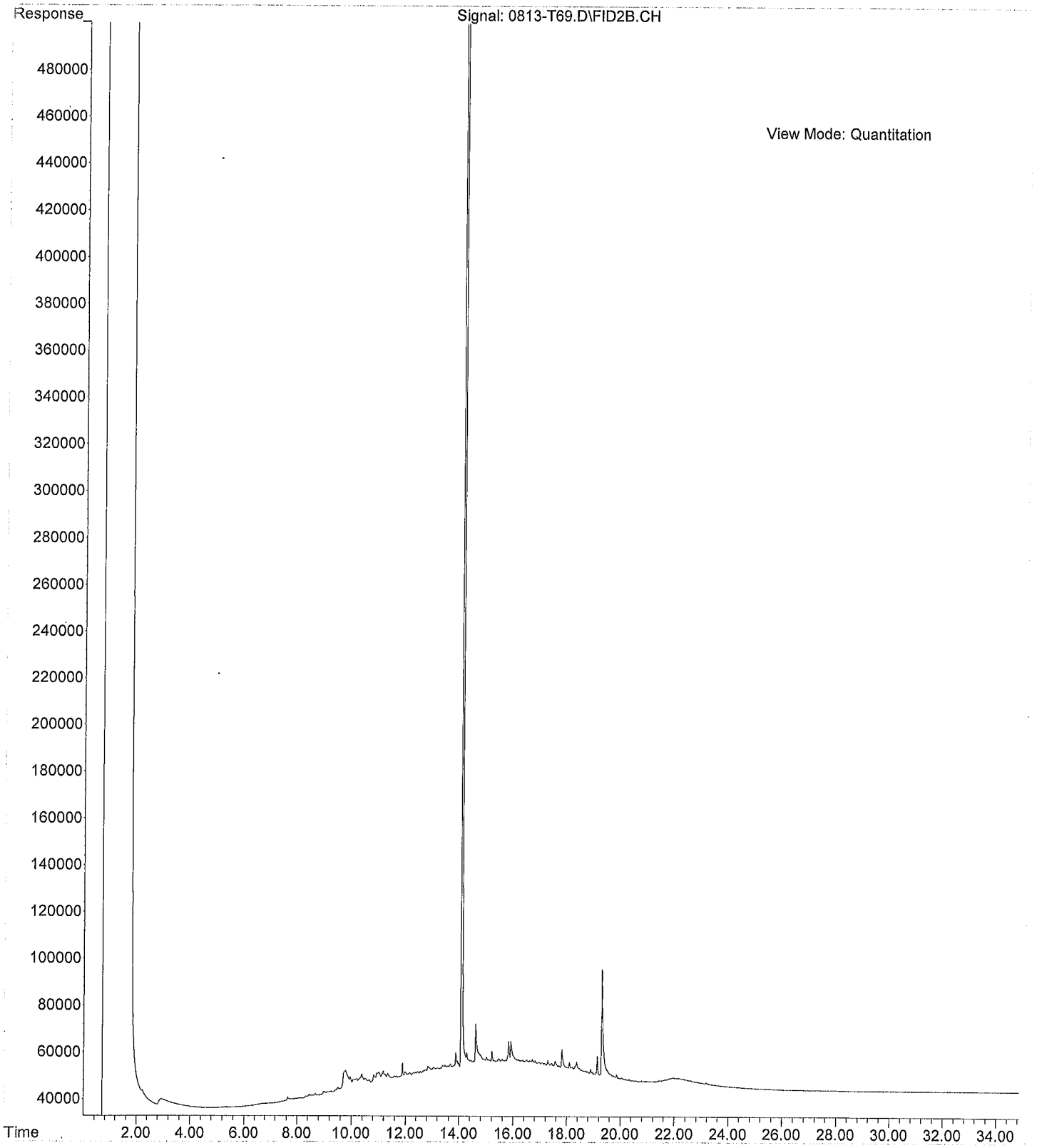

OnSite Environmental Inc.
14648 NE 95th Street, Redmond, WA 98052 • (425) 883-3881

November 24, 2025

Jacob Letts
GeoEngineers, Inc.
1101 Fawcett Avenue South, Suite 200
Tacoma, WA 98402

Re: Analytical Data for Project 17613-012-01
Laboratory Reference No. 2511-142

Dear Jacob:

Enclosed are the analytical results and associated quality control data for samples submitted on November 13, 2025.

The standard policy of OnSite Environmental, Inc. is to store your samples for 30 days from the date of receipt. If you require longer storage, please contact the laboratory.

We appreciate the opportunity to be of service to you on this project. If you have any questions concerning the data, or need additional information, please feel free to call me.

Sincerely,

David Baumeister
Project Manager

Enclosures

This report pertains to the samples analyzed in accordance with the chain of custody,
and is intended only for the use of the individual or company to whom it is addressed.

Date of Report: November 24, 2025
Samples Submitted: November 13, 2025
Laboratory Reference: 2511-142
Project: 17613-012-01

Case Narrative

Samples were collected on November 12, 2025 and received by the laboratory on November 13, 2025. They were maintained at the laboratory at a temperature of 2°C to 6°C.

Please note that any and all soil sample results are reported on a dry-weight basis, unless otherwise noted below. However the soil results for the QA/QC samples are reported on a wet-weight basis.

General QA/QC issues associated with the analytical data enclosed in this laboratory report will be indicated with a reference to a comment or explanation on the Data Qualifier page. More complex and involved QA/QC issues will be discussed in detail below.

Volatiles EPA 8260D Analysis

The percent recovery for 2,2-Dichloropropane, Styrene and Bromobenzene is outside the control limits in the Spike Blank and/or Spike Blank Duplicate. The method allows for a percentage of the compounds to fall outside of the control limits due to the large number of analytes being spiked.

The RPD for Vinyl Acetate, 2,2-Dichloropropane, 1,2-Dibroro-3-chloropropane and Naphthalene is outside the control limits for the Spike Blank/Spike Blank Duplicate. The method allows for a percentage of the compounds to fall outside of the control limits due to the large number of analytes being spiked.

Any other QA/QC issues associated with this extraction and analysis will be indicated with a footnote reference and discussed in detail on the Data Qualifier page.

This report pertains to the samples analyzed in accordance with the chain of custody, and is intended only for the use of the individual or company to whom it is addressed.

Date of Report: November 24, 2025
Samples Submitted: November 13, 2025
Laboratory Reference: 2511-142
Project: 17613-012-01

ANALYTICAL REPORT FOR SAMPLES

Client ID	Laboratory ID	Matrix	Date Sampled	Date Received	Notes
RI-MW1-251112	11-142-01	Water	11-12-25	11-13-25	
RI-MW2-251112	11-142-02	Water	11-12-25	11-13-25	
RI-MW3-251112	11-142-03	Water	11-12-25	11-13-25	
RI-MW4-251112	11-142-04	Water	11-12-25	11-13-25	
RI-MW5-251112	11-142-05	Water	11-12-25	11-13-25	
RI-DUP-251112	11-142-06	Water	11-12-25	11-13-25	
TB-251112	11-142-07	Water	---	11-13-25	

This report pertains to the samples analyzed in accordance with the chain of custody, and is intended only for the use of the individual or company to whom it is addressed.

Date of Report: November 24, 2025
Samples Submitted: November 13, 2025
Laboratory Reference: 2511-142
Project: 17613-012-01

GASOLINE RANGE ORGANICS
NWTPH-Gx

Matrix: Water
Units: ug/L (ppb)

Analyte	Result	PQL	Method	Date Prepared	Date Analyzed	Flags
Client ID:	**RI-MW1-251112**					
Laboratory ID:	11-142-01					
Gasoline	**ND**	100	NWTPH-Gx	11-14-25	11-14-25	
Surrogate:	*Percent Recovery*	*Control Limits*				
Fluorobenzene	*91*	*62-122*				
Client ID:	**RI-MW2-251112**					
Laboratory ID:	11-142-02					
Gasoline	**ND**	100	NWTPH-Gx	11-14-25	11-14-25	
Surrogate:	*Percent Recovery*	*Control Limits*				
Fluorobenzene	*89*	*62-122*				
Client ID:	**RI-MW3-251112**					
Laboratory ID:	11-142-03					
Gasoline	**ND**	100	NWTPH-Gx	11-14-25	11-14-25	
Surrogate:	*Percent Recovery*	*Control Limits*				
Fluorobenzene	*88*	*62-122*				
Client ID:	**RI-MW4-251112**					
Laboratory ID:	11-142-04					
Gasoline	**ND**	100	NWTPH-Gx	11-14-25	11-14-25	
Surrogate:	*Percent Recovery*	*Control Limits*				
Fluorobenzene	*92*	*62-122*				
Client ID:	**RI-MW5-251112**					
Laboratory ID:	11-142-05					
Gasoline	**ND**	100	NWTPH-Gx	11-14-25	11-14-25	
Surrogate:	*Percent Recovery*	*Control Limits*				
Fluorobenzene	*91*	*62-122*				
Client ID:	**RI-DUP-251112**					
Laboratory ID:	11-142-06					
Gasoline	**ND**	100	NWTPH-Gx	11-14-25	11-14-25	
Surrogate:	*Percent Recovery*	*Control Limits*				
Fluorobenzene	*88*	*62-122*				

This report pertains to the samples analyzed in accordance with the chain of custody, and is intended only for the use of the individual or company to whom it is addressed.

Date of Report: November 24, 2025
Samples Submitted: November 13, 2025
Laboratory Reference: 2511-142
Project: 17613-012-01

DIESEL AND HEAVY OIL RANGE ORGANICS
NWTPH-Dx

Matrix: Water
Units: mg/L (ppm)

Analyte	Result	PQL	Method	Date Prepared	Date Analyzed	Flags
Client ID:	**RI-MW1-251112**					
Laboratory ID:	11-142-01					
Diesel Range Organics	**ND**	0.20	NWTPH-Dx	11-17-25	11-17-25	
Lube Oil Range Organics	**ND**	0.20	NWTPH-Dx	11-17-25	11-17-25	
Surrogate:	*Percent Recovery*	*Control Limits*				
o-Terphenyl	*66*	*50-150*				
Client ID:	**RI-MW1-251112**					
Laboratory ID:	11-142-01					
Diesel Range Organics	**ND**	0.20	NWTPH-Dx	11-17-25	11-17-25	X2
Lube Oil Range Organics	**ND**	0.20	NWTPH-Dx	11-17-25	11-17-25	X2
Surrogate:	*Percent Recovery*	*Control Limits*				
o-Terphenyl	*70*	*50-150*				
Client ID:	**RI-MW2-251112**					
Laboratory ID:	11-142-02					
Diesel Range Organics	**ND**	0.21	NWTPH-Dx	11-17-25	11-17-25	
Lube Oil Range Organics	**ND**	0.21	NWTPH-Dx	11-17-25	11-17-25	
Surrogate:	*Percent Recovery*	*Control Limits*				
o-Terphenyl	*101*	*50-150*				
Client ID:	**RI-MW2-251112**					
Laboratory ID:	11-142-02					
Diesel Range Organics	**ND**	0.21	NWTPH-Dx	11-17-25	11-17-25	X2
Lube Oil Range Organics	**ND**	0.21	NWTPH-Dx	11-17-25	11-17-25	X2
Surrogate:	*Percent Recovery*	*Control Limits*				
o-Terphenyl	*101*	*50-150*				
Client ID:	**RI-MW3-251112**					
Laboratory ID:	11-142-03					
Diesel Range Organics	**ND**	0.21	NWTPH-Dx	11-17-25	11-17-25	
Lube Oil Range Organics	**ND**	0.21	NWTPH-Dx	11-17-25	11-17-25	
Surrogate:	*Percent Recovery*	*Control Limits*				
o-Terphenyl	*89*	*50-150*				
Client ID:	**RI-MW3-251112**					
Laboratory ID:	11-142-03					
Diesel Range Organics	**ND**	0.21	NWTPH-Dx	11-17-25	11-17-25	X2
Lube Oil Range Organics	**ND**	0.21	NWTPH-Dx	11-17-25	11-17-25	X2
Surrogate:	*Percent Recovery*	*Control Limits*				
o-Terphenyl	*92*	*50-150*				

This report pertains to the samples analyzed in accordance with the chain of custody, and is intended only for the use of the individual or company to whom it is addressed.

Date of Report: November 24, 2025
Samples Submitted: November 13, 2025
Laboratory Reference: 2511-142
Project: 17613-012-01

DIESEL AND HEAVY OIL RANGE ORGANICS
NWTPH-Dx

Matrix: Water
Units: mg/L (ppm)

Analyte	Result	PQL	Method	Date Prepared	Date Analyzed	Flags
Client ID:	**RI-MW4-251112**					
Laboratory ID:	11-142-04					
Diesel Range Organics	**ND**	0.20	NWTPH-Dx	11-17-25	11-17-25	
Lube Oil Range Organics	**ND**	0.20	NWTPH-Dx	11-17-25	11-17-25	
Surrogate:	*Percent Recovery*	*Control Limits*				
o-Terphenyl	*90*	*50-150*				
Client ID:	**RI-MW4-251112**					
Laboratory ID:	11-142-04					
Diesel Range Organics	**ND**	0.20	NWTPH-Dx	11-17-25	11-17-25	X2
Lube Oil Range Organics	**ND**	0.20	NWTPH-Dx	11-17-25	11-17-25	X2
Surrogate:	*Percent Recovery*	*Control Limits*				
o-Terphenyl	*93*	*50-150*				
Client ID:	**RI-MW5-251112**					
Laboratory ID:	11-142-05					
Diesel Range Organics	**ND**	0.21	NWTPH-Dx	11-17-25	11-17-25	
Lube Oil Range Organics	**ND**	0.21	NWTPH-Dx	11-17-25	11-17-25	
Surrogate:	*Percent Recovery*	*Control Limits*				
o-Terphenyl	*87*	*50-150*				
Client ID:	**RI-MW5-251112**					
Laboratory ID:	11-142-05					
Diesel Range Organics	**ND**	0.21	NWTPH-Dx	11-17-25	11-17-25	X2
Lube Oil Range Organics	**ND**	0.21	NWTPH-Dx	11-17-25	11-17-25	X2
Surrogate:	*Percent Recovery*	*Control Limits*				
o-Terphenyl	*89*	*50-150*				
Client ID:	**RI-DUP-251112**					
Laboratory ID:	11-142-06					
Diesel Range Organics	**ND**	0.20	NWTPH-Dx	11-17-25	11-17-25	
Lube Oil Range Organics	**0.23**	0.20	NWTPH-Dx	11-17-25	11-17-25	
Surrogate:	*Percent Recovery*	*Control Limits*				
o-Terphenyl	*98*	*50-150*				
Client ID:	**RI-DUP-251112**					
Laboratory ID:	11-142-06					
Diesel Range Organics	**ND**	0.20	NWTPH-Dx	11-17-25	11-17-25	X2
Lube Oil Range Organics	**ND**	0.20	NWTPH-Dx	11-17-25	11-17-25	X2
Surrogate:	*Percent Recovery*	*Control Limits*				
o-Terphenyl	*105*	*50-150*				

This report pertains to the samples analyzed in accordance with the chain of custody, and is intended only for the use of the individual or company to whom it is addressed.

Date of Report: November 24, 2025
Samples Submitted: November 13, 2025
Laboratory Reference: 2511-142
Project: 17613-012-01

VOLATILE ORGANICS EPA 8260D
page 1 of 2

Matrix: Water
Units: ug/L

Analyte	Result	PQL	Method	Date Prepared	Date Analyzed	Flags
Client ID:	**RI-MW1-251112**					
Laboratory ID:	11-142-01					
Dichlorodifluoromethane	ND	0.20	EPA 8260D	11-18-25	11-18-25	
Chloromethane	ND	1.0	EPA 8260D	11-18-25	11-18-25	
Vinyl Chloride	ND	0.20	EPA 8260D	11-18-25	11-18-25	
Bromomethane	ND	1.0	EPA 8260D	11-18-25	11-18-25	
Chloroethane	ND	1.0	EPA 8260D	11-18-25	11-18-25	
Trichlorofluoromethane	ND	0.20	EPA 8260D	11-18-25	11-18-25	
1,1-Dichloroethene	ND	0.20	EPA 8260D	11-18-25	11-18-25	
Acetone	ND	5.0	EPA 8260D	11-18-25	11-18-25	
Iodomethane	ND	1.0	EPA 8260D	11-18-25	11-18-25	
Carbon Disulfide	ND	0.20	EPA 8260D	11-18-25	11-18-25	
Methylene Chloride	ND	1.0	EPA 8260D	11-18-25	11-18-25	
(trans) 1,2-Dichloroethene	ND	0.20	EPA 8260D	11-18-25	11-18-25	
Methyl t-Butyl Ether	ND	0.20	EPA 8260D	11-18-25	11-18-25	
1,1-Dichloroethane	ND	0.20	EPA 8260D	11-18-25	11-18-25	
Vinyl Acetate	ND	1.0	EPA 8260D	11-18-25	11-18-25	
2,2-Dichloropropane	ND	0.20	EPA 8260D	11-18-25	11-18-25	
(cis) 1,2-Dichloroethene	ND	0.20	EPA 8260D	11-18-25	11-18-25	
2-Butanone	ND	5.0	EPA 8260D	11-18-25	11-18-25	
Bromochloromethane	ND	0.20	EPA 8260D	11-18-25	11-18-25	
Chloroform	ND	0.20	EPA 8260D	11-18-25	11-18-25	
1,1,1-Trichloroethane	ND	0.20	EPA 8260D	11-18-25	11-18-25	
Carbon Tetrachloride	ND	0.20	EPA 8260D	11-18-25	11-18-25	
1,1-Dichloropropene	ND	0.20	EPA 8260D	11-18-25	11-18-25	
Benzene	ND	0.20	EPA 8260D	11-18-25	11-18-25	
1,2-Dichloroethane	ND	0.20	EPA 8260D	11-18-25	11-18-25	
Trichloroethene	ND	0.20	EPA 8260D	11-18-25	11-18-25	
1,2-Dichloropropane	ND	0.20	EPA 8260D	11-18-25	11-18-25	
Dibromomethane	ND	0.20	EPA 8260D	11-18-25	11-18-25	
Bromodichloromethane	ND	0.20	EPA 8260D	11-18-25	11-18-25	
(cis) 1,3-Dichloropropene	ND	0.20	EPA 8260D	11-18-25	11-18-25	
Methyl Isobutyl Ketone	ND	2.0	EPA 8260D	11-18-25	11-18-25	
Toluene	ND	1.0	EPA 8260D	11-18-25	11-18-25	
(trans) 1,3-Dichloropropene	ND	0.20	EPA 8260D	11-18-25	11-18-25	

This report pertains to the samples analyzed in accordance with the chain of custody, and is intended only for the use of the individual or company to whom it is addressed.

Date of Report: November 24, 2025
Samples Submitted: November 13, 2025
Laboratory Reference: 2511-142
Project: 17613-012-01

VOLATILE ORGANICS EPA 8260D
page 2 of 2

Analyte	Result	PQL	Method	Date Prepared	Date Analyzed	Flags
Client ID:	**RI-MW1-251112**					
Laboratory ID:	11-142-01					
1,1,2-Trichloroethane	ND	0.20	EPA 8260D	11-18-25	11-18-25	
Tetrachloroethene	ND	0.20	EPA 8260D	11-18-25	11-18-25	
1,3-Dichloropropane	ND	0.20	EPA 8260D	11-18-25	11-18-25	
2-Hexanone	ND	2.0	EPA 8260D	11-18-25	11-18-25	
Dibromochloromethane	ND	0.20	EPA 8260D	11-18-25	11-18-25	
1,2-Dibromoethane	ND	0.20	EPA 8260D	11-18-25	11-18-25	
Chlorobenzene	ND	0.20	EPA 8260D	11-18-25	11-18-25	
1,1,1,2-Tetrachloroethane	ND	0.20	EPA 8260D	11-18-25	11-18-25	
Ethylbenzene	ND	0.20	EPA 8260D	11-18-25	11-18-25	
m,p-Xylene	ND	0.40	EPA 8260D	11-18-25	11-18-25	
o-Xylene	ND	0.20	EPA 8260D	11-18-25	11-18-25	
Styrene	ND	0.25	EPA 8260D	11-18-25	11-18-25	
Bromoform	ND	1.0	EPA 8260D	11-18-25	11-18-25	
Isopropylbenzene	ND	0.20	EPA 8260D	11-18-25	11-18-25	
Bromobenzene	ND	0.20	EPA 8260D	11-18-25	11-18-25	
1,1,2,2-Tetrachloroethane	ND	0.20	EPA 8260D	11-18-25	11-18-25	
1,2,3-Trichloropropane	ND	0.20	EPA 8260D	11-18-25	11-18-25	
n-Propylbenzene	ND	0.20	EPA 8260D	11-18-25	11-18-25	
2-Chlorotoluene	ND	0.20	EPA 8260D	11-18-25	11-18-25	
4-Chlorotoluene	ND	0.20	EPA 8260D	11-18-25	11-18-25	
1,3,5-Trimethylbenzene	ND	0.20	EPA 8260D	11-18-25	11-18-25	
tert-Butylbenzene	ND	0.20	EPA 8260D	11-18-25	11-18-25	
1,2,4-Trimethylbenzene	ND	0.20	EPA 8260D	11-18-25	11-18-25	
sec-Butylbenzene	ND	0.20	EPA 8260D	11-18-25	11-18-25	
1,3-Dichlorobenzene	ND	0.20	EPA 8260D	11-18-25	11-18-25	
p-Isopropyltoluene	ND	0.20	EPA 8260D	11-18-25	11-18-25	
1,4-Dichlorobenzene	ND	0.20	EPA 8260D	11-18-25	11-18-25	
1,2-Dichlorobenzene	ND	0.20	EPA 8260D	11-18-25	11-18-25	
n-Butylbenzene	ND	0.20	EPA 8260D	11-18-25	11-18-25	
1,2-Dibromo-3-chloropropane	ND	1.0	EPA 8260D	11-18-25	11-18-25	
1,2,4-Trichlorobenzene	ND	0.20	EPA 8260D	11-18-25	11-18-25	
Hexachlorobutadiene	ND	1.0	EPA 8260D	11-18-25	11-18-25	
Naphthalene	ND	1.0	EPA 8260D	11-18-25	11-18-25	
1,2,3-Trichlorobenzene	ND	1.0	EPA 8260D	11-18-25	11-18-25	
Surrogate:	*Percent Recovery*	*Control Limits*				
Dibromofluoromethane	*93*	*68-133*				
Toluene-d8	*100*	*79-123*				
4-Bromofluorobenzene	*85*	*78-117*				

This report pertains to the samples analyzed in accordance with the chain of custody, and is intended only for the use of the individual or company to whom it is addressed.

Date of Report: November 24, 2025
Samples Submitted: November 13, 2025
Laboratory Reference: 2511-142
Project: 17613-012-01

VOLATILE ORGANICS EPA 8260D
page 1 of 2

Matrix: Water
Units: ug/L

Analyte	Result	PQL	Method	Date Prepared	Date Analyzed	Flags
Client ID:	**RI-MW2-251112**					
Laboratory ID:	11-142-02					
Dichlorodifluoromethane	ND	0.20	EPA 8260D	11-18-25	11-18-25	
Chloromethane	ND	1.0	EPA 8260D	11-18-25	11-18-25	
Vinyl Chloride	ND	0.20	EPA 8260D	11-18-25	11-18-25	
Bromomethane	ND	1.0	EPA 8260D	11-18-25	11-18-25	
Chloroethane	ND	1.0	EPA 8260D	11-18-25	11-18-25	
Trichlorofluoromethane	ND	0.20	EPA 8260D	11-18-25	11-18-25	
1,1-Dichloroethene	ND	0.20	EPA 8260D	11-18-25	11-18-25	
Acetone	ND	5.0	EPA 8260D	11-18-25	11-18-25	
Iodomethane	ND	1.0	EPA 8260D	11-18-25	11-18-25	
Carbon Disulfide	ND	0.20	EPA 8260D	11-18-25	11-18-25	
Methylene Chloride	ND	1.0	EPA 8260D	11-18-25	11-18-25	
(trans) 1,2-Dichloroethene	ND	0.20	EPA 8260D	11-18-25	11-18-25	
Methyl t-Butyl Ether	ND	0.20	EPA 8260D	11-18-25	11-18-25	
1,1-Dichloroethane	ND	0.20	EPA 8260D	11-18-25	11-18-25	
Vinyl Acetate	ND	1.0	EPA 8260D	11-18-25	11-18-25	
2,2-Dichloropropane	ND	0.20	EPA 8260D	11-18-25	11-18-25	
(cis) 1,2-Dichloroethene	ND	0.20	EPA 8260D	11-18-25	11-18-25	
2-Butanone	ND	5.0	EPA 8260D	11-18-25	11-18-25	
Bromochloromethane	ND	0.20	EPA 8260D	11-18-25	11-18-25	
Chloroform	ND	0.20	EPA 8260D	11-18-25	11-18-25	
1,1,1-Trichloroethane	ND	0.20	EPA 8260D	11-18-25	11-18-25	
Carbon Tetrachloride	ND	0.20	EPA 8260D	11-18-25	11-18-25	
1,1-Dichloropropene	ND	0.20	EPA 8260D	11-18-25	11-18-25	
Benzene	ND	0.20	EPA 8260D	11-18-25	11-18-25	
1,2-Dichloroethane	ND	0.20	EPA 8260D	11-18-25	11-18-25	
Trichloroethene	ND	0.20	EPA 8260D	11-18-25	11-18-25	
1,2-Dichloropropane	ND	0.20	EPA 8260D	11-18-25	11-18-25	
Dibromomethane	ND	0.20	EPA 8260D	11-18-25	11-18-25	
Bromodichloromethane	ND	0.20	EPA 8260D	11-18-25	11-18-25	
(cis) 1,3-Dichloropropene	ND	0.20	EPA 8260D	11-18-25	11-18-25	
Methyl Isobutyl Ketone	ND	2.0	EPA 8260D	11-18-25	11-18-25	
Toluene	ND	1.0	EPA 8260D	11-18-25	11-18-25	
(trans) 1,3-Dichloropropene	ND	0.20	EPA 8260D	11-18-25	11-18-25	

This report pertains to the samples analyzed in accordance with the chain of custody, and is intended only for the use of the individual or company to whom it is addressed.

Date of Report: November 24, 2025
Samples Submitted: November 13, 2025
Laboratory Reference: 2511-142
Project: 17613-012-01

VOLATILE ORGANICS EPA 8260D
page 2 of 2

Analyte	Result	PQL	Method	Date Prepared	Date Analyzed	Flags
Client ID:	**RI-MW2-251112**					
Laboratory ID:	11-142-02					
1,1,2-Trichloroethane	ND	0.20	EPA 8260D	11-18-25	11-18-25	
Tetrachloroethene	ND	0.20	EPA 8260D	11-18-25	11-18-25	
1,3-Dichloropropane	ND	0.20	EPA 8260D	11-18-25	11-18-25	
2-Hexanone	ND	2.0	EPA 8260D	11-18-25	11-18-25	
Dibromochloromethane	ND	0.20	EPA 8260D	11-18-25	11-18-25	
1,2-Dibromoethane	ND	0.20	EPA 8260D	11-18-25	11-18-25	
Chlorobenzene	ND	0.20	EPA 8260D	11-18-25	11-18-25	
1,1,1,2-Tetrachloroethane	ND	0.20	EPA 8260D	11-18-25	11-18-25	
Ethylbenzene	ND	0.20	EPA 8260D	11-18-25	11-18-25	
m,p-Xylene	ND	0.40	EPA 8260D	11-18-25	11-18-25	
o-Xylene	ND	0.20	EPA 8260D	11-18-25	11-18-25	
Styrene	ND	0.25	EPA 8260D	11-18-25	11-18-25	
Bromoform	ND	1.0	EPA 8260D	11-18-25	11-18-25	
Isopropylbenzene	ND	0.20	EPA 8260D	11-18-25	11-18-25	
Bromobenzene	ND	0.20	EPA 8260D	11-18-25	11-18-25	
1,1,2,2-Tetrachloroethane	ND	0.20	EPA 8260D	11-18-25	11-18-25	
1,2,3-Trichloropropane	ND	0.20	EPA 8260D	11-18-25	11-18-25	
n-Propylbenzene	ND	0.20	EPA 8260D	11-18-25	11-18-25	
2-Chlorotoluene	ND	0.20	EPA 8260D	11-18-25	11-18-25	
4-Chlorotoluene	ND	0.20	EPA 8260D	11-18-25	11-18-25	
1,3,5-Trimethylbenzene	ND	0.20	EPA 8260D	11-18-25	11-18-25	
tert-Butylbenzene	ND	0.20	EPA 8260D	11-18-25	11-18-25	
1,2,4-Trimethylbenzene	ND	0.20	EPA 8260D	11-18-25	11-18-25	
sec-Butylbenzene	ND	0.20	EPA 8260D	11-18-25	11-18-25	
1,3-Dichlorobenzene	ND	0.20	EPA 8260D	11-18-25	11-18-25	
p-Isopropyltoluene	ND	0.20	EPA 8260D	11-18-25	11-18-25	
1,4-Dichlorobenzene	ND	0.20	EPA 8260D	11-18-25	11-18-25	
1,2-Dichlorobenzene	ND	0.20	EPA 8260D	11-18-25	11-18-25	
n-Butylbenzene	ND	0.20	EPA 8260D	11-18-25	11-18-25	
1,2-Dibromo-3-chloropropane	ND	1.0	EPA 8260D	11-18-25	11-18-25	
1,2,4-Trichlorobenzene	ND	0.20	EPA 8260D	11-18-25	11-18-25	
Hexachlorobutadiene	ND	1.0	EPA 8260D	11-18-25	11-18-25	
Naphthalene	ND	1.0	EPA 8260D	11-18-25	11-18-25	
1,2,3-Trichlorobenzene	ND	1.0	EPA 8260D	11-18-25	11-18-25	
Surrogate:	*Percent Recovery*	*Control Limits*				
Dibromofluoromethane	*93*	*68-133*				
Toluene-d8	*99*	*79-123*				
4-Bromofluorobenzene	*84*	*78-117*				

This report pertains to the samples analyzed in accordance with the chain of custody, and is intended only for the use of the individual or company to whom it is addressed.

Date of Report: November 24, 2025
Samples Submitted: November 13, 2025
Laboratory Reference: 2511-142
Project: 17613-012-01

VOLATILE ORGANICS EPA 8260D
page 1 of 2

Matrix: Water
Units: ug/L

Analyte	Result	PQL	Method	Date Prepared	Date Analyzed	Flags
Client ID:	**RI-MW3-251112**					
Laboratory ID:	11-142-03					
Dichlorodifluoromethane	ND	0.20	EPA 8260D	11-18-25	11-18-25	
Chloromethane	ND	1.0	EPA 8260D	11-18-25	11-18-25	
Vinyl Chloride	ND	0.20	EPA 8260D	11-18-25	11-18-25	
Bromomethane	ND	1.0	EPA 8260D	11-18-25	11-18-25	
Chloroethane	ND	1.0	EPA 8260D	11-18-25	11-18-25	
Trichlorofluoromethane	ND	0.20	EPA 8260D	11-18-25	11-18-25	
1,1-Dichloroethene	ND	0.20	EPA 8260D	11-18-25	11-18-25	
Acetone	ND	5.0	EPA 8260D	11-18-25	11-18-25	
Iodomethane	ND	1.0	EPA 8260D	11-18-25	11-18-25	
Carbon Disulfide	ND	0.20	EPA 8260D	11-18-25	11-18-25	
Methylene Chloride	ND	1.0	EPA 8260D	11-18-25	11-18-25	
(trans) 1,2-Dichloroethene	ND	0.20	EPA 8260D	11-18-25	11-18-25	
Methyl t-Butyl Ether	ND	0.20	EPA 8260D	11-18-25	11-18-25	
1,1-Dichloroethane	ND	0.20	EPA 8260D	11-18-25	11-18-25	
Vinyl Acetate	ND	1.0	EPA 8260D	11-18-25	11-18-25	
2,2-Dichloropropane	ND	0.20	EPA 8260D	11-18-25	11-18-25	
(cis) 1,2-Dichloroethene	ND	0.20	EPA 8260D	11-18-25	11-18-25	
2-Butanone	ND	5.0	EPA 8260D	11-18-25	11-18-25	
Bromochloromethane	ND	0.20	EPA 8260D	11-18-25	11-18-25	
Chloroform	ND	0.20	EPA 8260D	11-18-25	11-18-25	
1,1,1-Trichloroethane	ND	0.20	EPA 8260D	11-18-25	11-18-25	
Carbon Tetrachloride	ND	0.20	EPA 8260D	11-18-25	11-18-25	
1,1-Dichloropropene	ND	0.20	EPA 8260D	11-18-25	11-18-25	
Benzene	ND	0.20	EPA 8260D	11-18-25	11-18-25	
1,2-Dichloroethane	ND	0.20	EPA 8260D	11-18-25	11-18-25	
Trichloroethene	0.38	0.20	EPA 8260D	11-18-25	11-18-25	
1,2-Dichloropropane	ND	0.20	EPA 8260D	11-18-25	11-18-25	
Dibromomethane	ND	0.20	EPA 8260D	11-18-25	11-18-25	
Bromodichloromethane	ND	0.20	EPA 8260D	11-18-25	11-18-25	
(cis) 1,3-Dichloropropene	ND	0.20	EPA 8260D	11-18-25	11-18-25	
Methyl Isobutyl Ketone	ND	2.0	EPA 8260D	11-18-25	11-18-25	
Toluene	ND	1.0	EPA 8260D	11-18-25	11-18-25	
(trans) 1,3-Dichloropropene	ND	0.20	EPA 8260D	11-18-25	11-18-25	

This report pertains to the samples analyzed in accordance with the chain of custody, and is intended only for the use of the individual or company to whom it is addressed.

Date of Report: November 24, 2025
Samples Submitted: November 13, 2025
Laboratory Reference: 2511-142
Project: 17613-012-01

VOLATILE ORGANICS EPA 8260D
page 2 of 2

Analyte	Result	PQL	Method	Date Prepared	Date Analyzed	Flags
Client ID:	**RI-MW3-251112**					
Laboratory ID:	11-142-03					
1,1,2-Trichloroethane	ND	0.20	EPA 8260D	11-18-25	11-18-25	
Tetrachloroethene	0.58	0.20	EPA 8260D	11-18-25	11-18-25	
1,3-Dichloropropane	ND	0.20	EPA 8260D	11-18-25	11-18-25	
2-Hexanone	ND	2.0	EPA 8260D	11-18-25	11-18-25	
Dibromochloromethane	ND	0.20	EPA 8260D	11-18-25	11-18-25	
1,2-Dibromoethane	ND	0.20	EPA 8260D	11-18-25	11-18-25	
Chlorobenzene	ND	0.20	EPA 8260D	11-18-25	11-18-25	
1,1,1,2-Tetrachloroethane	ND	0.20	EPA 8260D	11-18-25	11-18-25	
Ethylbenzene	ND	0.20	EPA 8260D	11-18-25	11-18-25	
m,p-Xylene	ND	0.40	EPA 8260D	11-18-25	11-18-25	
o-Xylene	ND	0.20	EPA 8260D	11-18-25	11-18-25	
Styrene	ND	0.25	EPA 8260D	11-18-25	11-18-25	
Bromoform	ND	1.0	EPA 8260D	11-18-25	11-18-25	
Isopropylbenzene	ND	0.20	EPA 8260D	11-18-25	11-18-25	
Bromobenzene	ND	0.20	EPA 8260D	11-18-25	11-18-25	
1,1,2,2-Tetrachloroethane	ND	0.20	EPA 8260D	11-18-25	11-18-25	
1,2,3-Trichloropropane	ND	0.20	EPA 8260D	11-18-25	11-18-25	
n-Propylbenzene	ND	0.20	EPA 8260D	11-18-25	11-18-25	
2-Chlorotoluene	ND	0.20	EPA 8260D	11-18-25	11-18-25	
4-Chlorotoluene	ND	0.20	EPA 8260D	11-18-25	11-18-25	
1,3,5-Trimethylbenzene	ND	0.20	EPA 8260D	11-18-25	11-18-25	
tert-Butylbenzene	ND	0.20	EPA 8260D	11-18-25	11-18-25	
1,2,4-Trimethylbenzene	ND	0.20	EPA 8260D	11-18-25	11-18-25	
sec-Butylbenzene	ND	0.20	EPA 8260D	11-18-25	11-18-25	
1,3-Dichlorobenzene	ND	0.20	EPA 8260D	11-18-25	11-18-25	
p-Isopropyltoluene	ND	0.20	EPA 8260D	11-18-25	11-18-25	
1,4-Dichlorobenzene	ND	0.20	EPA 8260D	11-18-25	11-18-25	
1,2-Dichlorobenzene	ND	0.20	EPA 8260D	11-18-25	11-18-25	
n-Butylbenzene	ND	0.20	EPA 8260D	11-18-25	11-18-25	
1,2-Dibromo-3-chloropropane	ND	1.0	EPA 8260D	11-18-25	11-18-25	
1,2,4-Trichlorobenzene	ND	0.20	EPA 8260D	11-18-25	11-18-25	
Hexachlorobutadiene	ND	1.0	EPA 8260D	11-18-25	11-18-25	
Naphthalene	ND	1.0	EPA 8260D	11-18-25	11-18-25	
1,2,3-Trichlorobenzene	ND	1.0	EPA 8260D	11-18-25	11-18-25	
Surrogate:	*Percent Recovery*	*Control Limits*				
Dibromofluoromethane	*93*	*68-133*				
Toluene-d8	*100*	*79-123*				
4-Bromofluorobenzene	*86*	*78-117*				

This report pertains to the samples analyzed in accordance with the chain of custody, and is intended only for the use of the individual or company to whom it is addressed.

Date of Report: November 24, 2025
Samples Submitted: November 13, 2025
Laboratory Reference: 2511-142
Project: 17613-012-01

VOLATILE ORGANICS EPA 8260D
page 1 of 2

Matrix: Water
Units: ug/L

Analyte	Result	PQL	Method	Date Prepared	Date Analyzed	Flags
Client ID:	**RI-MW4-251112**					
Laboratory ID:	11-142-04					
Dichlorodifluoromethane	ND	0.20	EPA 8260D	11-18-25	11-18-25	
Chloromethane	ND	1.0	EPA 8260D	11-18-25	11-18-25	
Vinyl Chloride	ND	0.20	EPA 8260D	11-18-25	11-18-25	
Bromomethane	ND	1.0	EPA 8260D	11-18-25	11-18-25	
Chloroethane	ND	1.0	EPA 8260D	11-18-25	11-18-25	
Trichlorofluoromethane	ND	0.20	EPA 8260D	11-18-25	11-18-25	
1,1-Dichloroethene	ND	0.20	EPA 8260D	11-18-25	11-18-25	
Acetone	ND	5.0	EPA 8260D	11-18-25	11-18-25	
Iodomethane	ND	1.0	EPA 8260D	11-18-25	11-18-25	
Carbon Disulfide	ND	0.20	EPA 8260D	11-18-25	11-18-25	
Methylene Chloride	ND	1.0	EPA 8260D	11-18-25	11-18-25	
(trans) 1,2-Dichloroethene	ND	0.20	EPA 8260D	11-18-25	11-18-25	
Methyl t-Butyl Ether	ND	0.20	EPA 8260D	11-18-25	11-18-25	
1,1-Dichloroethane	ND	0.20	EPA 8260D	11-18-25	11-18-25	
Vinyl Acetate	ND	1.0	EPA 8260D	11-18-25	11-18-25	
2,2-Dichloropropane	ND	0.20	EPA 8260D	11-18-25	11-18-25	
(cis) 1,2-Dichloroethene	ND	0.20	EPA 8260D	11-18-25	11-18-25	
2-Butanone	ND	5.0	EPA 8260D	11-18-25	11-18-25	
Bromochloromethane	ND	0.20	EPA 8260D	11-18-25	11-18-25	
Chloroform	ND	0.20	EPA 8260D	11-18-25	11-18-25	
1,1,1-Trichloroethane	ND	0.20	EPA 8260D	11-18-25	11-18-25	
Carbon Tetrachloride	ND	0.20	EPA 8260D	11-18-25	11-18-25	
1,1-Dichloropropene	ND	0.20	EPA 8260D	11-18-25	11-18-25	
Benzene	ND	0.20	EPA 8260D	11-18-25	11-18-25	
1,2-Dichloroethane	ND	0.20	EPA 8260D	11-18-25	11-18-25	
Trichloroethene	ND	0.20	EPA 8260D	11-18-25	11-18-25	
1,2-Dichloropropane	ND	0.20	EPA 8260D	11-18-25	11-18-25	
Dibromomethane	ND	0.20	EPA 8260D	11-18-25	11-18-25	
Bromodichloromethane	ND	0.20	EPA 8260D	11-18-25	11-18-25	
(cis) 1,3-Dichloropropene	ND	0.20	EPA 8260D	11-18-25	11-18-25	
Methyl Isobutyl Ketone	ND	2.0	EPA 8260D	11-18-25	11-18-25	
Toluene	ND	1.0	EPA 8260D	11-18-25	11-18-25	
(trans) 1,3-Dichloropropene	ND	0.20	EPA 8260D	11-18-25	11-18-25	

This report pertains to the samples analyzed in accordance with the chain of custody,
and is intended only for the use of the individual or company to whom it is addressed.

Date of Report: November 24, 2025
Samples Submitted: November 13, 2025
Laboratory Reference: 2511-142
Project: 17613-012-01

VOLATILE ORGANICS EPA 8260D
page 2 of 2

Analyte	Result	PQL	Method	Date Prepared	Date Analyzed	Flags
Client ID:	**RI-MW4-251112**					
Laboratory ID:	11-142-04					
1,1,2-Trichloroethane	ND	0.20	EPA 8260D	11-18-25	11-18-25	
Tetrachloroethene	ND	0.20	EPA 8260D	11-18-25	11-18-25	
1,3-Dichloropropane	ND	0.20	EPA 8260D	11-18-25	11-18-25	
2-Hexanone	ND	2.0	EPA 8260D	11-18-25	11-18-25	
Dibromochloromethane	ND	0.20	EPA 8260D	11-18-25	11-18-25	
1,2-Dibromoethane	ND	0.20	EPA 8260D	11-18-25	11-18-25	
Chlorobenzene	ND	0.20	EPA 8260D	11-18-25	11-18-25	
1,1,1,2-Tetrachloroethane	ND	0.20	EPA 8260D	11-18-25	11-18-25	
Ethylbenzene	ND	0.20	EPA 8260D	11-18-25	11-18-25	
m,p-Xylene	ND	0.40	EPA 8260D	11-18-25	11-18-25	
o-Xylene	ND	0.20	EPA 8260D	11-18-25	11-18-25	
Styrene	ND	0.25	EPA 8260D	11-18-25	11-18-25	
Bromoform	ND	1.0	EPA 8260D	11-18-25	11-18-25	
Isopropylbenzene	ND	0.20	EPA 8260D	11-18-25	11-18-25	
Bromobenzene	ND	0.20	EPA 8260D	11-18-25	11-18-25	
1,1,2,2-Tetrachloroethane	ND	0.20	EPA 8260D	11-18-25	11-18-25	
1,2,3-Trichloropropane	ND	0.20	EPA 8260D	11-18-25	11-18-25	
n-Propylbenzene	ND	0.20	EPA 8260D	11-18-25	11-18-25	
2-Chlorotoluene	ND	0.20	EPA 8260D	11-18-25	11-18-25	
4-Chlorotoluene	ND	0.20	EPA 8260D	11-18-25	11-18-25	
1,3,5-Trimethylbenzene	ND	0.20	EPA 8260D	11-18-25	11-18-25	
tert-Butylbenzene	ND	0.20	EPA 8260D	11-18-25	11-18-25	
1,2,4-Trimethylbenzene	ND	0.20	EPA 8260D	11-18-25	11-18-25	
sec-Butylbenzene	ND	0.20	EPA 8260D	11-18-25	11-18-25	
1,3-Dichlorobenzene	ND	0.20	EPA 8260D	11-18-25	11-18-25	
p-Isopropyltoluene	ND	0.20	EPA 8260D	11-18-25	11-18-25	
1,4-Dichlorobenzene	ND	0.20	EPA 8260D	11-18-25	11-18-25	
1,2-Dichlorobenzene	ND	0.20	EPA 8260D	11-18-25	11-18-25	
n-Butylbenzene	ND	0.20	EPA 8260D	11-18-25	11-18-25	
1,2-Dibromo-3-chloropropane	ND	1.0	EPA 8260D	11-18-25	11-18-25	
1,2,4-Trichlorobenzene	ND	0.20	EPA 8260D	11-18-25	11-18-25	
Hexachlorobutadiene	ND	1.0	EPA 8260D	11-18-25	11-18-25	
Naphthalene	ND	1.0	EPA 8260D	11-18-25	11-18-25	
1,2,3-Trichlorobenzene	ND	1.0	EPA 8260D	11-18-25	11-18-25	
Surrogate:	*Percent Recovery*	*Control Limits*				
Dibromofluoromethane	*94*	*68-133*				
Toluene-d8	*99*	*79-123*				
4-Bromofluorobenzene	*86*	*78-117*				

This report pertains to the samples analyzed in accordance with the chain of custody, and is intended only for the use of the individual or company to whom it is addressed.

Date of Report: November 24, 2025
Samples Submitted: November 13, 2025
Laboratory Reference: 2511-142
Project: 17613-012-01

VOLATILE ORGANICS EPA 8260D
page 1 of 2

Matrix: Water
Units: ug/L

Analyte	Result	PQL	Method	Date Prepared	Date Analyzed	Flags
Client ID:	**RI-MW5-251112**					
Laboratory ID:	11-142-05					
Dichlorodifluoromethane	ND	0.20	EPA 8260D	11-18-25	11-18-25	
Chloromethane	ND	1.0	EPA 8260D	11-18-25	11-18-25	
Vinyl Chloride	ND	0.20	EPA 8260D	11-18-25	11-18-25	
Bromomethane	ND	1.0	EPA 8260D	11-18-25	11-18-25	
Chloroethane	ND	1.0	EPA 8260D	11-18-25	11-18-25	
Trichlorofluoromethane	ND	0.20	EPA 8260D	11-18-25	11-18-25	
1,1-Dichloroethene	ND	0.20	EPA 8260D	11-18-25	11-18-25	
Acetone	ND	5.0	EPA 8260D	11-18-25	11-18-25	
Iodomethane	ND	1.0	EPA 8260D	11-18-25	11-18-25	
Carbon Disulfide	ND	0.20	EPA 8260D	11-18-25	11-18-25	
Methylene Chloride	ND	1.0	EPA 8260D	11-18-25	11-18-25	
(trans) 1,2-Dichloroethene	ND	0.20	EPA 8260D	11-18-25	11-18-25	
Methyl t-Butyl Ether	ND	0.20	EPA 8260D	11-18-25	11-18-25	
1,1-Dichloroethane	ND	0.20	EPA 8260D	11-18-25	11-18-25	
Vinyl Acetate	ND	1.0	EPA 8260D	11-18-25	11-18-25	
2,2-Dichloropropane	ND	0.20	EPA 8260D	11-18-25	11-18-25	
(cis) 1,2-Dichloroethene	ND	0.20	EPA 8260D	11-18-25	11-18-25	
2-Butanone	ND	5.0	EPA 8260D	11-18-25	11-18-25	
Bromochloromethane	ND	0.20	EPA 8260D	11-18-25	11-18-25	
Chloroform	ND	0.20	EPA 8260D	11-18-25	11-18-25	
1,1,1-Trichloroethane	ND	0.20	EPA 8260D	11-18-25	11-18-25	
Carbon Tetrachloride	ND	0.20	EPA 8260D	11-18-25	11-18-25	
1,1-Dichloropropene	ND	0.20	EPA 8260D	11-18-25	11-18-25	
Benzene	ND	0.20	EPA 8260D	11-18-25	11-18-25	
1,2-Dichloroethane	ND	0.20	EPA 8260D	11-18-25	11-18-25	
Trichloroethene	ND	0.20	EPA 8260D	11-18-25	11-18-25	
1,2-Dichloropropane	ND	0.20	EPA 8260D	11-18-25	11-18-25	
Dibromomethane	ND	0.20	EPA 8260D	11-18-25	11-18-25	
Bromodichloromethane	ND	0.20	EPA 8260D	11-18-25	11-18-25	
(cis) 1,3-Dichloropropene	ND	0.20	EPA 8260D	11-18-25	11-18-25	
Methyl Isobutyl Ketone	ND	2.0	EPA 8260D	11-18-25	11-18-25	
Toluene	ND	1.0	EPA 8260D	11-18-25	11-18-25	
(trans) 1,3-Dichloropropene	ND	0.20	EPA 8260D	11-18-25	11-18-25	

This report pertains to the samples analyzed in accordance with the chain of custody,
and is intended only for the use of the individual or company to whom it is addressed.

Date of Report: November 24, 2025
Samples Submitted: November 13, 2025
Laboratory Reference: 2511-142
Project: 17613-012-01

VOLATILE ORGANICS EPA 8260D
page 2 of 2

Analyte	Result	PQL	Method	Date Prepared	Date Analyzed	Flags
Client ID:	**RI-MW5-251112**					
Laboratory ID:	11-142-05					
1,1,2-Trichloroethane	ND	0.20	EPA 8260D	11-18-25	11-18-25	
Tetrachloroethene	ND	0.20	EPA 8260D	11-18-25	11-18-25	
1,3-Dichloropropane	ND	0.20	EPA 8260D	11-18-25	11-18-25	
2-Hexanone	ND	2.0	EPA 8260D	11-18-25	11-18-25	
Dibromochloromethane	ND	0.20	EPA 8260D	11-18-25	11-18-25	
1,2-Dibromoethane	ND	0.20	EPA 8260D	11-18-25	11-18-25	
Chlorobenzene	ND	0.20	EPA 8260D	11-18-25	11-18-25	
1,1,1,2-Tetrachloroethane	ND	0.20	EPA 8260D	11-18-25	11-18-25	
Ethylbenzene	ND	0.20	EPA 8260D	11-18-25	11-18-25	
m,p-Xylene	ND	0.40	EPA 8260D	11-18-25	11-18-25	
o-Xylene	ND	0.20	EPA 8260D	11-18-25	11-18-25	
Styrene	ND	0.25	EPA 8260D	11-18-25	11-18-25	
Bromoform	ND	1.0	EPA 8260D	11-18-25	11-18-25	
Isopropylbenzene	ND	0.20	EPA 8260D	11-18-25	11-18-25	
Bromobenzene	ND	0.20	EPA 8260D	11-18-25	11-18-25	
1,1,2,2-Tetrachloroethane	ND	0.20	EPA 8260D	11-18-25	11-18-25	
1,2,3-Trichloropropane	ND	0.20	EPA 8260D	11-18-25	11-18-25	
n-Propylbenzene	ND	0.20	EPA 8260D	11-18-25	11-18-25	
2-Chlorotoluene	ND	0.20	EPA 8260D	11-18-25	11-18-25	
4-Chlorotoluene	ND	0.20	EPA 8260D	11-18-25	11-18-25	
1,3,5-Trimethylbenzene	ND	0.20	EPA 8260D	11-18-25	11-18-25	
tert-Butylbenzene	ND	0.20	EPA 8260D	11-18-25	11-18-25	
1,2,4-Trimethylbenzene	ND	0.20	EPA 8260D	11-18-25	11-18-25	
sec-Butylbenzene	ND	0.20	EPA 8260D	11-18-25	11-18-25	
1,3-Dichlorobenzene	ND	0.20	EPA 8260D	11-18-25	11-18-25	
p-Isopropyltoluene	ND	0.20	EPA 8260D	11-18-25	11-18-25	
1,4-Dichlorobenzene	ND	0.20	EPA 8260D	11-18-25	11-18-25	
1,2-Dichlorobenzene	ND	0.20	EPA 8260D	11-18-25	11-18-25	
n-Butylbenzene	ND	0.20	EPA 8260D	11-18-25	11-18-25	
1,2-Dibromo-3-chloropropane	ND	1.0	EPA 8260D	11-18-25	11-18-25	
1,2,4-Trichlorobenzene	ND	0.20	EPA 8260D	11-18-25	11-18-25	
Hexachlorobutadiene	ND	1.0	EPA 8260D	11-18-25	11-18-25	
Naphthalene	ND	1.0	EPA 8260D	11-18-25	11-18-25	
1,2,3-Trichlorobenzene	ND	1.0	EPA 8260D	11-18-25	11-18-25	
Surrogate:	*Percent Recovery*	*Control Limits*				
Dibromofluoromethane	*97*	*68-133*				
Toluene-d8	*98*	*79-123*				
4-Bromofluorobenzene	*87*	*78-117*				

This report pertains to the samples analyzed in accordance with the chain of custody, and is intended only for the use of the individual or company to whom it is addressed.

Date of Report: November 24, 2025
Samples Submitted: November 13, 2025
Laboratory Reference: 2511-142
Project: 17613-012-01

VOLATILE ORGANICS EPA 8260D
page 1 of 2

Matrix: Water
Units: ug/L

Analyte	Result	PQL	Method	Date Prepared	Date Analyzed	Flags
Client ID:	**RI-DUP-251112**					
Laboratory ID:	11-142-06					
Dichlorodifluoromethane	ND	0.20	EPA 8260D	11-18-25	11-18-25	
Chloromethane	ND	1.0	EPA 8260D	11-18-25	11-18-25	
Vinyl Chloride	ND	0.20	EPA 8260D	11-18-25	11-18-25	
Bromomethane	ND	1.0	EPA 8260D	11-18-25	11-18-25	
Chloroethane	ND	1.0	EPA 8260D	11-18-25	11-18-25	
Trichlorofluoromethane	ND	0.20	EPA 8260D	11-18-25	11-18-25	
1,1-Dichloroethene	ND	0.20	EPA 8260D	11-18-25	11-18-25	
Acetone	ND	5.0	EPA 8260D	11-18-25	11-18-25	
Iodomethane	ND	1.0	EPA 8260D	11-18-25	11-18-25	
Carbon Disulfide	ND	0.20	EPA 8260D	11-18-25	11-18-25	
Methylene Chloride	ND	1.0	EPA 8260D	11-18-25	11-18-25	
(trans) 1,2-Dichloroethene	ND	0.20	EPA 8260D	11-18-25	11-18-25	
Methyl t-Butyl Ether	ND	0.20	EPA 8260D	11-18-25	11-18-25	
1,1-Dichloroethane	ND	0.20	EPA 8260D	11-18-25	11-18-25	
Vinyl Acetate	ND	1.0	EPA 8260D	11-18-25	11-18-25	
2,2-Dichloropropane	ND	0.20	EPA 8260D	11-18-25	11-18-25	
(cis) 1,2-Dichloroethene	ND	0.20	EPA 8260D	11-18-25	11-18-25	
2-Butanone	ND	5.0	EPA 8260D	11-18-25	11-18-25	
Bromochloromethane	ND	0.20	EPA 8260D	11-18-25	11-18-25	
Chloroform	ND	0.20	EPA 8260D	11-18-25	11-18-25	
1,1,1-Trichloroethane	ND	0.20	EPA 8260D	11-18-25	11-18-25	
Carbon Tetrachloride	ND	0.20	EPA 8260D	11-18-25	11-18-25	
1,1-Dichloropropene	ND	0.20	EPA 8260D	11-18-25	11-18-25	
Benzene	ND	0.20	EPA 8260D	11-18-25	11-18-25	
1,2-Dichloroethane	ND	0.20	EPA 8260D	11-18-25	11-18-25	
Trichloroethene	0.33	0.20	EPA 8260D	11-18-25	11-18-25	
1,2-Dichloropropane	ND	0.20	EPA 8260D	11-18-25	11-18-25	
Dibromomethane	ND	0.20	EPA 8260D	11-18-25	11-18-25	
Bromodichloromethane	ND	0.20	EPA 8260D	11-18-25	11-18-25	
(cis) 1,3-Dichloropropene	ND	0.20	EPA 8260D	11-18-25	11-18-25	
Methyl Isobutyl Ketone	ND	2.0	EPA 8260D	11-18-25	11-18-25	
Toluene	ND	1.0	EPA 8260D	11-18-25	11-18-25	
(trans) 1,3-Dichloropropene	ND	0.20	EPA 8260D	11-18-25	11-18-25	

This report pertains to the samples analyzed in accordance with the chain of custody, and is intended only for the use of the individual or company to whom it is addressed.

Date of Report: November 24, 2025
Samples Submitted: November 13, 2025
Laboratory Reference: 2511-142
Project: 17613-012-01

VOLATILE ORGANICS EPA 8260D
page 2 of 2

Analyte	Result	PQL	Method	Date Prepared	Date Analyzed	Flags
Client ID:	**RI-DUP-251112**					
Laboratory ID:	11-142-06					
1,1,2-Trichloroethane	ND	0.20	EPA 8260D	11-18-25	11-18-25	
Tetrachloroethene	0.54	0.20	EPA 8260D	11-18-25	11-18-25	
1,3-Dichloropropane	ND	0.20	EPA 8260D	11-18-25	11-18-25	
2-Hexanone	ND	2.0	EPA 8260D	11-18-25	11-18-25	
Dibromochloromethane	ND	0.20	EPA 8260D	11-18-25	11-18-25	
1,2-Dibromoethane	ND	0.20	EPA 8260D	11-18-25	11-18-25	
Chlorobenzene	ND	0.20	EPA 8260D	11-18-25	11-18-25	
1,1,1,2-Tetrachloroethane	ND	0.20	EPA 8260D	11-18-25	11-18-25	
Ethylbenzene	ND	0.20	EPA 8260D	11-18-25	11-18-25	
m,p-Xylene	ND	0.40	EPA 8260D	11-18-25	11-18-25	
o-Xylene	ND	0.20	EPA 8260D	11-18-25	11-18-25	
Styrene	ND	0.25	EPA 8260D	11-18-25	11-18-25	
Bromoform	ND	1.0	EPA 8260D	11-18-25	11-18-25	
Isopropylbenzene	ND	0.20	EPA 8260D	11-18-25	11-18-25	
Bromobenzene	ND	0.20	EPA 8260D	11-18-25	11-18-25	
1,1,2,2-Tetrachloroethane	ND	0.20	EPA 8260D	11-18-25	11-18-25	
1,2,3-Trichloropropane	ND	0.20	EPA 8260D	11-18-25	11-18-25	
n-Propylbenzene	ND	0.20	EPA 8260D	11-18-25	11-18-25	
2-Chlorotoluene	ND	0.20	EPA 8260D	11-18-25	11-18-25	
4-Chlorotoluene	ND	0.20	EPA 8260D	11-18-25	11-18-25	
1,3,5-Trimethylbenzene	ND	0.20	EPA 8260D	11-18-25	11-18-25	
tert-Butylbenzene	ND	0.20	EPA 8260D	11-18-25	11-18-25	
1,2,4-Trimethylbenzene	ND	0.20	EPA 8260D	11-18-25	11-18-25	
sec-Butylbenzene	ND	0.20	EPA 8260D	11-18-25	11-18-25	
1,3-Dichlorobenzene	ND	0.20	EPA 8260D	11-18-25	11-18-25	
p-Isopropyltoluene	ND	0.20	EPA 8260D	11-18-25	11-18-25	
1,4-Dichlorobenzene	ND	0.20	EPA 8260D	11-18-25	11-18-25	
1,2-Dichlorobenzene	ND	0.20	EPA 8260D	11-18-25	11-18-25	
n-Butylbenzene	ND	0.20	EPA 8260D	11-18-25	11-18-25	
1,2-Dibromo-3-chloropropane	ND	1.0	EPA 8260D	11-18-25	11-18-25	
1,2,4-Trichlorobenzene	ND	0.20	EPA 8260D	11-18-25	11-18-25	
Hexachlorobutadiene	ND	1.0	EPA 8260D	11-18-25	11-18-25	
Naphthalene	ND	1.0	EPA 8260D	11-18-25	11-18-25	
1,2,3-Trichlorobenzene	ND	1.0	EPA 8260D	11-18-25	11-18-25	
Surrogate:	*Percent Recovery*	*Control Limits*				
Dibromofluoromethane	*96*	*68-133*				
Toluene-d8	*99*	*79-123*				
4-Bromofluorobenzene	*87*	*78-117*				

This report pertains to the samples analyzed in accordance with the chain of custody, and is intended only for the use of the individual or company to whom it is addressed.

Date of Report: November 24, 2025
Samples Submitted: November 13, 2025
Laboratory Reference: 2511-142
Project: 17613-012-01

VOLATILE ORGANICS EPA 8260D
page 1 of 2

Matrix: Water
Units: ug/L

Analyte	Result	PQL	Method	Date Prepared	Date Analyzed	Flags
Client ID:	**TB-251112**					
Laboratory ID:	11-142-07					
Dichlorodifluoromethane	ND	0.20	EPA 8260D	11-18-25	11-18-25	
Chloromethane	ND	1.0	EPA 8260D	11-18-25	11-18-25	
Vinyl Chloride	ND	0.20	EPA 8260D	11-18-25	11-18-25	
Bromomethane	ND	1.0	EPA 8260D	11-18-25	11-18-25	
Chloroethane	ND	1.0	EPA 8260D	11-18-25	11-18-25	
Trichlorofluoromethane	ND	0.20	EPA 8260D	11-18-25	11-18-25	
1,1-Dichloroethene	ND	0.20	EPA 8260D	11-18-25	11-18-25	
Acetone	ND	5.0	EPA 8260D	11-18-25	11-18-25	
Iodomethane	ND	1.0	EPA 8260D	11-18-25	11-18-25	
Carbon Disulfide	ND	0.20	EPA 8260D	11-18-25	11-18-25	
Methylene Chloride	ND	1.0	EPA 8260D	11-18-25	11-18-25	
(trans) 1,2-Dichloroethene	ND	0.20	EPA 8260D	11-18-25	11-18-25	
Methyl t-Butyl Ether	ND	0.20	EPA 8260D	11-18-25	11-18-25	
1,1-Dichloroethane	ND	0.20	EPA 8260D	11-18-25	11-18-25	
Vinyl Acetate	ND	1.0	EPA 8260D	11-18-25	11-18-25	
2,2-Dichloropropane	ND	0.20	EPA 8260D	11-18-25	11-18-25	
(cis) 1,2-Dichloroethene	ND	0.20	EPA 8260D	11-18-25	11-18-25	
2-Butanone	ND	5.0	EPA 8260D	11-18-25	11-18-25	
Bromochloromethane	ND	0.20	EPA 8260D	11-18-25	11-18-25	
Chloroform	ND	0.20	EPA 8260D	11-18-25	11-18-25	
1,1,1-Trichloroethane	ND	0.20	EPA 8260D	11-18-25	11-18-25	
Carbon Tetrachloride	ND	0.20	EPA 8260D	11-18-25	11-18-25	
1,1-Dichloropropene	ND	0.20	EPA 8260D	11-18-25	11-18-25	
Benzene	ND	0.20	EPA 8260D	11-18-25	11-18-25	
1,2-Dichloroethane	ND	0.20	EPA 8260D	11-18-25	11-18-25	
Trichloroethene	ND	0.20	EPA 8260D	11-18-25	11-18-25	
1,2-Dichloropropane	ND	0.20	EPA 8260D	11-18-25	11-18-25	
Dibromomethane	ND	0.20	EPA 8260D	11-18-25	11-18-25	
Bromodichloromethane	ND	0.20	EPA 8260D	11-18-25	11-18-25	
(cis) 1,3-Dichloropropene	ND	0.20	EPA 8260D	11-18-25	11-18-25	
Methyl Isobutyl Ketone	ND	2.0	EPA 8260D	11-18-25	11-18-25	
Toluene	ND	1.0	EPA 8260D	11-18-25	11-18-25	
(trans) 1,3-Dichloropropene	ND	0.20	EPA 8260D	11-18-25	11-18-25	

This report pertains to the samples analyzed in accordance with the chain of custody,
and is intended only for the use of the individual or company to whom it is addressed.

Date of Report: November 24, 2025
Samples Submitted: November 13, 2025
Laboratory Reference: 2511-142
Project: 17613-012-01

VOLATILE ORGANICS EPA 8260D
page 2 of 2

Analyte	Result	PQL	Method	Date Prepared	Date Analyzed	Flags
Client ID:	**TB-251112**					
Laboratory ID:	11-142-07					
1,1,2-Trichloroethane	ND	0.20	EPA 8260D	11-18-25	11-18-25	
Tetrachloroethene	ND	0.20	EPA 8260D	11-18-25	11-18-25	
1,3-Dichloropropane	ND	0.20	EPA 8260D	11-18-25	11-18-25	
2-Hexanone	ND	2.0	EPA 8260D	11-18-25	11-18-25	
Dibromochloromethane	ND	0.20	EPA 8260D	11-18-25	11-18-25	
1,2-Dibromoethane	ND	0.20	EPA 8260D	11-18-25	11-18-25	
Chlorobenzene	ND	0.20	EPA 8260D	11-18-25	11-18-25	
1,1,1,2-Tetrachloroethane	ND	0.20	EPA 8260D	11-18-25	11-18-25	
Ethylbenzene	ND	0.20	EPA 8260D	11-18-25	11-18-25	
m,p-Xylene	ND	0.40	EPA 8260D	11-18-25	11-18-25	
o-Xylene	ND	0.20	EPA 8260D	11-18-25	11-18-25	
Styrene	ND	0.25	EPA 8260D	11-18-25	11-18-25	
Bromoform	ND	1.0	EPA 8260D	11-18-25	11-18-25	
Isopropylbenzene	ND	0.20	EPA 8260D	11-18-25	11-18-25	
Bromobenzene	ND	0.20	EPA 8260D	11-20-25	11-20-25	
1,1,2,2-Tetrachloroethane	ND	0.20	EPA 8260D	11-20-25	11-20-25	
1,2,3-Trichloropropane	ND	0.20	EPA 8260D	11-20-25	11-20-25	
n-Propylbenzene	ND	0.20	EPA 8260D	11-20-25	11-20-25	
2-Chlorotoluene	ND	0.20	EPA 8260D	11-20-25	11-20-25	
4-Chlorotoluene	ND	0.20	EPA 8260D	11-20-25	11-20-25	
1,3,5-Trimethylbenzene	ND	0.20	EPA 8260D	11-20-25	11-20-25	
tert-Butylbenzene	ND	0.20	EPA 8260D	11-20-25	11-20-25	
1,2,4-Trimethylbenzene	ND	0.20	EPA 8260D	11-20-25	11-20-25	
sec-Butylbenzene	ND	0.20	EPA 8260D	11-20-25	11-20-25	
1,3-Dichlorobenzene	ND	0.20	EPA 8260D	11-20-25	11-20-25	
p-Isopropyltoluene	ND	0.20	EPA 8260D	11-20-25	11-20-25	
1,4-Dichlorobenzene	ND	0.20	EPA 8260D	11-20-25	11-20-25	
1,2-Dichlorobenzene	ND	0.20	EPA 8260D	11-20-25	11-20-25	
n-Butylbenzene	ND	0.20	EPA 8260D	11-20-25	11-20-25	
1,2-Dibromo-3-chloropropane	ND	1.0	EPA 8260D	11-20-25	11-20-25	
1,2,4-Trichlorobenzene	ND	0.20	EPA 8260D	11-20-25	11-20-25	
Hexachlorobutadiene	ND	1.0	EPA 8260D	11-20-25	11-20-25	
Naphthalene	ND	1.0	EPA 8260D	11-20-25	11-20-25	
1,2,3-Trichlorobenzene	ND	1.0	EPA 8260D	11-20-25	11-20-25	
Surrogate:	*Percent Recovery*	*Control Limits*				
Dibromofluoromethane	*90*	*68-133*				
Toluene-d8	*95*	*79-123*				
4-Bromofluorobenzene	*83*	*78-117*				

This report pertains to the samples analyzed in accordance with the chain of custody, and is intended only for the use of the individual or company to whom it is addressed.

Date of Report: November 24, 2025
Samples Submitted: November 13, 2025
Laboratory Reference: 2511-142
Project: 17613-012-01

TOTAL LEAD
EPA 200.8

Matrix: Water
Units: ug/L (ppb)

Analyte	Result	PQL	Method	Date Prepared	Date Analyzed	Flags
Client ID:	**RI-MW1-251112**					
Laboratory ID:	11-142-01					
Lead	**ND**	1.1	EPA 200.8	11-19-25	11-19-25	
Client ID:	**RI-MW2-251112**					
Laboratory ID:	11-142-02					
Lead	**ND**	1.1	EPA 200.8	11-19-25	11-19-25	
Client ID:	**RI-MW3-251112**					
Laboratory ID:	11-142-03					
Lead	**ND**	1.1	EPA 200.8	11-19-25	11-19-25	
Client ID:	**RI-MW4-251112**					
Laboratory ID:	11-142-04					
Lead	**ND**	1.1	EPA 200.8	11-19-25	11-19-25	
Client ID:	**RI-MW5-251112**					
Laboratory ID:	11-142-05					
Lead	**ND**	1.1	EPA 200.8	11-19-25	11-19-25	
Client ID:	**RI-DUP-251112**					
Laboratory ID:	11-142-06					
Lead	**ND**	1.1	EPA 200.8	11-19-25	11-19-25	

This report pertains to the samples analyzed in accordance with the chain of custody,
and is intended only for the use of the individual or company to whom it is addressed.

Date of Report: November 24, 2025
Samples Submitted: November 13, 2025
Laboratory Reference: 2511-142
Project: 17613-012-01

DISSOLVED LEAD
EPA 200.8

Matrix: Water
Units: ug/L (ppb)

Analyte	Result	PQL	Method	Date Prepared	Date Analyzed	Flags
Client ID:	**RI-MW1-251112**					
Laboratory ID:	11-142-01					
Lead	**ND**	1.0	EPA 200.8		11-19-25	
Client ID:	**RI-MW2-251112**					
Laboratory ID:	11-142-02					
Lead	**ND**	1.0	EPA 200.8		11-19-25	
Client ID:	**RI-MW3-251112**					
Laboratory ID:	11-142-03					
Lead	**ND**	1.0	EPA 200.8		11-19-25	
Client ID:	**RI-MW4-251112**					
Laboratory ID:	11-142-04					
Lead	**ND**	1.0	EPA 200.8		11-19-25	
Client ID:	**RI-MW5-251112**					
Laboratory ID:	11-142-05					
Lead	**ND**	1.0	EPA 200.8		11-19-25	
Client ID:	**RI-DUP-251112**					
Laboratory ID:	11-142-06					
Lead	**ND**	1.0	EPA 200.8		11-19-25	

This report pertains to the samples analyzed in accordance with the chain of custody,
and is intended only for the use of the individual or company to whom it is addressed.

Date of Report: November 24, 2025
Samples Submitted: November 13, 2025
Laboratory Reference: 2511-142
Project: 17613-012-01

GASOLINE RANGE ORGANICS
NWTPH-Gx
QUALITY CONTROL

Matrix: Water
Units: ug/L (ppb)

Analyte	Result	PQL	Method	Date Prepared	Date Analyzed	Flags
METHOD BLANK						
Laboratory ID:	MB1114W2					
Gasoline	**ND**	100	NWTPH-Gx	11-14-25	11-14-25	
Surrogate:	*Percent Recovery*	*Control Limits*				
Fluorobenzene	*96*	*62-122*				

Analyte	Result		Spike Level		Source Result	Percent Recovery		Recovery Limits	RPD	RPD Limit	Flags
DUPLICATE											
Laboratory ID:	11-136-01										
	ORIG	DUP									
Gasoline	**201**	**206**	NA	NA		NA		NA	2	30	
Surrogate:											
Fluorobenzene						*107*	*98*	*62-122*			

This report pertains to the samples analyzed in accordance with the chain of custody, and is intended only for the use of the individual or company to whom it is addressed.

Date of Report: November 24, 2025
Samples Submitted: November 13, 2025
Laboratory Reference: 2511-142
Project: 17613-012-01

DIESEL AND HEAVY OIL RANGE ORGANICS
NWTPH-Dx
QUALITY CONTROL

Matrix: Water
Units: mg/L (ppm)

Analyte	Result	PQL	Method	Date Prepared	Date Analyzed	Flags
METHOD BLANK						
Laboratory ID:	MB1117W1					
Diesel Range Organics	**ND**	0.16	NWTPH-Dx	11-17-25	11-17-25	
Lube Oil Range Organics	**ND**	0.16	NWTPH-Dx	11-17-25	11-17-25	
Surrogate:	*Percent Recovery*	*Control Limits*				
o-Terphenyl	*87*	*50-150*				
Laboratory ID:	MB1117W1					
Diesel Range Organics	**ND**	0.16	NWTPH-Dx	11-17-25	11-17-25	X2
Lube Oil Range Organics	**ND**	0.16	NWTPH-Dx	11-17-25	11-17-25	X2
Surrogate:	*Percent Recovery*	*Control Limits*				
o-Terphenyl	*93*	*50-150*				

Analyte	Result		Spike Level		Source Result	Percent Recovery		Recovery Limits	RPD	RPD Limit	Flags
DUPLICATE											
Laboratory ID:	11-127-09										
	ORIG	DUP									
Diesel Range Organics	**1.50**	**1.12**	NA	NA		NA		NA	29	40	
Lube Oil Range Organics	**0.444**	**0.325**	NA	NA		NA		NA	31	40	
Surrogate:											
o-Terphenyl						*94*	*84*	*50-150*			
Laboratory ID:	11-127-09										
	ORIG	DUP									
Diesel Range	**ND**	**ND**	NA	NA		NA		NA	NA	40	X2
Lube Oil Range	**ND**	**ND**	NA	NA		NA		NA	NA	40	X2
Surrogate:											
o-Terphenyl						*101*	*85*	*50-150*			
SPIKE BLANK											
Laboratory ID:	SB1117W1										
Diesel Fuel #2	**0.423**		0.500		NA	**85**		54-123	NA	NA	
Surrogate:											
o-Terphenyl						*91*		*50-150*			
Laboratory ID:	SB1117W1 SG										
Diesel Fuel #2	**0.428**		0.500		NA	**86**		54-123	NA	NA	X2
Surrogate:											
o-Terphenyl						*96*		*50-150*			

This report pertains to the samples analyzed in accordance with the chain of custody, and is intended only for the use of the individual or company to whom it is addressed.

Date of Report: November 24, 2025
Samples Submitted: November 13, 2025
Laboratory Reference: 2511-142
Project: 17613-012-01

VOLATILE ORGANICS EPA 8260D
QUALITY CONTROL
page 1 of 2

Matrix: Water
Units: ug/L

Analyte	Result	PQL	Method	Date Prepared	Date Analyzed	Flags
METHOD BLANK						
Laboratory ID:	MB1118W1					
Dichlorodifluoromethane	ND	0.20	EPA 8260D	11-18-25	11-18-25	
Chloromethane	ND	1.0	EPA 8260D	11-18-25	11-18-25	
Vinyl Chloride	ND	0.20	EPA 8260D	11-18-25	11-18-25	
Bromomethane	ND	1.0	EPA 8260D	11-18-25	11-18-25	
Chloroethane	ND	1.0	EPA 8260D	11-18-25	11-18-25	
Trichlorofluoromethane	ND	0.20	EPA 8260D	11-18-25	11-18-25	
1,1-Dichloroethene	ND	0.20	EPA 8260D	11-18-25	11-18-25	
Acetone	ND	5.0	EPA 8260D	11-18-25	11-18-25	
Iodomethane	ND	1.0	EPA 8260D	11-18-25	11-18-25	
Carbon Disulfide	ND	0.20	EPA 8260D	11-18-25	11-18-25	
Methylene Chloride	ND	1.0	EPA 8260D	11-18-25	11-18-25	
(trans) 1,2-Dichloroethene	ND	0.20	EPA 8260D	11-18-25	11-18-25	
Methyl t-Butyl Ether	ND	0.20	EPA 8260D	11-18-25	11-18-25	
1,1-Dichloroethane	ND	0.20	EPA 8260D	11-18-25	11-18-25	
Vinyl Acetate	ND	1.0	EPA 8260D	11-18-25	11-18-25	
2,2-Dichloropropane	ND	0.20	EPA 8260D	11-18-25	11-18-25	
(cis) 1,2-Dichloroethene	ND	0.20	EPA 8260D	11-18-25	11-18-25	
2-Butanone	ND	5.0	EPA 8260D	11-18-25	11-18-25	
Bromochloromethane	ND	0.20	EPA 8260D	11-18-25	11-18-25	
Chloroform	ND	0.20	EPA 8260D	11-18-25	11-18-25	
1,1,1-Trichloroethane	ND	0.20	EPA 8260D	11-18-25	11-18-25	
Carbon Tetrachloride	ND	0.20	EPA 8260D	11-18-25	11-18-25	
1,1-Dichloropropene	ND	0.20	EPA 8260D	11-18-25	11-18-25	
Benzene	ND	0.20	EPA 8260D	11-18-25	11-18-25	
1,2-Dichloroethane	ND	0.20	EPA 8260D	11-18-25	11-18-25	
Trichloroethene	ND	0.20	EPA 8260D	11-18-25	11-18-25	
1,2-Dichloropropane	ND	0.20	EPA 8260D	11-18-25	11-18-25	
Dibromomethane	ND	0.20	EPA 8260D	11-18-25	11-18-25	
Bromodichloromethane	ND	0.20	EPA 8260D	11-18-25	11-18-25	
(cis) 1,3-Dichloropropene	ND	0.20	EPA 8260D	11-18-25	11-18-25	
Methyl Isobutyl Ketone	ND	2.0	EPA 8260D	11-18-25	11-18-25	
Toluene	ND	1.0	EPA 8260D	11-18-25	11-18-25	
(trans) 1,3-Dichloropropene	ND	0.20	EPA 8260D	11-18-25	11-18-25	

This report pertains to the samples analyzed in accordance with the chain of custody,
and is intended only for the use of the individual or company to whom it is addressed.

Date of Report: November 24, 2025
Samples Submitted: November 13, 2025
Laboratory Reference: 2511-142
Project: 17613-012-01

VOLATILE ORGANICS EPA 8260D
QUALITY CONTROL
page 2 of 2

Analyte	Result	PQL	Method	Date Prepared	Date Analyzed	Flags
METHOD BLANK						
Laboratory ID:	MB1118W1					
1,1,2-Trichloroethane	ND	0.20	EPA 8260D	11-18-25	11-18-25	
Tetrachloroethene	ND	0.20	EPA 8260D	11-18-25	11-18-25	
1,3-Dichloropropane	ND	0.20	EPA 8260D	11-18-25	11-18-25	
2-Hexanone	ND	2.0	EPA 8260D	11-18-25	11-18-25	
Dibromochloromethane	ND	0.20	EPA 8260D	11-18-25	11-18-25	
1,2-Dibromoethane	ND	0.20	EPA 8260D	11-18-25	11-18-25	
Chlorobenzene	ND	0.20	EPA 8260D	11-18-25	11-18-25	
1,1,1,2-Tetrachloroethane	ND	0.20	EPA 8260D	11-18-25	11-18-25	
Ethylbenzene	ND	0.20	EPA 8260D	11-18-25	11-18-25	
m,p-Xylene	ND	0.40	EPA 8260D	11-18-25	11-18-25	
o-Xylene	ND	0.20	EPA 8260D	11-18-25	11-18-25	
Styrene	ND	0.25	EPA 8260D	11-18-25	11-18-25	
Bromoform	ND	1.0	EPA 8260D	11-18-25	11-18-25	
Isopropylbenzene	ND	0.20	EPA 8260D	11-18-25	11-18-25	
Bromobenzene	ND	0.20	EPA 8260D	11-18-25	11-18-25	
1,1,2,2-Tetrachloroethane	ND	0.20	EPA 8260D	11-18-25	11-18-25	
1,2,3-Trichloropropane	ND	0.20	EPA 8260D	11-18-25	11-18-25	
n-Propylbenzene	ND	0.20	EPA 8260D	11-18-25	11-18-25	
2-Chlorotoluene	ND	0.20	EPA 8260D	11-18-25	11-18-25	
4-Chlorotoluene	ND	0.20	EPA 8260D	11-18-25	11-18-25	
1,3,5-Trimethylbenzene	ND	0.20	EPA 8260D	11-18-25	11-18-25	
tert-Butylbenzene	ND	0.20	EPA 8260D	11-18-25	11-18-25	
1,2,4-Trimethylbenzene	ND	0.20	EPA 8260D	11-18-25	11-18-25	
sec-Butylbenzene	ND	0.20	EPA 8260D	11-18-25	11-18-25	
1,3-Dichlorobenzene	ND	0.20	EPA 8260D	11-18-25	11-18-25	
p-Isopropyltoluene	ND	0.20	EPA 8260D	11-18-25	11-18-25	
1,4-Dichlorobenzene	ND	0.20	EPA 8260D	11-18-25	11-18-25	
1,2-Dichlorobenzene	ND	0.20	EPA 8260D	11-18-25	11-18-25	
n-Butylbenzene	ND	0.20	EPA 8260D	11-18-25	11-18-25	
1,2-Dibromo-3-chloropropane	ND	1.0	EPA 8260D	11-18-25	11-18-25	
1,2,4-Trichlorobenzene	ND	0.20	EPA 8260D	11-18-25	11-18-25	
Hexachlorobutadiene	ND	1.0	EPA 8260D	11-18-25	11-18-25	
Naphthalene	ND	1.0	EPA 8260D	11-18-25	11-18-25	
1,2,3-Trichlorobenzene	ND	1.0	EPA 8260D	11-18-25	11-18-25	
Surrogate:	*Percent Recovery*	*Control Limits*				
Dibromofluoromethane	*100*	*68-133*				
Toluene-d8	*97*	*79-123*				
4-Bromofluorobenzene	*88*	*78-117*				

This report pertains to the samples analyzed in accordance with the chain of custody, and is intended only for the use of the individual or company to whom it is addressed.

Date of Report: November 24, 2025
Samples Submitted: November 13, 2025
Laboratory Reference: 2511-142
Project: 17613-012-01

VOLATILE ORGANICS EPA 8260D
QUALITY CONTROL
page 1 of 2

Matrix: Water
Units: ug/L

Analyte	Result	PQL	Method	Date Prepared	Date Analyzed	Flags
METHOD BLANK						
Laboratory ID:	MB1120W2					
Dichlorodifluoromethane	ND	0.36	EPA 8260D	11-20-25	11-20-25	
Chloromethane	ND	1.0	EPA 8260D	11-20-25	11-20-25	
Vinyl Chloride	ND	0.20	EPA 8260D	11-20-25	11-20-25	
Bromomethane	ND	1.0	EPA 8260D	11-20-25	11-20-25	
Chloroethane	ND	1.0	EPA 8260D	11-20-25	11-20-25	
Trichlorofluoromethane	ND	0.20	EPA 8260D	11-20-25	11-20-25	
1,1-Dichloroethene	ND	0.20	EPA 8260D	11-20-25	11-20-25	
Acetone	ND	5.0	EPA 8260D	11-20-25	11-20-25	
Iodomethane	ND	1.0	EPA 8260D	11-20-25	11-20-25	
Carbon Disulfide	ND	0.20	EPA 8260D	11-20-25	11-20-25	
Methylene Chloride	ND	1.0	EPA 8260D	11-20-25	11-20-25	
(trans) 1,2-Dichloroethene	ND	0.20	EPA 8260D	11-20-25	11-20-25	
Methyl t-Butyl Ether	ND	0.20	EPA 8260D	11-20-25	11-20-25	
1,1-Dichloroethane	ND	0.20	EPA 8260D	11-20-25	11-20-25	
Vinyl Acetate	ND	1.0	EPA 8260D	11-20-25	11-20-25	
2,2-Dichloropropane	ND	0.20	EPA 8260D	11-20-25	11-20-25	
(cis) 1,2-Dichloroethene	ND	0.20	EPA 8260D	11-20-25	11-20-25	
2-Butanone	ND	5.0	EPA 8260D	11-20-25	11-20-25	
Bromochloromethane	ND	0.20	EPA 8260D	11-20-25	11-20-25	
Chloroform	ND	0.20	EPA 8260D	11-20-25	11-20-25	
1,1,1-Trichloroethane	ND	0.20	EPA 8260D	11-20-25	11-20-25	
Carbon Tetrachloride	ND	0.20	EPA 8260D	11-20-25	11-20-25	
1,1-Dichloropropene	ND	0.20	EPA 8260D	11-20-25	11-20-25	
Benzene	ND	0.20	EPA 8260D	11-20-25	11-20-25	
1,2-Dichloroethane	ND	0.20	EPA 8260D	11-20-25	11-20-25	
Trichloroethene	ND	0.20	EPA 8260D	11-20-25	11-20-25	
1,2-Dichloropropane	ND	0.20	EPA 8260D	11-20-25	11-20-25	
Dibromomethane	ND	0.20	EPA 8260D	11-20-25	11-20-25	
Bromodichloromethane	ND	0.20	EPA 8260D	11-20-25	11-20-25	
(cis) 1,3-Dichloropropene	ND	0.20	EPA 8260D	11-20-25	11-20-25	
Methyl Isobutyl Ketone	ND	2.0	EPA 8260D	11-20-25	11-20-25	
Toluene	ND	1.0	EPA 8260D	11-20-25	11-20-25	
(trans) 1,3-Dichloropropene	ND	0.20	EPA 8260D	11-20-25	11-20-25	

This report pertains to the samples analyzed in accordance with the chain of custody,
and is intended only for the use of the individual or company to whom it is addressed.

Date of Report: November 24, 2025
Samples Submitted: November 13, 2025
Laboratory Reference: 2511-142
Project: 17613-012-01

VOLATILE ORGANICS EPA 8260D
QUALITY CONTROL
page 2 of 2

Analyte	Result	PQL	Method	Date Prepared	Date Analyzed	Flags
METHOD BLANK						
Laboratory ID:	MB1120W2					
1,1,2-Trichloroethane	ND	0.20	EPA 8260D	11-20-25	11-20-25	
Tetrachloroethene	ND	0.20	EPA 8260D	11-20-25	11-20-25	
1,3-Dichloropropane	ND	0.20	EPA 8260D	11-20-25	11-20-25	
2-Hexanone	ND	2.0	EPA 8260D	11-20-25	11-20-25	
Dibromochloromethane	ND	0.26	EPA 8260D	11-20-25	11-20-25	
1,2-Dibromoethane	ND	0.20	EPA 8260D	11-20-25	11-20-25	
Chlorobenzene	ND	0.20	EPA 8260D	11-20-25	11-20-25	
1,1,1,2-Tetrachloroethane	ND	0.20	EPA 8260D	11-20-25	11-20-25	
Ethylbenzene	ND	0.20	EPA 8260D	11-20-25	11-20-25	
m,p-Xylene	ND	0.40	EPA 8260D	11-20-25	11-20-25	
o-Xylene	ND	0.20	EPA 8260D	11-20-25	11-20-25	
Styrene	ND	0.20	EPA 8260D	11-20-25	11-20-25	
Bromoform	ND	1.0	EPA 8260D	11-20-25	11-20-25	
Isopropylbenzene	ND	0.20	EPA 8260D	11-20-25	11-20-25	
Bromobenzene	ND	0.20	EPA 8260D	11-20-25	11-20-25	
1,1,2,2-Tetrachloroethane	ND	0.20	EPA 8260D	11-20-25	11-20-25	
1,2,3-Trichloropropane	ND	0.20	EPA 8260D	11-20-25	11-20-25	
n-Propylbenzene	ND	0.20	EPA 8260D	11-20-25	11-20-25	
2-Chlorotoluene	ND	0.20	EPA 8260D	11-20-25	11-20-25	
4-Chlorotoluene	ND	0.20	EPA 8260D	11-20-25	11-20-25	
1,3,5-Trimethylbenzene	ND	0.20	EPA 8260D	11-20-25	11-20-25	
tert-Butylbenzene	ND	0.20	EPA 8260D	11-20-25	11-20-25	
1,2,4-Trimethylbenzene	ND	0.20	EPA 8260D	11-20-25	11-20-25	
sec-Butylbenzene	ND	0.20	EPA 8260D	11-20-25	11-20-25	
1,3-Dichlorobenzene	ND	0.20	EPA 8260D	11-20-25	11-20-25	
p-Isopropyltoluene	ND	0.20	EPA 8260D	11-20-25	11-20-25	
1,4-Dichlorobenzene	ND	0.20	EPA 8260D	11-20-25	11-20-25	
1,2-Dichlorobenzene	ND	0.20	EPA 8260D	11-20-25	11-20-25	
n-Butylbenzene	ND	0.20	EPA 8260D	11-20-25	11-20-25	
1,2-Dibromo-3-chloropropane	ND	1.0	EPA 8260D	11-20-25	11-20-25	
1,2,4-Trichlorobenzene	ND	0.20	EPA 8260D	11-20-25	11-20-25	
Hexachlorobutadiene	ND	1.0	EPA 8260D	11-20-25	11-20-25	
Naphthalene	ND	1.0	EPA 8260D	11-20-25	11-20-25	
1,2,3-Trichlorobenzene	ND	1.0	EPA 8260D	11-20-25	11-20-25	
Surrogate:	*Percent Recovery*	*Control Limits*				
Dibromofluoromethane	*86*	*68-133*				
Toluene-d8	*96*	*79-123*				
4-Bromofluorobenzene	*84*	*78-117*				

This report pertains to the samples analyzed in accordance with the chain of custody, and is intended only for the use of the individual or company to whom it is addressed.

Date of Report: November 24, 2025
Samples Submitted: November 13, 2025
Laboratory Reference: 2511-142
Project: 17613-012-01

VOLATILE ORGANICS EPA 8260D
QUALITY CONTROL
page 1 of 2

Matrix: Water
Units: ug/L

Analyte	Result		Spike Level		Percent Recovery		Recovery Limits	RPD	RPD Limit	Flags
SPIKE BLANKS										
Laboratory ID:	SB1118W1									
	SB	SBD	SB	SBD	SB	SBD				
Dichlorodifluoromethane	**9.86**	**8.45**	10.0	10.0	99	85	34-166	15	25	
Chloromethane	**9.74**	**9.46**	10.0	10.0	97	95	38-141	3	31	
Vinyl Chloride	**10.1**	**10.1**	10.0	10.0	101	101	67-131	0	16	
Bromomethane	**8.13**	**8.01**	10.0	10.0	81	80	30-155	1	34	
Chloroethane	**9.80**	**10.1**	10.0	10.0	98	101	63-130	3	18	
Trichlorofluoromethane	**9.65**	**9.61**	10.0	10.0	97	96	80-131	0	17	
1,1-Dichloroethene	**9.45**	**9.52**	10.0	10.0	95	95	77-125	1	15	
Acetone	**8.75**	**8.35**	10.0	10.0	88	84	45-135	5	24	
Iodomethane	**10.9**	**10.4**	10.0	10.0	109	104	27-146	5	33	
Carbon Disulfide	**11.0**	**10.1**	10.0	10.0	110	101	41-150	9	19	
Methylene Chloride	**9.66**	**9.61**	10.0	10.0	97	96	66-123	1	15	
(trans) 1,2-Dichloroethene	**9.49**	**9.08**	10.0	10.0	95	91	76-126	4	15	
Methyl t-Butyl Ether	**9.79**	**8.67**	10.0	10.0	98	87	73-129	12	15	
1,1-Dichloroethane	**9.82**	**9.28**	10.0	10.0	98	93	75-126	6	15	
Vinyl Acetate	**11.0**	**8.61**	10.0	10.0	110	86	57-139	24	15	L
2,2-Dichloropropane	**9.99**	**7.07**	10.0	10.0	100	71	75-154	34	19	I,L
(cis) 1,2-Dichloroethene	**9.73**	**8.69**	10.0	10.0	97	87	77-129	11	15	
2-Butanone	**10.7**	**10.8**	10.0	10.0	107	108	62-129	1	17	
Bromochloromethane	**9.45**	**8.77**	10.0	10.0	95	88	72-129	7	19	
Chloroform	**9.48**	**8.73**	10.0	10.0	95	87	72-125	8	15	
1,1,1-Trichloroethane	**9.01**	**8.75**	10.0	10.0	90	88	79-127	3	15	
Carbon Tetrachloride	**9.12**	**8.22**	10.0	10.0	91	82	78-131	10	15	
1,1-Dichloropropene	**9.71**	**9.24**	10.0	10.0	97	92	77-124	5	15	
Benzene	**9.48**	**9.01**	10.0	10.0	95	90	75-126	5	15	
1,2-Dichloroethane	**9.37**	**8.34**	10.0	10.0	94	83	74-128	12	15	
Trichloroethene	**9.68**	**9.43**	10.0	10.0	97	94	80-130	3	15	
1,2-Dichloropropane	**9.96**	**10.1**	10.0	10.0	100	101	80-124	1	15	
Dibromomethane	**9.67**	**8.73**	10.0	10.0	97	87	80-131	10	15	
Bromodichloromethane	**9.64**	**8.89**	10.0	10.0	96	89	81-131	8	15	
(cis) 1,3-Dichloropropene	**10.0**	**9.38**	10.0	10.0	100	94	74-136	6	15	
Methyl Isobutyl Ketone	**11.7**	**10.6**	10.0	10.0	117	106	67-132	10	15	
Toluene	**9.48**	**9.77**	10.0	10.0	95	98	75-127	3	15	
(trans) 1,3-Dichloropropene	**9.81**	**8.97**	10.0	10.0	98	90	69-137	9	15	

This report pertains to the samples analyzed in accordance with the chain of custody, and is intended only for the use of the individual or company to whom it is addressed.

Date of Report: November 24, 2025
Samples Submitted: November 13, 2025
Laboratory Reference: 2511-142
Project: 17613-012-01

VOLATILE ORGANICS EPA 8260D
QUALITY CONTROL
page 2 of 2

Analyte	Result		Spike Level		Percent Recovery		Recovery Limits	RPD	RPD Limit	Flags
SPIKE BLANKS										
Laboratory ID:	SB1118W1									
	SB	SBD	SB	SBD	SB	SBD				
1,1,2-Trichloroethane	**9.24**	**9.18**	10.0	10.0	92	92	80-122	1	15	
Tetrachloroethene	**9.01**	**9.87**	10.0	10.0	90	99	80-130	9	20	
1,3-Dichloropropane	**9.03**	**9.38**	10.0	10.0	90	94	82-128	4	15	
2-Hexanone	**10.8**	**9.80**	10.0	10.0	108	98	67-130	10	19	
Dibromochloromethane	**9.54**	**8.82**	10.0	10.0	95	88	58-149	8	32	
1,2-Dibromoethane	**9.84**	**9.81**	10.0	10.0	98	98	82-127	0	15	
Chlorobenzene	**9.55**	**9.84**	10.0	10.0	96	98	80-120	3	15	
1,1,1,2-Tetrachloroethane	**9.14**	**9.06**	10.0	10.0	91	91	80-127	1	15	
Ethylbenzene	**9.20**	**9.83**	10.0	10.0	92	98	80-124	7	15	
m,p-Xylene	**19.2**	**20.8**	20.0	20.0	96	104	80-124	8	15	
o-Xylene	**8.00**	**8.73**	10.0	10.0	80	87	80-123	9	15	
Styrene	**7.97**	**8.57**	10.0	10.0	80	86	82-125	7	15	I
Bromoform	**8.31**	**7.87**	10.0	10.0	83	79	66-136	5	15	
Isopropylbenzene	**9.28**	**10.3**	10.0	10.0	93	103	80-127	10	15	
Bromobenzene	**8.59**	**8.07**	10.0	10.0	86	81	82-123	6	15	I
1,1,2,2-Tetrachloroethane	**9.01**	**7.94**	10.0	10.0	90	79	78-124	13	15	
1,2,3-Trichloropropane	**9.73**	**8.69**	10.0	10.0	97	87	67-123	11	15	
n-Propylbenzene	**9.20**	**8.93**	10.0	10.0	92	89	80-129	3	15	
2-Chlorotoluene	**9.10**	**8.95**	10.0	10.0	91	90	77-126	2	15	
4-Chlorotoluene	**9.28**	**9.10**	10.0	10.0	93	91	79-128	2	15	
1,3,5-Trimethylbenzene	**9.28**	**9.13**	10.0	10.0	93	91	79-128	2	15	
tert-Butylbenzene	**9.14**	**8.88**	10.0	10.0	91	89	80-127	3	15	
1,2,4-Trimethylbenzene	**9.81**	**9.19**	10.0	10.0	98	92	80-128	7	15	
sec-Butylbenzene	**9.42**	**9.23**	10.0	10.0	94	92	79-130	2	15	
1,3-Dichlorobenzene	**9.62**	**8.95**	10.0	10.0	96	90	79-125	7	15	
p-Isopropyltoluene	**9.56**	**9.47**	10.0	10.0	96	95	80-132	1	15	
1,4-Dichlorobenzene	**9.79**	**9.12**	10.0	10.0	98	91	78-123	7	15	
1,2-Dichlorobenzene	**9.81**	**9.14**	10.0	10.0	98	91	79-125	7	15	
n-Butylbenzene	**9.84**	**9.70**	10.0	10.0	98	97	78-138	1	16	
1,2-Dibromo-3-chloropropane	**9.69**	**7.79**	10.0	10.0	97	78	62-133	22	17	L
1,2,4-Trichlorobenzene	**10.0**	**8.48**	10.0	10.0	100	85	74-140	16	20	
Hexachlorobutadiene	**10.0**	**8.94**	10.0	10.0	100	89	76-144	11	22	
Naphthalene	**10.0**	**6.88**	10.0	10.0	100	69	55-132	37	23	L
1,2,3-Trichlorobenzene	**10.8**	**8.31**	10.0	10.0	108	83	64-142	26	28	
Surrogate:										
Dibromofluoromethane					*97*	*85*	*68-133*			
Toluene-d8					*97*	*100*	*79-123*			
4-Bromofluorobenzene					*100*	*100*	*78-117*			

This report pertains to the samples analyzed in accordance with the chain of custody, and is intended only for the use of the individual or company to whom it is addressed.

Date of Report: November 24, 2025
Samples Submitted: November 13, 2025
Laboratory Reference: 2511-142
Project: 17613-012-01

VOLATILE ORGANICS EPA 8260D
QUALITY CONTROL
page 1 of 2

Matrix: Water
Units: ug/L

Analyte	Result		Spike Level		Percent Recovery		Recovery Limits	RPD	RPD Limit	Flags
SPIKE BLANKS										
Laboratory ID:	SB1120W2									
	SB	SBD	SB	SBD	SB	SBD				
Dichlorodifluoromethane	**5.49**	**4.78**	10.0	10.0	55	48	34-166	14	25	
Chloromethane	**8.25**	**8.02**	10.0	10.0	83	80	38-141	3	31	
Vinyl Chloride	**9.19**	**8.67**	10.0	10.0	92	87	67-131	6	16	
Bromomethane	**8.37**	**8.67**	10.0	10.0	84	87	30-155	4	34	
Chloroethane	**9.74**	**8.79**	10.0	10.0	97	88	63-130	10	18	
Trichlorofluoromethane	**8.89**	**8.68**	10.0	10.0	89	87	80-131	2	17	
1,1-Dichloroethene	**9.06**	**8.92**	10.0	10.0	91	89	77-125	2	15	
Acetone	**8.52**	**8.78**	10.0	10.0	85	88	45-135	3	24	
Iodomethane	**9.17**	**8.47**	10.0	10.0	92	85	27-146	8	33	
Carbon Disulfide	**9.60**	**9.27**	10.0	10.0	96	93	41-150	3	19	
Methylene Chloride	**9.13**	**9.11**	10.0	10.0	91	91	66-123	0	15	
(trans) 1,2-Dichloroethene	**9.14**	**8.74**	10.0	10.0	91	87	76-126	4	15	
Methyl t-Butyl Ether	**8.93**	**8.78**	10.0	10.0	89	88	73-129	2	15	
1,1-Dichloroethane	**9.11**	**9.06**	10.0	10.0	91	91	75-126	1	15	
Vinyl Acetate	**9.73**	**9.69**	10.0	10.0	97	97	57-139	0	15	
2,2-Dichloropropane	**9.01**	**9.26**	10.0	10.0	90	93	75-154	3	19	
(cis) 1,2-Dichloroethene	**9.57**	**8.99**	10.0	10.0	96	90	77-129	6	15	
2-Butanone	**12.1**	**11.9**	10.0	10.0	121	119	62-129	2	17	
Bromochloromethane	**9.56**	**8.85**	10.0	10.0	96	89	72-129	8	19	
Chloroform	**8.90**	**8.44**	10.0	10.0	89	84	72-125	5	15	
1,1,1-Trichloroethane	**8.66**	**8.44**	10.0	10.0	87	84	79-127	3	15	
Carbon Tetrachloride	**8.54**	**8.53**	10.0	10.0	85	85	78-131	0	15	
1,1-Dichloropropene	**9.21**	**9.04**	10.0	10.0	92	90	77-124	2	15	
Benzene	**9.25**	**8.97**	10.0	10.0	93	90	75-126	3	15	
1,2-Dichloroethane	**8.73**	**8.34**	10.0	10.0	87	83	74-128	5	15	
Trichloroethene	**9.76**	**9.60**	10.0	10.0	98	96	80-130	2	15	
1,2-Dichloropropane	**10.4**	**10.2**	10.0	10.0	104	102	80-124	2	15	
Dibromomethane	**10.4**	**9.70**	10.0	10.0	104	97	80-131	7	15	
Bromodichloromethane	**9.59**	**9.77**	10.0	10.0	96	98	81-131	2	15	
(cis) 1,3-Dichloropropene	**10.4**	**9.93**	10.0	10.0	104	99	74-136	5	15	
Methyl Isobutyl Ketone	**11.4**	**10.9**	10.0	10.0	114	109	67-132	4	15	
Toluene	**9.96**	**9.85**	10.0	10.0	100	99	75-127	1	15	
(trans) 1,3-Dichloropropene	**10.0**	**9.68**	10.0	10.0	100	97	69-137	3	15	

This report pertains to the samples analyzed in accordance with the chain of custody, and is intended only for the use of the individual or company to whom it is addressed.

Date of Report: November 24, 2025
Samples Submitted: November 13, 2025
Laboratory Reference: 2511-142
Project: 17613-012-01

VOLATILE ORGANICS EPA 8260D
QUALITY CONTROL
page 2 of 2

Analyte	Result		Spike Level		Percent Recovery		Recovery Limits	RPD	RPD Limit	Flags
SPIKE BLANKS										
Laboratory ID:	SB1120W2									
	SB	SBD	SB	SBD	SB	SBD				
1,1,2-Trichloroethane	**9.67**	**9.38**	10.0	10.0	97	94	80-122	3	15	
Tetrachloroethene	**9.62**	**9.76**	10.0	10.0	96	98	80-130	1	20	
1,3-Dichloropropane	**10.2**	**9.76**	10.0	10.0	102	98	82-128	4	15	
2-Hexanone	**11.4**	**11.2**	10.0	10.0	114	112	67-130	2	19	
Dibromochloromethane	**7.77**	**9.53**	10.0	10.0	78	95	58-149	20	32	
1,2-Dibromoethane	**9.79**	**10.2**	10.0	10.0	98	102	82-127	4	15	
Chlorobenzene	**10.0**	**10.2**	10.0	10.0	100	102	80-120	2	15	
1,1,1,2-Tetrachloroethane	**9.79**	**9.68**	10.0	10.0	98	97	80-127	1	15	
Ethylbenzene	**9.82**	**10.1**	10.0	10.0	98	101	80-124	3	15	
m,p-Xylene	**20.5**	**20.7**	20.0	20.0	103	104	80-124	1	15	
o-Xylene	**8.76**	**8.72**	10.0	10.0	88	87	80-123	0	15	
Styrene	**8.70**	**8.47**	10.0	10.0	87	85	82-125	3	15	
Bromoform	**8.99**	**8.44**	10.0	10.0	90	84	66-136	6	15	
Isopropylbenzene	**10.1**	**10.3**	10.0	10.0	101	103	80-127	2	15	
Bromobenzene	**8.73**	**8.48**	10.0	10.0	87	85	82-123	3	15	
1,1,2,2-Tetrachloroethane	**8.70**	**8.24**	10.0	10.0	87	82	78-124	5	15	
1,2,3-Trichloropropane	**9.27**	**8.36**	10.0	10.0	93	84	67-123	10	15	
n-Propylbenzene	**9.43**	**9.39**	10.0	10.0	94	94	80-129	0	15	
2-Chlorotoluene	**8.96**	**8.83**	10.0	10.0	90	88	77-126	1	15	
4-Chlorotoluene	**9.39**	**9.82**	10.0	10.0	94	98	79-128	4	15	
1,3,5-Trimethylbenzene	**9.42**	**9.19**	10.0	10.0	94	92	79-128	2	15	
tert-Butylbenzene	**9.12**	**8.91**	10.0	10.0	91	89	80-127	2	15	
1,2,4-Trimethylbenzene	**9.80**	**9.72**	10.0	10.0	98	97	80-128	1	15	
sec-Butylbenzene	**9.68**	**9.30**	10.0	10.0	97	93	79-130	4	15	
1,3-Dichlorobenzene	**9.70**	**9.56**	10.0	10.0	97	96	79-125	1	15	
p-Isopropyltoluene	**10.1**	**9.88**	10.0	10.0	101	99	80-132	2	15	
1,4-Dichlorobenzene	**9.71**	**9.64**	10.0	10.0	97	96	78-123	1	15	
1,2-Dichlorobenzene	**10.0**	**9.66**	10.0	10.0	100	97	79-125	3	15	
n-Butylbenzene	**10.1**	**9.90**	10.0	10.0	101	99	78-138	2	16	
1,2-Dibromo-3-chloropropane	**9.35**	**11.0**	10.0	10.0	94	110	62-133	16	17	
1,2,4-Trichlorobenzene	**9.46**	**9.96**	10.0	10.0	95	100	74-140	5	20	
Hexachlorobutadiene	**9.43**	**9.53**	10.0	10.0	94	95	76-144	1	22	
Naphthalene	**9.12**	**9.82**	10.0	10.0	91	98	55-132	7	23	
1,2,3-Trichlorobenzene	**9.37**	**10.4**	10.0	10.0	94	104	64-142	10	28	
Surrogate:										
Dibromofluoromethane					*86*	*84*	*68-133*			
Toluene-d8					*97*	*99*	*79-123*			
4-Bromofluorobenzene					*101*	*105*	*78-117*			

This report pertains to the samples analyzed in accordance with the chain of custody, and is intended only for the use of the individual or company to whom it is addressed.

Date of Report: November 24, 2025
Samples Submitted: November 13, 2025
Laboratory Reference: 2511-142
Project: 17613-012-01

TOTAL LEAD
EPA 200.8
QUALITY CONTROL

Matrix: Water
Units: ug/L (ppb)

Analyte	Result	PQL	Method	Date Prepared	Date Analyzed	Flags
METHOD BLANK						
Laboratory ID:	MB1119WM1					
Lead	**ND**	1.1	EPA 200.8	11-19-25	11-19-25	

Analyte	Result		Spike Level		Source Result	Percent Recovery		Recovery Limits	RPD	RPD Limit	Flags
DUPLICATE											
Laboratory ID:	11-070-05										
	ORIG	DUP									
Lead	**ND**	**ND**	NA	NA		NA		NA	NA	20	
MATRIX SPIKES											
Laboratory ID:	11-070-05										
	MS	MSD	MS	MSD		MS	MSD				
Lead	**92.9**	**93.2**	111	111	ND	**84**	**84**	75-125	0	20	
SPIKE BLANK											
Laboratory ID:	SB1119WM1										
Lead	**105**		111		N/A	**94**		85-115			

This report pertains to the samples analyzed in accordance with the chain of custody, and is intended only for the use of the individual or company to whom it is addressed.

Date of Report: November 24, 2025
Samples Submitted: November 13, 2025
Laboratory Reference: 2511-142
Project: 17613-012-01

DISSOLVED LEAD
EPA 200.8
QUALITY CONTROL

Matrix: Water
Units: ug/L (ppb)

Analyte	Result	PQL	Method	Date Prepared	Date Analyzed	Flags
METHOD BLANK						
Laboratory ID:	MB1119D1					
Lead	**ND**	1.0	EPA 200.8		11-19-25	

Analyte	Result		Spike Level		Source Result	Percent Recovery		Recovery Limits	RPD	RPD Limit	Flags
DUPLICATE											
Laboratory ID:	11-097-03										
	ORIG	DUP									
Lead	**ND**	**ND**	NA	NA		NA		NA	NA	20	
MATRIX SPIKES											
Laboratory ID:	11-097-03										
	MS	MSD	MS	MSD		MS	MSD				
Lead	**75.3**	**73.5**	80.0	80.0	ND	**94**	**92**	75-125	2	20	
SPIKE BLANK											
Laboratory ID:	SB1119D1										
Lead	**76.7**		80.0		N/A	**96**		85-115			

This report pertains to the samples analyzed in accordance with the chain of custody, and is intended only for the use of the individual or company to whom it is addressed.

OnSite Environmental Inc.

Data Qualifiers and Abbreviations

A - Due to a high sample concentration, the amount spiked is insufficient for meaningful MS/MSD recovery data.

B - The analyte indicated was also found in the blank sample.

C - The duplicate RPD is outside control limits due to high result variability when analyte concentrations are within five times the quantitation limit.

E - The value reported exceeds the quantitation range and is an estimate.

F - Surrogate recovery data is not available due to the high concentration of coeluting target compounds.

H - The analyte indicated is a common laboratory solvent and may have been introduced during sample preparation, and be impacting the sample result.

I - Compound recovery is outside of the control limits.

J - The value reported was below the practical quantitation limit. The value is an estimate.

K - Sample duplicate RPD is outside control limits due to sample inhomogeneity. The sample was re-extracted and re-analyzed with similar results.

L - The RPD is outside of the control limits.

M - Hydrocarbons in the gasoline range are impacting the diesel range result.

M1 - Hydrocarbons in the gasoline range (toluene-naphthalene) are present in the sample.

N - Hydrocarbons in the lube oil range are impacting the diesel range result.

N1 - Hydrocarbons in diesel range are impacting lube oil range results.

O - Hydrocarbons indicative of heavier fuels are present in the sample and are impacting the gasoline result.

P - The RPD of the detected concentrations between the two columns is greater than 40.

Q - Surrogate recovery is outside of the control limits.

S - Surrogate recovery data is not available due to the necessary dilution of the sample.

T - The sample chromatogram is not similar to a typical _____.

U - The analyte was analyzed for, but was not detected above the reported sample quantitation limit.

U1 - The practical quantitation limit is elevated due to interferences present in the sample.

V - Matrix Spike/Matrix Spike Duplicate recoveries are outside control limits due to matrix effects.

W - Matrix Spike/Matrix Spike Duplicate RPD are outside control limits due to matrix effects.

X - Sample extract treated with a mercury cleanup procedure.

X1 - Sample extract treated with a sulfuric acid/silica gel cleanup procedure.

X2 - Sample extract treated with a silica gel cleanup procedure.

Y - The calibration verification for this analyte exceeded the 20% drift specified in methods 8260 & 8270, and therefore the reported result should be considered an estimate. The overall performance of the calibration verification standard met the acceptance criteria of the method.

Y1 - Negative effects of the matrix from this sample on the instrument caused values for this analyte in the bracketing continuing calibration verification standard (CCVs) to be outside of 20% acceptance criteria. Because of this, quantitation limits and sample concentrations should be considered estimates.

Z -

ND - Not Detected at PQL
PQL - Practical Quantitation Limit
RPD - Relative Percent Difference

This report pertains to the samples analyzed in accordance with the chain of custody, and is intended only for the use of the individual or company to whom it is addressed.

Chain of Custody

Page 1 of 1

OnSite Environmental Inc.
Analytical Laboratory Testing Services
14648 NE 95th Street • Redmond, WA 98052
Phone: (425) 883-3881 • www.onsite-env.com

Company: GeoEngineers, Inc.
Project Number: 17613-012-01
Project Name: Meray, Mt. Baker TOD
Project Manager: Jacob Letts
Sampled by: Meredith Bush, Ramsey McKay

Turnaround Request (in working days)
(Check One)
☐ Same Day ☐ 1 Day
☐ 2 Days ☐ 3 Days
☒ Standard (7 Days)
☐ _____ (other)

Laboratory Number: 11-142

Lab ID	Sample Identification	Date Sampled	Time Sampled	Matrix	Number of Containers	NWTPH-HCID	NWTPH-Gx/BTEX (8021☐ 8260☐)	NWTPH-Gx	NWTPH-Dx (SG Clean-up☐) w/ and w/o SGC	Volatiles 8260	Halogenated Volatiles 8260	EDB EPA 8011 (Waters Only)	Semivolatiles 8270/SIM (with low-level PAHs)	PAHs 8270/SIM (low-level)	PCBs 8082	Organochlorine Pesticides 8081	Organophosphorus Pesticides 8270/SIM	Chlorinated Acid Herbicides 8151	Total RCRA Metals	Total MTCA Metals	TCLP Metals	HEM (oil and grease) 1664	total and dissolved * lead				% Moisture
1	RI-MW1-251112	11/12/25	1045	GW	9			X	X	X													X				
2	RI-MW2-251112		1058																								
3	RI-MW3-251112		0945																								
4	RI-MW4-251112		1240																								
5	RI-MW5-251112		1150																								
6	RI-DUP-251112		1800																								
7	TB-251112		--	W	3					X																	

	Signature	Company	Date	Time
Relinquished		GEI	11/12/2025	1400
Received	Van	Spdy	11/13/25	1147
Relinquished	Van	Spdy	11/13/25	1225
Received	Declan Pell	OSE	11/13/25	1225
Relinquished				
Received				
Reviewed/Date		Reviewed/Date		

Comments/Special Instructions
* field filtered

Data Package: Standard ☐ Level III ☐ Level IV ☐

Chromatograms with final report ☐ Electronic Data Deliverables (EDDs) ☐

File :X:\DIESELS\Teri\Data\T251117\1117-T14.D
Operator : LH
Acquired : 17 Nov 2025 18:09 using AcqMethod T251020F.M
Instrument : Teri
Sample Name: 11-142-06
Misc Info : Sample
Vial Number: 14

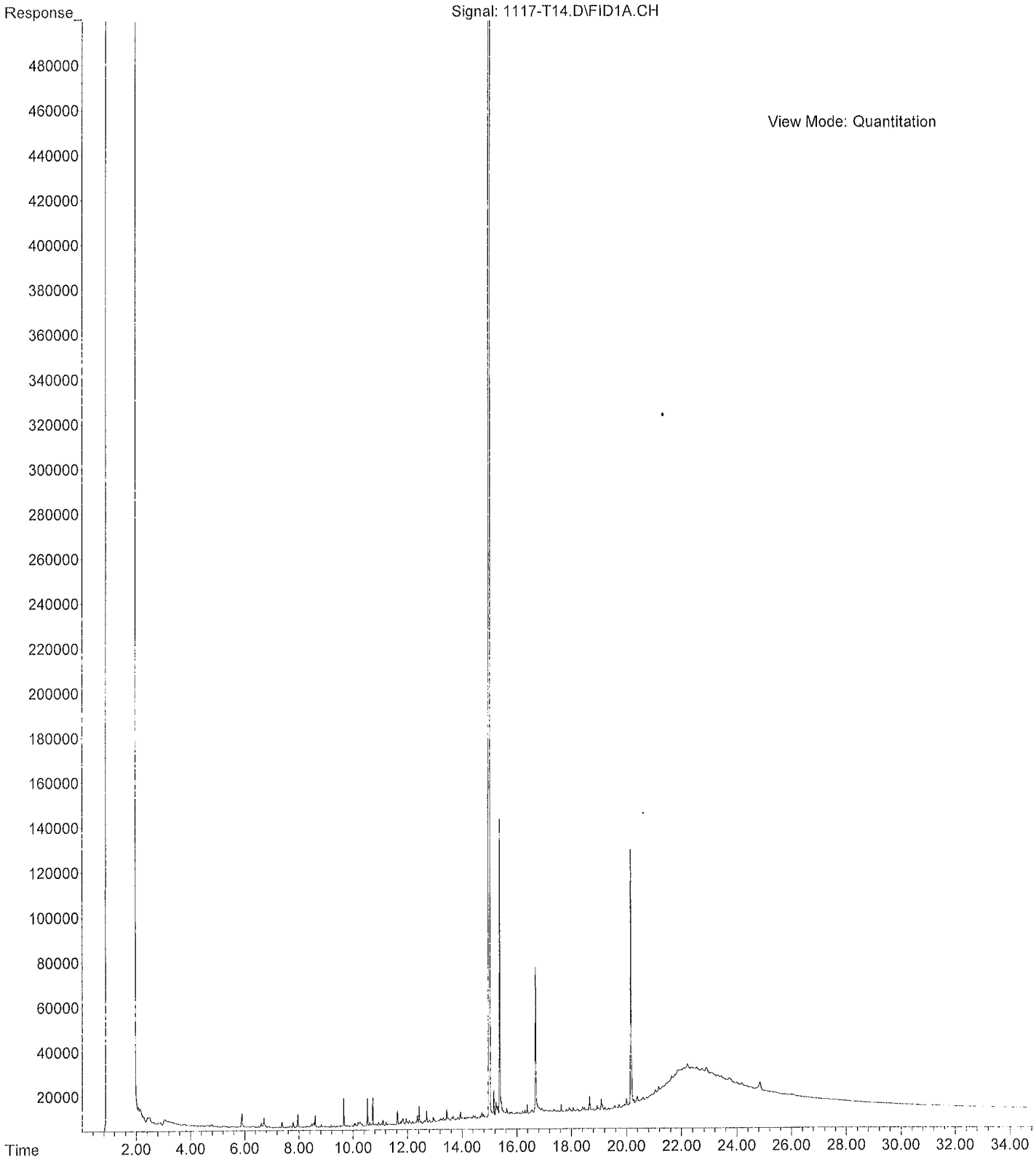

OnSite Environmental Inc.
14648 NE 95th Street, Redmond, WA 98052 • (425) 883-3881

January 27, 2026

Jacob Letts
GeoEngineers, Inc.
1101 Fawcett Avenue South, Suite 200
Tacoma, WA 98402

Re: Analytical Data for Project 17613-012-01 T400
Laboratory Reference No. 2512-159C

Dear Jacob:

Enclosed are the analytical results and associated quality control data for samples submitted on December 12, 2025.

The standard policy of OnSite Environmental, Inc. is to store your samples for 30 days from the date of receipt. If you require longer storage, please contact the laboratory.

We appreciate the opportunity to be of service to you on this project. If you have any questions concerning the data, or need additional information, please feel free to call me.

Sincerely,

David Baumeister
Project Manager

Enclosures

This report pertains to the samples analyzed in accordance with the chain of custody,
and is intended only for the use of the individual or company to whom it is addressed.

Date of Report: January 27, 2026
Samples Submitted: December 12, 2025
Laboratory Reference: 2512-159C
Project: 17613-012-01 T400

Case Narrative

Samples were collected on December 11, 2025 and received by the laboratory on December 12, 2025. They were maintained at the laboratory at a temperature of 2°C to 6°C.

Please note that any and all soil sample results are reported on a dry-weight basis, unless otherwise noted below. However the soil results for the QA/QC samples are reported on a wet-weight basis.

General QA/QC issues associated with the analytical data enclosed in this laboratory report will be indicated with a reference to a comment or explanation on the Data Qualifier page. More complex and involved QA/QC issues will be discussed in detail below.

This report pertains to the samples analyzed in accordance with the chain of custody, and is intended only for the use of the individual or company to whom it is addressed.

Date of Report: January 27, 2026
Samples Submitted: December 12, 2025
Laboratory Reference: 2512-159C
Project: 17613-012-01 T400

ANALYTICAL REPORT FOR SAMPLES

Client ID	Laboratory ID	Matrix	Date Sampled	Date Received	Notes
RI-DP8-10.5	12-159-03	Soil	12-11-25	12-12-25	

This report pertains to the samples analyzed in accordance with the chain of custody,
and is intended only for the use of the individual or company to whom it is addressed.

Date of Report: January 27, 2026
Samples Submitted: December 12, 2025
Laboratory Reference: 2512-159C
Project: 17613-012-01 T400

TCLP LEAD
EPA 1311/6010D

Matrix: TCLP Extract
Units: mg/L (ppm)

Analyte	Result	PQL	Method	Date Prepared	Date Analyzed	Flags
Client ID:	**RI-DP8-10.5**					
Laboratory ID:	12-159-03					
Lead	**1.6**	0.20	EPA 6010D	1-27-26	1-27-26	

This report pertains to the samples analyzed in accordance with the chain of custody,
and is intended only for the use of the individual or company to whom it is addressed.

Date of Report: January 27, 2026
Samples Submitted: December 12, 2025
Laboratory Reference: 2512-159C
Project: 17613-012-01 T400

TCLP LEAD
EPA 1311/6010D
QUALITY CONTROL

Matrix: TCLP Extract
Units: mg/L (ppm)

Analyte	Result	PQL	Method	Date Prepared	Date Analyzed	Flags
METHOD BLANK						
Laboratory ID:	MB0127TM1					
Lead	**ND**	0.20	EPA 6010D	1-27-26	1-27-26	

Analyte	Result		Spike Level		Source Result	Percent Recovery		Recovery Limits	RPD	RPD Limit	Flags
DUPLICATE											
Laboratory ID:	01-200-01										
	ORIG	DUP									
Lead	**ND**	**ND**	NA	NA		NA		NA	NA	20	
MATRIX SPIKES											
Laboratory ID:	01-200-01										
	MS	MSD	MS	MSD		MS	MSD				
Lead	**10.4**	**10.4**	10.0	10.0	ND	**104**	**104**	75-125	1	20	
SPIKE BLANK											
Laboratory ID:	SB0127TM1										
Lead	**10.4**		10.0		N/A	**104**		80-120			

This report pertains to the samples analyzed in accordance with the chain of custody, and is intended only for the use of the individual or company to whom it is addressed.

OnSite Environmental Inc.

Data Qualifiers and Abbreviations

A - Due to a high sample concentration, the amount spiked is insufficient for meaningful MS/MSD recovery data.

B - The analyte indicated was also found in the blank sample.

C - The duplicate RPD is outside control limits due to high result variability when analyte concentrations are within five times the quantitation limit.

E - The value reported exceeds the quantitation range and is an estimate.

F - Surrogate recovery data is not available due to the high concentration of coeluting target compounds.

H - The analyte indicated is a common laboratory solvent and may have been introduced during sample preparation, and be impacting the sample result.

I - Compound recovery is outside of the control limits.

J - The value reported was below the practical quantitation limit. The value is an estimate.

K - Sample duplicate RPD is outside control limits due to sample inhomogeneity. The sample was re-extracted and re-analyzed with similar results.

L - The RPD is outside of the control limits.

M - Hydrocarbons in the gasoline range are impacting the diesel range result.

M1 - Hydrocarbons in the gasoline range (toluene-naphthalene) are present in the sample.

N - Hydrocarbons in the lube oil range are impacting the diesel range result.

N1 - Hydrocarbons in diesel range are impacting lube oil range results.

O - Hydrocarbons indicative of heavier fuels are present in the sample and are impacting the gasoline result.

P - The RPD of the detected concentrations between the two columns is greater than 40.

Q - Surrogate recovery is outside of the control limits.

S - Surrogate recovery data is not available due to the necessary dilution of the sample.

T - The sample chromatogram is not similar to a typical _____.

U - The analyte was analyzed for, but was not detected above the reported sample quantitation limit.

U1 - The practical quantitation limit is elevated due to interferences present in the sample.

V - Matrix Spike/Matrix Spike Duplicate recoveries are outside control limits due to matrix effects.

W - Matrix Spike/Matrix Spike Duplicate RPD are outside control limits due to matrix effects.

X - Sample extract treated with a mercury cleanup procedure.

X1 - Sample extract treated with a sulfuric acid/silica gel cleanup procedure.

X2 - Sample extract treated with a silica gel cleanup procedure.

Y - The calibration verification for this analyte exceeded the 20% drift specified in methods 8260 & 8270, and therefore the reported result should be considered an estimate. The overall performance of the calibration verification standard met the acceptance criteria of the method.

Y1 - Negative effects of the matrix from this sample on the instrument caused values for this analyte in the bracketing continuing calibration verification standard (CCVs) to be outside of 20% acceptance criteria. Because of this, quantitation limits and sample concentrations should be considered estimates.

Z -

ND - Not Detected at PQL
PQL - Practical Quantitation Limit
RPD - Relative Percent Difference

This report pertains to the samples analyzed in accordance with the chain of custody, and is intended only for the use of the individual or company to whom it is addressed.

OnSite Environmental Inc.
Analytical Laboratory Testing Services
14648 NE 95th Street • Redmond, WA 98052
Phone: (425) 883-3881 • www.onsite-env.com

Chain of Custody

Laboratory Number: 12-159

Company: GeoEngineers Inc.
Project Number: 17613-012-01 Task 400
Project Name: Mercy Housing - Mt Baker Head
Project Manager: Jacob Letts
Sampled by: Max-Henry Nelson, Meredith Bush

Turnaround Request (in working days)
(Check One)
☐ Same Day ☐ 1 Day
☐ 2 Days ☐ 3 Days
☒ Standard (7 Days)
☐ _____ (other)

Lab ID	Sample Identification	Date Sampled	Time Sampled	Matrix	Number of Containers	NWTPH-HCID	NWTPH-Gx/BTEX (8021☐ 8260☐)	NWTPH-Gx	NWTPH-Dx (SG Clean-up☐) w/ and w/o SGC	Volatiles 8260	Halogenated Volatiles 8260	EDB EPA 8011 (Waters Only)	Semivolatiles 8270/SIM (with low-level PAHs)	PAHs 8270/SIM (low-level)	PCBs 8082	Organochlorine Pesticides 8081	Organophosphorus Pesticides 8270/SIM	Chlorinated Acid Herbicides 8151	Total RCRA Metals	Total MTCA Metals	TCLP Metals (Lead only)	HEM (oil and grease) 1664	Lead by FPA 6000/7000	Hold			% Moisture
1	RI-DP6-10.5	12/11/2025	1120	S	4 ~~5~~				X														X				⊗
2	RI-DP7-10.5		1157		5				X														X				
3	RI-DP8-10.5		1342						X												O		X	~~X~~ MB			
4	RI-DP8-13.5		1347																				⊗	~~X~~			⊗
5	RI-DP9-10.5		1218						X														X				⊗
6	RI-DP10-12.0		1300						X														X				
7	RI-DP10-13.5		1310																					X			
8	RI-DP10-15.0		1320																					X			
9	RI-DP11-11.0		1011		6				X					X													⊗
10	RI-DP12-13.0		1034		5																			X			

	Signature	Company	Date	Time
Relinquished	[signature]	GEI	12/12/25	0900
Received	Van	Spdy	12/12/25	0900
Relinquished	Van	Spdy	12/12/25	1037
Received	[signature]	[signature]	12/12/25	1037
Relinquished				
Received				
Reviewed/Date		Reviewed/Date		

Comments/Special Instructions
⊗ Added 12/23/25. DB (2 day TAT)
Hold additional bottles for potential follow-up analysis
O - Added 1/26/26. DB (2 day TAT)

Data Package: Standard ☐ Level III ☐ Level IV ☐
Chromatograms with final report ☐ Electronic Data Deliverables (EDDs) ☐

Chain of Custody

OnSite Environmental Inc.
Analytical Laboratory Testing Services
14648 NE 95th Street • Redmond, WA 98052
Phone: (425) 883-3881 • www.onsite-env.com

Company: GeoEngineers Inc
Project Number: 17613-02-01 Task 400
Project Name: Neray Housy-Mt Baker TOD
Project Manager: Jacob Letts
Sampled by: Max Henry Nelson / Meredith Bish

Turnaround Request (in working days)
(Check One)
☐ Same Day ☐ 1 Day
☐ 2 Days ☐ 3 Days
☒ Standard (7 Days)
☐ _____ (other)

Laboratory Number: 12-159

Lab ID	Sample Identification	Date Sampled	Time Sampled	Matrix	Number of Containers	NWTPH-HCID	NWTPH-Gx/BTEX (8021☐ 8260☐)	NWTPH-Gx	NWTPH-Dx (SG Clean-up ☐) Wax w/ SGC	Volatiles 8260	Halogenated Volatiles 8260	EDB EPA 8011 (Waters Only)	Semivolatiles 8270/SIM (with low-level PAHs)	PAHs 8270/SIM (low-level)	PCBs 8082	Organochlorine Pesticides 8081	Organophosphorus Pesticides 8270/SIM	Chlorinated Acid Herbicides 8151	Total RCRA Metals	Total MTCA Metals	TCLP Metals	HEM (oil and grease) 1664	Level				% Moisture
☆ 11	RI-DUP-20251211	12/11/25	0600	S	5				X														X				X

	Signature	Company	Date	Time
Relinquished		GEI	12/12/25	0900
Received	Van		12/12/25	0900
Relinquished	Van		12/12/25	1037
Received			12/12/25	1037
Relinquished				
Received				
Reviewed/Date		Reviewed/Date		

Comments/Special Instructions
☆ 4oz jar, not 8oz jar

Data Package: Standard ☐ Level III ☐ Level IV ☐
Chromatograms with final report ☐ Electronic Data Deliverables (EDDs) ☐

OnSite Environmental Inc.
14648 NE 95th Street, Redmond, WA 98052 • (425) 883-3881

March 5, 2025

Jacob Letts
GeoEngineers, Inc.
2101 4th Avenue, Suite 950
Seattle, WA 98121

Re: Analytical Data for Project 17613-012-01
Laboratory Reference No. 2502-311

Dear Jacob:

Enclosed are the analytical results and associated quality control data for samples submitted on February 25, 2025.

The standard policy of OnSite Environmental, Inc. is to store your samples for 30 days from the date of receipt. If you require longer storage, please contact the laboratory.

We appreciate the opportunity to be of service to you on this project. If you have any questions concerning the data, or need additional information, please feel free to call me.

Sincerely,

David Baumeister
Project Manager

Enclosures

This report pertains to the samples analyzed in accordance with the chain of custody,
and is intended only for the use of the individual or company to whom it is addressed.

Date of Report: March 5, 2025
Samples Submitted: February 25, 2025
Laboratory Reference: 2502-311
Project: 17613-012-01

Case Narrative

Samples were collected on February 24, 2025 and received by the laboratory on February 25, 2025. They were maintained at the laboratory at a temperature of 2°C to 6°C.

Please note that any and all soil sample results are reported on a dry-weight basis, unless otherwise noted below. However the soil results for the QA/QC samples are reported on a wet-weight basis.

General QA/QC issues associated with the analytical data enclosed in this laboratory report will be indicated with a reference to a comment or explanation on the Data Qualifier page. More complex and involved QA/QC issues will be discussed in detail below.

Total Metals EPA 6010D/7471B Analysis

The Matrix Spike/ Matrix Spike Duplicate recoveries for Barium are outside control limits due to matrix inhomogeneity. The Spike Blank recovery was 103%.

Any other QA/QC issues associated with this extraction and analysis will be indicated with a footnote reference and discussed in detail on the Data Qualifier page.

This report pertains to the samples analyzed in accordance with the chain of custody, and is intended only for the use of the individual or company to whom it is addressed.

Date of Report: March 5, 2025
Samples Submitted: February 25, 2025
Laboratory Reference: 2502-311
Project: 17613-012-01

ANALYTICAL REPORT FOR SAMPLES

Client ID	Laboratory ID	Matrix	Date Sampled	Date Received	Notes
RI-DP5-1.0	02-311-01	Soil	2-24-25	2-25-25	
RI-DP5-3.0	02-311-02	Soil	2-24-25	2-25-25	
RI-DP5-9.5	02-311-03	Soil	2-24-25	2-25-25	
RI-MW2-6.0	02-311-04	Soil	2-24-25	2-25-25	
RI-MW2-10.5	02-311-05	Soil	2-24-25	2-25-25	
RI-MW2-15.5	02-311-06	Soil	2-24-25	2-25-25	

This report pertains to the samples analyzed in accordance with the chain of custody,
and is intended only for the use of the individual or company to whom it is addressed.

Date of Report: March 5, 2025
Samples Submitted: February 25, 2025
Laboratory Reference: 2502-311
Project: 17613-012-01

GASOLINE RANGE ORGANICS
NWTPH-Gx

Matrix: Soil
Units: mg/kg (ppm)

Analyte	Result	PQL	Method	Date Prepared	Date Analyzed	Flags
Client ID:	**RI-DP5-1.0**					
Laboratory ID:	02-311-01					
Gasoline	**ND**	6.0	NWTPH-Gx	2-26-25	2-26-25	
Surrogate:	*Percent Recovery*	*Control Limits*				
Fluorobenzene	*100*	*62-134*				
Client ID:	**RI-DP5-3.0**					
Laboratory ID:	02-311-02					
Gasoline	**ND**	5.9	NWTPH-Gx	2-26-25	2-26-25	
Surrogate:	*Percent Recovery*	*Control Limits*				
Fluorobenzene	*94*	*62-134*				
Client ID:	**RI-DP5-9.5**					
Laboratory ID:	02-311-03					
Gasoline	**ND**	8.3	NWTPH-Gx	2-26-25	2-26-25	
Surrogate:	*Percent Recovery*	*Control Limits*				
Fluorobenzene	*108*	*62-134*				
Client ID:	**RI-MW2-6.0**					
Laboratory ID:	02-311-04					
Gasoline	**ND**	7.8	NWTPH-Gx	2-26-25	2-26-25	
Surrogate:	*Percent Recovery*	*Control Limits*				
Fluorobenzene	*113*	*62-134*				
Client ID:	**RI-MW2-10.5**					
Laboratory ID:	02-311-05					
Gasoline	**ND**	7.9	NWTPH-Gx	2-26-25	2-26-25	
Surrogate:	*Percent Recovery*	*Control Limits*				
Fluorobenzene	*116*	*62-134*				
Client ID:	**RI-MW2-15.5**					
Laboratory ID:	02-311-06					
Gasoline	**ND**	7.7	NWTPH-Gx	2-26-25	2-26-25	
Surrogate:	*Percent Recovery*	*Control Limits*				
Fluorobenzene	*107*	*62-134*				

This report pertains to the samples analyzed in accordance with the chain of custody,
and is intended only for the use of the individual or company to whom it is addressed.

Date of Report: March 5, 2025
Samples Submitted: February 25, 2025
Laboratory Reference: 2502-311
Project: 17613-012-01

DIESEL AND HEAVY OIL RANGE ORGANICS
NWTPH-Dx

Matrix: Soil
Units: mg/Kg (ppm)

Analyte	Result	PQL	Method	Date Prepared	Date Analyzed	Flags
Client ID:	**RI-DP5-1.0**					
Laboratory ID:	02-311-01					
Diesel Range Organics	**ND**	29	NWTPH-Dx	2-26-25	2-26-25	
Lube Oil Range Organics	**ND**	58	NWTPH-Dx	2-26-25	2-26-25	
Surrogate:	*Percent Recovery*	*Control Limits*				
o-Terphenyl	*82*	*50-150*				
Client ID:	**RI-DP5-1.0**					
Laboratory ID:	02-311-01					
Diesel Range Organics	**ND**	29	NWTPH-Dx	2-26-25	2-26-25	X2
Lube Oil Range Organics	**ND**	58	NWTPH-Dx	2-26-25	2-26-25	X2
Surrogate:	*Percent Recovery*	*Control Limits*				
o-Terphenyl	*80*	*50-150*				
Client ID:	**RI-DP5-9.5**					
Laboratory ID:	02-311-03					
Diesel Range Organics	**ND**	33	NWTPH-Dx	2-26-25	2-26-25	
Lube Oil Range Organics	**ND**	65	NWTPH-Dx	2-26-25	2-26-25	
Surrogate:	*Percent Recovery*	*Control Limits*				
o-Terphenyl	*75*	*50-150*				
Client ID:	**RI-DP5-9.5**					
Laboratory ID:	02-311-03					
Diesel Range Organics	**ND**	33	NWTPH-Dx	2-26-25	2-26-25	X2
Lube Oil Range Organics	**ND**	65	NWTPH-Dx	2-26-25	2-26-25	X2
Surrogate:	*Percent Recovery*	*Control Limits*				
o-Terphenyl	*81*	*50-150*				
Client ID:	**RI-MW2-6.0**					
Laboratory ID:	02-311-04					
Diesel Range Organics	**ND**	34	NWTPH-Dx	2-26-25	2-26-25	
Lube Oil Range Organics	**ND**	68	NWTPH-Dx	2-26-25	2-26-25	
Surrogate:	*Percent Recovery*	*Control Limits*				
o-Terphenyl	*75*	*50-150*				
Client ID:	**RI-MW2-6.0**					
Laboratory ID:	02-311-04					
Diesel Range Organics	**ND**	34	NWTPH-Dx	2-26-25	2-26-25	X2
Lube Oil Range Organics	**ND**	68	NWTPH-Dx	2-26-25	2-26-25	X2
Surrogate:	*Percent Recovery*	*Control Limits*				
o-Terphenyl	*76*	*50-150*				

This report pertains to the samples analyzed in accordance with the chain of custody, and is intended only for the use of the individual or company to whom it is addressed.

Date of Report: March 5, 2025
Samples Submitted: February 25, 2025
Laboratory Reference: 2502-311
Project: 17613-012-01

DIESEL AND HEAVY OIL RANGE ORGANICS
NWTPH-Dx

Matrix: Soil
Units: mg/Kg (ppm)

Analyte	Result	PQL	Method	Date Prepared	Date Analyzed	Flags
Client ID:	**RI-MW2-10.5**					
Laboratory ID:	02-311-05					
Diesel Range Organics	**ND**	35	NWTPH-Dx	2-26-25	2-26-25	
Lube Oil Range Organics	**ND**	69	NWTPH-Dx	2-26-25	2-26-25	
Surrogate:	*Percent Recovery*	*Control Limits*				
o-Terphenyl	*78*	*50-150*				
Client ID:	**RI-MW2-10.5**					
Laboratory ID:	02-311-05					
Diesel Range Organics	**ND**	35	NWTPH-Dx	2-26-25	2-26-25	X2
Lube Oil Range Organics	**ND**	69	NWTPH-Dx	2-26-25	2-26-25	X2
Surrogate:	*Percent Recovery*	*Control Limits*				
o-Terphenyl	*83*	*50-150*				
Client ID:	**RI-MW2-15.5**					
Laboratory ID:	02-311-06					
Diesel Range Organics	**ND**	34	NWTPH-Dx	2-26-25	2-26-25	
Lube Oil Range Organics	**ND**	67	NWTPH-Dx	2-26-25	2-26-25	
Surrogate:	*Percent Recovery*	*Control Limits*				
o-Terphenyl	*75*	*50-150*				
Client ID:	**RI-MW2-15.5**					
Laboratory ID:	02-311-06					
Diesel Range Organics	**ND**	34	NWTPH-Dx	2-26-25	2-26-25	X2
Lube Oil Range Organics	**ND**	67	NWTPH-Dx	2-26-25	2-26-25	X2
Surrogate:	*Percent Recovery*	*Control Limits*				
o-Terphenyl	*80*	*50-150*				

This report pertains to the samples analyzed in accordance with the chain of custody, and is intended only for the use of the individual or company to whom it is addressed.

Date of Report: March 5, 2025
Samples Submitted: February 25, 2025
Laboratory Reference: 2502-311
Project: 17613-012-01

VOLATILE ORGANICS EPA 8260D
page 1 of 2

Matrix: Soil
Units: mg/kg

Analyte	Result	PQL	Method	Date Prepared	Date Analyzed	Flags
Client ID:	**RI-DP5-1.0**					
Laboratory ID:	02-311-01					
Dichlorodifluoromethane	ND	0.0011	EPA 8260D	2-25-25	2-25-25	
Chloromethane	ND	0.0054	EPA 8260D	2-25-25	2-25-25	
Vinyl Chloride	ND	0.0011	EPA 8260D	2-25-25	2-25-25	
Bromomethane	ND	0.0054	EPA 8260D	2-25-25	2-25-25	
Chloroethane	ND	0.0054	EPA 8260D	2-25-25	2-25-25	
Trichlorofluoromethane	ND	0.0011	EPA 8260D	2-25-25	2-25-25	
1,1-Dichloroethene	ND	0.0011	EPA 8260D	2-25-25	2-25-25	
Acetone	ND	0.011	EPA 8260D	2-25-25	2-25-25	
Iodomethane	ND	0.0087	EPA 8260D	2-25-25	2-25-25	
Carbon Disulfide	ND	0.0011	EPA 8260D	2-25-25	2-25-25	
Methylene Chloride	ND	0.0054	EPA 8260D	2-25-25	2-25-25	
(trans) 1,2-Dichloroethene	ND	0.0011	EPA 8260D	2-25-25	2-25-25	
Methyl t-Butyl Ether	ND	0.0011	EPA 8260D	2-25-25	2-25-25	
1,1-Dichloroethane	ND	0.0011	EPA 8260D	2-25-25	2-25-25	
Vinyl Acetate	ND	0.0054	EPA 8260D	2-25-25	2-25-25	
2,2-Dichloropropane	ND	0.0011	EPA 8260D	2-25-25	2-25-25	
(cis) 1,2-Dichloroethene	ND	0.0011	EPA 8260D	2-25-25	2-25-25	
2-Butanone	ND	0.0054	EPA 8260D	2-25-25	2-25-25	
Bromochloromethane	ND	0.0011	EPA 8260D	2-25-25	2-25-25	
Chloroform	ND	0.0011	EPA 8260D	2-25-25	2-25-25	
1,1,1-Trichloroethane	ND	0.0011	EPA 8260D	2-25-25	2-25-25	
Carbon Tetrachloride	ND	0.0011	EPA 8260D	2-25-25	2-25-25	
1,1-Dichloropropene	ND	0.0011	EPA 8260D	2-25-25	2-25-25	
Benzene	ND	0.0011	EPA 8260D	2-25-25	2-25-25	
1,2-Dichloroethane	ND	0.0011	EPA 8260D	2-25-25	2-25-25	
Trichloroethene	ND	0.0011	EPA 8260D	2-25-25	2-25-25	
1,2-Dichloropropane	ND	0.0011	EPA 8260D	2-25-25	2-25-25	
Dibromomethane	ND	0.0011	EPA 8260D	2-25-25	2-25-25	
Bromodichloromethane	ND	0.0011	EPA 8260D	2-25-25	2-25-25	
2-Chloroethyl Vinyl Ether	ND	0.0054	EPA 8260D	2-25-25	2-25-25	
(cis) 1,3-Dichloropropene	ND	0.0011	EPA 8260D	2-25-25	2-25-25	
Methyl Isobutyl Ketone	ND	0.0054	EPA 8260D	2-25-25	2-25-25	
Toluene	ND	0.0054	EPA 8260D	2-25-25	2-25-25	

This report pertains to the samples analyzed in accordance with the chain of custody, and is intended only for the use of the individual or company to whom it is addressed.

Date of Report: March 5, 2025
Samples Submitted: February 25, 2025
Laboratory Reference: 2502-311
Project: 17613-012-01

VOLATILE ORGANICS EPA 8260D
page 2 of 2

Analyte	Result	PQL	Method	Date Prepared	Date Analyzed	Flags
Client ID:	**RI-DP5-1.0**					
Laboratory ID:	02-311-01					
(trans) 1,3-Dichloropropene	ND	0.0011	EPA 8260D	2-25-25	2-25-25	
1,1,2-Trichloroethane	ND	0.0011	EPA 8260D	2-25-25	2-25-25	
Tetrachloroethene	ND	0.0011	EPA 8260D	2-25-25	2-25-25	
1,3-Dichloropropane	ND	0.0011	EPA 8260D	2-25-25	2-25-25	
2-Hexanone	ND	0.0054	EPA 8260D	2-25-25	2-25-25	
Dibromochloromethane	ND	0.0011	EPA 8260D	2-25-25	2-25-25	
1,2-Dibromoethane	ND	0.0011	EPA 8260D	2-25-25	2-25-25	
Chlorobenzene	ND	0.0011	EPA 8260D	2-25-25	2-25-25	
1,1,1,2-Tetrachloroethane	ND	0.0011	EPA 8260D	2-25-25	2-25-25	
Ethylbenzene	ND	0.0011	EPA 8260D	2-25-25	2-25-25	
m,p-Xylene	ND	0.0022	EPA 8260D	2-25-25	2-25-25	
o-Xylene	ND	0.0011	EPA 8260D	2-25-25	2-25-25	
Styrene	ND	0.0011	EPA 8260D	2-25-25	2-25-25	
Bromoform	ND	0.0054	EPA 8260D	2-25-25	2-25-25	
Isopropylbenzene	ND	0.0011	EPA 8260D	2-25-25	2-25-25	
Bromobenzene	ND	0.0011	EPA 8260D	2-25-25	2-25-25	
1,1,2,2-Tetrachloroethane	ND	0.0011	EPA 8260D	2-25-25	2-25-25	
1,2,3-Trichloropropane	ND	0.0011	EPA 8260D	2-25-25	2-25-25	
n-Propylbenzene	ND	0.0011	EPA 8260D	2-25-25	2-25-25	
2-Chlorotoluene	ND	0.0011	EPA 8260D	2-25-25	2-25-25	
4-Chlorotoluene	ND	0.0011	EPA 8260D	2-25-25	2-25-25	
1,3,5-Trimethylbenzene	ND	0.0011	EPA 8260D	2-25-25	2-25-25	
tert-Butylbenzene	ND	0.0011	EPA 8260D	2-25-25	2-25-25	
1,2,4-Trimethylbenzene	ND	0.0011	EPA 8260D	2-25-25	2-25-25	
sec-Butylbenzene	ND	0.0011	EPA 8260D	2-25-25	2-25-25	
1,3-Dichlorobenzene	ND	0.0011	EPA 8260D	2-25-25	2-25-25	
p-Isopropyltoluene	ND	0.0011	EPA 8260D	2-25-25	2-25-25	
1,4-Dichlorobenzene	ND	0.0011	EPA 8260D	2-25-25	2-25-25	
1,2-Dichlorobenzene	ND	0.0011	EPA 8260D	2-25-25	2-25-25	
n-Butylbenzene	ND	0.0011	EPA 8260D	2-25-25	2-25-25	
1,2-Dibromo-3-chloropropane	ND	0.0054	EPA 8260D	2-25-25	2-25-25	
1,2,4-Trichlorobenzene	ND	0.0011	EPA 8260D	2-25-25	2-25-25	
Hexachlorobutadiene	ND	0.0054	EPA 8260D	2-25-25	2-25-25	
Naphthalene	ND	0.0054	EPA 8260D	2-25-25	2-25-25	
1,2,3-Trichlorobenzene	ND	0.0011	EPA 8260D	2-25-25	2-25-25	
Surrogate:	*Percent Recovery*	*Control Limits*				
Dibromofluoromethane	*97*	*69-124*				
Toluene-d8	*99*	*80-118*				
4-Bromofluorobenzene	*97*	*75-123*				

This report pertains to the samples analyzed in accordance with the chain of custody, and is intended only for the use of the individual or company to whom it is addressed.

Date of Report: March 5, 2025
Samples Submitted: February 25, 2025
Laboratory Reference: 2502-311
Project: 17613-012-01

VOLATILE ORGANICS EPA 8260D
page 1 of 2

Matrix: Soil
Units: mg/kg

Analyte	Result	PQL	Method	Date Prepared	Date Analyzed	Flags
Client ID:	**RI-DP5-3.0**					
Laboratory ID:	02-311-02					
Dichlorodifluoromethane	ND	0.0011	EPA 8260D	2-25-25	2-25-25	
Chloromethane	ND	0.0057	EPA 8260D	2-25-25	2-25-25	
Vinyl Chloride	ND	0.0011	EPA 8260D	2-25-25	2-25-25	
Bromomethane	ND	0.0057	EPA 8260D	2-25-25	2-25-25	
Chloroethane	ND	0.0057	EPA 8260D	2-25-25	2-25-25	
Trichlorofluoromethane	ND	0.0011	EPA 8260D	2-25-25	2-25-25	
1,1-Dichloroethene	ND	0.0011	EPA 8260D	2-25-25	2-25-25	
Acetone	ND	0.011	EPA 8260D	2-25-25	2-25-25	
Iodomethane	ND	0.0091	EPA 8260D	2-25-25	2-25-25	
Carbon Disulfide	ND	0.0011	EPA 8260D	2-25-25	2-25-25	
Methylene Chloride	ND	0.0057	EPA 8260D	2-25-25	2-25-25	
(trans) 1,2-Dichloroethene	ND	0.0011	EPA 8260D	2-25-25	2-25-25	
Methyl t-Butyl Ether	ND	0.0011	EPA 8260D	2-25-25	2-25-25	
1,1-Dichloroethane	ND	0.0011	EPA 8260D	2-25-25	2-25-25	
Vinyl Acetate	ND	0.0057	EPA 8260D	2-25-25	2-25-25	
2,2-Dichloropropane	ND	0.0011	EPA 8260D	2-25-25	2-25-25	
(cis) 1,2-Dichloroethene	ND	0.0011	EPA 8260D	2-25-25	2-25-25	
2-Butanone	ND	0.0057	EPA 8260D	2-25-25	2-25-25	
Bromochloromethane	ND	0.0011	EPA 8260D	2-25-25	2-25-25	
Chloroform	ND	0.0011	EPA 8260D	2-25-25	2-25-25	
1,1,1-Trichloroethane	ND	0.0011	EPA 8260D	2-25-25	2-25-25	
Carbon Tetrachloride	ND	0.0011	EPA 8260D	2-25-25	2-25-25	
1,1-Dichloropropene	ND	0.0011	EPA 8260D	2-25-25	2-25-25	
Benzene	ND	0.0011	EPA 8260D	2-25-25	2-25-25	
1,2-Dichloroethane	ND	0.0011	EPA 8260D	2-25-25	2-25-25	
Trichloroethene	ND	0.0011	EPA 8260D	2-25-25	2-25-25	
1,2-Dichloropropane	ND	0.0011	EPA 8260D	2-25-25	2-25-25	
Dibromomethane	ND	0.0011	EPA 8260D	2-25-25	2-25-25	
Bromodichloromethane	ND	0.0011	EPA 8260D	2-25-25	2-25-25	
2-Chloroethyl Vinyl Ether	ND	0.0057	EPA 8260D	2-25-25	2-25-25	
(cis) 1,3-Dichloropropene	ND	0.0011	EPA 8260D	2-25-25	2-25-25	
Methyl Isobutyl Ketone	ND	0.0057	EPA 8260D	2-25-25	2-25-25	
Toluene	ND	0.0057	EPA 8260D	2-25-25	2-25-25	

This report pertains to the samples analyzed in accordance with the chain of custody, and is intended only for the use of the individual or company to whom it is addressed.

Date of Report: March 5, 2025
Samples Submitted: February 25, 2025
Laboratory Reference: 2502-311
Project: 17613-012-01

VOLATILE ORGANICS EPA 8260D
page 2 of 2

Analyte	Result	PQL	Method	Date Prepared	Date Analyzed	Flags
Client ID:	**RI-DP5-3.0**					
Laboratory ID:	02-311-02					
(trans) 1,3-Dichloropropene	ND	0.0011	EPA 8260D	2-25-25	2-25-25	
1,1,2-Trichloroethane	ND	0.0011	EPA 8260D	2-25-25	2-25-25	
Tetrachloroethene	ND	0.0011	EPA 8260D	2-25-25	2-25-25	
1,3-Dichloropropane	ND	0.0011	EPA 8260D	2-25-25	2-25-25	
2-Hexanone	ND	0.0057	EPA 8260D	2-25-25	2-25-25	
Dibromochloromethane	ND	0.0011	EPA 8260D	2-25-25	2-25-25	
1,2-Dibromoethane	ND	0.0011	EPA 8260D	2-25-25	2-25-25	
Chlorobenzene	ND	0.0011	EPA 8260D	2-25-25	2-25-25	
1,1,1,2-Tetrachloroethane	ND	0.0011	EPA 8260D	2-25-25	2-25-25	
Ethylbenzene	ND	0.0011	EPA 8260D	2-25-25	2-25-25	
m,p-Xylene	ND	0.0023	EPA 8260D	2-25-25	2-25-25	
o-Xylene	ND	0.0011	EPA 8260D	2-25-25	2-25-25	
Styrene	ND	0.0011	EPA 8260D	2-25-25	2-25-25	
Bromoform	ND	0.0057	EPA 8260D	2-25-25	2-25-25	
Isopropylbenzene	ND	0.0011	EPA 8260D	2-25-25	2-25-25	
Bromobenzene	ND	0.0011	EPA 8260D	2-25-25	2-25-25	
1,1,2,2-Tetrachloroethane	ND	0.0011	EPA 8260D	2-25-25	2-25-25	
1,2,3-Trichloropropane	ND	0.0011	EPA 8260D	2-25-25	2-25-25	
n-Propylbenzene	ND	0.0011	EPA 8260D	2-25-25	2-25-25	
2-Chlorotoluene	ND	0.0011	EPA 8260D	2-25-25	2-25-25	
4-Chlorotoluene	ND	0.0011	EPA 8260D	2-25-25	2-25-25	
1,3,5-Trimethylbenzene	ND	0.0011	EPA 8260D	2-25-25	2-25-25	
tert-Butylbenzene	ND	0.0011	EPA 8260D	2-25-25	2-25-25	
1,2,4-Trimethylbenzene	ND	0.0011	EPA 8260D	2-25-25	2-25-25	
sec-Butylbenzene	ND	0.0011	EPA 8260D	2-25-25	2-25-25	
1,3-Dichlorobenzene	ND	0.0011	EPA 8260D	2-25-25	2-25-25	
p-Isopropyltoluene	ND	0.0011	EPA 8260D	2-25-25	2-25-25	
1,4-Dichlorobenzene	ND	0.0011	EPA 8260D	2-25-25	2-25-25	
1,2-Dichlorobenzene	ND	0.0011	EPA 8260D	2-25-25	2-25-25	
n-Butylbenzene	ND	0.0011	EPA 8260D	2-25-25	2-25-25	
1,2-Dibromo-3-chloropropane	ND	0.0057	EPA 8260D	2-25-25	2-25-25	
1,2,4-Trichlorobenzene	ND	0.0011	EPA 8260D	2-25-25	2-25-25	
Hexachlorobutadiene	ND	0.0057	EPA 8260D	2-25-25	2-25-25	
Naphthalene	ND	0.0057	EPA 8260D	2-25-25	2-25-25	
1,2,3-Trichlorobenzene	ND	0.0011	EPA 8260D	2-25-25	2-25-25	
Surrogate:	*Percent Recovery*	*Control Limits*				
Dibromofluoromethane	*99*	*69-124*				
Toluene-d8	*100*	*80-118*				
4-Bromofluorobenzene	*96*	*75-123*				

This report pertains to the samples analyzed in accordance with the chain of custody, and is intended only for the use of the individual or company to whom it is addressed.

Date of Report: March 5, 2025
Samples Submitted: February 25, 2025
Laboratory Reference: 2502-311
Project: 17613-012-01

VOLATILE ORGANICS EPA 8260D
page 1 of 2

Matrix: Soil
Units: mg/kg

Analyte	Result	PQL	Method	Date Prepared	Date Analyzed	Flags
Client ID:	**RI-DP5-9.5**					
Laboratory ID:	02-311-03					
Dichlorodifluoromethane	ND	0.0012	EPA 8260D	2-25-25	2-25-25	
Chloromethane	ND	0.0059	EPA 8260D	2-25-25	2-25-25	
Vinyl Chloride	ND	0.0012	EPA 8260D	2-25-25	2-25-25	
Bromomethane	ND	0.0059	EPA 8260D	2-25-25	2-25-25	
Chloroethane	ND	0.0059	EPA 8260D	2-25-25	2-25-25	
Trichlorofluoromethane	ND	0.0012	EPA 8260D	2-25-25	2-25-25	
1,1-Dichloroethene	ND	0.0012	EPA 8260D	2-25-25	2-25-25	
Acetone	ND	0.012	EPA 8260D	2-25-25	2-25-25	
Iodomethane	ND	0.0095	EPA 8260D	2-25-25	2-25-25	
Carbon Disulfide	ND	0.0012	EPA 8260D	2-25-25	2-25-25	
Methylene Chloride	ND	0.0059	EPA 8260D	2-25-25	2-25-25	
(trans) 1,2-Dichloroethene	ND	0.0012	EPA 8260D	2-25-25	2-25-25	
Methyl t-Butyl Ether	ND	0.0012	EPA 8260D	2-25-25	2-25-25	
1,1-Dichloroethane	ND	0.0012	EPA 8260D	2-25-25	2-25-25	
Vinyl Acetate	ND	0.0059	EPA 8260D	2-25-25	2-25-25	
2,2-Dichloropropane	ND	0.0012	EPA 8260D	2-25-25	2-25-25	
(cis) 1,2-Dichloroethene	ND	0.0012	EPA 8260D	2-25-25	2-25-25	
2-Butanone	ND	0.0059	EPA 8260D	2-25-25	2-25-25	
Bromochloromethane	ND	0.0012	EPA 8260D	2-25-25	2-25-25	
Chloroform	ND	0.0012	EPA 8260D	2-25-25	2-25-25	
1,1,1-Trichloroethane	ND	0.0012	EPA 8260D	2-25-25	2-25-25	
Carbon Tetrachloride	ND	0.0012	EPA 8260D	2-25-25	2-25-25	
1,1-Dichloropropene	ND	0.0012	EPA 8260D	2-25-25	2-25-25	
Benzene	ND	0.0012	EPA 8260D	2-25-25	2-25-25	
1,2-Dichloroethane	ND	0.0012	EPA 8260D	2-25-25	2-25-25	
Trichloroethene	ND	0.0012	EPA 8260D	2-25-25	2-25-25	
1,2-Dichloropropane	ND	0.0012	EPA 8260D	2-25-25	2-25-25	
Dibromomethane	ND	0.0012	EPA 8260D	2-25-25	2-25-25	
Bromodichloromethane	ND	0.0012	EPA 8260D	2-25-25	2-25-25	
2-Chloroethyl Vinyl Ether	ND	0.0059	EPA 8260D	2-25-25	2-25-25	
(cis) 1,3-Dichloropropene	ND	0.0012	EPA 8260D	2-25-25	2-25-25	
Methyl Isobutyl Ketone	ND	0.0059	EPA 8260D	2-25-25	2-25-25	
Toluene	ND	0.0059	EPA 8260D	2-25-25	2-25-25	

This report pertains to the samples analyzed in accordance with the chain of custody,
and is intended only for the use of the individual or company to whom it is addressed.

Date of Report: March 5, 2025
Samples Submitted: February 25, 2025
Laboratory Reference: 2502-311
Project: 17613-012-01

VOLATILE ORGANICS EPA 8260D
page 2 of 2

Analyte	Result	PQL	Method	Date Prepared	Date Analyzed	Flags
Client ID:	**RI-DP5-9.5**					
Laboratory ID:	02-311-03					
(trans) 1,3-Dichloropropene	ND	0.0012	EPA 8260D	2-25-25	2-25-25	
1,1,2-Trichloroethane	ND	0.0012	EPA 8260D	2-25-25	2-25-25	
Tetrachloroethene	ND	0.0012	EPA 8260D	2-25-25	2-25-25	
1,3-Dichloropropane	ND	0.0012	EPA 8260D	2-25-25	2-25-25	
2-Hexanone	ND	0.0059	EPA 8260D	2-25-25	2-25-25	
Dibromochloromethane	ND	0.0012	EPA 8260D	2-25-25	2-25-25	
1,2-Dibromoethane	ND	0.0012	EPA 8260D	2-25-25	2-25-25	
Chlorobenzene	ND	0.0012	EPA 8260D	2-25-25	2-25-25	
1,1,1,2-Tetrachloroethane	ND	0.0012	EPA 8260D	2-25-25	2-25-25	
Ethylbenzene	ND	0.0012	EPA 8260D	2-25-25	2-25-25	
m,p-Xylene	ND	0.0024	EPA 8260D	2-25-25	2-25-25	
o-Xylene	ND	0.0012	EPA 8260D	2-25-25	2-25-25	
Styrene	ND	0.0012	EPA 8260D	2-25-25	2-25-25	
Bromoform	ND	0.0059	EPA 8260D	2-25-25	2-25-25	
Isopropylbenzene	ND	0.0012	EPA 8260D	2-25-25	2-25-25	
Bromobenzene	ND	0.0012	EPA 8260D	2-25-25	2-25-25	
1,1,2,2-Tetrachloroethane	ND	0.0012	EPA 8260D	2-25-25	2-25-25	
1,2,3-Trichloropropane	ND	0.0012	EPA 8260D	2-25-25	2-25-25	
n-Propylbenzene	ND	0.0012	EPA 8260D	2-25-25	2-25-25	
2-Chlorotoluene	ND	0.0012	EPA 8260D	2-25-25	2-25-25	
4-Chlorotoluene	ND	0.0012	EPA 8260D	2-25-25	2-25-25	
1,3,5-Trimethylbenzene	ND	0.0012	EPA 8260D	2-25-25	2-25-25	
tert-Butylbenzene	ND	0.0012	EPA 8260D	2-25-25	2-25-25	
1,2,4-Trimethylbenzene	ND	0.0012	EPA 8260D	2-25-25	2-25-25	
sec-Butylbenzene	ND	0.0012	EPA 8260D	2-25-25	2-25-25	
1,3-Dichlorobenzene	ND	0.0012	EPA 8260D	2-25-25	2-25-25	
p-Isopropyltoluene	ND	0.0012	EPA 8260D	2-25-25	2-25-25	
1,4-Dichlorobenzene	ND	0.0012	EPA 8260D	2-25-25	2-25-25	
1,2-Dichlorobenzene	ND	0.0012	EPA 8260D	2-25-25	2-25-25	
n-Butylbenzene	ND	0.0012	EPA 8260D	2-25-25	2-25-25	
1,2-Dibromo-3-chloropropane	ND	0.0059	EPA 8260D	2-25-25	2-25-25	
1,2,4-Trichlorobenzene	ND	0.0012	EPA 8260D	2-25-25	2-25-25	
Hexachlorobutadiene	ND	0.0059	EPA 8260D	2-25-25	2-25-25	
Naphthalene	ND	0.0059	EPA 8260D	2-25-25	2-25-25	
1,2,3-Trichlorobenzene	ND	0.0012	EPA 8260D	2-25-25	2-25-25	
Surrogate:	*Percent Recovery*	*Control Limits*				
Dibromofluoromethane	*98*	*69-124*				
Toluene-d8	*99*	*80-118*				
4-Bromofluorobenzene	*86*	*75-123*				

This report pertains to the samples analyzed in accordance with the chain of custody, and is intended only for the use of the individual or company to whom it is addressed.

Date of Report: March 5, 2025
Samples Submitted: February 25, 2025
Laboratory Reference: 2502-311
Project: 17613-012-01

VOLATILE ORGANICS EPA 8260D
page 1 of 2

Matrix: Soil
Units: mg/kg

Analyte	Result	PQL	Method	Date Prepared	Date Analyzed	Flags
Client ID:	**RI-MW2-6.0**					
Laboratory ID:	02-311-04					
Dichlorodifluoromethane	ND	0.0013	EPA 8260D	2-25-25	2-25-25	
Chloromethane	ND	0.0066	EPA 8260D	2-25-25	2-25-25	
Vinyl Chloride	ND	0.0013	EPA 8260D	2-25-25	2-25-25	
Bromomethane	ND	0.0066	EPA 8260D	2-25-25	2-25-25	
Chloroethane	ND	0.0066	EPA 8260D	2-25-25	2-25-25	
Trichlorofluoromethane	ND	0.0013	EPA 8260D	2-25-25	2-25-25	
1,1-Dichloroethene	ND	0.0013	EPA 8260D	2-25-25	2-25-25	
Acetone	0.043	0.013	EPA 8260D	2-25-25	2-25-25	
Iodomethane	ND	0.010	EPA 8260D	2-25-25	2-25-25	
Carbon Disulfide	ND	0.0013	EPA 8260D	2-25-25	2-25-25	
Methylene Chloride	ND	0.0066	EPA 8260D	2-25-25	2-25-25	
(trans) 1,2-Dichloroethene	ND	0.0013	EPA 8260D	2-25-25	2-25-25	
Methyl t-Butyl Ether	ND	0.0013	EPA 8260D	2-25-25	2-25-25	
1,1-Dichloroethane	ND	0.0013	EPA 8260D	2-25-25	2-25-25	
Vinyl Acetate	ND	0.0066	EPA 8260D	2-25-25	2-25-25	
2,2-Dichloropropane	ND	0.0013	EPA 8260D	2-25-25	2-25-25	
(cis) 1,2-Dichloroethene	ND	0.0013	EPA 8260D	2-25-25	2-25-25	
2-Butanone	ND	0.0066	EPA 8260D	2-25-25	2-25-25	
Bromochloromethane	ND	0.0013	EPA 8260D	2-25-25	2-25-25	
Chloroform	ND	0.0013	EPA 8260D	2-25-25	2-25-25	
1,1,1-Trichloroethane	ND	0.0013	EPA 8260D	2-25-25	2-25-25	
Carbon Tetrachloride	ND	0.0013	EPA 8260D	2-25-25	2-25-25	
1,1-Dichloropropene	ND	0.0013	EPA 8260D	2-25-25	2-25-25	
Benzene	ND	0.0013	EPA 8260D	2-25-25	2-25-25	
1,2-Dichloroethane	ND	0.0013	EPA 8260D	2-25-25	2-25-25	
Trichloroethene	ND	0.0013	EPA 8260D	2-25-25	2-25-25	
1,2-Dichloropropane	ND	0.0013	EPA 8260D	2-25-25	2-25-25	
Dibromomethane	ND	0.0013	EPA 8260D	2-25-25	2-25-25	
Bromodichloromethane	ND	0.0013	EPA 8260D	2-25-25	2-25-25	
2-Chloroethyl Vinyl Ether	ND	0.0066	EPA 8260D	2-25-25	2-25-25	
(cis) 1,3-Dichloropropene	ND	0.0013	EPA 8260D	2-25-25	2-25-25	
Methyl Isobutyl Ketone	ND	0.0066	EPA 8260D	2-25-25	2-25-25	
Toluene	ND	0.0066	EPA 8260D	2-25-25	2-25-25	

This report pertains to the samples analyzed in accordance with the chain of custody,
and is intended only for the use of the individual or company to whom it is addressed.

Date of Report: March 5, 2025
Samples Submitted: February 25, 2025
Laboratory Reference: 2502-311
Project: 17613-012-01

VOLATILE ORGANICS EPA 8260D
page 2 of 2

Analyte	Result	PQL	Method	Date Prepared	Date Analyzed	Flags
Client ID:	**RI-MW2-6.0**					
Laboratory ID:	02-311-04					
(trans) 1,3-Dichloropropene	ND	0.0013	EPA 8260D	2-25-25	2-25-25	
1,1,2-Trichloroethane	ND	0.0013	EPA 8260D	2-25-25	2-25-25	
Tetrachloroethene	ND	0.0013	EPA 8260D	2-25-25	2-25-25	
1,3-Dichloropropane	ND	0.0013	EPA 8260D	2-25-25	2-25-25	
2-Hexanone	ND	0.0066	EPA 8260D	2-25-25	2-25-25	
Dibromochloromethane	ND	0.0013	EPA 8260D	2-25-25	2-25-25	
1,2-Dibromoethane	ND	0.0013	EPA 8260D	2-25-25	2-25-25	
Chlorobenzene	ND	0.0013	EPA 8260D	2-25-25	2-25-25	
1,1,1,2-Tetrachloroethane	ND	0.0013	EPA 8260D	2-25-25	2-25-25	
Ethylbenzene	ND	0.0013	EPA 8260D	2-25-25	2-25-25	
m,p-Xylene	ND	0.0026	EPA 8260D	2-25-25	2-25-25	
o-Xylene	ND	0.0013	EPA 8260D	2-25-25	2-25-25	
Styrene	ND	0.0013	EPA 8260D	2-25-25	2-25-25	
Bromoform	ND	0.0066	EPA 8260D	2-25-25	2-25-25	
Isopropylbenzene	ND	0.0013	EPA 8260D	2-25-25	2-25-25	
Bromobenzene	ND	0.0013	EPA 8260D	2-25-25	2-25-25	
1,1,2,2-Tetrachloroethane	ND	0.0013	EPA 8260D	2-25-25	2-25-25	
1,2,3-Trichloropropane	ND	0.0013	EPA 8260D	2-25-25	2-25-25	
n-Propylbenzene	ND	0.0013	EPA 8260D	2-25-25	2-25-25	
2-Chlorotoluene	ND	0.0013	EPA 8260D	2-25-25	2-25-25	
4-Chlorotoluene	ND	0.0013	EPA 8260D	2-25-25	2-25-25	
1,3,5-Trimethylbenzene	ND	0.0013	EPA 8260D	2-25-25	2-25-25	
tert-Butylbenzene	ND	0.0013	EPA 8260D	2-25-25	2-25-25	
1,2,4-Trimethylbenzene	ND	0.0013	EPA 8260D	2-25-25	2-25-25	
sec-Butylbenzene	ND	0.0013	EPA 8260D	2-25-25	2-25-25	
1,3-Dichlorobenzene	ND	0.0013	EPA 8260D	2-25-25	2-25-25	
p-Isopropyltoluene	ND	0.0013	EPA 8260D	2-25-25	2-25-25	
1,4-Dichlorobenzene	ND	0.0013	EPA 8260D	2-25-25	2-25-25	
1,2-Dichlorobenzene	ND	0.0013	EPA 8260D	2-25-25	2-25-25	
n-Butylbenzene	ND	0.0013	EPA 8260D	2-25-25	2-25-25	
1,2-Dibromo-3-chloropropane	ND	0.0066	EPA 8260D	2-25-25	2-25-25	
1,2,4-Trichlorobenzene	ND	0.0013	EPA 8260D	2-25-25	2-25-25	
Hexachlorobutadiene	ND	0.0066	EPA 8260D	2-25-25	2-25-25	
Naphthalene	ND	0.0066	EPA 8260D	2-25-25	2-25-25	
1,2,3-Trichlorobenzene	ND	0.0013	EPA 8260D	2-25-25	2-25-25	
Surrogate:	*Percent Recovery*	*Control Limits*				
Dibromofluoromethane	*99*	*69-124*				
Toluene-d8	*101*	*80-118*				
4-Bromofluorobenzene	*98*	*75-123*				

This report pertains to the samples analyzed in accordance with the chain of custody, and is intended only for the use of the individual or company to whom it is addressed.

Date of Report: March 5, 2025
Samples Submitted: February 25, 2025
Laboratory Reference: 2502-311
Project: 17613-012-01

VOLATILE ORGANICS EPA 8260D
page 1 of 2

Matrix: Soil
Units: mg/kg

Analyte	Result	PQL	Method	Date Prepared	Date Analyzed	Flags
Client ID:	**RI-MW2-10.5**					
Laboratory ID:	02-311-05					
Dichlorodifluoromethane	ND	0.0021	EPA 8260D	2-25-25	2-25-25	
Chloromethane	ND	0.010	EPA 8260D	2-25-25	2-25-25	
Vinyl Chloride	ND	0.0021	EPA 8260D	2-25-25	2-25-25	
Bromomethane	ND	0.010	EPA 8260D	2-25-25	2-25-25	
Chloroethane	ND	0.010	EPA 8260D	2-25-25	2-25-25	
Trichlorofluoromethane	ND	0.0021	EPA 8260D	2-25-25	2-25-25	
1,1-Dichloroethene	ND	0.0021	EPA 8260D	2-25-25	2-25-25	
Acetone	0.024	0.021	EPA 8260D	2-25-25	2-25-25	
Iodomethane	ND	0.017	EPA 8260D	2-25-25	2-25-25	
Carbon Disulfide	ND	0.0021	EPA 8260D	2-25-25	2-25-25	
Methylene Chloride	ND	0.010	EPA 8260D	2-25-25	2-25-25	
(trans) 1,2-Dichloroethene	ND	0.0021	EPA 8260D	2-25-25	2-25-25	
Methyl t-Butyl Ether	ND	0.0021	EPA 8260D	2-25-25	2-25-25	
1,1-Dichloroethane	ND	0.0021	EPA 8260D	2-25-25	2-25-25	
Vinyl Acetate	ND	0.010	EPA 8260D	2-25-25	2-25-25	
2,2-Dichloropropane	ND	0.0021	EPA 8260D	2-25-25	2-25-25	
(cis) 1,2-Dichloroethene	ND	0.0021	EPA 8260D	2-25-25	2-25-25	
2-Butanone	ND	0.010	EPA 8260D	2-25-25	2-25-25	
Bromochloromethane	ND	0.0021	EPA 8260D	2-25-25	2-25-25	
Chloroform	ND	0.0021	EPA 8260D	2-25-25	2-25-25	
1,1,1-Trichloroethane	ND	0.0021	EPA 8260D	2-25-25	2-25-25	
Carbon Tetrachloride	ND	0.0021	EPA 8260D	2-25-25	2-25-25	
1,1-Dichloropropene	ND	0.0021	EPA 8260D	2-25-25	2-25-25	
Benzene	ND	0.0021	EPA 8260D	2-25-25	2-25-25	
1,2-Dichloroethane	ND	0.0021	EPA 8260D	2-25-25	2-25-25	
Trichloroethene	ND	0.0021	EPA 8260D	2-25-25	2-25-25	
1,2-Dichloropropane	ND	0.0021	EPA 8260D	2-25-25	2-25-25	
Dibromomethane	ND	0.0021	EPA 8260D	2-25-25	2-25-25	
Bromodichloromethane	ND	0.0021	EPA 8260D	2-25-25	2-25-25	
2-Chloroethyl Vinyl Ether	ND	0.010	EPA 8260D	2-25-25	2-25-25	
(cis) 1,3-Dichloropropene	ND	0.0021	EPA 8260D	2-25-25	2-25-25	
Methyl Isobutyl Ketone	ND	0.010	EPA 8260D	2-25-25	2-25-25	
Toluene	ND	0.010	EPA 8260D	2-25-25	2-25-25	

This report pertains to the samples analyzed in accordance with the chain of custody,
and is intended only for the use of the individual or company to whom it is addressed.

Date of Report: March 5, 2025
Samples Submitted: February 25, 2025
Laboratory Reference: 2502-311
Project: 17613-012-01

VOLATILE ORGANICS EPA 8260D
page 2 of 2

Analyte	Result	PQL	Method	Date Prepared	Date Analyzed	Flags
Client ID:	**RI-MW2-10.5**					
Laboratory ID:	02-311-05					
(trans) 1,3-Dichloropropene	ND	0.0021	EPA 8260D	2-25-25	2-25-25	
1,1,2-Trichloroethane	ND	0.0021	EPA 8260D	2-25-25	2-25-25	
Tetrachloroethene	ND	0.0021	EPA 8260D	2-25-25	2-25-25	
1,3-Dichloropropane	ND	0.0021	EPA 8260D	2-25-25	2-25-25	
2-Hexanone	ND	0.010	EPA 8260D	2-25-25	2-25-25	
Dibromochloromethane	ND	0.0021	EPA 8260D	2-25-25	2-25-25	
1,2-Dibromoethane	ND	0.0021	EPA 8260D	2-25-25	2-25-25	
Chlorobenzene	ND	0.0021	EPA 8260D	2-25-25	2-25-25	
1,1,1,2-Tetrachloroethane	ND	0.0021	EPA 8260D	2-25-25	2-25-25	
Ethylbenzene	ND	0.0021	EPA 8260D	2-25-25	2-25-25	
m,p-Xylene	ND	0.0042	EPA 8260D	2-25-25	2-25-25	
o-Xylene	ND	0.0021	EPA 8260D	2-25-25	2-25-25	
Styrene	ND	0.0021	EPA 8260D	2-25-25	2-25-25	
Bromoform	ND	0.010	EPA 8260D	2-25-25	2-25-25	
Isopropylbenzene	ND	0.0021	EPA 8260D	2-25-25	2-25-25	
Bromobenzene	ND	0.0021	EPA 8260D	2-25-25	2-25-25	
1,1,2,2-Tetrachloroethane	ND	0.0021	EPA 8260D	2-25-25	2-25-25	
1,2,3-Trichloropropane	ND	0.0021	EPA 8260D	2-25-25	2-25-25	
n-Propylbenzene	ND	0.0021	EPA 8260D	2-25-25	2-25-25	
2-Chlorotoluene	ND	0.0021	EPA 8260D	2-25-25	2-25-25	
4-Chlorotoluene	ND	0.0021	EPA 8260D	2-25-25	2-25-25	
1,3,5-Trimethylbenzene	ND	0.0021	EPA 8260D	2-25-25	2-25-25	
tert-Butylbenzene	ND	0.0021	EPA 8260D	2-25-25	2-25-25	
1,2,4-Trimethylbenzene	ND	0.0021	EPA 8260D	2-25-25	2-25-25	
sec-Butylbenzene	ND	0.0021	EPA 8260D	2-25-25	2-25-25	
1,3-Dichlorobenzene	ND	0.0021	EPA 8260D	2-25-25	2-25-25	
p-Isopropyltoluene	ND	0.0021	EPA 8260D	2-25-25	2-25-25	
1,4-Dichlorobenzene	ND	0.0021	EPA 8260D	2-25-25	2-25-25	
1,2-Dichlorobenzene	ND	0.0021	EPA 8260D	2-25-25	2-25-25	
n-Butylbenzene	ND	0.0021	EPA 8260D	2-25-25	2-25-25	
1,2-Dibromo-3-chloropropane	ND	0.010	EPA 8260D	2-25-25	2-25-25	
1,2,4-Trichlorobenzene	ND	0.0021	EPA 8260D	2-25-25	2-25-25	
Hexachlorobutadiene	ND	0.010	EPA 8260D	2-25-25	2-25-25	
Naphthalene	ND	0.010	EPA 8260D	2-25-25	2-25-25	
1,2,3-Trichlorobenzene	ND	0.0021	EPA 8260D	2-25-25	2-25-25	
Surrogate:	*Percent Recovery*	*Control Limits*				
Dibromofluoromethane	*101*	*69-124*				
Toluene-d8	*101*	*80-118*				
4-Bromofluorobenzene	*96*	*75-123*				

This report pertains to the samples analyzed in accordance with the chain of custody, and is intended only for the use of the individual or company to whom it is addressed.

Date of Report: March 5, 2025
Samples Submitted: February 25, 2025
Laboratory Reference: 2502-311
Project: 17613-012-01

VOLATILE ORGANICS EPA 8260D
page 1 of 2

Matrix: Soil
Units: mg/kg

Analyte	Result	PQL	Method	Date Prepared	Date Analyzed	Flags
Client ID:	**RI-MW2-15.5**					
Laboratory ID:	02-311-06					
Dichlorodifluoromethane	ND	0.0012	EPA 8260D	2-25-25	2-25-25	
Chloromethane	ND	0.0062	EPA 8260D	2-25-25	2-25-25	
Vinyl Chloride	ND	0.0012	EPA 8260D	2-25-25	2-25-25	
Bromomethane	ND	0.0062	EPA 8260D	2-25-25	2-25-25	
Chloroethane	ND	0.0062	EPA 8260D	2-25-25	2-25-25	
Trichlorofluoromethane	ND	0.0012	EPA 8260D	2-25-25	2-25-25	
1,1-Dichloroethene	ND	0.0012	EPA 8260D	2-25-25	2-25-25	
Acetone	ND	0.012	EPA 8260D	2-25-25	2-25-25	
Iodomethane	ND	0.010	EPA 8260D	2-25-25	2-25-25	
Carbon Disulfide	ND	0.0012	EPA 8260D	2-25-25	2-25-25	
Methylene Chloride	ND	0.0062	EPA 8260D	2-25-25	2-25-25	
(trans) 1,2-Dichloroethene	ND	0.0012	EPA 8260D	2-25-25	2-25-25	
Methyl t-Butyl Ether	ND	0.0012	EPA 8260D	2-25-25	2-25-25	
1,1-Dichloroethane	ND	0.0012	EPA 8260D	2-25-25	2-25-25	
Vinyl Acetate	ND	0.0062	EPA 8260D	2-25-25	2-25-25	
2,2-Dichloropropane	ND	0.0012	EPA 8260D	2-25-25	2-25-25	
(cis) 1,2-Dichloroethene	ND	0.0012	EPA 8260D	2-25-25	2-25-25	
2-Butanone	ND	0.0062	EPA 8260D	2-25-25	2-25-25	
Bromochloromethane	ND	0.0012	EPA 8260D	2-25-25	2-25-25	
Chloroform	ND	0.0012	EPA 8260D	2-25-25	2-25-25	
1,1,1-Trichloroethane	ND	0.0012	EPA 8260D	2-25-25	2-25-25	
Carbon Tetrachloride	ND	0.0012	EPA 8260D	2-25-25	2-25-25	
1,1-Dichloropropene	ND	0.0012	EPA 8260D	2-25-25	2-25-25	
Benzene	ND	0.0012	EPA 8260D	2-25-25	2-25-25	
1,2-Dichloroethane	ND	0.0012	EPA 8260D	2-25-25	2-25-25	
Trichloroethene	ND	0.0012	EPA 8260D	2-25-25	2-25-25	
1,2-Dichloropropane	ND	0.0012	EPA 8260D	2-25-25	2-25-25	
Dibromomethane	ND	0.0012	EPA 8260D	2-25-25	2-25-25	
Bromodichloromethane	ND	0.0012	EPA 8260D	2-25-25	2-25-25	
2-Chloroethyl Vinyl Ether	ND	0.0062	EPA 8260D	2-25-25	2-25-25	
(cis) 1,3-Dichloropropene	ND	0.0012	EPA 8260D	2-25-25	2-25-25	
Methyl Isobutyl Ketone	ND	0.0062	EPA 8260D	2-25-25	2-25-25	
Toluene	ND	0.0062	EPA 8260D	2-25-25	2-25-25	

This report pertains to the samples analyzed in accordance with the chain of custody, and is intended only for the use of the individual or company to whom it is addressed.

Date of Report: March 5, 2025
Samples Submitted: February 25, 2025
Laboratory Reference: 2502-311
Project: 17613-012-01

VOLATILE ORGANICS EPA 8260D
page 2 of 2

Analyte	Result	PQL	Method	Date Prepared	Date Analyzed	Flags
Client ID:	**RI-MW2-15.5**					
Laboratory ID:	02-311-06					
(trans) 1,3-Dichloropropene	ND	0.0012	EPA 8260D	2-25-25	2-25-25	
1,1,2-Trichloroethane	ND	0.0012	EPA 8260D	2-25-25	2-25-25	
Tetrachloroethene	ND	0.0012	EPA 8260D	2-25-25	2-25-25	
1,3-Dichloropropane	ND	0.0012	EPA 8260D	2-25-25	2-25-25	
2-Hexanone	ND	0.0062	EPA 8260D	2-25-25	2-25-25	
Dibromochloromethane	ND	0.0012	EPA 8260D	2-25-25	2-25-25	
1,2-Dibromoethane	ND	0.0012	EPA 8260D	2-25-25	2-25-25	
Chlorobenzene	ND	0.0012	EPA 8260D	2-25-25	2-25-25	
1,1,1,2-Tetrachloroethane	ND	0.0012	EPA 8260D	2-25-25	2-25-25	
Ethylbenzene	ND	0.0012	EPA 8260D	2-25-25	2-25-25	
m,p-Xylene	ND	0.0025	EPA 8260D	2-25-25	2-25-25	
o-Xylene	ND	0.0012	EPA 8260D	2-25-25	2-25-25	
Styrene	ND	0.0012	EPA 8260D	2-25-25	2-25-25	
Bromoform	ND	0.0062	EPA 8260D	2-25-25	2-25-25	
Isopropylbenzene	ND	0.0012	EPA 8260D	2-25-25	2-25-25	
Bromobenzene	ND	0.0012	EPA 8260D	2-25-25	2-25-25	
1,1,2,2-Tetrachloroethane	ND	0.0012	EPA 8260D	2-25-25	2-25-25	
1,2,3-Trichloropropane	ND	0.0012	EPA 8260D	2-25-25	2-25-25	
n-Propylbenzene	ND	0.0012	EPA 8260D	2-25-25	2-25-25	
2-Chlorotoluene	ND	0.0012	EPA 8260D	2-25-25	2-25-25	
4-Chlorotoluene	ND	0.0012	EPA 8260D	2-25-25	2-25-25	
1,3,5-Trimethylbenzene	ND	0.0012	EPA 8260D	2-25-25	2-25-25	
tert-Butylbenzene	ND	0.0012	EPA 8260D	2-25-25	2-25-25	
1,2,4-Trimethylbenzene	ND	0.0012	EPA 8260D	2-25-25	2-25-25	
sec-Butylbenzene	ND	0.0012	EPA 8260D	2-25-25	2-25-25	
1,3-Dichlorobenzene	ND	0.0012	EPA 8260D	2-25-25	2-25-25	
p-Isopropyltoluene	ND	0.0012	EPA 8260D	2-25-25	2-25-25	
1,4-Dichlorobenzene	ND	0.0012	EPA 8260D	2-25-25	2-25-25	
1,2-Dichlorobenzene	ND	0.0012	EPA 8260D	2-25-25	2-25-25	
n-Butylbenzene	ND	0.0012	EPA 8260D	2-25-25	2-25-25	
1,2-Dibromo-3-chloropropane	ND	0.0062	EPA 8260D	2-25-25	2-25-25	
1,2,4-Trichlorobenzene	ND	0.0012	EPA 8260D	2-25-25	2-25-25	
Hexachlorobutadiene	ND	0.0062	EPA 8260D	2-25-25	2-25-25	
Naphthalene	ND	0.0062	EPA 8260D	2-25-25	2-25-25	
1,2,3-Trichlorobenzene	ND	0.0012	EPA 8260D	2-25-25	2-25-25	
Surrogate:	*Percent Recovery*	*Control Limits*				
Dibromofluoromethane	*101*	*69-124*				
Toluene-d8	*101*	*80-118*				
4-Bromofluorobenzene	*94*	*75-123*				

This report pertains to the samples analyzed in accordance with the chain of custody, and is intended only for the use of the individual or company to whom it is addressed.

Date of Report: March 5, 2025
Samples Submitted: February 25, 2025
Laboratory Reference: 2502-311
Project: 17613-012-01

PAHs EPA 8270E/SIM

Matrix: Soil
Units: mg/Kg

Analyte	Result	PQL	Method	Date Prepared	Date Analyzed	Flags
Client ID:	**RI-DP5-1.0**					
Laboratory ID:	02-311-01					
Naphthalene	**ND**	0.0077	EPA 8270E/SIM	2-26-25	2-26-25	
2-Methylnaphthalene	**ND**	0.0077	EPA 8270E/SIM	2-26-25	2-26-25	
1-Methylnaphthalene	**ND**	0.0077	EPA 8270E/SIM	2-26-25	2-26-25	
Acenaphthylene	**ND**	0.0077	EPA 8270E/SIM	2-26-25	2-26-25	
Acenaphthene	**ND**	0.0077	EPA 8270E/SIM	2-26-25	2-26-25	
Fluorene	**ND**	0.0077	EPA 8270E/SIM	2-26-25	2-26-25	
Phenanthrene	**ND**	0.0077	EPA 8270E/SIM	2-26-25	2-26-25	
Anthracene	**ND**	0.0077	EPA 8270E/SIM	2-26-25	2-26-25	
Fluoranthene	**ND**	0.0077	EPA 8270E/SIM	2-26-25	2-26-25	
Pyrene	**ND**	0.0077	EPA 8270E/SIM	2-26-25	2-26-25	
Benzo[a]anthracene	**ND**	0.0077	EPA 8270E/SIM	2-26-25	2-26-25	
Chrysene	**ND**	0.0077	EPA 8270E/SIM	2-26-25	2-26-25	
Benzo[b]fluoranthene	**ND**	0.0077	EPA 8270E/SIM	2-26-25	2-26-25	
Benzo(j,k)fluoranthene	**ND**	0.0077	EPA 8270E/SIM	2-26-25	2-26-25	
Benzo[a]pyrene	**ND**	0.0077	EPA 8270E/SIM	2-26-25	2-26-25	
Indeno(1,2,3-c,d)pyrene	**ND**	0.0077	EPA 8270E/SIM	2-26-25	2-26-25	
Dibenz[a,h]anthracene	**ND**	0.0077	EPA 8270E/SIM	2-26-25	2-26-25	
Benzo[g,h,i]perylene	**ND**	0.0077	EPA 8270E/SIM	2-26-25	2-26-25	
Surrogate:	*Percent Recovery*	*Control Limits*				
2-Fluorobiphenyl	*91*	*47-112*				
Pyrene-d10	*89*	*48-129*				
Terphenyl-d14	*88*	*51-114*				

This report pertains to the samples analyzed in accordance with the chain of custody, and is intended only for the use of the individual or company to whom it is addressed.

Date of Report: March 5, 2025
Samples Submitted: February 25, 2025
Laboratory Reference: 2502-311
Project: 17613-012-01

PAHs EPA 8270E/SIM

Matrix: Soil
Units: mg/Kg

Analyte	Result	PQL	Method	Date Prepared	Date Analyzed	Flags
Client ID:	**RI-DP5-9.5**					
Laboratory ID:	02-311-03					
Naphthalene	**ND**	0.0087	EPA 8270E/SIM	2-26-25	2-26-25	
2-Methylnaphthalene	**ND**	0.0087	EPA 8270E/SIM	2-26-25	2-26-25	
1-Methylnaphthalene	**ND**	0.0087	EPA 8270E/SIM	2-26-25	2-26-25	
Acenaphthylene	**ND**	0.0087	EPA 8270E/SIM	2-26-25	2-26-25	
Acenaphthene	**ND**	0.0087	EPA 8270E/SIM	2-26-25	2-26-25	
Fluorene	**ND**	0.0087	EPA 8270E/SIM	2-26-25	2-26-25	
Phenanthrene	**ND**	0.0087	EPA 8270E/SIM	2-26-25	2-26-25	
Anthracene	**ND**	0.0087	EPA 8270E/SIM	2-26-25	2-26-25	
Fluoranthene	**ND**	0.0087	EPA 8270E/SIM	2-26-25	2-26-25	
Pyrene	**ND**	0.0087	EPA 8270E/SIM	2-26-25	2-26-25	
Benzo[a]anthracene	**ND**	0.0087	EPA 8270E/SIM	2-26-25	2-26-25	
Chrysene	**ND**	0.0087	EPA 8270E/SIM	2-26-25	2-26-25	
Benzo[b]fluoranthene	**ND**	0.0087	EPA 8270E/SIM	2-26-25	2-26-25	
Benzo(j,k)fluoranthene	**ND**	0.0087	EPA 8270E/SIM	2-26-25	2-26-25	
Benzo[a]pyrene	**ND**	0.0087	EPA 8270E/SIM	2-26-25	2-26-25	
Indeno(1,2,3-c,d)pyrene	**ND**	0.0087	EPA 8270E/SIM	2-26-25	2-26-25	
Dibenz[a,h]anthracene	**ND**	0.0087	EPA 8270E/SIM	2-26-25	2-26-25	
Benzo[g,h,i]perylene	**ND**	0.0087	EPA 8270E/SIM	2-26-25	2-26-25	
Surrogate:	*Percent Recovery*	*Control Limits*				
2-Fluorobiphenyl	*88*	*47-112*				
Pyrene-d10	*85*	*48-129*				
Terphenyl-d14	*86*	*51-114*				

This report pertains to the samples analyzed in accordance with the chain of custody, and is intended only for the use of the individual or company to whom it is addressed.

Date of Report: March 5, 2025
Samples Submitted: February 25, 2025
Laboratory Reference: 2502-311
Project: 17613-012-01

PAHs EPA 8270E/SIM

Matrix: Soil
Units: mg/Kg

Analyte	Result	PQL	Method	Date Prepared	Date Analyzed	Flags
Client ID:	**RI-MW2-6.0**					
Laboratory ID:	02-311-04					
Naphthalene	**ND**	0.0091	EPA 8270E/SIM	2-26-25	2-26-25	
2-Methylnaphthalene	**ND**	0.0091	EPA 8270E/SIM	2-26-25	2-26-25	
1-Methylnaphthalene	**ND**	0.0091	EPA 8270E/SIM	2-26-25	2-26-25	
Acenaphthylene	**ND**	0.0091	EPA 8270E/SIM	2-26-25	2-26-25	
Acenaphthene	**ND**	0.0091	EPA 8270E/SIM	2-26-25	2-26-25	
Fluorene	**ND**	0.0091	EPA 8270E/SIM	2-26-25	2-26-25	
Phenanthrene	**ND**	0.0091	EPA 8270E/SIM	2-26-25	2-26-25	
Anthracene	**ND**	0.0091	EPA 8270E/SIM	2-26-25	2-26-25	
Fluoranthene	**ND**	0.0091	EPA 8270E/SIM	2-26-25	2-26-25	
Pyrene	**ND**	0.0091	EPA 8270E/SIM	2-26-25	2-26-25	
Benzo[a]anthracene	**ND**	0.0091	EPA 8270E/SIM	2-26-25	2-26-25	
Chrysene	**ND**	0.0091	EPA 8270E/SIM	2-26-25	2-26-25	
Benzo[b]fluoranthene	**ND**	0.0091	EPA 8270E/SIM	2-26-25	2-26-25	
Benzo(j,k)fluoranthene	**ND**	0.0091	EPA 8270E/SIM	2-26-25	2-26-25	
Benzo[a]pyrene	**ND**	0.0091	EPA 8270E/SIM	2-26-25	2-26-25	
Indeno(1,2,3-c,d)pyrene	**ND**	0.0091	EPA 8270E/SIM	2-26-25	2-26-25	
Dibenz[a,h]anthracene	**ND**	0.0091	EPA 8270E/SIM	2-26-25	2-26-25	
Benzo[g,h,i]perylene	**ND**	0.0091	EPA 8270E/SIM	2-26-25	2-26-25	
Surrogate:	*Percent Recovery*	*Control Limits*				
2-Fluorobiphenyl	*87*	*47-112*				
Pyrene-d10	*85*	*48-129*				
Terphenyl-d14	*83*	*51-114*				

This report pertains to the samples analyzed in accordance with the chain of custody, and is intended only for the use of the individual or company to whom it is addressed.

Date of Report: March 5, 2025
Samples Submitted: February 25, 2025
Laboratory Reference: 2502-311
Project: 17613-012-01

PAHs EPA 8270E/SIM

Matrix: Soil
Units: mg/Kg

Analyte	Result	PQL	Method	Date Prepared	Date Analyzed	Flags
Client ID:	**RI-MW2-10.5**					
Laboratory ID:	02-311-05					
Naphthalene	**ND**	0.0092	EPA 8270E/SIM	2-26-25	2-26-25	
2-Methylnaphthalene	**ND**	0.0092	EPA 8270E/SIM	2-26-25	2-26-25	
1-Methylnaphthalene	**ND**	0.0092	EPA 8270E/SIM	2-26-25	2-26-25	
Acenaphthylene	**ND**	0.0092	EPA 8270E/SIM	2-26-25	2-26-25	
Acenaphthene	**ND**	0.0092	EPA 8270E/SIM	2-26-25	2-26-25	
Fluorene	**ND**	0.0092	EPA 8270E/SIM	2-26-25	2-26-25	
Phenanthrene	**ND**	0.0092	EPA 8270E/SIM	2-26-25	2-26-25	
Anthracene	**ND**	0.0092	EPA 8270E/SIM	2-26-25	2-26-25	
Fluoranthene	**ND**	0.0092	EPA 8270E/SIM	2-26-25	2-26-25	
Pyrene	**ND**	0.0092	EPA 8270E/SIM	2-26-25	2-26-25	
Benzo[a]anthracene	**ND**	0.0092	EPA 8270E/SIM	2-26-25	2-26-25	
Chrysene	**ND**	0.0092	EPA 8270E/SIM	2-26-25	2-26-25	
Benzo[b]fluoranthene	**ND**	0.0092	EPA 8270E/SIM	2-26-25	2-26-25	
Benzo(j,k)fluoranthene	**ND**	0.0092	EPA 8270E/SIM	2-26-25	2-26-25	
Benzo[a]pyrene	**ND**	0.0092	EPA 8270E/SIM	2-26-25	2-26-25	
Indeno(1,2,3-c,d)pyrene	**ND**	0.0092	EPA 8270E/SIM	2-26-25	2-26-25	
Dibenz[a,h]anthracene	**ND**	0.0092	EPA 8270E/SIM	2-26-25	2-26-25	
Benzo[g,h,i]perylene	**ND**	0.0092	EPA 8270E/SIM	2-26-25	2-26-25	
Surrogate:	*Percent Recovery*	*Control Limits*				
2-Fluorobiphenyl	*82*	*47-112*				
Pyrene-d10	*80*	*48-129*				
Terphenyl-d14	*81*	*51-114*				

This report pertains to the samples analyzed in accordance with the chain of custody, and is intended only for the use of the individual or company to whom it is addressed.

Date of Report: March 5, 2025
Samples Submitted: February 25, 2025
Laboratory Reference: 2502-311
Project: 17613-012-01

PAHs EPA 8270E/SIM

Matrix: Soil
Units: mg/Kg

Analyte	Result	PQL	Method	Date Prepared	Date Analyzed	Flags
Client ID:	**RI-MW2-15.5**					
Laboratory ID:	02-311-06					
Naphthalene	**ND**	0.0090	EPA 8270E/SIM	2-26-25	2-26-25	
2-Methylnaphthalene	**ND**	0.0090	EPA 8270E/SIM	2-26-25	2-26-25	
1-Methylnaphthalene	**ND**	0.0090	EPA 8270E/SIM	2-26-25	2-26-25	
Acenaphthylene	**ND**	0.0090	EPA 8270E/SIM	2-26-25	2-26-25	
Acenaphthene	**ND**	0.0090	EPA 8270E/SIM	2-26-25	2-26-25	
Fluorene	**ND**	0.0090	EPA 8270E/SIM	2-26-25	2-26-25	
Phenanthrene	**ND**	0.0090	EPA 8270E/SIM	2-26-25	2-26-25	
Anthracene	**ND**	0.0090	EPA 8270E/SIM	2-26-25	2-26-25	
Fluoranthene	**ND**	0.0090	EPA 8270E/SIM	2-26-25	2-26-25	
Pyrene	**ND**	0.0090	EPA 8270E/SIM	2-26-25	2-26-25	
Benzo[a]anthracene	**ND**	0.0090	EPA 8270E/SIM	2-26-25	2-26-25	
Chrysene	**ND**	0.0090	EPA 8270E/SIM	2-26-25	2-26-25	
Benzo[b]fluoranthene	**ND**	0.0090	EPA 8270E/SIM	2-26-25	2-26-25	
Benzo(j,k)fluoranthene	**ND**	0.0090	EPA 8270E/SIM	2-26-25	2-26-25	
Benzo[a]pyrene	**ND**	0.0090	EPA 8270E/SIM	2-26-25	2-26-25	
Indeno(1,2,3-c,d)pyrene	**ND**	0.0090	EPA 8270E/SIM	2-26-25	2-26-25	
Dibenz[a,h]anthracene	**ND**	0.0090	EPA 8270E/SIM	2-26-25	2-26-25	
Benzo[g,h,i]perylene	**ND**	0.0090	EPA 8270E/SIM	2-26-25	2-26-25	
Surrogate:	*Percent Recovery*	*Control Limits*				
2-Fluorobiphenyl	*89*	*47-112*				
Pyrene-d10	*88*	*48-129*				
Terphenyl-d14	*88*	*51-114*				

This report pertains to the samples analyzed in accordance with the chain of custody, and is intended only for the use of the individual or company to whom it is addressed.

Date of Report: March 5, 2025
Samples Submitted: February 25, 2025
Laboratory Reference: 2502-311
Project: 17613-012-01

TOTAL METALS
EPA 6010D/7471B

Matrix: Soil
Units: mg/Kg (ppm)

Analyte	Result	PQL	Method	Date Prepared	Date Analyzed	Flags
Client ID:	**RI-DP5-1.0**					
Laboratory ID:	02-311-01					
Arsenic	**ND**	12	EPA 6010D	2-28-25	3-4-25	
Barium	**70**	2.9	EPA 6010D	2-28-25	3-4-25	
Cadmium	**ND**	0.58	EPA 6010D	2-28-25	3-4-25	
Chromium	**36**	0.58	EPA 6010D	2-28-25	3-4-25	
Lead	**ND**	5.8	EPA 6010D	2-28-25	3-4-25	
Mercury	**ND**	0.29	EPA 7471B	3-4-25	3-4-25	
Selenium	**ND**	12	EPA 6010D	2-28-25	3-4-25	
Silver	**ND**	1.2	EPA 6010D	2-28-25	3-4-25	
Client ID:	**RI-DP5-9.5**					
Laboratory ID:	02-311-03					
Arsenic	**ND**	13	EPA 6010D	2-28-25	3-4-25	
Barium	**91**	3.2	EPA 6010D	2-28-25	3-4-25	
Cadmium	**ND**	0.65	EPA 6010D	2-28-25	3-4-25	
Chromium	**49**	0.65	EPA 6010D	2-28-25	3-4-25	
Lead	**ND**	6.5	EPA 6010D	2-28-25	3-4-25	
Mercury	**ND**	0.32	EPA 7471B	3-4-25	3-4-25	
Selenium	**ND**	13	EPA 6010D	2-28-25	3-4-25	
Silver	**ND**	1.3	EPA 6010D	2-28-25	3-4-25	
Client ID:	**RI-MW2-6.0**					
Laboratory ID:	02-311-04					
Arsenic	**ND**	14	EPA 6010D	2-28-25	3-4-25	
Barium	**170**	3.4	EPA 6010D	2-28-25	3-4-25	
Cadmium	**ND**	0.68	EPA 6010D	2-28-25	3-4-25	
Chromium	**71**	0.68	EPA 6010D	2-28-25	3-4-25	
Lead	**6.9**	6.8	EPA 6010D	2-28-25	3-4-25	
Mercury	**ND**	0.34	EPA 7471B	3-4-25	3-4-25	
Selenium	**ND**	14	EPA 6010D	2-28-25	3-4-25	
Silver	**ND**	1.4	EPA 6010D	2-28-25	3-4-25	

This report pertains to the samples analyzed in accordance with the chain of custody, and is intended only for the use of the individual or company to whom it is addressed.

Date of Report: March 5, 2025
Samples Submitted: February 25, 2025
Laboratory Reference: 2502-311
Project: 17613-012-01

TOTAL METALS
EPA 6010D/7471B

Matrix: Soil
Units: mg/Kg (ppm)

Analyte	Result	PQL	Method	Date Prepared	Date Analyzed	Flags
Client ID:	**RI-MW2-10.5**					
Laboratory ID:	02-311-05					
Arsenic	**ND**	14	EPA 6010D	2-28-25	3-4-25	
Barium	**130**	3.5	EPA 6010D	2-28-25	3-4-25	
Cadmium	**ND**	0.69	EPA 6010D	2-28-25	3-4-25	
Chromium	**54**	0.69	EPA 6010D	2-28-25	3-4-25	
Lead	**ND**	6.9	EPA 6010D	2-28-25	3-4-25	
Mercury	**ND**	0.35	EPA 7471B	3-4-25	3-4-25	
Selenium	**ND**	14	EPA 6010D	2-28-25	3-4-25	
Silver	**ND**	1.4	EPA 6010D	2-28-25	3-4-25	
Client ID:	**RI-MW2-15.5**					
Laboratory ID:	02-311-06					
Arsenic	**ND**	13	EPA 6010D	2-28-25	3-4-25	
Barium	**100**	3.4	EPA 6010D	2-28-25	3-4-25	
Cadmium	**ND**	0.67	EPA 6010D	2-28-25	3-4-25	
Chromium	**38**	0.67	EPA 6010D	2-28-25	3-4-25	
Lead	**ND**	6.7	EPA 6010D	2-28-25	3-4-25	
Mercury	**ND**	0.34	EPA 7471B	3-4-25	3-4-25	
Selenium	**ND**	13	EPA 6010D	2-28-25	3-4-25	
Silver	**ND**	1.3	EPA 6010D	2-28-25	3-4-25	

This report pertains to the samples analyzed in accordance with the chain of custody, and is intended only for the use of the individual or company to whom it is addressed.

Date of Report: March 5, 2025
Samples Submitted: February 25, 2025
Laboratory Reference: 2502-311
Project: 17613-012-01

GASOLINE RANGE ORGANICS
NWTPH-Gx
QUALITY CONTROL

Matrix: Soil
Units: mg/kg (ppm)

Analyte	Result	PQL	Method	Date Prepared	Date Analyzed	Flags
METHOD BLANK						
Laboratory ID:	MB0226S2					
Gasoline	**ND**	5.0	NWTPH-Gx	2-26-25	2-26-25	
Surrogate:	*Percent Recovery*	*Control Limits*				
Fluorobenzene	*92*	*62-134*				

Analyte	Result		Spike Level		Source Result	Percent Recovery	Recovery Limits	RPD	RPD Limit	Flags
DUPLICATE										
Laboratory ID:	02-308-03									
	ORIG	DUP								
Gasoline	**207**	**209**	NA	NA		NA	NA	1	30	
Surrogate:										
Fluorobenzene						*98* *101*	*62-134*			

This report pertains to the samples analyzed in accordance with the chain of custody, and is intended only for the use of the individual or company to whom it is addressed.

Date of Report: March 5, 2025
Samples Submitted: February 25, 2025
Laboratory Reference: 2502-311
Project: 17613-012-01

DIESEL AND HEAVY OIL RANGE ORGANICS
NWTPH-Dx
QUALITY CONTROL

Matrix: Soil
Units: mg/Kg (ppm)

Analyte	Result	PQL	Method	Date Prepared	Date Analyzed	Flags
METHOD BLANK						
Laboratory ID:	MB0226S1					
Diesel Range Organics	**ND**	25	NWTPH-Dx	2-26-25	2-26-25	
Lube Oil Range Organics	**ND**	50	NWTPH-Dx	2-26-25	2-26-25	
Surrogate:	*Percent Recovery*	*Control Limits*				
o-Terphenyl	*85*	*50-150*				
Laboratory ID:	MB0226S1					
Diesel Range Organics	**ND**	25	NWTPH-Dx	2-26-25	2-26-25	X2
Lube Oil Range Organics	**ND**	50	NWTPH-Dx	2-26-25	2-26-25	X2
Surrogate:	*Percent Recovery*	*Control Limits*				
o-Terphenyl	*88*	*50-150*				

Analyte	Result		Spike Level		Source Result	Percent Recovery		Recovery Limits	RPD	RPD Limit	Flags
DUPLICATE											
Laboratory ID:	02-161-02										
	ORIG	DUP									
Diesel Range	**ND**	**ND**	NA	NA		NA		NA	NA	40	U1,
Lube Oil	**8750**	**8130**	NA	NA		NA		NA	7	40	
Surrogate:											
o-Terphenyl						*97*	*94*	*50-150*			
Laboratory ID:	02-161-02										
	ORIG	DUP									
Diesel Range	**ND**	**ND**	NA	NA		NA		NA	NA	40	U1,X2
Lube Oil	**6190**	**5330**	NA	NA		NA		NA	15	40	X2
Surrogate:											
o-Terphenyl						*102*	*93*	*50-150*			

This report pertains to the samples analyzed in accordance with the chain of custody,
and is intended only for the use of the individual or company to whom it is addressed.

Date of Report: March 5, 2025
Samples Submitted: February 25, 2025
Laboratory Reference: 2502-311
Project: 17613-012-01

VOLATILE ORGANICS EPA 8260D
QUALITY CONTROL
page 1 of 2

Matrix: Soil
Units: mg/kg

Analyte	Result	PQL	Method	Date Prepared	Date Analyzed	Flags
METHOD BLANK						
Laboratory ID:	MB0225S1					
Dichlorodifluoromethane	ND	0.0010	EPA 8260D	2-25-25	2-25-25	
Chloromethane	ND	0.0050	EPA 8260D	2-25-25	2-25-25	
Vinyl Chloride	ND	0.0010	EPA 8260D	2-25-25	2-25-25	
Bromomethane	ND	0.0050	EPA 8260D	2-25-25	2-25-25	
Chloroethane	ND	0.0050	EPA 8260D	2-25-25	2-25-25	
Trichlorofluoromethane	ND	0.0010	EPA 8260D	2-25-25	2-25-25	
1,1-Dichloroethene	ND	0.0010	EPA 8260D	2-25-25	2-25-25	
Acetone	ND	0.010	EPA 8260D	2-25-25	2-25-25	
Iodomethane	ND	0.0080	EPA 8260D	2-25-25	2-25-25	
Carbon Disulfide	ND	0.0010	EPA 8260D	2-25-25	2-25-25	
Methylene Chloride	ND	0.0050	EPA 8260D	2-25-25	2-25-25	
(trans) 1,2-Dichloroethene	ND	0.0010	EPA 8260D	2-25-25	2-25-25	
Methyl t-Butyl Ether	ND	0.0010	EPA 8260D	2-25-25	2-25-25	
1,1-Dichloroethane	ND	0.0010	EPA 8260D	2-25-25	2-25-25	
Vinyl Acetate	ND	0.0050	EPA 8260D	2-25-25	2-25-25	
2,2-Dichloropropane	ND	0.0010	EPA 8260D	2-25-25	2-25-25	
(cis) 1,2-Dichloroethene	ND	0.0010	EPA 8260D	2-25-25	2-25-25	
2-Butanone	ND	0.0050	EPA 8260D	2-25-25	2-25-25	
Bromochloromethane	ND	0.0010	EPA 8260D	2-25-25	2-25-25	
Chloroform	ND	0.0010	EPA 8260D	2-25-25	2-25-25	
1,1,1-Trichloroethane	ND	0.0010	EPA 8260D	2-25-25	2-25-25	
Carbon Tetrachloride	ND	0.0010	EPA 8260D	2-25-25	2-25-25	
1,1-Dichloropropene	ND	0.0010	EPA 8260D	2-25-25	2-25-25	
Benzene	ND	0.0010	EPA 8260D	2-25-25	2-25-25	
1,2-Dichloroethane	ND	0.0010	EPA 8260D	2-25-25	2-25-25	
Trichloroethene	ND	0.0010	EPA 8260D	2-25-25	2-25-25	
1,2-Dichloropropane	ND	0.0010	EPA 8260D	2-25-25	2-25-25	
Dibromomethane	ND	0.0010	EPA 8260D	2-25-25	2-25-25	
Bromodichloromethane	ND	0.0010	EPA 8260D	2-25-25	2-25-25	
2-Chloroethyl Vinyl Ether	ND	0.0050	EPA 8260D	2-25-25	2-25-25	
(cis) 1,3-Dichloropropene	ND	0.0010	EPA 8260D	2-25-25	2-25-25	
Methyl Isobutyl Ketone	ND	0.0050	EPA 8260D	2-25-25	2-25-25	
Toluene	ND	0.0050	EPA 8260D	2-25-25	2-25-25	

This report pertains to the samples analyzed in accordance with the chain of custody,
and is intended only for the use of the individual or company to whom it is addressed.

Date of Report: March 5, 2025
Samples Submitted: February 25, 2025
Laboratory Reference: 2502-311
Project: 17613-012-01

VOLATILE ORGANICS EPA 8260D
QUALITY CONTROL
page 2 of 2

Analyte	Result	PQL	Method	Date Prepared	Date Analyzed	Flags
METHOD BLANK						
Laboratory ID:	MB0225S1					
(trans) 1,3-Dichloropropene	ND	0.0010	EPA 8260D	2-25-25	2-25-25	
1,1,2-Trichloroethane	ND	0.0010	EPA 8260D	2-25-25	2-25-25	
Tetrachloroethene	ND	0.0010	EPA 8260D	2-25-25	2-25-25	
1,3-Dichloropropane	ND	0.0010	EPA 8260D	2-25-25	2-25-25	
2-Hexanone	ND	0.0050	EPA 8260D	2-25-25	2-25-25	
Dibromochloromethane	ND	0.0010	EPA 8260D	2-25-25	2-25-25	
1,2-Dibromoethane	ND	0.0010	EPA 8260D	2-25-25	2-25-25	
Chlorobenzene	ND	0.0010	EPA 8260D	2-25-25	2-25-25	
1,1,1,2-Tetrachloroethane	ND	0.0010	EPA 8260D	2-25-25	2-25-25	
Ethylbenzene	ND	0.0010	EPA 8260D	2-25-25	2-25-25	
m,p-Xylene	ND	0.0020	EPA 8260D	2-25-25	2-25-25	
o-Xylene	ND	0.0010	EPA 8260D	2-25-25	2-25-25	
Styrene	ND	0.0010	EPA 8260D	2-25-25	2-25-25	
Bromoform	ND	0.0050	EPA 8260D	2-25-25	2-25-25	
Isopropylbenzene	ND	0.0010	EPA 8260D	2-25-25	2-25-25	
Bromobenzene	ND	0.0010	EPA 8260D	2-25-25	2-25-25	
1,1,2,2-Tetrachloroethane	ND	0.0010	EPA 8260D	2-25-25	2-25-25	
1,2,3-Trichloropropane	ND	0.0010	EPA 8260D	2-25-25	2-25-25	
n-Propylbenzene	ND	0.0010	EPA 8260D	2-25-25	2-25-25	
2-Chlorotoluene	ND	0.0010	EPA 8260D	2-25-25	2-25-25	
4-Chlorotoluene	ND	0.0010	EPA 8260D	2-25-25	2-25-25	
1,3,5-Trimethylbenzene	ND	0.0010	EPA 8260D	2-25-25	2-25-25	
tert-Butylbenzene	ND	0.0010	EPA 8260D	2-25-25	2-25-25	
1,2,4-Trimethylbenzene	ND	0.0010	EPA 8260D	2-25-25	2-25-25	
sec-Butylbenzene	ND	0.0010	EPA 8260D	2-25-25	2-25-25	
1,3-Dichlorobenzene	ND	0.0010	EPA 8260D	2-25-25	2-25-25	
p-Isopropyltoluene	ND	0.0010	EPA 8260D	2-25-25	2-25-25	
1,4-Dichlorobenzene	ND	0.0010	EPA 8260D	2-25-25	2-25-25	
1,2-Dichlorobenzene	ND	0.0010	EPA 8260D	2-25-25	2-25-25	
n-Butylbenzene	ND	0.0010	EPA 8260D	2-25-25	2-25-25	
1,2-Dibromo-3-chloropropane	ND	0.0050	EPA 8260D	2-25-25	2-25-25	
1,2,4-Trichlorobenzene	ND	0.0010	EPA 8260D	2-25-25	2-25-25	
Hexachlorobutadiene	ND	0.0050	EPA 8260D	2-25-25	2-25-25	
Naphthalene	ND	0.0050	EPA 8260D	2-25-25	2-25-25	
1,2,3-Trichlorobenzene	ND	0.0010	EPA 8260D	2-25-25	2-25-25	
Surrogate:	*Percent Recovery*	*Control Limits*				
Dibromofluoromethane	*95*	*69-124*				
Toluene-d8	*98*	*80-118*				
4-Bromofluorobenzene	*101*	*75-123*				

This report pertains to the samples analyzed in accordance with the chain of custody, and is intended only for the use of the individual or company to whom it is addressed.

Date of Report: March 5, 2025
Samples Submitted: February 25, 2025
Laboratory Reference: 2502-311
Project: 17613-012-01

VOLATILE ORGANICS EPA 8260D
QUALITY CONTROL
page 1 of 2

Matrix: Soil
Units: mg/kg

Analyte	Result		Spike Level		Percent Recovery		Recovery Limits	RPD	RPD Limit	Flags
SPIKE BLANKS										
Laboratory ID:	SB0225S1									
	SB	SBD	SB	SBD	SB	SBD				
Dichlorodifluoromethane	**0.0466**	**0.0439**	0.0500	0.0500	93	88	24-162	6	24	
Chloromethane	**0.0508**	**0.0485**	0.0500	0.0500	102	97	41-143	5	22	
Vinyl Chloride	**0.0517**	**0.0487**	0.0500	0.0500	103	97	52-141	6	20	
Bromomethane	**0.0559**	**0.0514**	0.0500	0.0500	112	103	37-145	8	23	
Chloroethane	**0.0510**	**0.0488**	0.0500	0.0500	102	98	54-148	4	19	
Trichlorofluoromethane	**0.0509**	**0.0483**	0.0500	0.0500	102	97	65-142	5	18	
1,1-Dichloroethene	**0.0514**	**0.0492**	0.0500	0.0500	103	98	74-133	4	16	
Acetone	**0.0505**	**0.0468**	0.0500	0.0500	101	94	50-159	8	38	
Iodomethane	**0.0311**	**0.0284**	0.0500	0.0500	62	57	36-133	9	31	
Carbon Disulfide	**0.0421**	**0.0345**	0.0500	0.0500	84	69	37-138	20	27	
Methylene Chloride	**0.0493**	**0.0482**	0.0500	0.0500	99	96	60-135	2	23	
(trans) 1,2-Dichloroethene	**0.0503**	**0.0485**	0.0500	0.0500	101	97	74-131	4	15	
Methyl t-Butyl Ether	**0.0487**	**0.0492**	0.0500	0.0500	97	98	76-129	1	15	
1,1-Dichloroethane	**0.0492**	**0.0484**	0.0500	0.0500	98	97	74-130	2	15	
Vinyl Acetate	**0.0515**	**0.0505**	0.0500	0.0500	103	101	58-146	2	21	
2,2-Dichloropropane	**0.0550**	**0.0528**	0.0500	0.0500	110	106	74-137	4	16	
(cis) 1,2-Dichloroethene	**0.0504**	**0.0495**	0.0500	0.0500	101	99	71-136	2	15	
2-Butanone	**0.0523**	**0.0484**	0.0500	0.0500	105	97	58-144	8	32	
Bromochloromethane	**0.0496**	**0.0495**	0.0500	0.0500	99	99	78-128	0	15	
Chloroform	**0.0486**	**0.0484**	0.0500	0.0500	97	97	75-128	0	15	
1,1,1-Trichloroethane	**0.0516**	**0.0493**	0.0500	0.0500	103	99	73-129	5	15	
Carbon Tetrachloride	**0.0515**	**0.0494**	0.0500	0.0500	103	99	69-134	4	15	
1,1-Dichloropropene	**0.0509**	**0.0490**	0.0500	0.0500	102	98	73-127	4	15	
Benzene	**0.0470**	**0.0455**	0.0500	0.0500	94	91	75-126	3	15	
1,2-Dichloroethane	**0.0502**	**0.0519**	0.0500	0.0500	100	104	70-133	3	15	
Trichloroethene	**0.0528**	**0.0525**	0.0500	0.0500	106	105	80-130	1	15	
1,2-Dichloropropane	**0.0487**	**0.0491**	0.0500	0.0500	97	98	78-131	1	16	
Dibromomethane	**0.0508**	**0.0518**	0.0500	0.0500	102	104	72-136	2	28	
Bromodichloromethane	**0.0508**	**0.0524**	0.0500	0.0500	102	105	80-129	3	15	
(cis) 1,3-Dichloropropene	**0.0518**	**0.0522**	0.0500	0.0500	104	104	80-132	1	17	
Methyl Isobutyl Ketone	**0.0530**	**0.0518**	0.0500	0.0500	106	104	62-146	2	22	
Toluene	**0.0509**	**0.0503**	0.0500	0.0500	102	101	78-124	1	17	
(trans) 1,3-Dichloropropene	**0.0536**	**0.0543**	0.0500	0.0500	107	109	80-130	1	15	

This report pertains to the samples analyzed in accordance with the chain of custody,
and is intended only for the use of the individual or company to whom it is addressed.

Date of Report: March 5, 2025
Samples Submitted: February 25, 2025
Laboratory Reference: 2502-311
Project: 17613-012-01

VOLATILE ORGANICS EPA 8260D
QUALITY CONTROL
page 2 of 2

Analyte	Result		Spike Level		Percent Recovery		Recovery Limits	RPD	RPD Limit	Flags
SPIKE BLANKS										
Laboratory ID:	SB0225S1									
	SB	SBD	SB	SBD	SB	SBD				
1,1,2-Trichloroethane	**0.0485**	**0.0493**	0.0500	0.0500	97	99	80-123	2	15	
Tetrachloroethene	**0.0542**	**0.0537**	0.0500	0.0500	108	107	80-130	1	15	
1,3-Dichloropropane	**0.0502**	**0.0505**	0.0500	0.0500	100	101	80-122	1	15	
2-Hexanone	**0.0543**	**0.0522**	0.0500	0.0500	109	104	61-143	4	30	
Dibromochloromethane	**0.0516**	**0.0527**	0.0500	0.0500	103	105	80-129	2	15	
1,2-Dibromoethane	**0.0512**	**0.0517**	0.0500	0.0500	102	103	80-125	1	15	
Chlorobenzene	**0.0506**	**0.0508**	0.0500	0.0500	101	102	80-119	0	15	
1,1,1,2-Tetrachloroethane	**0.0524**	**0.0526**	0.0500	0.0500	105	105	80-124	0	15	
Ethylbenzene	**0.0521**	**0.0516**	0.0500	0.0500	104	103	80-120	1	15	
m,p-Xylene	**0.105**	**0.104**	0.100	0.100	105	104	80-121	1	15	
o-Xylene	**0.0523**	**0.0521**	0.0500	0.0500	105	104	80-120	0	15	
Styrene	**0.0528**	**0.0527**	0.0500	0.0500	106	105	80-130	0	15	
Bromoform	**0.0519**	**0.0520**	0.0500	0.0500	104	104	79-132	0	15	
Isopropylbenzene	**0.0551**	**0.0544**	0.0500	0.0500	110	109	80-126	1	15	
Bromobenzene	**0.0521**	**0.0519**	0.0500	0.0500	104	104	80-124	0	15	
1,1,2,2-Tetrachloroethane	**0.0508**	**0.0507**	0.0500	0.0500	102	101	75-128	0	19	
1,2,3-Trichloropropane	**0.0510**	**0.0504**	0.0500	0.0500	102	101	74-128	1	19	
n-Propylbenzene	**0.0538**	**0.0531**	0.0500	0.0500	108	106	80-128	1	16	
2-Chlorotoluene	**0.0534**	**0.0531**	0.0500	0.0500	107	106	80-126	1	15	
4-Chlorotoluene	**0.0540**	**0.0541**	0.0500	0.0500	108	108	80-129	0	15	
1,3,5-Trimethylbenzene	**0.0545**	**0.0545**	0.0500	0.0500	109	109	80-129	0	15	
tert-Butylbenzene	**0.0535**	**0.0524**	0.0500	0.0500	107	105	80-129	2	15	
1,2,4-Trimethylbenzene	**0.0531**	**0.0529**	0.0500	0.0500	106	106	80-127	0	15	
sec-Butylbenzene	**0.0557**	**0.0549**	0.0500	0.0500	111	110	77-134	1	16	
1,3-Dichlorobenzene	**0.0536**	**0.0542**	0.0500	0.0500	107	108	80-125	1	15	
p-Isopropyltoluene	**0.0555**	**0.0550**	0.0500	0.0500	111	110	80-133	1	15	
1,4-Dichlorobenzene	**0.0534**	**0.0544**	0.0500	0.0500	107	109	78-127	2	15	
1,2-Dichlorobenzene	**0.0526**	**0.0533**	0.0500	0.0500	105	107	79-127	1	15	
n-Butylbenzene	**0.0570**	**0.0563**	0.0500	0.0500	114	113	80-136	1	17	
1,2-Dibromo-3-chloropropane	**0.0530**	**0.0519**	0.0500	0.0500	106	104	68-143	2	26	
1,2,4-Trichlorobenzene	**0.0556**	**0.0570**	0.0500	0.0500	111	114	77-142	2	19	
Hexachlorobutadiene	**0.0584**	**0.0578**	0.0500	0.0500	117	116	73-135	1	19	
Naphthalene	**0.0551**	**0.0551**	0.0500	0.0500	110	110	72-142	0	21	
1,2,3-Trichlorobenzene	**0.0552**	**0.0569**	0.0500	0.0500	110	114	77-139	3	19	
Surrogate:										
Dibromofluoromethane					*98*	*95*	*69-124*			
Toluene-d8					*102*	*101*	*80-118*			
4-Bromofluorobenzene					*108*	*106*	*75-123*			

This report pertains to the samples analyzed in accordance with the chain of custody, and is intended only for the use of the individual or company to whom it is addressed.

Date of Report: March 5, 2025
Samples Submitted: February 25, 2025
Laboratory Reference: 2502-311
Project: 17613-012-01

PAHs EPA 8270E/SIM
QUALITY CONTROL

Matrix: Soil
Units: mg/Kg

Analyte	Result	PQL	Method	Date Prepared	Date Analyzed	Flags
METHOD BLANK						
Laboratory ID:	MB0226S2					
Naphthalene	**ND**	0.0067	EPA 8270E/SIM	2-26-25	2-26-25	
2-Methylnaphthalene	**ND**	0.0067	EPA 8270E/SIM	2-26-25	2-26-25	
1-Methylnaphthalene	**ND**	0.0067	EPA 8270E/SIM	2-26-25	2-26-25	
Acenaphthylene	**ND**	0.0067	EPA 8270E/SIM	2-26-25	2-26-25	
Acenaphthene	**ND**	0.0067	EPA 8270E/SIM	2-26-25	2-26-25	
Fluorene	**ND**	0.0067	EPA 8270E/SIM	2-26-25	2-26-25	
Phenanthrene	**ND**	0.0067	EPA 8270E/SIM	2-26-25	2-26-25	
Anthracene	**ND**	0.0067	EPA 8270E/SIM	2-26-25	2-26-25	
Fluoranthene	**ND**	0.0067	EPA 8270E/SIM	2-26-25	2-26-25	
Pyrene	**ND**	0.0067	EPA 8270E/SIM	2-26-25	2-26-25	
Benzo[a]anthracene	**ND**	0.0067	EPA 8270E/SIM	2-26-25	2-26-25	
Chrysene	**ND**	0.0067	EPA 8270E/SIM	2-26-25	2-26-25	
Benzo[b]fluoranthene	**ND**	0.0067	EPA 8270E/SIM	2-26-25	2-26-25	
Benzo(j,k)fluoranthene	**ND**	0.0067	EPA 8270E/SIM	2-26-25	2-26-25	
Benzo[a]pyrene	**ND**	0.0067	EPA 8270E/SIM	2-26-25	2-26-25	
Indeno(1,2,3-c,d)pyrene	**ND**	0.0067	EPA 8270E/SIM	2-26-25	2-26-25	
Dibenz[a,h]anthracene	**ND**	0.0067	EPA 8270E/SIM	2-26-25	2-26-25	
Benzo[g,h,i]perylene	**ND**	0.0067	EPA 8270E/SIM	2-26-25	2-26-25	
Surrogate:	*Percent Recovery*	*Control Limits*				
2-Fluorobiphenyl	*95*	*47-112*				
Pyrene-d10	*94*	*48-129*				
Terphenyl-d14	*91*	*51-114*				

This report pertains to the samples analyzed in accordance with the chain of custody, and is intended only for the use of the individual or company to whom it is addressed.

Date of Report: March 5, 2025
Samples Submitted: February 25, 2025
Laboratory Reference: 2502-311
Project: 17613-012-01

PAHs EPA 8270E/SIM
QUALITY CONTROL

Matrix: Soil
Units: mg/Kg

Analyte	Result		Spike Level		Source Result	Percent Recovery		Recovery Limits	RPD	RPD Limit	Flags
MATRIX SPIKES											
Laboratory ID:	02-311-01										
	MS	MSD	MS	MSD		MS	MSD				
Naphthalene	**0.0698**	**0.0707**	0.0833	0.0833	ND	84	85	58-121	1	22	
Acenaphthylene	**0.0797**	**0.0786**	0.0833	0.0833	ND	96	94	62-124	1	20	
Acenaphthene	**0.0766**	**0.0756**	0.0833	0.0833	ND	92	91	59-125	1	25	
Fluorene	**0.0743**	**0.0723**	0.0833	0.0833	ND	89	87	57-138	3	36	
Phenanthrene	**0.0755**	**0.0736**	0.0833	0.0833	ND	91	88	57-131	3	47	
Anthracene	**0.0766**	**0.0743**	0.0833	0.0833	ND	92	89	61-127	3	27	
Fluoranthene	**0.0757**	**0.0726**	0.0833	0.0833	ND	91	87	56-133	4	28	
Pyrene	**0.0742**	**0.0726**	0.0833	0.0833	ND	89	87	49-135	2	39	
Benzo[a]anthracene	**0.0703**	**0.0680**	0.0833	0.0833	ND	84	82	48-137	3	33	
Chrysene	**0.0747**	**0.0719**	0.0833	0.0833	ND	90	86	62-128	4	26	
Benzo[b]fluoranthene	**0.0786**	**0.0712**	0.0833	0.0833	ND	94	85	49-142	10	38	
Benzo(j,k)fluoranthene	**0.0736**	**0.0761**	0.0833	0.0833	ND	88	91	58-136	3	34	
Benzo[a]pyrene	**0.0771**	**0.0745**	0.0833	0.0833	ND	93	89	60-130	3	31	
Indeno(1,2,3-c,d)pyrene	**0.0766**	**0.0746**	0.0833	0.0833	ND	92	90	49-137	3	34	
Dibenz[a,h]anthracene	**0.0772**	**0.0739**	0.0833	0.0833	ND	93	89	64-124	4	23	
Benzo[g,h,i]perylene	**0.0759**	**0.0735**	0.0833	0.0833	ND	91	88	59-129	3	34	
Surrogate:											
2-Fluorobiphenyl						*95*	*97*	*47-112*			
Pyrene-d10						*91*	*90*	*48-129*			
Terphenyl-d14						*92*	*89*	*51-114*			

This report pertains to the samples analyzed in accordance with the chain of custody, and is intended only for the use of the individual or company to whom it is addressed.

Date of Report: March 5, 2025
Samples Submitted: February 25, 2025
Laboratory Reference: 2502-311
Project: 17613-012-01

TOTAL METALS
EPA 6010D/7471B
QUALITY CONTROL

Matrix: Soil
Units: mg/Kg (ppm)

Analyte	Result	PQL	Method	Date Prepared	Date Analyzed	Flags
METHOD BLANK						
Laboratory ID:	MB0228SM1					
Arsenic	**ND**	10	EPA 6010D	2-28-25	3-4-25	
Barium	**ND**	2.5	EPA 6010D	2-28-25	3-4-25	
Cadmium	**ND**	0.50	EPA 6010D	2-28-25	3-4-25	
Chromium	**ND**	0.50	EPA 6010D	2-28-25	3-4-25	
Lead	**ND**	5.0	EPA 6010D	2-28-25	3-4-25	
Selenium	**ND**	10	EPA 6010D	2-28-25	3-4-25	
Silver	**ND**	1.0	EPA 6010D	2-28-25	3-4-25	
Laboratory ID:	MB0304S1					
Mercury	**ND**	0.25	EPA 7471B	3-4-25	3-4-25	

Analyte	Result		Spike Level		Source Result	Percent Recovery		Recovery Limits	RPD	RPD Limit	Flags
DUPLICATE											
Laboratory ID:	02-311-01										
	ORIG	DUP									
Arsenic	**ND**	**ND**	NA	NA		NA		NA	NA	20	
Barium	**60.5**	**57.5**	NA	NA		NA		NA	5	20	
Cadmium	**ND**	**ND**	NA	NA		NA		NA	NA	20	
Chromium	**31.0**	**25.3**	NA	NA		NA		NA	20	20	
Lead	**ND**	**ND**	NA	NA		NA		NA	NA	20	
Selenium	**ND**	**ND**	NA	NA		NA		NA	NA	20	
Silver	**ND**	**ND**	NA	NA		NA		NA	NA	20	
Laboratory ID:	02-311-01										
Mercury	**ND**	**ND**	NA	NA		NA		NA	NA	20	
MATRIX SPIKES											
Laboratory ID:	02-311-01										
	MS	MSD	MS	MSD		MS	MSD				
Arsenic	**91.1**	**91.1**	100	100	ND	**91**	**91**	75-125	0	20	
Barium	**154**	**134**	100	100	60.5	**94**	**73**	75-125	14	20	V
Cadmium	**47.6**	**48.7**	50.0	50.0	ND	**95**	**97**	75-125	2	20	
Chromium	**123**	**115**	100	100	31.0	**92**	**84**	75-125	7	20	
Lead	**250**	**260**	250	250	ND	**100**	**104**	75-125	4	20	
Selenium	**87.9**	**91.9**	100	100	ND	**88**	**92**	75-125	4	20	
Silver	**23.7**	**24.6**	25.0	25.0	ND	**95**	**98**	75-125	3	20	
Laboratory ID:	02-311-01										
Mercury	**0.545**	**0.546**	0.500	0.500	0.0319	**103**	**103**	80-120	0	20	

This report pertains to the samples analyzed in accordance with the chain of custody, and is intended only for the use of the individual or company to whom it is addressed.

Date of Report: March 5, 2025
Samples Submitted: February 25, 2025
Laboratory Reference: 2502-311
Project: 17613-012-01

% MOISTURE

Client ID	Lab ID	% Moisture	Date Analyzed
RI-DP5-1.0	02-311-01	**14**	2-26-25
RI-DP5-3.0	02-311-02	**12**	2-26-25
RI-DP5-9.5	02-311-03	**23**	2-26-25
RI-MW2-6.0	02-311-04	**27**	2-26-25
RI-MW2-10.5	02-311-05	**28**	2-26-25
RI-MW2-15.5	02-311-06	**26**	2-26-25

This report pertains to the samples analyzed in accordance with the chain of custody,
and is intended only for the use of the individual or company to whom it is addressed.

OnSite Environmental Inc.

Data Qualifiers and Abbreviations

A - Due to a high sample concentration, the amount spiked is insufficient for meaningful MS/MSD recovery data.

B - The analyte indicated was also found in the blank sample.

C - The duplicate RPD is outside control limits due to high result variability when analyte concentrations are within five times the quantitation limit.

E - The value reported exceeds the quantitation range and is an estimate.

F - Surrogate recovery data is not available due to the high concentration of coeluting target compounds.

H - The analyte indicated is a common laboratory solvent and may have been introduced during sample preparation, and be impacting the sample result.

I - Compound recovery is outside of the control limits.

J - The value reported was below the practical quantitation limit. The value is an estimate.

K - Sample duplicate RPD is outside control limits due to sample inhomogeneity. The sample was re-extracted and re-analyzed with similar results.

L - The RPD is outside of the control limits.

M - Hydrocarbons in the gasoline range are impacting the diesel range result.

M1 - Hydrocarbons in the gasoline range (toluene-naphthalene) are present in the sample.

N - Hydrocarbons in the lube oil range are impacting the diesel range result.

N1 - Hydrocarbons in diesel range are impacting lube oil range results.

O - Hydrocarbons indicative of heavier fuels are present in the sample and are impacting the gasoline result.

P - The RPD of the detected concentrations between the two columns is greater than 40.

Q - Surrogate recovery is outside of the control limits.

S - Surrogate recovery data is not available due to the necessary dilution of the sample.

T - The sample chromatogram is not similar to a typical _____.

U - The analyte was analyzed for, but was not detected above the reported sample quantitation limit.

U1 - The practical quantitation limit is elevated due to interferences present in the sample.

V - Matrix Spike/Matrix Spike Duplicate recoveries are outside control limits due to matrix effects.

W - Matrix Spike/Matrix Spike Duplicate RPD are outside control limits due to matrix effects.

X - Sample extract treated with a mercury cleanup procedure.

X1 - Sample extract treated with a sulfuric acid/silica gel cleanup procedure.

X2 - Sample extract treated with a silica gel cleanup procedure.

Y - The calibration verification for this analyte exceeded the 20% drift specified in methods 8260 & 8270, and therefore the reported result should be considered an estimate. The overall performance of the calibration verification standard met the acceptance criteria of the method.

Y1 - Negative effects of the matrix from this sample on the instrument caused values for this analyte in the bracketing continuing calibration verification standard (CCVs) to be outside of 20% acceptance criteria. Because of this, quantitation limits and sample concentrations should be considered estimates.

Z -

ND - Not Detected at PQL
PQL - Practical Quantitation Limit
RPD - Relative Percent Difference

This report pertains to the samples analyzed in accordance with the chain of custody, and is intended only for the use of the individual or company to whom it is addressed.

Chain of Custody

Page 1 of 1

OnSite Environmental Inc.
Analytical Laboratory Testing Services
14648 NE 95th Street • Redmond, WA 98052
Phone: (425) 883-3881 • www.onsite-env.com

Company: GeoEngineers Inc
Project Number: 17613-012-01
Project Name: Mercy Housg - Mt Peter St. Dev.
Project Manager: Jacob Letts
Sampled by: Meredith Bush

Turnaround Request (in working days)
(Check One)
☐ Same Day ☐ 1 Day
☐ 2 Days ☐ 3 Days
☒ Standard (7 Days)
☐ _____ (other)

Laboratory Number: 02-311

Lab ID	Sample Identification	Date Sampled	Time Sampled	Matrix	Number of Containers	NWTPH-HCID	NWTPH-Gx/BTEX (8021☐ 8260☐)	NWTPH-Gx	NWTPH-Dx (SG Clean-up☐) w/ and w/o SG C	Volatiles 8260	Halogenated Volatiles 8260	EDB EPA 8011 (Waters Only)	Semivolatiles 8270/SIM (with low-level PAHs)	PAHs 8270/SIM (low-level)	PCBs 8082	Organochlorine Pesticides 8081	Organophosphorus Pesticides 8270/SIM	Chlorinated Acid Herbicides 8151	Total RCRA Metals	Total MTCA Metals	TCLP Metals	HEM (oil and grease) 1664	% Moisture
1	RI-DPS-1.0	2/24/25	1038 DB	S	5			X	X	X				X					X				X
2	RI-DPS-3.0	↓	~~1030~~ 1640 DB	↓	4 4 DB			↓		↓				~~X~~	NO DB			~~X~~	NO DB				X
3	RI-DPS-9.5	↓	~~1040~~ 1650 DB	↓	5			↓	X	↓				~~X~~	YES			X	YES				X
4	RI-MW2-6.0	2-24-25	1110	S	5			X	X	X				X					X				X
5	RI-MW2-10.5	↓	1120	↓	1			↓	↓	↓				↓					↓				X
6	RI-MW2-15.5	↓	1130	↓	↓			↓	↓	↓				↓					↓				X
	N/A																						

	Signature	Company	Date	Time
Relinquished		GEI	2/25/25	0945
Received		OSE	2/25/25	0945
Relinquished				
Received				
Relinquished				
Received				
Reviewed/Date		Reviewed/Date		

Comments/Special Instructions
RI-DPS-3.0 has 4 VOA, NO 4oz jar

Data Package: Standard ☐ Level III ☐ Level IV ☐
Chromatograms with final report ☐ Electronic Data Deliverables (EDDs) ☐

OnSite Environmental Inc.
14648 NE 95th Street, Redmond, WA 98052 • (425) 883-3881

December 24, 2025

Jacob Letts
GeoEngineers, Inc.
1101 Fawcett Avenue South, Suite 200
Tacoma, WA 98402

Re: Analytical Data for Project 17613-012-01 T400
Laboratory Reference No. 2512-159B

Dear Jacob:

Enclosed are the analytical results and associated quality control data for samples submitted on December 12, 2025.

The standard policy of OnSite Environmental, Inc. is to store your samples for 30 days from the date of receipt. If you require longer storage, please contact the laboratory.

We appreciate the opportunity to be of service to you on this project. If you have any questions concerning the data, or need additional information, please feel free to call me.

Sincerely,

David Baumeister
Project Manager

Enclosures

This report pertains to the samples analyzed in accordance with the chain of custody,
and is intended only for the use of the individual or company to whom it is addressed.

Date of Report: December 24, 2025
Samples Submitted: December 12, 2025
Laboratory Reference: 2512-159B
Project: 17613-012-01 T400

Case Narrative

Samples were collected on December 11, 2025 and received by the laboratory on December 12, 2025. They were maintained at the laboratory at a temperature of 2°C to 6°C.

Please note that any and all soil sample results are reported on a dry-weight basis, unless otherwise noted below. However the soil results for the QA/QC samples are reported on a wet-weight basis.

General QA/QC issues associated with the analytical data enclosed in this laboratory report will be indicated with a reference to a comment or explanation on the Data Qualifier page. More complex and involved QA/QC issues will be discussed in detail below.

This report pertains to the samples analyzed in accordance with the chain of custody, and is intended only for the use of the individual or company to whom it is addressed.

Date of Report: December 24, 2025
Samples Submitted: December 12, 2025
Laboratory Reference: 2512-159B
Project: 17613-012-01 T400

ANALYTICAL REPORT FOR SAMPLES

Client ID	Laboratory ID	Matrix	Date Sampled	Date Received	Notes
RI-DP8-13.5	12-159-04	Soil	12-11-25	12-12-25	

This report pertains to the samples analyzed in accordance with the chain of custody,
and is intended only for the use of the individual or company to whom it is addressed.

Date of Report: December 24, 2025
Samples Submitted: December 12, 2025
Laboratory Reference: 2512-159B
Project: 17613-012-01 T400

TOTAL LEAD
EPA 6010D

Matrix: Soil
Units: mg/Kg (ppm)

Analyte	Result	PQL	Method	Date Prepared	Date Analyzed	Flags
Client ID:	**RI-DP8-13.5**					
Laboratory ID:	12-159-04					
Lead	**ND**	7.1	EPA 6010D	12-23-25	12-23-25	

This report pertains to the samples analyzed in accordance with the chain of custody,
and is intended only for the use of the individual or company to whom it is addressed.

Date of Report: December 24, 2025
Samples Submitted: December 12, 2025
Laboratory Reference: 2512-159B
Project: 17613-012-01 T400

TOTAL LEAD
EPA 6010D
QUALITY CONTROL

Matrix: Soil
Units: mg/Kg (ppm)

Analyte	Result	PQL	Method	Date Prepared	Date Analyzed	Flags
METHOD BLANK						
Laboratory ID:	MB1223SM2					
Lead	**ND**	5.0	EPA 6010D	12-23-25	12-23-25	

Analyte	Result		Spike Level		Source Result	Percent Recovery		Recovery Limits	RPD	RPD Limit	Flags
DUPLICATE											
Laboratory ID:	12-159-04										
	ORIG	DUP									
Lead	**ND**	**ND**	NA	NA		NA		NA	NA	20	
MATRIX SPIKES											
Laboratory ID:	12-159-04										
	MS	MSD	MS	MSD		MS	MSD				
Lead	**262**	**265**	250	250	ND	**105**	**106**	75-125	1	20	
SPIKE BLANK											
Laboratory ID:	SB1223SM2										
Lead	**279**		250		N/A	**112**		80-120			

This report pertains to the samples analyzed in accordance with the chain of custody, and is intended only for the use of the individual or company to whom it is addressed.

Date of Report: December 24, 2025
Samples Submitted: December 12, 2025
Laboratory Reference: 2512-159B
Project: 17613-012-01 T400

% MOISTURE

Client ID	Lab ID	% Moisture	Date Analyzed
RI-DP8-13.5	12-159-04	**30**	12-23-25

This report pertains to the samples analyzed in accordance with the chain of custody, and is intended only for the use of the individual or company to whom it is addressed.

OnSite Environmental Inc.

Data Qualifiers and Abbreviations

A - Due to a high sample concentration, the amount spiked is insufficient for meaningful MS/MSD recovery data.

B - The analyte indicated was also found in the blank sample.

C - The duplicate RPD is outside control limits due to high result variability when analyte concentrations are within five times the quantitation limit.

E - The value reported exceeds the quantitation range and is an estimate.

F - Surrogate recovery data is not available due to the high concentration of coeluting target compounds.

H - The analyte indicated is a common laboratory solvent and may have been introduced during sample preparation, and be impacting the sample result.

I - Compound recovery is outside of the control limits.

J - The value reported was below the practical quantitation limit. The value is an estimate.

K - Sample duplicate RPD is outside control limits due to sample inhomogeneity. The sample was re-extracted and re-analyzed with similar results.

L - The RPD is outside of the control limits.

M - Hydrocarbons in the gasoline range are impacting the diesel range result.

M1 - Hydrocarbons in the gasoline range (toluene-naphthalene) are present in the sample.

N - Hydrocarbons in the lube oil range are impacting the diesel range result.

N1 - Hydrocarbons in diesel range are impacting lube oil range results.

O - Hydrocarbons indicative of heavier fuels are present in the sample and are impacting the gasoline result.

P - The RPD of the detected concentrations between the two columns is greater than 40.

Q - Surrogate recovery is outside of the control limits.

S - Surrogate recovery data is not available due to the necessary dilution of the sample.

T - The sample chromatogram is not similar to a typical _____.

U - The analyte was analyzed for, but was not detected above the reported sample quantitation limit.

U1 - The practical quantitation limit is elevated due to interferences present in the sample.

V - Matrix Spike/Matrix Spike Duplicate recoveries are outside control limits due to matrix effects.

W - Matrix Spike/Matrix Spike Duplicate RPD are outside control limits due to matrix effects.

X - Sample extract treated with a mercury cleanup procedure.

X1 - Sample extract treated with a sulfuric acid/silica gel cleanup procedure.

X2 - Sample extract treated with a silica gel cleanup procedure.

Y - The calibration verification for this analyte exceeded the 20% drift specified in methods 8260 & 8270, and therefore the reported result should be considered an estimate. The overall performance of the calibration verification standard met the acceptance criteria of the method.

Y1 - Negative effects of the matrix from this sample on the instrument caused values for this analyte in the bracketing continuing calibration verification standard (CCVs) to be outside of 20% acceptance criteria. Because of this, quantitation limits and sample concentrations should be considered estimates.

Z -

ND - Not Detected at PQL
PQL - Practical Quantitation Limit
RPD - Relative Percent Difference

This report pertains to the samples analyzed in accordance with the chain of custody, and is intended only for the use of the individual or company to whom it is addressed.

Chain of Custody

OnSite Environmental Inc.
Analytical Laboratory Testing Services
14648 NE 95th Street • Redmond, WA 98052
Phone: (425) 883-3881 • www.onsite-env.com

Company: GeoEngineers Inc.
Project Number: 17613-012-01 Task 400
Project Name: Mercy Housing - Mt Baker Triad
Project Manager: Jacob Letts
Sampled by: Max Henry Nelson Meredith Rich

Turnaround Request (in working days)
(Check One)
☐ Same Day ☐ 1 Day
☐ 2 Days ☐ 3 Days
☒ Standard (7 Days)
☐ _____ (other)

Laboratory Number: 12-159

Lab ID	Sample Identification	Date Sampled	Time Sampled	Matrix	Number of Containers	NWTPH-HCID	NWTPH-Gx/BTEX (8021☐ 8260☐)	NWTPH-Gx	NWTPH-Dx (SG Clean-up ☐) w/acid silica gel SGC	Volatiles 8260	Halogenated Volatiles 8260	EDB EPA 8011 (Waters Only)	Semivolatiles 8270/SIM (with low-level PAHs)	PAHs 8270/SIM (low-level)	PCBs 8082	Organochlorine Pesticides 8081	Organophosphorus Pesticides 8270/SIM	Chlorinated Acid Herbicides 8151	Total RCRA Metals	Total MTCA Metals	TCLP Metals	HEM (oil and grease) 1664	Lead by FPA 6000/7000	Hold			% Moisture
1	RI-DP6-10.5	12/11/25	1120	S	4				X														X				10
2	RI-DP7-10.5		1157		5				X														X				
3	RI-DP8-10.5		1342						X														X	~~X~~ HB			
4	RI-DP8-13.5		1347																				⊗	~~X~~			⊗
5	RI-DP9-10.5		1218						X														X				10
6	RI-DP10-12.0		1300						X														X				
7	RI-DP10-13.5		1310																					X			
8	RI-DP10-15.0		1320																					X			
9	RI-DP11-11.0		1011		6				X					X													10
10	RI-DP12-13.0		1034		5																			X			

	Signature	Company	Date	Time
Relinquished	[signature] Van	GEI	12/12/25	0900
Received	Van	Spdy	12/12/25	0900
Relinquished	Van	Spdy	12/12/25	1037
Received	[signature]	[signature]	12/12/25	1031
Relinquished				
Received				
Reviewed/Date		Reviewed/Date		

Comments/Special Instructions
⊗ Added 12/23/25. DB (2 day TAT)
Hold additional bottles for potential follow-up analysis

Data Package: Standard ☐ Level III ☐ Level IV ☐
Chromatograms with final report ☐ Electronic Data Deliverables (EDDs) ☐

Chain of Custody

OnSite Environmental Inc.
Analytical Laboratory Testing Services
14648 NE 95th Street • Redmond, WA 98052
Phone: (425) 883-3881 • www.onsite-env.com

Company: GeoEngineers Inc
Project Number: 17613-02-01 Task 400
Project Name: Nervy Housy-Mt Baker TOD
Project Manager: Jacob Letts
Sampled by: Max Henry Nelson / Meredith Bush

Turnaround Request (in working days)
(Check One)
☐ Same Day ☐ 1 Day
☐ 2 Days ☐ 3 Days
☒ Standard (7 Days)
☐ _____ (other)

Laboratory Number: 12-159

Lab ID	Sample Identification	Date Sampled	Time Sampled	Matrix	Number of Containers	NWTPH-HCID	NWTPH-Gx/BTEX (8021☐ 8260☐)	NWTPH-Gx	NWTPH-Dx (SG Clean-up☐) w and w/o SGC	Volatiles 8260	Halogenated Volatiles 8260	EDB EPA 8011 (Waters Only)	Semivolatiles 8270/SIM (with low-level PAHs)	PAHs 8270/SIM (low-level)	PCBs 8082	Organochlorine Pesticides 8081	Organophosphorus Pesticides 8270/SIM	Chlorinated Acid Herbicides 8151	Total RCRA Metals	Total MTCA Metals	TCLP Metals	HEM (oil and grease) 1664	Lead				% Moisture
★ 11	RI-DUP-20251211	12/11/25	0600	S	5				X														X				X

	Signature	Company	Date	Time
Relinquished		GEI	12/12/25	0900
Received	Van		12/12/25	0900
Relinquished	Van		12/12/25	1037
Received			12/12/25	1037
Relinquished				
Received				
Reviewed/Date		Reviewed/Date		

Comments/Special Instructions
★ 4oz jar, not 8oz jar

Data Package: Standard ☐ Level III ☐ Level IV ☐
Chromatograms with final report ☐ Electronic Data Deliverables (EDDs) ☐

OnSite Environmental Inc.
14648 NE 95th Street, Redmond, WA 98052 • (425) 883-3881

January 22, 2025

Jacob Letts
GeoEngineers, Inc.
1101 Fawcett Avenue South, Suite 200
Tacoma, WA 98402

Re: Analytical Data for Project 17613-012-00
Laboratory Reference No. 2501-172

Dear Jacob:

Enclosed are the analytical results and associated quality control data for samples submitted on January 17, 2025.

The standard policy of OnSite Environmental, Inc. is to store your samples for 30 days from the date of receipt. If you require longer storage, please contact the laboratory.

We appreciate the opportunity to be of service to you on this project. If you have any questions concerning the data, or need additional information, please feel free to call me.

Sincerely,

David Baumeister
Project Manager

Enclosures

This report pertains to the samples analyzed in accordance with the chain of custody,
and is intended only for the use of the individual or company to whom it is addressed.

Date of Report: January 22, 2025
Samples Submitted: January 17, 2025
Laboratory Reference: 2501-172
Project: 17613-012-00

Case Narrative

Samples were collected on January 16, 2025 and received by the laboratory on January 17, 2025. They were maintained at the laboratory at a temperature of 2°C to 6°C.

Please note that any and all soil sample results are reported on a dry-weight basis, unless otherwise noted below. However the soil results for the QA/QC samples are reported on a wet-weight basis.

General QA/QC issues associated with the analytical data enclosed in this laboratory report will be indicated with a reference to a comment or explanation on the Data Qualifier page. More complex and involved QA/QC issues will be discussed in detail below.

This report pertains to the samples analyzed in accordance with the chain of custody, and is intended only for the use of the individual or company to whom it is addressed.

Date of Report: January 22, 2025
Samples Submitted: January 17, 2025
Laboratory Reference: 2501-172
Project: 17613-012-00

ANALYTICAL REPORT FOR SAMPLES

Client ID	Laboratory ID	Matrix	Date Sampled	Date Received	Notes
GEI-1-5.0	01-172-02	Soil	01-16-25	01-17-25	

This report pertains to the samples analyzed in accordance with the chain of custody, and is intended only for the use of the individual or company to whom it is addressed.

Date of Report: January 22, 2025
Samples Submitted: January 17, 2025
Laboratory Reference: 2501-172
Project: 17613-012-00

GASOLINE RANGE ORGANICS
NWTPH-Gx

Matrix: Soil
Units: mg/kg (ppm)

Analyte	Result	PQL	Method	Date Prepared	Date Analyzed	Flags
Client ID:	**GEI-1-5.0**					
Laboratory ID:	01-172-02					
Gasoline	**10**	5.9	NWTPH-Gx	1-20-25	1-20-25	
Surrogate:	*Percent Recovery*	*Control Limits*				
Fluorobenzene	*124*	*62-134*				

This report pertains to the samples analyzed in accordance with the chain of custody,
and is intended only for the use of the individual or company to whom it is addressed.

Date of Report: January 22, 2025
Samples Submitted: January 17, 2025
Laboratory Reference: 2501-172
Project: 17613-012-00

DIESEL AND HEAVY OIL RANGE ORGANICS
NWTPH-Dx

Matrix: Soil
Units: mg/Kg (ppm)

Analyte	Result	PQL	Method	Date Prepared	Date Analyzed	Flags
Client ID:	**GEI-1-5.0**					
Laboratory ID:	01-172-02					
Diesel Range Organics	**ND**	33	NWTPH-Dx	1-21-25	1-21-25	
Lube Oil Range Organics	**ND**	65	NWTPH-Dx	1-21-25	1-21-25	
Surrogate:	*Percent Recovery*	*Control Limits*				
o-Terphenyl	*70*	*50-150*				

This report pertains to the samples analyzed in accordance with the chain of custody, and is intended only for the use of the individual or company to whom it is addressed.

Date of Report: January 22, 2025
Samples Submitted: January 17, 2025
Laboratory Reference: 2501-172
Project: 17613-012-00

GASOLINE RANGE ORGANICS
NWTPH-Gx
QUALITY CONTROL

Matrix: Soil
Units: mg/kg (ppm)

Analyte	Result	PQL	Method	Date Prepared	Date Analyzed	Flags
METHOD BLANK						
Laboratory ID:	MB0120S1					
Gasoline	**ND**	5.0	NWTPH-Gx	1-20-25	1-20-25	
Surrogate:	*Percent Recovery*	*Control Limits*				
Fluorobenzene	*100*	*62-134*				

Analyte	Result		Spike Level		Source Result	Percent Recovery		Recovery Limits	RPD	RPD Limit	Flags
DUPLICATE											
Laboratory ID:	01-174-01										
	ORIG	DUP									
Gasoline	**ND**	**ND**	NA	NA		NA		NA	NA	30	
Surrogate:											
Fluorobenzene						*118*	*118*	*62-134*			

This report pertains to the samples analyzed in accordance with the chain of custody, and is intended only for the use of the individual or company to whom it is addressed.

Date of Report: January 22, 2025
Samples Submitted: January 17, 2025
Laboratory Reference: 2501-172
Project: 17613-012-00

DIESEL AND HEAVY OIL RANGE ORGANICS
NWTPH-Dx
QUALITY CONTROL

Matrix: Soil
Units: mg/Kg (ppm)

Analyte	Result	PQL	Method	Date Prepared	Date Analyzed	Flags
METHOD BLANK						
Laboratory ID:	MB0121S1					
Diesel Range Organics	**ND**	25	NWTPH-Dx	1-21-25	1-21-25	
Lube Oil Range Organics	**ND**	50	NWTPH-Dx	1-21-25	1-21-25	
Surrogate:	*Percent Recovery*	*Control Limits*				
o-Terphenyl	*98*	*50-150*				

Analyte	Result		Spike Level		Source Result	Percent Recovery		Recovery Limits	RPD	RPD Limit	Flags
DUPLICATE											
Laboratory ID:	01-174-01										
	ORIG	DUP									
Diesel Range	**ND**	**ND**	NA	NA		NA		NA	NA	40	
Lube Oil Range	**ND**	**ND**	NA	NA		NA		NA	NA	40	
Surrogate:											
o-Terphenyl						*80*	*78*	*50-150*			

This report pertains to the samples analyzed in accordance with the chain of custody, and is intended only for the use of the individual or company to whom it is addressed.

Date of Report: January 22, 2025
Samples Submitted: January 17, 2025
Laboratory Reference: 2501-172
Project: 17613-012-00

% MOISTURE

Client ID	Lab ID	% Moisture	Date Analyzed
GEI-1-5.0	01-172-02	**23**	1-21-25

This report pertains to the samples analyzed in accordance with the chain of custody,
and is intended only for the use of the individual or company to whom it is addressed.

OnSite Environmental Inc.

Data Qualifiers and Abbreviations

A - Due to a high sample concentration, the amount spiked is insufficient for meaningful MS/MSD recovery data.

B - The analyte indicated was also found in the blank sample.

C - The duplicate RPD is outside control limits due to high result variability when analyte concentrations are within five times the quantitation limit.

E - The value reported exceeds the quantitation range and is an estimate.

F - Surrogate recovery data is not available due to the high concentration of coeluting target compounds.

H - The analyte indicated is a common laboratory solvent and may have been introduced during sample preparation, and be impacting the sample result.

I - Compound recovery is outside of the control limits.

J - The value reported was below the practical quantitation limit. The value is an estimate.

K - Sample duplicate RPD is outside control limits due to sample inhomogeneity. The sample was re-extracted and re-analyzed with similar results.

L - The RPD is outside of the control limits.

M - Hydrocarbons in the gasoline range are impacting the diesel range result.

M1 - Hydrocarbons in the gasoline range (toluene-naphthalene) are present in the sample.

N - Hydrocarbons in the lube oil range are impacting the diesel range result.

N1 - Hydrocarbons in diesel range are impacting lube oil range results.

O - Hydrocarbons indicative of heavier fuels are present in the sample and are impacting the gasoline result.

P - The RPD of the detected concentrations between the two columns is greater than 40.

Q - Surrogate recovery is outside of the control limits.

S - Surrogate recovery data is not available due to the necessary dilution of the sample.

T - The sample chromatogram is not similar to a typical _____.

U - The analyte was analyzed for, but was not detected above the reported sample quantitation limit.

U1 - The practical quantitation limit is elevated due to interferences present in the sample.

V - Matrix Spike/Matrix Spike Duplicate recoveries are outside control limits due to matrix effects.

W - Matrix Spike/Matrix Spike Duplicate RPD are outside control limits due to matrix effects.

X - Sample extract treated with a mercury cleanup procedure.

X1 - Sample extract treated with a sulfuric acid/silica gel cleanup procedure.

X2 - Sample extract treated with a silica gel cleanup procedure.

Y - The calibration verification for this analyte exceeded the 20% drift specified in methods 8260 & 8270, and therefore the reported result should be considered an estimate. The overall performance of the calibration verification standard met the acceptance criteria of the method.

Y1 - Negative effects of the matrix from this sample on the instrument caused values for this analyte in the bracketing continuing calibration verification standard (CCVs) to be outside of 20% acceptance criteria. Because of this, quantitation limits and sample concentrations should be considered estimates.

Z -

ND - Not Detected at PQL
PQL - Practical Quantitation Limit
RPD - Relative Percent Difference

This report pertains to the samples analyzed in accordance with the chain of custody, and is intended only for the use of the individual or company to whom it is addressed.

Chain of Custody

Page 1 of 1

OnSite Environmental Inc.
Analytical Laboratory Testing Services
14648 NE 95th Street • Redmond, WA 98052
Phone: (425) 883-3881 • www.onsite-env.com

Company: GeoEngineers
Project Number: 17613-012-00
Project Name: Mount Baker Station
Project Manager: Kyle Smith, Jacob Letts
Sampled by: Erick Martina Mendoza (EMM)

Turnaround Request (in working days)
(Check One)
☐ Same Day ☐ 1 Day
☐ 2 Days ☐ 3 Days
☒ Standard (7 Days)
☐ _____ (other)

Laboratory Number: 01-172

Lab ID	Sample Identification	Date Sampled	Time Sampled	Matrix	Number of Containers	NWTPH-HCID	NWTPH-Gx/BTEX (8021☐ 8260☐)	NWTPH-Gx	NWTPH-Dx (SG Clean-up☐)	Volatiles 8260	Halogenated Volatiles 8260	EDB EPA 8011 (Waters Only)	Semivolatiles 8270/SIM (with low-level PAHs)	PAHs 8270/SIM (low-level)	PCBs 8082	Organochlorine Pesticides 8081	Organophosphorus Pesticides 8270/SIM	Chlorinated Acid Herbicides 8151	Total RCRA Metals	Total MTCA Metals	TCLP Metals	HEM (oil and grease) 1664	Hold				% Moisture
1	GEI-1-2.5	1/16/25	12:51 PM	Soil	5			X	X	X													X				
2	GEI-1-5.0	↓	1:00PM	↓	↓			(X)	(X)	*																	(X)

	Signature	Company	Date	Time
Relinquished		GeoEngineers	1/16/25	5:57 PM
Received	Vam	Spdy	1/17/25	1025
Relinquished	Vam	Spdy	1/17/25	1150
Received		DBE	11/7/25	1150
Relinquished				
Received				
Reviewed/Date		Reviewed/Date		

Comments/Special Instructions
* ~~HOLD FOR PM~~
(X) Requested 1/20/25. DB (STA)

Data Package: Standard ☐ Level III ☐ Level IV ☐
Chromatograms with final report ☐ Electronic Data Deliverables (EDDs) ☐

File : X:\BTEX\DARYL\DATA\D250120\0120028.D
Operator :
Acquired : 21 Jan 2025 3:13 using AcqMethod 241227B.M
Instrument : Daryl
Sample Name: 01-172-02S
Misc Info :
Vial Number: 28

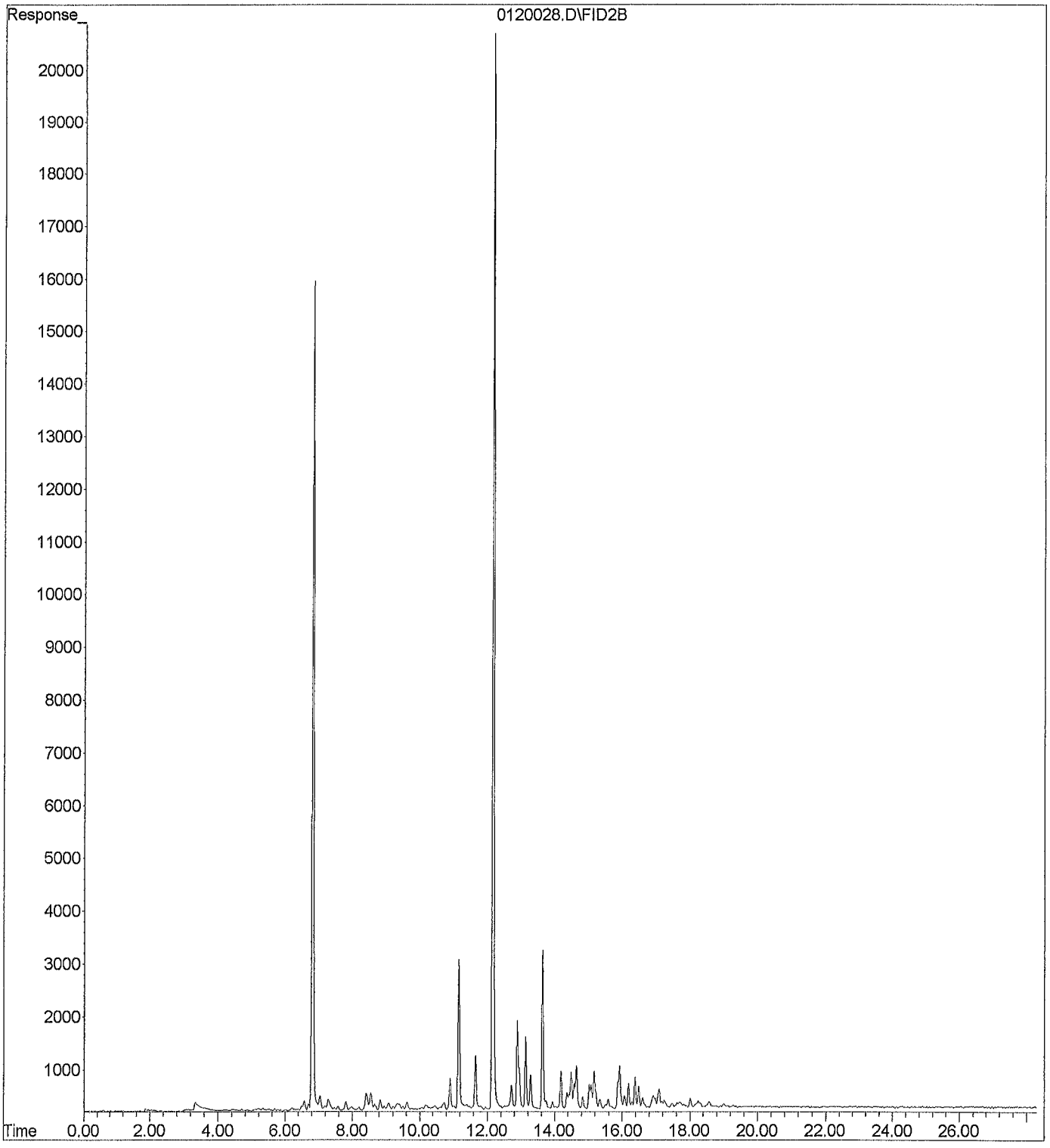

OnSite Environmental Inc.
14648 NE 95th Street, Redmond, WA 98052 • (425) 883-3881

January 20, 2025

Jacob Letts
GeoEngineers, Inc.
1101 Fawcett Avenue South, Suite 200
Tacoma, WA 98402

Re: Analytical Data for Project 17613-012-01
Laboratory Reference No. 2501-113

Dear Jacob:

Enclosed are the analytical results and associated quality control data for samples submitted on January 14, 2025.

The standard policy of OnSite Environmental, Inc. is to store your samples for 30 days from the date of receipt. If you require longer storage, please contact the laboratory.

We appreciate the opportunity to be of service to you on this project. If you have any questions concerning the data, or need additional information, please feel free to call me.

Sincerely,



David Baumeister
Project Manager

Enclosures

This report pertains to the samples analyzed in accordance with the chain of custody,
and is intended only for the use of the individual or company to whom it is addressed.

Date of Report: January 20, 2025
Samples Submitted: January 14, 2025
Laboratory Reference: 2501-113
Project: 17613-012-01

Case Narrative

Samples were collected on January 13, 2025 and received by the laboratory on January 14, 2025. They were maintained at the laboratory at a temperature of 2°C to 6°C.

Please note that any and all soil sample results are reported on a dry-weight basis, unless otherwise noted below. However the soil results for the QA/QC samples are reported on a wet-weight basis.

General QA/QC issues associated with the analytical data enclosed in this laboratory report will be indicated with a reference to a comment or explanation on the Data Qualifier page. More complex and involved QA/QC issues will be discussed in detail below.

This report pertains to the samples analyzed in accordance with the chain of custody, and is intended only for the use of the individual or company to whom it is addressed.

Date of Report: January 20, 2025
Samples Submitted: January 14, 2025
Laboratory Reference: 2501-113
Project: 17613-012-01

ANALYTICAL REPORT FOR SAMPLES

Client ID	Laboratory ID	Matrix	Date Sampled	Date Received	Notes
GEI-2-10.0	01-113-01	Soil	01-13-25	01-14-25	

This report pertains to the samples analyzed in accordance with the chain of custody, and is intended only for the use of the individual or company to whom it is addressed.

Date of Report: January 20, 2025
Samples Submitted: January 14, 2025
Laboratory Reference: 2501-113
Project: 17613-012-01

GASOLINE RANGE ORGANICS
NWTPH-Gx

Matrix: Soil
Units: mg/kg (ppm)

Analyte	Result	PQL	Method	Date Prepared	Date Analyzed	Flags
Client ID:	**GEI-2-10.0**					
Laboratory ID:	01-113-01					
Gasoline	**ND**	7.1	NWTPH-Gx	1-17-25	1-17-25	U1
Surrogate:	*Percent Recovery*	*Control Limits*				
Fluorobenzene	*94*	*62-134*				

This report pertains to the samples analyzed in accordance with the chain of custody,
and is intended only for the use of the individual or company to whom it is addressed.

Date of Report: January 20, 2025
Samples Submitted: January 14, 2025
Laboratory Reference: 2501-113
Project: 17613-012-01

DIESEL AND HEAVY OIL RANGE ORGANICS
NWTPH-Dx

Matrix: Soil
Units: mg/Kg (ppm)

Analyte	Result	PQL	Method	Date Prepared	Date Analyzed	Flags
Client ID:	**GEI-2-10.0**					
Laboratory ID:	01-113-01					
Diesel Range Organics	**28**	28	NWTPH-Dx	1-17-25	1-17-25	
Lube Oil Range Organics	**ND**	56	NWTPH-Dx	1-17-25	1-17-25	
Surrogate:	*Percent Recovery*	*Control Limits*				
o-Terphenyl	*80*	*50-150*				

This report pertains to the samples analyzed in accordance with the chain of custody,
and is intended only for the use of the individual or company to whom it is addressed.

Date of Report: January 20, 2025
Samples Submitted: January 14, 2025
Laboratory Reference: 2501-113
Project: 17613-012-01

GASOLINE RANGE ORGANICS
NWTPH-Gx
QUALITY CONTROL

Matrix: Soil
Units: mg/kg (ppm)

Analyte	Result	PQL	Method	Date Prepared	Date Analyzed	Flags
METHOD BLANK						
Laboratory ID:	MB0117S1					
Gasoline	**ND**	5.0	NWTPH-Gx	1-17-25	1-17-25	
Surrogate:	*Percent Recovery*	*Control Limits*				
Fluorobenzene	*92*	*62-134*				

Analyte	Result		Spike Level		Source Result	Percent Recovery		Recovery Limits	RPD	RPD Limit	Flags
DUPLICATE											
Laboratory ID:	01-155-01										
	ORIG	DUP									
Gasoline	**ND**	**ND**	NA	NA		NA		NA	NA	30	
Surrogate:											
Fluorobenzene						*102*	*104*	*62-134*			

This report pertains to the samples analyzed in accordance with the chain of custody, and is intended only for the use of the individual or company to whom it is addressed.

Date of Report: January 20, 2025
Samples Submitted: January 14, 2025
Laboratory Reference: 2501-113
Project: 17613-012-01

DIESEL AND HEAVY OIL RANGE ORGANICS
NWTPH-Dx
QUALITY CONTROL

Matrix: Soil
Units: mg/Kg (ppm)

Analyte	Result	PQL	Method	Date Prepared	Date Analyzed	Flags
METHOD BLANK						
Laboratory ID:	MB0117S1					
Diesel Range Organics	**ND**	25	NWTPH-Dx	1-17-25	1-17-25	
Lube Oil Range Organics	**ND**	50	NWTPH-Dx	1-17-25	1-17-25	
Surrogate:	*Percent Recovery*	*Control Limits*				
o-Terphenyl	*78*	*50-150*				

Analyte	Result		Spike Level		Source Result	Percent Recovery	Recovery Limits	RPD	RPD Limit	Flags
DUPLICATE										
Laboratory ID:	01-153-03									
	ORIG	DUP								
Diesel Range	**ND**	**ND**	NA	NA		NA	NA	NA	40	
Lube Oil	**147**	**143**	NA	NA		NA	NA	3	40	
Surrogate:										
o-Terphenyl						*83* *85*	*50-150*			

This report pertains to the samples analyzed in accordance with the chain of custody, and is intended only for the use of the individual or company to whom it is addressed.

Date of Report: January 20, 2025
Samples Submitted: January 14, 2025
Laboratory Reference: 2501-113
Project: 17613-012-01

% MOISTURE

Client ID	Lab ID	% Moisture	Date Analyzed
GEI-2-10.0	01-113-01	**11**	1-17-25

This report pertains to the samples analyzed in accordance with the chain of custody, and is intended only for the use of the individual or company to whom it is addressed.

OnSite Environmental Inc.

Data Qualifiers and Abbreviations

A - Due to a high sample concentration, the amount spiked is insufficient for meaningful MS/MSD recovery data.

B - The analyte indicated was also found in the blank sample.

C - The duplicate RPD is outside control limits due to high result variability when analyte concentrations are within five times the quantitation limit.

E - The value reported exceeds the quantitation range and is an estimate.

F - Surrogate recovery data is not available due to the high concentration of coeluting target compounds.

H - The analyte indicated is a common laboratory solvent and may have been introduced during sample preparation, and be impacting the sample result.

I - Compound recovery is outside of the control limits.

J - The value reported was below the practical quantitation limit. The value is an estimate.

K - Sample duplicate RPD is outside control limits due to sample inhomogeneity. The sample was re-extracted and re-analyzed with similar results.

L - The RPD is outside of the control limits.

M - Hydrocarbons in the gasoline range are impacting the diesel range result.

M1 - Hydrocarbons in the gasoline range (toluene-naphthalene) are present in the sample.

N - Hydrocarbons in the lube oil range are impacting the diesel range result.

N1 - Hydrocarbons in diesel range are impacting lube oil range results.

O - Hydrocarbons indicative of heavier fuels are present in the sample and are impacting the gasoline result.

P - The RPD of the detected concentrations between the two columns is greater than 40.

Q - Surrogate recovery is outside of the control limits.

S - Surrogate recovery data is not available due to the necessary dilution of the sample.

T - The sample chromatogram is not similar to a typical _____.

U - The analyte was analyzed for, but was not detected above the reported sample quantitation limit.

U1 - The practical quantitation limit is elevated due to interferences present in the sample.

V - Matrix Spike/Matrix Spike Duplicate recoveries are outside control limits due to matrix effects.

W - Matrix Spike/Matrix Spike Duplicate RPD are outside control limits due to matrix effects.

X - Sample extract treated with a mercury cleanup procedure.

X1 - Sample extract treated with a sulfuric acid/silica gel cleanup procedure.

X2 - Sample extract treated with a silica gel cleanup procedure.

Y - The calibration verification for this analyte exceeded the 20% drift specified in methods 8260 & 8270, and therefore the reported result should be considered an estimate. The overall performance of the calibration verification standard met the acceptance criteria of the method.

Y1 - Negative effects of the matrix from this sample on the instrument caused values for this analyte in the bracketing continuing calibration verification standard (CCVs) to be outside of 20% acceptance criteria. Because of this, quantitation limits and sample concentrations should be considered estimates.

Z -

ND - Not Detected at PQL
PQL - Practical Quantitation Limit
RPD - Relative Percent Difference

This report pertains to the samples analyzed in accordance with the chain of custody, and is intended only for the use of the individual or company to whom it is addressed.

OnSite Environmental Inc.
Analytical Laboratory Testing Services
14648 NE 95th Street • Redmond, WA 98052
Phone: (425) 883-3881 • www.onsite-env.com

Chain of Custody

Laboratory Number: 01-113

Company: Geo engineers
Project Number: 17613-012-01
Project Name: Mount Baker
Project Manager: Jacob Letts
Sampled by: Max-Henry Nelson (MN)

Turnaround Request (in working days)
(Check One)
☐ Same Day ☐ 1 Day
☐ 2 Days ☐ 3 Days
☒ Standard (7 Days)
☐ _____ (other)

Lab ID	Sample Identification	Date Sampled	Time Sampled	Matrix	Number of Containers	NWTPH-HCID	NWTPH-Gx/BTEX (8021☐ 8260☐)	NWTPH-Gx *	NWTPH-Dx (SG Clean-up☐) *	Volatiles 8260 Hold *	Halogenated Volatiles 8260	EDB EPA 8011 (Waters Only)	Semivolatiles 8270/SIM (with low-level PAHs)	PAHs 8270/SIM (low-level)	PCBs 8082	Organochlorine Pesticides 8081	Organophosphorus Pesticides 8270/SIM	Chlorinated Acid Herbicides 8151	Total RCRA Metals	Total MTCA Metals	TCLP Metals	HEM (oil and grease) 1664		Hold			% Moisture
1	GEI-2-10.0	1/13/25	1001	Soil	5			⊗	⊗	X																	⊗
2	GEI-2-15.0	↓	1008	↓	↓			X	X	X														X			✓

	Signature	Company	Date	Time
Relinquished	Max-Henry Nelson	GEI	1/14/25	0900
Received	J. Isaacson	ALPHA	1/14/25	1302
Relinquished	J. Isaacson	ALPHA	1/14/25	1423
Received	[signature]	OSE	1/14/25	1423
Relinquished				
Received				
Reviewed/Date		Reviewed/Date		

Comments/Special Instructions
~~* HOLD for PM~~
⊗ Added 1/17/25. DB (STA)

Data Package: Standard ☐ Level III ☐ Level IV ☐
Chromatograms with final report ☐ Electronic Data Deliverables (EDDs) ☐

File : X:\BTEX\DARYL\DATA\D250117\0117005.D
Operator :
Acquired : 17 Jan 2025 12:23 using AcqMethod 241227B.M
Instrument : Daryl
Sample Name: 01-113-01s
Misc Info :
Vial Number: 5

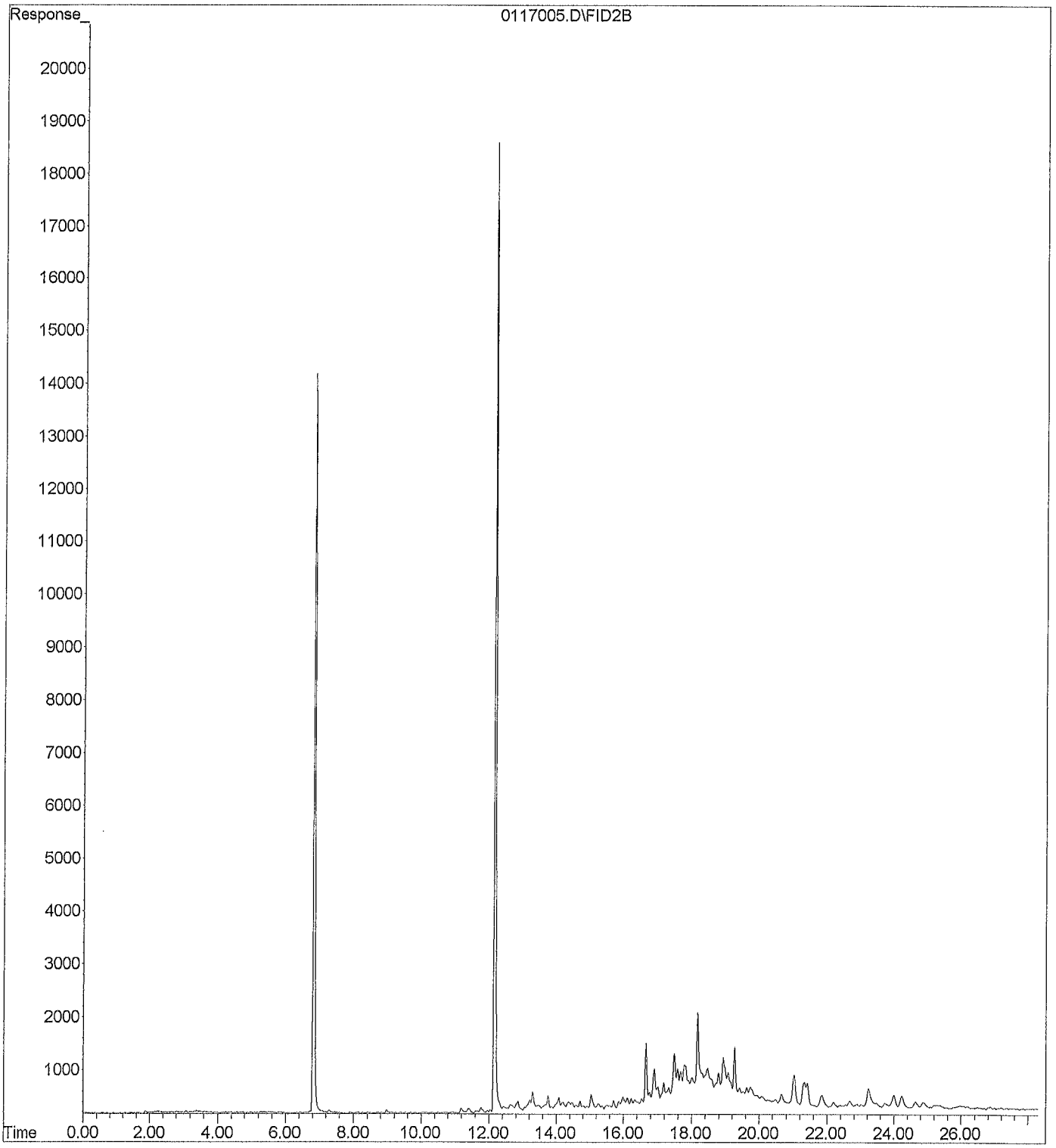

File :X:\DIESELS\Teri\Data\T250117\0117-T06.D
Operator : LW
Acquired : 17 Jan 2025 11:24 using AcqMethod T231127F.M
Instrument : Teri
Sample Name: 01-113-01
Misc Info : Sample
Vial Number: 6

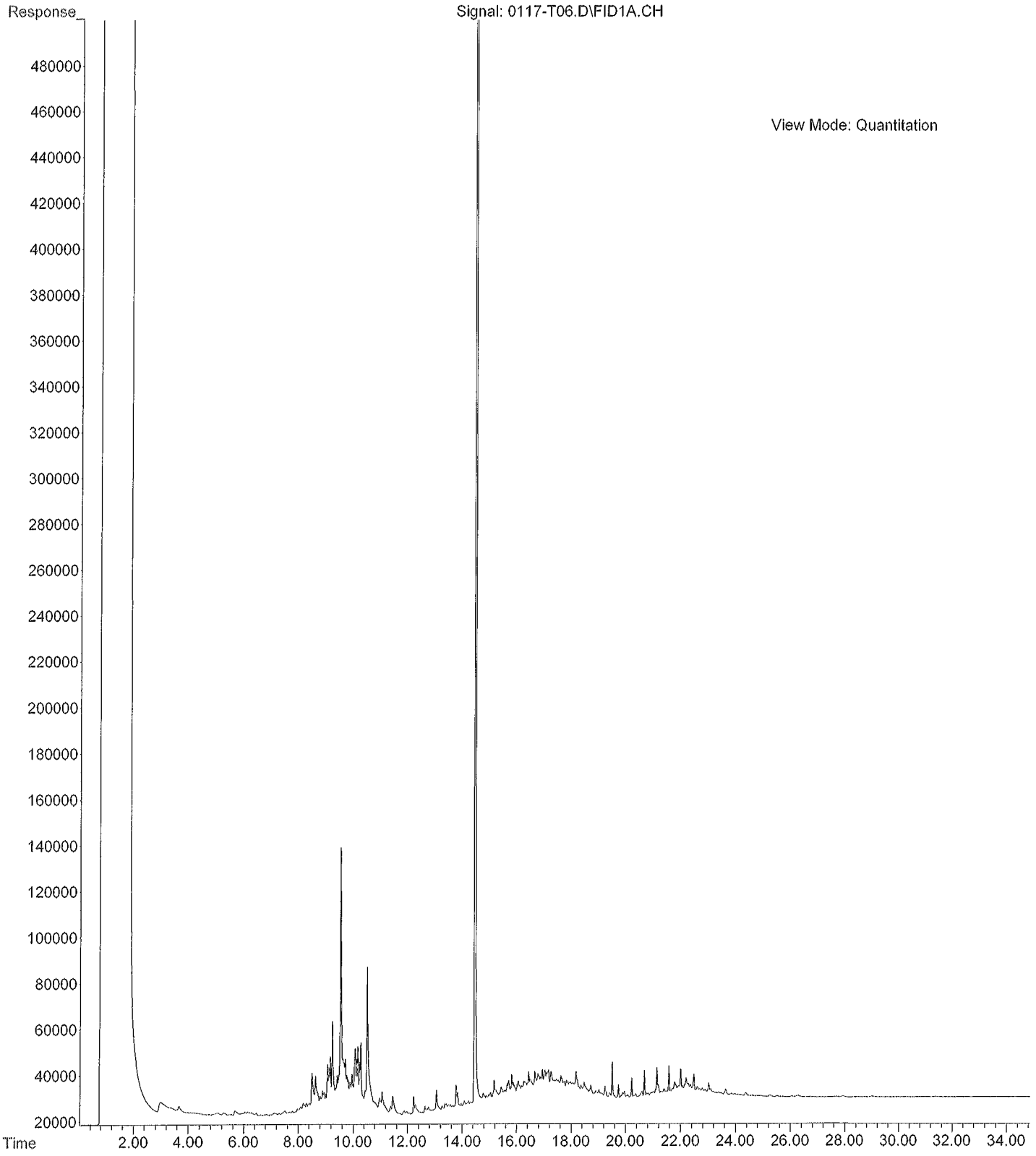

OnSite Environmental Inc.
14648 NE 95th Street, Redmond, WA 98052 • (425) 883-3881

February 13, 2025

Jacob Letts
GeoEngineers, Inc.
1101 Fawcett Avenue South, Suite 200
Tacoma, WA 98402

Re: Analytical Data for Project 17613-012-01
Laboratory Reference No. 2502-057

Dear Jacob:

Enclosed are the analytical results and associated quality control data for samples submitted on February 5, 2025.

The standard policy of OnSite Environmental, Inc. is to store your samples for 30 days from the date of receipt. If you require longer storage, please contact the laboratory.

We appreciate the opportunity to be of service to you on this project. If you have any questions concerning the data, or need additional information, please feel free to call me.

Sincerely,



David Baumeister
Project Manager

Enclosures

This report pertains to the samples analyzed in accordance with the chain of custody,
and is intended only for the use of the individual or company to whom it is addressed.

Date of Report: February 13, 2025
Samples Submitted: February 5, 2025
Laboratory Reference: 2502-057
Project: 17613-012-01

Case Narrative

Samples were collected on February 4, 2025 and received by the laboratory on February 5, 2025. They were maintained at the laboratory at a temperature of 2°C to 6°C.

Please note that any and all soil sample results are reported on a dry-weight basis, unless otherwise noted below. However the soil results for the QA/QC samples are reported on a wet-weight basis.

General QA/QC issues associated with the analytical data enclosed in this laboratory report will be indicated with a reference to a comment or explanation on the Data Qualifier page. More complex and involved QA/QC issues will be discussed in detail below.

Volatiles EPA 8260D Analysis

The RPD for Dichlorodifluoromethane is outside the control limits for the Spike Blank/Spike Blank Duplicate. The percent recoveries on both spike blanks are within recovery limits. The method allows for a percentage of the compounds to fall outside of the control limits due to the large number of analytes being spiked

Any other QA/QC issues associated with this extraction and analysis will be indicated with a footnote reference and discussed in detail on the Data Qualifier page.

This report pertains to the samples analyzed in accordance with the chain of custody, and is intended only for the use of the individual or company to whom it is addressed.

Date of Report: February 13, 2025
Samples Submitted: February 5, 2025
Laboratory Reference: 2502-057
Project: 17613-012-01

ANALYTICAL REPORT FOR SAMPLES

Client ID	Laboratory ID	Matrix	Date Sampled	Date Received	Notes
RI-DP1-250204	02-057-01	Water	2-4-25	2-5-25	
RI-DP2-250204	02-057-02	Water	2-4-25	2-5-25	
RI-DP4-250204	02-057-03	Water	2-4-25	2-5-25	
TB-250204	02-057-04	Water	---	2-5-25	

This report pertains to the samples analyzed in accordance with the chain of custody,
and is intended only for the use of the individual or company to whom it is addressed.

Date of Report: February 13, 2025
Samples Submitted: February 5, 2025
Laboratory Reference: 2502-057
Project: 17613-012-01

GASOLINE RANGE ORGANICS
NWTPH-Gx

Matrix: Water
Units: ug/L (ppb)

Analyte	Result	PQL	Method	Date Prepared	Date Analyzed	Flags
Client ID:	**RI-DP1-250204**					
Laboratory ID:	02-057-01					
Gasoline	**ND**	100	NWTPH-Gx	2-10-25	2-10-25	
Surrogate:	*Percent Recovery*	*Control Limits*				
Fluorobenzene	*79*	*61-122*				
Client ID:	**RI-DP2-250204**					
Laboratory ID:	02-057-02					
Gasoline	**ND**	100	NWTPH-Gx	2-10-25	2-10-25	
Surrogate:	*Percent Recovery*	*Control Limits*				
Fluorobenzene	*77*	*61-122*				
Client ID:	**RI-DP4-250204**					
Laboratory ID:	02-057-03					
Gasoline	**ND**	100	NWTPH-Gx	2-10-25	2-10-25	
Surrogate:	*Percent Recovery*	*Control Limits*				
Fluorobenzene	*77*	*61-122*				

This report pertains to the samples analyzed in accordance with the chain of custody,
and is intended only for the use of the individual or company to whom it is addressed.

Date of Report: February 13, 2025
Samples Submitted: February 5, 2025
Laboratory Reference: 2502-057
Project: 17613-012-01

DIESEL AND HEAVY OIL RANGE ORGANICS
NWTPH-Dx

Matrix: Water
Units: mg/L (ppm)

Analyte	Result	PQL	Method	Date Prepared	Date Analyzed	Flags
Client ID:	**RI-DP1-250204**					
Laboratory ID:	02-057-01					
Diesel Range Organics	**ND**	0.20	NWTPH-Dx	2-7-25	2-7-25	
Lube Oil Range Organics	**ND**	0.20	NWTPH-Dx	2-7-25	2-7-25	
Surrogate:	*Percent Recovery*	*Control Limits*				
o-Terphenyl	*123*	*50-150*				
Client ID:	**RI-DP1-250204**					
Laboratory ID:	02-057-01					
Diesel Range Organics	**ND**	0.20	NWTPH-Dx	2-7-25	2-7-25	X2
Lube Oil Range Organics	**ND**	0.20	NWTPH-Dx	2-7-25	2-7-25	X2
Surrogate:	*Percent Recovery*	*Control Limits*				
o-Terphenyl	*132*	*50-150*				
Client ID:	**RI-DP2-250204**					
Laboratory ID:	02-057-02					
Diesel Range Organics	**ND**	0.22	NWTPH-Dx	2-7-25	2-7-25	
Lube Oil Range Organics	**0.23**	0.22	NWTPH-Dx	2-7-25	2-7-25	
Surrogate:	*Percent Recovery*	*Control Limits*				
o-Terphenyl	*115*	*50-150*				
Client ID:	**RI-DP2-250204**					
Laboratory ID:	02-057-02					
Diesel Range Organics	**ND**	0.22	NWTPH-Dx	2-7-25	2-7-25	X2
Lube Oil Range Organics	**ND**	0.22	NWTPH-Dx	2-7-25	2-7-25	X2
Surrogate:	*Percent Recovery*	*Control Limits*				
o-Terphenyl	*120*	*50-150*				
Client ID:	**RI-DP4-250204**					
Laboratory ID:	02-057-03					
Diesel Range Organics	**ND**	0.25	NWTPH-Dx	2-7-25	2-7-25	
Lube Oil Range Organics	**ND**	0.25	NWTPH-Dx	2-7-25	2-7-25	
Surrogate:	*Percent Recovery*	*Control Limits*				
o-Terphenyl	*107*	*50-150*				
Client ID:	**RI-DP4-250204**					
Laboratory ID:	02-057-03					
Diesel Range Organics	**ND**	0.25	NWTPH-Dx	2-7-25	2-7-25	X2
Lube Oil Range Organics	**ND**	0.25	NWTPH-Dx	2-7-25	2-7-25	X2
Surrogate:	*Percent Recovery*	*Control Limits*				
o-Terphenyl	*110*	*50-150*				

This report pertains to the samples analyzed in accordance with the chain of custody, and is intended only for the use of the individual or company to whom it is addressed.

Date of Report: February 13, 2025
Samples Submitted: February 5, 2025
Laboratory Reference: 2502-057
Project: 17613-012-01

VOLATILE ORGANICS EPA 8260D
page 1 of 2

Matrix: Water
Units: ug/L

Analyte	Result	PQL	Method	Date Prepared	Date Analyzed	Flags
Client ID:	**RI-DP1-250204**					
Laboratory ID:	02-057-01					
Dichlorodifluoromethane	ND	0.20	EPA 8260D	2-6-25	2-6-25	
Chloromethane	ND	1.0	EPA 8260D	2-6-25	2-6-25	
Vinyl Chloride	ND	0.20	EPA 8260D	2-6-25	2-6-25	
Bromomethane	ND	1.0	EPA 8260D	2-6-25	2-6-25	
Chloroethane	ND	1.0	EPA 8260D	2-6-25	2-6-25	
Trichlorofluoromethane	ND	0.20	EPA 8260D	2-6-25	2-6-25	
1,1-Dichloroethene	ND	0.20	EPA 8260D	2-6-25	2-6-25	
Acetone	ND	5.0	EPA 8260D	2-6-25	2-6-25	
Iodomethane	ND	1.0	EPA 8260D	2-6-25	2-6-25	
Carbon Disulfide	ND	0.26	EPA 8260D	2-6-25	2-6-25	
Methylene Chloride	ND	1.0	EPA 8260D	2-6-25	2-6-25	
(trans) 1,2-Dichloroethene	ND	0.20	EPA 8260D	2-6-25	2-6-25	
Methyl t-Butyl Ether	ND	0.20	EPA 8260D	2-6-25	2-6-25	
1,1-Dichloroethane	ND	0.20	EPA 8260D	2-6-25	2-6-25	
Vinyl Acetate	ND	1.0	EPA 8260D	2-6-25	2-6-25	
2,2-Dichloropropane	ND	0.20	EPA 8260D	2-6-25	2-6-25	
(cis) 1,2-Dichloroethene	ND	0.20	EPA 8260D	2-6-25	2-6-25	
2-Butanone	ND	5.0	EPA 8260D	2-6-25	2-6-25	
Bromochloromethane	ND	0.20	EPA 8260D	2-6-25	2-6-25	
Chloroform	ND	0.20	EPA 8260D	2-6-25	2-6-25	
1,1,1-Trichloroethane	ND	0.20	EPA 8260D	2-6-25	2-6-25	
Carbon Tetrachloride	ND	0.20	EPA 8260D	2-6-25	2-6-25	
1,1-Dichloropropene	ND	0.20	EPA 8260D	2-6-25	2-6-25	
Benzene	ND	0.20	EPA 8260D	2-6-25	2-6-25	
1,2-Dichloroethane	ND	0.20	EPA 8260D	2-6-25	2-6-25	
Trichloroethene	ND	0.20	EPA 8260D	2-6-25	2-6-25	
1,2-Dichloropropane	ND	0.20	EPA 8260D	2-6-25	2-6-25	
Dibromomethane	ND	0.20	EPA 8260D	2-6-25	2-6-25	
Bromodichloromethane	ND	0.20	EPA 8260D	2-6-25	2-6-25	
(cis) 1,3-Dichloropropene	ND	0.20	EPA 8260D	2-6-25	2-6-25	
Methyl Isobutyl Ketone	ND	2.0	EPA 8260D	2-6-25	2-6-25	
Toluene	ND	1.0	EPA 8260D	2-6-25	2-6-25	
(trans) 1,3-Dichloropropene	ND	0.20	EPA 8260D	2-6-25	2-6-25	

This report pertains to the samples analyzed in accordance with the chain of custody,
and is intended only for the use of the individual or company to whom it is addressed.

Date of Report: February 13, 2025
Samples Submitted: February 5, 2025
Laboratory Reference: 2502-057
Project: 17613-012-01

VOLATILE ORGANICS EPA 8260D
page 2 of 2

Analyte	Result	PQL	Method	Date Prepared	Date Analyzed	Flags
Client ID:	**RI-DP1-250204**					
Laboratory ID:	02-057-01					
1,1,2-Trichloroethane	ND	0.20	EPA 8260D	2-6-25	2-6-25	
Tetrachloroethene	ND	0.20	EPA 8260D	2-6-25	2-6-25	
1,3-Dichloropropane	ND	0.20	EPA 8260D	2-6-25	2-6-25	
2-Hexanone	ND	2.0	EPA 8260D	2-6-25	2-6-25	
Dibromochloromethane	ND	0.20	EPA 8260D	2-6-25	2-6-25	
1,2-Dibromoethane	ND	0.20	EPA 8260D	2-6-25	2-6-25	
Chlorobenzene	ND	0.20	EPA 8260D	2-6-25	2-6-25	
1,1,1,2-Tetrachloroethane	ND	0.20	EPA 8260D	2-6-25	2-6-25	
Ethylbenzene	ND	0.20	EPA 8260D	2-6-25	2-6-25	
m,p-Xylene	ND	0.40	EPA 8260D	2-6-25	2-6-25	
o-Xylene	ND	0.20	EPA 8260D	2-6-25	2-6-25	
Styrene	ND	0.20	EPA 8260D	2-6-25	2-6-25	
Bromoform	ND	1.0	EPA 8260D	2-6-25	2-6-25	
Isopropylbenzene	ND	0.20	EPA 8260D	2-6-25	2-6-25	
Bromobenzene	ND	0.20	EPA 8260D	2-6-25	2-6-25	
1,1,2,2-Tetrachloroethane	ND	0.20	EPA 8260D	2-6-25	2-6-25	
1,2,3-Trichloropropane	ND	0.20	EPA 8260D	2-6-25	2-6-25	
n-Propylbenzene	ND	0.20	EPA 8260D	2-6-25	2-6-25	
2-Chlorotoluene	ND	0.20	EPA 8260D	2-6-25	2-6-25	
4-Chlorotoluene	ND	0.20	EPA 8260D	2-6-25	2-6-25	
1,3,5-Trimethylbenzene	ND	0.20	EPA 8260D	2-6-25	2-6-25	
tert-Butylbenzene	ND	0.20	EPA 8260D	2-6-25	2-6-25	
1,2,4-Trimethylbenzene	ND	0.20	EPA 8260D	2-6-25	2-6-25	
sec-Butylbenzene	ND	0.20	EPA 8260D	2-6-25	2-6-25	
1,3-Dichlorobenzene	ND	0.20	EPA 8260D	2-6-25	2-6-25	
p-Isopropyltoluene	ND	0.20	EPA 8260D	2-6-25	2-6-25	
1,4-Dichlorobenzene	ND	0.20	EPA 8260D	2-6-25	2-6-25	
1,2-Dichlorobenzene	ND	0.20	EPA 8260D	2-6-25	2-6-25	
n-Butylbenzene	ND	0.20	EPA 8260D	2-6-25	2-6-25	
1,2-Dibromo-3-chloropropane	ND	1.0	EPA 8260D	2-6-25	2-6-25	
1,2,4-Trichlorobenzene	ND	0.20	EPA 8260D	2-6-25	2-6-25	
Hexachlorobutadiene	ND	1.0	EPA 8260D	2-6-25	2-6-25	
Naphthalene	ND	1.0	EPA 8260D	2-6-25	2-6-25	
1,2,3-Trichlorobenzene	ND	1.0	EPA 8260D	2-6-25	2-6-25	
Surrogate:	*Percent Recovery*	*Control Limits*				
Dibromofluoromethane	*89*	*68-133*				
Toluene-d8	*101*	*79-123*				
4-Bromofluorobenzene	*98*	*78-117*				

This report pertains to the samples analyzed in accordance with the chain of custody, and is intended only for the use of the individual or company to whom it is addressed.

Date of Report: February 13, 2025
Samples Submitted: February 5, 2025
Laboratory Reference: 2502-057
Project: 17613-012-01

VOLATILE ORGANICS EPA 8260D
page 1 of 2

Matrix: Water
Units: ug/L

Analyte	Result	PQL	Method	Date Prepared	Date Analyzed	Flags
Client ID:	**RI-DP2-250204**					
Laboratory ID:	02-057-02					
Dichlorodifluoromethane	ND	0.20	EPA 8260D	2-6-25	2-6-25	
Chloromethane	ND	1.0	EPA 8260D	2-6-25	2-6-25	
Vinyl Chloride	ND	0.20	EPA 8260D	2-6-25	2-6-25	
Bromomethane	ND	1.0	EPA 8260D	2-6-25	2-6-25	
Chloroethane	ND	1.0	EPA 8260D	2-6-25	2-6-25	
Trichlorofluoromethane	ND	0.20	EPA 8260D	2-6-25	2-6-25	
1,1-Dichloroethene	ND	0.20	EPA 8260D	2-6-25	2-6-25	
Acetone	ND	5.0	EPA 8260D	2-6-25	2-6-25	
Iodomethane	ND	1.0	EPA 8260D	2-6-25	2-6-25	
Carbon Disulfide	ND	0.26	EPA 8260D	2-6-25	2-6-25	
Methylene Chloride	ND	1.0	EPA 8260D	2-6-25	2-6-25	
(trans) 1,2-Dichloroethene	ND	0.20	EPA 8260D	2-6-25	2-6-25	
Methyl t-Butyl Ether	ND	0.20	EPA 8260D	2-6-25	2-6-25	
1,1-Dichloroethane	ND	0.20	EPA 8260D	2-6-25	2-6-25	
Vinyl Acetate	ND	1.0	EPA 8260D	2-6-25	2-6-25	
2,2-Dichloropropane	ND	0.20	EPA 8260D	2-6-25	2-6-25	
(cis) 1,2-Dichloroethene	ND	0.20	EPA 8260D	2-6-25	2-6-25	
2-Butanone	ND	5.0	EPA 8260D	2-6-25	2-6-25	
Bromochloromethane	ND	0.20	EPA 8260D	2-6-25	2-6-25	
Chloroform	ND	0.20	EPA 8260D	2-6-25	2-6-25	
1,1,1-Trichloroethane	ND	0.20	EPA 8260D	2-6-25	2-6-25	
Carbon Tetrachloride	ND	0.20	EPA 8260D	2-6-25	2-6-25	
1,1-Dichloropropene	ND	0.20	EPA 8260D	2-6-25	2-6-25	
Benzene	0.67	0.20	EPA 8260D	2-6-25	2-6-25	
1,2-Dichloroethane	ND	0.20	EPA 8260D	2-6-25	2-6-25	
Trichloroethene	ND	0.20	EPA 8260D	2-6-25	2-6-25	
1,2-Dichloropropane	ND	0.20	EPA 8260D	2-6-25	2-6-25	
Dibromomethane	ND	0.20	EPA 8260D	2-6-25	2-6-25	
Bromodichloromethane	ND	0.20	EPA 8260D	2-6-25	2-6-25	
(cis) 1,3-Dichloropropene	ND	0.20	EPA 8260D	2-6-25	2-6-25	
Methyl Isobutyl Ketone	ND	2.0	EPA 8260D	2-6-25	2-6-25	
Toluene	ND	1.0	EPA 8260D	2-6-25	2-6-25	
(trans) 1,3-Dichloropropene	ND	0.20	EPA 8260D	2-6-25	2-6-25	

This report pertains to the samples analyzed in accordance with the chain of custody,
and is intended only for the use of the individual or company to whom it is addressed.

Date of Report: February 13, 2025
Samples Submitted: February 5, 2025
Laboratory Reference: 2502-057
Project: 17613-012-01

VOLATILE ORGANICS EPA 8260D
page 2 of 2

Analyte	Result	PQL	Method	Date Prepared	Date Analyzed	Flags
Client ID:	**RI-DP2-250204**					
Laboratory ID:	02-057-02					
1,1,2-Trichloroethane	ND	0.20	EPA 8260D	2-6-25	2-6-25	
Tetrachloroethene	ND	0.20	EPA 8260D	2-6-25	2-6-25	
1,3-Dichloropropane	ND	0.20	EPA 8260D	2-6-25	2-6-25	
2-Hexanone	ND	2.0	EPA 8260D	2-6-25	2-6-25	
Dibromochloromethane	ND	0.20	EPA 8260D	2-6-25	2-6-25	
1,2-Dibromoethane	ND	0.20	EPA 8260D	2-6-25	2-6-25	
Chlorobenzene	ND	0.20	EPA 8260D	2-6-25	2-6-25	
1,1,1,2-Tetrachloroethane	ND	0.20	EPA 8260D	2-6-25	2-6-25	
Ethylbenzene	ND	0.20	EPA 8260D	2-6-25	2-6-25	
m,p-Xylene	ND	0.40	EPA 8260D	2-6-25	2-6-25	
o-Xylene	ND	0.20	EPA 8260D	2-6-25	2-6-25	
Styrene	ND	0.20	EPA 8260D	2-6-25	2-6-25	
Bromoform	ND	1.0	EPA 8260D	2-6-25	2-6-25	
Isopropylbenzene	ND	0.20	EPA 8260D	2-6-25	2-6-25	
Bromobenzene	ND	0.20	EPA 8260D	2-6-25	2-6-25	
1,1,2,2-Tetrachloroethane	ND	0.20	EPA 8260D	2-6-25	2-6-25	
1,2,3-Trichloropropane	ND	0.20	EPA 8260D	2-6-25	2-6-25	
n-Propylbenzene	ND	0.20	EPA 8260D	2-6-25	2-6-25	
2-Chlorotoluene	ND	0.20	EPA 8260D	2-6-25	2-6-25	
4-Chlorotoluene	ND	0.20	EPA 8260D	2-6-25	2-6-25	
1,3,5-Trimethylbenzene	ND	0.20	EPA 8260D	2-6-25	2-6-25	
tert-Butylbenzene	ND	0.20	EPA 8260D	2-6-25	2-6-25	
1,2,4-Trimethylbenzene	ND	0.20	EPA 8260D	2-6-25	2-6-25	
sec-Butylbenzene	ND	0.20	EPA 8260D	2-6-25	2-6-25	
1,3-Dichlorobenzene	ND	0.20	EPA 8260D	2-6-25	2-6-25	
p-Isopropyltoluene	ND	0.20	EPA 8260D	2-6-25	2-6-25	
1,4-Dichlorobenzene	ND	0.20	EPA 8260D	2-6-25	2-6-25	
1,2-Dichlorobenzene	ND	0.20	EPA 8260D	2-6-25	2-6-25	
n-Butylbenzene	ND	0.20	EPA 8260D	2-6-25	2-6-25	
1,2-Dibromo-3-chloropropane	ND	1.0	EPA 8260D	2-6-25	2-6-25	
1,2,4-Trichlorobenzene	ND	0.20	EPA 8260D	2-6-25	2-6-25	
Hexachlorobutadiene	ND	1.0	EPA 8260D	2-6-25	2-6-25	
Naphthalene	ND	1.0	EPA 8260D	2-6-25	2-6-25	
1,2,3-Trichlorobenzene	ND	1.0	EPA 8260D	2-6-25	2-6-25	
Surrogate:	*Percent Recovery*	*Control Limits*				
Dibromofluoromethane	*91*	*68-133*				
Toluene-d8	*100*	*79-123*				
4-Bromofluorobenzene	*95*	*78-117*				

This report pertains to the samples analyzed in accordance with the chain of custody, and is intended only for the use of the individual or company to whom it is addressed.

Date of Report: February 13, 2025
Samples Submitted: February 5, 2025
Laboratory Reference: 2502-057
Project: 17613-012-01

VOLATILE ORGANICS EPA 8260D
page 1 of 2

Matrix: Water
Units: ug/L

Analyte	Result	PQL	Method	Date Prepared	Date Analyzed	Flags
Client ID:	**RI-DP4-250204**					
Laboratory ID:	02-057-03					
Dichlorodifluoromethane	ND	0.20	EPA 8260D	2-6-25	2-6-25	
Chloromethane	ND	1.0	EPA 8260D	2-6-25	2-6-25	
Vinyl Chloride	ND	0.20	EPA 8260D	2-6-25	2-6-25	
Bromomethane	ND	1.0	EPA 8260D	2-6-25	2-6-25	
Chloroethane	ND	1.0	EPA 8260D	2-6-25	2-6-25	
Trichlorofluoromethane	ND	0.20	EPA 8260D	2-6-25	2-6-25	
1,1-Dichloroethene	ND	0.20	EPA 8260D	2-6-25	2-6-25	
Acetone	ND	5.0	EPA 8260D	2-6-25	2-6-25	
Iodomethane	ND	1.0	EPA 8260D	2-6-25	2-6-25	
Carbon Disulfide	ND	0.26	EPA 8260D	2-6-25	2-6-25	
Methylene Chloride	ND	1.0	EPA 8260D	2-6-25	2-6-25	
(trans) 1,2-Dichloroethene	ND	0.20	EPA 8260D	2-6-25	2-6-25	
Methyl t-Butyl Ether	ND	0.20	EPA 8260D	2-6-25	2-6-25	
1,1-Dichloroethane	ND	0.20	EPA 8260D	2-6-25	2-6-25	
Vinyl Acetate	ND	1.0	EPA 8260D	2-6-25	2-6-25	
2,2-Dichloropropane	ND	0.20	EPA 8260D	2-6-25	2-6-25	
(cis) 1,2-Dichloroethene	ND	0.20	EPA 8260D	2-6-25	2-6-25	
2-Butanone	ND	5.0	EPA 8260D	2-6-25	2-6-25	
Bromochloromethane	ND	0.20	EPA 8260D	2-6-25	2-6-25	
Chloroform	ND	0.20	EPA 8260D	2-6-25	2-6-25	
1,1,1-Trichloroethane	ND	0.20	EPA 8260D	2-6-25	2-6-25	
Carbon Tetrachloride	ND	0.20	EPA 8260D	2-6-25	2-6-25	
1,1-Dichloropropene	ND	0.20	EPA 8260D	2-6-25	2-6-25	
Benzene	ND	0.20	EPA 8260D	2-6-25	2-6-25	
1,2-Dichloroethane	ND	0.20	EPA 8260D	2-6-25	2-6-25	
Trichloroethene	ND	0.20	EPA 8260D	2-6-25	2-6-25	
1,2-Dichloropropane	ND	0.20	EPA 8260D	2-6-25	2-6-25	
Dibromomethane	ND	0.20	EPA 8260D	2-6-25	2-6-25	
Bromodichloromethane	ND	0.20	EPA 8260D	2-6-25	2-6-25	
(cis) 1,3-Dichloropropene	ND	0.20	EPA 8260D	2-6-25	2-6-25	
Methyl Isobutyl Ketone	ND	2.0	EPA 8260D	2-6-25	2-6-25	
Toluene	ND	1.0	EPA 8260D	2-6-25	2-6-25	
(trans) 1,3-Dichloropropene	ND	0.20	EPA 8260D	2-6-25	2-6-25	

This report pertains to the samples analyzed in accordance with the chain of custody,
and is intended only for the use of the individual or company to whom it is addressed.

Date of Report: February 13, 2025
Samples Submitted: February 5, 2025
Laboratory Reference: 2502-057
Project: 17613-012-01

VOLATILE ORGANICS EPA 8260D
page 2 of 2

Analyte	Result	PQL	Method	Date Prepared	Date Analyzed	Flags
Client ID:	**RI-DP4-250204**					
Laboratory ID:	02-057-03					
1,1,2-Trichloroethane	ND	0.20	EPA 8260D	2-6-25	2-6-25	
Tetrachloroethene	ND	0.20	EPA 8260D	2-6-25	2-6-25	
1,3-Dichloropropane	ND	0.20	EPA 8260D	2-6-25	2-6-25	
2-Hexanone	ND	2.0	EPA 8260D	2-6-25	2-6-25	
Dibromochloromethane	ND	0.20	EPA 8260D	2-6-25	2-6-25	
1,2-Dibromoethane	ND	0.20	EPA 8260D	2-6-25	2-6-25	
Chlorobenzene	ND	0.20	EPA 8260D	2-6-25	2-6-25	
1,1,1,2-Tetrachloroethane	ND	0.20	EPA 8260D	2-6-25	2-6-25	
Ethylbenzene	ND	0.20	EPA 8260D	2-6-25	2-6-25	
m,p-Xylene	ND	0.40	EPA 8260D	2-6-25	2-6-25	
o-Xylene	ND	0.20	EPA 8260D	2-6-25	2-6-25	
Styrene	ND	0.20	EPA 8260D	2-6-25	2-6-25	
Bromoform	ND	1.0	EPA 8260D	2-6-25	2-6-25	
Isopropylbenzene	ND	0.20	EPA 8260D	2-6-25	2-6-25	
Bromobenzene	ND	0.20	EPA 8260D	2-6-25	2-6-25	
1,1,2,2-Tetrachloroethane	ND	0.20	EPA 8260D	2-6-25	2-6-25	
1,2,3-Trichloropropane	ND	0.20	EPA 8260D	2-6-25	2-6-25	
n-Propylbenzene	ND	0.20	EPA 8260D	2-6-25	2-6-25	
2-Chlorotoluene	ND	0.20	EPA 8260D	2-6-25	2-6-25	
4-Chlorotoluene	ND	0.20	EPA 8260D	2-6-25	2-6-25	
1,3,5-Trimethylbenzene	ND	0.20	EPA 8260D	2-6-25	2-6-25	
tert-Butylbenzene	ND	0.20	EPA 8260D	2-6-25	2-6-25	
1,2,4-Trimethylbenzene	ND	0.20	EPA 8260D	2-6-25	2-6-25	
sec-Butylbenzene	ND	0.20	EPA 8260D	2-6-25	2-6-25	
1,3-Dichlorobenzene	ND	0.20	EPA 8260D	2-6-25	2-6-25	
p-Isopropyltoluene	ND	0.20	EPA 8260D	2-6-25	2-6-25	
1,4-Dichlorobenzene	ND	0.20	EPA 8260D	2-6-25	2-6-25	
1,2-Dichlorobenzene	ND	0.20	EPA 8260D	2-6-25	2-6-25	
n-Butylbenzene	ND	0.20	EPA 8260D	2-6-25	2-6-25	
1,2-Dibromo-3-chloropropane	ND	1.0	EPA 8260D	2-6-25	2-6-25	
1,2,4-Trichlorobenzene	ND	0.20	EPA 8260D	2-6-25	2-6-25	
Hexachlorobutadiene	ND	1.0	EPA 8260D	2-6-25	2-6-25	
Naphthalene	ND	1.0	EPA 8260D	2-6-25	2-6-25	
1,2,3-Trichlorobenzene	ND	1.0	EPA 8260D	2-6-25	2-6-25	
Surrogate:	*Percent Recovery*	*Control Limits*				
Dibromofluoromethane	*90*	*68-133*				
Toluene-d8	*102*	*79-123*				
4-Bromofluorobenzene	*100*	*78-117*				

This report pertains to the samples analyzed in accordance with the chain of custody, and is intended only for the use of the individual or company to whom it is addressed.

Date of Report: February 13, 2025
Samples Submitted: February 5, 2025
Laboratory Reference: 2502-057
Project: 17613-012-01

VOLATILE ORGANICS EPA 8260D
page 1 of 2

Matrix: Water
Units: ug/L

Analyte	Result	PQL	Method	Date Prepared	Date Analyzed	Flags
Client ID:	**TRIP BLANK**					
Laboratory ID:	02-057-04					
Dichlorodifluoromethane	ND	0.20	EPA 8260D	2-6-25	2-6-25	
Chloromethane	ND	1.0	EPA 8260D	2-6-25	2-6-25	
Vinyl Chloride	ND	0.20	EPA 8260D	2-6-25	2-6-25	
Bromomethane	ND	1.0	EPA 8260D	2-6-25	2-6-25	
Chloroethane	ND	1.0	EPA 8260D	2-6-25	2-6-25	
Trichlorofluoromethane	ND	0.20	EPA 8260D	2-6-25	2-6-25	
1,1-Dichloroethene	ND	0.20	EPA 8260D	2-6-25	2-6-25	
Acetone	ND	5.0	EPA 8260D	2-6-25	2-6-25	
Iodomethane	ND	1.0	EPA 8260D	2-6-25	2-6-25	
Carbon Disulfide	ND	0.26	EPA 8260D	2-6-25	2-6-25	
Methylene Chloride	ND	1.0	EPA 8260D	2-6-25	2-6-25	
(trans) 1,2-Dichloroethene	ND	0.20	EPA 8260D	2-6-25	2-6-25	
Methyl t-Butyl Ether	ND	0.20	EPA 8260D	2-6-25	2-6-25	
1,1-Dichloroethane	ND	0.20	EPA 8260D	2-6-25	2-6-25	
Vinyl Acetate	ND	1.0	EPA 8260D	2-6-25	2-6-25	
2,2-Dichloropropane	ND	0.20	EPA 8260D	2-6-25	2-6-25	
(cis) 1,2-Dichloroethene	ND	0.20	EPA 8260D	2-6-25	2-6-25	
2-Butanone	ND	5.0	EPA 8260D	2-6-25	2-6-25	
Bromochloromethane	ND	0.20	EPA 8260D	2-6-25	2-6-25	
Chloroform	ND	0.20	EPA 8260D	2-6-25	2-6-25	
1,1,1-Trichloroethane	ND	0.20	EPA 8260D	2-6-25	2-6-25	
Carbon Tetrachloride	ND	0.20	EPA 8260D	2-6-25	2-6-25	
1,1-Dichloropropene	ND	0.20	EPA 8260D	2-6-25	2-6-25	
Benzene	ND	0.20	EPA 8260D	2-6-25	2-6-25	
1,2-Dichloroethane	ND	0.20	EPA 8260D	2-6-25	2-6-25	
Trichloroethene	ND	0.20	EPA 8260D	2-6-25	2-6-25	
1,2-Dichloropropane	ND	0.20	EPA 8260D	2-6-25	2-6-25	
Dibromomethane	ND	0.20	EPA 8260D	2-6-25	2-6-25	
Bromodichloromethane	ND	0.20	EPA 8260D	2-6-25	2-6-25	
(cis) 1,3-Dichloropropene	ND	0.20	EPA 8260D	2-6-25	2-6-25	
Methyl Isobutyl Ketone	ND	2.0	EPA 8260D	2-6-25	2-6-25	
Toluene	ND	1.0	EPA 8260D	2-6-25	2-6-25	
(trans) 1,3-Dichloropropene	ND	0.20	EPA 8260D	2-6-25	2-6-25	

This report pertains to the samples analyzed in accordance with the chain of custody,
and is intended only for the use of the individual or company to whom it is addressed.

Date of Report: February 13, 2025
Samples Submitted: February 5, 2025
Laboratory Reference: 2502-057
Project: 17613-012-01

VOLATILE ORGANICS EPA 8260D
page 2 of 2

Analyte	Result	PQL	Method	Date Prepared	Date Analyzed	Flags
Client ID:	**TRIP BLANK**					
Laboratory ID:	02-057-04					
1,1,2-Trichloroethane	ND	0.20	EPA 8260D	2-6-25	2-6-25	
Tetrachloroethene	ND	0.20	EPA 8260D	2-6-25	2-6-25	
1,3-Dichloropropane	ND	0.20	EPA 8260D	2-6-25	2-6-25	
2-Hexanone	ND	2.0	EPA 8260D	2-6-25	2-6-25	
Dibromochloromethane	ND	0.20	EPA 8260D	2-6-25	2-6-25	
1,2-Dibromoethane	ND	0.20	EPA 8260D	2-6-25	2-6-25	
Chlorobenzene	ND	0.20	EPA 8260D	2-6-25	2-6-25	
1,1,1,2-Tetrachloroethane	ND	0.20	EPA 8260D	2-6-25	2-6-25	
Ethylbenzene	ND	0.20	EPA 8260D	2-6-25	2-6-25	
m,p-Xylene	ND	0.40	EPA 8260D	2-6-25	2-6-25	
o-Xylene	ND	0.20	EPA 8260D	2-6-25	2-6-25	
Styrene	ND	0.20	EPA 8260D	2-6-25	2-6-25	
Bromoform	ND	1.0	EPA 8260D	2-6-25	2-6-25	
Isopropylbenzene	ND	0.20	EPA 8260D	2-6-25	2-6-25	
Bromobenzene	ND	0.20	EPA 8260D	2-6-25	2-6-25	
1,1,2,2-Tetrachloroethane	ND	0.20	EPA 8260D	2-6-25	2-6-25	
1,2,3-Trichloropropane	ND	0.20	EPA 8260D	2-6-25	2-6-25	
n-Propylbenzene	ND	0.20	EPA 8260D	2-6-25	2-6-25	
2-Chlorotoluene	ND	0.20	EPA 8260D	2-6-25	2-6-25	
4-Chlorotoluene	ND	0.20	EPA 8260D	2-6-25	2-6-25	
1,3,5-Trimethylbenzene	ND	0.20	EPA 8260D	2-6-25	2-6-25	
tert-Butylbenzene	ND	0.20	EPA 8260D	2-6-25	2-6-25	
1,2,4-Trimethylbenzene	ND	0.20	EPA 8260D	2-6-25	2-6-25	
sec-Butylbenzene	ND	0.20	EPA 8260D	2-6-25	2-6-25	
1,3-Dichlorobenzene	ND	0.20	EPA 8260D	2-6-25	2-6-25	
p-Isopropyltoluene	ND	0.20	EPA 8260D	2-6-25	2-6-25	
1,4-Dichlorobenzene	ND	0.20	EPA 8260D	2-6-25	2-6-25	
1,2-Dichlorobenzene	ND	0.20	EPA 8260D	2-6-25	2-6-25	
n-Butylbenzene	ND	0.20	EPA 8260D	2-6-25	2-6-25	
1,2-Dibromo-3-chloropropane	ND	1.0	EPA 8260D	2-6-25	2-6-25	
1,2,4-Trichlorobenzene	ND	0.20	EPA 8260D	2-6-25	2-6-25	
Hexachlorobutadiene	ND	1.0	EPA 8260D	2-6-25	2-6-25	
Naphthalene	ND	1.0	EPA 8260D	2-6-25	2-6-25	
1,2,3-Trichlorobenzene	ND	1.0	EPA 8260D	2-6-25	2-6-25	
Surrogate:	*Percent Recovery*	*Control Limits*				
Dibromofluoromethane	*91*	*68-133*				
Toluene-d8	*101*	*79-123*				
4-Bromofluorobenzene	*98*	*78-117*				

This report pertains to the samples analyzed in accordance with the chain of custody, and is intended only for the use of the individual or company to whom it is addressed.

Date of Report: February 13, 2025
Samples Submitted: February 5, 2025
Laboratory Reference: 2502-057
Project: 17613-012-01

GASOLINE RANGE ORGANICS
NWTPH-Gx
QUALITY CONTROL

Matrix: Water
Units: ug/L (ppb)

Analyte	Result	PQL	Method	Date Prepared	Date Analyzed	Flags
METHOD BLANK						
Laboratory ID:	MB0210W1					
Gasoline	**ND**	100	NWTPH-Gx	2-10-25	2-10-25	
Surrogate:	*Percent Recovery*	*Control Limits*				
Fluorobenzene	*81*	*61-122*				

Analyte	Result		Spike Level		Source Result	Percent Recovery		Recovery Limits	RPD	RPD Limit	Flags
DUPLICATE											
Laboratory ID:	02-057-01										
	ORIG	DUP									
Gasoline	**ND**	**ND**	NA	NA		NA		NA	NA	30	
Surrogate:											
Fluorobenzene						*79*	*76*	*61-122*			

This report pertains to the samples analyzed in accordance with the chain of custody, and is intended only for the use of the individual or company to whom it is addressed.

Date of Report: February 13, 2025
Samples Submitted: February 5, 2025
Laboratory Reference: 2502-057
Project: 17613-012-01

DIESEL AND HEAVY OIL RANGE ORGANICS
NWTPH-Dx
QUALITY CONTROL

Matrix: Water
Units: mg/L (ppm)

Analyte	Result	PQL	Method	Date Prepared	Date Analyzed	Flags
METHOD BLANK						
Laboratory ID:	MB0207W1					
Diesel Range Organics	**ND**	0.16	NWTPH-Dx	2-7-25	2-7-25	
Lube Oil Range Organics	**ND**	0.16	NWTPH-Dx	2-7-25	2-7-25	
Surrogate:	*Percent Recovery*	*Control Limits*				
o-Terphenyl	*98*	*50-150*				
Laboratory ID:	MB0207W1					
Diesel Range Organics	**ND**	0.16	NWTPH-Dx	2-7-25	2-7-25	X2
Lube Oil Range Organics	**ND**	0.16	NWTPH-Dx	2-7-25	2-7-25	X2
Surrogate:	*Percent Recovery*	*Control Limits*				
o-Terphenyl	*101*	*50-150*				

Analyte	Result		Spike Level		Source Result	Percent Recovery		Recovery Limits	RPD	RPD Limit	Flags
DUPLICATE											
Laboratory ID:	SB0207W1										
	ORIG	DUP									
Diesel Fuel #2	**0.477**	**0.437**	NA	NA		NA		NA	9	40	
Surrogate:											
o-Terphenyl						*112*	*100*	*50-150*			
Laboratory ID:	SB0207W1										
	ORIG	DUP									
Diesel Fuel #2	**0.579**	**0.472**	NA	NA		NA		NA	20	40	X2
Surrogate:											
o-Terphenyl						*124*	*117*	*50-150*			

This report pertains to the samples analyzed in accordance with the chain of custody,
and is intended only for the use of the individual or company to whom it is addressed.

Date of Report: February 13, 2025
Samples Submitted: February 5, 2025
Laboratory Reference: 2502-057
Project: 17613-012-01

VOLATILE ORGANICS EPA 8260D
QUALITY CONTROL
page 1 of 2

Matrix: Water
Units: ug/L

Analyte	Result	PQL	Method	Date Prepared	Date Analyzed	Flags
METHOD BLANK						
Laboratory ID:	MB0206W1					
Dichlorodifluoromethane	ND	0.20	EPA 8260D	2-6-25	2-6-25	
Chloromethane	ND	1.0	EPA 8260D	2-6-25	2-6-25	
Vinyl Chloride	ND	0.20	EPA 8260D	2-6-25	2-6-25	
Bromomethane	ND	1.0	EPA 8260D	2-6-25	2-6-25	
Chloroethane	ND	1.0	EPA 8260D	2-6-25	2-6-25	
Trichlorofluoromethane	ND	0.20	EPA 8260D	2-6-25	2-6-25	
1,1-Dichloroethene	ND	0.20	EPA 8260D	2-6-25	2-6-25	
Acetone	ND	5.0	EPA 8260D	2-6-25	2-6-25	
Iodomethane	ND	1.0	EPA 8260D	2-6-25	2-6-25	
Carbon Disulfide	ND	0.26	EPA 8260D	2-6-25	2-6-25	
Methylene Chloride	ND	1.0	EPA 8260D	2-6-25	2-6-25	
(trans) 1,2-Dichloroethene	ND	0.20	EPA 8260D	2-6-25	2-6-25	
Methyl t-Butyl Ether	ND	0.20	EPA 8260D	2-6-25	2-6-25	
1,1-Dichloroethane	ND	0.20	EPA 8260D	2-6-25	2-6-25	
Vinyl Acetate	ND	1.0	EPA 8260D	2-6-25	2-6-25	
2,2-Dichloropropane	ND	0.20	EPA 8260D	2-6-25	2-6-25	
(cis) 1,2-Dichloroethene	ND	0.20	EPA 8260D	2-6-25	2-6-25	
2-Butanone	ND	5.0	EPA 8260D	2-6-25	2-6-25	
Bromochloromethane	ND	0.20	EPA 8260D	2-6-25	2-6-25	
Chloroform	ND	0.20	EPA 8260D	2-6-25	2-6-25	
1,1,1-Trichloroethane	ND	0.20	EPA 8260D	2-6-25	2-6-25	
Carbon Tetrachloride	ND	0.20	EPA 8260D	2-6-25	2-6-25	
1,1-Dichloropropene	ND	0.20	EPA 8260D	2-6-25	2-6-25	
Benzene	ND	0.20	EPA 8260D	2-6-25	2-6-25	
1,2-Dichloroethane	ND	0.20	EPA 8260D	2-6-25	2-6-25	
Trichloroethene	ND	0.20	EPA 8260D	2-6-25	2-6-25	
1,2-Dichloropropane	ND	0.20	EPA 8260D	2-6-25	2-6-25	
Dibromomethane	ND	0.20	EPA 8260D	2-6-25	2-6-25	
Bromodichloromethane	ND	0.20	EPA 8260D	2-6-25	2-6-25	
(cis) 1,3-Dichloropropene	ND	0.20	EPA 8260D	2-6-25	2-6-25	
Methyl Isobutyl Ketone	ND	2.0	EPA 8260D	2-6-25	2-6-25	
Toluene	ND	1.0	EPA 8260D	2-6-25	2-6-25	
(trans) 1,3-Dichloropropene	ND	0.20	EPA 8260D	2-6-25	2-6-25	

This report pertains to the samples analyzed in accordance with the chain of custody,
and is intended only for the use of the individual or company to whom it is addressed.

Date of Report: February 13, 2025
Samples Submitted: February 5, 2025
Laboratory Reference: 2502-057
Project: 17613-012-01

VOLATILE ORGANICS EPA 8260D
QUALITY CONTROL
page 2 of 2

Analyte	Result	PQL	Method	Date Prepared	Date Analyzed	Flags
METHOD BLANK						
Laboratory ID:	MB0206W1					
1,1,2-Trichloroethane	ND	0.20	EPA 8260D	2-6-25	2-6-25	
Tetrachloroethene	ND	0.20	EPA 8260D	2-6-25	2-6-25	
1,3-Dichloropropane	ND	0.20	EPA 8260D	2-6-25	2-6-25	
2-Hexanone	ND	2.0	EPA 8260D	2-6-25	2-6-25	
Dibromochloromethane	ND	0.20	EPA 8260D	2-6-25	2-6-25	
1,2-Dibromoethane	ND	0.20	EPA 8260D	2-6-25	2-6-25	
Chlorobenzene	ND	0.20	EPA 8260D	2-6-25	2-6-25	
1,1,1,2-Tetrachloroethane	ND	0.20	EPA 8260D	2-6-25	2-6-25	
Ethylbenzene	ND	0.20	EPA 8260D	2-6-25	2-6-25	
m,p-Xylene	ND	0.40	EPA 8260D	2-6-25	2-6-25	
o-Xylene	ND	0.20	EPA 8260D	2-6-25	2-6-25	
Styrene	ND	0.20	EPA 8260D	2-6-25	2-6-25	
Bromoform	ND	1.0	EPA 8260D	2-6-25	2-6-25	
Isopropylbenzene	ND	0.20	EPA 8260D	2-6-25	2-6-25	
Bromobenzene	ND	0.20	EPA 8260D	2-6-25	2-6-25	
1,1,2,2-Tetrachloroethane	ND	0.20	EPA 8260D	2-6-25	2-6-25	
1,2,3-Trichloropropane	ND	0.20	EPA 8260D	2-6-25	2-6-25	
n-Propylbenzene	ND	0.20	EPA 8260D	2-6-25	2-6-25	
2-Chlorotoluene	ND	0.20	EPA 8260D	2-6-25	2-6-25	
4-Chlorotoluene	ND	0.20	EPA 8260D	2-6-25	2-6-25	
1,3,5-Trimethylbenzene	ND	0.20	EPA 8260D	2-6-25	2-6-25	
tert-Butylbenzene	ND	0.20	EPA 8260D	2-6-25	2-6-25	
1,2,4-Trimethylbenzene	ND	0.20	EPA 8260D	2-6-25	2-6-25	
sec-Butylbenzene	ND	0.20	EPA 8260D	2-6-25	2-6-25	
1,3-Dichlorobenzene	ND	0.20	EPA 8260D	2-6-25	2-6-25	
p-Isopropyltoluene	ND	0.20	EPA 8260D	2-6-25	2-6-25	
1,4-Dichlorobenzene	ND	0.20	EPA 8260D	2-6-25	2-6-25	
1,2-Dichlorobenzene	ND	0.20	EPA 8260D	2-6-25	2-6-25	
n-Butylbenzene	ND	0.20	EPA 8260D	2-6-25	2-6-25	
1,2-Dibromo-3-chloropropane	ND	1.0	EPA 8260D	2-6-25	2-6-25	
1,2,4-Trichlorobenzene	ND	0.20	EPA 8260D	2-6-25	2-6-25	
Hexachlorobutadiene	ND	1.0	EPA 8260D	2-6-25	2-6-25	
Naphthalene	ND	1.0	EPA 8260D	2-6-25	2-6-25	
1,2,3-Trichlorobenzene	ND	1.0	EPA 8260D	2-6-25	2-6-25	
Surrogate:	*Percent Recovery*	*Control Limits*				
Dibromofluoromethane	*90*	*68-133*				
Toluene-d8	*102*	*79-123*				
4-Bromofluorobenzene	*101*	*78-117*				

This report pertains to the samples analyzed in accordance with the chain of custody, and is intended only for the use of the individual or company to whom it is addressed.

Date of Report: February 13, 2025
Samples Submitted: February 5, 2025
Laboratory Reference: 2502-057
Project: 17613-012-01

VOLATILE ORGANICS EPA 8260D
QUALITY CONTROL
page 1 of 2

Matrix: Water
Units: ug/L

Analyte	Result		Spike Level		Percent Recovery		Recovery Limits	RPD	RPD Limit	Flags
SPIKE BLANKS										
Laboratory ID:	SB0206W1									
	SB	SBD	SB	SBD	SB	SBD				
Dichlorodifluoromethane	**10.4**	**6.97**	10.0	10.0	104	70	34-166	39	21	L
Chloromethane	**10.4**	**9.92**	10.0	10.0	104	99	45-145	5	19	
Vinyl Chloride	**9.80**	**9.46**	10.0	10.0	98	95	67-130	4	15	
Bromomethane	**8.83**	**9.45**	10.0	10.0	88	95	27-165	7	36	
Chloroethane	**9.61**	**9.51**	10.0	10.0	96	95	61-132	1	18	
Trichlorofluoromethane	**10.4**	**9.91**	10.0	10.0	104	99	67-136	5	17	
1,1-Dichloroethene	**9.79**	**9.58**	10.0	10.0	98	96	74-125	2	15	
Acetone	**10.5**	**10.5**	10.0	10.0	105	105	49-140	0	20	
Iodomethane	**8.05**	**8.67**	10.0	10.0	81	87	15-154	7	49	
Carbon Disulfide	**7.72**	**7.52**	10.0	10.0	77	75	58-122	3	18	
Methylene Chloride	**10.2**	**10.1**	10.0	10.0	102	101	70-123	1	15	
(trans) 1,2-Dichloroethene	**9.40**	**9.59**	10.0	10.0	94	96	77-125	2	15	
Methyl t-Butyl Ether	**10.4**	**10.1**	10.0	10.0	104	101	64-133	3	15	
1,1-Dichloroethane	**9.69**	**9.75**	10.0	10.0	97	98	75-125	1	15	
Vinyl Acetate	**13.4**	**13.4**	10.0	10.0	134	134	61-138	0	16	
2,2-Dichloropropane	**10.6**	**10.9**	10.0	10.0	106	109	74-152	3	15	
(cis) 1,2-Dichloroethene	**9.58**	**9.86**	10.0	10.0	96	99	78-130	3	15	
2-Butanone	**10.2**	**9.65**	10.0	10.0	102	97	58-144	6	16	
Bromochloromethane	**9.19**	**9.95**	10.0	10.0	92	100	79-132	8	15	
Chloroform	**9.55**	**9.51**	10.0	10.0	96	95	73-128	0	15	
1,1,1-Trichloroethane	**9.65**	**9.79**	10.0	10.0	97	98	72-127	1	15	
Carbon Tetrachloride	**10.0**	**10.1**	10.0	10.0	100	101	68-131	1	15	
1,1-Dichloropropene	**9.67**	**9.50**	10.0	10.0	97	95	73-125	2	15	
Benzene	**9.78**	**10.0**	10.0	10.0	98	100	76-124	2	15	
1,2-Dichloroethane	**10.0**	**9.81**	10.0	10.0	100	98	68-133	2	15	
Trichloroethene	**10.8**	**10.7**	10.0	10.0	108	107	80-126	1	15	
1,2-Dichloropropane	**10.3**	**10.0**	10.0	10.0	103	100	78-124	3	15	
Dibromomethane	**11.2**	**10.8**	10.0	10.0	112	108	76-131	4	15	
Bromodichloromethane	**11.0**	**10.9**	10.0	10.0	110	109	81-128	1	15	
(cis) 1,3-Dichloropropene	**11.1**	**11.2**	10.0	10.0	111	112	80-131	1	15	
Methyl Isobutyl Ketone	**10.7**	**10.5**	10.0	10.0	107	105	67-133	2	16	
Toluene	**10.2**	**10.3**	10.0	10.0	102	103	75-120	1	15	
(trans) 1,3-Dichloropropene	**11.4**	**11.3**	10.0	10.0	114	113	77-128	1	15	

This report pertains to the samples analyzed in accordance with the chain of custody,
and is intended only for the use of the individual or company to whom it is addressed.

Date of Report: February 13, 2025
Samples Submitted: February 5, 2025
Laboratory Reference: 2502-057
Project: 17613-012-01

VOLATILE ORGANICS EPA 8260D
QUALITY CONTROL
page 2 of 2

Analyte	Result		Spike Level		Percent Recovery		Recovery Limits	RPD	RPD Limit	Flags
SPIKE BLANKS										
Laboratory ID:	SB0206W1									
	SB	SBD	SB	SBD	SB	SBD				
1,1,2-Trichloroethane	**10.3**	**9.94**	10.0	10.0	103	99	80-124	4	15	
Tetrachloroethene	**10.0**	**10.1**	10.0	10.0	100	101	80-125	1	15	
1,3-Dichloropropane	**10.0**	**9.91**	10.0	10.0	100	99	82-121	1	15	
2-Hexanone	**9.71**	**10.5**	10.0	10.0	97	105	65-134	8	20	
Dibromochloromethane	**9.83**	**9.23**	10.0	10.0	98	92	81-131	6	15	
1,2-Dibromoethane	**10.9**	**10.6**	10.0	10.0	109	106	82-129	3	15	
Chlorobenzene	**9.89**	**9.95**	10.0	10.0	99	100	80-119	1	15	
1,1,1,2-Tetrachloroethane	**10.5**	**10.2**	10.0	10.0	105	102	80-124	3	15	
Ethylbenzene	**9.87**	**9.98**	10.0	10.0	99	100	80-121	1	15	
m,p-Xylene	**19.6**	**19.8**	20.0	20.0	98	99	80-122	1	15	
o-Xylene	**9.96**	**10.0**	10.0	10.0	100	100	80-121	0	15	
Styrene	**10.1**	**10.3**	10.0	10.0	101	103	82-128	2	15	
Bromoform	**10.9**	**10.9**	10.0	10.0	109	109	77-131	0	15	
Isopropylbenzene	**9.96**	**10.2**	10.0	10.0	100	102	80-126	2	15	
Bromobenzene	**9.82**	**9.52**	10.0	10.0	98	95	73-131	3	15	
1,1,2,2-Tetrachloroethane	**9.79**	**9.70**	10.0	10.0	98	97	66-138	1	15	
1,2,3-Trichloropropane	**9.72**	**9.10**	10.0	10.0	97	91	67-127	7	18	
n-Propylbenzene	**9.57**	**9.57**	10.0	10.0	96	96	78-134	0	15	
2-Chlorotoluene	**9.58**	**9.40**	10.0	10.0	96	94	77-131	2	15	
4-Chlorotoluene	**9.94**	**10.0**	10.0	10.0	99	100	79-133	1	15	
1,3,5-Trimethylbenzene	**9.70**	**9.70**	10.0	10.0	97	97	79-132	0	15	
tert-Butylbenzene	**9.38**	**9.26**	10.0	10.0	94	93	77-133	1	16	
1,2,4-Trimethylbenzene	**9.63**	**9.67**	10.0	10.0	96	97	80-132	0	15	
sec-Butylbenzene	**9.71**	**9.64**	10.0	10.0	97	96	79-135	1	15	
1,3-Dichlorobenzene	**9.86**	**9.71**	10.0	10.0	99	97	79-131	2	15	
p-Isopropyltoluene	**9.94**	**10.0**	10.0	10.0	99	100	80-137	1	15	
1,4-Dichlorobenzene	**9.70**	**9.57**	10.0	10.0	97	96	78-127	1	15	
1,2-Dichlorobenzene	**10.1**	**9.89**	10.0	10.0	101	99	79-129	2	15	
n-Butylbenzene	**9.67**	**9.83**	10.0	10.0	97	98	78-144	2	16	
1,2-Dibromo-3-chloropropane	**10.5**	**10.1**	10.0	10.0	105	101	62-140	4	18	
1,2,4-Trichlorobenzene	**10.9**	**10.8**	10.0	10.0	109	108	72-142	1	21	
Hexachlorobutadiene	**9.43**	**9.44**	10.0	10.0	94	94	69-149	0	24	
Naphthalene	**11.0**	**10.6**	10.0	10.0	110	106	53-144	4	25	
1,2,3-Trichlorobenzene	**10.5**	**10.6**	10.0	10.0	105	106	63-146	1	30	
Surrogate:										
Dibromofluoromethane					*92*	*91*	*68-133*			
Toluene-d8					*100*	*100*	*79-123*			
4-Bromofluorobenzene					*98*	*102*	*78-117*			

This report pertains to the samples analyzed in accordance with the chain of custody, and is intended only for the use of the individual or company to whom it is addressed.

OnSite Environmental Inc.

Data Qualifiers and Abbreviations

A - Due to a high sample concentration, the amount spiked is insufficient for meaningful MS/MSD recovery data.

B - The analyte indicated was also found in the blank sample.

C - The duplicate RPD is outside control limits due to high result variability when analyte concentrations are within five times the quantitation limit.

E - The value reported exceeds the quantitation range and is an estimate.

F - Surrogate recovery data is not available due to the high concentration of coeluting target compounds.

H - The analyte indicated is a common laboratory solvent and may have been introduced during sample preparation, and be impacting the sample result.

I - Compound recovery is outside of the control limits.

J - The value reported was below the practical quantitation limit. The value is an estimate.

K - Sample duplicate RPD is outside control limits due to sample inhomogeneity. The sample was re-extracted and re-analyzed with similar results.

L - The RPD is outside of the control limits.

M - Hydrocarbons in the gasoline range are impacting the diesel range result.

M1 - Hydrocarbons in the gasoline range (toluene-naphthalene) are present in the sample.

N - Hydrocarbons in the lube oil range are impacting the diesel range result.

N1 - Hydrocarbons in diesel range are impacting lube oil range results.

O - Hydrocarbons indicative of heavier fuels are present in the sample and are impacting the gasoline result.

P - The RPD of the detected concentrations between the two columns is greater than 40.

Q - Surrogate recovery is outside of the control limits.

S - Surrogate recovery data is not available due to the necessary dilution of the sample.

T - The sample chromatogram is not similar to a typical _____.

U - The analyte was analyzed for, but was not detected above the reported sample quantitation limit.

U1 - The practical quantitation limit is elevated due to interferences present in the sample.

V - Matrix Spike/Matrix Spike Duplicate recoveries are outside control limits due to matrix effects.

W - Matrix Spike/Matrix Spike Duplicate RPD are outside control limits due to matrix effects.

X - Sample extract treated with a mercury cleanup procedure.

X1 - Sample extract treated with a sulfuric acid/silica gel cleanup procedure.

X2 - Sample extract treated with a silica gel cleanup procedure.

Y - The calibration verification for this analyte exceeded the 20% drift specified in methods 8260 & 8270, and therefore the reported result should be considered an estimate. The overall performance of the calibration verification standard met the acceptance criteria of the method.

Y1 - Negative effects of the matrix from this sample on the instrument caused values for this analyte in the bracketing continuing calibration verification standard (CCVs) to be outside of 20% acceptance criteria. Because of this, quantitation limits and sample concentrations should be considered estimates.

Z -

ND - Not Detected at PQL
PQL - Practical Quantitation Limit
RPD - Relative Percent Difference

This report pertains to the samples analyzed in accordance with the chain of custody, and is intended only for the use of the individual or company to whom it is addressed.

Chain of Custody

Page 1 of 1

OnSite Environmental Inc.
Analytical Laboratory Testing Services
14648 NE 95th Street • Redmond, WA 98052
Phone: (425) 883-3881 • www.onsite-env.com

Laboratory Number: 02-057

Company: GeoEngineers Inc
Project Number: 17613-012-01
Project Name: Mt Baker St. Development
Project Manager: Jacob Letts
Sampled by: Meredith Bush

Turnaround Request (in working days)
(Check One)
☐ Same Day ☐ 1 Day
☐ 2 Days ☐ 3 Days
☒ Standard (7 Days)
☐ _____ (other)

Lab ID	Sample Identification	Date Sampled	Time Sampled	Matrix	Number of Containers	NWTPH-HCID	NWTPH-Gx/BTEX (8021☐ 8260☐)	NWTPH-Gx	NWTPH-Dx (SG Clean-up ☐) w/ and w/o SGC	Volatiles 8260	Halogenated Volatiles 8260	EDB EPA 8011 (Waters Only)	Semivolatiles 8270/SIM (with low-level PAHs)	PAHs 8270/SIM (low-level)	PCBs 8082	Organochlorine Pesticides 8081	Organophosphorus Pesticides 8270/SIM	Chlorinated Acid Herbicides 8151	Total RCRA Metals	Total MTCA Metals	TCLP Metals	HEM (oil and grease) 1664	% Moisture
1	RI-DP1-250204	2/4/25	0845	GW	7			X	X	X													
2	RI-DP2-250204	↓	1005	↓	↓			↓	↓	↓													
3	RI-DP4-250204	↓	1115	↓	6			↓	↓	↓													
4	TB-250204	2/4	—	—	3					X													

	Signature	Company	Date	Time
Relinquished		GEI	2/5/2025	1038
Received		SPEEDY	2/5/25	1038
Relinquished		SPEEDY	2/5/25	1113
Received		GSE	2/5/25	1113
Relinquished				
Received				
Reviewed/Date		Reviewed/Date		

Comments/Special Instructions
RI-DP2-250204 is very turbid
RI-DP4-250204 missing one amber

Data Package: Standard ☐ Level III ☐ Level IV ☐
Chromatograms with final report ☐ Electronic Data Deliverables (EDDs) ☐

File :X:\DIESELS\Vigo\Data\V250207\0207-V14.D
Operator : LW
Acquired : 7 Feb 2025 18:38 using AcqMethod V241115F.M
Instrument : Vigo
Sample Name: 02-057-02
Misc Info : Sample
Vial Number: 14

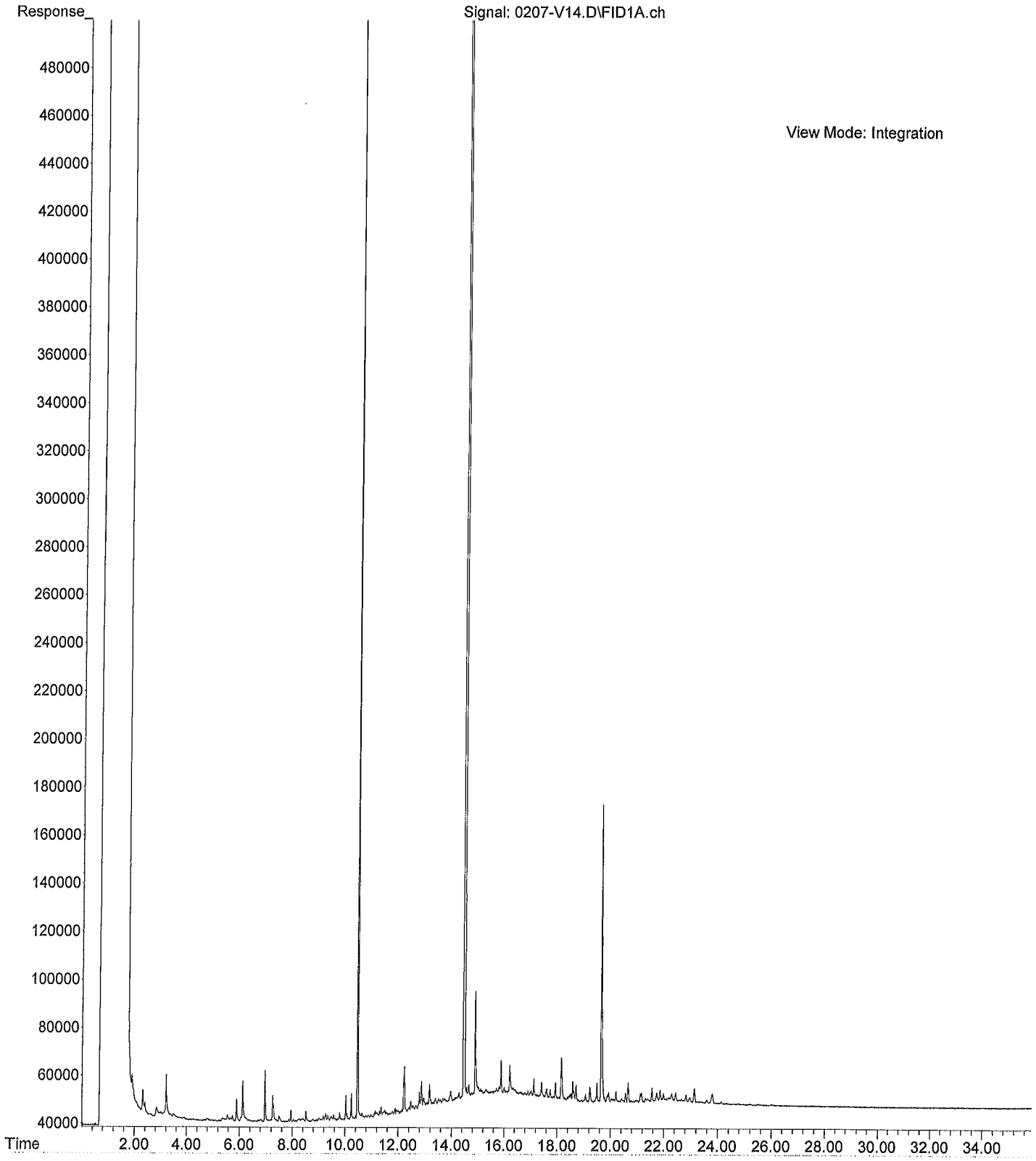

OnSite Environmental Inc.
14648 NE 95th Street, Redmond, WA 98052 • (425) 883-3881

February 14, 2025

Jacob Letts
GeoEngineers, Inc.
1101 Fawcett Avenue South, Suite 200
Tacoma, WA 98402

Re: Analytical Data for Project 17613-012-01
Laboratory Reference No. 2502-073

Dear Jacob:

Enclosed are the analytical results and associated quality control data for samples submitted on February 6, 2025.

The standard policy of OnSite Environmental, Inc. is to store your samples for 30 days from the date of receipt. If you require longer storage, please contact the laboratory.

We appreciate the opportunity to be of service to you on this project. If you have any questions concerning the data, or need additional information, please feel free to call me.

Sincerely,

David Baumeister
Project Manager

Enclosures

This report pertains to the samples analyzed in accordance with the chain of custody,
and is intended only for the use of the individual or company to whom it is addressed.

Date of Report: February 14, 2025
Samples Submitted: February 6, 2025
Laboratory Reference: 2502-073
Project: 17613-012-01

Case Narrative

Samples were collected on February 6, 2025 and received by the laboratory on February 6, 2025. They were maintained at the laboratory at a temperature of 2°C to 6°C.

Please note that any and all soil sample results are reported on a dry-weight basis, unless otherwise noted below. However the soil results for the QA/QC samples are reported on a wet-weight basis.

General QA/QC issues associated with the analytical data enclosed in this laboratory report will be indicated with a reference to a comment or explanation on the Data Qualifier page. More complex and involved QA/QC issues will be discussed in detail below.

Volatiles EPA 8260D Analysis

The percent recovery for Vinyl Acetate is outside the control limits in the Spike Blank and Spike Blank Duplicate. The method allows for a percentage of the compounds to fall outside of the control limits due to the large number of analytes being spiked.

Any other QA/QC issues associated with this extraction and analysis will be indicated with a footnote reference and discussed in detail on the Data Qualifier page.

This report pertains to the samples analyzed in accordance with the chain of custody, and is intended only for the use of the individual or company to whom it is addressed.

Date of Report: February 14, 2025
Samples Submitted: February 6, 2025
Laboratory Reference: 2502-073
Project: 17613-012-01

ANALYTICAL REPORT FOR SAMPLES

Client ID	Laboratory ID	Matrix	Date Sampled	Date Received	Notes
R1-MW4-020625	02-073-01	Water	2-6-25	2-6-25	
R1-MW5-020625	02-073-02	Water	2-6-25	2-6-25	
R1-MW1-020625	02-073-03	Water	2-6-25	2-6-25	
DUP-1-020625	02-073-04	Water	2-6-25	2-6-25	

This report pertains to the samples analyzed in accordance with the chain of custody,
and is intended only for the use of the individual or company to whom it is addressed.

Date of Report: February 14, 2025
Samples Submitted: February 6, 2025
Laboratory Reference: 2502-073
Project: 17613-012-01

GASOLINE RANGE ORGANICS
NWTPH-Gx

Matrix: Water
Units: ug/L (ppb)

Analyte	Result	PQL	Method	Date Prepared	Date Analyzed	Flags
Client ID:	**RI-MW4-020625**					
Laboratory ID:	02-073-01					
Gasoline	**ND**	100	NWTPH-Gx	2-7-25	2-7-25	
Surrogate:	*Percent Recovery*	*Control Limits*				
Fluorobenzene	*107*	*61-122*				
Client ID:	**RI-MW5-020625**					
Laboratory ID:	02-073-02					
Gasoline	**ND**	100	NWTPH-Gx	2-7-25	2-7-25	
Surrogate:	*Percent Recovery*	*Control Limits*				
Fluorobenzene	*77*	*61-122*				
Client ID:	**RI-MW1-020625**					
Laboratory ID:	02-073-03					
Gasoline	**ND**	100	NWTPH-Gx	2-7-25	2-7-25	
Surrogate:	*Percent Recovery*	*Control Limits*				
Fluorobenzene	*79*	*61-122*				
Client ID:	**DUP-1-020625**					
Laboratory ID:	02-073-04					
Gasoline	**ND**	100	NWTPH-Gx	2-7-25	2-7-25	
Surrogate:	*Percent Recovery*	*Control Limits*				
Fluorobenzene	*79*	*61-122*				

This report pertains to the samples analyzed in accordance with the chain of custody,
and is intended only for the use of the individual or company to whom it is addressed.

Date of Report: February 14, 2025
Samples Submitted: February 6, 2025
Laboratory Reference: 2502-073
Project: 17613-012-01

DIESEL AND HEAVY OIL RANGE ORGANICS
NWTPH-Dx

Matrix: Water
Units: mg/L (ppm)

Analyte	Result	PQL	Method	Date Prepared	Date Analyzed	Flags
Client ID:	**RI-MW4-020625**					
Laboratory ID:	02-073-01					
Diesel Range Organics	**ND**	0.20	NWTPH-Dx	2-11-25	2-12-25	
Lube Oil Range Organics	**ND**	0.20	NWTPH-Dx	2-11-25	2-12-25	
Surrogate:	*Percent Recovery*	*Control Limits*				
o-Terphenyl	*117*	*50-150*				
Client ID:	**RI-MW4-020625**					
Laboratory ID:	02-073-01					
Diesel Range Organics	**ND**	0.20	NWTPH-Dx	2-11-25	2-12-25	X2
Lube Oil Range Organics	**ND**	0.20	NWTPH-Dx	2-11-25	2-12-25	X2
Surrogate:	*Percent Recovery*	*Control Limits*				
o-Terphenyl	*107*	*50-150*				
Client ID:	**RI-MW5-020625**					
Laboratory ID:	02-073-02					
Diesel Range Organics	**ND**	0.20	NWTPH-Dx	2-11-25	2-11-25	
Lube Oil Range Organics	**ND**	0.20	NWTPH-Dx	2-11-25	2-11-25	
Surrogate:	*Percent Recovery*	*Control Limits*				
o-Terphenyl	*104*	*50-150*				
Client ID:	**RI-MW5-020625**					
Laboratory ID:	02-073-02					
Diesel Range Organics	**ND**	0.20	NWTPH-Dx	2-11-25	2-11-25	X2
Lube Oil Range Organics	**ND**	0.20	NWTPH-Dx	2-11-25	2-11-25	X2
Surrogate:	*Percent Recovery*	*Control Limits*				
o-Terphenyl	*108*	*50-150*				
Client ID:	**RI-MW1-020625**					
Laboratory ID:	02-073-03					
Diesel Range Organics	**ND**	0.20	NWTPH-Dx	2-11-25	2-12-25	
Lube Oil Range Organics	**ND**	0.20	NWTPH-Dx	2-11-25	2-12-25	
Surrogate:	*Percent Recovery*	*Control Limits*				
o-Terphenyl	*94*	*50-150*				
Client ID:	**RI-MW1-020625**					
Laboratory ID:	02-073-03					
Diesel Range Organics	**ND**	0.20	NWTPH-Dx	2-11-25	2-12-25	X2
Lube Oil Range Organics	**ND**	0.20	NWTPH-Dx	2-11-25	2-12-25	X2
Surrogate:	*Percent Recovery*	*Control Limits*				
o-Terphenyl	*98*	*50-150*				

This report pertains to the samples analyzed in accordance with the chain of custody, and is intended only for the use of the individual or company to whom it is addressed.

Date of Report: February 14, 2025
Samples Submitted: February 6, 2025
Laboratory Reference: 2502-073
Project: 17613-012-01

DIESEL AND HEAVY OIL RANGE ORGANICS
NWTPH-Dx

Matrix: Water
Units: mg/L (ppm)

Analyte	Result	PQL	Method	Date Prepared	Date Analyzed	Flags
Client ID:	**DUP-1-020625**					
Laboratory ID:	02-073-04					
Diesel Range Organics	**ND**	0.20	NWTPH-Dx	2-11-25	2-11-25	
Lube Oil Range Organics	**ND**	0.20	NWTPH-Dx	2-11-25	2-11-25	
Surrogate:	*Percent Recovery*	*Control Limits*				
o-Terphenyl	*92*	*50-150*				
Client ID:	**DUP-1-020625**					
Laboratory ID:	02-073-04					
Diesel Range Organics	**ND**	0.20	NWTPH-Dx	2-11-25	2-11-25	X2
Lube Oil Range Organics	**ND**	0.20	NWTPH-Dx	2-11-25	2-11-25	X2
Surrogate:	*Percent Recovery*	*Control Limits*				
o-Terphenyl	*103*	*50-150*				

This report pertains to the samples analyzed in accordance with the chain of custody,
and is intended only for the use of the individual or company to whom it is addressed.

Date of Report: February 14, 2025
Samples Submitted: February 6, 2025
Laboratory Reference: 2502-073
Project: 17613-012-01

VOLATILE ORGANICS EPA 8260D
page 1 of 2

Matrix: Water
Units: ug/L

Analyte	Result	PQL	Method	Date Prepared	Date Analyzed	Flags
Client ID:	**RI-MW4-020625**					
Laboratory ID:	02-073-01					
Dichlorodifluoromethane	ND	0.20	EPA 8260D	2-10-25	2-10-25	
Chloromethane	ND	1.0	EPA 8260D	2-10-25	2-10-25	
Vinyl Chloride	ND	0.20	EPA 8260D	2-10-25	2-10-25	
Bromomethane	ND	1.0	EPA 8260D	2-10-25	2-10-25	
Chloroethane	ND	1.0	EPA 8260D	2-10-25	2-10-25	
Trichlorofluoromethane	ND	0.20	EPA 8260D	2-10-25	2-10-25	
1,1-Dichloroethene	ND	0.20	EPA 8260D	2-10-25	2-10-25	
Acetone	ND	5.0	EPA 8260D	2-10-25	2-10-25	
Iodomethane	ND	1.4	EPA 8260D	2-10-25	2-10-25	
Carbon Disulfide	ND	0.20	EPA 8260D	2-10-25	2-10-25	
Methylene Chloride	ND	1.0	EPA 8260D	2-10-25	2-10-25	
(trans) 1,2-Dichloroethene	ND	0.20	EPA 8260D	2-10-25	2-10-25	
Methyl t-Butyl Ether	ND	0.20	EPA 8260D	2-10-25	2-10-25	
1,1-Dichloroethane	ND	0.20	EPA 8260D	2-10-25	2-10-25	
Vinyl Acetate	ND	1.0	EPA 8260D	2-10-25	2-10-25	
2,2-Dichloropropane	ND	0.20	EPA 8260D	2-10-25	2-10-25	
(cis) 1,2-Dichloroethene	ND	0.20	EPA 8260D	2-10-25	2-10-25	
2-Butanone	ND	5.0	EPA 8260D	2-10-25	2-10-25	
Bromochloromethane	ND	0.20	EPA 8260D	2-10-25	2-10-25	
Chloroform	ND	0.20	EPA 8260D	2-10-25	2-10-25	
1,1,1-Trichloroethane	ND	0.20	EPA 8260D	2-10-25	2-10-25	
Carbon Tetrachloride	ND	0.20	EPA 8260D	2-10-25	2-10-25	
1,1-Dichloropropene	ND	0.20	EPA 8260D	2-10-25	2-10-25	
Benzene	ND	0.20	EPA 8260D	2-10-25	2-10-25	
1,2-Dichloroethane	ND	0.20	EPA 8260D	2-10-25	2-10-25	
Trichloroethene	ND	0.20	EPA 8260D	2-10-25	2-10-25	
1,2-Dichloropropane	ND	0.20	EPA 8260D	2-10-25	2-10-25	
Dibromomethane	ND	0.20	EPA 8260D	2-10-25	2-10-25	
Bromodichloromethane	ND	0.20	EPA 8260D	2-10-25	2-10-25	
(cis) 1,3-Dichloropropene	ND	0.20	EPA 8260D	2-10-25	2-10-25	
Methyl Isobutyl Ketone	ND	2.0	EPA 8260D	2-10-25	2-10-25	
Toluene	ND	1.0	EPA 8260D	2-10-25	2-10-25	
(trans) 1,3-Dichloropropene	ND	0.20	EPA 8260D	2-10-25	2-10-25	

This report pertains to the samples analyzed in accordance with the chain of custody,
and is intended only for the use of the individual or company to whom it is addressed.

Date of Report: February 14, 2025
Samples Submitted: February 6, 2025
Laboratory Reference: 2502-073
Project: 17613-012-01

VOLATILE ORGANICS EPA 8260D
page 2 of 2

Analyte	Result	PQL	Method	Date Prepared	Date Analyzed	Flags
Client ID:	**RI-MW4-020625**					
Laboratory ID:	02-073-01					
1,1,2-Trichloroethane	ND	0.20	EPA 8260D	2-10-25	2-10-25	
Tetrachloroethene	0.27	0.20	EPA 8260D	2-10-25	2-10-25	
1,3-Dichloropropane	ND	0.20	EPA 8260D	2-10-25	2-10-25	
2-Hexanone	ND	2.0	EPA 8260D	2-10-25	2-10-25	
Dibromochloromethane	ND	0.20	EPA 8260D	2-10-25	2-10-25	
1,2-Dibromoethane	ND	0.20	EPA 8260D	2-10-25	2-10-25	
Chlorobenzene	ND	0.20	EPA 8260D	2-10-25	2-10-25	
1,1,1,2-Tetrachloroethane	ND	0.20	EPA 8260D	2-10-25	2-10-25	
Ethylbenzene	ND	0.20	EPA 8260D	2-10-25	2-10-25	
m,p-Xylene	ND	0.40	EPA 8260D	2-10-25	2-10-25	
o-Xylene	ND	0.20	EPA 8260D	2-10-25	2-10-25	
Styrene	ND	0.20	EPA 8260D	2-10-25	2-10-25	
Bromoform	ND	1.0	EPA 8260D	2-10-25	2-10-25	
Isopropylbenzene	ND	0.20	EPA 8260D	2-10-25	2-10-25	
Bromobenzene	ND	0.20	EPA 8260D	2-10-25	2-10-25	
1,1,2,2-Tetrachloroethane	ND	0.20	EPA 8260D	2-10-25	2-10-25	
1,2,3-Trichloropropane	ND	0.20	EPA 8260D	2-10-25	2-10-25	
n-Propylbenzene	ND	0.20	EPA 8260D	2-10-25	2-10-25	
2-Chlorotoluene	ND	0.20	EPA 8260D	2-10-25	2-10-25	
4-Chlorotoluene	ND	0.20	EPA 8260D	2-10-25	2-10-25	
1,3,5-Trimethylbenzene	ND	0.20	EPA 8260D	2-10-25	2-10-25	
tert-Butylbenzene	ND	0.20	EPA 8260D	2-10-25	2-10-25	
1,2,4-Trimethylbenzene	ND	0.20	EPA 8260D	2-10-25	2-10-25	
sec-Butylbenzene	ND	0.20	EPA 8260D	2-10-25	2-10-25	
1,3-Dichlorobenzene	ND	0.20	EPA 8260D	2-10-25	2-10-25	
p-Isopropyltoluene	ND	0.20	EPA 8260D	2-10-25	2-10-25	
1,4-Dichlorobenzene	ND	0.20	EPA 8260D	2-10-25	2-10-25	
1,2-Dichlorobenzene	ND	0.20	EPA 8260D	2-10-25	2-10-25	
n-Butylbenzene	ND	0.20	EPA 8260D	2-10-25	2-10-25	
1,2-Dibromo-3-chloropropane	ND	1.0	EPA 8260D	2-10-25	2-10-25	
1,2,4-Trichlorobenzene	ND	0.20	EPA 8260D	2-10-25	2-10-25	
Hexachlorobutadiene	ND	1.0	EPA 8260D	2-10-25	2-10-25	
Naphthalene	ND	1.0	EPA 8260D	2-10-25	2-10-25	
1,2,3-Trichlorobenzene	ND	1.0	EPA 8260D	2-10-25	2-10-25	
Surrogate:	*Percent Recovery*	*Control Limits*				
Dibromofluoromethane	*107*	*68-133*				
Toluene-d8	*101*	*79-123*				
4-Bromofluorobenzene	*105*	*78-117*				

This report pertains to the samples analyzed in accordance with the chain of custody, and is intended only for the use of the individual or company to whom it is addressed.

Date of Report: February 14, 2025
Samples Submitted: February 6, 2025
Laboratory Reference: 2502-073
Project: 17613-012-01

VOLATILE ORGANICS EPA 8260D
page 1 of 2

Matrix: Water
Units: ug/L

Analyte	Result	PQL	Method	Date Prepared	Date Analyzed	Flags
Client ID:	**RI-MW5-020625**					
Laboratory ID:	02-073-02					
Dichlorodifluoromethane	ND	0.20	EPA 8260D	2-10-25	2-10-25	
Chloromethane	ND	1.0	EPA 8260D	2-10-25	2-10-25	
Vinyl Chloride	ND	0.20	EPA 8260D	2-10-25	2-10-25	
Bromomethane	ND	1.0	EPA 8260D	2-10-25	2-10-25	
Chloroethane	ND	1.0	EPA 8260D	2-10-25	2-10-25	
Trichlorofluoromethane	ND	0.20	EPA 8260D	2-10-25	2-10-25	
1,1-Dichloroethene	ND	0.20	EPA 8260D	2-10-25	2-10-25	
Acetone	ND	5.0	EPA 8260D	2-10-25	2-10-25	
Iodomethane	ND	1.4	EPA 8260D	2-10-25	2-10-25	
Carbon Disulfide	ND	0.20	EPA 8260D	2-10-25	2-10-25	
Methylene Chloride	ND	1.0	EPA 8260D	2-10-25	2-10-25	
(trans) 1,2-Dichloroethene	ND	0.20	EPA 8260D	2-10-25	2-10-25	
Methyl t-Butyl Ether	ND	0.20	EPA 8260D	2-10-25	2-10-25	
1,1-Dichloroethane	ND	0.20	EPA 8260D	2-10-25	2-10-25	
Vinyl Acetate	ND	1.0	EPA 8260D	2-10-25	2-10-25	
2,2-Dichloropropane	ND	0.20	EPA 8260D	2-10-25	2-10-25	
(cis) 1,2-Dichloroethene	ND	0.20	EPA 8260D	2-10-25	2-10-25	
2-Butanone	ND	5.0	EPA 8260D	2-10-25	2-10-25	
Bromochloromethane	ND	0.20	EPA 8260D	2-10-25	2-10-25	
Chloroform	ND	0.20	EPA 8260D	2-10-25	2-10-25	
1,1,1-Trichloroethane	ND	0.20	EPA 8260D	2-10-25	2-10-25	
Carbon Tetrachloride	ND	0.20	EPA 8260D	2-10-25	2-10-25	
1,1-Dichloropropene	ND	0.20	EPA 8260D	2-10-25	2-10-25	
Benzene	ND	0.20	EPA 8260D	2-10-25	2-10-25	
1,2-Dichloroethane	ND	0.20	EPA 8260D	2-10-25	2-10-25	
Trichloroethene	ND	0.20	EPA 8260D	2-10-25	2-10-25	
1,2-Dichloropropane	ND	0.20	EPA 8260D	2-10-25	2-10-25	
Dibromomethane	ND	0.20	EPA 8260D	2-10-25	2-10-25	
Bromodichloromethane	ND	0.20	EPA 8260D	2-10-25	2-10-25	
(cis) 1,3-Dichloropropene	ND	0.20	EPA 8260D	2-10-25	2-10-25	
Methyl Isobutyl Ketone	ND	2.0	EPA 8260D	2-10-25	2-10-25	
Toluene	ND	1.0	EPA 8260D	2-10-25	2-10-25	
(trans) 1,3-Dichloropropene	ND	0.20	EPA 8260D	2-10-25	2-10-25	

This report pertains to the samples analyzed in accordance with the chain of custody,
and is intended only for the use of the individual or company to whom it is addressed.

Date of Report: February 14, 2025
Samples Submitted: February 6, 2025
Laboratory Reference: 2502-073
Project: 17613-012-01

VOLATILE ORGANICS EPA 8260D
page 2 of 2

Analyte	Result	PQL	Method	Date Prepared	Date Analyzed	Flags
Client ID:	**RI-MW5-020625**					
Laboratory ID:	02-073-02					
1,1,2-Trichloroethane	ND	0.20	EPA 8260D	2-10-25	2-10-25	
Tetrachloroethene	ND	0.20	EPA 8260D	2-10-25	2-10-25	
1,3-Dichloropropane	ND	0.20	EPA 8260D	2-10-25	2-10-25	
2-Hexanone	ND	2.0	EPA 8260D	2-10-25	2-10-25	
Dibromochloromethane	ND	0.20	EPA 8260D	2-10-25	2-10-25	
1,2-Dibromoethane	ND	0.20	EPA 8260D	2-10-25	2-10-25	
Chlorobenzene	ND	0.20	EPA 8260D	2-10-25	2-10-25	
1,1,1,2-Tetrachloroethane	ND	0.20	EPA 8260D	2-10-25	2-10-25	
Ethylbenzene	ND	0.20	EPA 8260D	2-10-25	2-10-25	
m,p-Xylene	ND	0.40	EPA 8260D	2-10-25	2-10-25	
o-Xylene	ND	0.20	EPA 8260D	2-10-25	2-10-25	
Styrene	ND	0.20	EPA 8260D	2-10-25	2-10-25	
Bromoform	ND	1.0	EPA 8260D	2-10-25	2-10-25	
Isopropylbenzene	ND	0.20	EPA 8260D	2-10-25	2-10-25	
Bromobenzene	ND	0.20	EPA 8260D	2-10-25	2-10-25	
1,1,2,2-Tetrachloroethane	ND	0.20	EPA 8260D	2-10-25	2-10-25	
1,2,3-Trichloropropane	ND	0.20	EPA 8260D	2-10-25	2-10-25	
n-Propylbenzene	ND	0.20	EPA 8260D	2-10-25	2-10-25	
2-Chlorotoluene	ND	0.20	EPA 8260D	2-10-25	2-10-25	
4-Chlorotoluene	ND	0.20	EPA 8260D	2-10-25	2-10-25	
1,3,5-Trimethylbenzene	ND	0.20	EPA 8260D	2-10-25	2-10-25	
tert-Butylbenzene	ND	0.20	EPA 8260D	2-10-25	2-10-25	
1,2,4-Trimethylbenzene	ND	0.20	EPA 8260D	2-10-25	2-10-25	
sec-Butylbenzene	ND	0.20	EPA 8260D	2-10-25	2-10-25	
1,3-Dichlorobenzene	ND	0.20	EPA 8260D	2-10-25	2-10-25	
p-Isopropyltoluene	ND	0.20	EPA 8260D	2-10-25	2-10-25	
1,4-Dichlorobenzene	ND	0.20	EPA 8260D	2-10-25	2-10-25	
1,2-Dichlorobenzene	ND	0.20	EPA 8260D	2-10-25	2-10-25	
n-Butylbenzene	ND	0.20	EPA 8260D	2-10-25	2-10-25	
1,2-Dibromo-3-chloropropane	ND	1.0	EPA 8260D	2-10-25	2-10-25	
1,2,4-Trichlorobenzene	ND	0.20	EPA 8260D	2-10-25	2-10-25	
Hexachlorobutadiene	ND	1.0	EPA 8260D	2-10-25	2-10-25	
Naphthalene	ND	1.0	EPA 8260D	2-10-25	2-10-25	
1,2,3-Trichlorobenzene	ND	1.0	EPA 8260D	2-10-25	2-10-25	
Surrogate:	*Percent Recovery*	*Control Limits*				
Dibromofluoromethane	*106*	*68-133*				
Toluene-d8	*102*	*79-123*				
4-Bromofluorobenzene	*106*	*78-117*				

This report pertains to the samples analyzed in accordance with the chain of custody, and is intended only for the use of the individual or company to whom it is addressed.

Date of Report: February 14, 2025
Samples Submitted: February 6, 2025
Laboratory Reference: 2502-073
Project: 17613-012-01

VOLATILE ORGANICS EPA 8260D
page 1 of 2

Matrix: Water
Units: ug/L

Analyte	Result	PQL	Method	Date Prepared	Date Analyzed	Flags
Client ID:	**RI-MW1-020625**					
Laboratory ID:	02-073-03					
Dichlorodifluoromethane	ND	0.20	EPA 8260D	2-10-25	2-10-25	
Chloromethane	ND	1.0	EPA 8260D	2-10-25	2-10-25	
Vinyl Chloride	ND	0.20	EPA 8260D	2-10-25	2-10-25	
Bromomethane	ND	1.0	EPA 8260D	2-10-25	2-10-25	
Chloroethane	ND	1.0	EPA 8260D	2-10-25	2-10-25	
Trichlorofluoromethane	ND	0.20	EPA 8260D	2-10-25	2-10-25	
1,1-Dichloroethene	ND	0.20	EPA 8260D	2-10-25	2-10-25	
Acetone	5.8	5.0	EPA 8260D	2-10-25	2-10-25	
Iodomethane	ND	1.4	EPA 8260D	2-10-25	2-10-25	
Carbon Disulfide	ND	0.20	EPA 8260D	2-10-25	2-10-25	
Methylene Chloride	ND	1.0	EPA 8260D	2-10-25	2-10-25	
(trans) 1,2-Dichloroethene	ND	0.20	EPA 8260D	2-10-25	2-10-25	
Methyl t-Butyl Ether	ND	0.20	EPA 8260D	2-10-25	2-10-25	
1,1-Dichloroethane	ND	0.20	EPA 8260D	2-10-25	2-10-25	
Vinyl Acetate	ND	1.0	EPA 8260D	2-10-25	2-10-25	
2,2-Dichloropropane	ND	0.20	EPA 8260D	2-10-25	2-10-25	
(cis) 1,2-Dichloroethene	ND	0.20	EPA 8260D	2-10-25	2-10-25	
2-Butanone	ND	5.0	EPA 8260D	2-10-25	2-10-25	
Bromochloromethane	ND	0.20	EPA 8260D	2-10-25	2-10-25	
Chloroform	ND	0.20	EPA 8260D	2-10-25	2-10-25	
1,1,1-Trichloroethane	ND	0.20	EPA 8260D	2-10-25	2-10-25	
Carbon Tetrachloride	ND	0.20	EPA 8260D	2-10-25	2-10-25	
1,1-Dichloropropene	ND	0.20	EPA 8260D	2-10-25	2-10-25	
Benzene	ND	0.20	EPA 8260D	2-10-25	2-10-25	
1,2-Dichloroethane	ND	0.20	EPA 8260D	2-10-25	2-10-25	
Trichloroethene	ND	0.20	EPA 8260D	2-10-25	2-10-25	
1,2-Dichloropropane	ND	0.20	EPA 8260D	2-10-25	2-10-25	
Dibromomethane	ND	0.20	EPA 8260D	2-10-25	2-10-25	
Bromodichloromethane	ND	0.20	EPA 8260D	2-10-25	2-10-25	
(cis) 1,3-Dichloropropene	ND	0.20	EPA 8260D	2-10-25	2-10-25	
Methyl Isobutyl Ketone	ND	2.0	EPA 8260D	2-10-25	2-10-25	
Toluene	ND	1.0	EPA 8260D	2-10-25	2-10-25	
(trans) 1,3-Dichloropropene	ND	0.20	EPA 8260D	2-10-25	2-10-25	

This report pertains to the samples analyzed in accordance with the chain of custody,
and is intended only for the use of the individual or company to whom it is addressed.

Date of Report: February 14, 2025
Samples Submitted: February 6, 2025
Laboratory Reference: 2502-073
Project: 17613-012-01

VOLATILE ORGANICS EPA 8260D
page 2 of 2

Analyte	Result	PQL	Method	Date Prepared	Date Analyzed	Flags
Client ID:	**RI-MW1-020625**					
Laboratory ID:	02-073-03					
1,1,2-Trichloroethane	ND	0.20	EPA 8260D	2-10-25	2-10-25	
Tetrachloroethene	ND	0.20	EPA 8260D	2-10-25	2-10-25	
1,3-Dichloropropane	ND	0.20	EPA 8260D	2-10-25	2-10-25	
2-Hexanone	ND	2.0	EPA 8260D	2-10-25	2-10-25	
Dibromochloromethane	ND	0.20	EPA 8260D	2-10-25	2-10-25	
1,2-Dibromoethane	ND	0.20	EPA 8260D	2-10-25	2-10-25	
Chlorobenzene	ND	0.20	EPA 8260D	2-10-25	2-10-25	
1,1,1,2-Tetrachloroethane	ND	0.20	EPA 8260D	2-10-25	2-10-25	
Ethylbenzene	ND	0.20	EPA 8260D	2-10-25	2-10-25	
m,p-Xylene	ND	0.40	EPA 8260D	2-10-25	2-10-25	
o-Xylene	ND	0.20	EPA 8260D	2-10-25	2-10-25	
Styrene	ND	0.20	EPA 8260D	2-10-25	2-10-25	
Bromoform	ND	1.0	EPA 8260D	2-10-25	2-10-25	
Isopropylbenzene	ND	0.20	EPA 8260D	2-10-25	2-10-25	
Bromobenzene	ND	0.20	EPA 8260D	2-10-25	2-10-25	
1,1,2,2-Tetrachloroethane	ND	0.20	EPA 8260D	2-10-25	2-10-25	
1,2,3-Trichloropropane	ND	0.20	EPA 8260D	2-10-25	2-10-25	
n-Propylbenzene	ND	0.20	EPA 8260D	2-10-25	2-10-25	
2-Chlorotoluene	ND	0.20	EPA 8260D	2-10-25	2-10-25	
4-Chlorotoluene	ND	0.20	EPA 8260D	2-10-25	2-10-25	
1,3,5-Trimethylbenzene	ND	0.20	EPA 8260D	2-10-25	2-10-25	
tert-Butylbenzene	ND	0.20	EPA 8260D	2-10-25	2-10-25	
1,2,4-Trimethylbenzene	ND	0.20	EPA 8260D	2-10-25	2-10-25	
sec-Butylbenzene	ND	0.20	EPA 8260D	2-10-25	2-10-25	
1,3-Dichlorobenzene	ND	0.20	EPA 8260D	2-10-25	2-10-25	
p-Isopropyltoluene	ND	0.20	EPA 8260D	2-10-25	2-10-25	
1,4-Dichlorobenzene	ND	0.20	EPA 8260D	2-10-25	2-10-25	
1,2-Dichlorobenzene	ND	0.20	EPA 8260D	2-10-25	2-10-25	
n-Butylbenzene	ND	0.20	EPA 8260D	2-10-25	2-10-25	
1,2-Dibromo-3-chloropropane	ND	1.0	EPA 8260D	2-10-25	2-10-25	
1,2,4-Trichlorobenzene	ND	0.20	EPA 8260D	2-10-25	2-10-25	
Hexachlorobutadiene	ND	1.0	EPA 8260D	2-10-25	2-10-25	
Naphthalene	ND	1.0	EPA 8260D	2-10-25	2-10-25	
1,2,3-Trichlorobenzene	ND	1.0	EPA 8260D	2-10-25	2-10-25	
Surrogate:	*Percent Recovery*	*Control Limits*				
Dibromofluoromethane	*104*	*68-133*				
Toluene-d8	*102*	*79-123*				
4-Bromofluorobenzene	*106*	*78-117*				

This report pertains to the samples analyzed in accordance with the chain of custody, and is intended only for the use of the individual or company to whom it is addressed.

Date of Report: February 14, 2025
Samples Submitted: February 6, 2025
Laboratory Reference: 2502-073
Project: 17613-012-01

VOLATILE ORGANICS EPA 8260D
page 1 of 2

Matrix: Water
Units: ug/L

Analyte	Result	PQL	Method	Date Prepared	Date Analyzed	Flags
Client ID:	**DUP-1-020625**					
Laboratory ID:	02-073-04					
Dichlorodifluoromethane	ND	0.20	EPA 8260D	2-10-25	2-10-25	
Chloromethane	ND	1.0	EPA 8260D	2-10-25	2-10-25	
Vinyl Chloride	ND	0.20	EPA 8260D	2-10-25	2-10-25	
Bromomethane	ND	1.0	EPA 8260D	2-10-25	2-10-25	
Chloroethane	ND	1.0	EPA 8260D	2-10-25	2-10-25	
Trichlorofluoromethane	ND	0.20	EPA 8260D	2-10-25	2-10-25	
1,1-Dichloroethene	ND	0.20	EPA 8260D	2-10-25	2-10-25	
Acetone	7.2	5.0	EPA 8260D	2-10-25	2-10-25	
Iodomethane	ND	1.4	EPA 8260D	2-10-25	2-10-25	
Carbon Disulfide	ND	0.20	EPA 8260D	2-10-25	2-10-25	
Methylene Chloride	ND	1.0	EPA 8260D	2-10-25	2-10-25	
(trans) 1,2-Dichloroethene	ND	0.20	EPA 8260D	2-10-25	2-10-25	
Methyl t-Butyl Ether	ND	0.20	EPA 8260D	2-10-25	2-10-25	
1,1-Dichloroethane	ND	0.20	EPA 8260D	2-10-25	2-10-25	
Vinyl Acetate	ND	1.0	EPA 8260D	2-10-25	2-10-25	
2,2-Dichloropropane	ND	0.20	EPA 8260D	2-10-25	2-10-25	
(cis) 1,2-Dichloroethene	ND	0.20	EPA 8260D	2-10-25	2-10-25	
2-Butanone	ND	5.0	EPA 8260D	2-10-25	2-10-25	
Bromochloromethane	ND	0.20	EPA 8260D	2-10-25	2-10-25	
Chloroform	ND	0.20	EPA 8260D	2-10-25	2-10-25	
1,1,1-Trichloroethane	ND	0.20	EPA 8260D	2-10-25	2-10-25	
Carbon Tetrachloride	ND	0.20	EPA 8260D	2-10-25	2-10-25	
1,1-Dichloropropene	ND	0.20	EPA 8260D	2-10-25	2-10-25	
Benzene	ND	0.20	EPA 8260D	2-10-25	2-10-25	
1,2-Dichloroethane	ND	0.20	EPA 8260D	2-10-25	2-10-25	
Trichloroethene	ND	0.20	EPA 8260D	2-10-25	2-10-25	
1,2-Dichloropropane	ND	0.20	EPA 8260D	2-10-25	2-10-25	
Dibromomethane	ND	0.20	EPA 8260D	2-10-25	2-10-25	
Bromodichloromethane	ND	0.20	EPA 8260D	2-10-25	2-10-25	
(cis) 1,3-Dichloropropene	ND	0.20	EPA 8260D	2-10-25	2-10-25	
Methyl Isobutyl Ketone	ND	2.0	EPA 8260D	2-10-25	2-10-25	
Toluene	ND	1.0	EPA 8260D	2-10-25	2-10-25	
(trans) 1,3-Dichloropropene	ND	0.20	EPA 8260D	2-10-25	2-10-25	

This report pertains to the samples analyzed in accordance with the chain of custody,
and is intended only for the use of the individual or company to whom it is addressed.

Date of Report: February 14, 2025
Samples Submitted: February 6, 2025
Laboratory Reference: 2502-073
Project: 17613-012-01

VOLATILE ORGANICS EPA 8260D
page 2 of 2

Analyte	Result	PQL	Method	Date Prepared	Date Analyzed	Flags
Client ID:	**DUP-1-020625**					
Laboratory ID:	02-073-04					
1,1,2-Trichloroethane	ND	0.20	EPA 8260D	2-10-25	2-10-25	
Tetrachloroethene	ND	0.20	EPA 8260D	2-10-25	2-10-25	
1,3-Dichloropropane	ND	0.20	EPA 8260D	2-10-25	2-10-25	
2-Hexanone	ND	2.0	EPA 8260D	2-10-25	2-10-25	
Dibromochloromethane	ND	0.20	EPA 8260D	2-10-25	2-10-25	
1,2-Dibromoethane	ND	0.20	EPA 8260D	2-10-25	2-10-25	
Chlorobenzene	ND	0.20	EPA 8260D	2-10-25	2-10-25	
1,1,1,2-Tetrachloroethane	ND	0.20	EPA 8260D	2-10-25	2-10-25	
Ethylbenzene	ND	0.20	EPA 8260D	2-10-25	2-10-25	
m,p-Xylene	ND	0.40	EPA 8260D	2-10-25	2-10-25	
o-Xylene	ND	0.20	EPA 8260D	2-10-25	2-10-25	
Styrene	ND	0.20	EPA 8260D	2-10-25	2-10-25	
Bromoform	ND	1.0	EPA 8260D	2-10-25	2-10-25	
Isopropylbenzene	ND	0.20	EPA 8260D	2-10-25	2-10-25	
Bromobenzene	ND	0.20	EPA 8260D	2-10-25	2-10-25	
1,1,2,2-Tetrachloroethane	ND	0.20	EPA 8260D	2-10-25	2-10-25	
1,2,3-Trichloropropane	ND	0.20	EPA 8260D	2-10-25	2-10-25	
n-Propylbenzene	ND	0.20	EPA 8260D	2-10-25	2-10-25	
2-Chlorotoluene	ND	0.20	EPA 8260D	2-10-25	2-10-25	
4-Chlorotoluene	ND	0.20	EPA 8260D	2-10-25	2-10-25	
1,3,5-Trimethylbenzene	ND	0.20	EPA 8260D	2-10-25	2-10-25	
tert-Butylbenzene	ND	0.20	EPA 8260D	2-10-25	2-10-25	
1,2,4-Trimethylbenzene	ND	0.20	EPA 8260D	2-10-25	2-10-25	
sec-Butylbenzene	ND	0.20	EPA 8260D	2-10-25	2-10-25	
1,3-Dichlorobenzene	ND	0.20	EPA 8260D	2-10-25	2-10-25	
p-Isopropyltoluene	ND	0.20	EPA 8260D	2-10-25	2-10-25	
1,4-Dichlorobenzene	ND	0.20	EPA 8260D	2-10-25	2-10-25	
1,2-Dichlorobenzene	ND	0.20	EPA 8260D	2-10-25	2-10-25	
n-Butylbenzene	ND	0.20	EPA 8260D	2-10-25	2-10-25	
1,2-Dibromo-3-chloropropane	ND	1.0	EPA 8260D	2-10-25	2-10-25	
1,2,4-Trichlorobenzene	ND	0.20	EPA 8260D	2-10-25	2-10-25	
Hexachlorobutadiene	ND	1.0	EPA 8260D	2-10-25	2-10-25	
Naphthalene	ND	1.0	EPA 8260D	2-10-25	2-10-25	
1,2,3-Trichlorobenzene	ND	1.0	EPA 8260D	2-10-25	2-10-25	
Surrogate:	*Percent Recovery*	*Control Limits*				
Dibromofluoromethane	*105*	*68-133*				
Toluene-d8	*101*	*79-123*				
4-Bromofluorobenzene	*104*	*78-117*				

This report pertains to the samples analyzed in accordance with the chain of custody, and is intended only for the use of the individual or company to whom it is addressed.

Date of Report: February 14, 2025
Samples Submitted: February 6, 2025
Laboratory Reference: 2502-073
Project: 17613-012-01

GASOLINE RANGE ORGANICS
NWTPH-Gx
QUALITY CONTROL

Matrix: Water
Units: ug/L (ppb)

Analyte	Result	PQL	Method	Date Prepared	Date Analyzed	Flags
METHOD BLANK						
Laboratory ID:	MB0207W2					
Gasoline	**ND**	100	NWTPH-Gx	2-7-25	2-7-25	
Surrogate:	*Percent Recovery*	*Control Limits*				
Fluorobenzene	*80*	*61-122*				

Analyte	Result		Spike Level		Source Result	Percent Recovery		Recovery Limits	RPD	RPD Limit	Flags
DUPLICATE											
Laboratory ID:	02-067-02										
	ORIG	DUP									
Gasoline	**ND**	**ND**	NA	NA		NA		NA	NA	30	
Surrogate:											
Fluorobenzene						*79*	*75*	*61-122*			

This report pertains to the samples analyzed in accordance with the chain of custody, and is intended only for the use of the individual or company to whom it is addressed.

Date of Report: February 14, 2025
Samples Submitted: February 6, 2025
Laboratory Reference: 2502-073
Project: 17613-012-01

DIESEL AND HEAVY OIL RANGE ORGANICS
NWTPH-Dx
QUALITY CONTROL

Matrix: Water
Units: mg/L (ppm)

Analyte	Result	PQL	Method	Date Prepared	Date Analyzed	Flags
METHOD BLANK						
Laboratory ID:	MB0211W1					
Diesel Range Organics	**ND**	0.16	NWTPH-Dx	2-11-25	2-11-25	
Lube Oil Range Organics	**ND**	0.16	NWTPH-Dx	2-11-25	2-11-25	
Surrogate:	*Percent Recovery*	*Control Limits*				
o-Terphenyl	*89*	*50-150*				
Laboratory ID:	MB0211W1					
Diesel Range Organics	**ND**	0.16	NWTPH-Dx	2-11-25	2-11-25	X2
Lube Oil Range Organics	**ND**	0.16	NWTPH-Dx	2-11-25	2-11-25	X2
Surrogate:	*Percent Recovery*	*Control Limits*				
o-Terphenyl	*92*	*50-150*				

Analyte	Result		Spike Level	Source Result	Percent Recovery	Recovery Limits	RPD	RPD Limit	Flags
DUPLICATE									
Laboratory ID:	02-073-02								
	ORIG	DUP							
Diesel Range	**ND**	**ND**	NA	NA	NA	NA	NA	40	
Lube Oil Range	**ND**	**ND**	NA	NA	NA	NA	NA	40	
Surrogate:									
o-Terphenyl					*104* *103*	*50-150*			
Laboratory ID:	02-073-02								
	ORIG	DUP							
Diesel Range	**ND**	**ND**	NA	NA	NA	NA	NA	40	X2
Lube Oil Range	**ND**	**ND**	NA	NA	NA	NA	NA	40	X2
Surrogate:									
o-Terphenyl					*108* *105*	*50-150*			

This report pertains to the samples analyzed in accordance with the chain of custody, and is intended only for the use of the individual or company to whom it is addressed.

Date of Report: February 14, 2025
Samples Submitted: February 6, 2025
Laboratory Reference: 2502-073
Project: 17613-012-01

VOLATILE ORGANICS EPA 8260D
QUALITY CONTROL
page 1 of 2

Matrix: Water
Units: ug/L

Analyte	Result	PQL	Method	Date Prepared	Date Analyzed	Flags
METHOD BLANK						
Laboratory ID:	MB0210W1					
Dichlorodifluoromethane	ND	0.20	EPA 8260D	2-10-25	2-10-25	
Chloromethane	ND	1.0	EPA 8260D	2-10-25	2-10-25	
Vinyl Chloride	ND	0.20	EPA 8260D	2-10-25	2-10-25	
Bromomethane	ND	1.0	EPA 8260D	2-10-25	2-10-25	
Chloroethane	ND	1.0	EPA 8260D	2-10-25	2-10-25	
Trichlorofluoromethane	ND	0.20	EPA 8260D	2-10-25	2-10-25	
1,1-Dichloroethene	ND	0.20	EPA 8260D	2-10-25	2-10-25	
Acetone	ND	5.0	EPA 8260D	2-10-25	2-10-25	
Iodomethane	ND	1.4	EPA 8260D	2-10-25	2-10-25	
Carbon Disulfide	ND	0.20	EPA 8260D	2-10-25	2-10-25	
Methylene Chloride	ND	1.0	EPA 8260D	2-10-25	2-10-25	
(trans) 1,2-Dichloroethene	ND	0.20	EPA 8260D	2-10-25	2-10-25	
Methyl t-Butyl Ether	ND	0.20	EPA 8260D	2-10-25	2-10-25	
1,1-Dichloroethane	ND	0.20	EPA 8260D	2-10-25	2-10-25	
Vinyl Acetate	ND	1.0	EPA 8260D	2-10-25	2-10-25	
2,2-Dichloropropane	ND	0.20	EPA 8260D	2-10-25	2-10-25	
(cis) 1,2-Dichloroethene	ND	0.20	EPA 8260D	2-10-25	2-10-25	
2-Butanone	ND	5.0	EPA 8260D	2-10-25	2-10-25	
Bromochloromethane	ND	0.20	EPA 8260D	2-10-25	2-10-25	
Chloroform	ND	0.20	EPA 8260D	2-10-25	2-10-25	
1,1,1-Trichloroethane	ND	0.20	EPA 8260D	2-10-25	2-10-25	
Carbon Tetrachloride	ND	0.20	EPA 8260D	2-10-25	2-10-25	
1,1-Dichloropropene	ND	0.20	EPA 8260D	2-10-25	2-10-25	
Benzene	ND	0.20	EPA 8260D	2-10-25	2-10-25	
1,2-Dichloroethane	ND	0.20	EPA 8260D	2-10-25	2-10-25	
Trichloroethene	ND	0.20	EPA 8260D	2-10-25	2-10-25	
1,2-Dichloropropane	ND	0.20	EPA 8260D	2-10-25	2-10-25	
Dibromomethane	ND	0.20	EPA 8260D	2-10-25	2-10-25	
Bromodichloromethane	ND	0.20	EPA 8260D	2-10-25	2-10-25	
(cis) 1,3-Dichloropropene	ND	0.20	EPA 8260D	2-10-25	2-10-25	
Methyl Isobutyl Ketone	ND	2.0	EPA 8260D	2-10-25	2-10-25	
Toluene	ND	1.0	EPA 8260D	2-10-25	2-10-25	
(trans) 1,3-Dichloropropene	ND	0.20	EPA 8260D	2-10-25	2-10-25	

This report pertains to the samples analyzed in accordance with the chain of custody,
and is intended only for the use of the individual or company to whom it is addressed.

Date of Report: February 14, 2025
Samples Submitted: February 6, 2025
Laboratory Reference: 2502-073
Project: 17613-012-01

VOLATILE ORGANICS EPA 8260D
QUALITY CONTROL
page 2 of 2

Analyte	Result	PQL	Method	Date Prepared	Date Analyzed	Flags
METHOD BLANK						
Laboratory ID:	MB0210W1					
1,1,2-Trichloroethane	ND	0.20	EPA 8260D	2-10-25	2-10-25	
Tetrachloroethene	ND	0.20	EPA 8260D	2-10-25	2-10-25	
1,3-Dichloropropane	ND	0.20	EPA 8260D	2-10-25	2-10-25	
2-Hexanone	ND	2.0	EPA 8260D	2-10-25	2-10-25	
Dibromochloromethane	ND	0.20	EPA 8260D	2-10-25	2-10-25	
1,2-Dibromoethane	ND	0.20	EPA 8260D	2-10-25	2-10-25	
Chlorobenzene	ND	0.20	EPA 8260D	2-10-25	2-10-25	
1,1,1,2-Tetrachloroethane	ND	0.20	EPA 8260D	2-10-25	2-10-25	
Ethylbenzene	ND	0.20	EPA 8260D	2-10-25	2-10-25	
m,p-Xylene	ND	0.40	EPA 8260D	2-10-25	2-10-25	
o-Xylene	ND	0.20	EPA 8260D	2-10-25	2-10-25	
Styrene	ND	0.20	EPA 8260D	2-10-25	2-10-25	
Bromoform	ND	1.0	EPA 8260D	2-10-25	2-10-25	
Isopropylbenzene	ND	0.20	EPA 8260D	2-10-25	2-10-25	
Bromobenzene	ND	0.20	EPA 8260D	2-10-25	2-10-25	
1,1,2,2-Tetrachloroethane	ND	0.20	EPA 8260D	2-10-25	2-10-25	
1,2,3-Trichloropropane	ND	0.20	EPA 8260D	2-10-25	2-10-25	
n-Propylbenzene	ND	0.20	EPA 8260D	2-10-25	2-10-25	
2-Chlorotoluene	ND	0.20	EPA 8260D	2-10-25	2-10-25	
4-Chlorotoluene	ND	0.20	EPA 8260D	2-10-25	2-10-25	
1,3,5-Trimethylbenzene	ND	0.20	EPA 8260D	2-10-25	2-10-25	
tert-Butylbenzene	ND	0.20	EPA 8260D	2-10-25	2-10-25	
1,2,4-Trimethylbenzene	ND	0.20	EPA 8260D	2-10-25	2-10-25	
sec-Butylbenzene	ND	0.20	EPA 8260D	2-10-25	2-10-25	
1,3-Dichlorobenzene	ND	0.20	EPA 8260D	2-10-25	2-10-25	
p-Isopropyltoluene	ND	0.20	EPA 8260D	2-10-25	2-10-25	
1,4-Dichlorobenzene	ND	0.20	EPA 8260D	2-10-25	2-10-25	
1,2-Dichlorobenzene	ND	0.20	EPA 8260D	2-10-25	2-10-25	
n-Butylbenzene	ND	0.20	EPA 8260D	2-10-25	2-10-25	
1,2-Dibromo-3-chloropropane	ND	1.0	EPA 8260D	2-10-25	2-10-25	
1,2,4-Trichlorobenzene	ND	0.20	EPA 8260D	2-10-25	2-10-25	
Hexachlorobutadiene	ND	1.0	EPA 8260D	2-10-25	2-10-25	
Naphthalene	ND	1.0	EPA 8260D	2-10-25	2-10-25	
1,2,3-Trichlorobenzene	ND	1.0	EPA 8260D	2-10-25	2-10-25	
Surrogate:	*Percent Recovery*	*Control Limits*				
Dibromofluoromethane	*106*	*68-133*				
Toluene-d8	*101*	*79-123*				
4-Bromofluorobenzene	*103*	*78-117*				

This report pertains to the samples analyzed in accordance with the chain of custody, and is intended only for the use of the individual or company to whom it is addressed.

Date of Report: February 14, 2025
Samples Submitted: February 6, 2025
Laboratory Reference: 2502-073
Project: 17613-012-01

VOLATILE ORGANICS EPA 8260D
QUALITY CONTROL
page 1 of 2

Matrix: Water
Units: ug/L

Analyte	Result		Spike Level		Percent Recovery		Recovery Limits	RPD	RPD Limit	Flags
SPIKE BLANKS										
Laboratory ID:	SB0210W1									
	SB	SBD	SB	SBD	SB	SBD				
Dichlorodifluoromethane	**9.02**	**8.84**	10.0	10.0	90	88	34-166	2	21	
Chloromethane	**10.2**	**10.5**	10.0	10.0	102	105	45-145	3	19	
Vinyl Chloride	**11.5**	**11.8**	10.0	10.0	115	118	67-130	3	15	
Bromomethane	**12.1**	**13.2**	10.0	10.0	121	132	27-165	9	36	
Chloroethane	**10.3**	**10.7**	10.0	10.0	103	107	61-132	4	18	
Trichlorofluoromethane	**11.2**	**11.3**	10.0	10.0	112	113	67-136	1	17	
1,1-Dichloroethene	**10.9**	**11.2**	10.0	10.0	109	112	74-125	3	15	
Acetone	**8.83**	**9.79**	10.0	10.0	88	98	49-140	10	20	
Iodomethane	**6.99**	**7.53**	10.0	10.0	70	75	15-154	7	49	
Carbon Disulfide	**9.71**	**10.2**	10.0	10.0	97	102	58-122	5	18	
Methylene Chloride	**10.4**	**10.9**	10.0	10.0	104	109	70-123	5	15	
(trans) 1,2-Dichloroethene	**10.7**	**11.1**	10.0	10.0	107	111	77-125	4	15	
Methyl t-Butyl Ether	**11.4**	**11.8**	10.0	10.0	114	118	64-133	3	15	
1,1-Dichloroethane	**10.9**	**11.2**	10.0	10.0	109	112	75-125	3	15	
Vinyl Acetate	**16.1**	**16.9**	10.0	10.0	161	169	61-138	5	16	I,I
2,2-Dichloropropane	**11.4**	**12.0**	10.0	10.0	114	120	74-152	5	15	
(cis) 1,2-Dichloroethene	**10.9**	**11.3**	10.0	10.0	109	113	78-130	4	15	
2-Butanone	**10.4**	**11.1**	10.0	10.0	104	111	58-144	7	16	
Bromochloromethane	**10.7**	**11.3**	10.0	10.0	107	113	79-132	5	15	
Chloroform	**10.6**	**11.1**	10.0	10.0	106	111	73-128	5	15	
1,1,1-Trichloroethane	**10.5**	**10.9**	10.0	10.0	105	109	72-127	4	15	
Carbon Tetrachloride	**10.6**	**11.1**	10.0	10.0	106	111	68-131	5	15	
1,1-Dichloropropene	**10.8**	**11.2**	10.0	10.0	108	112	73-125	4	15	
Benzene	**10.7**	**11.2**	10.0	10.0	107	112	76-124	5	15	
1,2-Dichloroethane	**10.8**	**10.9**	10.0	10.0	108	109	68-133	1	15	
Trichloroethene	**10.1**	**10.6**	10.0	10.0	101	106	80-126	5	15	
1,2-Dichloropropane	**10.0**	**10.4**	10.0	10.0	100	104	78-124	4	15	
Dibromomethane	**10.1**	**10.4**	10.0	10.0	101	104	76-131	3	15	
Bromodichloromethane	**9.97**	**10.4**	10.0	10.0	100	104	81-128	4	15	
(cis) 1,3-Dichloropropene	**10.4**	**10.9**	10.0	10.0	104	109	80-131	5	15	
Methyl Isobutyl Ketone	**10.2**	**10.7**	10.0	10.0	102	107	67-133	5	16	
Toluene	**10.2**	**10.7**	10.0	10.0	102	107	75-120	5	15	
(trans) 1,3-Dichloropropene	**10.0**	**10.3**	10.0	10.0	100	103	77-128	3	15	

This report pertains to the samples analyzed in accordance with the chain of custody,
and is intended only for the use of the individual or company to whom it is addressed.

Date of Report: February 14, 2025
Samples Submitted: February 6, 2025
Laboratory Reference: 2502-073
Project: 17613-012-01

VOLATILE ORGANICS EPA 8260D
QUALITY CONTROL
page 2 of 2

Analyte	Result		Spike Level		Percent Recovery		Recovery Limits	RPD	RPD Limit	Flags
SPIKE BLANKS										
Laboratory ID:	SB0210W1									
	SB	SBD	SB	SBD	SB	SBD				
1,1,2-Trichloroethane	**9.29**	**9.74**	10.0	10.0	93	97	80-124	5	15	
Tetrachloroethene	**9.57**	**9.90**	10.0	10.0	96	99	80-125	3	15	
1,3-Dichloropropane	**9.37**	**9.88**	10.0	10.0	94	99	82-121	5	15	
2-Hexanone	**8.82**	**9.47**	10.0	10.0	88	95	65-134	7	20	
Dibromochloromethane	**9.21**	**9.85**	10.0	10.0	92	99	81-131	7	15	
1,2-Dibromoethane	**9.93**	**10.5**	10.0	10.0	99	105	82-129	6	15	
Chlorobenzene	**9.51**	**10.0**	10.0	10.0	95	100	80-119	5	15	
1,1,1,2-Tetrachloroethane	**9.89**	**10.4**	10.0	10.0	99	104	80-124	5	15	
Ethylbenzene	**9.75**	**10.1**	10.0	10.0	98	101	80-121	4	15	
m,p-Xylene	**19.0**	**19.8**	20.0	20.0	95	99	80-122	4	15	
o-Xylene	**9.58**	**9.96**	10.0	10.0	96	100	80-121	4	15	
Styrene	**9.83**	**10.3**	10.0	10.0	98	103	82-128	5	15	
Bromoform	**10.1**	**10.4**	10.0	10.0	101	104	77-131	3	15	
Isopropylbenzene	**9.60**	**10.1**	10.0	10.0	96	101	80-126	5	15	
Bromobenzene	**9.24**	**9.94**	10.0	10.0	92	99	73-131	7	15	
1,1,2,2-Tetrachloroethane	**9.55**	**10.3**	10.0	10.0	96	103	66-138	8	15	
1,2,3-Trichloropropane	**9.19**	**9.75**	10.0	10.0	92	98	67-127	6	18	
n-Propylbenzene	**9.05**	**9.58**	10.0	10.0	91	96	78-134	6	15	
2-Chlorotoluene	**9.11**	**9.71**	10.0	10.0	91	97	77-131	6	15	
4-Chlorotoluene	**9.09**	**9.75**	10.0	10.0	91	98	79-133	7	15	
1,3,5-Trimethylbenzene	**9.41**	**10.0**	10.0	10.0	94	100	79-132	6	15	
tert-Butylbenzene	**9.34**	**9.55**	10.0	10.0	93	96	77-133	2	16	
1,2,4-Trimethylbenzene	**9.54**	**9.79**	10.0	10.0	95	98	80-132	3	15	
sec-Butylbenzene	**9.54**	**9.83**	10.0	10.0	95	98	79-135	3	15	
1,3-Dichlorobenzene	**9.43**	**9.93**	10.0	10.0	94	99	79-131	5	15	
p-Isopropyltoluene	**9.85**	**10.1**	10.0	10.0	99	101	80-137	3	15	
1,4-Dichlorobenzene	**9.38**	**9.77**	10.0	10.0	94	98	78-127	4	15	
1,2-Dichlorobenzene	**9.61**	**9.99**	10.0	10.0	96	100	79-129	4	15	
n-Butylbenzene	**10.0**	**10.2**	10.0	10.0	100	102	78-144	2	16	
1,2-Dibromo-3-chloropropane	**9.25**	**9.83**	10.0	10.0	93	98	62-140	6	18	
1,2,4-Trichlorobenzene	**9.67**	**10.1**	10.0	10.0	97	101	72-142	4	21	
Hexachlorobutadiene	**9.51**	**10.0**	10.0	10.0	95	100	69-149	5	24	
Naphthalene	**9.43**	**9.97**	10.0	10.0	94	100	53-144	6	25	
1,2,3-Trichlorobenzene	**9.77**	**10.2**	10.0	10.0	98	102	63-146	4	30	
Surrogate:										
Dibromofluoromethane					*108*	*108*	*68-133*			
Toluene-d8					*102*	*102*	*79-123*			
4-Bromofluorobenzene					*105*	*105*	*78-117*			

This report pertains to the samples analyzed in accordance with the chain of custody, and is intended only for the use of the individual or company to whom it is addressed.

OnSite Environmental Inc.

Data Qualifiers and Abbreviations

A - Due to a high sample concentration, the amount spiked is insufficient for meaningful MS/MSD recovery data.

B - The analyte indicated was also found in the blank sample.

C - The duplicate RPD is outside control limits due to high result variability when analyte concentrations are within five times the quantitation limit.

E - The value reported exceeds the quantitation range and is an estimate.

F - Surrogate recovery data is not available due to the high concentration of coeluting target compounds.

H - The analyte indicated is a common laboratory solvent and may have been introduced during sample preparation, and be impacting the sample result.

I - Compound recovery is outside of the control limits.

J - The value reported was below the practical quantitation limit. The value is an estimate.

K - Sample duplicate RPD is outside control limits due to sample inhomogeneity. The sample was re-extracted and re-analyzed with similar results.

L - The RPD is outside of the control limits.

M - Hydrocarbons in the gasoline range are impacting the diesel range result.

M1 - Hydrocarbons in the gasoline range (toluene-naphthalene) are present in the sample.

N - Hydrocarbons in the lube oil range are impacting the diesel range result.

N1 - Hydrocarbons in diesel range are impacting lube oil range results.

O - Hydrocarbons indicative of heavier fuels are present in the sample and are impacting the gasoline result.

P - The RPD of the detected concentrations between the two columns is greater than 40.

Q - Surrogate recovery is outside of the control limits.

S - Surrogate recovery data is not available due to the necessary dilution of the sample.

T - The sample chromatogram is not similar to a typical _____.

U - The analyte was analyzed for, but was not detected above the reported sample quantitation limit.

U1 - The practical quantitation limit is elevated due to interferences present in the sample.

V - Matrix Spike/Matrix Spike Duplicate recoveries are outside control limits due to matrix effects.

W - Matrix Spike/Matrix Spike Duplicate RPD are outside control limits due to matrix effects.

X - Sample extract treated with a mercury cleanup procedure.

X1 - Sample extract treated with a sulfuric acid/silica gel cleanup procedure.

X2 - Sample extract treated with a silica gel cleanup procedure.

Y - The calibration verification for this analyte exceeded the 20% drift specified in methods 8260 & 8270, and therefore the reported result should be considered an estimate. The overall performance of the calibration verification standard met the acceptance criteria of the method.

Y1 - Negative effects of the matrix from this sample on the instrument caused values for this analyte in the bracketing continuing calibration verification standard (CCVs) to be outside of 20% acceptance criteria. Because of this, quantitation limits and sample concentrations should be considered estimates.

Z -

ND - Not Detected at PQL
PQL - Practical Quantitation Limit
RPD - Relative Percent Difference

This report pertains to the samples analyzed in accordance with the chain of custody, and is intended only for the use of the individual or company to whom it is addressed.

Chain of Custody

OnSite Environmental Inc.
Analytical Laboratory Testing Services
14648 NE 95th Street • Redmond, WA 98052
Phone: (425) 883-3881 • www.onsite-env.com

Company: GeoEngineers
Project Number: 17613-012-01
Project Name: Mercy Housing
Project Manager: Jacob Letts
Sampled by: Michael Ysaguirre

Turnaround Request (in working days)

(Check One)

- ☐ Same Day
- ☐ 1 Day
- ☐ 2 Days
- ☐ 3 Days
- ☒ Standard (7 Days)
- ☐ _____ (other)

Laboratory Number: 02-073

Lab ID	Sample Identification	Date Sampled	Time Sampled	Matrix	Number of Containers	NWTPH-HCID	NWTPH-Gx/BTEX (8021☐ 8260☐)	NWTPH-Gx	NWTPH-Dx (SG Clean-up☒) With & without SG Cleanup	Volatiles 8260☐	Halogenated Volatiles 8260	EDB EPA 8011 (Waters Only)	Semivolatiles 8270/SIM (with low-level PAHs)	PAHs 8270/SIM (low-level)	PCBs 8082	Organochlorine Pesticides 8081	Organophosphorus Pesticides 8270/SIM	Chlorinated Acid Herbicides 8151	Total RCRA Metals	Total MTCA Metals	TCLP Metals	HEM (oil and grease) 1664					% Moisture
1	RI-MW4-020625	2/6/25	0915	H_2O	7			X	X	X																	
2	RI-MW5-020625	"	1005	"	"			X	X	X																	
3	RI-MW1-020625	"	1045	"	"			X	X	X																	
4	DUP-1-020625	"	0600	"	"			X	X	X																	

	Signature	Company	Date	Time
Relinquished	[signature]	GeoEngineers	2/6/25	1422
Received	[signature]	GSE	2/6/25	1422
Relinquished				
Received				
Relinquished				
Received				
Reviewed/Date		Reviewed/Date		

Comments/Special Instructions

Data Package: Standard ☐ Level III ☐ Level IV ☐

Chromatograms with final report ☐ Electronic Data Deliverables (EDDs) ☐

OnSite Environmental Inc.
14648 NE 95th Street, Redmond, WA 98052 • (425) 883-3881

June 10, 2025

Jacob Letts
GeoEngineers, Inc.
1101 Fawcett Avenue South, Suite 200
Tacoma, WA 98402

Re: Analytical Data for Project 17613-012-01
Laboratory Reference No. 2504-467B

Dear Jacob:

Enclosed are the analytical results and associated quality control data for samples submitted on April 30, 2025.

The standard policy of OnSite Environmental, Inc. is to store your samples for 30 days from the date of receipt. If you require longer storage, please contact the laboratory.

We appreciate the opportunity to be of service to you on this project. If you have any questions concerning the data, or need additional information, please feel free to call me.

Sincerely,

David Baumeister
Project Manager

Enclosures

This report pertains to the samples analyzed in accordance with the chain of custody,
and is intended only for the use of the individual or company to whom it is addressed.

Date of Report: June 10, 2025
Samples Submitted: April 30, 2025
Laboratory Reference: 2504-467B
Project: 17613-012-01

Case Narrative

Samples were collected on April 29, 2025 and received by the laboratory on April 30, 2025. They were maintained at the laboratory at a temperature of 2°C to 6°C.

Please note that any and all soil sample results are reported on a dry-weight basis, unless otherwise noted below. However the soil results for the QA/QC samples are reported on a wet-weight basis.

General QA/QC issues associated with the analytical data enclosed in this laboratory report will be indicated with a reference to a comment or explanation on the Data Qualifier page. More complex and involved QA/QC issues will be discussed in detail below.

This report pertains to the samples analyzed in accordance with the chain of custody, and is intended only for the use of the individual or company to whom it is addressed.

Date of Report: June 10, 2025
Samples Submitted: April 30, 2025
Laboratory Reference: 2504-467B
Project: 17613-012-01

ANALYTICAL REPORT FOR SAMPLES

Client ID	Laboratory ID	Matrix	Date Sampled	Date Received	Notes
IDW-1	04-467-01	Soil	4-29-25	4-30-25	

This report pertains to the samples analyzed in accordance with the chain of custody, and is intended only for the use of the individual or company to whom it is addressed.

Date of Report: June 10, 2025
Samples Submitted: April 30, 2025
Laboratory Reference: 2504-467B
Project: 17613-012-01

TCLP CHROMIUM
EPA 1311/6010D

Matrix: TCLP Extract
Units: mg/L (ppm)

Analyte	Result	PQL	Method	Date Prepared	Date Analyzed	Flags
Client ID:	**IDW-1**					
Laboratory ID:	04-467-01					
Chromium	**ND**	0.020	EPA 6010D	5-2-25	5-2-25	

This report pertains to the samples analyzed in accordance with the chain of custody,
and is intended only for the use of the individual or company to whom it is addressed.

Date of Report: June 10, 2025
Samples Submitted: April 30, 2025
Laboratory Reference: 2504-467B
Project: 17613-012-01

TCLP CHROMIUM
EPA 1311/6010D
QUALITY CONTROL

Matrix: TCLP Extract
Units: mg/L (ppm)

Analyte	Result	PQL	Method	Date Prepared	Date Analyzed	Flags
METHOD BLANK						
Laboratory ID:	MB0502TM1					
Chromium	**ND**	0.020	EPA 6010D	5-2-25	5-2-25	

Analyte	Result		Spike Level		Source Result	Percent Recovery		Recovery Limits	RPD	RPD Limit	Flags
DUPLICATE											
Laboratory ID:	04-467-01										
	ORIG	DUP									
Chromium	**ND**	**ND**	NA	NA		NA		NA	NA	20	
MATRIX SPIKES											
Laboratory ID:	04-467-01										
	MS	MSD	MS	MSD		MS	MSD				
Chromium	**4.20**	**4.30**	4.00	4.00	ND	**105**	**107**	75-125	2	20	

This report pertains to the samples analyzed in accordance with the chain of custody, and is intended only for the use of the individual or company to whom it is addressed.

OnSite Environmental Inc.

Data Qualifiers and Abbreviations

A - Due to a high sample concentration, the amount spiked is insufficient for meaningful MS/MSD recovery data.

B - The analyte indicated was also found in the blank sample.

C - The duplicate RPD is outside control limits due to high result variability when analyte concentrations are within five times the quantitation limit.

E - The value reported exceeds the quantitation range and is an estimate.

F - Surrogate recovery data is not available due to the high concentration of coeluting target compounds.

H - The analyte indicated is a common laboratory solvent and may have been introduced during sample preparation, and be impacting the sample result.

I - Compound recovery is outside of the control limits.

J - The value reported was below the practical quantitation limit. The value is an estimate.

K - Sample duplicate RPD is outside control limits due to sample inhomogeneity. The sample was re-extracted and re-analyzed with similar results.

L - The RPD is outside of the control limits.

M - Hydrocarbons in the gasoline range are impacting the diesel range result.

M1 - Hydrocarbons in the gasoline range (toluene-naphthalene) are present in the sample.

N - Hydrocarbons in the lube oil range are impacting the diesel range result.

N1 - Hydrocarbons in diesel range are impacting lube oil range results.

O - Hydrocarbons indicative of heavier fuels are present in the sample and are impacting the gasoline result.

P - The RPD of the detected concentrations between the two columns is greater than 40.

Q - Surrogate recovery is outside of the control limits.

S - Surrogate recovery data is not available due to the necessary dilution of the sample.

T - The sample chromatogram is not similar to a typical _____.

U - The analyte was analyzed for, but was not detected above the reported sample quantitation limit.

U1 - The practical quantitation limit is elevated due to interferences present in the sample.

V - Matrix Spike/Matrix Spike Duplicate recoveries are outside control limits due to matrix effects.

W - Matrix Spike/Matrix Spike Duplicate RPD are outside control limits due to matrix effects.

X - Sample extract treated with a mercury cleanup procedure.

X1 - Sample extract treated with a sulfuric acid/silica gel cleanup procedure.

X2 - Sample extract treated with a silica gel cleanup procedure.

Y - The calibration verification for this analyte exceeded the 20% drift specified in methods 8260 & 8270, and therefore the reported result should be considered an estimate. The overall performance of the calibration verification standard met the acceptance criteria of the method.

Y1 - Negative effects of the matrix from this sample on the instrument caused values for this analyte in the bracketing continuing calibration verification standard (CCVs) to be outside of 20% acceptance criteria. Because of this, quantitation limits and sample concentrations should be considered estimates.

Z -

ND - Not Detected at PQL
PQL - Practical Quantitation Limit
RPD - Relative Percent Difference

This report pertains to the samples analyzed in accordance with the chain of custody, and is intended only for the use of the individual or company to whom it is addressed.

OnSite Environmental Inc.
Analytical Laboratory Testing Services
14648 NE 95th Street • Redmond, WA 98052
Phone: (425) 883-3881 • www.onsite-env.com

Chain of Custody

Laboratory Number: 04-467

Company: GeoEngineers, Inc.
Project Number: 17613-012-01
Project Name: Mercy Housing Mt Baker St.
Project Manager: Jacob Letts
Sampled by: Meredith Bush

Turnaround Request (in working days)
(Check One)
☐ Same Day ☐ 1 Day
☐ 2 Days ☒ 3 Days
☐ Standard (7 Days)
☐ _____ (other)

Lab ID	Sample Identification	Date Sampled	Time Sampled	Matrix	Number of Containers	NWTPH-HCID	NWTPH-Gx/BTEX (8021☐ 8260☐)	NWTPH-Gx	NWTPH-Dx (SG Clean-up☐)	Volatiles 8260	Halogenated Volatiles 8260	EDB EPA 8011 (Waters Only)	Semivolatiles 8270/SIM (with low-level PAHs)	PAHs 8270/SIM (low-level)	PCBs 8082	Organochlorine Pesticides 8081	Organophosphorus Pesticides 8270/SIM	Chlorinated Acid Herbicides 8151	Total RCRA Metals	Total MTCA Metals	TCLP Metals - Lead	HEM (oil and grease) 1664	TCLP chromium				% Moisture
1	IDW-1	4/29/25	1430	S	1																X		(X)				

	Signature	Company	Date	Time
Relinquished	[signature]	GEI	4/30/2025	1315
Received	[signature]	OSE	4/30/25	1315
Relinquished				
Received				
Relinquished				
Received				
Reviewed/Date		Reviewed/Date		

Comments/Special Instructions
(X) Added 6/9/25. DB (2 day TAT)

Data Package: Standard ☐ Level III ☐ Level IV ☐
Chromatograms with final report ☐ Electronic Data Deliverables (EDDs) ☐

OnSite Environmental Inc.
14648 NE 95th Street, Redmond, WA 98052 • (425) 883-3881

May 5, 2025

Jacob Letts
GeoEngineers, Inc.
1101 Fawcett Avenue South, Suite 200
Tacoma, WA 98402

Re: Analytical Data for Project 17613-012-01
Laboratory Reference No. 2504-467

Dear Jacob:

Enclosed are the analytical results and associated quality control data for samples submitted on April 30, 2025.

The standard policy of OnSite Environmental, Inc. is to store your samples for 30 days from the date of receipt. If you require longer storage, please contact the laboratory.

We appreciate the opportunity to be of service to you on this project. If you have any questions concerning the data, or need additional information, please feel free to call me.

Sincerely,

David Baumeister
Project Manager

Enclosures

This report pertains to the samples analyzed in accordance with the chain of custody,
and is intended only for the use of the individual or company to whom it is addressed.

Date of Report: May 5, 2025
Samples Submitted: April 30, 2025
Laboratory Reference: 2504-467
Project: 17613-012-01

Case Narrative

Samples were collected on April 29, 2025 and received by the laboratory on April 30, 2025. They were maintained at the laboratory at a temperature of 2°C to 6°C.

Please note that any and all soil sample results are reported on a dry-weight basis, unless otherwise noted below. However the soil results for the QA/QC samples are reported on a wet-weight basis.

General QA/QC issues associated with the analytical data enclosed in this laboratory report will be indicated with a reference to a comment or explanation on the Data Qualifier page. More complex and involved QA/QC issues will be discussed in detail below.

This report pertains to the samples analyzed in accordance with the chain of custody, and is intended only for the use of the individual or company to whom it is addressed.

Date of Report: May 5, 2025
Samples Submitted: April 30, 2025
Laboratory Reference: 2504-467
Project: 17613-012-01

ANALYTICAL REPORT FOR SAMPLES

Client ID	Laboratory ID	Matrix	Date Sampled	Date Received	Notes
IDW-1	04-467-01	Soil	4-29-25	4-30-25	

This report pertains to the samples analyzed in accordance with the chain of custody, and is intended only for the use of the individual or company to whom it is addressed.

Date of Report: May 5, 2025
Samples Submitted: April 30, 2025
Laboratory Reference: 2504-467
Project: 17613-012-01

TCLP LEAD
EPA 1311/6010D

Matrix: TCLP Extract
Units: mg/L (ppm)

Analyte	Result	PQL	Method	Date Prepared	Date Analyzed	Flags
Client ID:	**IDW-1**					
Laboratory ID:	04-467-01					
Lead	**ND**	0.20	EPA 6010D	5-2-25	5-2-25	

This report pertains to the samples analyzed in accordance with the chain of custody,
and is intended only for the use of the individual or company to whom it is addressed.

Date of Report: May 5, 2025
Samples Submitted: April 30, 2025
Laboratory Reference: 2504-467
Project: 17613-012-01

TCLP LEAD
EPA 1311/6010D
QUALITY CONTROL

Matrix: TCLP Extract
Units: mg/L (ppm)

Analyte	Result	PQL	Method	Date Prepared	Date Analyzed	Flags
METHOD BLANK						
Laboratory ID:	MB0502TM1					
Lead	**ND**	0.20	EPA 6010D	5-2-25	5-2-25	

Analyte	Result		Spike Level		Source Result	Percent Recovery		Recovery Limits	RPD	RPD Limit	Flags
DUPLICATE											
Laboratory ID:	04-467-01										
	ORIG	DUP									
Lead	**ND**	**ND**	NA	NA		NA		NA	NA	20	
MATRIX SPIKES											
Laboratory ID:	04-467-01										
	MS	MSD	MS	MSD		MS	MSD				
Lead	**10.5**	**10.7**	10.0	10.0	ND	**105**	**107**	75-125	2	20	

This report pertains to the samples analyzed in accordance with the chain of custody, and is intended only for the use of the individual or company to whom it is addressed.

OnSite Environmental Inc.

Data Qualifiers and Abbreviations

A - Due to a high sample concentration, the amount spiked is insufficient for meaningful MS/MSD recovery data.

B - The analyte indicated was also found in the blank sample.

C - The duplicate RPD is outside control limits due to high result variability when analyte concentrations are within five times the quantitation limit.

E - The value reported exceeds the quantitation range and is an estimate.

F - Surrogate recovery data is not available due to the high concentration of coeluting target compounds.

H - The analyte indicated is a common laboratory solvent and may have been introduced during sample preparation, and be impacting the sample result.

I - Compound recovery is outside of the control limits.

J - The value reported was below the practical quantitation limit. The value is an estimate.

K - Sample duplicate RPD is outside control limits due to sample inhomogeneity. The sample was re-extracted and re-analyzed with similar results.

L - The RPD is outside of the control limits.

M - Hydrocarbons in the gasoline range are impacting the diesel range result.

M1 - Hydrocarbons in the gasoline range (toluene-naphthalene) are present in the sample.

N - Hydrocarbons in the lube oil range are impacting the diesel range result.

N1 - Hydrocarbons in diesel range are impacting lube oil range results.

O - Hydrocarbons indicative of heavier fuels are present in the sample and are impacting the gasoline result.

P - The RPD of the detected concentrations between the two columns is greater than 40.

Q - Surrogate recovery is outside of the control limits.

S - Surrogate recovery data is not available due to the necessary dilution of the sample.

T - The sample chromatogram is not similar to a typical _____.

U - The analyte was analyzed for, but was not detected above the reported sample quantitation limit.

U1 - The practical quantitation limit is elevated due to interferences present in the sample.

V - Matrix Spike/Matrix Spike Duplicate recoveries are outside control limits due to matrix effects.

W - Matrix Spike/Matrix Spike Duplicate RPD are outside control limits due to matrix effects.

X - Sample extract treated with a mercury cleanup procedure.

X1 - Sample extract treated with a sulfuric acid/silica gel cleanup procedure.

X2 - Sample extract treated with a silica gel cleanup procedure.

Y - The calibration verification for this analyte exceeded the 20% drift specified in methods 8260 & 8270, and therefore the reported result should be considered an estimate. The overall performance of the calibration verification standard met the acceptance criteria of the method.

Y1 - Negative effects of the matrix from this sample on the instrument caused values for this analyte in the bracketing continuing calibration verification standard (CCVs) to be outside of 20% acceptance criteria. Because of this, quantitation limits and sample concentrations should be considered estimates.

Z -

ND - Not Detected at PQL
PQL - Practical Quantitation Limit
RPD - Relative Percent Difference

This report pertains to the samples analyzed in accordance with the chain of custody, and is intended only for the use of the individual or company to whom it is addressed.

Chain of Custody

Page 1 of 1

OnSite Environmental Inc.
Analytical Laboratory Testing Services
14648 NE 95th Street • Redmond, WA 98052
Phone: (425) 883-3881 • www.onsite-env.com

Laboratory Number: 04-467

Company: GeoEngineers, Inc.
Project Number: 17613-012-01
Project Name: Merrythought - Mt Baker St.
Project Manager: Jacob Letts
Sampled by: Meredith Bush

Turnaround Request (in working days)
(Check One)
☐ Same Day ☐ 1 Day
☐ 2 Days ☒ 3 Days
☐ Standard (7 Days)
☐ _____ (other)

Lab ID	Sample Identification	Date Sampled	Time Sampled	Matrix	Number of Containers	NWTPH-HCID	NWTPH-Gx/BTEX (8021☐ 8260☐)	NWTPH-Gx	NWTPH-Dx (SG Clean-up☐)	Volatiles 8260	Halogenated Volatiles 8260	EDB EPA 8011 (Waters Only)	Semivolatiles 8270/SIM (with low-level PAHs)	PAHs 8270/SIM (low-level)	PCBs 8082	Organochlorine Pesticides 8081	Organophosphorus Pesticides 8270/SIM	Chlorinated Acid Herbicides 8151	Total RCRA Metals	Total MTCA Metals	TCLP Metals - Lead	HEM (oil and grease) 1664	% Moisture
1	IDW-1	4/29/25	1430	S	1																X		

	Signature	Company	Date	Time
Relinquished		GEI	4/30/2025	1315
Received		OSE	4/30/25	1315
Relinquished				
Received				
Relinquished				
Received				
Reviewed/Date		Reviewed/Date		

Comments/Special Instructions

Data Package: Standard ☐ Level III ☐ Level IV ☐

Chromatograms with final report ☐ Electronic Data Deliverables (EDDs) ☐

OnSite Environmental Inc.
14648 NE 95th Street, Redmond, WA 98052 • (425) 883-3881

March 12, 2025

Jacob Letts
GeoEngineers, Inc.
1101 Fawcett Avenue South, Unit 200
Tacoma, WA 98402

Re: Analytical Data for Project 17613-012-00
Laboratory Reference No. 2503-074

Dear Jacob:

Enclosed are the analytical results and associated quality control data for samples submitted on March 6, 2025.

The standard policy of OnSite Environmental, Inc. is to store your samples for 30 days from the date of receipt. If you require longer storage, please contact the laboratory.

We appreciate the opportunity to be of service to you on this project. If you have any questions concerning the data, or need additional information, please feel free to call me.

Sincerely,

David Baumeister
Project Manager

Enclosures

This report pertains to the samples analyzed in accordance with the chain of custody, and is intended only for the use of the individual or company to whom it is addressed.

Date of Report: March 12, 2025
Samples Submitted: March 6, 2025
Laboratory Reference: 2503-074
Project: 17613-012-00

Case Narrative

Samples were collected on March 5, 2025 and received by the laboratory on March 6, 2025. They were maintained at the laboratory at a temperature of 2°C to 6°C.

Please note that any and all soil sample results are reported on a dry-weight basis, unless otherwise noted below. However the soil results for the QA/QC samples are reported on a wet-weight basis.

General QA/QC issues associated with the analytical data enclosed in this laboratory report will be indicated with a reference to a comment or explanation on the Data Qualifier page. More complex and involved QA/QC issues will be discussed in detail below.

This report pertains to the samples analyzed in accordance with the chain of custody, and is intended only for the use of the individual or company to whom it is addressed.

Date of Report: March 12, 2025
Samples Submitted: March 6, 2025
Laboratory Reference: 2503-074
Project: 17613-012-00

ANALYTICAL REPORT FOR SAMPLES

Client ID	Laboratory ID	Matrix	Date Sampled	Date Received	Notes
RI-MW2-250305	03-074-01	Water	3-5-25	3-6-25	
RI-MW3-250305	03-074-02	Water	3-5-25	3-6-25	

This report pertains to the samples analyzed in accordance with the chain of custody,
and is intended only for the use of the individual or company to whom it is addressed.

Date of Report: March 12, 2025
Samples Submitted: March 6, 2025
Laboratory Reference: 2503-074
Project: 17613-012-00

GASOLINE RANGE ORGANICS
NWTPH-Gx

Matrix: Water
Units: ug/L (ppb)

Analyte	Result	PQL	Method	Date Prepared	Date Analyzed	Flags
Client ID:	**RI-MW2-250305**					
Laboratory ID:	03-074-01					
Gasoline	**ND**	100	NWTPH-Gx	3-7-25	3-7-25	
Surrogate:	*Percent Recovery*	*Control Limits*				
Fluorobenzene	*90*	*61-122*				
Client ID:	**RI-MW3-250305**					
Laboratory ID:	03-074-02					
Gasoline	**ND**	100	NWTPH-Gx	3-7-25	3-7-25	
Surrogate:	*Percent Recovery*	*Control Limits*				
Fluorobenzene	*91*	*61-122*				

This report pertains to the samples analyzed in accordance with the chain of custody,
and is intended only for the use of the individual or company to whom it is addressed.

Date of Report: March 12, 2025
Samples Submitted: March 6, 2025
Laboratory Reference: 2503-074
Project: 17613-012-00

DIESEL AND HEAVY OIL RANGE ORGANICS
NWTPH-Dx

Matrix: Water
Units: mg/L (ppm)

Analyte	Result	PQL	Method	Date Prepared	Date Analyzed	Flags
Client ID:	**RI-MW2-250305**					
Laboratory ID:	03-074-01					
Diesel Range Organics	**ND**	0.21	NWTPH-Dx	3-10-25	3-10-25	
Lube Oil Range Organics	**ND**	0.21	NWTPH-Dx	3-10-25	3-10-25	
Surrogate:	*Percent Recovery*	*Control Limits*				
o-Terphenyl	*111*	*50-150*				
Client ID:	**RI-MW2-250305**					
Laboratory ID:	03-074-01					
Diesel Range Organics	**ND**	0.21	NWTPH-Dx	3-10-25	3-10-25	X2
Lube Oil Range Organics	**ND**	0.21	NWTPH-Dx	3-10-25	3-10-25	X2
Surrogate:	*Percent Recovery*	*Control Limits*				
o-Terphenyl	*118*	*50-150*				
Client ID:	**RI-MW3-250305**					
Laboratory ID:	03-074-02					
Diesel Range Organics	**ND**	0.21	NWTPH-Dx	3-10-25	3-11-25	
Lube Oil Range Organics	**ND**	0.21	NWTPH-Dx	3-10-25	3-11-25	
Surrogate:	*Percent Recovery*	*Control Limits*				
o-Terphenyl	*112*	*50-150*				
Client ID:	**RI-MW3-250305**					
Laboratory ID:	03-074-02					
Diesel Range Organics	**ND**	0.21	NWTPH-Dx	3-10-25	3-11-25	X2
Lube Oil Range Organics	**ND**	0.21	NWTPH-Dx	3-10-25	3-11-25	X2
Surrogate:	*Percent Recovery*	*Control Limits*				
o-Terphenyl	*113*	*50-150*				

This report pertains to the samples analyzed in accordance with the chain of custody,
and is intended only for the use of the individual or company to whom it is addressed.

Date of Report: March 12, 2025
Samples Submitted: March 6, 2025
Laboratory Reference: 2503-074
Project: 17613-012-00

VOLATILE ORGANICS EPA 8260D
page 1 of 2

Matrix: Water
Units: ug/L

Analyte	Result	PQL	Method	Date Prepared	Date Analyzed	Flags
Client ID:	**RI-MW2-250305**					
Laboratory ID:	03-074-01					
Dichlorodifluoromethane	ND	0.28	EPA 8260D	3-11-25	3-11-25	
Chloromethane	ND	1.0	EPA 8260D	3-11-25	3-11-25	
Vinyl Chloride	ND	0.20	EPA 8260D	3-11-25	3-11-25	
Bromomethane	ND	1.0	EPA 8260D	3-11-25	3-11-25	
Chloroethane	ND	1.0	EPA 8260D	3-11-25	3-11-25	
Trichlorofluoromethane	ND	0.20	EPA 8260D	3-11-25	3-11-25	
1,1-Dichloroethene	ND	0.20	EPA 8260D	3-11-25	3-11-25	
Acetone	ND	5.0	EPA 8260D	3-11-25	3-11-25	
Iodomethane	ND	1.5	EPA 8260D	3-11-25	3-11-25	
Carbon Disulfide	ND	0.29	EPA 8260D	3-11-25	3-11-25	
Methylene Chloride	ND	1.0	EPA 8260D	3-11-25	3-11-25	
(trans) 1,2-Dichloroethene	ND	0.20	EPA 8260D	3-11-25	3-11-25	
Methyl t-Butyl Ether	ND	0.20	EPA 8260D	3-11-25	3-11-25	
1,1-Dichloroethane	ND	0.20	EPA 8260D	3-11-25	3-11-25	
Vinyl Acetate	ND	1.0	EPA 8260D	3-11-25	3-11-25	
2,2-Dichloropropane	ND	0.20	EPA 8260D	3-11-25	3-11-25	
(cis) 1,2-Dichloroethene	ND	0.20	EPA 8260D	3-11-25	3-11-25	
2-Butanone	ND	5.0	EPA 8260D	3-11-25	3-11-25	
Bromochloromethane	ND	0.20	EPA 8260D	3-11-25	3-11-25	
Chloroform	ND	0.20	EPA 8260D	3-11-25	3-11-25	
1,1,1-Trichloroethane	ND	0.20	EPA 8260D	3-11-25	3-11-25	
Carbon Tetrachloride	ND	0.20	EPA 8260D	3-11-25	3-11-25	
1,1-Dichloropropene	ND	0.20	EPA 8260D	3-11-25	3-11-25	
Benzene	ND	0.20	EPA 8260D	3-11-25	3-11-25	
1,2-Dichloroethane	ND	0.20	EPA 8260D	3-11-25	3-11-25	
Trichloroethene	ND	0.20	EPA 8260D	3-11-25	3-11-25	
1,2-Dichloropropane	ND	0.20	EPA 8260D	3-11-25	3-11-25	
Dibromomethane	ND	0.20	EPA 8260D	3-11-25	3-11-25	
Bromodichloromethane	ND	0.20	EPA 8260D	3-11-25	3-11-25	
(cis) 1,3-Dichloropropene	ND	0.20	EPA 8260D	3-11-25	3-11-25	
Methyl Isobutyl Ketone	ND	2.0	EPA 8260D	3-11-25	3-11-25	
Toluene	ND	1.0	EPA 8260D	3-11-25	3-11-25	
(trans) 1,3-Dichloropropene	ND	0.20	EPA 8260D	3-11-25	3-11-25	

This report pertains to the samples analyzed in accordance with the chain of custody,
and is intended only for the use of the individual or company to whom it is addressed.

Date of Report: March 12, 2025
Samples Submitted: March 6, 2025
Laboratory Reference: 2503-074
Project: 17613-012-00

VOLATILE ORGANICS EPA 8260D
page 2 of 2

Analyte	Result	PQL	Method	Date Prepared	Date Analyzed	Flags
Client ID:	**RI-MW2-250305**					
Laboratory ID:	03-074-01					
1,1,2-Trichloroethane	ND	0.20	EPA 8260D	3-11-25	3-11-25	
Tetrachloroethene	ND	0.20	EPA 8260D	3-11-25	3-11-25	
1,3-Dichloropropane	ND	0.20	EPA 8260D	3-11-25	3-11-25	
2-Hexanone	ND	2.0	EPA 8260D	3-11-25	3-11-25	
Dibromochloromethane	ND	0.20	EPA 8260D	3-11-25	3-11-25	
1,2-Dibromoethane	ND	0.20	EPA 8260D	3-11-25	3-11-25	
Chlorobenzene	ND	0.20	EPA 8260D	3-11-25	3-11-25	
1,1,1,2-Tetrachloroethane	ND	0.20	EPA 8260D	3-11-25	3-11-25	
Ethylbenzene	ND	0.20	EPA 8260D	3-11-25	3-11-25	
m,p-Xylene	ND	0.40	EPA 8260D	3-11-25	3-11-25	
o-Xylene	ND	0.20	EPA 8260D	3-11-25	3-11-25	
Styrene	ND	0.20	EPA 8260D	3-11-25	3-11-25	
Bromoform	ND	1.0	EPA 8260D	3-11-25	3-11-25	
Isopropylbenzene	ND	0.20	EPA 8260D	3-11-25	3-11-25	
Bromobenzene	ND	0.20	EPA 8260D	3-11-25	3-11-25	
1,1,2,2-Tetrachloroethane	ND	0.20	EPA 8260D	3-11-25	3-11-25	
1,2,3-Trichloropropane	ND	0.20	EPA 8260D	3-11-25	3-11-25	
n-Propylbenzene	ND	0.20	EPA 8260D	3-11-25	3-11-25	
2-Chlorotoluene	ND	0.20	EPA 8260D	3-11-25	3-11-25	
4-Chlorotoluene	ND	0.20	EPA 8260D	3-11-25	3-11-25	
1,3,5-Trimethylbenzene	ND	0.20	EPA 8260D	3-11-25	3-11-25	
tert-Butylbenzene	ND	0.20	EPA 8260D	3-11-25	3-11-25	
1,2,4-Trimethylbenzene	ND	0.20	EPA 8260D	3-11-25	3-11-25	
sec-Butylbenzene	ND	0.20	EPA 8260D	3-11-25	3-11-25	
1,3-Dichlorobenzene	ND	0.20	EPA 8260D	3-11-25	3-11-25	
p-Isopropyltoluene	ND	0.20	EPA 8260D	3-11-25	3-11-25	
1,4-Dichlorobenzene	ND	0.20	EPA 8260D	3-11-25	3-11-25	
1,2-Dichlorobenzene	ND	0.20	EPA 8260D	3-11-25	3-11-25	
n-Butylbenzene	ND	0.20	EPA 8260D	3-11-25	3-11-25	
1,2-Dibromo-3-chloropropane	ND	1.0	EPA 8260D	3-11-25	3-11-25	
1,2,4-Trichlorobenzene	ND	0.20	EPA 8260D	3-11-25	3-11-25	
Hexachlorobutadiene	ND	1.0	EPA 8260D	3-11-25	3-11-25	
Naphthalene	ND	1.0	EPA 8260D	3-11-25	3-11-25	
1,2,3-Trichlorobenzene	ND	1.0	EPA 8260D	3-11-25	3-11-25	
Surrogate:	*Percent Recovery*	*Control Limits*				
Dibromofluoromethane	*91*	*68-133*				
Toluene-d8	*99*	*79-123*				
4-Bromofluorobenzene	*99*	*78-117*				

This report pertains to the samples analyzed in accordance with the chain of custody, and is intended only for the use of the individual or company to whom it is addressed.

Date of Report: March 12, 2025
Samples Submitted: March 6, 2025
Laboratory Reference: 2503-074
Project: 17613-012-00

VOLATILE ORGANICS EPA 8260D
page 1 of 2

Matrix: Water
Units: ug/L

Analyte	Result	PQL	Method	Date Prepared	Date Analyzed	Flags
Client ID:	**RI-MW3-250305**					
Laboratory ID:	03-074-02					
Dichlorodifluoromethane	ND	0.28	EPA 8260D	3-11-25	3-11-25	
Chloromethane	ND	1.0	EPA 8260D	3-11-25	3-11-25	
Vinyl Chloride	ND	0.20	EPA 8260D	3-11-25	3-11-25	
Bromomethane	ND	1.0	EPA 8260D	3-11-25	3-11-25	
Chloroethane	ND	1.0	EPA 8260D	3-11-25	3-11-25	
Trichlorofluoromethane	ND	0.20	EPA 8260D	3-11-25	3-11-25	
1,1-Dichloroethene	ND	0.20	EPA 8260D	3-11-25	3-11-25	
Acetone	ND	5.0	EPA 8260D	3-11-25	3-11-25	
Iodomethane	ND	1.5	EPA 8260D	3-11-25	3-11-25	
Carbon Disulfide	ND	0.29	EPA 8260D	3-11-25	3-11-25	
Methylene Chloride	ND	1.0	EPA 8260D	3-11-25	3-11-25	
(trans) 1,2-Dichloroethene	ND	0.20	EPA 8260D	3-11-25	3-11-25	
Methyl t-Butyl Ether	ND	0.20	EPA 8260D	3-11-25	3-11-25	
1,1-Dichloroethane	ND	0.20	EPA 8260D	3-11-25	3-11-25	
Vinyl Acetate	ND	1.0	EPA 8260D	3-11-25	3-11-25	
2,2-Dichloropropane	ND	0.20	EPA 8260D	3-11-25	3-11-25	
(cis) 1,2-Dichloroethene	ND	0.20	EPA 8260D	3-11-25	3-11-25	
2-Butanone	ND	5.0	EPA 8260D	3-11-25	3-11-25	
Bromochloromethane	ND	0.20	EPA 8260D	3-11-25	3-11-25	
Chloroform	ND	0.20	EPA 8260D	3-11-25	3-11-25	
1,1,1-Trichloroethane	ND	0.20	EPA 8260D	3-11-25	3-11-25	
Carbon Tetrachloride	ND	0.20	EPA 8260D	3-11-25	3-11-25	
1,1-Dichloropropene	ND	0.20	EPA 8260D	3-11-25	3-11-25	
Benzene	ND	0.20	EPA 8260D	3-11-25	3-11-25	
1,2-Dichloroethane	ND	0.20	EPA 8260D	3-11-25	3-11-25	
Trichloroethene	ND	0.20	EPA 8260D	3-11-25	3-11-25	
1,2-Dichloropropane	ND	0.20	EPA 8260D	3-11-25	3-11-25	
Dibromomethane	ND	0.20	EPA 8260D	3-11-25	3-11-25	
Bromodichloromethane	ND	0.20	EPA 8260D	3-11-25	3-11-25	
(cis) 1,3-Dichloropropene	ND	0.20	EPA 8260D	3-11-25	3-11-25	
Methyl Isobutyl Ketone	ND	2.0	EPA 8260D	3-11-25	3-11-25	
Toluene	ND	1.0	EPA 8260D	3-11-25	3-11-25	
(trans) 1,3-Dichloropropene	ND	0.20	EPA 8260D	3-11-25	3-11-25	

This report pertains to the samples analyzed in accordance with the chain of custody,
and is intended only for the use of the individual or company to whom it is addressed.

Date of Report: March 12, 2025
Samples Submitted: March 6, 2025
Laboratory Reference: 2503-074
Project: 17613-012-00

VOLATILE ORGANICS EPA 8260D
page 2 of 2

Analyte	Result	PQL	Method	Date Prepared	Date Analyzed	Flags
Client ID:	**RI-MW3-250305**					
Laboratory ID:	03-074-02					
1,1,2-Trichloroethane	ND	0.20	EPA 8260D	3-11-25	3-11-25	
Tetrachloroethene	1.0	0.20	EPA 8260D	3-11-25	3-11-25	
1,3-Dichloropropane	ND	0.20	EPA 8260D	3-11-25	3-11-25	
2-Hexanone	ND	2.0	EPA 8260D	3-11-25	3-11-25	
Dibromochloromethane	ND	0.20	EPA 8260D	3-11-25	3-11-25	
1,2-Dibromoethane	ND	0.20	EPA 8260D	3-11-25	3-11-25	
Chlorobenzene	ND	0.20	EPA 8260D	3-11-25	3-11-25	
1,1,1,2-Tetrachloroethane	ND	0.20	EPA 8260D	3-11-25	3-11-25	
Ethylbenzene	ND	0.20	EPA 8260D	3-11-25	3-11-25	
m,p-Xylene	ND	0.40	EPA 8260D	3-11-25	3-11-25	
o-Xylene	ND	0.20	EPA 8260D	3-11-25	3-11-25	
Styrene	ND	0.20	EPA 8260D	3-11-25	3-11-25	
Bromoform	ND	1.0	EPA 8260D	3-11-25	3-11-25	
Isopropylbenzene	ND	0.20	EPA 8260D	3-11-25	3-11-25	
Bromobenzene	ND	0.20	EPA 8260D	3-11-25	3-11-25	
1,1,2,2-Tetrachloroethane	ND	0.20	EPA 8260D	3-11-25	3-11-25	
1,2,3-Trichloropropane	ND	0.20	EPA 8260D	3-11-25	3-11-25	
n-Propylbenzene	ND	0.20	EPA 8260D	3-11-25	3-11-25	
2-Chlorotoluene	ND	0.20	EPA 8260D	3-11-25	3-11-25	
4-Chlorotoluene	ND	0.20	EPA 8260D	3-11-25	3-11-25	
1,3,5-Trimethylbenzene	ND	0.20	EPA 8260D	3-11-25	3-11-25	
tert-Butylbenzene	ND	0.20	EPA 8260D	3-11-25	3-11-25	
1,2,4-Trimethylbenzene	ND	0.20	EPA 8260D	3-11-25	3-11-25	
sec-Butylbenzene	ND	0.20	EPA 8260D	3-11-25	3-11-25	
1,3-Dichlorobenzene	ND	0.20	EPA 8260D	3-11-25	3-11-25	
p-Isopropyltoluene	ND	0.20	EPA 8260D	3-11-25	3-11-25	
1,4-Dichlorobenzene	ND	0.20	EPA 8260D	3-11-25	3-11-25	
1,2-Dichlorobenzene	ND	0.20	EPA 8260D	3-11-25	3-11-25	
n-Butylbenzene	ND	0.20	EPA 8260D	3-11-25	3-11-25	
1,2-Dibromo-3-chloropropane	ND	1.0	EPA 8260D	3-11-25	3-11-25	
1,2,4-Trichlorobenzene	ND	0.20	EPA 8260D	3-11-25	3-11-25	
Hexachlorobutadiene	ND	1.0	EPA 8260D	3-11-25	3-11-25	
Naphthalene	ND	1.0	EPA 8260D	3-11-25	3-11-25	
1,2,3-Trichlorobenzene	ND	1.0	EPA 8260D	3-11-25	3-11-25	
Surrogate:	*Percent Recovery*	*Control Limits*				
Dibromofluoromethane	*92*	*68-133*				
Toluene-d8	*98*	*79-123*				
4-Bromofluorobenzene	*98*	*78-117*				

This report pertains to the samples analyzed in accordance with the chain of custody, and is intended only for the use of the individual or company to whom it is addressed.

Date of Report: March 12, 2025
Samples Submitted: March 6, 2025
Laboratory Reference: 2503-074
Project: 17613-012-00

GASOLINE RANGE ORGANICS
NWTPH-Gx
QUALITY CONTROL

Matrix: Water
Units: ug/L (ppb)

Analyte	Result	PQL	Method	Date Prepared	Date Analyzed	Flags
METHOD BLANK						
Laboratory ID:	MB0307W2					
Gasoline	**ND**	100	NWTPH-Gx	3-7-25	3-7-25	
Surrogate:	*Percent Recovery*	*Control Limits*				
Fluorobenzene	*91*	*61-122*				

Analyte	Result		Spike Level		Source Result	Percent Recovery		Recovery Limits	RPD	RPD Limit	Flags
DUPLICATE											
Laboratory ID:	03-046-02										
	ORIG	DUP									
Gasoline	**ND**	**ND**	NA	NA		NA		NA	NA	30	
Surrogate:											
Fluorobenzene						*91*	*83*	*61-122*			

This report pertains to the samples analyzed in accordance with the chain of custody, and is intended only for the use of the individual or company to whom it is addressed.

Date of Report: March 12, 2025
Samples Submitted: March 6, 2025
Laboratory Reference: 2503-074
Project: 17613-012-00

DIESEL AND HEAVY OIL RANGE ORGANICS
NWTPH-Dx
QUALITY CONTROL

Matrix: Water
Units: mg/L (ppm)

Analyte	Result	PQL	Method	Date Prepared	Date Analyzed	Flags
METHOD BLANK						
Laboratory ID:	MB0310W1					
Diesel Range Organics	**ND**	0.16	NWTPH-Dx	3-10-25	3-10-25	
Lube Oil Range Organics	**ND**	0.16	NWTPH-Dx	3-10-25	3-10-25	
Surrogate:	*Percent Recovery*	*Control Limits*				
o-Terphenyl	*122*	*50-150*				
Laboratory ID:	MB0310W1					
Diesel Range Organics	**ND**	0.16	NWTPH-Dx	3-10-25	3-11-25	X2
Lube Oil Range Organics	**ND**	0.16	NWTPH-Dx	3-10-25	3-11-25	X2
Surrogate:	*Percent Recovery*	*Control Limits*				
o-Terphenyl	*133*	*50-150*				

Analyte	Result		Spike Level		Source Result	Percent Recovery		Recovery Limits	RPD	RPD Limit	Flags
DUPLICATE											
Laboratory ID:	03-074-01										
	ORIG	DUP									
Diesel Range	**ND**	**ND**	NA	NA		NA		NA	NA	40	
Lube Oil Range	**ND**	**ND**	NA	NA		NA		NA	NA	40	
Surrogate:											
o-Terphenyl						*111*	*120*	*50-150*			
Laboratory ID:	03-074-01										
	ORIG	DUP									
Diesel Range	**ND**	**ND**	NA	NA		NA		NA	NA	40	X2
Lube Oil Range	**ND**	**ND**	NA	NA		NA		NA	NA	40	X2
Surrogate:											
o-Terphenyl						*118*	*121*	*50-150*			

This report pertains to the samples analyzed in accordance with the chain of custody,
and is intended only for the use of the individual or company to whom it is addressed.

Date of Report: March 12, 2025
Samples Submitted: March 6, 2025
Laboratory Reference: 2503-074
Project: 17613-012-00

VOLATILE ORGANICS EPA 8260D
QUALITY CONTROL
page 1 of 2

Matrix: Water
Units: ug/L

Analyte	Result	PQL	Method	Date Prepared	Date Analyzed	Flags
METHOD BLANK						
Laboratory ID:	MB0311W1					
Dichlorodifluoromethane	ND	0.28	EPA 8260D	3-11-25	3-11-25	
Chloromethane	ND	1.0	EPA 8260D	3-11-25	3-11-25	
Vinyl Chloride	ND	0.20	EPA 8260D	3-11-25	3-11-25	
Bromomethane	ND	1.0	EPA 8260D	3-11-25	3-11-25	
Chloroethane	ND	1.0	EPA 8260D	3-11-25	3-11-25	
Trichlorofluoromethane	ND	0.20	EPA 8260D	3-11-25	3-11-25	
1,1-Dichloroethene	ND	0.20	EPA 8260D	3-11-25	3-11-25	
Acetone	ND	5.0	EPA 8260D	3-11-25	3-11-25	
Iodomethane	ND	1.5	EPA 8260D	3-11-25	3-11-25	
Carbon Disulfide	ND	0.29	EPA 8260D	3-11-25	3-11-25	
Methylene Chloride	ND	1.0	EPA 8260D	3-11-25	3-11-25	
(trans) 1,2-Dichloroethene	ND	0.20	EPA 8260D	3-11-25	3-11-25	
Methyl t-Butyl Ether	ND	0.20	EPA 8260D	3-11-25	3-11-25	
1,1-Dichloroethane	ND	0.20	EPA 8260D	3-11-25	3-11-25	
Vinyl Acetate	ND	1.0	EPA 8260D	3-11-25	3-11-25	
2,2-Dichloropropane	ND	0.20	EPA 8260D	3-11-25	3-11-25	
(cis) 1,2-Dichloroethene	ND	0.20	EPA 8260D	3-11-25	3-11-25	
2-Butanone	ND	5.0	EPA 8260D	3-11-25	3-11-25	
Bromochloromethane	ND	0.20	EPA 8260D	3-11-25	3-11-25	
Chloroform	ND	0.20	EPA 8260D	3-11-25	3-11-25	
1,1,1-Trichloroethane	ND	0.20	EPA 8260D	3-11-25	3-11-25	
Carbon Tetrachloride	ND	0.20	EPA 8260D	3-11-25	3-11-25	
1,1-Dichloropropene	ND	0.20	EPA 8260D	3-11-25	3-11-25	
Benzene	ND	0.20	EPA 8260D	3-11-25	3-11-25	
1,2-Dichloroethane	ND	0.20	EPA 8260D	3-11-25	3-11-25	
Trichloroethene	ND	0.20	EPA 8260D	3-11-25	3-11-25	
1,2-Dichloropropane	ND	0.20	EPA 8260D	3-11-25	3-11-25	
Dibromomethane	ND	0.20	EPA 8260D	3-11-25	3-11-25	
Bromodichloromethane	ND	0.20	EPA 8260D	3-11-25	3-11-25	
(cis) 1,3-Dichloropropene	ND	0.20	EPA 8260D	3-11-25	3-11-25	
Methyl Isobutyl Ketone	ND	2.0	EPA 8260D	3-11-25	3-11-25	
Toluene	ND	1.0	EPA 8260D	3-11-25	3-11-25	
(trans) 1,3-Dichloropropene	ND	0.20	EPA 8260D	3-11-25	3-11-25	

This report pertains to the samples analyzed in accordance with the chain of custody,
and is intended only for the use of the individual or company to whom it is addressed.

Date of Report: March 12, 2025
Samples Submitted: March 6, 2025
Laboratory Reference: 2503-074
Project: 17613-012-00

VOLATILE ORGANICS EPA 8260D
QUALITY CONTROL
page 2 of 2

Analyte	Result	PQL	Method	Date Prepared	Date Analyzed	Flags
METHOD BLANK						
Laboratory ID:	MB0311W1					
1,1,2-Trichloroethane	ND	0.20	EPA 8260D	3-11-25	3-11-25	
Tetrachloroethene	ND	0.20	EPA 8260D	3-11-25	3-11-25	
1,3-Dichloropropane	ND	0.20	EPA 8260D	3-11-25	3-11-25	
2-Hexanone	ND	2.0	EPA 8260D	3-11-25	3-11-25	
Dibromochloromethane	ND	0.20	EPA 8260D	3-11-25	3-11-25	
1,2-Dibromoethane	ND	0.20	EPA 8260D	3-11-25	3-11-25	
Chlorobenzene	ND	0.20	EPA 8260D	3-11-25	3-11-25	
1,1,1,2-Tetrachloroethane	ND	0.20	EPA 8260D	3-11-25	3-11-25	
Ethylbenzene	ND	0.20	EPA 8260D	3-11-25	3-11-25	
m,p-Xylene	ND	0.40	EPA 8260D	3-11-25	3-11-25	
o-Xylene	ND	0.20	EPA 8260D	3-11-25	3-11-25	
Styrene	ND	0.20	EPA 8260D	3-11-25	3-11-25	
Bromoform	ND	1.0	EPA 8260D	3-11-25	3-11-25	
Isopropylbenzene	ND	0.20	EPA 8260D	3-11-25	3-11-25	
Bromobenzene	ND	0.20	EPA 8260D	3-11-25	3-11-25	
1,1,2,2-Tetrachloroethane	ND	0.20	EPA 8260D	3-11-25	3-11-25	
1,2,3-Trichloropropane	ND	0.20	EPA 8260D	3-11-25	3-11-25	
n-Propylbenzene	ND	0.20	EPA 8260D	3-11-25	3-11-25	
2-Chlorotoluene	ND	0.20	EPA 8260D	3-11-25	3-11-25	
4-Chlorotoluene	ND	0.20	EPA 8260D	3-11-25	3-11-25	
1,3,5-Trimethylbenzene	ND	0.20	EPA 8260D	3-11-25	3-11-25	
tert-Butylbenzene	ND	0.20	EPA 8260D	3-11-25	3-11-25	
1,2,4-Trimethylbenzene	ND	0.20	EPA 8260D	3-11-25	3-11-25	
sec-Butylbenzene	ND	0.20	EPA 8260D	3-11-25	3-11-25	
1,3-Dichlorobenzene	ND	0.20	EPA 8260D	3-11-25	3-11-25	
p-Isopropyltoluene	ND	0.20	EPA 8260D	3-11-25	3-11-25	
1,4-Dichlorobenzene	ND	0.20	EPA 8260D	3-11-25	3-11-25	
1,2-Dichlorobenzene	ND	0.20	EPA 8260D	3-11-25	3-11-25	
n-Butylbenzene	ND	0.20	EPA 8260D	3-11-25	3-11-25	
1,2-Dibromo-3-chloropropane	ND	1.0	EPA 8260D	3-11-25	3-11-25	
1,2,4-Trichlorobenzene	ND	0.20	EPA 8260D	3-11-25	3-11-25	
Hexachlorobutadiene	ND	1.0	EPA 8260D	3-11-25	3-11-25	
Naphthalene	ND	1.0	EPA 8260D	3-11-25	3-11-25	
1,2,3-Trichlorobenzene	ND	1.0	EPA 8260D	3-11-25	3-11-25	
Surrogate:	*Percent Recovery*	*Control Limits*				
Dibromofluoromethane	*91*	*68-133*				
Toluene-d8	*99*	*79-123*				
4-Bromofluorobenzene	*100*	*78-117*				

This report pertains to the samples analyzed in accordance with the chain of custody, and is intended only for the use of the individual or company to whom it is addressed.

Date of Report: March 12, 2025
Samples Submitted: March 6, 2025
Laboratory Reference: 2503-074
Project: 17613-012-00

VOLATILE ORGANICS EPA 8260D
QUALITY CONTROL
page 1 of 2

Matrix: Water
Units: ug/L

Analyte	Result		Spike Level		Percent Recovery		Recovery Limits	RPD	RPD Limit	Flags
SPIKE BLANKS										
Laboratory ID:	SB0311W1									
	SB	SBD	SB	SBD	SB	SBD				
Dichlorodifluoromethane	**7.26**	**6.46**	10.0	10.0	73	65	34-166	12	21	
Chloromethane	**9.47**	**8.34**	10.0	10.0	95	83	45-145	13	19	
Vinyl Chloride	**9.94**	**8.64**	10.0	10.0	99	86	67-130	14	15	
Bromomethane	**8.10**	**9.02**	10.0	10.0	81	90	27-165	11	36	
Chloroethane	**9.19**	**8.30**	10.0	10.0	92	83	61-132	10	18	
Trichlorofluoromethane	**9.38**	**8.33**	10.0	10.0	94	83	67-136	12	17	
1,1-Dichloroethene	**9.81**	**8.87**	10.0	10.0	98	89	74-125	10	15	
Acetone	**8.85**	**8.58**	10.0	10.0	89	86	49-140	3	20	
Iodomethane	**6.74**	**7.28**	10.0	10.0	67	73	15-154	8	49	
Carbon Disulfide	**6.96**	**6.36**	10.0	10.0	70	64	58-122	9	18	
Methylene Chloride	**9.38**	**8.52**	10.0	10.0	94	85	70-123	10	15	
(trans) 1,2-Dichloroethene	**9.91**	**8.93**	10.0	10.0	99	89	77-125	10	15	
Methyl t-Butyl Ether	**9.92**	**9.12**	10.0	10.0	99	91	64-133	8	15	
1,1-Dichloroethane	**9.85**	**8.93**	10.0	10.0	99	89	75-125	10	15	
Vinyl Acetate	**8.73**	**8.41**	10.0	10.0	87	84	61-138	4	16	
2,2-Dichloropropane	**10.4**	**9.39**	10.0	10.0	104	94	74-152	10	15	
(cis) 1,2-Dichloroethene	**9.92**	**8.91**	10.0	10.0	99	89	78-130	11	15	
2-Butanone	**9.33**	**8.75**	10.0	10.0	93	88	58-144	6	16	
Bromochloromethane	**9.77**	**9.00**	10.0	10.0	98	90	79-132	8	15	
Chloroform	**9.49**	**8.57**	10.0	10.0	95	86	73-128	10	15	
1,1,1-Trichloroethane	**9.76**	**8.73**	10.0	10.0	98	87	72-127	11	15	
Carbon Tetrachloride	**9.61**	**8.64**	10.0	10.0	96	86	68-131	11	15	
1,1-Dichloropropene	**9.86**	**8.77**	10.0	10.0	99	88	73-125	12	15	
Benzene	**9.85**	**8.92**	10.0	10.0	99	89	76-124	10	15	
1,2-Dichloroethane	**10.2**	**9.26**	10.0	10.0	102	93	68-133	10	15	
Trichloroethene	**11.1**	**9.84**	10.0	10.0	111	98	80-126	12	15	
1,2-Dichloropropane	**10.5**	**9.42**	10.0	10.0	105	94	78-124	11	15	
Dibromomethane	**11.2**	**10.2**	10.0	10.0	112	102	76-131	9	15	
Bromodichloromethane	**10.9**	**9.70**	10.0	10.0	109	97	81-128	12	15	
(cis) 1,3-Dichloropropene	**11.2**	**10.1**	10.0	10.0	112	101	80-131	10	15	
Methyl Isobutyl Ketone	**10.2**	**9.48**	10.0	10.0	102	95	67-133	7	16	
Toluene	**10.0**	**8.94**	10.0	10.0	100	89	75-120	11	15	
(trans) 1,3-Dichloropropene	**11.4**	**10.4**	10.0	10.0	114	104	77-128	9	15	

This report pertains to the samples analyzed in accordance with the chain of custody,
and is intended only for the use of the individual or company to whom it is addressed.

Date of Report: March 12, 2025
Samples Submitted: March 6, 2025
Laboratory Reference: 2503-074
Project: 17613-012-00

VOLATILE ORGANICS EPA 8260D
QUALITY CONTROL
page 2 of 2

Analyte	Result		Spike Level		Percent Recovery		Recovery Limits	RPD	RPD Limit	Flags
SPIKE BLANKS										
Laboratory ID:	SB0311W1									
	SB	SBD	SB	SBD	SB	SBD				
1,1,2-Trichloroethane	**10.7**	**9.80**	10.0	10.0	107	98	80-124	9	15	
Tetrachloroethene	**11.2**	**10.1**	10.0	10.0	112	101	80-125	10	15	
1,3-Dichloropropane	**10.6**	**9.79**	10.0	10.0	106	98	82-121	8	15	
2-Hexanone	**9.77**	**9.67**	10.0	10.0	98	97	65-134	1	20	
Dibromochloromethane	**9.76**	**9.05**	10.0	10.0	98	91	81-131	8	15	
1,2-Dibromoethane	**11.1**	**10.2**	10.0	10.0	111	102	82-129	8	15	
Chlorobenzene	**10.7**	**9.68**	10.0	10.0	107	97	80-119	10	15	
1,1,1,2-Tetrachloroethane	**11.0**	**9.87**	10.0	10.0	110	99	80-124	11	15	
Ethylbenzene	**10.6**	**9.54**	10.0	10.0	106	95	80-121	11	15	
m,p-Xylene	**21.1**	**19.1**	20.0	20.0	106	96	80-122	10	15	
o-Xylene	**10.4**	**9.47**	10.0	10.0	104	95	80-121	9	15	
Styrene	**11.2**	**10.1**	10.0	10.0	112	101	82-128	10	15	
Bromoform	**10.8**	**9.87**	10.0	10.0	108	99	77-131	9	15	
Isopropylbenzene	**11.0**	**9.86**	10.0	10.0	110	99	80-126	11	15	
Bromobenzene	**10.7**	**9.86**	10.0	10.0	107	99	73-131	8	15	
1,1,2,2-Tetrachloroethane	**10.6**	**9.96**	10.0	10.0	106	100	66-138	6	15	
1,2,3-Trichloropropane	**9.61**	**9.23**	10.0	10.0	96	92	67-127	4	18	
n-Propylbenzene	**10.8**	**9.96**	10.0	10.0	108	100	78-134	8	15	
2-Chlorotoluene	**10.7**	**9.97**	10.0	10.0	107	100	77-131	7	15	
4-Chlorotoluene	**10.9**	**10.1**	10.0	10.0	109	101	79-133	8	15	
1,3,5-Trimethylbenzene	**10.7**	**9.89**	10.0	10.0	107	99	79-132	8	15	
tert-Butylbenzene	**10.5**	**9.68**	10.0	10.0	105	97	77-133	8	16	
1,2,4-Trimethylbenzene	**10.7**	**9.84**	10.0	10.0	107	98	80-132	8	15	
sec-Butylbenzene	**10.7**	**9.88**	10.0	10.0	107	99	79-135	8	15	
1,3-Dichlorobenzene	**10.7**	**9.88**	10.0	10.0	107	99	79-131	8	15	
p-Isopropyltoluene	**11.1**	**10.2**	10.0	10.0	111	102	80-137	8	15	
1,4-Dichlorobenzene	**10.6**	**9.92**	10.0	10.0	106	99	78-127	7	15	
1,2-Dichlorobenzene	**10.4**	**9.68**	10.0	10.0	104	97	79-129	7	15	
n-Butylbenzene	**11.4**	**10.5**	10.0	10.0	114	105	78-144	8	16	
1,2-Dibromo-3-chloropropane	**9.95**	**9.72**	10.0	10.0	100	97	62-140	2	18	
1,2,4-Trichlorobenzene	**11.1**	**10.3**	10.0	10.0	111	103	72-142	7	21	
Hexachlorobutadiene	**11.1**	**10.5**	10.0	10.0	111	105	69-149	6	24	
Naphthalene	**8.96**	**8.76**	10.0	10.0	90	88	53-144	2	25	
1,2,3-Trichlorobenzene	**10.7**	**10.3**	10.0	10.0	107	103	63-146	4	30	
Surrogate:										
Dibromofluoromethane					*90*	*90*	*68-133*			
Toluene-d8					*99*	*98*	*79-123*			
4-Bromofluorobenzene					*102*	*101*	*78-117*			

This report pertains to the samples analyzed in accordance with the chain of custody, and is intended only for the use of the individual or company to whom it is addressed.

OnSite Environmental Inc.

Data Qualifiers and Abbreviations

A - Due to a high sample concentration, the amount spiked is insufficient for meaningful MS/MSD recovery data.

B - The analyte indicated was also found in the blank sample.

C - The duplicate RPD is outside control limits due to high result variability when analyte concentrations are within five times the quantitation limit.

E - The value reported exceeds the quantitation range and is an estimate.

F - Surrogate recovery data is not available due to the high concentration of coeluting target compounds.

H - The analyte indicated is a common laboratory solvent and may have been introduced during sample preparation, and be impacting the sample result.

I - Compound recovery is outside of the control limits.

J - The value reported was below the practical quantitation limit. The value is an estimate.

K - Sample duplicate RPD is outside control limits due to sample inhomogeneity. The sample was re-extracted and re-analyzed with similar results.

L - The RPD is outside of the control limits.

M - Hydrocarbons in the gasoline range are impacting the diesel range result.

M1 - Hydrocarbons in the gasoline range (toluene-naphthalene) are present in the sample.

N - Hydrocarbons in the lube oil range are impacting the diesel range result.

N1 - Hydrocarbons in diesel range are impacting lube oil range results.

O - Hydrocarbons indicative of heavier fuels are present in the sample and are impacting the gasoline result.

P - The RPD of the detected concentrations between the two columns is greater than 40.

Q - Surrogate recovery is outside of the control limits.

S - Surrogate recovery data is not available due to the necessary dilution of the sample.

T - The sample chromatogram is not similar to a typical _____.

U - The analyte was analyzed for, but was not detected above the reported sample quantitation limit.

U1 - The practical quantitation limit is elevated due to interferences present in the sample.

V - Matrix Spike/Matrix Spike Duplicate recoveries are outside control limits due to matrix effects.

W - Matrix Spike/Matrix Spike Duplicate RPD are outside control limits due to matrix effects.

X - Sample extract treated with a mercury cleanup procedure.

X1 - Sample extract treated with a sulfuric acid/silica gel cleanup procedure.

X2 - Sample extract treated with a silica gel cleanup procedure.

Y - The calibration verification for this analyte exceeded the 20% drift specified in methods 8260 & 8270, and therefore the reported result should be considered an estimate. The overall performance of the calibration verification standard met the acceptance criteria of the method.

Y1 - Negative effects of the matrix from this sample on the instrument caused values for this analyte in the bracketing continuing calibration verification standard (CCVs) to be outside of 20% acceptance criteria. Because of this, quantitation limits and sample concentrations should be considered estimates.

Z -

ND - Not Detected at PQL
PQL - Practical Quantitation Limit
RPD - Relative Percent Difference

This report pertains to the samples analyzed in accordance with the chain of custody, and is intended only for the use of the individual or company to whom it is addressed.

Chain of Custody

Page 1 of 1

OnSite Environmental Inc.
Analytical Laboratory Testing Services
14648 NE 95th Street • Redmond, WA 98052
Phone: (425) 883-3881 • www.onsite-env.com

Company: GeoEngineers, Inc
Project Number: 17613-012-00
Project Name: Mercy Housing - Mt Baker
Project Manager: Jacob Letts
Sampled by: Meredith Bush

Turnaround Request (in working days)

(Check One)

- ☐ Same Day
- ☐ 1 Day
- ☐ 2 Days
- ☐ 3 Days
- ☒ Standard (7 Days)
- ☐ _____ (other)

Laboratory Number: 03-074

Lab ID	Sample Identification	Date Sampled	Time Sampled	Matrix	Number of Containers	NWTPH-HCID	NWTPH-Gx/BTEX (8021☐ 8260☐)	NWTPH-Gx	NWTPH-Dx (SG Clean-up ☐) w/ SGC	Volatiles 8260D	Halogenated Volatiles 8260	EDB EPA 8011 (Waters Only)	Semivolatiles 8270/SIM (with low-level PAHs)	PAHs 8270/SIM (low-level)	PCBs 8082	Organochlorine Pesticides 8081	Organophosphorus Pesticides 8270/SIM	Chlorinated Acid Herbicides 8151	Total RCRA Metals	Total MTCA Metals	TCLP Metals	HEM (oil and grease) 1664					% Moisture
1	RI-MW2-250305	3/5/2025	1120	GW	8			X	X	X																	
2	RI-MW3-250305	↓	1245	↓	8			X	X	X																	

	Signature	Company	Date	Time
Relinquished		GE	3/5/25	1430
Received	Van	Spdy	3/6/25	1030
Relinquished	Van	Spdy	3/6/25	1145
Received		GE	3/6/25	1145
Relinquished				
Received				
Reviewed/Date		Reviewed/Date		

Comments/Special Instructions

Data Package: Standard ☐ Level III ☐ Level IV ☐

Chromatograms with final report ☐ Electronic Data Deliverables (EDDs) ☐

OnSite Environmental Inc.
14648 NE 95th Street, Redmond, WA 98052 • (425) 883-3881

March 10, 2025

Jacob Letts
GeoEngineers, Inc.
1101 Fawcett Avenue South, Suite 200
Tacoma, WA 98402

Re: Analytical Data for Project 17613-012-01
Laboratory Reference No. 2502-375

Dear Jacob:

Enclosed are the analytical results and associated quality control data for samples submitted on February 28, 2025.

The standard policy of OnSite Environmental, Inc. is to store your samples for 30 days from the date of receipt. If you require longer storage, please contact the laboratory.

We appreciate the opportunity to be of service to you on this project. If you have any questions concerning the data, or need additional information, please feel free to call me.

Sincerely,

David Baumeister
Project Manager

Enclosures

This report pertains to the samples analyzed in accordance with the chain of custody,
and is intended only for the use of the individual or company to whom it is addressed.

Date of Report: March 10, 2025
Samples Submitted: February 28, 2025
Laboratory Reference: 2502-375
Project: 17613-012-01

Case Narrative

Samples were collected on February 27, 2025 and received by the laboratory on February 28, 2025. They were maintained at the laboratory at a temperature of 2°C to 6°C.

Please note that any and all soil sample results are reported on a dry-weight basis, unless otherwise noted below. However the soil results for the QA/QC samples are reported on a wet-weight basis.

General QA/QC issues associated with the analytical data enclosed in this laboratory report will be indicated with a reference to a comment or explanation on the Data Qualifier page. More complex and involved QA/QC issues will be discussed in detail below.

This report pertains to the samples analyzed in accordance with the chain of custody, and is intended only for the use of the individual or company to whom it is addressed.

Date of Report: March 10, 2025
Samples Submitted: February 28, 2025
Laboratory Reference: 2502-375
Project: 17613-012-01

ANALYTICAL REPORT FOR SAMPLES

Client ID	Laboratory ID	Matrix	Date Sampled	Date Received	Notes
RI-MW3-5.0	02-375-01	Soil	2-27-25	2-28-25	
RI-MW3-8.8	02-375-02	Soil	2-27-25	2-28-25	
RI-MW3-10.5	02-375-03	Soil	2-27-25	2-28-25	
SDUP-250227	02-375-04	Soil	2-27-25	2-28-25	

This report pertains to the samples analyzed in accordance with the chain of custody,
and is intended only for the use of the individual or company to whom it is addressed.

Date of Report: March 10, 2025
Samples Submitted: February 28, 2025
Laboratory Reference: 2502-375
Project: 17613-012-01

GASOLINE RANGE ORGANICS
NWTPH-Gx

Matrix: Soil
Units: mg/kg (ppm)

Analyte	Result	PQL	Method	Date Prepared	Date Analyzed	Flags
Client ID:	**RI-MW3-5.0**					
Laboratory ID:	02-375-01					
Gasoline	**ND**	5.9	NWTPH-Gx	2-28-25	3-3-25	
Surrogate:	*Percent Recovery*	*Control Limits*				
Fluorobenzene	*90*	*62-134*				
Client ID:	**RI-MW3-8.8**					
Laboratory ID:	02-375-02					
Gasoline	**ND**	9.1	NWTPH-Gx	2-28-25	3-3-25	
Surrogate:	*Percent Recovery*	*Control Limits*				
Fluorobenzene	*84*	*62-134*				
Client ID:	**RI-MW3-10.5**					
Laboratory ID:	02-375-03					
Gasoline	**ND**	8.6	NWTPH-Gx	2-28-25	3-3-25	
Surrogate:	*Percent Recovery*	*Control Limits*				
Fluorobenzene	*79*	*62-134*				
Client ID:	**SDUP-250227**					
Laboratory ID:	02-375-04					
Gasoline	**ND**	8.6	NWTPH-Gx	2-28-25	3-3-25	
Surrogate:	*Percent Recovery*	*Control Limits*				
Fluorobenzene	*83*	*62-134*				

This report pertains to the samples analyzed in accordance with the chain of custody,
and is intended only for the use of the individual or company to whom it is addressed.

Date of Report: March 10, 2025
Samples Submitted: February 28, 2025
Laboratory Reference: 2502-375
Project: 17613-012-01

DIESEL AND HEAVY OIL RANGE ORGANICS
NWTPH-Dx

Matrix: Soil
Units: mg/Kg (ppm)

Analyte	Result	PQL	Method	Date Prepared	Date Analyzed	Flags
Client ID:	**RI-MW3-5.0**					
Laboratory ID:	02-375-01					
Diesel Range Organics	**ND**	29	NWTPH-Dx	3-3-25	3-3-25	
Lube Oil Range Organics	**ND**	58	NWTPH-Dx	3-3-25	3-3-25	
Surrogate:	*Percent Recovery*	*Control Limits*				
o-Terphenyl	*88*	*50-150*				
Client ID:	**RI-MW3-5.0**					
Laboratory ID:	02-375-01					
Diesel Range Organics	**ND**	29	NWTPH-Dx	3-3-25	3-3-25	X2
Lube Oil Range Organics	**ND**	58	NWTPH-Dx	3-3-25	3-3-25	X2
Surrogate:	*Percent Recovery*	*Control Limits*				
o-Terphenyl	*88*	*50-150*				
Client ID:	**RI-MW3-8.8**					
Laboratory ID:	02-375-02					
Diesel Range Organics	**97**	37	NWTPH-Dx	3-3-25	3-3-25	N
Lube Oil	**970**	74	NWTPH-Dx	3-3-25	3-3-25	
Surrogate:	*Percent Recovery*	*Control Limits*				
o-Terphenyl	*93*	*50-150*				
Client ID:	**RI-MW3-8.8**					
Laboratory ID:	02-375-02					
Diesel Range Organics	**85**	37	NWTPH-Dx	3-3-25	3-3-25	N,X2
Lube Oil	**670**	74	NWTPH-Dx	3-3-25	3-3-25	X2
Surrogate:	*Percent Recovery*	*Control Limits*				
o-Terphenyl	*97*	*50-150*				
Client ID:	**RI-MW3-10.5**					
Laboratory ID:	02-375-03					
Diesel Range Organics	**40**	33	NWTPH-Dx	3-3-25	3-3-25	N
Lube Oil	**370**	66	NWTPH-Dx	3-3-25	3-3-25	
Surrogate:	*Percent Recovery*	*Control Limits*				
o-Terphenyl	*89*	*50-150*				
Client ID:	**RI-MW3-10.5**					
Laboratory ID:	02-375-03					
Diesel Range Organics	**34**	33	NWTPH-Dx	3-3-25	3-3-25	N,X2
Lube Oil	**260**	66	NWTPH-Dx	3-3-25	3-3-25	X2
Surrogate:	*Percent Recovery*	*Control Limits*				
o-Terphenyl	*91*	*50-150*				

This report pertains to the samples analyzed in accordance with the chain of custody, and is intended only for the use of the individual or company to whom it is addressed.

Date of Report: March 10, 2025
Samples Submitted: February 28, 2025
Laboratory Reference: 2502-375
Project: 17613-012-01

DIESEL AND HEAVY OIL RANGE ORGANICS
NWTPH-Dx

Matrix: Soil
Units: mg/Kg (ppm)

Analyte	Result	PQL	Method	Date Prepared	Date Analyzed	Flags
Client ID:	**SDUP-250227**					
Laboratory ID:	02-375-04					
Diesel Range Organics	**80**	36	NWTPH-Dx	3-3-25	3-3-25	N
Lube Oil	**670**	72	NWTPH-Dx	3-3-25	3-3-25	
Surrogate:	*Percent Recovery*	*Control Limits*				
o-Terphenyl	*95*	*50-150*				

Client ID:	**SDUP-250227**					
Laboratory ID:	02-375-04					
Diesel Range Organics	**69**	36	NWTPH-Dx	3-3-25	3-3-25	N,X2
Lube Oil	**480**	72	NWTPH-Dx	3-3-25	3-3-25	X2
Surrogate:	*Percent Recovery*	*Control Limits*				
o-Terphenyl	*96*	*50-150*				

This report pertains to the samples analyzed in accordance with the chain of custody, and is intended only for the use of the individual or company to whom it is addressed.

Date of Report: March 10, 2025
Samples Submitted: February 28, 2025
Laboratory Reference: 2502-375
Project: 17613-012-01

VOLATILE ORGANICS EPA 8260D
page 1 of 2

Matrix: Soil
Units: mg/kg

Analyte	Result	PQL	Method	Date Prepared	Date Analyzed	Flags
Client ID:	**RI-MW3-5.0**					
Laboratory ID:	02-375-01					
Dichlorodifluoromethane	ND	0.00095	EPA 8260D	2-28-25	2-28-25	
Chloromethane	ND	0.0048	EPA 8260D	2-28-25	2-28-25	
Vinyl Chloride	ND	0.00095	EPA 8260D	2-28-25	2-28-25	
Bromomethane	ND	0.0048	EPA 8260D	2-28-25	2-28-25	
Chloroethane	ND	0.0048	EPA 8260D	2-28-25	2-28-25	
Trichlorofluoromethane	ND	0.00095	EPA 8260D	2-28-25	2-28-25	
1,1-Dichloroethene	ND	0.00095	EPA 8260D	2-28-25	2-28-25	
Acetone	0.011	0.0095	EPA 8260D	2-28-25	2-28-25	
Iodomethane	ND	0.0048	EPA 8260D	2-28-25	2-28-25	
Carbon Disulfide	ND	0.00095	EPA 8260D	2-28-25	2-28-25	
Methylene Chloride	ND	0.0048	EPA 8260D	2-28-25	2-28-25	
(trans) 1,2-Dichloroethene	ND	0.00095	EPA 8260D	2-28-25	2-28-25	
Methyl t-Butyl Ether	ND	0.00095	EPA 8260D	2-28-25	2-28-25	
1,1-Dichloroethane	ND	0.00095	EPA 8260D	2-28-25	2-28-25	
Vinyl Acetate	ND	0.0048	EPA 8260D	2-28-25	2-28-25	
2,2-Dichloropropane	ND	0.00095	EPA 8260D	2-28-25	2-28-25	
(cis) 1,2-Dichloroethene	ND	0.00095	EPA 8260D	2-28-25	2-28-25	
2-Butanone	ND	0.0048	EPA 8260D	2-28-25	2-28-25	
Bromochloromethane	ND	0.00095	EPA 8260D	2-28-25	2-28-25	
Chloroform	ND	0.00095	EPA 8260D	2-28-25	2-28-25	
1,1,1-Trichloroethane	ND	0.00095	EPA 8260D	2-28-25	2-28-25	
Carbon Tetrachloride	ND	0.00095	EPA 8260D	2-28-25	2-28-25	
1,1-Dichloropropene	ND	0.00095	EPA 8260D	2-28-25	2-28-25	
Benzene	ND	0.00095	EPA 8260D	2-28-25	2-28-25	
1,2-Dichloroethane	ND	0.00095	EPA 8260D	2-28-25	2-28-25	
Trichloroethene	ND	0.00095	EPA 8260D	2-28-25	2-28-25	
1,2-Dichloropropane	ND	0.00095	EPA 8260D	2-28-25	2-28-25	
Dibromomethane	ND	0.00095	EPA 8260D	2-28-25	2-28-25	
Bromodichloromethane	ND	0.00095	EPA 8260D	2-28-25	2-28-25	
2-Chloroethyl Vinyl Ether	ND	0.0048	EPA 8260D	2-28-25	2-28-25	
(cis) 1,3-Dichloropropene	ND	0.00095	EPA 8260D	2-28-25	2-28-25	
Methyl Isobutyl Ketone	ND	0.0048	EPA 8260D	2-28-25	2-28-25	
Toluene	ND	0.0048	EPA 8260D	2-28-25	2-28-25	

This report pertains to the samples analyzed in accordance with the chain of custody, and is intended only for the use of the individual or company to whom it is addressed.

Date of Report: March 10, 2025
Samples Submitted: February 28, 2025
Laboratory Reference: 2502-375
Project: 17613-012-01

VOLATILE ORGANICS EPA 8260D
page 2 of 2

Analyte	Result	PQL	Method	Date Prepared	Date Analyzed	Flags
Client ID:	**RI-MW3-5.0**					
Laboratory ID:	02-375-01					
(trans) 1,3-Dichloropropene	ND	0.00095	EPA 8260D	2-28-25	2-28-25	
1,1,2-Trichloroethane	ND	0.00095	EPA 8260D	2-28-25	2-28-25	
Tetrachloroethene	ND	0.00095	EPA 8260D	2-28-25	2-28-25	
1,3-Dichloropropane	ND	0.00095	EPA 8260D	2-28-25	2-28-25	
2-Hexanone	ND	0.0048	EPA 8260D	2-28-25	2-28-25	
Dibromochloromethane	ND	0.00095	EPA 8260D	2-28-25	2-28-25	
1,2-Dibromoethane	ND	0.00095	EPA 8260D	2-28-25	2-28-25	
Chlorobenzene	ND	0.00095	EPA 8260D	2-28-25	2-28-25	
1,1,1,2-Tetrachloroethane	ND	0.00095	EPA 8260D	2-28-25	2-28-25	
Ethylbenzene	ND	0.00095	EPA 8260D	2-28-25	2-28-25	
m,p-Xylene	0.0026	0.0019	EPA 8260D	2-28-25	2-28-25	
o-Xylene	0.0031	0.00095	EPA 8260D	2-28-25	2-28-25	
Styrene	ND	0.00095	EPA 8260D	2-28-25	2-28-25	
Bromoform	ND	0.0048	EPA 8260D	2-28-25	2-28-25	
Isopropylbenzene	ND	0.00095	EPA 8260D	2-28-25	2-28-25	
Bromobenzene	ND	0.00095	EPA 8260D	2-28-25	2-28-25	
1,1,2,2-Tetrachloroethane	ND	0.00095	EPA 8260D	2-28-25	2-28-25	
1,2,3-Trichloropropane	ND	0.00095	EPA 8260D	2-28-25	2-28-25	
n-Propylbenzene	ND	0.00095	EPA 8260D	2-28-25	2-28-25	
2-Chlorotoluene	ND	0.00095	EPA 8260D	2-28-25	2-28-25	
4-Chlorotoluene	ND	0.00095	EPA 8260D	2-28-25	2-28-25	
1,3,5-Trimethylbenzene	ND	0.00095	EPA 8260D	2-28-25	2-28-25	
tert-Butylbenzene	ND	0.00095	EPA 8260D	2-28-25	2-28-25	
1,2,4-Trimethylbenzene	ND	0.00095	EPA 8260D	2-28-25	2-28-25	
sec-Butylbenzene	ND	0.00095	EPA 8260D	2-28-25	2-28-25	
1,3-Dichlorobenzene	ND	0.00095	EPA 8260D	2-28-25	2-28-25	
p-Isopropyltoluene	ND	0.00095	EPA 8260D	2-28-25	2-28-25	
1,4-Dichlorobenzene	ND	0.00095	EPA 8260D	2-28-25	2-28-25	
1,2-Dichlorobenzene	ND	0.00095	EPA 8260D	2-28-25	2-28-25	
n-Butylbenzene	ND	0.00095	EPA 8260D	2-28-25	2-28-25	
1,2-Dibromo-3-chloropropane	ND	0.0048	EPA 8260D	2-28-25	2-28-25	
1,2,4-Trichlorobenzene	ND	0.00095	EPA 8260D	2-28-25	2-28-25	
Hexachlorobutadiene	ND	0.0048	EPA 8260D	2-28-25	2-28-25	
Naphthalene	ND	0.0048	EPA 8260D	2-28-25	2-28-25	
1,2,3-Trichlorobenzene	ND	0.00095	EPA 8260D	2-28-25	2-28-25	
Surrogate:	*Percent Recovery*	*Control Limits*				
Dibromofluoromethane	*105*	*69-124*				
Toluene-d8	*102*	*80-118*				
4-Bromofluorobenzene	*93*	*75-123*				

This report pertains to the samples analyzed in accordance with the chain of custody, and is intended only for the use of the individual or company to whom it is addressed.

Date of Report: March 10, 2025
Samples Submitted: February 28, 2025
Laboratory Reference: 2502-375
Project: 17613-012-01

VOLATILE ORGANICS EPA 8260D
page 1 of 2

Matrix: Soil
Units: mg/kg

Analyte	Result	PQL	Method	Date Prepared	Date Analyzed	Flags
Client ID:	**RI-MW3-8.8**					
Laboratory ID:	02-375-02					
Dichlorodifluoromethane	ND	0.0014	EPA 8260D	2-28-25	2-28-25	
Chloromethane	ND	0.0069	EPA 8260D	2-28-25	2-28-25	
Vinyl Chloride	ND	0.0014	EPA 8260D	2-28-25	2-28-25	
Bromomethane	ND	0.0069	EPA 8260D	2-28-25	2-28-25	
Chloroethane	ND	0.0069	EPA 8260D	2-28-25	2-28-25	
Trichlorofluoromethane	ND	0.0014	EPA 8260D	2-28-25	2-28-25	
1,1-Dichloroethene	ND	0.0014	EPA 8260D	2-28-25	2-28-25	
Acetone	0.35	0.014	EPA 8260D	2-28-25	2-28-25	
Iodomethane	ND	0.0069	EPA 8260D	2-28-25	2-28-25	
Carbon Disulfide	0.0024	0.0014	EPA 8260D	2-28-25	2-28-25	
Methylene Chloride	ND	0.0069	EPA 8260D	2-28-25	2-28-25	
(trans) 1,2-Dichloroethene	ND	0.0014	EPA 8260D	2-28-25	2-28-25	
Methyl t-Butyl Ether	ND	0.0014	EPA 8260D	2-28-25	2-28-25	
1,1-Dichloroethane	ND	0.0014	EPA 8260D	2-28-25	2-28-25	
Vinyl Acetate	ND	0.0069	EPA 8260D	2-28-25	2-28-25	
2,2-Dichloropropane	ND	0.0014	EPA 8260D	2-28-25	2-28-25	
(cis) 1,2-Dichloroethene	ND	0.0014	EPA 8260D	2-28-25	2-28-25	
2-Butanone	0.086	0.0069	EPA 8260D	2-28-25	2-28-25	
Bromochloromethane	ND	0.0014	EPA 8260D	2-28-25	2-28-25	
Chloroform	ND	0.0014	EPA 8260D	2-28-25	2-28-25	
1,1,1-Trichloroethane	ND	0.0014	EPA 8260D	2-28-25	2-28-25	
Carbon Tetrachloride	ND	0.0014	EPA 8260D	2-28-25	2-28-25	
1,1-Dichloropropene	ND	0.0014	EPA 8260D	2-28-25	2-28-25	
Benzene	0.0022	0.0014	EPA 8260D	2-28-25	2-28-25	
1,2-Dichloroethane	ND	0.0014	EPA 8260D	2-28-25	2-28-25	
Trichloroethene	ND	0.0014	EPA 8260D	2-28-25	2-28-25	
1,2-Dichloropropane	ND	0.0014	EPA 8260D	2-28-25	2-28-25	
Dibromomethane	ND	0.0014	EPA 8260D	2-28-25	2-28-25	
Bromodichloromethane	ND	0.0014	EPA 8260D	2-28-25	2-28-25	
2-Chloroethyl Vinyl Ether	ND	0.0069	EPA 8260D	2-28-25	2-28-25	
(cis) 1,3-Dichloropropene	ND	0.0014	EPA 8260D	2-28-25	2-28-25	
Methyl Isobutyl Ketone	ND	0.0069	EPA 8260D	2-28-25	2-28-25	
Toluene	ND	0.0069	EPA 8260D	2-28-25	2-28-25	

This report pertains to the samples analyzed in accordance with the chain of custody, and is intended only for the use of the individual or company to whom it is addressed.

Date of Report: March 10, 2025
Samples Submitted: February 28, 2025
Laboratory Reference: 2502-375
Project: 17613-012-01

VOLATILE ORGANICS EPA 8260D
page 2 of 2

Analyte	Result	PQL	Method	Date Prepared	Date Analyzed	Flags
Client ID:	**RI-MW3-8.8**					
Laboratory ID:	02-375-02					
(trans) 1,3-Dichloropropene	ND	0.0014	EPA 8260D	2-28-25	2-28-25	
1,1,2-Trichloroethane	ND	0.0014	EPA 8260D	2-28-25	2-28-25	
Tetrachloroethene	ND	0.0014	EPA 8260D	2-28-25	2-28-25	
1,3-Dichloropropane	ND	0.0014	EPA 8260D	2-28-25	2-28-25	
2-Hexanone	ND	0.0069	EPA 8260D	2-28-25	2-28-25	
Dibromochloromethane	ND	0.0014	EPA 8260D	2-28-25	2-28-25	
1,2-Dibromoethane	ND	0.0014	EPA 8260D	2-28-25	2-28-25	
Chlorobenzene	ND	0.0014	EPA 8260D	2-28-25	2-28-25	
1,1,1,2-Tetrachloroethane	ND	0.0014	EPA 8260D	2-28-25	2-28-25	
Ethylbenzene	0.0025	0.0014	EPA 8260D	2-28-25	2-28-25	
m,p-Xylene	0.013	0.0028	EPA 8260D	2-28-25	2-28-25	
o-Xylene	0.015	0.0014	EPA 8260D	2-28-25	2-28-25	
Styrene	ND	0.0014	EPA 8260D	2-28-25	2-28-25	
Bromoform	ND	0.0069	EPA 8260D	2-28-25	2-28-25	
Isopropylbenzene	ND	0.0014	EPA 8260D	2-28-25	2-28-25	
Bromobenzene	ND	0.0014	EPA 8260D	2-28-25	2-28-25	
1,1,2,2-Tetrachloroethane	ND	0.0014	EPA 8260D	2-28-25	2-28-25	
1,2,3-Trichloropropane	ND	0.0014	EPA 8260D	2-28-25	2-28-25	
n-Propylbenzene	ND	0.0014	EPA 8260D	2-28-25	2-28-25	
2-Chlorotoluene	ND	0.0014	EPA 8260D	2-28-25	2-28-25	
4-Chlorotoluene	ND	0.0014	EPA 8260D	2-28-25	2-28-25	
1,3,5-Trimethylbenzene	0.0018	0.0014	EPA 8260D	2-28-25	2-28-25	
tert-Butylbenzene	ND	0.0014	EPA 8260D	2-28-25	2-28-25	
1,2,4-Trimethylbenzene	0.0028	0.0014	EPA 8260D	2-28-25	2-28-25	
sec-Butylbenzene	ND	0.0014	EPA 8260D	2-28-25	2-28-25	
1,3-Dichlorobenzene	ND	0.0014	EPA 8260D	2-28-25	2-28-25	
p-Isopropyltoluene	0.0027	0.0014	EPA 8260D	2-28-25	2-28-25	
1,4-Dichlorobenzene	ND	0.0014	EPA 8260D	2-28-25	2-28-25	
1,2-Dichlorobenzene	ND	0.0014	EPA 8260D	2-28-25	2-28-25	
n-Butylbenzene	ND	0.0014	EPA 8260D	2-28-25	2-28-25	
1,2-Dibromo-3-chloropropane	ND	0.0069	EPA 8260D	2-28-25	2-28-25	
1,2,4-Trichlorobenzene	ND	0.0014	EPA 8260D	2-28-25	2-28-25	
Hexachlorobutadiene	ND	0.0069	EPA 8260D	2-28-25	2-28-25	
Naphthalene	ND	0.0069	EPA 8260D	2-28-25	2-28-25	
1,2,3-Trichlorobenzene	ND	0.0014	EPA 8260D	2-28-25	2-28-25	
Surrogate:	*Percent Recovery*	*Control Limits*				
Dibromofluoromethane	*110*	*69-124*				
Toluene-d8	*101*	*80-118*				
4-Bromofluorobenzene	*85*	*75-123*				

This report pertains to the samples analyzed in accordance with the chain of custody, and is intended only for the use of the individual or company to whom it is addressed.

Date of Report: March 10, 2025
Samples Submitted: February 28, 2025
Laboratory Reference: 2502-375
Project: 17613-012-01

VOLATILE ORGANICS EPA 8260D
page 1 of 2

Matrix: Soil
Units: mg/kg

Analyte	Result	PQL	Method	Date Prepared	Date Analyzed	Flags
Client ID:	**RI-MW3-10.5**					
Laboratory ID:	02-375-03					
Dichlorodifluoromethane	ND	0.0013	EPA 8260D	2-28-25	2-28-25	
Chloromethane	ND	0.0067	EPA 8260D	2-28-25	2-28-25	
Vinyl Chloride	ND	0.0013	EPA 8260D	2-28-25	2-28-25	
Bromomethane	ND	0.0067	EPA 8260D	2-28-25	2-28-25	
Chloroethane	ND	0.0067	EPA 8260D	2-28-25	2-28-25	
Trichlorofluoromethane	ND	0.0013	EPA 8260D	2-28-25	2-28-25	
1,1-Dichloroethene	ND	0.0013	EPA 8260D	2-28-25	2-28-25	
Acetone	0.37	0.013	EPA 8260D	2-28-25	2-28-25	
Iodomethane	ND	0.0067	EPA 8260D	2-28-25	2-28-25	
Carbon Disulfide	0.0024	0.0013	EPA 8260D	2-28-25	2-28-25	
Methylene Chloride	ND	0.0067	EPA 8260D	2-28-25	2-28-25	
(trans) 1,2-Dichloroethene	ND	0.0013	EPA 8260D	2-28-25	2-28-25	
Methyl t-Butyl Ether	ND	0.0013	EPA 8260D	2-28-25	2-28-25	
1,1-Dichloroethane	ND	0.0013	EPA 8260D	2-28-25	2-28-25	
Vinyl Acetate	ND	0.0067	EPA 8260D	2-28-25	2-28-25	
2,2-Dichloropropane	ND	0.0013	EPA 8260D	2-28-25	2-28-25	
(cis) 1,2-Dichloroethene	ND	0.0013	EPA 8260D	2-28-25	2-28-25	
2-Butanone	0.085	0.0067	EPA 8260D	2-28-25	2-28-25	
Bromochloromethane	ND	0.0013	EPA 8260D	2-28-25	2-28-25	
Chloroform	ND	0.0013	EPA 8260D	2-28-25	2-28-25	
1,1,1-Trichloroethane	ND	0.0013	EPA 8260D	2-28-25	2-28-25	
Carbon Tetrachloride	ND	0.0013	EPA 8260D	2-28-25	2-28-25	
1,1-Dichloropropene	ND	0.0013	EPA 8260D	2-28-25	2-28-25	
Benzene	ND	0.0013	EPA 8260D	2-28-25	2-28-25	
1,2-Dichloroethane	ND	0.0013	EPA 8260D	2-28-25	2-28-25	
Trichloroethene	ND	0.0013	EPA 8260D	2-28-25	2-28-25	
1,2-Dichloropropane	ND	0.0013	EPA 8260D	2-28-25	2-28-25	
Dibromomethane	ND	0.0013	EPA 8260D	2-28-25	2-28-25	
Bromodichloromethane	ND	0.0013	EPA 8260D	2-28-25	2-28-25	
2-Chloroethyl Vinyl Ether	ND	0.0067	EPA 8260D	2-28-25	2-28-25	
(cis) 1,3-Dichloropropene	ND	0.0013	EPA 8260D	2-28-25	2-28-25	
Methyl Isobutyl Ketone	ND	0.0067	EPA 8260D	2-28-25	2-28-25	
Toluene	ND	0.0067	EPA 8260D	2-28-25	2-28-25	

This report pertains to the samples analyzed in accordance with the chain of custody,
and is intended only for the use of the individual or company to whom it is addressed.

Date of Report: March 10, 2025
Samples Submitted: February 28, 2025
Laboratory Reference: 2502-375
Project: 17613-012-01

VOLATILE ORGANICS EPA 8260D
page 2 of 2

Analyte	Result	PQL	Method	Date Prepared	Date Analyzed	Flags
Client ID:	**RI-MW3-10.5**					
Laboratory ID:	02-375-03					
(trans) 1,3-Dichloropropene	ND	0.0013	EPA 8260D	2-28-25	2-28-25	
1,1,2-Trichloroethane	ND	0.0013	EPA 8260D	2-28-25	2-28-25	
Tetrachloroethene	ND	0.0013	EPA 8260D	2-28-25	2-28-25	
1,3-Dichloropropane	ND	0.0013	EPA 8260D	2-28-25	2-28-25	
2-Hexanone	ND	0.0067	EPA 8260D	2-28-25	2-28-25	
Dibromochloromethane	ND	0.0013	EPA 8260D	2-28-25	2-28-25	
1,2-Dibromoethane	ND	0.0013	EPA 8260D	2-28-25	2-28-25	
Chlorobenzene	ND	0.0013	EPA 8260D	2-28-25	2-28-25	
1,1,1,2-Tetrachloroethane	ND	0.0013	EPA 8260D	2-28-25	2-28-25	
Ethylbenzene	0.0033	0.0013	EPA 8260D	2-28-25	2-28-25	
m,p-Xylene	0.020	0.0027	EPA 8260D	2-28-25	2-28-25	
o-Xylene	0.022	0.0013	EPA 8260D	2-28-25	2-28-25	
Styrene	ND	0.0013	EPA 8260D	2-28-25	2-28-25	
Bromoform	ND	0.0067	EPA 8260D	2-28-25	2-28-25	
Isopropylbenzene	ND	0.0013	EPA 8260D	2-28-25	2-28-25	
Bromobenzene	ND	0.0013	EPA 8260D	2-28-25	2-28-25	
1,1,2,2-Tetrachloroethane	ND	0.0013	EPA 8260D	2-28-25	2-28-25	
1,2,3-Trichloropropane	ND	0.0013	EPA 8260D	2-28-25	2-28-25	
n-Propylbenzene	ND	0.0013	EPA 8260D	2-28-25	2-28-25	
2-Chlorotoluene	ND	0.0013	EPA 8260D	2-28-25	2-28-25	
4-Chlorotoluene	ND	0.0013	EPA 8260D	2-28-25	2-28-25	
1,3,5-Trimethylbenzene	0.0019	0.0013	EPA 8260D	2-28-25	2-28-25	
tert-Butylbenzene	ND	0.0013	EPA 8260D	2-28-25	2-28-25	
1,2,4-Trimethylbenzene	0.0028	0.0013	EPA 8260D	2-28-25	2-28-25	
sec-Butylbenzene	ND	0.0013	EPA 8260D	2-28-25	2-28-25	
1,3-Dichlorobenzene	ND	0.0013	EPA 8260D	2-28-25	2-28-25	
p-Isopropyltoluene	0.0022	0.0013	EPA 8260D	2-28-25	2-28-25	
1,4-Dichlorobenzene	ND	0.0013	EPA 8260D	2-28-25	2-28-25	
1,2-Dichlorobenzene	ND	0.0013	EPA 8260D	2-28-25	2-28-25	
n-Butylbenzene	ND	0.0013	EPA 8260D	2-28-25	2-28-25	
1,2-Dibromo-3-chloropropane	ND	0.0067	EPA 8260D	2-28-25	2-28-25	
1,2,4-Trichlorobenzene	ND	0.0013	EPA 8260D	2-28-25	2-28-25	
Hexachlorobutadiene	ND	0.0067	EPA 8260D	2-28-25	2-28-25	
Naphthalene	ND	0.0067	EPA 8260D	2-28-25	2-28-25	
1,2,3-Trichlorobenzene	ND	0.0013	EPA 8260D	2-28-25	2-28-25	
Surrogate:	*Percent Recovery*	*Control Limits*				
Dibromofluoromethane	*110*	*69-124*				
Toluene-d8	*99*	*80-118*				
4-Bromofluorobenzene	*84*	*75-123*				

This report pertains to the samples analyzed in accordance with the chain of custody, and is intended only for the use of the individual or company to whom it is addressed.

Date of Report: March 10, 2025
Samples Submitted: February 28, 2025
Laboratory Reference: 2502-375
Project: 17613-012-01

VOLATILE ORGANICS EPA 8260D
page 1 of 2

Matrix: Soil
Units: mg/kg

Analyte	Result	PQL	Method	Date Prepared	Date Analyzed	Flags
Client ID:	**SDUP-250227**					
Laboratory ID:	02-375-04					
Dichlorodifluoromethane	ND	0.0012	EPA 8260D	2-28-25	2-28-25	
Chloromethane	ND	0.0061	EPA 8260D	2-28-25	2-28-25	
Vinyl Chloride	ND	0.0012	EPA 8260D	2-28-25	2-28-25	
Bromomethane	ND	0.0061	EPA 8260D	2-28-25	2-28-25	
Chloroethane	ND	0.0061	EPA 8260D	2-28-25	2-28-25	
Trichlorofluoromethane	ND	0.0012	EPA 8260D	2-28-25	2-28-25	
1,1-Dichloroethene	ND	0.0012	EPA 8260D	2-28-25	2-28-25	
Acetone	0.17	0.012	EPA 8260D	2-28-25	2-28-25	
Iodomethane	ND	0.0061	EPA 8260D	2-28-25	2-28-25	
Carbon Disulfide	0.0012	0.0012	EPA 8260D	2-28-25	2-28-25	
Methylene Chloride	ND	0.0061	EPA 8260D	2-28-25	2-28-25	
(trans) 1,2-Dichloroethene	ND	0.0012	EPA 8260D	2-28-25	2-28-25	
Methyl t-Butyl Ether	ND	0.0012	EPA 8260D	2-28-25	2-28-25	
1,1-Dichloroethane	ND	0.0012	EPA 8260D	2-28-25	2-28-25	
Vinyl Acetate	ND	0.0061	EPA 8260D	2-28-25	2-28-25	
2,2-Dichloropropane	ND	0.0012	EPA 8260D	2-28-25	2-28-25	
(cis) 1,2-Dichloroethene	ND	0.0012	EPA 8260D	2-28-25	2-28-25	
2-Butanone	0.034	0.0061	EPA 8260D	2-28-25	2-28-25	
Bromochloromethane	ND	0.0012	EPA 8260D	2-28-25	2-28-25	
Chloroform	ND	0.0012	EPA 8260D	2-28-25	2-28-25	
1,1,1-Trichloroethane	ND	0.0012	EPA 8260D	2-28-25	2-28-25	
Carbon Tetrachloride	ND	0.0012	EPA 8260D	2-28-25	2-28-25	
1,1-Dichloropropene	ND	0.0012	EPA 8260D	2-28-25	2-28-25	
Benzene	ND	0.0012	EPA 8260D	2-28-25	2-28-25	
1,2-Dichloroethane	ND	0.0012	EPA 8260D	2-28-25	2-28-25	
Trichloroethene	ND	0.0012	EPA 8260D	2-28-25	2-28-25	
1,2-Dichloropropane	ND	0.0012	EPA 8260D	2-28-25	2-28-25	
Dibromomethane	ND	0.0012	EPA 8260D	2-28-25	2-28-25	
Bromodichloromethane	ND	0.0012	EPA 8260D	2-28-25	2-28-25	
2-Chloroethyl Vinyl Ether	ND	0.0061	EPA 8260D	2-28-25	2-28-25	
(cis) 1,3-Dichloropropene	ND	0.0012	EPA 8260D	2-28-25	2-28-25	
Methyl Isobutyl Ketone	ND	0.0061	EPA 8260D	2-28-25	2-28-25	
Toluene	ND	0.0061	EPA 8260D	2-28-25	2-28-25	

This report pertains to the samples analyzed in accordance with the chain of custody,
and is intended only for the use of the individual or company to whom it is addressed.

Date of Report: March 10, 2025
Samples Submitted: February 28, 2025
Laboratory Reference: 2502-375
Project: 17613-012-01

VOLATILE ORGANICS EPA 8260D
page 2 of 2

Analyte	Result	PQL	Method	Date Prepared	Date Analyzed	Flags
Client ID:	**SDUP-250227**					
Laboratory ID:	02-375-04					
(trans) 1,3-Dichloropropene	ND	0.0012	EPA 8260D	2-28-25	2-28-25	
1,1,2-Trichloroethane	ND	0.0012	EPA 8260D	2-28-25	2-28-25	
Tetrachloroethene	ND	0.0012	EPA 8260D	2-28-25	2-28-25	
1,3-Dichloropropane	ND	0.0012	EPA 8260D	2-28-25	2-28-25	
2-Hexanone	ND	0.0061	EPA 8260D	2-28-25	2-28-25	
Dibromochloromethane	ND	0.0012	EPA 8260D	2-28-25	2-28-25	
1,2-Dibromoethane	ND	0.0012	EPA 8260D	2-28-25	2-28-25	
Chlorobenzene	ND	0.0012	EPA 8260D	2-28-25	2-28-25	
1,1,1,2-Tetrachloroethane	ND	0.0012	EPA 8260D	2-28-25	2-28-25	
Ethylbenzene	0.0014	0.0012	EPA 8260D	2-28-25	2-28-25	
m,p-Xylene	0.0071	0.0024	EPA 8260D	2-28-25	2-28-25	
o-Xylene	0.0078	0.0012	EPA 8260D	2-28-25	2-28-25	
Styrene	ND	0.0012	EPA 8260D	2-28-25	2-28-25	
Bromoform	ND	0.0061	EPA 8260D	2-28-25	2-28-25	
Isopropylbenzene	ND	0.0012	EPA 8260D	2-28-25	2-28-25	
Bromobenzene	ND	0.0012	EPA 8260D	2-28-25	2-28-25	
1,1,2,2-Tetrachloroethane	ND	0.0012	EPA 8260D	2-28-25	2-28-25	
1,2,3-Trichloropropane	ND	0.0012	EPA 8260D	2-28-25	2-28-25	
n-Propylbenzene	ND	0.0012	EPA 8260D	2-28-25	2-28-25	
2-Chlorotoluene	ND	0.0012	EPA 8260D	2-28-25	2-28-25	
4-Chlorotoluene	ND	0.0012	EPA 8260D	2-28-25	2-28-25	
1,3,5-Trimethylbenzene	0.0013	0.0012	EPA 8260D	2-28-25	2-28-25	
tert-Butylbenzene	ND	0.0012	EPA 8260D	2-28-25	2-28-25	
1,2,4-Trimethylbenzene	0.0020	0.0012	EPA 8260D	2-28-25	2-28-25	
sec-Butylbenzene	ND	0.0012	EPA 8260D	2-28-25	2-28-25	
1,3-Dichlorobenzene	ND	0.0012	EPA 8260D	2-28-25	2-28-25	
p-Isopropyltoluene	0.0016	0.0012	EPA 8260D	2-28-25	2-28-25	
1,4-Dichlorobenzene	ND	0.0012	EPA 8260D	2-28-25	2-28-25	
1,2-Dichlorobenzene	ND	0.0012	EPA 8260D	2-28-25	2-28-25	
n-Butylbenzene	ND	0.0012	EPA 8260D	2-28-25	2-28-25	
1,2-Dibromo-3-chloropropane	ND	0.0061	EPA 8260D	2-28-25	2-28-25	
1,2,4-Trichlorobenzene	ND	0.0012	EPA 8260D	2-28-25	2-28-25	
Hexachlorobutadiene	ND	0.0061	EPA 8260D	2-28-25	2-28-25	
Naphthalene	ND	0.0061	EPA 8260D	2-28-25	2-28-25	
1,2,3-Trichlorobenzene	ND	0.0012	EPA 8260D	2-28-25	2-28-25	
Surrogate:	*Percent Recovery*	*Control Limits*				
Dibromofluoromethane	*107*	*69-124*				
Toluene-d8	*101*	*80-118*				
4-Bromofluorobenzene	*86*	*75-123*				

This report pertains to the samples analyzed in accordance with the chain of custody, and is intended only for the use of the individual or company to whom it is addressed.

Date of Report: March 10, 2025
Samples Submitted: February 28, 2025
Laboratory Reference: 2502-375
Project: 17613-012-01

PAHs EPA 8270E/SIM

Matrix: Soil
Units: mg/Kg

Analyte	Result	PQL	Method	Date Prepared	Date Analyzed	Flags
Client ID:	**RI-MW3-5.0**					
Laboratory ID:	02-375-01					
Naphthalene	**ND**	0.0078	EPA 8270E/SIM	3-3-25	3-3-25	
2-Methylnaphthalene	**ND**	0.0078	EPA 8270E/SIM	3-3-25	3-3-25	
1-Methylnaphthalene	**ND**	0.0078	EPA 8270E/SIM	3-3-25	3-3-25	
Acenaphthylene	**ND**	0.0078	EPA 8270E/SIM	3-3-25	3-3-25	
Acenaphthene	**ND**	0.0078	EPA 8270E/SIM	3-3-25	3-3-25	
Fluorene	**ND**	0.0078	EPA 8270E/SIM	3-3-25	3-3-25	
Phenanthrene	**ND**	0.0078	EPA 8270E/SIM	3-3-25	3-3-25	
Anthracene	**ND**	0.0078	EPA 8270E/SIM	3-3-25	3-3-25	
Fluoranthene	**ND**	0.0078	EPA 8270E/SIM	3-3-25	3-3-25	
Pyrene	**ND**	0.0078	EPA 8270E/SIM	3-3-25	3-3-25	
Benzo[a]anthracene	**ND**	0.0078	EPA 8270E/SIM	3-3-25	3-3-25	
Chrysene	**ND**	0.0078	EPA 8270E/SIM	3-3-25	3-3-25	
Benzo[b]fluoranthene	**ND**	0.0078	EPA 8270E/SIM	3-3-25	3-3-25	
Benzo(j,k)fluoranthene	**ND**	0.0078	EPA 8270E/SIM	3-3-25	3-3-25	
Benzo[a]pyrene	**ND**	0.0078	EPA 8270E/SIM	3-3-25	3-3-25	
Indeno(1,2,3-c,d)pyrene	**ND**	0.0078	EPA 8270E/SIM	3-3-25	3-3-25	
Dibenz[a,h]anthracene	**ND**	0.0078	EPA 8270E/SIM	3-3-25	3-3-25	
Benzo[g,h,i]perylene	**ND**	0.0078	EPA 8270E/SIM	3-3-25	3-3-25	
Surrogate:	*Percent Recovery*	*Control Limits*				
2-Fluorobiphenyl	*93*	*47-112*				
Pyrene-d10	*93*	*48-129*				
Terphenyl-d14	*93*	*51-114*				

This report pertains to the samples analyzed in accordance with the chain of custody, and is intended only for the use of the individual or company to whom it is addressed.

Date of Report: March 10, 2025
Samples Submitted: February 28, 2025
Laboratory Reference: 2502-375
Project: 17613-012-01

PAHs EPA 8270E/SIM

Matrix: Soil
Units: mg/Kg

Analyte	Result	PQL	Method	Date Prepared	Date Analyzed	Flags
Client ID:	**RI-MW3-8.8**					
Laboratory ID:	02-375-02					
Naphthalene	**0.020**	0.012	EPA 8270E/SIM	3-3-25	3-3-25	
2-Methylnaphthalene	**0.016**	0.012	EPA 8270E/SIM	3-3-25	3-3-25	
1-Methylnaphthalene	**0.021**	0.012	EPA 8270E/SIM	3-3-25	3-3-25	
Acenaphthylene	**ND**	0.012	EPA 8270E/SIM	3-3-25	3-3-25	
Acenaphthene	**ND**	0.012	EPA 8270E/SIM	3-3-25	3-3-25	
Fluorene	**ND**	0.012	EPA 8270E/SIM	3-3-25	3-3-25	
Phenanthrene	**0.074**	0.012	EPA 8270E/SIM	3-3-25	3-3-25	
Anthracene	**ND**	0.012	EPA 8270E/SIM	3-3-25	3-3-25	
Fluoranthene	**0.16**	0.012	EPA 8270E/SIM	3-3-25	3-3-25	
Pyrene	**0.15**	0.012	EPA 8270E/SIM	3-3-25	3-3-25	
Benzo[a]anthracene	**0.044**	0.012	EPA 8270E/SIM	3-3-25	3-3-25	
Chrysene	**0.089**	0.012	EPA 8270E/SIM	3-3-25	3-3-25	
Benzo[b]fluoranthene	**0.041**	0.012	EPA 8270E/SIM	3-3-25	3-3-25	
Benzo(j,k)fluoranthene	**0.014**	0.012	EPA 8270E/SIM	3-3-25	3-3-25	
Benzo[a]pyrene	**0.027**	0.012	EPA 8270E/SIM	3-3-25	3-3-25	
Indeno(1,2,3-c,d)pyrene	**0.018**	0.012	EPA 8270E/SIM	3-3-25	3-3-25	
Dibenz[a,h]anthracene	**ND**	0.012	EPA 8270E/SIM	3-3-25	3-3-25	
Benzo[g,h,i]perylene	**0.025**	0.012	EPA 8270E/SIM	3-3-25	3-3-25	
Surrogate:	*Percent Recovery*	*Control Limits*				
2-Fluorobiphenyl	*96*	*47-112*				
Pyrene-d10	*96*	*48-129*				
Terphenyl-d14	*92*	*51-114*				

This report pertains to the samples analyzed in accordance with the chain of custody, and is intended only for the use of the individual or company to whom it is addressed.

Date of Report: March 10, 2025
Samples Submitted: February 28, 2025
Laboratory Reference: 2502-375
Project: 17613-012-01

PAHs EPA 8270E/SIM

Matrix: Soil
Units: mg/Kg

Analyte	Result	PQL	Method	Date Prepared	Date Analyzed	Flags
Client ID:	**RI-MW3-10.5**					
Laboratory ID:	02-375-03					
Naphthalene	**0.040**	0.011	EPA 8270E/SIM	3-3-25	3-3-25	
2-Methylnaphthalene	**0.036**	0.011	EPA 8270E/SIM	3-3-25	3-3-25	
1-Methylnaphthalene	**0.041**	0.011	EPA 8270E/SIM	3-3-25	3-3-25	
Acenaphthylene	**ND**	0.011	EPA 8270E/SIM	3-3-25	3-3-25	
Acenaphthene	**0.044**	0.011	EPA 8270E/SIM	3-3-25	3-3-25	
Fluorene	**0.028**	0.011	EPA 8270E/SIM	3-3-25	3-3-25	
Phenanthrene	**0.11**	0.011	EPA 8270E/SIM	3-3-25	3-3-25	
Anthracene	**0.028**	0.011	EPA 8270E/SIM	3-3-25	3-3-25	
Fluoranthene	**0.14**	0.011	EPA 8270E/SIM	3-3-25	3-3-25	
Pyrene	**0.16**	0.011	EPA 8270E/SIM	3-3-25	3-3-25	
Benzo[a]anthracene	**0.063**	0.011	EPA 8270E/SIM	3-3-25	3-3-25	
Chrysene	**0.097**	0.011	EPA 8270E/SIM	3-3-25	3-3-25	
Benzo[b]fluoranthene	**0.076**	0.011	EPA 8270E/SIM	3-3-25	3-3-25	
Benzo(j,k)fluoranthene	**0.030**	0.011	EPA 8270E/SIM	3-3-25	3-3-25	
Benzo[a]pyrene	**0.067**	0.011	EPA 8270E/SIM	3-3-25	3-3-25	
Indeno(1,2,3-c,d)pyrene	**0.042**	0.011	EPA 8270E/SIM	3-3-25	3-3-25	
Dibenz[a,h]anthracene	**0.013**	0.011	EPA 8270E/SIM	3-3-25	3-3-25	
Benzo[g,h,i]perylene	**0.054**	0.011	EPA 8270E/SIM	3-3-25	3-3-25	
Surrogate:	*Percent Recovery*	*Control Limits*				
2-Fluorobiphenyl	*89*	*47-112*				
Pyrene-d10	*98*	*48-129*				
Terphenyl-d14	*97*	*51-114*				

This report pertains to the samples analyzed in accordance with the chain of custody, and is intended only for the use of the individual or company to whom it is addressed.

Date of Report: March 10, 2025
Samples Submitted: February 28, 2025
Laboratory Reference: 2502-375
Project: 17613-012-01

PAHs EPA 8270E/SIM

Matrix: Soil
Units: mg/Kg

Analyte	Result	PQL	Method	Date Prepared	Date Analyzed	Flags
Client ID:	**SDUP-250227**					
Laboratory ID:	02-375-04					
Naphthalene	**0.029**	0.012	EPA 8270E/SIM	3-3-25	3-3-25	
2-Methylnaphthalene	**0.016**	0.012	EPA 8270E/SIM	3-3-25	3-3-25	
1-Methylnaphthalene	**0.027**	0.012	EPA 8270E/SIM	3-3-25	3-3-25	
Acenaphthylene	**ND**	0.012	EPA 8270E/SIM	3-3-25	3-3-25	
Acenaphthene	**0.039**	0.012	EPA 8270E/SIM	3-3-25	3-3-25	
Fluorene	**0.024**	0.012	EPA 8270E/SIM	3-3-25	3-3-25	
Phenanthrene	**0.051**	0.012	EPA 8270E/SIM	3-3-25	3-3-25	
Anthracene	**ND**	0.012	EPA 8270E/SIM	3-3-25	3-3-25	
Fluoranthene	**0.15**	0.012	EPA 8270E/SIM	3-3-25	3-3-25	
Pyrene	**0.16**	0.012	EPA 8270E/SIM	3-3-25	3-3-25	
Benzo[a]anthracene	**0.029**	0.012	EPA 8270E/SIM	3-3-25	3-3-25	
Chrysene	**0.059**	0.012	EPA 8270E/SIM	3-3-25	3-3-25	
Benzo[b]fluoranthene	**0.031**	0.012	EPA 8270E/SIM	3-3-25	3-3-25	
Benzo(j,k)fluoranthene	**ND**	0.012	EPA 8270E/SIM	3-3-25	3-3-25	
Benzo[a]pyrene	**0.022**	0.012	EPA 8270E/SIM	3-3-25	3-3-25	
Indeno(1,2,3-c,d)pyrene	**0.015**	0.012	EPA 8270E/SIM	3-3-25	3-3-25	
Dibenz[a,h]anthracene	**ND**	0.012	EPA 8270E/SIM	3-3-25	3-3-25	
Benzo[g,h,i]perylene	**0.020**	0.012	EPA 8270E/SIM	3-3-25	3-3-25	
Surrogate:	*Percent Recovery*	*Control Limits*				
2-Fluorobiphenyl	*104*	*47-112*				
Pyrene-d10	*103*	*48-129*				
Terphenyl-d14	*101*	*51-114*				

This report pertains to the samples analyzed in accordance with the chain of custody, and is intended only for the use of the individual or company to whom it is addressed.

Date of Report: March 10, 2025
Samples Submitted: February 28, 2025
Laboratory Reference: 2502-375
Project: 17613-012-01

TOTAL METALS
EPA 6010D/7471B

Matrix: Soil
Units: mg/Kg (ppm)

Analyte	Result	PQL	Method	Date Prepared	Date Analyzed	Flags
Client ID:	**RI-MW3-5.0**					
Laboratory ID:	02-375-01					
Arsenic	**ND**	12	EPA 6010D	3-7-25	3-7-25	
Barium	**68**	2.9	EPA 6010D	3-7-25	3-7-25	
Cadmium	**ND**	0.58	EPA 6010D	3-7-25	3-7-25	
Chromium	**36**	0.58	EPA 6010D	3-7-25	3-7-25	
Lead	**15**	5.8	EPA 6010D	3-7-25	3-7-25	
Mercury	**ND**	0.29	EPA 7471B	3-7-25	3-7-25	
Selenium	**ND**	12	EPA 6010D	3-7-25	3-7-25	
Silver	**ND**	1.2	EPA 6010D	3-7-25	3-7-25	
Client ID:	**RI-MW3-8.8**					
Laboratory ID:	02-375-02					
Arsenic	**ND**	15	EPA 6010D	3-7-25	3-7-25	
Barium	**140**	3.7	EPA 6010D	3-7-25	3-7-25	
Cadmium	**ND**	0.74	EPA 6010D	3-7-25	3-7-25	
Chromium	**34**	0.74	EPA 6010D	3-7-25	3-7-25	
Lead	**150**	7.4	EPA 6010D	3-7-25	3-7-25	
Mercury	**ND**	0.37	EPA 7471B	3-7-25	3-7-25	
Selenium	**ND**	15	EPA 6010D	3-7-25	3-7-25	
Silver	**ND**	1.5	EPA 6010D	3-7-25	3-7-25	
Client ID:	**RI-MW3-10.5**					
Laboratory ID:	02-375-03					
Arsenic	**ND**	13	EPA 6010D	3-7-25	3-7-25	
Barium	**690**	3.3	EPA 6010D	3-7-25	3-7-25	
Cadmium	**ND**	0.65	EPA 6010D	3-7-25	3-7-25	
Chromium	**120**	0.65	EPA 6010D	3-7-25	3-7-25	
Lead	**600**	6.5	EPA 6010D	3-7-25	3-7-25	
Mercury	**ND**	0.33	EPA 7471B	3-7-25	3-7-25	
Selenium	**ND**	13	EPA 6010D	3-7-25	3-7-25	
Silver	**ND**	1.3	EPA 6010D	3-7-25	3-7-25	

This report pertains to the samples analyzed in accordance with the chain of custody, and is intended only for the use of the individual or company to whom it is addressed.

Date of Report: March 10, 2025
Samples Submitted: February 28, 2025
Laboratory Reference: 2502-375
Project: 17613-012-01

TOTAL METALS
EPA 6010D/7471B

Matrix: Soil
Units: mg/Kg (ppm)

Analyte	Result	PQL	Method	Date Prepared	Date Analyzed	Flags
Client ID:	**SDUP-250227**					
Laboratory ID:	02-375-04					
Arsenic	**ND**	14	EPA 6010D	3-7-25	3-7-25	
Barium	**150**	3.6	EPA 6010D	3-7-25	3-7-25	
Cadmium	**ND**	0.72	EPA 6010D	3-7-25	3-7-25	
Chromium	**34**	0.72	EPA 6010D	3-7-25	3-7-25	
Lead	**260**	7.2	EPA 6010D	3-7-25	3-7-25	
Mercury	**ND**	0.36	EPA 7471B	3-7-25	3-7-25	
Selenium	**ND**	14	EPA 6010D	3-7-25	3-7-25	
Silver	**ND**	1.4	EPA 6010D	3-7-25	3-7-25	

This report pertains to the samples analyzed in accordance with the chain of custody,
and is intended only for the use of the individual or company to whom it is addressed.

Date of Report: March 10, 2025
Samples Submitted: February 28, 2025
Laboratory Reference: 2502-375
Project: 17613-012-01

GASOLINE RANGE ORGANICS
NWTPH-Gx
QUALITY CONTROL

Matrix: Soil
Units: mg/kg (ppm)

Analyte	Result	PQL	Method	Date Prepared	Date Analyzed	Flags
METHOD BLANK						
Laboratory ID:	MB0228S1					
Gasoline	**ND**	5.0	NWTPH-Gx	2-28-25	3-3-25	
Surrogate:	*Percent Recovery*	*Control Limits*				
Fluorobenzene	*89*	*62-134*				

Analyte	Result		Spike Level		Source Result	Percent Recovery		Recovery Limits	RPD	RPD Limit	Flags
DUPLICATE											
Laboratory ID:	02-351-01										
	ORIG	DUP									
Gasoline	**ND**	**ND**	NA	NA		NA		NA	NA	30	
Surrogate:											
Fluorobenzene						*92*	*92*	*62-134*			

This report pertains to the samples analyzed in accordance with the chain of custody, and is intended only for the use of the individual or company to whom it is addressed.

Date of Report: March 10, 2025
Samples Submitted: February 28, 2025
Laboratory Reference: 2502-375
Project: 17613-012-01

DIESEL AND HEAVY OIL RANGE ORGANICS
NWTPH-Dx
QUALITY CONTROL

Matrix: Soil
Units: mg/Kg (ppm)

Analyte	Result	PQL	Method	Date Prepared	Date Analyzed	Flags
METHOD BLANK						
Laboratory ID:	MB0303S1					
Diesel Range Organics	**ND**	25	NWTPH-Dx	3-3-25	3-3-25	
Lube Oil Range Organics	**ND**	50	NWTPH-Dx	3-3-25	3-3-25	
Surrogate:	*Percent Recovery*	*Control Limits*				
o-Terphenyl	*86*	*50-150*				
Laboratory ID:	MB0303S1					
Diesel Range Organics	**ND**	25	NWTPH-Dx	3-3-25	3-3-25	X2
Lube Oil Range Organics	**ND**	50	NWTPH-Dx	3-3-25	3-3-25	X2
Surrogate:	*Percent Recovery*	*Control Limits*				
o-Terphenyl	*91*	*50-150*				

Analyte	Result		Spike Level		Source Result	Percent Recovery	Recovery Limits	RPD	RPD Limit	Flags
DUPLICATE										
Laboratory ID:	02-375-02									
	ORIG	DUP								
Diesel Range Organics	**65.4**	**58.2**	NA	NA		NA	NA	12	40	
Lube Oil	**652**	**643**	NA	NA		NA	NA	1	40	
Surrogate:										
o-Terphenyl						*93* *90*	*50-150*			
Laboratory ID:	02-375-02									
	ORIG	DUP								
Diesel Range Organics	**56.9**	**47.9**	NA	NA		NA	NA	17	40	X2
Lube Oil	**448**	**415**	NA	NA		NA	NA	8	40	X2
Surrogate:										
o-Terphenyl						*97* *92*	*50-150*			

This report pertains to the samples analyzed in accordance with the chain of custody, and is intended only for the use of the individual or company to whom it is addressed.

Date of Report: March 10, 2025
Samples Submitted: February 28, 2025
Laboratory Reference: 2502-375
Project: 17613-012-01

VOLATILE ORGANICS EPA 8260D
QUALITY CONTROL
page 1 of 2

Matrix: Soil
Units: mg/kg

Analyte	Result	PQL	Method	Date Prepared	Date Analyzed	Flags
METHOD BLANK						
Laboratory ID:	MB0228S1					
Dichlorodifluoromethane	ND	0.0010	EPA 8260D	2-28-25	2-28-25	
Chloromethane	ND	0.0050	EPA 8260D	2-28-25	2-28-25	
Vinyl Chloride	ND	0.0010	EPA 8260D	2-28-25	2-28-25	
Bromomethane	ND	0.0050	EPA 8260D	2-28-25	2-28-25	
Chloroethane	ND	0.0050	EPA 8260D	2-28-25	2-28-25	
Trichlorofluoromethane	ND	0.0010	EPA 8260D	2-28-25	2-28-25	
1,1-Dichloroethene	ND	0.0010	EPA 8260D	2-28-25	2-28-25	
Acetone	ND	0.010	EPA 8260D	2-28-25	2-28-25	
Iodomethane	ND	0.0050	EPA 8260D	2-28-25	2-28-25	
Carbon Disulfide	ND	0.0010	EPA 8260D	2-28-25	2-28-25	
Methylene Chloride	ND	0.0050	EPA 8260D	2-28-25	2-28-25	
(trans) 1,2-Dichloroethene	ND	0.0010	EPA 8260D	2-28-25	2-28-25	
Methyl t-Butyl Ether	ND	0.0010	EPA 8260D	2-28-25	2-28-25	
1,1-Dichloroethane	ND	0.0010	EPA 8260D	2-28-25	2-28-25	
Vinyl Acetate	ND	0.0050	EPA 8260D	2-28-25	2-28-25	
2,2-Dichloropropane	ND	0.0010	EPA 8260D	2-28-25	2-28-25	
(cis) 1,2-Dichloroethene	ND	0.0010	EPA 8260D	2-28-25	2-28-25	
2-Butanone	ND	0.0050	EPA 8260D	2-28-25	2-28-25	
Bromochloromethane	ND	0.0010	EPA 8260D	2-28-25	2-28-25	
Chloroform	ND	0.0010	EPA 8260D	2-28-25	2-28-25	
1,1,1-Trichloroethane	ND	0.0010	EPA 8260D	2-28-25	2-28-25	
Carbon Tetrachloride	ND	0.0010	EPA 8260D	2-28-25	2-28-25	
1,1-Dichloropropene	ND	0.0010	EPA 8260D	2-28-25	2-28-25	
Benzene	ND	0.0010	EPA 8260D	2-28-25	2-28-25	
1,2-Dichloroethane	ND	0.0010	EPA 8260D	2-28-25	2-28-25	
Trichloroethene	ND	0.0010	EPA 8260D	2-28-25	2-28-25	
1,2-Dichloropropane	ND	0.0010	EPA 8260D	2-28-25	2-28-25	
Dibromomethane	ND	0.0010	EPA 8260D	2-28-25	2-28-25	
Bromodichloromethane	ND	0.0010	EPA 8260D	2-28-25	2-28-25	
2-Chloroethyl Vinyl Ether	ND	0.0050	EPA 8260D	2-28-25	2-28-25	
(cis) 1,3-Dichloropropene	ND	0.0010	EPA 8260D	2-28-25	2-28-25	
Methyl Isobutyl Ketone	ND	0.0050	EPA 8260D	2-28-25	2-28-25	
Toluene	ND	0.0050	EPA 8260D	2-28-25	2-28-25	

This report pertains to the samples analyzed in accordance with the chain of custody, and is intended only for the use of the individual or company to whom it is addressed.

Date of Report: March 10, 2025
Samples Submitted: February 28, 2025
Laboratory Reference: 2502-375
Project: 17613-012-01

VOLATILE ORGANICS EPA 8260D
QUALITY CONTROL
page 2 of 2

Analyte	Result	PQL	Method	Date Prepared	Date Analyzed	Flags
METHOD BLANK						
Laboratory ID:	MB0228S1					
(trans) 1,3-Dichloropropene	ND	0.0010	EPA 8260D	2-28-25	2-28-25	
1,1,2-Trichloroethane	ND	0.0010	EPA 8260D	2-28-25	2-28-25	
Tetrachloroethene	ND	0.0010	EPA 8260D	2-28-25	2-28-25	
1,3-Dichloropropane	ND	0.0010	EPA 8260D	2-28-25	2-28-25	
2-Hexanone	ND	0.0050	EPA 8260D	2-28-25	2-28-25	
Dibromochloromethane	ND	0.0010	EPA 8260D	2-28-25	2-28-25	
1,2-Dibromoethane	ND	0.0010	EPA 8260D	2-28-25	2-28-25	
Chlorobenzene	ND	0.0010	EPA 8260D	2-28-25	2-28-25	
1,1,1,2-Tetrachloroethane	ND	0.0010	EPA 8260D	2-28-25	2-28-25	
Ethylbenzene	ND	0.0010	EPA 8260D	2-28-25	2-28-25	
m,p-Xylene	ND	0.0020	EPA 8260D	2-28-25	2-28-25	
o-Xylene	ND	0.0010	EPA 8260D	2-28-25	2-28-25	
Styrene	ND	0.0010	EPA 8260D	2-28-25	2-28-25	
Bromoform	ND	0.0050	EPA 8260D	2-28-25	2-28-25	
Isopropylbenzene	ND	0.0010	EPA 8260D	2-28-25	2-28-25	
Bromobenzene	ND	0.0010	EPA 8260D	2-28-25	2-28-25	
1,1,2,2-Tetrachloroethane	ND	0.0010	EPA 8260D	2-28-25	2-28-25	
1,2,3-Trichloropropane	ND	0.0010	EPA 8260D	2-28-25	2-28-25	
n-Propylbenzene	ND	0.0010	EPA 8260D	2-28-25	2-28-25	
2-Chlorotoluene	ND	0.0010	EPA 8260D	2-28-25	2-28-25	
4-Chlorotoluene	ND	0.0010	EPA 8260D	2-28-25	2-28-25	
1,3,5-Trimethylbenzene	ND	0.0010	EPA 8260D	2-28-25	2-28-25	
tert-Butylbenzene	ND	0.0010	EPA 8260D	2-28-25	2-28-25	
1,2,4-Trimethylbenzene	ND	0.0010	EPA 8260D	2-28-25	2-28-25	
sec-Butylbenzene	ND	0.0010	EPA 8260D	2-28-25	2-28-25	
1,3-Dichlorobenzene	ND	0.0010	EPA 8260D	2-28-25	2-28-25	
p-Isopropyltoluene	ND	0.0010	EPA 8260D	2-28-25	2-28-25	
1,4-Dichlorobenzene	ND	0.0010	EPA 8260D	2-28-25	2-28-25	
1,2-Dichlorobenzene	ND	0.0010	EPA 8260D	2-28-25	2-28-25	
n-Butylbenzene	ND	0.0010	EPA 8260D	2-28-25	2-28-25	
1,2-Dibromo-3-chloropropane	ND	0.0050	EPA 8260D	2-28-25	2-28-25	
1,2,4-Trichlorobenzene	ND	0.0010	EPA 8260D	2-28-25	2-28-25	
Hexachlorobutadiene	ND	0.0050	EPA 8260D	2-28-25	2-28-25	
Naphthalene	ND	0.0050	EPA 8260D	2-28-25	2-28-25	
1,2,3-Trichlorobenzene	ND	0.0010	EPA 8260D	2-28-25	2-28-25	
Surrogate:	*Percent Recovery*	*Control Limits*				
Dibromofluoromethane	*106*	*69-124*				
Toluene-d8	*103*	*80-118*				
4-Bromofluorobenzene	*95*	*75-123*				

This report pertains to the samples analyzed in accordance with the chain of custody, and is intended only for the use of the individual or company to whom it is addressed.

Date of Report: March 10, 2025
Samples Submitted: February 28, 2025
Laboratory Reference: 2502-375
Project: 17613-012-01

VOLATILE ORGANICS EPA 8260D
QUALITY CONTROL
page 1 of 2

Matrix: Soil
Units: mg/kg

Analyte	Result		Spike Level		Percent Recovery		Recovery Limits	RPD	RPD Limit	Flags
SPIKE BLANKS										
Laboratory ID:	SB0228S1									
	SB	SBD	SB	SBD	SB	SBD				
Dichlorodifluoromethane	**0.0660**	**0.0673**	0.0500	0.0500	132	135	24-162	2	24	
Chloromethane	**0.0584**	**0.0603**	0.0500	0.0500	117	121	41-143	3	22	
Vinyl Chloride	**0.0587**	**0.0599**	0.0500	0.0500	117	120	52-141	2	20	
Bromomethane	**0.0541**	**0.0578**	0.0500	0.0500	108	116	37-145	7	23	
Chloroethane	**0.0544**	**0.0551**	0.0500	0.0500	109	110	54-148	1	19	
Trichlorofluoromethane	**0.0533**	**0.0564**	0.0500	0.0500	107	113	65-142	6	18	
1,1-Dichloroethene	**0.0550**	**0.0568**	0.0500	0.0500	110	114	74-133	3	16	
Acetone	**0.0555**	**0.0543**	0.0500	0.0500	111	109	50-159	2	38	
Iodomethane	**0.0403**	**0.0398**	0.0500	0.0500	81	80	36-133	1	31	
Carbon Disulfide	**0.0505**	**0.0502**	0.0500	0.0500	101	100	37-138	1	27	
Methylene Chloride	**0.0534**	**0.0536**	0.0500	0.0500	107	107	60-135	0	23	
(trans) 1,2-Dichloroethene	**0.0534**	**0.0552**	0.0500	0.0500	107	110	74-131	3	15	
Methyl t-Butyl Ether	**0.0554**	**0.0557**	0.0500	0.0500	111	111	76-129	1	15	
1,1-Dichloroethane	**0.0529**	**0.0538**	0.0500	0.0500	106	108	74-130	2	15	
Vinyl Acetate	**0.0580**	**0.0589**	0.0500	0.0500	116	118	58-146	2	21	
2,2-Dichloropropane	**0.0567**	**0.0591**	0.0500	0.0500	113	118	74-137	4	16	
(cis) 1,2-Dichloroethene	**0.0528**	**0.0546**	0.0500	0.0500	106	109	71-136	3	15	
2-Butanone	**0.0567**	**0.0584**	0.0500	0.0500	113	117	58-144	3	32	
Bromochloromethane	**0.0541**	**0.0542**	0.0500	0.0500	108	108	78-128	0	15	
Chloroform	**0.0518**	**0.0531**	0.0500	0.0500	104	106	75-128	2	15	
1,1,1-Trichloroethane	**0.0537**	**0.0563**	0.0500	0.0500	107	113	73-129	5	15	
Carbon Tetrachloride	**0.0538**	**0.0558**	0.0500	0.0500	108	112	69-134	4	15	
1,1-Dichloropropene	**0.0534**	**0.0557**	0.0500	0.0500	107	111	73-127	4	15	
Benzene	**0.0496**	**0.0508**	0.0500	0.0500	99	102	75-126	2	15	
1,2-Dichloroethane	**0.0581**	**0.0555**	0.0500	0.0500	116	111	70-133	5	15	
Trichloroethene	**0.0542**	**0.0561**	0.0500	0.0500	108	112	80-130	3	15	
1,2-Dichloropropane	**0.0524**	**0.0524**	0.0500	0.0500	105	105	78-131	0	16	
Dibromomethane	**0.0560**	**0.0554**	0.0500	0.0500	112	111	72-136	1	28	
Bromodichloromethane	**0.0555**	**0.0542**	0.0500	0.0500	111	108	80-129	2	15	
(cis) 1,3-Dichloropropene	**0.0557**	**0.0556**	0.0500	0.0500	111	111	80-132	0	17	
Methyl Isobutyl Ketone	**0.0579**	**0.0594**	0.0500	0.0500	116	119	62-146	3	22	
Toluene	**0.0523**	**0.0540**	0.0500	0.0500	105	108	78-124	3	17	
(trans) 1,3-Dichloropropene	**0.0579**	**0.0573**	0.0500	0.0500	116	115	80-130	1	15	

This report pertains to the samples analyzed in accordance with the chain of custody,
and is intended only for the use of the individual or company to whom it is addressed.

Date of Report: March 10, 2025
Samples Submitted: February 28, 2025
Laboratory Reference: 2502-375
Project: 17613-012-01

VOLATILE ORGANICS EPA 8260D
QUALITY CONTROL
page 2 of 2

Analyte	Result		Spike Level		Percent Recovery		Recovery Limits	RPD	RPD Limit	Flags
SPIKE BLANKS										
Laboratory ID:	SB0228S1									
	SB	SBD	SB	SBD	SB	SBD				
1,1,2-Trichloroethane	**0.0537**	**0.0526**	0.0500	0.0500	107	105	80-123	2	15	
Tetrachloroethene	**0.0555**	**0.0566**	0.0500	0.0500	111	113	80-130	2	15	
1,3-Dichloropropane	**0.0556**	**0.0545**	0.0500	0.0500	111	109	80-122	2	15	
2-Hexanone	**0.0604**	**0.0601**	0.0500	0.0500	121	120	61-143	0	30	
Dibromochloromethane	**0.0573**	**0.0555**	0.0500	0.0500	115	111	80-129	3	15	
1,2-Dibromoethane	**0.0563**	**0.0556**	0.0500	0.0500	113	111	80-125	1	15	
Chlorobenzene	**0.0523**	**0.0532**	0.0500	0.0500	105	106	80-119	2	15	
1,1,1,2-Tetrachloroethane	**0.0554**	**0.0556**	0.0500	0.0500	111	111	80-124	0	15	
Ethylbenzene	**0.0533**	**0.0545**	0.0500	0.0500	107	109	80-120	2	15	
m,p-Xylene	**0.107**	**0.109**	0.100	0.100	107	109	80-121	2	15	
o-Xylene	**0.0543**	**0.0548**	0.0500	0.0500	109	110	80-120	1	15	
Styrene	**0.0544**	**0.0553**	0.0500	0.0500	109	111	80-130	2	15	
Bromoform	**0.0584**	**0.0582**	0.0500	0.0500	117	116	79-132	0	15	
Isopropylbenzene	**0.0564**	**0.0577**	0.0500	0.0500	113	115	80-126	2	15	
Bromobenzene	**0.0544**	**0.0561**	0.0500	0.0500	109	112	80-124	3	15	
1,1,2,2-Tetrachloroethane	**0.0569**	**0.0579**	0.0500	0.0500	114	116	75-128	2	19	
1,2,3-Trichloropropane	**0.0566**	**0.0575**	0.0500	0.0500	113	115	74-128	2	19	
n-Propylbenzene	**0.0544**	**0.0576**	0.0500	0.0500	109	115	80-128	6	16	
2-Chlorotoluene	**0.0550**	**0.0568**	0.0500	0.0500	110	114	80-126	3	15	
4-Chlorotoluene	**0.0549**	**0.0576**	0.0500	0.0500	110	115	80-129	5	15	
1,3,5-Trimethylbenzene	**0.0554**	**0.0585**	0.0500	0.0500	111	117	80-129	5	15	
tert-Butylbenzene	**0.0542**	**0.0572**	0.0500	0.0500	108	114	80-129	5	15	
1,2,4-Trimethylbenzene	**0.0539**	**0.0558**	0.0500	0.0500	108	112	80-127	3	15	
sec-Butylbenzene	**0.0562**	**0.0581**	0.0500	0.0500	112	116	77-134	3	16	
1,3-Dichlorobenzene	**0.0543**	**0.0568**	0.0500	0.0500	109	114	80-125	5	15	
p-Isopropyltoluene	**0.0564**	**0.0582**	0.0500	0.0500	113	116	80-133	3	15	
1,4-Dichlorobenzene	**0.0541**	**0.0565**	0.0500	0.0500	108	113	78-127	4	15	
1,2-Dichlorobenzene	**0.0548**	**0.0565**	0.0500	0.0500	110	113	79-127	3	15	
n-Butylbenzene	**0.0564**	**0.0587**	0.0500	0.0500	113	117	80-136	4	17	
1,2-Dibromo-3-chloropropane	**0.0591**	**0.0598**	0.0500	0.0500	118	120	68-143	1	26	
1,2,4-Trichlorobenzene	**0.0547**	**0.0591**	0.0500	0.0500	109	118	77-142	8	19	
Hexachlorobutadiene	**0.0561**	**0.0600**	0.0500	0.0500	112	120	73-135	7	19	
Naphthalene	**0.0582**	**0.0596**	0.0500	0.0500	116	119	72-142	2	21	
1,2,3-Trichlorobenzene	**0.0558**	**0.0585**	0.0500	0.0500	112	117	77-139	5	19	
Surrogate:										
Dibromofluoromethane					*105*	*106*	*69-124*			
Toluene-d8					*103*	*104*	*80-118*			
4-Bromofluorobenzene					*97*	*97*	*75-123*			

This report pertains to the samples analyzed in accordance with the chain of custody, and is intended only for the use of the individual or company to whom it is addressed.

Date of Report: March 10, 2025
Samples Submitted: February 28, 2025
Laboratory Reference: 2502-375
Project: 17613-012-01

PAHs EPA 8270E/SIM
QUALITY CONTROL

Matrix: Soil
Units: mg/Kg

Analyte	Result	PQL	Method	Date Prepared	Date Analyzed	Flags
METHOD BLANK						
Laboratory ID:	MB0303S1					
Naphthalene	**ND**	0.0017	EPA 8270E/SIM	3-3-25	3-3-25	
2-Methylnaphthalene	**ND**	0.0017	EPA 8270E/SIM	3-3-25	3-3-25	
1-Methylnaphthalene	**ND**	0.0017	EPA 8270E/SIM	3-3-25	3-3-25	
Acenaphthylene	**ND**	0.0017	EPA 8270E/SIM	3-3-25	3-3-25	
Acenaphthene	**ND**	0.0017	EPA 8270E/SIM	3-3-25	3-3-25	
Fluorene	**ND**	0.0017	EPA 8270E/SIM	3-3-25	3-3-25	
Phenanthrene	**ND**	0.0017	EPA 8270E/SIM	3-3-25	3-3-25	
Anthracene	**ND**	0.0017	EPA 8270E/SIM	3-3-25	3-3-25	
Fluoranthene	**ND**	0.0017	EPA 8270E/SIM	3-3-25	3-3-25	
Pyrene	**ND**	0.0017	EPA 8270E/SIM	3-3-25	3-3-25	
Benzo[a]anthracene	**ND**	0.0017	EPA 8270E/SIM	3-3-25	3-3-25	
Chrysene	**ND**	0.0017	EPA 8270E/SIM	3-3-25	3-3-25	
Benzo[b]fluoranthene	**ND**	0.0017	EPA 8270E/SIM	3-3-25	3-3-25	
Benzo(j,k)fluoranthene	**ND**	0.0017	EPA 8270E/SIM	3-3-25	3-3-25	
Benzo[a]pyrene	**ND**	0.0017	EPA 8270E/SIM	3-3-25	3-3-25	
Indeno(1,2,3-c,d)pyrene	**ND**	0.0017	EPA 8270E/SIM	3-3-25	3-3-25	
Dibenz[a,h]anthracene	**ND**	0.0017	EPA 8270E/SIM	3-3-25	3-3-25	
Benzo[g,h,i]perylene	**ND**	0.0017	EPA 8270E/SIM	3-3-25	3-3-25	
Surrogate:	*Percent Recovery*	*Control Limits*				
2-Fluorobiphenyl	*95*	*47-112*				
Pyrene-d10	*96*	*48-129*				
Terphenyl-d14	*97*	*51-114*				

This report pertains to the samples analyzed in accordance with the chain of custody, and is intended only for the use of the individual or company to whom it is addressed.

Date of Report: March 10, 2025
Samples Submitted: February 28, 2025
Laboratory Reference: 2502-375
Project: 17613-012-01

PAHs EPA 8270E/SIM
QUALITY CONTROL

Matrix: Soil
Units: mg/Kg

Analyte	Result		Spike Level		Percent Recovery		Recovery Limits	RPD	RPD Limit	Flags
SPIKE BLANKS										
Laboratory ID:	SB0303S1									
	SB	SBD	SB	SBD	SB	SBD				
Naphthalene	**0.0838**	**0.0836**	0.0833	0.0833	101	100	64-115	0	15	
Acenaphthylene	**0.0867**	**0.0858**	0.0833	0.0833	104	103	68-118	1	15	
Acenaphthene	**0.0851**	**0.0851**	0.0833	0.0833	102	102	67-116	0	15	
Fluorene	**0.0814**	**0.0827**	0.0833	0.0833	98	99	69-120	2	15	
Phenanthrene	**0.0798**	**0.0811**	0.0833	0.0833	96	97	67-120	2	15	
Anthracene	**0.0901**	**0.0904**	0.0833	0.0833	108	109	71-118	0	15	
Fluoranthene	**0.0860**	**0.0871**	0.0833	0.0833	103	105	73-118	1	15	
Pyrene	**0.0835**	**0.0841**	0.0833	0.0833	100	101	71-118	1	15	
Benzo[a]anthracene	**0.0795**	**0.0809**	0.0833	0.0833	95	97	60-128	2	15	
Chrysene	**0.0875**	**0.0884**	0.0833	0.0833	105	106	70-121	1	15	
Benzo[b]fluoranthene	**0.0805**	**0.0833**	0.0833	0.0833	97	100	68-123	3	15	
Benzo(j,k)fluoranthene	**0.0937**	**0.0926**	0.0833	0.0833	112	111	73-123	1	17	
Benzo[a]pyrene	**0.0875**	**0.0882**	0.0833	0.0833	105	106	72-120	1	15	
Indeno(1,2,3-c,d)pyrene	**0.0795**	**0.0738**	0.0833	0.0833	95	89	64-122	7	15	
Dibenz[a,h]anthracene	**0.0865**	**0.0880**	0.0833	0.0833	104	106	72-120	2	15	
Benzo[g,h,i]perylene	**0.0870**	**0.0877**	0.0833	0.0833	104	105	71-117	1	15	
Surrogate:										
2-Fluorobiphenyl					*101*	*102*	*47-112*			
Pyrene-d10					*99*	*102*	*48-129*			
Terphenyl-d14					*103*	*105*	*51-114*			

This report pertains to the samples analyzed in accordance with the chain of custody, and is intended only for the use of the individual or company to whom it is addressed.

Date of Report: March 10, 2025
Samples Submitted: February 28, 2025
Laboratory Reference: 2502-375
Project: 17613-012-01

TOTAL METALS
EPA 6010D/7471B
QUALITY CONTROL

Matrix: Soil
Units: mg/Kg (ppm)

Analyte	Result	PQL	Method	Date Prepared	Date Analyzed	Flags
METHOD BLANK						
Laboratory ID:	MB0307SM1					
Arsenic	**ND**	10	EPA 6010D	3-7-25	3-7-25	
Barium	**ND**	2.5	EPA 6010D	3-7-25	3-7-25	
Cadmium	**ND**	0.50	EPA 6010D	3-7-25	3-7-25	
Chromium	**ND**	0.50	EPA 6010D	3-7-25	3-7-25	
Lead	**ND**	5.0	EPA 6010D	3-7-25	3-7-25	
Selenium	**ND**	10	EPA 6010D	3-7-25	3-7-25	
Silver	**ND**	1.0	EPA 6010D	3-7-25	3-7-25	
Laboratory ID:	MB0307S1					
Mercury	**ND**	0.25	EPA 7471B	3-7-25	3-7-25	

Analyte	Result		Spike Level		Source Result	Percent Recovery		Recovery Limits	RPD	RPD Limit	Flags
DUPLICATE											
Laboratory ID:	03-047-01										
	ORIG	DUP									
Arsenic	**ND**	**ND**	NA	NA		NA		NA	NA	20	
Barium	**52.2**	**43.2**	NA	NA		NA		NA	19	20	
Cadmium	**0.638**	**0.524**	NA	NA		NA		NA	20	20	
Chromium	**30.9**	**26.0**	NA	NA		NA		NA	17	20	
Lead	**67.4**	**58.3**	NA	NA		NA		NA	14	20	
Selenium	**ND**	**ND**	NA	NA		NA		NA	NA	20	
Silver	**ND**	**ND**	NA	NA		NA		NA	NA	20	
Laboratory ID:	03-047-01										
Mercury	**ND**	**ND**	NA	NA		NA		NA	NA	20	
MATRIX SPIKES											
Laboratory ID:	03-047-01										
	MS	MSD	MS	MSD		MS	MSD				
Arsenic	**97.5**	**96.1**	100	100	ND	**98**	**96**	75-125	1	20	
Barium	**149**	**147**	100	100	52.2	**97**	**95**	75-125	2	20	
Cadmium	**46.7**	**46.1**	50.0	50.0	0.638	**92**	**91**	75-125	1	20	
Chromium	**130**	**122**	100	100	30.9	**99**	**92**	75-125	6	20	
Lead	**308**	**300**	250	250	67.4	**96**	**93**	75-125	2	20	
Selenium	**90.4**	**90.1**	100	100	ND	**90**	**90**	75-125	0	20	
Silver	**26.3**	**26.4**	25.0	25.0	ND	**105**	**106**	75-125	0	20	
Laboratory ID:	03-047-01										
Mercury	**0.546**	**0.551**	0.500	0.500	0.0445	**100**	**101**	80-120	1	20	

This report pertains to the samples analyzed in accordance with the chain of custody,
and is intended only for the use of the individual or company to whom it is addressed.

Date of Report: March 10, 2025
Samples Submitted: February 28, 2025
Laboratory Reference: 2502-375
Project: 17613-012-01

% MOISTURE

Client ID	Lab ID	% Moisture	Date Analyzed
RI-MW3-5.0	02-375-01	**14**	2-28-25
RI-MW3-8.8	02-375-02	**33**	2-28-25
RI-MW3-10.5	02-375-03	**24**	2-28-25
SDUP-250227	02-375-04	**31**	2-28-25

This report pertains to the samples analyzed in accordance with the chain of custody,
and is intended only for the use of the individual or company to whom it is addressed.

OnSite Environmental Inc.

Data Qualifiers and Abbreviations

A - Due to a high sample concentration, the amount spiked is insufficient for meaningful MS/MSD recovery data.

B - The analyte indicated was also found in the blank sample.

C - The duplicate RPD is outside control limits due to high result variability when analyte concentrations are within five times the quantitation limit.

E - The value reported exceeds the quantitation range and is an estimate.

F - Surrogate recovery data is not available due to the high concentration of coeluting target compounds.

H - The analyte indicated is a common laboratory solvent and may have been introduced during sample preparation, and be impacting the sample result.

I - Compound recovery is outside of the control limits.

J - The value reported was below the practical quantitation limit. The value is an estimate.

K - Sample duplicate RPD is outside control limits due to sample inhomogeneity. The sample was re-extracted and re-analyzed with similar results.

L - The RPD is outside of the control limits.

M - Hydrocarbons in the gasoline range are impacting the diesel range result.

M1 - Hydrocarbons in the gasoline range (toluene-naphthalene) are present in the sample.

N - Hydrocarbons in the lube oil range are impacting the diesel range result.

N1 - Hydrocarbons in diesel range are impacting lube oil range results.

O - Hydrocarbons indicative of heavier fuels are present in the sample and are impacting the gasoline result.

P - The RPD of the detected concentrations between the two columns is greater than 40.

Q - Surrogate recovery is outside of the control limits.

S - Surrogate recovery data is not available due to the necessary dilution of the sample.

T - The sample chromatogram is not similar to a typical _____.

U - The analyte was analyzed for, but was not detected above the reported sample quantitation limit.

U1 - The practical quantitation limit is elevated due to interferences present in the sample.

V - Matrix Spike/Matrix Spike Duplicate recoveries are outside control limits due to matrix effects.

W - Matrix Spike/Matrix Spike Duplicate RPD are outside control limits due to matrix effects.

X - Sample extract treated with a mercury cleanup procedure.

X1 - Sample extract treated with a sulfuric acid/silica gel cleanup procedure.

X2 - Sample extract treated with a silica gel cleanup procedure.

Y - The calibration verification for this analyte exceeded the 20% drift specified in methods 8260 & 8270, and therefore the reported result should be considered an estimate. The overall performance of the calibration verification standard met the acceptance criteria of the method.

Y1 - Negative effects of the matrix from this sample on the instrument caused values for this analyte in the bracketing continuing calibration verification standard (CCVs) to be outside of 20% acceptance criteria. Because of this, quantitation limits and sample concentrations should be considered estimates.

Z -

ND - Not Detected at PQL
PQL - Practical Quantitation Limit
RPD - Relative Percent Difference

This report pertains to the samples analyzed in accordance with the chain of custody, and is intended only for the use of the individual or company to whom it is addressed.

OnSite Environmental Inc.

Analytical Laboratory Testing Services
14648 NE 95th Street • Redmond, WA 98052
Phone: (425) 883-3881 • www.onsite-env.com

Chain of Custody

Page 1 of 1

Company: GeoEngineers Inc
Project Number: 17613-012-01
Project Name: Mercy Housing - Mt. Baker Dev.
Project Manager: Jacob Letts
Sampled by: Meredith Bush, Max Nelson

Turnaround Request (in working days)

(Check One)

- ☐ Same Day
- ☐ 1 Day
- ☐ 2 Days
- ☐ 3 Days
- ☒ Standard (7 Days)
- ☐ _____ (other)

Laboratory Number: 02-375

Lab ID	Sample Identification	Date Sampled	Time Sampled	Matrix	Number of Containers
1	RI-MW3-5.0	2/27/25	0950	S	5
2	RI-MW3-8.8		1040		
3	RI-MW3-10.5		1045		
4	SDUP-250227		1200		

Lab ID	NWTPH-HCID	NWTPH-Gx/BTEX (8021☐ 8260☐)	NWTPH-Gx	NWTPH-Dx (SG☐ Clean-up☐)	Volatiles 8260	Halogenated Volatiles 8260	EDB EPA 8011 (Waters Only)	Semivolatiles 8270/SIM (with low-level PAHs)	PAHs 8270/SIM (low-level)	PCBs 8082	Organochlorine Pesticides 8081	Organophosphorus Pesticides 8270/SIM	Chlorinated Acid Herbicides 8151	Total RCRA Metals	Total MTCA Metals	TCLP Metals	HEM (oil and grease) 1664	% Moisture
1		✓	X	X	X				X					X				X
2																		
3																		
4																		

	Signature	Company	Date	Time
Relinquished		GEI	2/27/25	1445
Received		SPEEDY	2/28/25	1120
Relinquished		SPEEDY	2/28/25	1248
Received		OSE	2/28/25	1248
Relinquished				
Received				
Reviewed/Date		Reviewed/Date		

Comments/Special Instructions

Data Package: Standard ☐ Level III ☐ Level IV ☐

Chromatograms with final report ☐ Electronic Data Deliverables (EDDs) ☐

File :X:\DIESELS\Vigo\Data\V250303.SEC\0303-V58.D
Operator : LW
Acquired : 3 Mar 2025 13:47 using AcqMethod V241115F.M
Instrument : Vigo
Sample Name: 02-375-02
Misc Info : RearSamp
Vial Number: 58

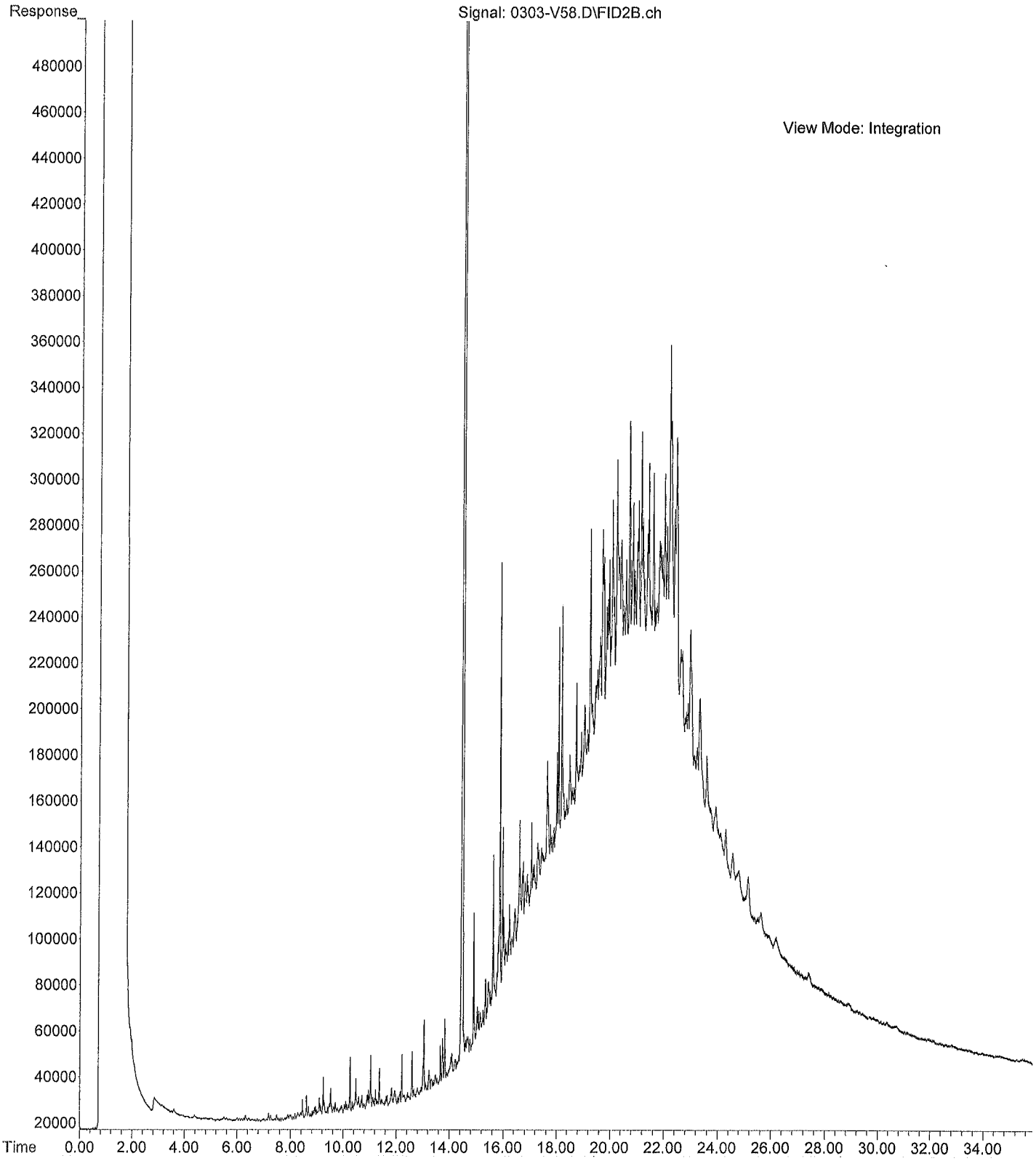

File :X:\DIESELS\Vigo\Data\V250303.SEC\0303-V56.D
Operator : LW
Acquired : 3 Mar 2025 12:24 using AcqMethod V241115F.M
Instrument : Vigo
Sample Name: 02-375-02 SG
Misc Info : RearSamp
Vial Number: 56

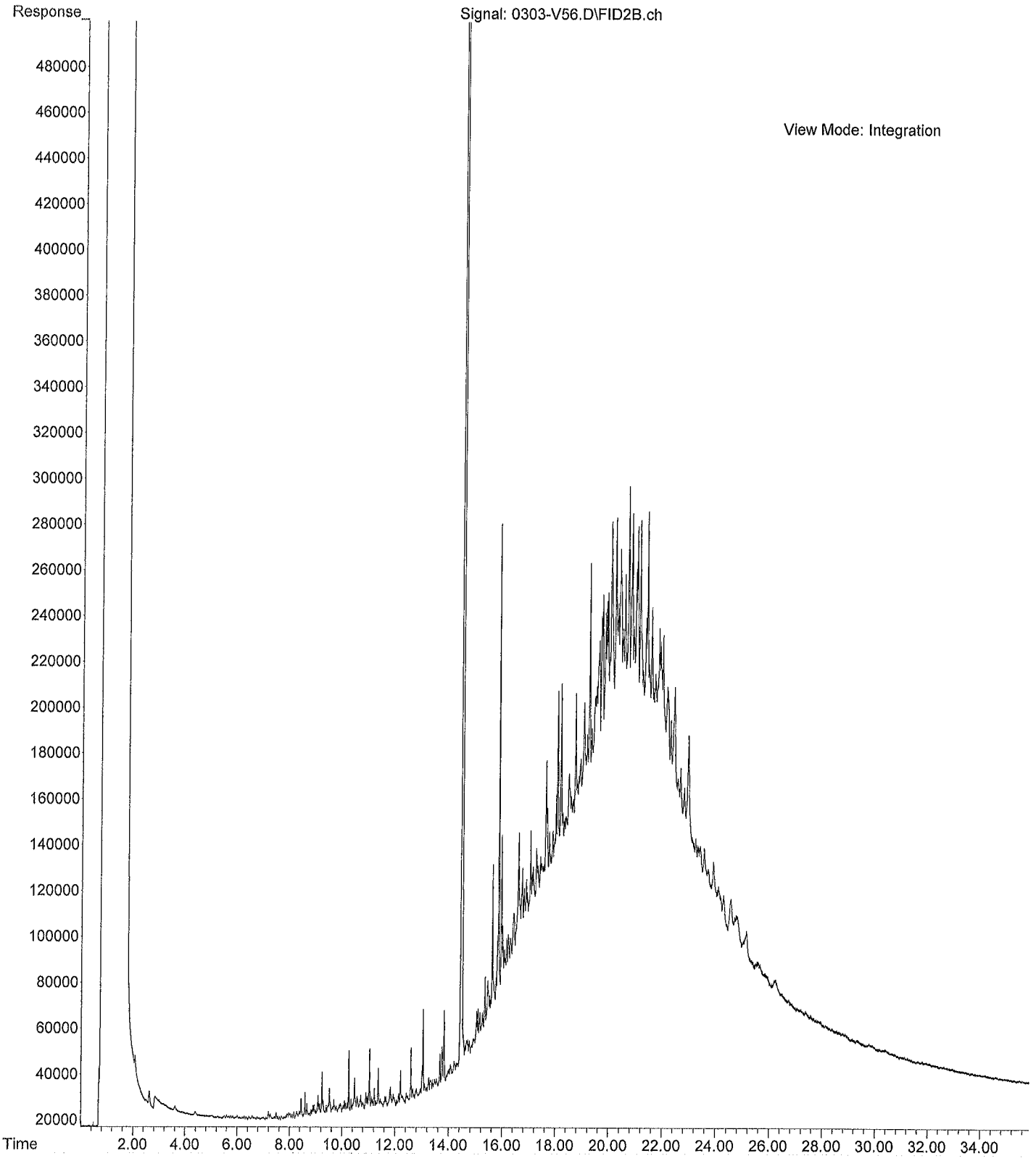

File :X:\DIESELS\Vigo\Data\V250303\0303-V08.D
Operator : LW
Acquired : 3 Mar 2025 13:47 using AcqMethod V241115F.M
Instrument : Vigo
Sample Name: 02-375-03
Misc Info : Sample
Vial Number: 8

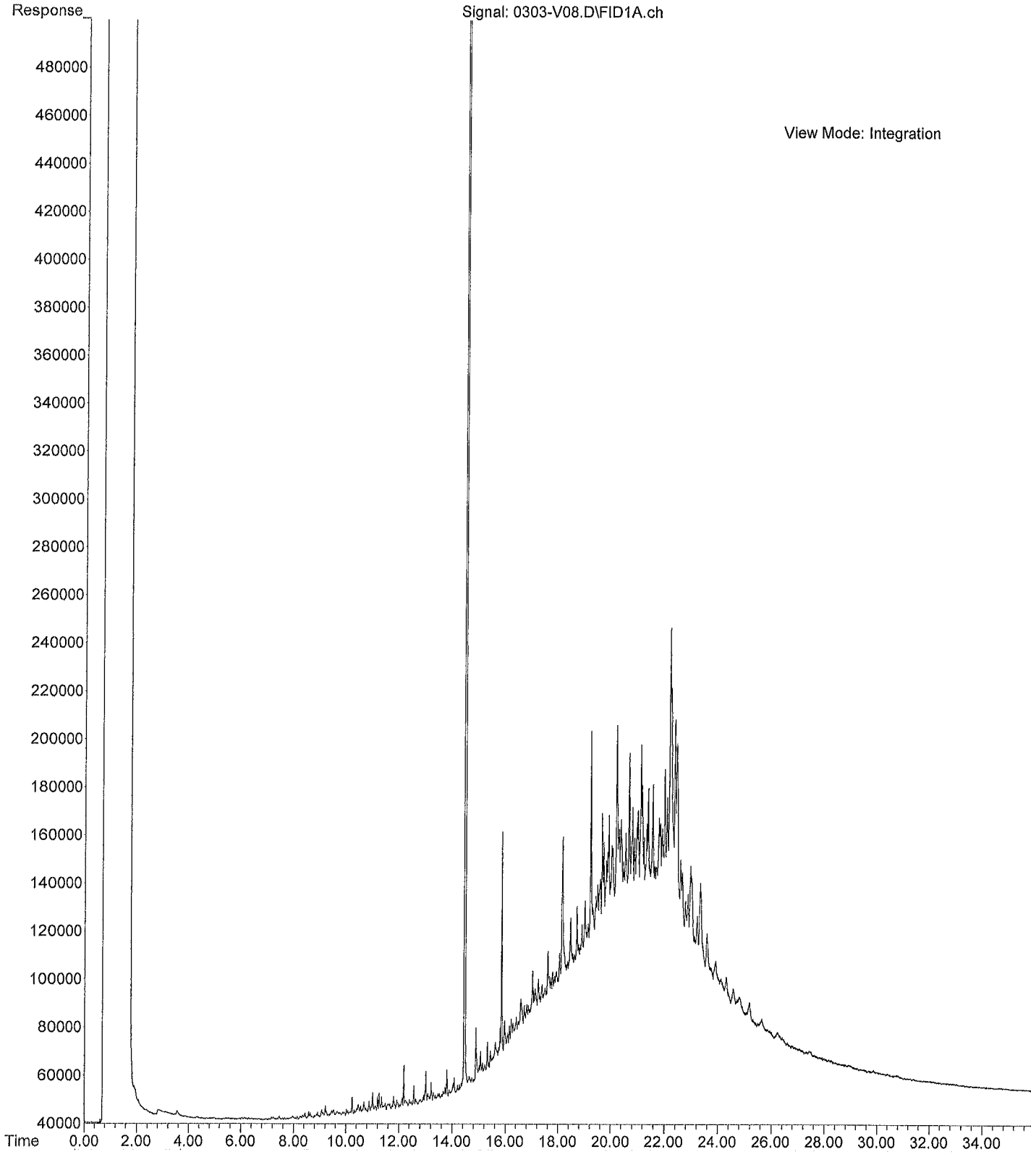

File :X:\DIESELS\Vigo\Data\V250303\0303-V07.D
Operator : LW
Acquired : 3 Mar 2025 13:07 using AcqMethod V241115F.M
Instrument : Vigo
Sample Name: 02-375-03 SG
Misc Info : Sample
Vial Number: 7

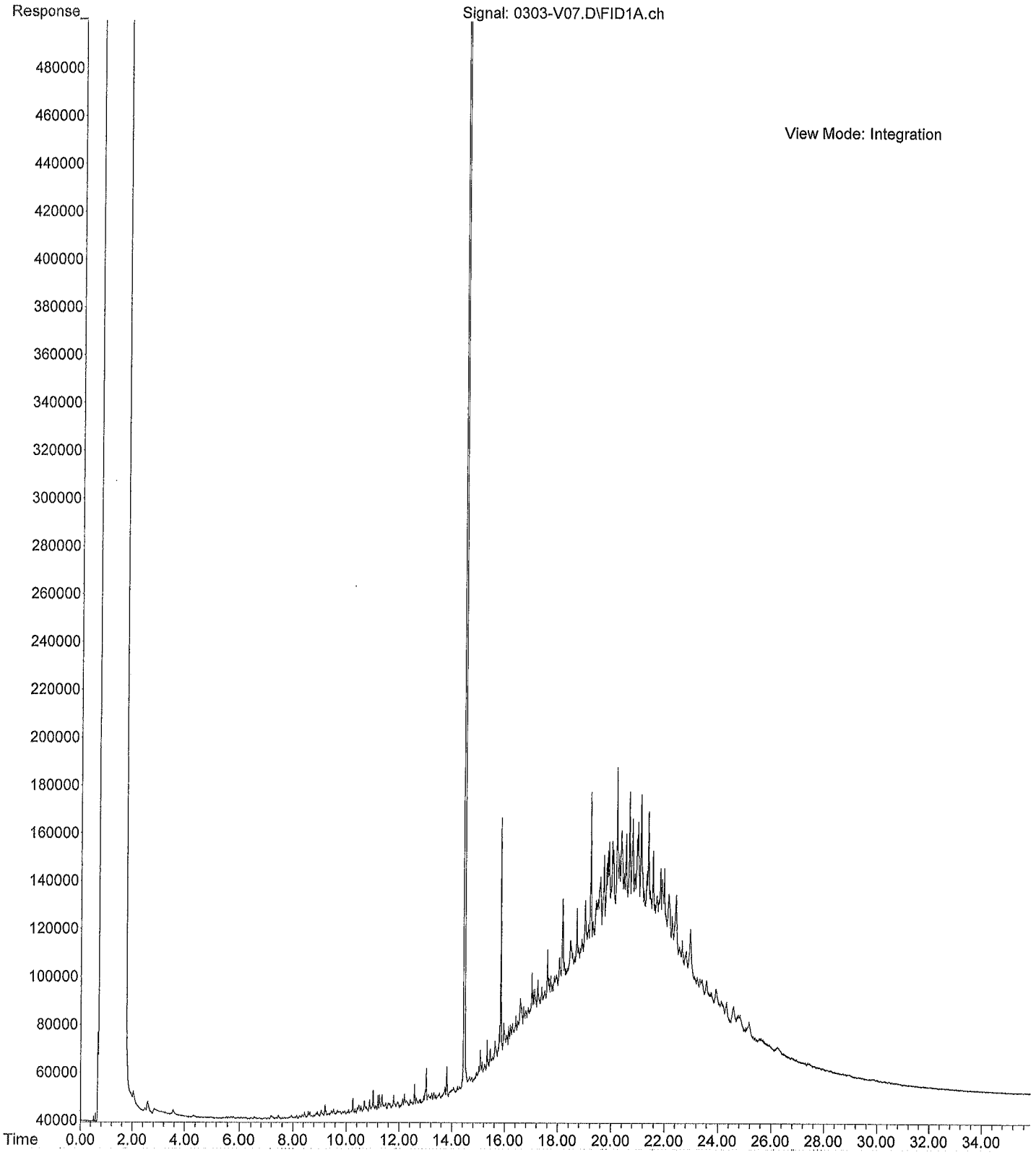

File :X:\DIESELS\Vigo\Data\V250303\0303-V16.D
Operator : LW
Acquired : 3 Mar 2025 19:09 using AcqMethod V241115F.M
Instrument : Vigo
Sample Name: 02-375-04
Misc Info : Sample
Vial Number: 16

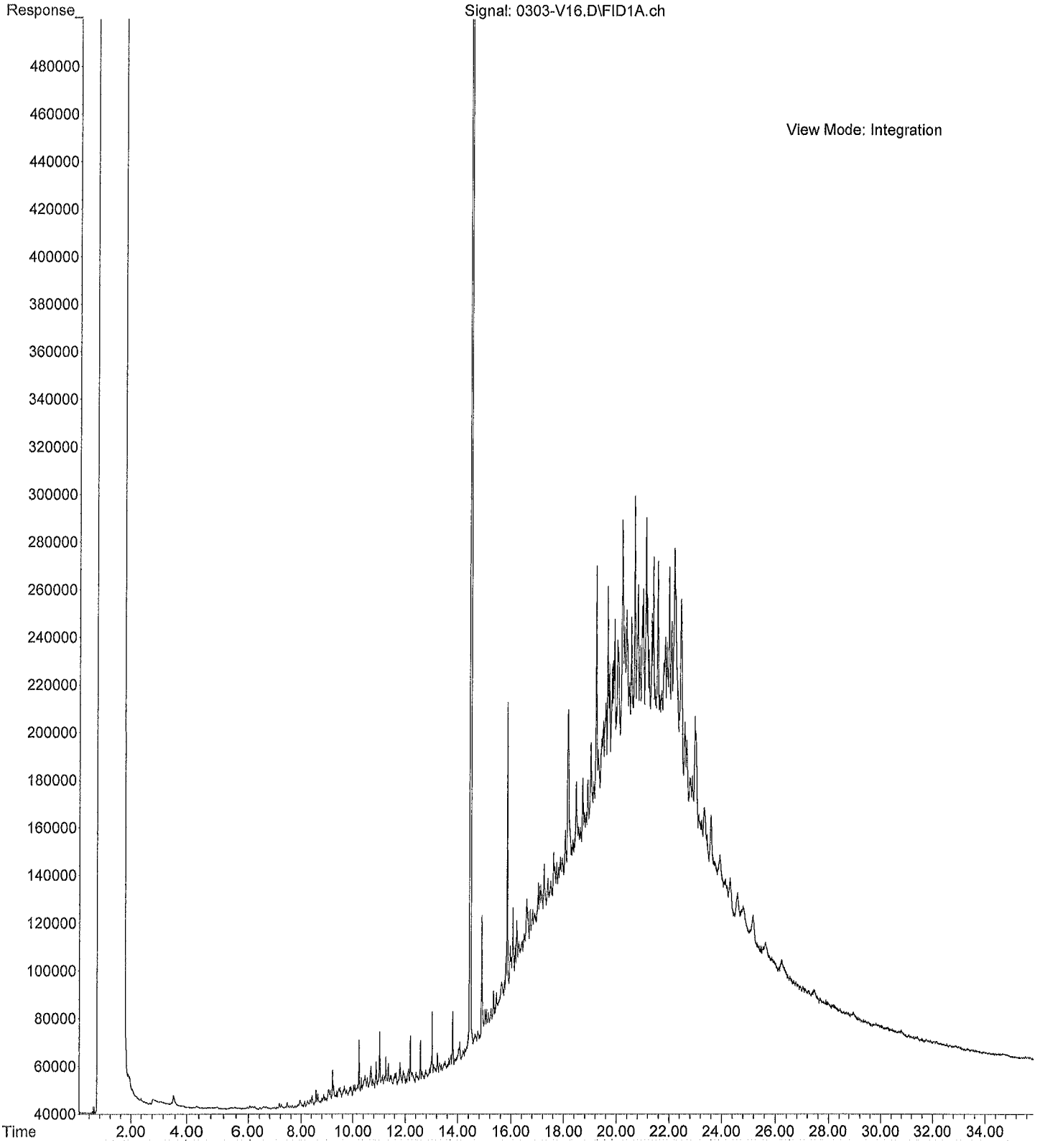

File :X:\DIESELS\Vigo\Data\V250303\0303-V15.D
Operator : LW
Acquired : 3 Mar 2025 18:28 using AcqMethod V241115F.M
Instrument : Vigo
Sample Name: 02-375-04 SG
Misc Info : Sample
Vial Number: 15

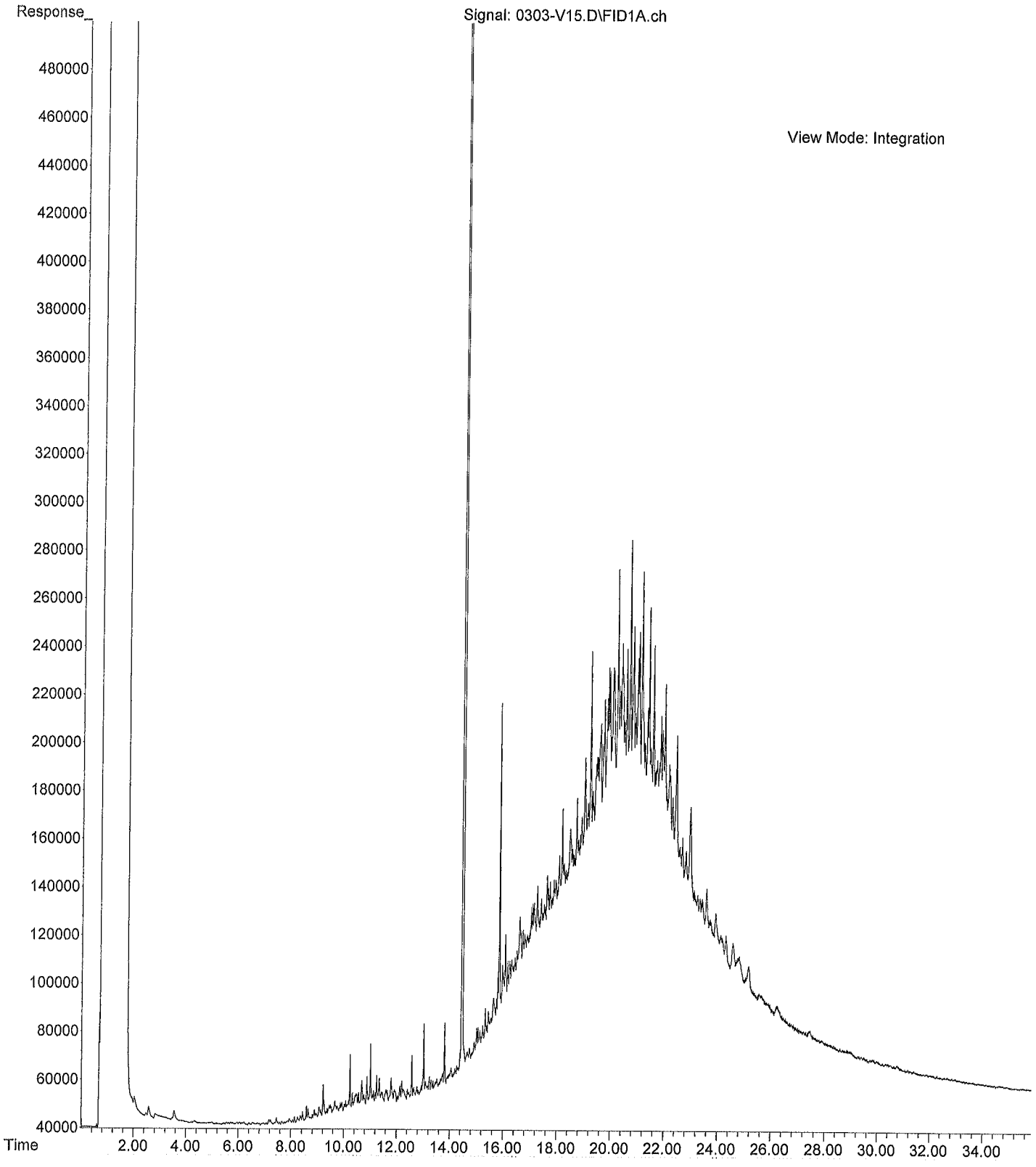

OnSite Environmental Inc.
14648 NE 95th Street, Redmond, WA 98052 • (425) 883-3881

May 9, 2025

Jacob Letts
GeoEngineers, Inc.
1101 Fawcett Avenue South, Suite 200
Tacoma, WA 98402

Re: Analytical Data for Project 17613-012-01
Laboratory Reference No. 2504-466

Dear Jacob:

Enclosed are the analytical results and associated quality control data for samples submitted on April 30, 2025.

The standard policy of OnSite Environmental, Inc. is to store your samples for 30 days from the date of receipt. If you require longer storage, please contact the laboratory.

We appreciate the opportunity to be of service to you on this project. If you have any questions concerning the data, or need additional information, please feel free to call me.

Sincerely,

David Baumeister
Project Manager

Enclosures

This report pertains to the samples analyzed in accordance with the chain of custody,
and is intended only for the use of the individual or company to whom it is addressed.

Date of Report: May 9, 2025
Samples Submitted: April 30, 2025
Laboratory Reference: 2504-466
Project: 17613-012-01

Case Narrative

Samples were collected on April 29 and 30, 2025 and received by the laboratory on April 30, 2025. They were maintained at the laboratory at a temperature of 2°C to 6°C.

Please note that any and all soil sample results are reported on a dry-weight basis, unless otherwise noted below. However the soil results for the QA/QC samples are reported on a wet-weight basis.

General QA/QC issues associated with the analytical data enclosed in this laboratory report will be indicated with a reference to a comment or explanation on the Data Qualifier page. More complex and involved QA/QC issues will be discussed in detail below.

Volatiles EPA 8260D Analysis

The percent recovery for Methylene Chloride is outside the control limits in the Matrix Spike Duplicate. The method allows for a percentage of the compounds to fall outside of the control limits due to the large number of analytes being spiked.

The RPD for Iodomethane and Vinyl Acetate is outside the control limits for the Matrix Spike/Matrix Spike Duplicate. The percent recoveries on both matrix spikes are within recovery limits. The method allows for a percentage of the compounds to fall outside of the control limits due to the large number of analytes being spiked.

Any other QA/QC issues associated with this extraction and analysis will be indicated with a footnote reference and discussed in detail on the Data Qualifier page.

This report pertains to the samples analyzed in accordance with the chain of custody, and is intended only for the use of the individual or company to whom it is addressed.

Date of Report: May 9, 2025
Samples Submitted: April 30, 2025
Laboratory Reference: 2504-466
Project: 17613-012-01

ANALYTICAL REPORT FOR SAMPLES

Client ID	Laboratory ID	Matrix	Date Sampled	Date Received	Notes
RI-MW1-250429	04-466-01	Water	4-29-25	4-30-25	
RI-MW2-250429	04-466-02	Water	4-29-25	4-30-25	
RI-MW3-250429	04-466-03	Water	4-29-25	4-30-25	
RI-MW4-250430	04-466-04	Water	4-30-25	4-30-25	
RI-MW5-250430	04-466-05	Water	4-30-25	4-30-25	
RI-DUP-250429	04-466-06	Water	4-29-25	4-30-25	
TB-250429	04-466-07	Water	---	4-30-25	

This report pertains to the samples analyzed in accordance with the chain of custody, and is intended only for the use of the individual or company to whom it is addressed.

Date of Report: May 9, 2025
Samples Submitted: April 30, 2025
Laboratory Reference: 2504-466
Project: 17613-012-01

GASOLINE RANGE ORGANICS
NWTPH-Gx

Matrix: Water
Units: ug/L (ppb)

Analyte	Result	PQL	Method	Date Prepared	Date Analyzed	Flags
Client ID:	**RI-MW1-250429**					
Laboratory ID:	04-466-01					
Gasoline	**ND**	100	NWTPH-Gx	5-1-25	5-1-25	
Surrogate:	*Percent Recovery*	*Control Limits*				
Fluorobenzene	*82*	*62-122*				
Client ID:	**RI-MW2-250429**					
Laboratory ID:	04-466-02					
Gasoline	**ND**	100	NWTPH-Gx	5-1-25	5-1-25	
Surrogate:	*Percent Recovery*	*Control Limits*				
Fluorobenzene	*82*	*62-122*				
Client ID:	**RI-MW3-250429**					
Laboratory ID:	04-466-03					
Gasoline	**ND**	100	NWTPH-Gx	5-1-25	5-1-25	
Surrogate:	*Percent Recovery*	*Control Limits*				
Fluorobenzene	*81*	*62-122*				
Client ID:	**RI-MW4-250430**					
Laboratory ID:	04-466-04					
Gasoline	**ND**	100	NWTPH-Gx	5-1-25	5-1-25	
Surrogate:	*Percent Recovery*	*Control Limits*				
Fluorobenzene	*82*	*62-122*				
Client ID:	**RI-MW5-250430**					
Laboratory ID:	04-466-05					
Gasoline	**ND**	100	NWTPH-Gx	5-1-25	5-1-25	
Surrogate:	*Percent Recovery*	*Control Limits*				
Fluorobenzene	*82*	*62-122*				
Client ID:	**RI-DUP-250429**					
Laboratory ID:	04-466-06					
Gasoline	**ND**	100	NWTPH-Gx	5-1-25	5-1-25	
Surrogate:	*Percent Recovery*	*Control Limits*				
Fluorobenzene	*82*	*62-122*				

This report pertains to the samples analyzed in accordance with the chain of custody,
and is intended only for the use of the individual or company to whom it is addressed.

Date of Report: May 9, 2025
Samples Submitted: April 30, 2025
Laboratory Reference: 2504-466
Project: 17613-012-01

DIESEL AND HEAVY OIL RANGE ORGANICS
NWTPH-Dx

Matrix: Water
Units: mg/L (ppm)

Analyte	Result	PQL	Method	Date Prepared	Date Analyzed	Flags
Client ID:	**RI-MW1-250429**					
Laboratory ID:	04-466-01					
Diesel Range Organics	**ND**	0.20	NWTPH-Dx	5-5-25	5-5-25	
Lube Oil Range Organics	**ND**	0.20	NWTPH-Dx	5-5-25	5-5-25	
Surrogate:	*Percent Recovery*	*Control Limits*				
o-Terphenyl	*93*	*50-150*				
Client ID:	**RI-MW1-250429**					
Laboratory ID:	04-466-01					
Diesel Range Organics	**ND**	0.20	NWTPH-Dx	5-5-25	5-5-25	X2
Lube Oil Range Organics	**ND**	0.20	NWTPH-Dx	5-5-25	5-5-25	X2
Surrogate:	*Percent Recovery*	*Control Limits*				
o-Terphenyl	*92*	*50-150*				
Client ID:	**RI-MW2-250429**					
Laboratory ID:	04-466-02					
Diesel Range Organics	**ND**	0.20	NWTPH-Dx	5-8-25	5-8-25	
Lube Oil Range Organics	**ND**	0.20	NWTPH-Dx	5-8-25	5-8-25	
Surrogate:	*Percent Recovery*	*Control Limits*				
o-Terphenyl	*76*	*50-150*				
Client ID:	**RI-MW2-250429**					
Laboratory ID:	04-466-02					
Diesel Range Organics	**ND**	0.20	NWTPH-Dx	5-8-25	5-8-25	X2
Lube Oil Range Organics	**ND**	0.20	NWTPH-Dx	5-8-25	5-8-25	X2
Surrogate:	*Percent Recovery*	*Control Limits*				
o-Terphenyl	*77*	*50-150*				
Client ID:	**RI-MW3-250429**					
Laboratory ID:	04-466-03					
Diesel Range Organics	**ND**	0.20	NWTPH-Dx	5-5-25	5-5-25	
Lube Oil Range Organics	**ND**	0.20	NWTPH-Dx	5-5-25	5-5-25	
Surrogate:	*Percent Recovery*	*Control Limits*				
o-Terphenyl	*99*	*50-150*				
Client ID:	**RI-MW3-250429**					
Laboratory ID:	04-466-03					
Diesel Range Organics	**ND**	0.20	NWTPH-Dx	5-5-25	5-5-25	X2
Lube Oil Range Organics	**ND**	0.20	NWTPH-Dx	5-5-25	5-5-25	X2
Surrogate:	*Percent Recovery*	*Control Limits*				
o-Terphenyl	*94*	*50-150*				

This report pertains to the samples analyzed in accordance with the chain of custody, and is intended only for the use of the individual or company to whom it is addressed.

Date of Report: May 9, 2025
Samples Submitted: April 30, 2025
Laboratory Reference: 2504-466
Project: 17613-012-01

DIESEL AND HEAVY OIL RANGE ORGANICS
NWTPH-Dx

Matrix: Water
Units: mg/L (ppm)

Analyte	Result	PQL	Method	Date Prepared	Date Analyzed	Flags
Client ID:	**RI-MW4-250430**					
Laboratory ID:	04-466-04					
Diesel Range Organics	**ND**	0.20	NWTPH-Dx	5-5-25	5-5-25	
Lube Oil Range Organics	**ND**	0.20	NWTPH-Dx	5-5-25	5-5-25	
Surrogate:	*Percent Recovery*	*Control Limits*				
o-Terphenyl	*111*	*50-150*				
Client ID:	**RI-MW4-250430**					
Laboratory ID:	04-466-04					
Diesel Range Organics	**ND**	0.20	NWTPH-Dx	5-5-25	5-5-25	X2
Lube Oil Range Organics	**ND**	0.20	NWTPH-Dx	5-5-25	5-5-25	X2
Surrogate:	*Percent Recovery*	*Control Limits*				
o-Terphenyl	*108*	*50-150*				
Client ID:	**RI-MW5-250430**					
Laboratory ID:	04-466-05					
Diesel Range Organics	**ND**	0.20	NWTPH-Dx	5-5-25	5-5-25	
Lube Oil Range Organics	**ND**	0.20	NWTPH-Dx	5-5-25	5-5-25	
Surrogate:	*Percent Recovery*	*Control Limits*				
o-Terphenyl	*111*	*50-150*				
Client ID:	**RI-MW5-250430**					
Laboratory ID:	04-466-05					
Diesel Range Organics	**ND**	0.20	NWTPH-Dx	5-5-25	5-5-25	X2
Lube Oil Range Organics	**ND**	0.20	NWTPH-Dx	5-5-25	5-5-25	X2
Surrogate:	*Percent Recovery*	*Control Limits*				
o-Terphenyl	*113*	*50-150*				
Client ID:	**RI-DUP-250429**					
Laboratory ID:	04-466-06					
Diesel Range Organics	**ND**	0.20	NWTPH-Dx	5-5-25	5-5-25	
Lube Oil Range Organics	**ND**	0.20	NWTPH-Dx	5-5-25	5-5-25	
Surrogate:	*Percent Recovery*	*Control Limits*				
o-Terphenyl	*93*	*50-150*				
Client ID:	**RI-DUP-250429**					
Laboratory ID:	04-466-06					
Diesel Range Organics	**ND**	0.20	NWTPH-Dx	5-5-25	5-5-25	X2
Lube Oil Range Organics	**ND**	0.20	NWTPH-Dx	5-5-25	5-5-25	X2
Surrogate:	*Percent Recovery*	*Control Limits*				
o-Terphenyl	*90*	*50-150*				

This report pertains to the samples analyzed in accordance with the chain of custody, and is intended only for the use of the individual or company to whom it is addressed.

Date of Report: May 9, 2025
Samples Submitted: April 30, 2025
Laboratory Reference: 2504-466
Project: 17613-012-01

VOLATILE ORGANICS EPA 8260D
page 1 of 2

Matrix: Water
Units: ug/L

Analyte	Result	PQL	Method	Date Prepared	Date Analyzed	Flags
Client ID:	**RI-MW1-250429**					
Laboratory ID:	04-466-01					
Dichlorodifluoromethane	ND	0.20	EPA 8260D	5-1-25	5-1-25	
Chloromethane	ND	1.0	EPA 8260D	5-1-25	5-1-25	
Vinyl Chloride	ND	0.20	EPA 8260D	5-1-25	5-1-25	
Bromomethane	ND	1.0	EPA 8260D	5-1-25	5-1-25	
Chloroethane	ND	1.0	EPA 8260D	5-1-25	5-1-25	
Trichlorofluoromethane	ND	0.20	EPA 8260D	5-1-25	5-1-25	
1,1-Dichloroethene	ND	0.20	EPA 8260D	5-1-25	5-1-25	
Acetone	ND	5.0	EPA 8260D	5-1-25	5-1-25	
Iodomethane	ND	1.6	EPA 8260D	5-1-25	5-1-25	
Carbon Disulfide	ND	0.30	EPA 8260D	5-1-25	5-1-25	
Methylene Chloride	ND	1.0	EPA 8260D	5-1-25	5-1-25	
(trans) 1,2-Dichloroethene	ND	0.20	EPA 8260D	5-1-25	5-1-25	
Methyl t-Butyl Ether	ND	0.20	EPA 8260D	5-1-25	5-1-25	
1,1-Dichloroethane	ND	0.20	EPA 8260D	5-1-25	5-1-25	
Vinyl Acetate	ND	1.6	EPA 8260D	5-1-25	5-1-25	
2,2-Dichloropropane	ND	0.20	EPA 8260D	5-1-25	5-1-25	
(cis) 1,2-Dichloroethene	ND	0.20	EPA 8260D	5-1-25	5-1-25	
2-Butanone	ND	5.0	EPA 8260D	5-1-25	5-1-25	
Bromochloromethane	ND	0.20	EPA 8260D	5-1-25	5-1-25	
Chloroform	ND	0.20	EPA 8260D	5-1-25	5-1-25	
1,1,1-Trichloroethane	ND	0.20	EPA 8260D	5-1-25	5-1-25	
Carbon Tetrachloride	ND	0.20	EPA 8260D	5-1-25	5-1-25	
1,1-Dichloropropene	ND	0.20	EPA 8260D	5-1-25	5-1-25	
Benzene	ND	0.20	EPA 8260D	5-1-25	5-1-25	
1,2-Dichloroethane	ND	0.20	EPA 8260D	5-1-25	5-1-25	
Trichloroethene	ND	0.20	EPA 8260D	5-1-25	5-1-25	
1,2-Dichloropropane	ND	0.20	EPA 8260D	5-1-25	5-1-25	
Dibromomethane	ND	0.20	EPA 8260D	5-1-25	5-1-25	
Bromodichloromethane	ND	0.20	EPA 8260D	5-1-25	5-1-25	
(cis) 1,3-Dichloropropene	ND	0.20	EPA 8260D	5-1-25	5-1-25	
Methyl Isobutyl Ketone	ND	2.0	EPA 8260D	5-1-25	5-1-25	
Toluene	ND	1.0	EPA 8260D	5-1-25	5-1-25	
(trans) 1,3-Dichloropropene	ND	0.20	EPA 8260D	5-1-25	5-1-25	

This report pertains to the samples analyzed in accordance with the chain of custody,
and is intended only for the use of the individual or company to whom it is addressed.

Date of Report: May 9, 2025
Samples Submitted: April 30, 2025
Laboratory Reference: 2504-466
Project: 17613-012-01

VOLATILE ORGANICS EPA 8260D
page 2 of 2

Analyte	Result	PQL	Method	Date Prepared	Date Analyzed	Flags
Client ID:	**RI-MW1-250429**					
Laboratory ID:	04-466-01					
1,1,2-Trichloroethane	ND	0.20	EPA 8260D	5-1-25	5-1-25	
Tetrachloroethene	0.21	0.20	EPA 8260D	5-1-25	5-1-25	
1,3-Dichloropropane	ND	0.20	EPA 8260D	5-1-25	5-1-25	
2-Hexanone	ND	2.0	EPA 8260D	5-1-25	5-1-25	
Dibromochloromethane	ND	0.20	EPA 8260D	5-1-25	5-1-25	
1,2-Dibromoethane	ND	0.20	EPA 8260D	5-1-25	5-1-25	
Chlorobenzene	ND	0.20	EPA 8260D	5-1-25	5-1-25	
1,1,1,2-Tetrachloroethane	ND	0.20	EPA 8260D	5-1-25	5-1-25	
Ethylbenzene	ND	0.20	EPA 8260D	5-1-25	5-1-25	
m,p-Xylene	ND	0.40	EPA 8260D	5-1-25	5-1-25	
o-Xylene	ND	0.20	EPA 8260D	5-1-25	5-1-25	
Styrene	ND	0.20	EPA 8260D	5-1-25	5-1-25	
Bromoform	ND	1.0	EPA 8260D	5-1-25	5-1-25	
Isopropylbenzene	ND	0.20	EPA 8260D	5-1-25	5-1-25	
Bromobenzene	ND	0.20	EPA 8260D	5-1-25	5-1-25	
1,1,2,2-Tetrachloroethane	ND	0.20	EPA 8260D	5-1-25	5-1-25	
1,2,3-Trichloropropane	ND	0.20	EPA 8260D	5-1-25	5-1-25	
n-Propylbenzene	ND	0.20	EPA 8260D	5-1-25	5-1-25	
2-Chlorotoluene	ND	0.20	EPA 8260D	5-1-25	5-1-25	
4-Chlorotoluene	ND	0.20	EPA 8260D	5-1-25	5-1-25	
1,3,5-Trimethylbenzene	ND	0.20	EPA 8260D	5-1-25	5-1-25	
tert-Butylbenzene	ND	0.20	EPA 8260D	5-1-25	5-1-25	
1,2,4-Trimethylbenzene	ND	0.20	EPA 8260D	5-1-25	5-1-25	
sec-Butylbenzene	ND	0.20	EPA 8260D	5-1-25	5-1-25	
1,3-Dichlorobenzene	ND	0.20	EPA 8260D	5-1-25	5-1-25	
p-Isopropyltoluene	ND	0.20	EPA 8260D	5-1-25	5-1-25	
1,4-Dichlorobenzene	ND	0.20	EPA 8260D	5-1-25	5-1-25	
1,2-Dichlorobenzene	ND	0.20	EPA 8260D	5-1-25	5-1-25	
n-Butylbenzene	ND	0.20	EPA 8260D	5-1-25	5-1-25	
1,2-Dibromo-3-chloropropane	ND	1.0	EPA 8260D	5-1-25	5-1-25	
1,2,4-Trichlorobenzene	ND	0.20	EPA 8260D	5-1-25	5-1-25	
Hexachlorobutadiene	ND	1.0	EPA 8260D	5-1-25	5-1-25	
Naphthalene	ND	1.0	EPA 8260D	5-1-25	5-1-25	
1,2,3-Trichlorobenzene	ND	1.3	EPA 8260D	5-1-25	5-1-25	
Surrogate:	*Percent Recovery*	*Control Limits*				
Dibromofluoromethane	*100*	*68-133*				
Toluene-d8	*104*	*79-123*				
4-Bromofluorobenzene	*106*	*78-117*				

This report pertains to the samples analyzed in accordance with the chain of custody, and is intended only for the use of the individual or company to whom it is addressed.

Date of Report: May 9, 2025
Samples Submitted: April 30, 2025
Laboratory Reference: 2504-466
Project: 17613-012-01

VOLATILE ORGANICS EPA 8260D
page 1 of 2

Matrix: Water
Units: ug/L

Analyte	Result	PQL	Method	Date Prepared	Date Analyzed	Flags
Client ID:	**RI-MW2-250429**					
Laboratory ID:	04-466-02					
Dichlorodifluoromethane	ND	0.20	EPA 8260D	5-1-25	5-1-25	
Chloromethane	ND	1.0	EPA 8260D	5-1-25	5-1-25	
Vinyl Chloride	ND	0.20	EPA 8260D	5-1-25	5-1-25	
Bromomethane	ND	1.0	EPA 8260D	5-1-25	5-1-25	
Chloroethane	ND	1.0	EPA 8260D	5-1-25	5-1-25	
Trichlorofluoromethane	ND	0.20	EPA 8260D	5-1-25	5-1-25	
1,1-Dichloroethene	ND	0.20	EPA 8260D	5-1-25	5-1-25	
Acetone	ND	5.0	EPA 8260D	5-1-25	5-1-25	
Iodomethane	ND	1.6	EPA 8260D	5-1-25	5-1-25	
Carbon Disulfide	ND	0.30	EPA 8260D	5-1-25	5-1-25	
Methylene Chloride	ND	1.0	EPA 8260D	5-1-25	5-1-25	
(trans) 1,2-Dichloroethene	ND	0.20	EPA 8260D	5-1-25	5-1-25	
Methyl t-Butyl Ether	ND	0.20	EPA 8260D	5-1-25	5-1-25	
1,1-Dichloroethane	ND	0.20	EPA 8260D	5-1-25	5-1-25	
Vinyl Acetate	ND	1.6	EPA 8260D	5-1-25	5-1-25	
2,2-Dichloropropane	ND	0.20	EPA 8260D	5-1-25	5-1-25	
(cis) 1,2-Dichloroethene	ND	0.20	EPA 8260D	5-1-25	5-1-25	
2-Butanone	ND	5.0	EPA 8260D	5-1-25	5-1-25	
Bromochloromethane	ND	0.20	EPA 8260D	5-1-25	5-1-25	
Chloroform	ND	0.20	EPA 8260D	5-1-25	5-1-25	
1,1,1-Trichloroethane	ND	0.20	EPA 8260D	5-1-25	5-1-25	
Carbon Tetrachloride	ND	0.20	EPA 8260D	5-1-25	5-1-25	
1,1-Dichloropropene	ND	0.20	EPA 8260D	5-1-25	5-1-25	
Benzene	ND	0.20	EPA 8260D	5-1-25	5-1-25	
1,2-Dichloroethane	ND	0.20	EPA 8260D	5-1-25	5-1-25	
Trichloroethene	ND	0.20	EPA 8260D	5-1-25	5-1-25	
1,2-Dichloropropane	ND	0.20	EPA 8260D	5-1-25	5-1-25	
Dibromomethane	ND	0.20	EPA 8260D	5-1-25	5-1-25	
Bromodichloromethane	ND	0.20	EPA 8260D	5-1-25	5-1-25	
(cis) 1,3-Dichloropropene	ND	0.20	EPA 8260D	5-1-25	5-1-25	
Methyl Isobutyl Ketone	ND	2.0	EPA 8260D	5-1-25	5-1-25	
Toluene	ND	1.0	EPA 8260D	5-1-25	5-1-25	
(trans) 1,3-Dichloropropene	ND	0.20	EPA 8260D	5-1-25	5-1-25	

This report pertains to the samples analyzed in accordance with the chain of custody,
and is intended only for the use of the individual or company to whom it is addressed.

Date of Report: May 9, 2025
Samples Submitted: April 30, 2025
Laboratory Reference: 2504-466
Project: 17613-012-01

VOLATILE ORGANICS EPA 8260D
page 2 of 2

Analyte	Result	PQL	Method	Date Prepared	Date Analyzed	Flags
Client ID:	**RI-MW2-250429**					
Laboratory ID:	04-466-02					
1,1,2-Trichloroethane	ND	0.20	EPA 8260D	5-1-25	5-1-25	
Tetrachloroethene	ND	0.20	EPA 8260D	5-1-25	5-1-25	
1,3-Dichloropropane	ND	0.20	EPA 8260D	5-1-25	5-1-25	
2-Hexanone	ND	2.0	EPA 8260D	5-1-25	5-1-25	
Dibromochloromethane	ND	0.20	EPA 8260D	5-1-25	5-1-25	
1,2-Dibromoethane	ND	0.20	EPA 8260D	5-1-25	5-1-25	
Chlorobenzene	ND	0.20	EPA 8260D	5-1-25	5-1-25	
1,1,1,2-Tetrachloroethane	ND	0.20	EPA 8260D	5-1-25	5-1-25	
Ethylbenzene	ND	0.20	EPA 8260D	5-1-25	5-1-25	
m,p-Xylene	ND	0.40	EPA 8260D	5-1-25	5-1-25	
o-Xylene	ND	0.20	EPA 8260D	5-1-25	5-1-25	
Styrene	ND	0.20	EPA 8260D	5-1-25	5-1-25	
Bromoform	ND	1.0	EPA 8260D	5-1-25	5-1-25	
Isopropylbenzene	ND	0.20	EPA 8260D	5-1-25	5-1-25	
Bromobenzene	ND	0.20	EPA 8260D	5-1-25	5-1-25	
1,1,2,2-Tetrachloroethane	ND	0.20	EPA 8260D	5-1-25	5-1-25	
1,2,3-Trichloropropane	ND	0.20	EPA 8260D	5-1-25	5-1-25	
n-Propylbenzene	ND	0.20	EPA 8260D	5-1-25	5-1-25	
2-Chlorotoluene	ND	0.20	EPA 8260D	5-1-25	5-1-25	
4-Chlorotoluene	ND	0.20	EPA 8260D	5-1-25	5-1-25	
1,3,5-Trimethylbenzene	ND	0.20	EPA 8260D	5-1-25	5-1-25	
tert-Butylbenzene	ND	0.20	EPA 8260D	5-1-25	5-1-25	
1,2,4-Trimethylbenzene	ND	0.20	EPA 8260D	5-1-25	5-1-25	
sec-Butylbenzene	ND	0.20	EPA 8260D	5-1-25	5-1-25	
1,3-Dichlorobenzene	ND	0.20	EPA 8260D	5-1-25	5-1-25	
p-Isopropyltoluene	ND	0.20	EPA 8260D	5-1-25	5-1-25	
1,4-Dichlorobenzene	ND	0.20	EPA 8260D	5-1-25	5-1-25	
1,2-Dichlorobenzene	ND	0.20	EPA 8260D	5-1-25	5-1-25	
n-Butylbenzene	ND	0.20	EPA 8260D	5-1-25	5-1-25	
1,2-Dibromo-3-chloropropane	ND	1.0	EPA 8260D	5-1-25	5-1-25	
1,2,4-Trichlorobenzene	ND	0.20	EPA 8260D	5-1-25	5-1-25	
Hexachlorobutadiene	ND	1.0	EPA 8260D	5-1-25	5-1-25	
Naphthalene	ND	1.0	EPA 8260D	5-1-25	5-1-25	
1,2,3-Trichlorobenzene	ND	1.3	EPA 8260D	5-1-25	5-1-25	
Surrogate:	*Percent Recovery*	*Control Limits*				
Dibromofluoromethane	*101*	*68-133*				
Toluene-d8	*104*	*79-123*				
4-Bromofluorobenzene	*107*	*78-117*				

This report pertains to the samples analyzed in accordance with the chain of custody, and is intended only for the use of the individual or company to whom it is addressed.

Date of Report: May 9, 2025
Samples Submitted: April 30, 2025
Laboratory Reference: 2504-466
Project: 17613-012-01

VOLATILE ORGANICS EPA 8260D
page 1 of 2

Matrix: Water
Units: ug/L

Analyte	Result	PQL	Method	Date Prepared	Date Analyzed	Flags
Client ID:	**RI-MW3-250429**					
Laboratory ID:	04-466-03					
Dichlorodifluoromethane	ND	0.20	EPA 8260D	5-1-25	5-1-25	
Chloromethane	ND	1.0	EPA 8260D	5-1-25	5-1-25	
Vinyl Chloride	ND	0.20	EPA 8260D	5-1-25	5-1-25	
Bromomethane	ND	1.0	EPA 8260D	5-1-25	5-1-25	
Chloroethane	ND	1.0	EPA 8260D	5-1-25	5-1-25	
Trichlorofluoromethane	ND	0.20	EPA 8260D	5-1-25	5-1-25	
1,1-Dichloroethene	ND	0.20	EPA 8260D	5-1-25	5-1-25	
Acetone	ND	5.0	EPA 8260D	5-1-25	5-1-25	
Iodomethane	ND	1.6	EPA 8260D	5-1-25	5-1-25	
Carbon Disulfide	ND	0.30	EPA 8260D	5-1-25	5-1-25	
Methylene Chloride	ND	1.0	EPA 8260D	5-1-25	5-1-25	
(trans) 1,2-Dichloroethene	ND	0.20	EPA 8260D	5-1-25	5-1-25	
Methyl t-Butyl Ether	ND	0.20	EPA 8260D	5-1-25	5-1-25	
1,1-Dichloroethane	ND	0.20	EPA 8260D	5-1-25	5-1-25	
Vinyl Acetate	ND	1.6	EPA 8260D	5-1-25	5-1-25	
2,2-Dichloropropane	ND	0.20	EPA 8260D	5-1-25	5-1-25	
(cis) 1,2-Dichloroethene	ND	0.20	EPA 8260D	5-1-25	5-1-25	
2-Butanone	ND	5.0	EPA 8260D	5-1-25	5-1-25	
Bromochloromethane	ND	0.20	EPA 8260D	5-1-25	5-1-25	
Chloroform	ND	0.20	EPA 8260D	5-1-25	5-1-25	
1,1,1-Trichloroethane	ND	0.20	EPA 8260D	5-1-25	5-1-25	
Carbon Tetrachloride	ND	0.20	EPA 8260D	5-1-25	5-1-25	
1,1-Dichloropropene	ND	0.20	EPA 8260D	5-1-25	5-1-25	
Benzene	ND	0.20	EPA 8260D	5-1-25	5-1-25	
1,2-Dichloroethane	ND	0.20	EPA 8260D	5-1-25	5-1-25	
Trichloroethene	ND	0.20	EPA 8260D	5-1-25	5-1-25	
1,2-Dichloropropane	ND	0.20	EPA 8260D	5-1-25	5-1-25	
Dibromomethane	ND	0.20	EPA 8260D	5-1-25	5-1-25	
Bromodichloromethane	ND	0.20	EPA 8260D	5-1-25	5-1-25	
(cis) 1,3-Dichloropropene	ND	0.20	EPA 8260D	5-1-25	5-1-25	
Methyl Isobutyl Ketone	ND	2.0	EPA 8260D	5-1-25	5-1-25	
Toluene	ND	1.0	EPA 8260D	5-1-25	5-1-25	
(trans) 1,3-Dichloropropene	ND	0.20	EPA 8260D	5-1-25	5-1-25	

This report pertains to the samples analyzed in accordance with the chain of custody,
and is intended only for the use of the individual or company to whom it is addressed.

Date of Report: May 9, 2025
Samples Submitted: April 30, 2025
Laboratory Reference: 2504-466
Project: 17613-012-01

VOLATILE ORGANICS EPA 8260D
page 2 of 2

Analyte	Result	PQL	Method	Date Prepared	Date Analyzed	Flags
Client ID:	**RI-MW3-250429**					
Laboratory ID:	04-466-03					
1,1,2-Trichloroethane	ND	0.20	EPA 8260D	5-1-25	5-1-25	
Tetrachloroethene	0.67	0.20	EPA 8260D	5-1-25	5-1-25	
1,3-Dichloropropane	ND	0.20	EPA 8260D	5-1-25	5-1-25	
2-Hexanone	ND	2.0	EPA 8260D	5-1-25	5-1-25	
Dibromochloromethane	ND	0.20	EPA 8260D	5-1-25	5-1-25	
1,2-Dibromoethane	ND	0.20	EPA 8260D	5-1-25	5-1-25	
Chlorobenzene	ND	0.20	EPA 8260D	5-1-25	5-1-25	
1,1,1,2-Tetrachloroethane	ND	0.20	EPA 8260D	5-1-25	5-1-25	
Ethylbenzene	ND	0.20	EPA 8260D	5-1-25	5-1-25	
m,p-Xylene	ND	0.40	EPA 8260D	5-1-25	5-1-25	
o-Xylene	ND	0.20	EPA 8260D	5-1-25	5-1-25	
Styrene	ND	0.20	EPA 8260D	5-1-25	5-1-25	
Bromoform	ND	1.0	EPA 8260D	5-1-25	5-1-25	
Isopropylbenzene	ND	0.20	EPA 8260D	5-1-25	5-1-25	
Bromobenzene	ND	0.20	EPA 8260D	5-1-25	5-1-25	
1,1,2,2-Tetrachloroethane	ND	0.20	EPA 8260D	5-1-25	5-1-25	
1,2,3-Trichloropropane	ND	0.20	EPA 8260D	5-1-25	5-1-25	
n-Propylbenzene	ND	0.20	EPA 8260D	5-1-25	5-1-25	
2-Chlorotoluene	ND	0.20	EPA 8260D	5-1-25	5-1-25	
4-Chlorotoluene	ND	0.20	EPA 8260D	5-1-25	5-1-25	
1,3,5-Trimethylbenzene	ND	0.20	EPA 8260D	5-1-25	5-1-25	
tert-Butylbenzene	ND	0.20	EPA 8260D	5-1-25	5-1-25	
1,2,4-Trimethylbenzene	ND	0.20	EPA 8260D	5-1-25	5-1-25	
sec-Butylbenzene	ND	0.20	EPA 8260D	5-1-25	5-1-25	
1,3-Dichlorobenzene	ND	0.20	EPA 8260D	5-1-25	5-1-25	
p-Isopropyltoluene	ND	0.20	EPA 8260D	5-1-25	5-1-25	
1,4-Dichlorobenzene	ND	0.20	EPA 8260D	5-1-25	5-1-25	
1,2-Dichlorobenzene	ND	0.20	EPA 8260D	5-1-25	5-1-25	
n-Butylbenzene	ND	0.20	EPA 8260D	5-1-25	5-1-25	
1,2-Dibromo-3-chloropropane	ND	1.0	EPA 8260D	5-1-25	5-1-25	
1,2,4-Trichlorobenzene	ND	0.20	EPA 8260D	5-1-25	5-1-25	
Hexachlorobutadiene	ND	1.0	EPA 8260D	5-1-25	5-1-25	
Naphthalene	ND	1.0	EPA 8260D	5-1-25	5-1-25	
1,2,3-Trichlorobenzene	ND	1.3	EPA 8260D	5-1-25	5-1-25	
Surrogate:	*Percent Recovery*	*Control Limits*				
Dibromofluoromethane	*101*	*68-133*				
Toluene-d8	*105*	*79-123*				
4-Bromofluorobenzene	*107*	*78-117*				

This report pertains to the samples analyzed in accordance with the chain of custody, and is intended only for the use of the individual or company to whom it is addressed.

Date of Report: May 9, 2025
Samples Submitted: April 30, 2025
Laboratory Reference: 2504-466
Project: 17613-012-01

VOLATILE ORGANICS EPA 8260D
page 1 of 2

Matrix: Water
Units: ug/L

Analyte	Result	PQL	Method	Date Prepared	Date Analyzed	Flags
Client ID:	**RI-MW4-250430**					
Laboratory ID:	04-466-04					
Dichlorodifluoromethane	ND	0.20	EPA 8260D	5-1-25	5-1-25	
Chloromethane	ND	1.0	EPA 8260D	5-1-25	5-1-25	
Vinyl Chloride	ND	0.20	EPA 8260D	5-1-25	5-1-25	
Bromomethane	ND	1.0	EPA 8260D	5-1-25	5-1-25	
Chloroethane	ND	1.0	EPA 8260D	5-1-25	5-1-25	
Trichlorofluoromethane	ND	0.20	EPA 8260D	5-1-25	5-1-25	
1,1-Dichloroethene	ND	0.20	EPA 8260D	5-1-25	5-1-25	
Acetone	ND	5.0	EPA 8260D	5-1-25	5-1-25	
Iodomethane	ND	1.6	EPA 8260D	5-1-25	5-1-25	
Carbon Disulfide	ND	0.30	EPA 8260D	5-1-25	5-1-25	
Methylene Chloride	ND	1.0	EPA 8260D	5-1-25	5-1-25	
(trans) 1,2-Dichloroethene	ND	0.20	EPA 8260D	5-1-25	5-1-25	
Methyl t-Butyl Ether	ND	0.20	EPA 8260D	5-1-25	5-1-25	
1,1-Dichloroethane	ND	0.20	EPA 8260D	5-1-25	5-1-25	
Vinyl Acetate	ND	1.6	EPA 8260D	5-1-25	5-1-25	
2,2-Dichloropropane	ND	0.20	EPA 8260D	5-1-25	5-1-25	
(cis) 1,2-Dichloroethene	ND	0.20	EPA 8260D	5-1-25	5-1-25	
2-Butanone	ND	5.0	EPA 8260D	5-1-25	5-1-25	
Bromochloromethane	ND	0.20	EPA 8260D	5-1-25	5-1-25	
Chloroform	ND	0.20	EPA 8260D	5-1-25	5-1-25	
1,1,1-Trichloroethane	ND	0.20	EPA 8260D	5-1-25	5-1-25	
Carbon Tetrachloride	ND	0.20	EPA 8260D	5-1-25	5-1-25	
1,1-Dichloropropene	ND	0.20	EPA 8260D	5-1-25	5-1-25	
Benzene	ND	0.20	EPA 8260D	5-1-25	5-1-25	
1,2-Dichloroethane	ND	0.20	EPA 8260D	5-1-25	5-1-25	
Trichloroethene	ND	0.20	EPA 8260D	5-1-25	5-1-25	
1,2-Dichloropropane	ND	0.20	EPA 8260D	5-1-25	5-1-25	
Dibromomethane	ND	0.20	EPA 8260D	5-1-25	5-1-25	
Bromodichloromethane	ND	0.20	EPA 8260D	5-1-25	5-1-25	
(cis) 1,3-Dichloropropene	ND	0.20	EPA 8260D	5-1-25	5-1-25	
Methyl Isobutyl Ketone	ND	2.0	EPA 8260D	5-1-25	5-1-25	
Toluene	ND	1.0	EPA 8260D	5-1-25	5-1-25	
(trans) 1,3-Dichloropropene	ND	0.20	EPA 8260D	5-1-25	5-1-25	

This report pertains to the samples analyzed in accordance with the chain of custody,
and is intended only for the use of the individual or company to whom it is addressed.

Date of Report: May 9, 2025
Samples Submitted: April 30, 2025
Laboratory Reference: 2504-466
Project: 17613-012-01

VOLATILE ORGANICS EPA 8260D
page 2 of 2

Analyte	Result	PQL	Method	Date Prepared	Date Analyzed	Flags
Client ID:	**RI-MW4-250430**					
Laboratory ID:	04-466-04					
1,1,2-Trichloroethane	ND	0.20	EPA 8260D	5-1-25	5-1-25	
Tetrachloroethene	0.26	0.20	EPA 8260D	5-1-25	5-1-25	
1,3-Dichloropropane	ND	0.20	EPA 8260D	5-1-25	5-1-25	
2-Hexanone	ND	2.0	EPA 8260D	5-1-25	5-1-25	
Dibromochloromethane	ND	0.20	EPA 8260D	5-1-25	5-1-25	
1,2-Dibromoethane	ND	0.20	EPA 8260D	5-1-25	5-1-25	
Chlorobenzene	ND	0.20	EPA 8260D	5-1-25	5-1-25	
1,1,1,2-Tetrachloroethane	ND	0.20	EPA 8260D	5-1-25	5-1-25	
Ethylbenzene	ND	0.20	EPA 8260D	5-1-25	5-1-25	
m,p-Xylene	ND	0.40	EPA 8260D	5-1-25	5-1-25	
o-Xylene	ND	0.20	EPA 8260D	5-1-25	5-1-25	
Styrene	ND	0.20	EPA 8260D	5-1-25	5-1-25	
Bromoform	ND	1.0	EPA 8260D	5-1-25	5-1-25	
Isopropylbenzene	ND	0.20	EPA 8260D	5-1-25	5-1-25	
Bromobenzene	ND	0.20	EPA 8260D	5-1-25	5-1-25	
1,1,2,2-Tetrachloroethane	ND	0.20	EPA 8260D	5-1-25	5-1-25	
1,2,3-Trichloropropane	ND	0.20	EPA 8260D	5-1-25	5-1-25	
n-Propylbenzene	ND	0.20	EPA 8260D	5-1-25	5-1-25	
2-Chlorotoluene	ND	0.20	EPA 8260D	5-1-25	5-1-25	
4-Chlorotoluene	ND	0.20	EPA 8260D	5-1-25	5-1-25	
1,3,5-Trimethylbenzene	ND	0.20	EPA 8260D	5-1-25	5-1-25	
tert-Butylbenzene	ND	0.20	EPA 8260D	5-1-25	5-1-25	
1,2,4-Trimethylbenzene	ND	0.20	EPA 8260D	5-1-25	5-1-25	
sec-Butylbenzene	ND	0.20	EPA 8260D	5-1-25	5-1-25	
1,3-Dichlorobenzene	ND	0.20	EPA 8260D	5-1-25	5-1-25	
p-Isopropyltoluene	ND	0.20	EPA 8260D	5-1-25	5-1-25	
1,4-Dichlorobenzene	ND	0.20	EPA 8260D	5-1-25	5-1-25	
1,2-Dichlorobenzene	ND	0.20	EPA 8260D	5-1-25	5-1-25	
n-Butylbenzene	ND	0.20	EPA 8260D	5-1-25	5-1-25	
1,2-Dibromo-3-chloropropane	ND	1.0	EPA 8260D	5-1-25	5-1-25	
1,2,4-Trichlorobenzene	ND	0.20	EPA 8260D	5-1-25	5-1-25	
Hexachlorobutadiene	ND	1.0	EPA 8260D	5-1-25	5-1-25	
Naphthalene	ND	1.0	EPA 8260D	5-1-25	5-1-25	
1,2,3-Trichlorobenzene	ND	1.3	EPA 8260D	5-1-25	5-1-25	
Surrogate:	*Percent Recovery*	*Control Limits*				
Dibromofluoromethane	*101*	*68-133*				
Toluene-d8	*105*	*79-123*				
4-Bromofluorobenzene	*107*	*78-117*				

This report pertains to the samples analyzed in accordance with the chain of custody, and is intended only for the use of the individual or company to whom it is addressed.

Date of Report: May 9, 2025
Samples Submitted: April 30, 2025
Laboratory Reference: 2504-466
Project: 17613-012-01

VOLATILE ORGANICS EPA 8260D
page 1 of 2

Matrix: Water
Units: ug/L

Analyte	Result	PQL	Method	Date Prepared	Date Analyzed	Flags
Client ID:	**RI-MW5-250430**					
Laboratory ID:	04-466-05					
Dichlorodifluoromethane	ND	0.20	EPA 8260D	5-1-25	5-1-25	
Chloromethane	ND	1.0	EPA 8260D	5-1-25	5-1-25	
Vinyl Chloride	ND	0.20	EPA 8260D	5-1-25	5-1-25	
Bromomethane	ND	1.0	EPA 8260D	5-1-25	5-1-25	
Chloroethane	ND	1.0	EPA 8260D	5-1-25	5-1-25	
Trichlorofluoromethane	ND	0.20	EPA 8260D	5-1-25	5-1-25	
1,1-Dichloroethene	ND	0.20	EPA 8260D	5-1-25	5-1-25	
Acetone	ND	5.0	EPA 8260D	5-1-25	5-1-25	
Iodomethane	ND	1.6	EPA 8260D	5-1-25	5-1-25	
Carbon Disulfide	ND	0.30	EPA 8260D	5-1-25	5-1-25	
Methylene Chloride	ND	1.0	EPA 8260D	5-1-25	5-1-25	
(trans) 1,2-Dichloroethene	ND	0.20	EPA 8260D	5-1-25	5-1-25	
Methyl t-Butyl Ether	ND	0.20	EPA 8260D	5-1-25	5-1-25	
1,1-Dichloroethane	ND	0.20	EPA 8260D	5-1-25	5-1-25	
Vinyl Acetate	ND	1.6	EPA 8260D	5-1-25	5-1-25	
2,2-Dichloropropane	ND	0.20	EPA 8260D	5-1-25	5-1-25	
(cis) 1,2-Dichloroethene	ND	0.20	EPA 8260D	5-1-25	5-1-25	
2-Butanone	ND	5.0	EPA 8260D	5-1-25	5-1-25	
Bromochloromethane	ND	0.20	EPA 8260D	5-1-25	5-1-25	
Chloroform	ND	0.20	EPA 8260D	5-1-25	5-1-25	
1,1,1-Trichloroethane	ND	0.20	EPA 8260D	5-1-25	5-1-25	
Carbon Tetrachloride	ND	0.20	EPA 8260D	5-1-25	5-1-25	
1,1-Dichloropropene	ND	0.20	EPA 8260D	5-1-25	5-1-25	
Benzene	ND	0.20	EPA 8260D	5-1-25	5-1-25	
1,2-Dichloroethane	ND	0.20	EPA 8260D	5-1-25	5-1-25	
Trichloroethene	ND	0.20	EPA 8260D	5-1-25	5-1-25	
1,2-Dichloropropane	ND	0.20	EPA 8260D	5-1-25	5-1-25	
Dibromomethane	ND	0.20	EPA 8260D	5-1-25	5-1-25	
Bromodichloromethane	ND	0.20	EPA 8260D	5-1-25	5-1-25	
(cis) 1,3-Dichloropropene	ND	0.20	EPA 8260D	5-1-25	5-1-25	
Methyl Isobutyl Ketone	ND	2.0	EPA 8260D	5-1-25	5-1-25	
Toluene	ND	1.0	EPA 8260D	5-1-25	5-1-25	
(trans) 1,3-Dichloropropene	ND	0.20	EPA 8260D	5-1-25	5-1-25	

This report pertains to the samples analyzed in accordance with the chain of custody,
and is intended only for the use of the individual or company to whom it is addressed.

Date of Report: May 9, 2025
Samples Submitted: April 30, 2025
Laboratory Reference: 2504-466
Project: 17613-012-01

VOLATILE ORGANICS EPA 8260D
page 2 of 2

Analyte	Result	PQL	Method	Date Prepared	Date Analyzed	Flags
Client ID:	**RI-MW5-250430**					
Laboratory ID:	04-466-05					
1,1,2-Trichloroethane	ND	0.20	EPA 8260D	5-1-25	5-1-25	
Tetrachloroethene	ND	0.20	EPA 8260D	5-1-25	5-1-25	
1,3-Dichloropropane	ND	0.20	EPA 8260D	5-1-25	5-1-25	
2-Hexanone	ND	2.0	EPA 8260D	5-1-25	5-1-25	
Dibromochloromethane	ND	0.20	EPA 8260D	5-1-25	5-1-25	
1,2-Dibromoethane	ND	0.20	EPA 8260D	5-1-25	5-1-25	
Chlorobenzene	ND	0.20	EPA 8260D	5-1-25	5-1-25	
1,1,1,2-Tetrachloroethane	ND	0.20	EPA 8260D	5-1-25	5-1-25	
Ethylbenzene	ND	0.20	EPA 8260D	5-1-25	5-1-25	
m,p-Xylene	ND	0.40	EPA 8260D	5-1-25	5-1-25	
o-Xylene	ND	0.20	EPA 8260D	5-1-25	5-1-25	
Styrene	ND	0.20	EPA 8260D	5-1-25	5-1-25	
Bromoform	ND	1.0	EPA 8260D	5-1-25	5-1-25	
Isopropylbenzene	ND	0.20	EPA 8260D	5-1-25	5-1-25	
Bromobenzene	ND	0.20	EPA 8260D	5-1-25	5-1-25	
1,1,2,2-Tetrachloroethane	ND	0.20	EPA 8260D	5-1-25	5-1-25	
1,2,3-Trichloropropane	ND	0.20	EPA 8260D	5-1-25	5-1-25	
n-Propylbenzene	ND	0.20	EPA 8260D	5-1-25	5-1-25	
2-Chlorotoluene	ND	0.20	EPA 8260D	5-1-25	5-1-25	
4-Chlorotoluene	ND	0.20	EPA 8260D	5-1-25	5-1-25	
1,3,5-Trimethylbenzene	ND	0.20	EPA 8260D	5-1-25	5-1-25	
tert-Butylbenzene	ND	0.20	EPA 8260D	5-1-25	5-1-25	
1,2,4-Trimethylbenzene	ND	0.20	EPA 8260D	5-1-25	5-1-25	
sec-Butylbenzene	ND	0.20	EPA 8260D	5-1-25	5-1-25	
1,3-Dichlorobenzene	ND	0.20	EPA 8260D	5-1-25	5-1-25	
p-Isopropyltoluene	ND	0.20	EPA 8260D	5-1-25	5-1-25	
1,4-Dichlorobenzene	ND	0.20	EPA 8260D	5-1-25	5-1-25	
1,2-Dichlorobenzene	ND	0.20	EPA 8260D	5-1-25	5-1-25	
n-Butylbenzene	ND	0.20	EPA 8260D	5-1-25	5-1-25	
1,2-Dibromo-3-chloropropane	ND	1.0	EPA 8260D	5-1-25	5-1-25	
1,2,4-Trichlorobenzene	ND	0.20	EPA 8260D	5-1-25	5-1-25	
Hexachlorobutadiene	ND	1.0	EPA 8260D	5-1-25	5-1-25	
Naphthalene	ND	1.0	EPA 8260D	5-1-25	5-1-25	
1,2,3-Trichlorobenzene	ND	1.3	EPA 8260D	5-1-25	5-1-25	
Surrogate:	*Percent Recovery*	*Control Limits*				
Dibromofluoromethane	*100*	*68-133*				
Toluene-d8	*104*	*79-123*				
4-Bromofluorobenzene	*107*	*78-117*				

This report pertains to the samples analyzed in accordance with the chain of custody, and is intended only for the use of the individual or company to whom it is addressed.

Date of Report: May 9, 2025
Samples Submitted: April 30, 2025
Laboratory Reference: 2504-466
Project: 17613-012-01

VOLATILE ORGANICS EPA 8260D
page 1 of 2

Matrix: Water
Units: ug/L

Analyte	Result	PQL	Method	Date Prepared	Date Analyzed	Flags
Client ID:	**RI-DUP-250429**					
Laboratory ID:	04-466-06					
Dichlorodifluoromethane	ND	0.20	EPA 8260D	5-1-25	5-1-25	
Chloromethane	ND	1.0	EPA 8260D	5-1-25	5-1-25	
Vinyl Chloride	ND	0.20	EPA 8260D	5-1-25	5-1-25	
Bromomethane	ND	1.0	EPA 8260D	5-1-25	5-1-25	
Chloroethane	ND	1.0	EPA 8260D	5-1-25	5-1-25	
Trichlorofluoromethane	ND	0.20	EPA 8260D	5-1-25	5-1-25	
1,1-Dichloroethene	ND	0.20	EPA 8260D	5-1-25	5-1-25	
Acetone	ND	5.0	EPA 8260D	5-1-25	5-1-25	
Iodomethane	ND	1.6	EPA 8260D	5-1-25	5-1-25	
Carbon Disulfide	ND	0.30	EPA 8260D	5-1-25	5-1-25	
Methylene Chloride	ND	1.0	EPA 8260D	5-1-25	5-1-25	
(trans) 1,2-Dichloroethene	ND	0.20	EPA 8260D	5-1-25	5-1-25	
Methyl t-Butyl Ether	ND	0.20	EPA 8260D	5-1-25	5-1-25	
1,1-Dichloroethane	ND	0.20	EPA 8260D	5-1-25	5-1-25	
Vinyl Acetate	ND	1.6	EPA 8260D	5-1-25	5-1-25	
2,2-Dichloropropane	ND	0.20	EPA 8260D	5-1-25	5-1-25	
(cis) 1,2-Dichloroethene	ND	0.20	EPA 8260D	5-1-25	5-1-25	
2-Butanone	ND	5.0	EPA 8260D	5-1-25	5-1-25	
Bromochloromethane	ND	0.20	EPA 8260D	5-1-25	5-1-25	
Chloroform	ND	0.20	EPA 8260D	5-1-25	5-1-25	
1,1,1-Trichloroethane	ND	0.20	EPA 8260D	5-1-25	5-1-25	
Carbon Tetrachloride	ND	0.20	EPA 8260D	5-1-25	5-1-25	
1,1-Dichloropropene	ND	0.20	EPA 8260D	5-1-25	5-1-25	
Benzene	ND	0.20	EPA 8260D	5-1-25	5-1-25	
1,2-Dichloroethane	ND	0.20	EPA 8260D	5-1-25	5-1-25	
Trichloroethene	ND	0.20	EPA 8260D	5-1-25	5-1-25	
1,2-Dichloropropane	ND	0.20	EPA 8260D	5-1-25	5-1-25	
Dibromomethane	ND	0.20	EPA 8260D	5-1-25	5-1-25	
Bromodichloromethane	ND	0.20	EPA 8260D	5-1-25	5-1-25	
(cis) 1,3-Dichloropropene	ND	0.20	EPA 8260D	5-1-25	5-1-25	
Methyl Isobutyl Ketone	ND	2.0	EPA 8260D	5-1-25	5-1-25	
Toluene	ND	1.0	EPA 8260D	5-1-25	5-1-25	
(trans) 1,3-Dichloropropene	ND	0.20	EPA 8260D	5-1-25	5-1-25	

This report pertains to the samples analyzed in accordance with the chain of custody,
and is intended only for the use of the individual or company to whom it is addressed.

Date of Report: May 9, 2025
Samples Submitted: April 30, 2025
Laboratory Reference: 2504-466
Project: 17613-012-01

VOLATILE ORGANICS EPA 8260D
page 2 of 2

Analyte	Result	PQL	Method	Date Prepared	Date Analyzed	Flags
Client ID:	**RI-DUP-250429**					
Laboratory ID:	04-466-06					
1,1,2-Trichloroethane	ND	0.20	EPA 8260D	5-1-25	5-1-25	
Tetrachloroethene	0.64	0.20	EPA 8260D	5-1-25	5-1-25	
1,3-Dichloropropane	ND	0.20	EPA 8260D	5-1-25	5-1-25	
2-Hexanone	ND	2.0	EPA 8260D	5-1-25	5-1-25	
Dibromochloromethane	ND	0.20	EPA 8260D	5-1-25	5-1-25	
1,2-Dibromoethane	ND	0.20	EPA 8260D	5-1-25	5-1-25	
Chlorobenzene	ND	0.20	EPA 8260D	5-1-25	5-1-25	
1,1,1,2-Tetrachloroethane	ND	0.20	EPA 8260D	5-1-25	5-1-25	
Ethylbenzene	ND	0.20	EPA 8260D	5-1-25	5-1-25	
m,p-Xylene	ND	0.40	EPA 8260D	5-1-25	5-1-25	
o-Xylene	ND	0.20	EPA 8260D	5-1-25	5-1-25	
Styrene	ND	0.20	EPA 8260D	5-1-25	5-1-25	
Bromoform	ND	1.0	EPA 8260D	5-1-25	5-1-25	
Isopropylbenzene	ND	0.20	EPA 8260D	5-1-25	5-1-25	
Bromobenzene	ND	0.20	EPA 8260D	5-1-25	5-1-25	
1,1,2,2-Tetrachloroethane	ND	0.20	EPA 8260D	5-1-25	5-1-25	
1,2,3-Trichloropropane	ND	0.20	EPA 8260D	5-1-25	5-1-25	
n-Propylbenzene	ND	0.20	EPA 8260D	5-1-25	5-1-25	
2-Chlorotoluene	ND	0.20	EPA 8260D	5-1-25	5-1-25	
4-Chlorotoluene	ND	0.20	EPA 8260D	5-1-25	5-1-25	
1,3,5-Trimethylbenzene	ND	0.20	EPA 8260D	5-1-25	5-1-25	
tert-Butylbenzene	ND	0.20	EPA 8260D	5-1-25	5-1-25	
1,2,4-Trimethylbenzene	ND	0.20	EPA 8260D	5-1-25	5-1-25	
sec-Butylbenzene	ND	0.20	EPA 8260D	5-1-25	5-1-25	
1,3-Dichlorobenzene	ND	0.20	EPA 8260D	5-1-25	5-1-25	
p-Isopropyltoluene	ND	0.20	EPA 8260D	5-1-25	5-1-25	
1,4-Dichlorobenzene	ND	0.20	EPA 8260D	5-1-25	5-1-25	
1,2-Dichlorobenzene	ND	0.20	EPA 8260D	5-1-25	5-1-25	
n-Butylbenzene	ND	0.20	EPA 8260D	5-1-25	5-1-25	
1,2-Dibromo-3-chloropropane	ND	1.0	EPA 8260D	5-1-25	5-1-25	
1,2,4-Trichlorobenzene	ND	0.20	EPA 8260D	5-1-25	5-1-25	
Hexachlorobutadiene	ND	1.0	EPA 8260D	5-1-25	5-1-25	
Naphthalene	ND	1.0	EPA 8260D	5-1-25	5-1-25	
1,2,3-Trichlorobenzene	ND	1.3	EPA 8260D	5-1-25	5-1-25	
Surrogate:	*Percent Recovery*	*Control Limits*				
Dibromofluoromethane	*100*	*68-133*				
Toluene-d8	*104*	*79-123*				
4-Bromofluorobenzene	*108*	*78-117*				

This report pertains to the samples analyzed in accordance with the chain of custody, and is intended only for the use of the individual or company to whom it is addressed.

Date of Report: May 9, 2025
Samples Submitted: April 30, 2025
Laboratory Reference: 2504-466
Project: 17613-012-01

VOLATILE ORGANICS EPA 8260D
page 1 of 2

Matrix: Water
Units: ug/L

Analyte	Result	PQL	Method	Date Prepared	Date Analyzed	Flags
Client ID:	**TB-250429**					
Laboratory ID:	04-466-07					
Dichlorodifluoromethane	ND	0.20	EPA 8260D	5-1-25	5-1-25	
Chloromethane	ND	1.0	EPA 8260D	5-1-25	5-1-25	
Vinyl Chloride	ND	0.20	EPA 8260D	5-1-25	5-1-25	
Bromomethane	ND	1.0	EPA 8260D	5-1-25	5-1-25	
Chloroethane	ND	1.0	EPA 8260D	5-1-25	5-1-25	
Trichlorofluoromethane	ND	0.20	EPA 8260D	5-1-25	5-1-25	
1,1-Dichloroethene	ND	0.20	EPA 8260D	5-1-25	5-1-25	
Acetone	ND	5.0	EPA 8260D	5-1-25	5-1-25	
Iodomethane	ND	1.6	EPA 8260D	5-1-25	5-1-25	
Carbon Disulfide	ND	0.30	EPA 8260D	5-1-25	5-1-25	
Methylene Chloride	ND	1.0	EPA 8260D	5-1-25	5-1-25	
(trans) 1,2-Dichloroethene	ND	0.20	EPA 8260D	5-1-25	5-1-25	
Methyl t-Butyl Ether	ND	0.20	EPA 8260D	5-1-25	5-1-25	
1,1-Dichloroethane	ND	0.20	EPA 8260D	5-1-25	5-1-25	
Vinyl Acetate	ND	1.6	EPA 8260D	5-1-25	5-1-25	
2,2-Dichloropropane	ND	0.20	EPA 8260D	5-1-25	5-1-25	
(cis) 1,2-Dichloroethene	ND	0.20	EPA 8260D	5-1-25	5-1-25	
2-Butanone	ND	5.0	EPA 8260D	5-1-25	5-1-25	
Bromochloromethane	ND	0.20	EPA 8260D	5-1-25	5-1-25	
Chloroform	ND	0.20	EPA 8260D	5-1-25	5-1-25	
1,1,1-Trichloroethane	ND	0.20	EPA 8260D	5-1-25	5-1-25	
Carbon Tetrachloride	ND	0.20	EPA 8260D	5-1-25	5-1-25	
1,1-Dichloropropene	ND	0.20	EPA 8260D	5-1-25	5-1-25	
Benzene	ND	0.20	EPA 8260D	5-1-25	5-1-25	
1,2-Dichloroethane	ND	0.20	EPA 8260D	5-1-25	5-1-25	
Trichloroethene	ND	0.20	EPA 8260D	5-1-25	5-1-25	
1,2-Dichloropropane	ND	0.20	EPA 8260D	5-1-25	5-1-25	
Dibromomethane	ND	0.20	EPA 8260D	5-1-25	5-1-25	
Bromodichloromethane	ND	0.20	EPA 8260D	5-1-25	5-1-25	
(cis) 1,3-Dichloropropene	ND	0.20	EPA 8260D	5-1-25	5-1-25	
Methyl Isobutyl Ketone	ND	2.0	EPA 8260D	5-1-25	5-1-25	
Toluene	ND	1.0	EPA 8260D	5-1-25	5-1-25	
(trans) 1,3-Dichloropropene	ND	0.20	EPA 8260D	5-1-25	5-1-25	

This report pertains to the samples analyzed in accordance with the chain of custody,
and is intended only for the use of the individual or company to whom it is addressed.

Date of Report: May 9, 2025
Samples Submitted: April 30, 2025
Laboratory Reference: 2504-466
Project: 17613-012-01

VOLATILE ORGANICS EPA 8260D
page 2 of 2

Analyte	Result	PQL	Method	Date Prepared	Date Analyzed	Flags
Client ID:	**TB-250429**					
Laboratory ID:	04-466-07					
1,1,2-Trichloroethane	ND	0.20	EPA 8260D	5-1-25	5-1-25	
Tetrachloroethene	ND	0.20	EPA 8260D	5-1-25	5-1-25	
1,3-Dichloropropane	ND	0.20	EPA 8260D	5-1-25	5-1-25	
2-Hexanone	ND	2.0	EPA 8260D	5-1-25	5-1-25	
Dibromochloromethane	ND	0.20	EPA 8260D	5-1-25	5-1-25	
1,2-Dibromoethane	ND	0.20	EPA 8260D	5-1-25	5-1-25	
Chlorobenzene	ND	0.20	EPA 8260D	5-1-25	5-1-25	
1,1,1,2-Tetrachloroethane	ND	0.20	EPA 8260D	5-1-25	5-1-25	
Ethylbenzene	ND	0.20	EPA 8260D	5-1-25	5-1-25	
m,p-Xylene	ND	0.40	EPA 8260D	5-1-25	5-1-25	
o-Xylene	ND	0.20	EPA 8260D	5-1-25	5-1-25	
Styrene	ND	0.20	EPA 8260D	5-1-25	5-1-25	
Bromoform	ND	1.0	EPA 8260D	5-1-25	5-1-25	
Isopropylbenzene	ND	0.20	EPA 8260D	5-1-25	5-1-25	
Bromobenzene	ND	0.20	EPA 8260D	5-1-25	5-1-25	
1,1,2,2-Tetrachloroethane	ND	0.20	EPA 8260D	5-1-25	5-1-25	
1,2,3-Trichloropropane	ND	0.20	EPA 8260D	5-1-25	5-1-25	
n-Propylbenzene	ND	0.20	EPA 8260D	5-1-25	5-1-25	
2-Chlorotoluene	ND	0.20	EPA 8260D	5-1-25	5-1-25	
4-Chlorotoluene	ND	0.20	EPA 8260D	5-1-25	5-1-25	
1,3,5-Trimethylbenzene	ND	0.20	EPA 8260D	5-1-25	5-1-25	
tert-Butylbenzene	ND	0.20	EPA 8260D	5-1-25	5-1-25	
1,2,4-Trimethylbenzene	ND	0.20	EPA 8260D	5-1-25	5-1-25	
sec-Butylbenzene	ND	0.20	EPA 8260D	5-1-25	5-1-25	
1,3-Dichlorobenzene	ND	0.20	EPA 8260D	5-1-25	5-1-25	
p-Isopropyltoluene	ND	0.20	EPA 8260D	5-1-25	5-1-25	
1,4-Dichlorobenzene	ND	0.20	EPA 8260D	5-1-25	5-1-25	
1,2-Dichlorobenzene	ND	0.20	EPA 8260D	5-1-25	5-1-25	
n-Butylbenzene	ND	0.20	EPA 8260D	5-1-25	5-1-25	
1,2-Dibromo-3-chloropropane	ND	1.0	EPA 8260D	5-1-25	5-1-25	
1,2,4-Trichlorobenzene	ND	0.20	EPA 8260D	5-1-25	5-1-25	
Hexachlorobutadiene	ND	1.0	EPA 8260D	5-1-25	5-1-25	
Naphthalene	ND	1.0	EPA 8260D	5-1-25	5-1-25	
1,2,3-Trichlorobenzene	ND	1.3	EPA 8260D	5-1-25	5-1-25	
Surrogate:	*Percent Recovery*	*Control Limits*				
Dibromofluoromethane	*101*	*68-133*				
Toluene-d8	*104*	*79-123*				
4-Bromofluorobenzene	*108*	*78-117*				

This report pertains to the samples analyzed in accordance with the chain of custody, and is intended only for the use of the individual or company to whom it is addressed.

Date of Report: May 9, 2025
Samples Submitted: April 30, 2025
Laboratory Reference: 2504-466
Project: 17613-012-01

GASOLINE RANGE ORGANICS
NWTPH-Gx
QUALITY CONTROL

Matrix: Water
Units: ug/L (ppb)

Analyte	Result	PQL	Method	Date Prepared	Date Analyzed	Flags
METHOD BLANK						
Laboratory ID:	MB0501W3					
Gasoline	**ND**	100	NWTPH-Gx	5-1-25	5-1-25	
Surrogate:	*Percent Recovery*	*Control Limits*				
Fluorobenzene	*77*	*62-122*				

Analyte	Result		Spike Level		Source Result	Percent Recovery	Recovery Limits	RPD	RPD Limit	Flags
DUPLICATE										
Laboratory ID:	04-466-01									
	ORIG	DUP								
Gasoline	**ND**	**ND**	NA	NA		NA	NA	NA	30	
Surrogate:										
Fluorobenzene						*82*	*77*	*62-122*		

This report pertains to the samples analyzed in accordance with the chain of custody, and is intended only for the use of the individual or company to whom it is addressed.

Date of Report: May 9, 2025
Samples Submitted: April 30, 2025
Laboratory Reference: 2504-466
Project: 17613-012-01

DIESEL AND HEAVY OIL RANGE ORGANICS
NWTPH-Dx
QUALITY CONTROL

Matrix: Water
Units: mg/L (ppm)

Analyte	Result	PQL	Method	Date Prepared	Date Analyzed	Flags
METHOD BLANK						
Laboratory ID:	MB0505W1					
Diesel Range Organics	**ND**	0.16	NWTPH-Dx	5-5-25	5-5-25	
Lube Oil Range Organics	**ND**	0.16	NWTPH-Dx	5-5-25	5-5-25	
Surrogate:	*Percent Recovery*	*Control Limits*				
o-Terphenyl	*100*	*50-150*				
Laboratory ID:	MB0505W1					
Diesel Range Organics	**ND**	0.16	NWTPH-Dx	5-5-25	5-5-25	X2
Lube Oil Range Organics	**ND**	0.16	NWTPH-Dx	5-5-25	5-5-25	X2
Surrogate:	*Percent Recovery*	*Control Limits*				
o-Terphenyl	*101*	*50-150*				
Laboratory ID:	MB0508W1					
Diesel Range Organics	**ND**	0.16	NWTPH-Dx	5-8-25	5-8-25	
Lube Oil Range Organics	**ND**	0.16	NWTPH-Dx	5-8-25	5-8-25	
Surrogate:	*Percent Recovery*	*Control Limits*				
o-Terphenyl	*90*	*50-150*				
Laboratory ID:	MB0508W1					
Diesel Range Organics	**ND**	0.16	NWTPH-Dx	5-8-25	5-8-25	X2
Lube Oil Range Organics	**ND**	0.16	NWTPH-Dx	5-8-25	5-8-25	X2
Surrogate:	*Percent Recovery*	*Control Limits*				
o-Terphenyl	*93*	*50-150*				

This report pertains to the samples analyzed in accordance with the chain of custody,
and is intended only for the use of the individual or company to whom it is addressed.

Date of Report: May 9, 2025
Samples Submitted: April 30, 2025
Laboratory Reference: 2504-466
Project: 17613-012-01

DIESEL AND HEAVY OIL RANGE ORGANICS
NWTPH-Dx
QUALITY CONTROL

Matrix: Water
Units: mg/L (ppm)

Analyte	Result		Spike Level		Source Result	Percent Recovery	Recovery Limits	RPD	RPD Limit	Flags
DUPLICATE										
Laboratory ID:	05-004-01									
	ORIG	DUP								
Diesel Range Organics	**0.178**	**0.153**	NA	NA		NA	NA	15	40	
Lube Oil Range Organics	**0.279**	**0.207**	NA	NA		NA	NA	30	40	
Surrogate:										
o-Terphenyl						*107* *103*	*50-150*			
Laboratory ID:	05-004-01									
	ORIG	DUP								
Diesel Range	**ND**	**ND**	NA	NA		NA	NA	NA	40	X2
Lube Oil Range	**ND**	**ND**	NA	NA		NA	NA	NA	40	X2
Surrogate:										
o-Terphenyl						*105* *103*	*50-150*			
Laboratory ID:	05-085-03									
	ORIG	DUP								
Diesel Range Organics	**0.126**	**0.105**	NA	NA		NA	NA	18	40	
Lube Oil Range Organics	**0.417**	**0.377**	NA	NA		NA	NA	10	40	
Surrogate:										
o-Terphenyl						*92* *77*	*50-150*			
Laboratory ID:	05-085-03									
	ORIG	DUP								
Diesel Range	**ND**	**ND**	NA	NA		NA	NA	NA	40	X2
Lube Oil Range	**ND**	**ND**	NA	NA		NA	NA	NA	40	X2
Surrogate:										
o-Terphenyl						*91* *77*	*50-150*			

This report pertains to the samples analyzed in accordance with the chain of custody,
and is intended only for the use of the individual or company to whom it is addressed.

Date of Report: May 9, 2025
Samples Submitted: April 30, 2025
Laboratory Reference: 2504-466
Project: 17613-012-01

VOLATILE ORGANICS EPA 8260D
QUALITY CONTROL
page 1 of 2

Matrix: Water
Units: ug/L

Analyte	Result	PQL	Method	Date Prepared	Date Analyzed	Flags
METHOD BLANK						
Laboratory ID:	MB0501W1					
Dichlorodifluoromethane	ND	0.20	EPA 8260D	5-1-25	5-1-25	
Chloromethane	ND	1.0	EPA 8260D	5-1-25	5-1-25	
Vinyl Chloride	ND	0.20	EPA 8260D	5-1-25	5-1-25	
Bromomethane	ND	1.0	EPA 8260D	5-1-25	5-1-25	
Chloroethane	ND	1.0	EPA 8260D	5-1-25	5-1-25	
Trichlorofluoromethane	ND	0.20	EPA 8260D	5-1-25	5-1-25	
1,1-Dichloroethene	ND	0.20	EPA 8260D	5-1-25	5-1-25	
Acetone	ND	5.0	EPA 8260D	5-1-25	5-1-25	
Iodomethane	ND	1.6	EPA 8260D	5-1-25	5-1-25	
Carbon Disulfide	ND	0.30	EPA 8260D	5-1-25	5-1-25	
Methylene Chloride	ND	1.0	EPA 8260D	5-1-25	5-1-25	
(trans) 1,2-Dichloroethene	ND	0.20	EPA 8260D	5-1-25	5-1-25	
Methyl t-Butyl Ether	ND	0.20	EPA 8260D	5-1-25	5-1-25	
1,1-Dichloroethane	ND	0.20	EPA 8260D	5-1-25	5-1-25	
Vinyl Acetate	ND	1.6	EPA 8260D	5-1-25	5-1-25	
2,2-Dichloropropane	ND	0.20	EPA 8260D	5-1-25	5-1-25	
(cis) 1,2-Dichloroethene	ND	0.20	EPA 8260D	5-1-25	5-1-25	
2-Butanone	ND	5.0	EPA 8260D	5-1-25	5-1-25	
Bromochloromethane	ND	0.20	EPA 8260D	5-1-25	5-1-25	
Chloroform	ND	0.20	EPA 8260D	5-1-25	5-1-25	
1,1,1-Trichloroethane	ND	0.20	EPA 8260D	5-1-25	5-1-25	
Carbon Tetrachloride	ND	0.20	EPA 8260D	5-1-25	5-1-25	
1,1-Dichloropropene	ND	0.20	EPA 8260D	5-1-25	5-1-25	
Benzene	ND	0.20	EPA 8260D	5-1-25	5-1-25	
1,2-Dichloroethane	ND	0.20	EPA 8260D	5-1-25	5-1-25	
Trichloroethene	ND	0.20	EPA 8260D	5-1-25	5-1-25	
1,2-Dichloropropane	ND	0.20	EPA 8260D	5-1-25	5-1-25	
Dibromomethane	ND	0.20	EPA 8260D	5-1-25	5-1-25	
Bromodichloromethane	ND	0.20	EPA 8260D	5-1-25	5-1-25	
(cis) 1,3-Dichloropropene	ND	0.20	EPA 8260D	5-1-25	5-1-25	
Methyl Isobutyl Ketone	ND	2.0	EPA 8260D	5-1-25	5-1-25	
Toluene	ND	1.0	EPA 8260D	5-1-25	5-1-25	
(trans) 1,3-Dichloropropene	ND	0.20	EPA 8260D	5-1-25	5-1-25	

This report pertains to the samples analyzed in accordance with the chain of custody,
and is intended only for the use of the individual or company to whom it is addressed.

Date of Report: May 9, 2025
Samples Submitted: April 30, 2025
Laboratory Reference: 2504-466
Project: 17613-012-01

VOLATILE ORGANICS EPA 8260D
QUALITY CONTROL
page 2 of 2

Analyte	Result	PQL	Method	Date Prepared	Date Analyzed	Flags
METHOD BLANK						
Laboratory ID:	MB0501W1					
1,1,2-Trichloroethane	ND	0.20	EPA 8260D	5-1-25	5-1-25	
Tetrachloroethene	ND	0.20	EPA 8260D	5-1-25	5-1-25	
1,3-Dichloropropane	ND	0.20	EPA 8260D	5-1-25	5-1-25	
2-Hexanone	ND	2.0	EPA 8260D	5-1-25	5-1-25	
Dibromochloromethane	ND	0.20	EPA 8260D	5-1-25	5-1-25	
1,2-Dibromoethane	ND	0.20	EPA 8260D	5-1-25	5-1-25	
Chlorobenzene	ND	0.20	EPA 8260D	5-1-25	5-1-25	
1,1,1,2-Tetrachloroethane	ND	0.20	EPA 8260D	5-1-25	5-1-25	
Ethylbenzene	ND	0.20	EPA 8260D	5-1-25	5-1-25	
m,p-Xylene	ND	0.40	EPA 8260D	5-1-25	5-1-25	
o-Xylene	ND	0.20	EPA 8260D	5-1-25	5-1-25	
Styrene	ND	0.20	EPA 8260D	5-1-25	5-1-25	
Bromoform	ND	1.0	EPA 8260D	5-1-25	5-1-25	
Isopropylbenzene	ND	0.20	EPA 8260D	5-1-25	5-1-25	
Bromobenzene	ND	0.20	EPA 8260D	5-1-25	5-1-25	
1,1,2,2-Tetrachloroethane	ND	0.20	EPA 8260D	5-1-25	5-1-25	
1,2,3-Trichloropropane	ND	0.20	EPA 8260D	5-1-25	5-1-25	
n-Propylbenzene	ND	0.20	EPA 8260D	5-1-25	5-1-25	
2-Chlorotoluene	ND	0.20	EPA 8260D	5-1-25	5-1-25	
4-Chlorotoluene	ND	0.20	EPA 8260D	5-1-25	5-1-25	
1,3,5-Trimethylbenzene	ND	0.20	EPA 8260D	5-1-25	5-1-25	
tert-Butylbenzene	ND	0.20	EPA 8260D	5-1-25	5-1-25	
1,2,4-Trimethylbenzene	ND	0.20	EPA 8260D	5-1-25	5-1-25	
sec-Butylbenzene	ND	0.20	EPA 8260D	5-1-25	5-1-25	
1,3-Dichlorobenzene	ND	0.20	EPA 8260D	5-1-25	5-1-25	
p-Isopropyltoluene	ND	0.20	EPA 8260D	5-1-25	5-1-25	
1,4-Dichlorobenzene	ND	0.20	EPA 8260D	5-1-25	5-1-25	
1,2-Dichlorobenzene	ND	0.20	EPA 8260D	5-1-25	5-1-25	
n-Butylbenzene	ND	0.20	EPA 8260D	5-1-25	5-1-25	
1,2-Dibromo-3-chloropropane	ND	1.0	EPA 8260D	5-1-25	5-1-25	
1,2,4-Trichlorobenzene	ND	0.20	EPA 8260D	5-1-25	5-1-25	
Hexachlorobutadiene	ND	1.0	EPA 8260D	5-1-25	5-1-25	
Naphthalene	ND	1.0	EPA 8260D	5-1-25	5-1-25	
1,2,3-Trichlorobenzene	ND	1.3	EPA 8260D	5-1-25	5-1-25	
Surrogate:	*Percent Recovery*	*Control Limits*				
Dibromofluoromethane	*100*	*68-133*				
Toluene-d8	*104*	*79-123*				
4-Bromofluorobenzene	*105*	*78-117*				

This report pertains to the samples analyzed in accordance with the chain of custody, and is intended only for the use of the individual or company to whom it is addressed.

Date of Report: May 9, 2025
Samples Submitted: April 30, 2025
Laboratory Reference: 2504-466
Project: 17613-012-01

VOLATILE ORGANICS EPA 8260D
QUALITY CONTROL
page 1 of 2

Matrix: Water
Units: ug/L

Analyte	Result		Spike Level		Source Result	Percent Recovery		Recovery Limits	RPD	RPD Limit	Flags
MATRIX SPIKES											
Laboratory ID:	04-411-01										
	MS	MSD	MS	MSD		MS	MSD				
Dichlorodifluoromethane	**15.7**	**16.9**	10.0	10.0	ND	157	169	26-177	7	23	
Chloromethane	**11.9**	**13.2**	10.0	10.0	ND	119	132	49-136	10	27	
Vinyl Chloride	**10.9**	**11.6**	10.0	10.0	ND	109	116	69-126	6	16	
Bromomethane	**8.38**	**9.68**	10.0	10.0	ND	84	97	32-158	14	24	
Chloroethane	**11.3**	**11.9**	10.0	10.0	ND	113	119	62-125	5	14	
Trichlorofluoromethane	**10.2**	**11.1**	10.0	10.0	ND	102	111	80-128	8	16	
1,1-Dichloroethene	**11.6**	**12.4**	10.0	10.0	ND	116	124	73-125	7	15	
Acetone	**15.0**	**16.1**	10.0	10.0	2.13	129	140	37-164	7	29	
Iodomethane	**9.21**	**7.12**	10.0	10.0	ND	92	71	35-141	26	25	L
Carbon Disulfide	**8.26**	**9.05**	10.0	10.0	ND	83	91	55-127	9	17	
Methylene Chloride	**11.5**	**12.2**	10.0	10.0	ND	115	122	63-118	6	16	I
(trans) 1,2-Dichloroethene	**11.4**	**12.1**	10.0	10.0	ND	114	121	70-127	6	16	
Methyl t-Butyl Ether	**9.42**	**10.3**	10.0	10.0	ND	94	103	70-137	9	16	
1,1-Dichloroethane	**10.9**	**11.8**	10.0	10.0	ND	109	118	71-126	8	15	
Vinyl Acetate	**6.35**	**7.51**	10.0	10.0	ND	64	75	60-140	17	16	L
2,2-Dichloropropane	**10.3**	**11.4**	10.0	10.0	ND	103	114	73-148	10	19	
(cis) 1,2-Dichloroethene	**11.5**	**12.4**	10.0	10.0	ND	115	124	71-130	8	17	
2-Butanone	**9.11**	**10.3**	10.0	10.0	ND	91	103	56-143	12	16	
Bromochloromethane	**10.1**	**11.0**	10.0	10.0	ND	101	110	68-133	9	17	
Chloroform	**10.9**	**11.7**	10.0	10.0	ND	109	117	68-127	7	18	
1,1,1-Trichloroethane	**10.5**	**11.4**	10.0	10.0	ND	105	114	74-127	8	16	
Carbon Tetrachloride	**10.6**	**11.4**	10.0	10.0	ND	106	114	72-134	7	16	
1,1-Dichloropropene	**10.8**	**11.4**	10.0	10.0	ND	108	114	72-127	5	17	
Benzene	**10.6**	**11.4**	10.0	10.0	ND	106	114	69-129	7	12	
1,2-Dichloroethane	**11.8**	**12.7**	10.0	10.0	ND	118	127	71-134	7	17	
Trichloroethene	**10.1**	**10.8**	10.0	10.0	ND	101	108	74-134	7	16	
1,2-Dichloropropane	**11.1**	**12.0**	10.0	10.0	ND	111	120	74-130	8	17	
Dibromomethane	**10.5**	**11.4**	10.0	10.0	ND	105	114	74-140	8	17	
Bromodichloromethane	**10.9**	**11.8**	10.0	10.0	ND	109	118	77-137	8	19	
(cis) 1,3-Dichloropropene	**10.5**	**11.3**	10.0	10.0	ND	105	113	73-137	7	19	
Methyl Isobutyl Ketone	**9.09**	**9.97**	10.0	10.0	ND	91	100	61-146	9	18	
Toluene	**10.5**	**11.2**	10.0	10.0	ND	105	112	71-128	6	16	
(trans) 1,3-Dichloropropene	**9.65**	**10.6**	10.0	10.0	ND	97	106	70-136	9	22	

This report pertains to the samples analyzed in accordance with the chain of custody,
and is intended only for the use of the individual or company to whom it is addressed.

Date of Report: May 9, 2025
Samples Submitted: April 30, 2025
Laboratory Reference: 2504-466
Project: 17613-012-01

VOLATILE ORGANICS EPA 8260D
QUALITY CONTROL
page 2 of 2

Analyte	Result		Spike Level		Source Result	Percent Recovery		Recovery Limits	RPD	RPD Limit	Flags
MATRIX SPIKES											
Laboratory ID:	04-411-01										
	MS	MSD	MS	MSD		MS	MSD				
1,1,2-Trichloroethane	**9.42**	**10.3**	10.0	10.0	ND	94	103	68-146	9	15	
Tetrachloroethene	**9.81**	**10.5**	10.0	10.0	ND	98	105	78-132	7	25	
1,3-Dichloropropane	**10.2**	**11.1**	10.0	10.0	ND	102	111	80-131	8	27	
2-Hexanone	**8.57**	**9.34**	10.0	10.0	ND	86	93	57-154	9	16	
Dibromochloromethane	**9.90**	**10.5**	10.0	10.0	ND	99	105	51-160	6	16	
1,2-Dibromoethane	**9.85**	**10.8**	10.0	10.0	ND	99	108	74-133	9	17	
Chlorobenzene	**9.88**	**10.6**	10.0	10.0	ND	99	106	83-121	7	17	
1,1,1,2-Tetrachloroethane	**9.51**	**10.2**	10.0	10.0	ND	95	102	82-129	7	17	
Ethylbenzene	**10.1**	**10.7**	10.0	10.0	ND	101	107	84-123	6	17	
m,p-Xylene	**20.5**	**22.0**	20.0	20.0	ND	103	110	82-125	7	19	
o-Xylene	**10.3**	**11.1**	10.0	10.0	ND	103	111	83-123	7	18	
Styrene	**9.93**	**10.8**	10.0	10.0	ND	99	108	83-128	8	16	
Bromoform	**8.64**	**9.19**	10.0	10.0	ND	86	92	69-135	6	18	
Isopropylbenzene	**10.3**	**11.1**	10.0	10.0	ND	103	111	84-127	7	16	
Bromobenzene	**9.56**	**10.2**	10.0	10.0	ND	96	102	79-127	6	18	
1,1,2,2-Tetrachloroethane	**9.19**	**10.1**	10.0	10.0	ND	92	101	75-138	9	17	
1,2,3-Trichloropropane	**10.5**	**11.3**	10.0	10.0	ND	105	113	64-131	7	18	
n-Propylbenzene	**10.0**	**10.7**	10.0	10.0	ND	100	107	77-130	7	16	
2-Chlorotoluene	**9.26**	**9.89**	10.0	10.0	ND	93	99	78-127	7	16	
4-Chlorotoluene	**9.48**	**10.2**	10.0	10.0	ND	95	102	78-131	7	16	
1,3,5-Trimethylbenzene	**9.77**	**10.5**	10.0	10.0	ND	98	105	79-131	7	16	
tert-Butylbenzene	**9.67**	**10.3**	10.0	10.0	ND	97	103	77-130	6	19	
1,2,4-Trimethylbenzene	**10.1**	**10.9**	10.0	10.0	ND	101	109	78-130	8	16	
sec-Butylbenzene	**9.88**	**10.6**	10.0	10.0	ND	99	106	78-132	7	16	
1,3-Dichlorobenzene	**9.64**	**10.3**	10.0	10.0	ND	96	103	80-130	7	16	
p-Isopropyltoluene	**9.76**	**10.4**	10.0	10.0	ND	98	104	81-135	6	16	
1,4-Dichlorobenzene	**9.37**	**10.2**	10.0	10.0	ND	94	102	79-127	8	15	
1,2-Dichlorobenzene	**9.68**	**10.5**	10.0	10.0	ND	97	105	80-130	8	16	
n-Butylbenzene	**10.5**	**11.3**	10.0	10.0	ND	105	113	82-140	7	17	
1,2-Dibromo-3-chloropropane	**8.82**	**9.42**	10.0	10.0	ND	88	94	68-139	7	19	
1,2,4-Trichlorobenzene	**9.78**	**10.8**	10.0	10.0	ND	98	108	66-146	10	17	
Hexachlorobutadiene	**10.1**	**11.9**	10.0	10.0	ND	101	119	81-152	16	18	
Naphthalene	**8.98**	**10.0**	10.0	10.0	ND	90	100	67-142	11	23	
1,2,3-Trichlorobenzene	**8.28**	**9.27**	10.0	10.0	ND	83	93	78-152	11	22	
Surrogate:											
Dibromofluoromethane						*103*	*102*	*68-133*			
Toluene-d8						*105*	*105*	*79-123*			
4-Bromofluorobenzene						*110*	*111*	*78-117*			

This report pertains to the samples analyzed in accordance with the chain of custody, and is intended only for the use of the individual or company to whom it is addressed.

OnSite Environmental Inc.

Data Qualifiers and Abbreviations

A - Due to a high sample concentration, the amount spiked is insufficient for meaningful MS/MSD recovery data.

B - The analyte indicated was also found in the blank sample.

C - The duplicate RPD is outside control limits due to high result variability when analyte concentrations are within five times the quantitation limit.

E - The value reported exceeds the quantitation range and is an estimate.

F - Surrogate recovery data is not available due to the high concentration of coeluting target compounds.

H - The analyte indicated is a common laboratory solvent and may have been introduced during sample preparation, and be impacting the sample result.

I - Compound recovery is outside of the control limits.

J - The value reported was below the practical quantitation limit. The value is an estimate.

K - Sample duplicate RPD is outside control limits due to sample inhomogeneity. The sample was re-extracted and re-analyzed with similar results.

L - The RPD is outside of the control limits.

M - Hydrocarbons in the gasoline range are impacting the diesel range result.

M1 - Hydrocarbons in the gasoline range (toluene-naphthalene) are present in the sample.

N - Hydrocarbons in the lube oil range are impacting the diesel range result.

N1 - Hydrocarbons in diesel range are impacting lube oil range results.

O - Hydrocarbons indicative of heavier fuels are present in the sample and are impacting the gasoline result.

P - The RPD of the detected concentrations between the two columns is greater than 40.

Q - Surrogate recovery is outside of the control limits.

S - Surrogate recovery data is not available due to the necessary dilution of the sample.

T - The sample chromatogram is not similar to a typical _____.

U - The analyte was analyzed for, but was not detected above the reported sample quantitation limit.

U1 - The practical quantitation limit is elevated due to interferences present in the sample.

V - Matrix Spike/Matrix Spike Duplicate recoveries are outside control limits due to matrix effects.

W - Matrix Spike/Matrix Spike Duplicate RPD are outside control limits due to matrix effects.

X - Sample extract treated with a mercury cleanup procedure.

X1 - Sample extract treated with a sulfuric acid/silica gel cleanup procedure.

X2 - Sample extract treated with a silica gel cleanup procedure.

Y - The calibration verification for this analyte exceeded the 20% drift specified in methods 8260 & 8270, and therefore the reported result should be considered an estimate. The overall performance of the calibration verification standard met the acceptance criteria of the method.

Y1 - Negative effects of the matrix from this sample on the instrument caused values for this analyte in the bracketing continuing calibration verification standard (CCVs) to be outside of 20% acceptance criteria. Because of this, quantitation limits and sample concentrations should be considered estimates.

Z -

ND - Not Detected at PQL
PQL - Practical Quantitation Limit
RPD - Relative Percent Difference

This report pertains to the samples analyzed in accordance with the chain of custody, and is intended only for the use of the individual or company to whom it is addressed.

Chain of Custody

OnSite Environmental Inc.
Analytical Laboratory Testing Services
14648 NE 95th Street • Redmond, WA 98052
Phone: (425) 883-3881 • www.onsite-env.com

Company: GeoEngineers, Inc
Project Number: 17613-012-01
Project Name: Mercy Housing · Mt Baker St
Project Manager: Jacob Letts
Sampled by: Meredith Bush

Turnaround Request (in working days)
(Check One)
☐ Same Day ☐ 1 Day
☐ 2 Days ☐ 3 Days
☒ Standard (7 Days)
☐ _____ (other)

Laboratory Number: 04-466

Lab ID	Sample Identification	Date Sampled	Time Sampled	Matrix	Number of Containers	NWTPH-HCID	NWTPH-Gx/BTEX (8021☐ 8260☐)	NWTPH-Gx	NWTPH-Dx (SG Clean-up☐) SGC	Volatiles 8260	Halogenated Volatiles 8260	EDB EPA 8011 (Waters Only)	Semivolatiles 8270/SIM (with low-level PAHs)	PAHs 8270/SIM (low-level)	PCBs 8082	Organochlorine Pesticides 8081	Organophosphorus Pesticides 8270/SIM	Chlorinated Acid Herbicides 8151	Total RCRA Metals	Total MTCA Metals	TCLP Metals	HEM (oil and grease) 1664	% Moisture
1	RI-MW1-250429	4/29/25	1155	GW	8			X	X	X												
2	RI-MW2-250429	4/29/25	1050																			
3	RI-MW3-250429	4/29/25	1315																			
4	RI-MW4-250430	4/30/25	1115																			
5	RI-MW5-250430	4/30/25	1205																			
6	RI-DUP-250429	4/29/25	1800																			
7	TB-250429	--	--	W	3																	
~~8~~	~~ID 1~~ MB	~~4/29/25~~	~~1430~~	S	1																X	

	Signature	Company	Date	Time
Relinquished		GEI	4/31/2025	1315
Received		OSE	4/30/25	1315
Relinquished				
Received				
Relinquished				
Received				
Reviewed/Date		Reviewed/Date		

Comments/Special Instructions
~~for TAT~~ RW, 3 days MB

Data Package: Standard ☐ Level III ☐ Level IV ☐

Chromatograms with final report ☐ Electronic Data Deliverables (EDDs) ☐

OnSite Environmental Inc.
14648 NE 95th Street, Redmond, WA 98052 • (425) 883-3881

February 13, 2025

Jacob Letts
GeoEngineers, Inc.
1101 Fawcett Avenue South, Suite 200
Tacoma, WA 98402

Re: Analytical Data for Project 17613-012-01
Laboratory Reference No. 2502-020

Dear Jacob:

Enclosed are the analytical results and associated quality control data for samples submitted on February 4, 2025.

The standard policy of OnSite Environmental, Inc. is to store your samples for 30 days from the date of receipt. If you require longer storage, please contact the laboratory.

We appreciate the opportunity to be of service to you on this project. If you have any questions concerning the data, or need additional information, please feel free to call me.

Sincerely,



David Baumeister
Project Manager

Enclosures

This report pertains to the samples analyzed in accordance with the chain of custody,
and is intended only for the use of the individual or company to whom it is addressed.

Date of Report: February 13, 2025
Samples Submitted: February 4, 2025
Laboratory Reference: 2502-020
Project: 17613-012-01

Case Narrative

Samples were collected on February 3, 2025 and received by the laboratory on February 4, 2025. They were maintained at the laboratory at a temperature of 2°C to 6°C.

Please note that any and all soil sample results are reported on a dry-weight basis, unless otherwise noted below. However the soil results for the QA/QC samples are reported on a wet-weight basis.

General QA/QC issues associated with the analytical data enclosed in this laboratory report will be indicated with a reference to a comment or explanation on the Data Qualifier page. More complex and involved QA/QC issues will be discussed in detail below.

NWTPH-Dx Analysis

One of the duplicate RPD's is outside of the control limits due to sample inhomogeneity. The higher value was reported.

Any other QA/QC issues associated with this extraction and analysis will be indicated with a footnote reference and discussed in detail on the Data Qualifier page.

This report pertains to the samples analyzed in accordance with the chain of custody, and is intended only for the use of the individual or company to whom it is addressed.

Date of Report: February 13, 2025
Samples Submitted: February 4, 2025
Laboratory Reference: 2502-020
Project: 17613-012-01

ANALYTICAL REPORT FOR SAMPLES

Client ID	Laboratory ID	Matrix	Date Sampled	Date Received	Notes
RI-DP1-3-4	02-020-01	Soil	2-3-25	2-4-25	
RI-DP1-12-13	02-020-02	Soil	2-3-25	2-4-25	
RI-DP1-19-20	02-020-03	Soil	2-3-25	2-4-25	
RI-DP3-4-5	02-020-04	Soil	2-3-25	2-4-25	
RI-DP3-8.5-9.5	02-020-05	Soil	2-3-25	2-4-25	
RI-DP3-14-15	02-020-06	Soil	2-3-25	2-4-25	
RI-DP4-4-5	02-020-07	Soil	2-3-25	2-4-25	
RI-DP4-13-14	02-020-08	Soil	2-3-25	2-4-25	
RI-DP4-19-20	02-020-09	Soil	2-3-25	2-4-25	
RI-B1-8.8	02-020-10	Soil	2-3-25	2-4-25	
RI-MW4-13.0	02-020-11	Soil	2-3-25	2-4-25	
RI-MW4-19.0	02-020-12	Soil	2-3-25	2-4-25	
RI-MW4-26.5	02-020-13	Soil	2-3-25	2-4-25	

This report pertains to the samples analyzed in accordance with the chain of custody,
and is intended only for the use of the individual or company to whom it is addressed.

Date of Report: February 13, 2025
Samples Submitted: February 4, 2025
Laboratory Reference: 2502-020
Project: 17613-012-01

GASOLINE RANGE ORGANICS
NWTPH-Gx

Matrix: Soil
Units: mg/kg (ppm)

Analyte	Result	PQL	Method	Date Prepared	Date Analyzed	Flags
Client ID:	**RI-DP1-3-4**					
Laboratory ID:	02-020-01					
Gasoline	**ND**	6.5	NWTPH-Gx	2-4-25	2-4-25	
Surrogate:	*Percent Recovery*	*Control Limits*				
Fluorobenzene	*96*	*62-134*				
Client ID:	**RI-DP1-12-13**					
Laboratory ID:	02-020-02					
Gasoline	**ND**	6.8	NWTPH-Gx	2-4-25	2-4-25	
Surrogate:	*Percent Recovery*	*Control Limits*				
Fluorobenzene	*108*	*62-134*				
Client ID:	**RI-DP1-19-20**					
Laboratory ID:	02-020-03					
Gasoline	**ND**	6.4	NWTPH-Gx	2-4-25	2-4-25	
Surrogate:	*Percent Recovery*	*Control Limits*				
Fluorobenzene	*95*	*62-134*				
Client ID:	**RI-DP3-4-5**					
Laboratory ID:	02-020-04					
Gasoline	**ND**	6.6	NWTPH-Gx	2-4-25	2-4-25	
Surrogate:	*Percent Recovery*	*Control Limits*				
Fluorobenzene	*102*	*62-134*				
Client ID:	**RI-DP3-8.5-9.5**					
Laboratory ID:	02-020-05					
Gasoline	**ND**	8.4	NWTPH-Gx	2-4-25	2-4-25	
Surrogate:	*Percent Recovery*	*Control Limits*				
Fluorobenzene	*101*	*62-134*				
Client ID:	**RI-DP3-14-15**					
Laboratory ID:	02-020-06					
Gasoline	**ND**	7.0	NWTPH-Gx	2-4-25	2-4-25	
Surrogate:	*Percent Recovery*	*Control Limits*				
Fluorobenzene	*107*	*62-134*				
Client ID:	**RI-DP4-4-5**					
Laboratory ID:	02-020-07					
Gasoline	**ND**	6.8	NWTPH-Gx	2-4-25	2-4-25	
Surrogate:	*Percent Recovery*	*Control Limits*				
Fluorobenzene	*98*	*62-134*				

This report pertains to the samples analyzed in accordance with the chain of custody, and is intended only for the use of the individual or company to whom it is addressed.

Date of Report: February 13, 2025
Samples Submitted: February 4, 2025
Laboratory Reference: 2502-020
Project: 17613-012-01

GASOLINE RANGE ORGANICS
NWTPH-Gx

Matrix: Soil
Units: mg/kg (ppm)

Analyte	Result	PQL	Method	Date Prepared	Date Analyzed	Flags
Client ID:	**RI-DP4-13-14**					
Laboratory ID:	02-020-08					
Gasoline	**ND**	5.7	NWTPH-Gx	2-4-25	2-5-25	
Surrogate:	*Percent Recovery*	*Control Limits*				
Fluorobenzene	*93*	*62-134*				
Client ID:	**RI-DP4-19-20**					
Laboratory ID:	02-020-09					
Gasoline	**ND**	8.3	NWTPH-Gx	2-4-25	2-5-25	
Surrogate:	*Percent Recovery*	*Control Limits*				
Fluorobenzene	*99*	*62-134*				
Client ID:	**RI-B1-8.8**					
Laboratory ID:	02-020-10					
Gasoline	**ND**	6.4	NWTPH-Gx	2-4-25	2-4-25	
Surrogate:	*Percent Recovery*	*Control Limits*				
Fluorobenzene	*98*	*62-134*				
Client ID:	**RI-MW4-13.0**					
Laboratory ID:	02-020-11					
Gasoline	**ND**	5.1	NWTPH-Gx	2-4-25	2-4-25	
Surrogate:	*Percent Recovery*	*Control Limits*				
Fluorobenzene	*99*	*62-134*				
Client ID:	**RI-MW4-19.0**					
Laboratory ID:	02-020-12					
Gasoline	**ND**	9.4	NWTPH-Gx	2-4-25	2-4-25	
Surrogate:	*Percent Recovery*	*Control Limits*				
Fluorobenzene	*112*	*62-134*				
Client ID:	**RI-MW4-26.5**					
Laboratory ID:	02-020-13					
Gasoline	**ND**	11	NWTPH-Gx	2-4-25	2-4-25	
Surrogate:	*Percent Recovery*	*Control Limits*				
Fluorobenzene	*116*	*62-134*				

This report pertains to the samples analyzed in accordance with the chain of custody,
and is intended only for the use of the individual or company to whom it is addressed.

Date of Report: February 13, 2025
Samples Submitted: February 4, 2025
Laboratory Reference: 2502-020
Project: 17613-012-01

DIESEL AND HEAVY OIL RANGE ORGANICS
NWTPH-Dx

Matrix: Soil
Units: mg/Kg (ppm)

Analyte	Result	PQL	Method	Date Prepared	Date Analyzed	Flags
Client ID:	**RI-DP1-3-4**					
Laboratory ID:	02-020-01					
Diesel Range Organics	**ND**	31	NWTPH-Dx	2-6-25	2-6-25	
Lube Oil Range Organics	**ND**	62	NWTPH-Dx	2-6-25	2-6-25	
Surrogate:	*Percent Recovery*	*Control Limits*				
o-Terphenyl	*69*	*50-150*				
Client ID:	**RI-DP1-3-4**					
Laboratory ID:	02-020-01					
Diesel Range Organics	**ND**	31	NWTPH-Dx	2-6-25	2-6-25	X2
Lube Oil Range Organics	**ND**	62	NWTPH-Dx	2-6-25	2-6-25	X2
Surrogate:	*Percent Recovery*	*Control Limits*				
o-Terphenyl	*70*	*50-150*				
Client ID:	**RI-DP1-12-13**					
Laboratory ID:	02-020-02					
Diesel Range Organics	**ND**	31	NWTPH-Dx	2-6-25	2-6-25	
Lube Oil Range Organics	**ND**	62	NWTPH-Dx	2-6-25	2-6-25	
Surrogate:	*Percent Recovery*	*Control Limits*				
o-Terphenyl	*70*	*50-150*				
Client ID:	**RI-DP1-12-13**					
Laboratory ID:	02-020-02					
Diesel Range Organics	**ND**	31	NWTPH-Dx	2-6-25	2-6-25	X2
Lube Oil Range Organics	**ND**	62	NWTPH-Dx	2-6-25	2-6-25	X2
Surrogate:	*Percent Recovery*	*Control Limits*				
o-Terphenyl	*72*	*50-150*				
Client ID:	**RI-DP1-19-20**					
Laboratory ID:	02-020-03					
Diesel Range Organics	**ND**	29	NWTPH-Dx	2-6-25	2-6-25	
Lube Oil Range Organics	**ND**	58	NWTPH-Dx	2-6-25	2-6-25	
Surrogate:	*Percent Recovery*	*Control Limits*				
o-Terphenyl	*85*	*50-150*				
Client ID:	**RI-DP1-19-20**					
Laboratory ID:	02-020-03					
Diesel Range Organics	**ND**	29	NWTPH-Dx	2-6-25	2-6-25	X2
Lube Oil Range Organics	**ND**	58	NWTPH-Dx	2-6-25	2-6-25	X2
Surrogate:	*Percent Recovery*	*Control Limits*				
o-Terphenyl	*90*	*50-150*				

This report pertains to the samples analyzed in accordance with the chain of custody, and is intended only for the use of the individual or company to whom it is addressed.

Date of Report: February 13, 2025
Samples Submitted: February 4, 2025
Laboratory Reference: 2502-020
Project: 17613-012-01

DIESEL AND HEAVY OIL RANGE ORGANICS
NWTPH-Dx

Matrix: Soil
Units: mg/Kg (ppm)

Analyte	Result	PQL	Method	Date Prepared	Date Analyzed	Flags
Client ID:	**RI-DP3-4-5**					
Laboratory ID:	02-020-04					
Diesel Range Organics	**ND**	29	NWTPH-Dx	2-6-25	2-6-25	
Lube Oil Range Organics	**ND**	59	NWTPH-Dx	2-6-25	2-6-25	
Surrogate:	*Percent Recovery*	*Control Limits*				
o-Terphenyl	*85*	*50-150*				
Client ID:	**RI-DP3-4-5**					
Laboratory ID:	02-020-04					
Diesel Range Organics	**ND**	29	NWTPH-Dx	2-6-25	2-6-25	X2
Lube Oil Range Organics	**ND**	59	NWTPH-Dx	2-6-25	2-6-25	X2
Surrogate:	*Percent Recovery*	*Control Limits*				
o-Terphenyl	*89*	*50-150*				
Client ID:	**RI-DP3-8.5-9.5**					
Laboratory ID:	02-020-05					
Diesel Range Organics	**ND**	32	NWTPH-Dx	2-6-25	2-6-25	
Lube Oil Range Organics	**ND**	64	NWTPH-Dx	2-6-25	2-6-25	
Surrogate:	*Percent Recovery*	*Control Limits*				
o-Terphenyl	*81*	*50-150*				
Client ID:	**RI-DP3-8.5-9.5**					
Laboratory ID:	02-020-05					
Diesel Range Organics	**ND**	32	NWTPH-Dx	2-6-25	2-6-25	X2
Lube Oil Range Organics	**ND**	64	NWTPH-Dx	2-6-25	2-6-25	X2
Surrogate:	*Percent Recovery*	*Control Limits*				
o-Terphenyl	*82*	*50-150*				
Client ID:	**RI-DP3-14-15**					
Laboratory ID:	02-020-06					
Diesel Range Organics	**ND**	31	NWTPH-Dx	2-6-25	2-6-25	
Lube Oil Range Organics	**ND**	62	NWTPH-Dx	2-6-25	2-6-25	
Surrogate:	*Percent Recovery*	*Control Limits*				
o-Terphenyl	*77*	*50-150*				
Client ID:	**RI-DP3-14-15**					
Laboratory ID:	02-020-06					
Diesel Range Organics	**ND**	31	NWTPH-Dx	2-6-25	2-6-25	X2
Lube Oil Range Organics	**ND**	62	NWTPH-Dx	2-6-25	2-6-25	X2
Surrogate:	*Percent Recovery*	*Control Limits*				
o-Terphenyl	*77*	*50-150*				

This report pertains to the samples analyzed in accordance with the chain of custody, and is intended only for the use of the individual or company to whom it is addressed.

Date of Report: February 13, 2025
Samples Submitted: February 4, 2025
Laboratory Reference: 2502-020
Project: 17613-012-01

DIESEL AND HEAVY OIL RANGE ORGANICS
NWTPH-Dx

Matrix: Soil
Units: mg/Kg (ppm)

Analyte	Result	PQL	Method	Date Prepared	Date Analyzed	Flags
Client ID:	**RI-DP4-4-5**					
Laboratory ID:	02-020-07					
Diesel Range Organics	**ND**	28	NWTPH-Dx	2-6-25	2-6-25	
Lube Oil Range Organics	**ND**	57	NWTPH-Dx	2-6-25	2-6-25	
Surrogate:	*Percent Recovery*	*Control Limits*				
o-Terphenyl	*76*	*50-150*				
Client ID:	**RI-DP4-4-5**					
Laboratory ID:	02-020-07					
Diesel Range Organics	**ND**	28	NWTPH-Dx	2-6-25	2-6-25	X2
Lube Oil Range Organics	**ND**	57	NWTPH-Dx	2-6-25	2-6-25	X2
Surrogate:	*Percent Recovery*	*Control Limits*				
o-Terphenyl	*78*	*50-150*				
Client ID:	**RI-DP4-13-14**					
Laboratory ID:	02-020-08					
Diesel Range Organics	**ND**	27	NWTPH-Dx	2-6-25	2-6-25	
Lube Oil Range Organics	**ND**	55	NWTPH-Dx	2-6-25	2-6-25	
Surrogate:	*Percent Recovery*	*Control Limits*				
o-Terphenyl	*76*	*50-150*				
Client ID:	**RI-DP4-13-14**					
Laboratory ID:	02-020-08					
Diesel Range Organics	**ND**	27	NWTPH-Dx	2-6-25	2-6-25	X2
Lube Oil Range Organics	**ND**	55	NWTPH-Dx	2-6-25	2-6-25	X2
Surrogate:	*Percent Recovery*	*Control Limits*				
o-Terphenyl	*83*	*50-150*				
Client ID:	**RI-DP4-19-20**					
Laboratory ID:	02-020-09					
Diesel Range Organics	**ND**	34	NWTPH-Dx	2-6-25	2-6-25	
Lube Oil Range Organics	**ND**	69	NWTPH-Dx	2-6-25	2-6-25	
Surrogate:	*Percent Recovery*	*Control Limits*				
o-Terphenyl	*65*	*50-150*				
Client ID:	**RI-DP4-19-20**					
Laboratory ID:	02-020-09					
Diesel Range Organics	**ND**	34	NWTPH-Dx	2-6-25	2-6-25	X2
Lube Oil Range Organics	**ND**	69	NWTPH-Dx	2-6-25	2-6-25	X2
Surrogate:	*Percent Recovery*	*Control Limits*				
o-Terphenyl	*66*	*50-150*				

This report pertains to the samples analyzed in accordance with the chain of custody, and is intended only for the use of the individual or company to whom it is addressed.

Date of Report: February 13, 2025
Samples Submitted: February 4, 2025
Laboratory Reference: 2502-020
Project: 17613-012-01

DIESEL AND HEAVY OIL RANGE ORGANICS
NWTPH-Dx

Matrix: Soil
Units: mg/Kg (ppm)

Analyte	Result	PQL	Method	Date Prepared	Date Analyzed	Flags
Client ID:	**RI-B1-8.8**					
Laboratory ID:	02-020-10					
Diesel Range Organics	**ND**	29	NWTPH-Dx	2-6-25	2-6-25	
Lube Oil Range Organics	**ND**	58	NWTPH-Dx	2-6-25	2-6-25	
Surrogate:	*Percent Recovery*	*Control Limits*				
o-Terphenyl	*74*	*50-150*				
Client ID:	**RI-B1-8.8**					
Laboratory ID:	02-020-10					
Diesel Range Organics	**ND**	29	NWTPH-Dx	2-6-25	2-6-25	X2
Lube Oil Range Organics	**ND**	58	NWTPH-Dx	2-6-25	2-6-25	X2
Surrogate:	*Percent Recovery*	*Control Limits*				
o-Terphenyl	*79*	*50-150*				
Client ID:	**RI-MW4-13.0**					
Laboratory ID:	02-020-11					
Diesel Range Organics	**ND**	28	NWTPH-Dx	2-6-25	2-6-25	
Lube Oil Range Organics	**ND**	56	NWTPH-Dx	2-6-25	2-6-25	
Surrogate:	*Percent Recovery*	*Control Limits*				
o-Terphenyl	*80*	*50-150*				
Client ID:	**RI-MW4-13.0**					
Laboratory ID:	02-020-11					
Diesel Range Organics	**ND**	28	NWTPH-Dx	2-6-25	2-6-25	X2
Lube Oil Range Organics	**ND**	56	NWTPH-Dx	2-6-25	2-6-25	X2
Surrogate:	*Percent Recovery*	*Control Limits*				
o-Terphenyl	*83*	*50-150*				
Client ID:	**RI-MW4-19.0**					
Laboratory ID:	02-020-12					
Diesel Range Organics	**ND**	36	NWTPH-Dx	2-6-25	2-6-25	
Lube Oil Range Organics	**ND**	73	NWTPH-Dx	2-6-25	2-6-25	
Surrogate:	*Percent Recovery*	*Control Limits*				
o-Terphenyl	*74*	*50-150*				
Client ID:	**RI-MW4-19.0**					
Laboratory ID:	02-020-12					
Diesel Range Organics	**ND**	36	NWTPH-Dx	2-6-25	2-6-25	X2
Lube Oil Range Organics	**ND**	73	NWTPH-Dx	2-6-25	2-6-25	X2
Surrogate:	*Percent Recovery*	*Control Limits*				
o-Terphenyl	*78*	*50-150*				

This report pertains to the samples analyzed in accordance with the chain of custody, and is intended only for the use of the individual or company to whom it is addressed.

Date of Report: February 13, 2025
Samples Submitted: February 4, 2025
Laboratory Reference: 2502-020
Project: 17613-012-01

DIESEL AND HEAVY OIL RANGE ORGANICS
NWTPH-Dx

Matrix: Soil
Units: mg/Kg (ppm)

Analyte	Result	PQL	Method	Date Prepared	Date Analyzed	Flags
Client ID:	**RI-MW4-26.5**					
Laboratory ID:	02-020-13					
Diesel Range Organics	**ND**	39	NWTPH-Dx	2-6-25	2-6-25	
Lube Oil Range Organics	**ND**	78	NWTPH-Dx	2-6-25	2-6-25	
Surrogate:	*Percent Recovery*	*Control Limits*				
o-Terphenyl	*67*	*50-150*				
Client ID:	**RI-MW4-26.5**					
Laboratory ID:	02-020-13					
Diesel Range Organics	**ND**	39	NWTPH-Dx	2-6-25	2-6-25	X2
Lube Oil Range Organics	**ND**	78	NWTPH-Dx	2-6-25	2-6-25	X2
Surrogate:	*Percent Recovery*	*Control Limits*				
o-Terphenyl	*75*	*50-150*				

This report pertains to the samples analyzed in accordance with the chain of custody,
and is intended only for the use of the individual or company to whom it is addressed.

Date of Report: February 13, 2025
Samples Submitted: February 4, 2025
Laboratory Reference: 2502-020
Project: 17613-012-01

VOLATILE ORGANICS EPA 8260D
page 1 of 2

Matrix: Soil
Units: mg/kg

Analyte	Result	PQL	Method	Date Prepared	Date Analyzed	Flags
Client ID:	**RI-DP1-3-4**					
Laboratory ID:	02-020-01					
Dichlorodifluoromethane	ND	0.0013	EPA 8260D	2-4-25	2-4-25	
Chloromethane	ND	0.0063	EPA 8260D	2-4-25	2-4-25	
Vinyl Chloride	ND	0.0013	EPA 8260D	2-4-25	2-4-25	
Bromomethane	ND	0.0063	EPA 8260D	2-4-25	2-4-25	
Chloroethane	ND	0.0063	EPA 8260D	2-4-25	2-4-25	
Trichlorofluoromethane	ND	0.0013	EPA 8260D	2-4-25	2-4-25	
1,1-Dichloroethene	ND	0.0013	EPA 8260D	2-4-25	2-4-25	
Acetone	ND	0.016	EPA 8260D	2-4-25	2-4-25	
Iodomethane	ND	0.0063	EPA 8260D	2-4-25	2-4-25	
Carbon Disulfide	0.0018	0.0013	EPA 8260D	2-4-25	2-4-25	
Methylene Chloride	ND	0.0081	EPA 8260D	2-4-25	2-4-25	
(trans) 1,2-Dichloroethene	ND	0.0013	EPA 8260D	2-4-25	2-4-25	
Methyl t-Butyl Ether	ND	0.0013	EPA 8260D	2-4-25	2-4-25	
1,1-Dichloroethane	ND	0.0013	EPA 8260D	2-4-25	2-4-25	
Vinyl Acetate	ND	0.0084	EPA 8260D	2-4-25	2-4-25	
2,2-Dichloropropane	ND	0.0013	EPA 8260D	2-4-25	2-4-25	
(cis) 1,2-Dichloroethene	ND	0.0013	EPA 8260D	2-4-25	2-4-25	
2-Butanone	ND	0.0081	EPA 8260D	2-4-25	2-4-25	
Bromochloromethane	ND	0.0013	EPA 8260D	2-4-25	2-4-25	
Chloroform	ND	0.0013	EPA 8260D	2-4-25	2-4-25	
1,1,1-Trichloroethane	ND	0.0013	EPA 8260D	2-4-25	2-4-25	
Carbon Tetrachloride	ND	0.0013	EPA 8260D	2-4-25	2-4-25	
1,1-Dichloropropene	ND	0.0013	EPA 8260D	2-4-25	2-4-25	
Benzene	ND	0.0013	EPA 8260D	2-4-25	2-4-25	
1,2-Dichloroethane	ND	0.0013	EPA 8260D	2-4-25	2-4-25	
Trichloroethene	ND	0.0013	EPA 8260D	2-4-25	2-4-25	
1,2-Dichloropropane	ND	0.0013	EPA 8260D	2-4-25	2-4-25	
Dibromomethane	ND	0.0013	EPA 8260D	2-4-25	2-4-25	
Bromodichloromethane	ND	0.0013	EPA 8260D	2-4-25	2-4-25	
2-Chloroethyl Vinyl Ether	ND	0.0085	EPA 8260D	2-4-25	2-4-25	
(cis) 1,3-Dichloropropene	ND	0.0013	EPA 8260D	2-4-25	2-4-25	
Methyl Isobutyl Ketone	ND	0.0081	EPA 8260D	2-4-25	2-4-25	
Toluene	ND	0.0063	EPA 8260D	2-4-25	2-4-25	

This report pertains to the samples analyzed in accordance with the chain of custody, and is intended only for the use of the individual or company to whom it is addressed.

Date of Report: February 13, 2025
Samples Submitted: February 4, 2025
Laboratory Reference: 2502-020
Project: 17613-012-01

VOLATILE ORGANICS EPA 8260D
page 2 of 2

Analyte	Result	PQL	Method	Date Prepared	Date Analyzed	Flags
Client ID:	**RI-DP1-3-4**					
Laboratory ID:	02-020-01					
(trans) 1,3-Dichloropropene	ND	0.0013	EPA 8260D	2-4-25	2-4-25	
1,1,2-Trichloroethane	ND	0.0013	EPA 8260D	2-4-25	2-4-25	
Tetrachloroethene	ND	0.0013	EPA 8260D	2-4-25	2-4-25	
1,3-Dichloropropane	ND	0.0013	EPA 8260D	2-4-25	2-4-25	
2-Hexanone	ND	0.0081	EPA 8260D	2-4-25	2-4-25	
Dibromochloromethane	ND	0.0013	EPA 8260D	2-4-25	2-4-25	
1,2-Dibromoethane	ND	0.0013	EPA 8260D	2-4-25	2-4-25	
Chlorobenzene	ND	0.0013	EPA 8260D	2-4-25	2-4-25	
1,1,1,2-Tetrachloroethane	ND	0.0013	EPA 8260D	2-4-25	2-4-25	
Ethylbenzene	ND	0.0013	EPA 8260D	2-4-25	2-4-25	
m,p-Xylene	ND	0.0025	EPA 8260D	2-4-25	2-4-25	
o-Xylene	ND	0.0013	EPA 8260D	2-4-25	2-4-25	
Styrene	ND	0.0013	EPA 8260D	2-4-25	2-4-25	
Bromoform	ND	0.0063	EPA 8260D	2-4-25	2-4-25	
Isopropylbenzene	ND	0.0013	EPA 8260D	2-4-25	2-4-25	
Bromobenzene	ND	0.0013	EPA 8260D	2-4-25	2-4-25	
1,1,2,2-Tetrachloroethane	ND	0.0013	EPA 8260D	2-4-25	2-4-25	
1,2,3-Trichloropropane	ND	0.0013	EPA 8260D	2-4-25	2-4-25	
n-Propylbenzene	ND	0.0013	EPA 8260D	2-4-25	2-4-25	
2-Chlorotoluene	ND	0.0013	EPA 8260D	2-4-25	2-4-25	
4-Chlorotoluene	ND	0.0013	EPA 8260D	2-4-25	2-4-25	
1,3,5-Trimethylbenzene	ND	0.0013	EPA 8260D	2-4-25	2-4-25	
tert-Butylbenzene	ND	0.0013	EPA 8260D	2-4-25	2-4-25	
1,2,4-Trimethylbenzene	ND	0.0013	EPA 8260D	2-4-25	2-4-25	
sec-Butylbenzene	ND	0.0013	EPA 8260D	2-4-25	2-4-25	
1,3-Dichlorobenzene	ND	0.0013	EPA 8260D	2-4-25	2-4-25	
p-Isopropyltoluene	ND	0.0013	EPA 8260D	2-4-25	2-4-25	
1,4-Dichlorobenzene	ND	0.0013	EPA 8260D	2-4-25	2-4-25	
1,2-Dichlorobenzene	ND	0.0013	EPA 8260D	2-4-25	2-4-25	
n-Butylbenzene	ND	0.0013	EPA 8260D	2-4-25	2-4-25	
1,2-Dibromo-3-chloropropane	ND	0.0063	EPA 8260D	2-4-25	2-4-25	
1,2,4-Trichlorobenzene	ND	0.0013	EPA 8260D	2-4-25	2-4-25	
Hexachlorobutadiene	ND	0.0063	EPA 8260D	2-4-25	2-4-25	
Naphthalene	ND	0.0063	EPA 8260D	2-4-25	2-4-25	
1,2,3-Trichlorobenzene	ND	0.0013	EPA 8260D	2-4-25	2-4-25	
Surrogate:	*Percent Recovery*	*Control Limits*				
Dibromofluoromethane	*113*	*69-124*				
Toluene-d8	*108*	*80-118*				
4-Bromofluorobenzene	*99*	*75-123*				

This report pertains to the samples analyzed in accordance with the chain of custody, and is intended only for the use of the individual or company to whom it is addressed.

Date of Report: February 13, 2025
Samples Submitted: February 4, 2025
Laboratory Reference: 2502-020
Project: 17613-012-01

VOLATILE ORGANICS EPA 8260D
page 1 of 2

Matrix: Soil
Units: mg/kg

Analyte	Result	PQL	Method	Date Prepared	Date Analyzed	Flags
Client ID:	**RI-DP1-12-13**					
Laboratory ID:	02-020-02					
Dichlorodifluoromethane	ND	0.0012	EPA 8260D	2-4-25	2-4-25	
Chloromethane	ND	0.0060	EPA 8260D	2-4-25	2-4-25	
Vinyl Chloride	ND	0.0012	EPA 8260D	2-4-25	2-4-25	
Bromomethane	ND	0.0060	EPA 8260D	2-4-25	2-4-25	
Chloroethane	ND	0.0060	EPA 8260D	2-4-25	2-4-25	
Trichlorofluoromethane	ND	0.0012	EPA 8260D	2-4-25	2-4-25	
1,1-Dichloroethene	ND	0.0012	EPA 8260D	2-4-25	2-4-25	
Acetone	ND	0.016	EPA 8260D	2-4-25	2-4-25	
Iodomethane	ND	0.0060	EPA 8260D	2-4-25	2-4-25	
Carbon Disulfide	ND	0.0012	EPA 8260D	2-4-25	2-4-25	
Methylene Chloride	ND	0.0077	EPA 8260D	2-4-25	2-4-25	
(trans) 1,2-Dichloroethene	ND	0.0012	EPA 8260D	2-4-25	2-4-25	
Methyl t-Butyl Ether	ND	0.0012	EPA 8260D	2-4-25	2-4-25	
1,1-Dichloroethane	ND	0.0012	EPA 8260D	2-4-25	2-4-25	
Vinyl Acetate	ND	0.0079	EPA 8260D	2-4-25	2-4-25	
2,2-Dichloropropane	ND	0.0012	EPA 8260D	2-4-25	2-4-25	
(cis) 1,2-Dichloroethene	ND	0.0012	EPA 8260D	2-4-25	2-4-25	
2-Butanone	ND	0.0077	EPA 8260D	2-4-25	2-4-25	
Bromochloromethane	ND	0.0012	EPA 8260D	2-4-25	2-4-25	
Chloroform	ND	0.0012	EPA 8260D	2-4-25	2-4-25	
1,1,1-Trichloroethane	ND	0.0012	EPA 8260D	2-4-25	2-4-25	
Carbon Tetrachloride	ND	0.0012	EPA 8260D	2-4-25	2-4-25	
1,1-Dichloropropene	ND	0.0012	EPA 8260D	2-4-25	2-4-25	
Benzene	ND	0.0012	EPA 8260D	2-4-25	2-4-25	
1,2-Dichloroethane	ND	0.0012	EPA 8260D	2-4-25	2-4-25	
Trichloroethene	ND	0.0012	EPA 8260D	2-4-25	2-4-25	
1,2-Dichloropropane	ND	0.0012	EPA 8260D	2-4-25	2-4-25	
Dibromomethane	ND	0.0012	EPA 8260D	2-4-25	2-4-25	
Bromodichloromethane	ND	0.0012	EPA 8260D	2-4-25	2-4-25	
2-Chloroethyl Vinyl Ether	ND	0.0080	EPA 8260D	2-4-25	2-4-25	
(cis) 1,3-Dichloropropene	ND	0.0012	EPA 8260D	2-4-25	2-4-25	
Methyl Isobutyl Ketone	ND	0.0077	EPA 8260D	2-4-25	2-4-25	
Toluene	ND	0.0060	EPA 8260D	2-4-25	2-4-25	

This report pertains to the samples analyzed in accordance with the chain of custody,
and is intended only for the use of the individual or company to whom it is addressed.

Date of Report: February 13, 2025
Samples Submitted: February 4, 2025
Laboratory Reference: 2502-020
Project: 17613-012-01

VOLATILE ORGANICS EPA 8260D
page 2 of 2

Analyte	Result	PQL	Method	Date Prepared	Date Analyzed	Flags
Client ID:	**RI-DP1-12-13**					
Laboratory ID:	02-020-02					
(trans) 1,3-Dichloropropene	ND	0.0012	EPA 8260D	2-4-25	2-4-25	
1,1,2-Trichloroethane	ND	0.0012	EPA 8260D	2-4-25	2-4-25	
Tetrachloroethene	ND	0.0012	EPA 8260D	2-4-25	2-4-25	
1,3-Dichloropropane	ND	0.0012	EPA 8260D	2-4-25	2-4-25	
2-Hexanone	ND	0.0077	EPA 8260D	2-4-25	2-4-25	
Dibromochloromethane	ND	0.0012	EPA 8260D	2-4-25	2-4-25	
1,2-Dibromoethane	ND	0.0012	EPA 8260D	2-4-25	2-4-25	
Chlorobenzene	ND	0.0012	EPA 8260D	2-4-25	2-4-25	
1,1,1,2-Tetrachloroethane	ND	0.0012	EPA 8260D	2-4-25	2-4-25	
Ethylbenzene	ND	0.0012	EPA 8260D	2-4-25	2-4-25	
m,p-Xylene	ND	0.0024	EPA 8260D	2-4-25	2-4-25	
o-Xylene	ND	0.0012	EPA 8260D	2-4-25	2-4-25	
Styrene	ND	0.0012	EPA 8260D	2-4-25	2-4-25	
Bromoform	ND	0.0060	EPA 8260D	2-4-25	2-4-25	
Isopropylbenzene	ND	0.0012	EPA 8260D	2-4-25	2-4-25	
Bromobenzene	ND	0.0012	EPA 8260D	2-4-25	2-4-25	
1,1,2,2-Tetrachloroethane	ND	0.0012	EPA 8260D	2-4-25	2-4-25	
1,2,3-Trichloropropane	ND	0.0012	EPA 8260D	2-4-25	2-4-25	
n-Propylbenzene	ND	0.0012	EPA 8260D	2-4-25	2-4-25	
2-Chlorotoluene	ND	0.0012	EPA 8260D	2-4-25	2-4-25	
4-Chlorotoluene	ND	0.0012	EPA 8260D	2-4-25	2-4-25	
1,3,5-Trimethylbenzene	ND	0.0012	EPA 8260D	2-4-25	2-4-25	
tert-Butylbenzene	ND	0.0012	EPA 8260D	2-4-25	2-4-25	
1,2,4-Trimethylbenzene	ND	0.0012	EPA 8260D	2-4-25	2-4-25	
sec-Butylbenzene	ND	0.0012	EPA 8260D	2-4-25	2-4-25	
1,3-Dichlorobenzene	ND	0.0012	EPA 8260D	2-4-25	2-4-25	
p-Isopropyltoluene	ND	0.0012	EPA 8260D	2-4-25	2-4-25	
1,4-Dichlorobenzene	ND	0.0012	EPA 8260D	2-4-25	2-4-25	
1,2-Dichlorobenzene	ND	0.0012	EPA 8260D	2-4-25	2-4-25	
n-Butylbenzene	ND	0.0012	EPA 8260D	2-4-25	2-4-25	
1,2-Dibromo-3-chloropropane	ND	0.0060	EPA 8260D	2-4-25	2-4-25	
1,2,4-Trichlorobenzene	ND	0.0012	EPA 8260D	2-4-25	2-4-25	
Hexachlorobutadiene	ND	0.0060	EPA 8260D	2-4-25	2-4-25	
Naphthalene	ND	0.0060	EPA 8260D	2-4-25	2-4-25	
1,2,3-Trichlorobenzene	ND	0.0012	EPA 8260D	2-4-25	2-4-25	
Surrogate:	*Percent Recovery*	*Control Limits*				
Dibromofluoromethane	*111*	*69-124*				
Toluene-d8	*105*	*80-118*				
4-Bromofluorobenzene	*96*	*75-123*				

This report pertains to the samples analyzed in accordance with the chain of custody, and is intended only for the use of the individual or company to whom it is addressed.

Date of Report: February 13, 2025
Samples Submitted: February 4, 2025
Laboratory Reference: 2502-020
Project: 17613-012-01

VOLATILE ORGANICS EPA 8260D
page 1 of 2

Matrix: Soil
Units: mg/kg

Analyte	Result	PQL	Method	Date Prepared	Date Analyzed	Flags
Client ID:	**RI-DP1-19-20**					
Laboratory ID:	02-020-03					
Dichlorodifluoromethane	ND	0.0011	EPA 8260D	2-4-25	2-4-25	
Chloromethane	ND	0.0054	EPA 8260D	2-4-25	2-4-25	
Vinyl Chloride	ND	0.0011	EPA 8260D	2-4-25	2-4-25	
Bromomethane	ND	0.0054	EPA 8260D	2-4-25	2-4-25	
Chloroethane	ND	0.0054	EPA 8260D	2-4-25	2-4-25	
Trichlorofluoromethane	ND	0.0011	EPA 8260D	2-4-25	2-4-25	
1,1-Dichloroethene	ND	0.0011	EPA 8260D	2-4-25	2-4-25	
Acetone	ND	0.014	EPA 8260D	2-4-25	2-4-25	
Iodomethane	ND	0.0054	EPA 8260D	2-4-25	2-4-25	
Carbon Disulfide	ND	0.0011	EPA 8260D	2-4-25	2-4-25	
Methylene Chloride	ND	0.0069	EPA 8260D	2-4-25	2-4-25	
(trans) 1,2-Dichloroethene	ND	0.0011	EPA 8260D	2-4-25	2-4-25	
Methyl t-Butyl Ether	ND	0.0011	EPA 8260D	2-4-25	2-4-25	
1,1-Dichloroethane	ND	0.0011	EPA 8260D	2-4-25	2-4-25	
Vinyl Acetate	ND	0.0072	EPA 8260D	2-4-25	2-4-25	
2,2-Dichloropropane	ND	0.0011	EPA 8260D	2-4-25	2-4-25	
(cis) 1,2-Dichloroethene	ND	0.0011	EPA 8260D	2-4-25	2-4-25	
2-Butanone	ND	0.0069	EPA 8260D	2-4-25	2-4-25	
Bromochloromethane	ND	0.0011	EPA 8260D	2-4-25	2-4-25	
Chloroform	ND	0.0011	EPA 8260D	2-4-25	2-4-25	
1,1,1-Trichloroethane	ND	0.0011	EPA 8260D	2-4-25	2-4-25	
Carbon Tetrachloride	ND	0.0011	EPA 8260D	2-4-25	2-4-25	
1,1-Dichloropropene	ND	0.0011	EPA 8260D	2-4-25	2-4-25	
Benzene	ND	0.0011	EPA 8260D	2-4-25	2-4-25	
1,2-Dichloroethane	ND	0.0011	EPA 8260D	2-4-25	2-4-25	
Trichloroethene	ND	0.0011	EPA 8260D	2-4-25	2-4-25	
1,2-Dichloropropane	ND	0.0011	EPA 8260D	2-4-25	2-4-25	
Dibromomethane	ND	0.0011	EPA 8260D	2-4-25	2-4-25	
Bromodichloromethane	ND	0.0011	EPA 8260D	2-4-25	2-4-25	
2-Chloroethyl Vinyl Ether	ND	0.0073	EPA 8260D	2-4-25	2-4-25	
(cis) 1,3-Dichloropropene	ND	0.0011	EPA 8260D	2-4-25	2-4-25	
Methyl Isobutyl Ketone	ND	0.0069	EPA 8260D	2-4-25	2-4-25	
Toluene	ND	0.0054	EPA 8260D	2-4-25	2-4-25	

This report pertains to the samples analyzed in accordance with the chain of custody,
and is intended only for the use of the individual or company to whom it is addressed.

Date of Report: February 13, 2025
Samples Submitted: February 4, 2025
Laboratory Reference: 2502-020
Project: 17613-012-01

VOLATILE ORGANICS EPA 8260D
page 2 of 2

Analyte	Result	PQL	Method	Date Prepared	Date Analyzed	Flags
Client ID:	**RI-DP1-19-20**					
Laboratory ID:	02-020-03					
(trans) 1,3-Dichloropropene	ND	0.0011	EPA 8260D	2-4-25	2-4-25	
1,1,2-Trichloroethane	ND	0.0011	EPA 8260D	2-4-25	2-4-25	
Tetrachloroethene	ND	0.0011	EPA 8260D	2-4-25	2-4-25	
1,3-Dichloropropane	ND	0.0011	EPA 8260D	2-4-25	2-4-25	
2-Hexanone	ND	0.0069	EPA 8260D	2-4-25	2-4-25	
Dibromochloromethane	ND	0.0011	EPA 8260D	2-4-25	2-4-25	
1,2-Dibromoethane	ND	0.0011	EPA 8260D	2-4-25	2-4-25	
Chlorobenzene	ND	0.0011	EPA 8260D	2-4-25	2-4-25	
1,1,1,2-Tetrachloroethane	ND	0.0011	EPA 8260D	2-4-25	2-4-25	
Ethylbenzene	ND	0.0011	EPA 8260D	2-4-25	2-4-25	
m,p-Xylene	ND	0.0022	EPA 8260D	2-4-25	2-4-25	
o-Xylene	ND	0.0011	EPA 8260D	2-4-25	2-4-25	
Styrene	ND	0.0011	EPA 8260D	2-4-25	2-4-25	
Bromoform	ND	0.0054	EPA 8260D	2-4-25	2-4-25	
Isopropylbenzene	ND	0.0011	EPA 8260D	2-4-25	2-4-25	
Bromobenzene	ND	0.0011	EPA 8260D	2-4-25	2-4-25	
1,1,2,2-Tetrachloroethane	ND	0.0011	EPA 8260D	2-4-25	2-4-25	
1,2,3-Trichloropropane	ND	0.0011	EPA 8260D	2-4-25	2-4-25	
n-Propylbenzene	ND	0.0011	EPA 8260D	2-4-25	2-4-25	
2-Chlorotoluene	ND	0.0011	EPA 8260D	2-4-25	2-4-25	
4-Chlorotoluene	ND	0.0011	EPA 8260D	2-4-25	2-4-25	
1,3,5-Trimethylbenzene	ND	0.0011	EPA 8260D	2-4-25	2-4-25	
tert-Butylbenzene	ND	0.0011	EPA 8260D	2-4-25	2-4-25	
1,2,4-Trimethylbenzene	ND	0.0011	EPA 8260D	2-4-25	2-4-25	
sec-Butylbenzene	ND	0.0011	EPA 8260D	2-4-25	2-4-25	
1,3-Dichlorobenzene	ND	0.0011	EPA 8260D	2-4-25	2-4-25	
p-Isopropyltoluene	ND	0.0011	EPA 8260D	2-4-25	2-4-25	
1,4-Dichlorobenzene	ND	0.0011	EPA 8260D	2-4-25	2-4-25	
1,2-Dichlorobenzene	ND	0.0011	EPA 8260D	2-4-25	2-4-25	
n-Butylbenzene	ND	0.0011	EPA 8260D	2-4-25	2-4-25	
1,2-Dibromo-3-chloropropane	ND	0.0054	EPA 8260D	2-4-25	2-4-25	
1,2,4-Trichlorobenzene	ND	0.0011	EPA 8260D	2-4-25	2-4-25	
Hexachlorobutadiene	ND	0.0054	EPA 8260D	2-4-25	2-4-25	
Naphthalene	ND	0.0054	EPA 8260D	2-4-25	2-4-25	
1,2,3-Trichlorobenzene	ND	0.0011	EPA 8260D	2-4-25	2-4-25	
Surrogate:	*Percent Recovery*	*Control Limits*				
Dibromofluoromethane	*101*	*69-124*				
Toluene-d8	*99*	*80-118*				
4-Bromofluorobenzene	*92*	*75-123*				

This report pertains to the samples analyzed in accordance with the chain of custody, and is intended only for the use of the individual or company to whom it is addressed.

Date of Report: February 13, 2025
Samples Submitted: February 4, 2025
Laboratory Reference: 2502-020
Project: 17613-012-01

VOLATILE ORGANICS EPA 8260D
page 1 of 2

Matrix: Soil
Units: mg/kg

Analyte	Result	PQL	Method	Date Prepared	Date Analyzed	Flags
Client ID:	**RI-DP3-4-5**					
Laboratory ID:	02-020-04					
Dichlorodifluoromethane	ND	0.0011	EPA 8260D	2-4-25	2-4-25	
Chloromethane	ND	0.0057	EPA 8260D	2-4-25	2-4-25	
Vinyl Chloride	ND	0.0011	EPA 8260D	2-4-25	2-4-25	
Bromomethane	ND	0.0057	EPA 8260D	2-4-25	2-4-25	
Chloroethane	ND	0.0057	EPA 8260D	2-4-25	2-4-25	
Trichlorofluoromethane	ND	0.0011	EPA 8260D	2-4-25	2-4-25	
1,1-Dichloroethene	ND	0.0011	EPA 8260D	2-4-25	2-4-25	
Acetone	ND	0.015	EPA 8260D	2-4-25	2-4-25	
Iodomethane	ND	0.0057	EPA 8260D	2-4-25	2-4-25	
Carbon Disulfide	ND	0.0011	EPA 8260D	2-4-25	2-4-25	
Methylene Chloride	ND	0.0073	EPA 8260D	2-4-25	2-4-25	
(trans) 1,2-Dichloroethene	ND	0.0011	EPA 8260D	2-4-25	2-4-25	
Methyl t-Butyl Ether	ND	0.0011	EPA 8260D	2-4-25	2-4-25	
1,1-Dichloroethane	ND	0.0011	EPA 8260D	2-4-25	2-4-25	
Vinyl Acetate	ND	0.0076	EPA 8260D	2-4-25	2-4-25	
2,2-Dichloropropane	ND	0.0011	EPA 8260D	2-4-25	2-4-25	
(cis) 1,2-Dichloroethene	ND	0.0011	EPA 8260D	2-4-25	2-4-25	
2-Butanone	ND	0.0073	EPA 8260D	2-4-25	2-4-25	
Bromochloromethane	ND	0.0011	EPA 8260D	2-4-25	2-4-25	
Chloroform	ND	0.0011	EPA 8260D	2-4-25	2-4-25	
1,1,1-Trichloroethane	ND	0.0011	EPA 8260D	2-4-25	2-4-25	
Carbon Tetrachloride	ND	0.0011	EPA 8260D	2-4-25	2-4-25	
1,1-Dichloropropene	ND	0.0011	EPA 8260D	2-4-25	2-4-25	
Benzene	ND	0.0011	EPA 8260D	2-4-25	2-4-25	
1,2-Dichloroethane	ND	0.0011	EPA 8260D	2-4-25	2-4-25	
Trichloroethene	ND	0.0011	EPA 8260D	2-4-25	2-4-25	
1,2-Dichloropropane	ND	0.0011	EPA 8260D	2-4-25	2-4-25	
Dibromomethane	ND	0.0011	EPA 8260D	2-4-25	2-4-25	
Bromodichloromethane	ND	0.0011	EPA 8260D	2-4-25	2-4-25	
2-Chloroethyl Vinyl Ether	ND	0.0077	EPA 8260D	2-4-25	2-4-25	
(cis) 1,3-Dichloropropene	ND	0.0011	EPA 8260D	2-4-25	2-4-25	
Methyl Isobutyl Ketone	ND	0.0073	EPA 8260D	2-4-25	2-4-25	
Toluene	ND	0.0057	EPA 8260D	2-4-25	2-4-25	

This report pertains to the samples analyzed in accordance with the chain of custody, and is intended only for the use of the individual or company to whom it is addressed.

Date of Report: February 13, 2025
Samples Submitted: February 4, 2025
Laboratory Reference: 2502-020
Project: 17613-012-01

VOLATILE ORGANICS EPA 8260D
page 2 of 2

Analyte	Result	PQL	Method	Date Prepared	Date Analyzed	Flags
Client ID:	**RI-DP3-4-5**					
Laboratory ID:	02-020-04					
(trans) 1,3-Dichloropropene	ND	0.0011	EPA 8260D	2-4-25	2-4-25	
1,1,2-Trichloroethane	ND	0.0011	EPA 8260D	2-4-25	2-4-25	
Tetrachloroethene	0.0024	0.0011	EPA 8260D	2-4-25	2-4-25	
1,3-Dichloropropane	ND	0.0011	EPA 8260D	2-4-25	2-4-25	
2-Hexanone	ND	0.0073	EPA 8260D	2-4-25	2-4-25	
Dibromochloromethane	ND	0.0011	EPA 8260D	2-4-25	2-4-25	
1,2-Dibromoethane	ND	0.0011	EPA 8260D	2-4-25	2-4-25	
Chlorobenzene	ND	0.0011	EPA 8260D	2-4-25	2-4-25	
1,1,1,2-Tetrachloroethane	ND	0.0011	EPA 8260D	2-4-25	2-4-25	
Ethylbenzene	ND	0.0011	EPA 8260D	2-4-25	2-4-25	
m,p-Xylene	ND	0.0023	EPA 8260D	2-4-25	2-4-25	
o-Xylene	ND	0.0011	EPA 8260D	2-4-25	2-4-25	
Styrene	ND	0.0011	EPA 8260D	2-4-25	2-4-25	
Bromoform	ND	0.0057	EPA 8260D	2-4-25	2-4-25	
Isopropylbenzene	ND	0.0011	EPA 8260D	2-4-25	2-4-25	
Bromobenzene	ND	0.0011	EPA 8260D	2-4-25	2-4-25	
1,1,2,2-Tetrachloroethane	ND	0.0011	EPA 8260D	2-4-25	2-4-25	
1,2,3-Trichloropropane	ND	0.0011	EPA 8260D	2-4-25	2-4-25	
n-Propylbenzene	ND	0.0011	EPA 8260D	2-4-25	2-4-25	
2-Chlorotoluene	ND	0.0011	EPA 8260D	2-4-25	2-4-25	
4-Chlorotoluene	ND	0.0011	EPA 8260D	2-4-25	2-4-25	
1,3,5-Trimethylbenzene	ND	0.0011	EPA 8260D	2-4-25	2-4-25	
tert-Butylbenzene	ND	0.0011	EPA 8260D	2-4-25	2-4-25	
1,2,4-Trimethylbenzene	ND	0.0011	EPA 8260D	2-4-25	2-4-25	
sec-Butylbenzene	ND	0.0011	EPA 8260D	2-4-25	2-4-25	
1,3-Dichlorobenzene	ND	0.0011	EPA 8260D	2-4-25	2-4-25	
p-Isopropyltoluene	ND	0.0011	EPA 8260D	2-4-25	2-4-25	
1,4-Dichlorobenzene	ND	0.0011	EPA 8260D	2-4-25	2-4-25	
1,2-Dichlorobenzene	ND	0.0011	EPA 8260D	2-4-25	2-4-25	
n-Butylbenzene	ND	0.0011	EPA 8260D	2-4-25	2-4-25	
1,2-Dibromo-3-chloropropane	ND	0.0057	EPA 8260D	2-4-25	2-4-25	
1,2,4-Trichlorobenzene	ND	0.0011	EPA 8260D	2-4-25	2-4-25	
Hexachlorobutadiene	ND	0.0057	EPA 8260D	2-4-25	2-4-25	
Naphthalene	ND	0.0057	EPA 8260D	2-4-25	2-4-25	
1,2,3-Trichlorobenzene	ND	0.0011	EPA 8260D	2-4-25	2-4-25	
Surrogate:	*Percent Recovery*	*Control Limits*				
Dibromofluoromethane	*110*	*69-124*				
Toluene-d8	*103*	*80-118*				
4-Bromofluorobenzene	*96*	*75-123*				

This report pertains to the samples analyzed in accordance with the chain of custody, and is intended only for the use of the individual or company to whom it is addressed.

Date of Report: February 13, 2025
Samples Submitted: February 4, 2025
Laboratory Reference: 2502-020
Project: 17613-012-01

VOLATILE ORGANICS EPA 8260D
page 1 of 2

Matrix: Soil
Units: mg/kg

Analyte	Result	PQL	Method	Date Prepared	Date Analyzed	Flags
Client ID:	**RI-DP3-8.5-9.5**					
Laboratory ID:	02-020-05					
Dichlorodifluoromethane	ND	0.0013	EPA 8260D	2-4-25	2-4-25	
Chloromethane	ND	0.0064	EPA 8260D	2-4-25	2-4-25	
Vinyl Chloride	ND	0.0013	EPA 8260D	2-4-25	2-4-25	
Bromomethane	ND	0.0064	EPA 8260D	2-4-25	2-4-25	
Chloroethane	ND	0.0064	EPA 8260D	2-4-25	2-4-25	
Trichlorofluoromethane	ND	0.0013	EPA 8260D	2-4-25	2-4-25	
1,1-Dichloroethene	ND	0.0013	EPA 8260D	2-4-25	2-4-25	
Acetone	ND	0.017	EPA 8260D	2-4-25	2-4-25	
Iodomethane	ND	0.0064	EPA 8260D	2-4-25	2-4-25	
Carbon Disulfide	ND	0.0013	EPA 8260D	2-4-25	2-4-25	
Methylene Chloride	ND	0.0082	EPA 8260D	2-4-25	2-4-25	
(trans) 1,2-Dichloroethene	ND	0.0013	EPA 8260D	2-4-25	2-4-25	
Methyl t-Butyl Ether	ND	0.0013	EPA 8260D	2-4-25	2-4-25	
1,1-Dichloroethane	ND	0.0013	EPA 8260D	2-4-25	2-4-25	
Vinyl Acetate	ND	0.0085	EPA 8260D	2-4-25	2-4-25	
2,2-Dichloropropane	ND	0.0013	EPA 8260D	2-4-25	2-4-25	
(cis) 1,2-Dichloroethene	ND	0.0013	EPA 8260D	2-4-25	2-4-25	
2-Butanone	ND	0.0082	EPA 8260D	2-4-25	2-4-25	
Bromochloromethane	ND	0.0013	EPA 8260D	2-4-25	2-4-25	
Chloroform	ND	0.0013	EPA 8260D	2-4-25	2-4-25	
1,1,1-Trichloroethane	ND	0.0013	EPA 8260D	2-4-25	2-4-25	
Carbon Tetrachloride	ND	0.0013	EPA 8260D	2-4-25	2-4-25	
1,1-Dichloropropene	ND	0.0013	EPA 8260D	2-4-25	2-4-25	
Benzene	ND	0.0013	EPA 8260D	2-4-25	2-4-25	
1,2-Dichloroethane	ND	0.0013	EPA 8260D	2-4-25	2-4-25	
Trichloroethene	ND	0.0013	EPA 8260D	2-4-25	2-4-25	
1,2-Dichloropropane	ND	0.0013	EPA 8260D	2-4-25	2-4-25	
Dibromomethane	ND	0.0013	EPA 8260D	2-4-25	2-4-25	
Bromodichloromethane	ND	0.0013	EPA 8260D	2-4-25	2-4-25	
2-Chloroethyl Vinyl Ether	ND	0.0086	EPA 8260D	2-4-25	2-4-25	
(cis) 1,3-Dichloropropene	ND	0.0013	EPA 8260D	2-4-25	2-4-25	
Methyl Isobutyl Ketone	ND	0.0082	EPA 8260D	2-4-25	2-4-25	
Toluene	ND	0.0064	EPA 8260D	2-4-25	2-4-25	

This report pertains to the samples analyzed in accordance with the chain of custody,
and is intended only for the use of the individual or company to whom it is addressed.

Date of Report: February 13, 2025
Samples Submitted: February 4, 2025
Laboratory Reference: 2502-020
Project: 17613-012-01

VOLATILE ORGANICS EPA 8260D
page 2 of 2

Analyte	Result	PQL	Method	Date Prepared	Date Analyzed	Flags
Client ID:	**RI-DP3-8.5-9.5**					
Laboratory ID:	02-020-05					
(trans) 1,3-Dichloropropene	ND	0.0013	EPA 8260D	2-4-25	2-4-25	
1,1,2-Trichloroethane	ND	0.0013	EPA 8260D	2-4-25	2-4-25	
Tetrachloroethene	ND	0.0013	EPA 8260D	2-4-25	2-4-25	
1,3-Dichloropropane	ND	0.0013	EPA 8260D	2-4-25	2-4-25	
2-Hexanone	ND	0.0082	EPA 8260D	2-4-25	2-4-25	
Dibromochloromethane	ND	0.0013	EPA 8260D	2-4-25	2-4-25	
1,2-Dibromoethane	ND	0.0013	EPA 8260D	2-4-25	2-4-25	
Chlorobenzene	ND	0.0013	EPA 8260D	2-4-25	2-4-25	
1,1,1,2-Tetrachloroethane	ND	0.0013	EPA 8260D	2-4-25	2-4-25	
Ethylbenzene	ND	0.0013	EPA 8260D	2-4-25	2-4-25	
m,p-Xylene	ND	0.0026	EPA 8260D	2-4-25	2-4-25	
o-Xylene	ND	0.0013	EPA 8260D	2-4-25	2-4-25	
Styrene	ND	0.0013	EPA 8260D	2-4-25	2-4-25	
Bromoform	ND	0.0064	EPA 8260D	2-4-25	2-4-25	
Isopropylbenzene	ND	0.0013	EPA 8260D	2-4-25	2-4-25	
Bromobenzene	ND	0.0013	EPA 8260D	2-4-25	2-4-25	
1,1,2,2-Tetrachloroethane	ND	0.0013	EPA 8260D	2-4-25	2-4-25	
1,2,3-Trichloropropane	ND	0.0013	EPA 8260D	2-4-25	2-4-25	
n-Propylbenzene	ND	0.0013	EPA 8260D	2-4-25	2-4-25	
2-Chlorotoluene	ND	0.0013	EPA 8260D	2-4-25	2-4-25	
4-Chlorotoluene	ND	0.0013	EPA 8260D	2-4-25	2-4-25	
1,3,5-Trimethylbenzene	ND	0.0013	EPA 8260D	2-4-25	2-4-25	
tert-Butylbenzene	ND	0.0013	EPA 8260D	2-4-25	2-4-25	
1,2,4-Trimethylbenzene	ND	0.0013	EPA 8260D	2-4-25	2-4-25	
sec-Butylbenzene	ND	0.0013	EPA 8260D	2-4-25	2-4-25	
1,3-Dichlorobenzene	ND	0.0013	EPA 8260D	2-4-25	2-4-25	
p-Isopropyltoluene	ND	0.0013	EPA 8260D	2-4-25	2-4-25	
1,4-Dichlorobenzene	ND	0.0013	EPA 8260D	2-4-25	2-4-25	
1,2-Dichlorobenzene	ND	0.0013	EPA 8260D	2-4-25	2-4-25	
n-Butylbenzene	ND	0.0013	EPA 8260D	2-4-25	2-4-25	
1,2-Dibromo-3-chloropropane	ND	0.0064	EPA 8260D	2-4-25	2-4-25	
1,2,4-Trichlorobenzene	ND	0.0013	EPA 8260D	2-4-25	2-4-25	
Hexachlorobutadiene	ND	0.0064	EPA 8260D	2-4-25	2-4-25	
Naphthalene	ND	0.0064	EPA 8260D	2-4-25	2-4-25	
1,2,3-Trichlorobenzene	ND	0.0013	EPA 8260D	2-4-25	2-4-25	
Surrogate:	*Percent Recovery*	*Control Limits*				
Dibromofluoromethane	*106*	*69-124*				
Toluene-d8	*101*	*80-118*				
4-Bromofluorobenzene	*96*	*75-123*				

This report pertains to the samples analyzed in accordance with the chain of custody, and is intended only for the use of the individual or company to whom it is addressed.

Date of Report: February 13, 2025
Samples Submitted: February 4, 2025
Laboratory Reference: 2502-020
Project: 17613-012-01

VOLATILE ORGANICS EPA 8260D
page 1 of 2

Matrix: Soil
Units: mg/kg

Analyte	Result	PQL	Method	Date Prepared	Date Analyzed	Flags
Client ID:	**RI-DP3-14-15**					
Laboratory ID:	02-020-06					
Dichlorodifluoromethane	ND	0.0012	EPA 8260D	2-4-25	2-4-25	
Chloromethane	ND	0.0060	EPA 8260D	2-4-25	2-4-25	
Vinyl Chloride	ND	0.0012	EPA 8260D	2-4-25	2-4-25	
Bromomethane	ND	0.0060	EPA 8260D	2-4-25	2-4-25	
Chloroethane	ND	0.0060	EPA 8260D	2-4-25	2-4-25	
Trichlorofluoromethane	ND	0.0012	EPA 8260D	2-4-25	2-4-25	
1,1-Dichloroethene	ND	0.0012	EPA 8260D	2-4-25	2-4-25	
Acetone	ND	0.016	EPA 8260D	2-4-25	2-4-25	
Iodomethane	ND	0.0060	EPA 8260D	2-4-25	2-4-25	
Carbon Disulfide	ND	0.0012	EPA 8260D	2-4-25	2-4-25	
Methylene Chloride	ND	0.0077	EPA 8260D	2-4-25	2-4-25	
(trans) 1,2-Dichloroethene	ND	0.0012	EPA 8260D	2-4-25	2-4-25	
Methyl t-Butyl Ether	ND	0.0012	EPA 8260D	2-4-25	2-4-25	
1,1-Dichloroethane	ND	0.0012	EPA 8260D	2-4-25	2-4-25	
Vinyl Acetate	ND	0.0080	EPA 8260D	2-4-25	2-4-25	
2,2-Dichloropropane	ND	0.0012	EPA 8260D	2-4-25	2-4-25	
(cis) 1,2-Dichloroethene	ND	0.0012	EPA 8260D	2-4-25	2-4-25	
2-Butanone	ND	0.0077	EPA 8260D	2-4-25	2-4-25	
Bromochloromethane	ND	0.0012	EPA 8260D	2-4-25	2-4-25	
Chloroform	ND	0.0012	EPA 8260D	2-4-25	2-4-25	
1,1,1-Trichloroethane	ND	0.0012	EPA 8260D	2-4-25	2-4-25	
Carbon Tetrachloride	ND	0.0012	EPA 8260D	2-4-25	2-4-25	
1,1-Dichloropropene	ND	0.0012	EPA 8260D	2-4-25	2-4-25	
Benzene	ND	0.0012	EPA 8260D	2-4-25	2-4-25	
1,2-Dichloroethane	ND	0.0012	EPA 8260D	2-4-25	2-4-25	
Trichloroethene	ND	0.0012	EPA 8260D	2-4-25	2-4-25	
1,2-Dichloropropane	ND	0.0012	EPA 8260D	2-4-25	2-4-25	
Dibromomethane	ND	0.0012	EPA 8260D	2-4-25	2-4-25	
Bromodichloromethane	ND	0.0012	EPA 8260D	2-4-25	2-4-25	
2-Chloroethyl Vinyl Ether	ND	0.0081	EPA 8260D	2-4-25	2-4-25	
(cis) 1,3-Dichloropropene	ND	0.0012	EPA 8260D	2-4-25	2-4-25	
Methyl Isobutyl Ketone	ND	0.0077	EPA 8260D	2-4-25	2-4-25	
Toluene	ND	0.0060	EPA 8260D	2-4-25	2-4-25	

This report pertains to the samples analyzed in accordance with the chain of custody,
and is intended only for the use of the individual or company to whom it is addressed.

Date of Report: February 13, 2025
Samples Submitted: February 4, 2025
Laboratory Reference: 2502-020
Project: 17613-012-01

VOLATILE ORGANICS EPA 8260D
page 2 of 2

Analyte	Result	PQL	Method	Date Prepared	Date Analyzed	Flags
Client ID:	**RI-DP3-14-15**					
Laboratory ID:	02-020-06					
(trans) 1,3-Dichloropropene	ND	0.0012	EPA 8260D	2-4-25	2-4-25	
1,1,2-Trichloroethane	ND	0.0012	EPA 8260D	2-4-25	2-4-25	
Tetrachloroethene	ND	0.0012	EPA 8260D	2-4-25	2-4-25	
1,3-Dichloropropane	ND	0.0012	EPA 8260D	2-4-25	2-4-25	
2-Hexanone	ND	0.0077	EPA 8260D	2-4-25	2-4-25	
Dibromochloromethane	ND	0.0012	EPA 8260D	2-4-25	2-4-25	
1,2-Dibromoethane	ND	0.0012	EPA 8260D	2-4-25	2-4-25	
Chlorobenzene	ND	0.0012	EPA 8260D	2-4-25	2-4-25	
1,1,1,2-Tetrachloroethane	ND	0.0012	EPA 8260D	2-4-25	2-4-25	
Ethylbenzene	ND	0.0012	EPA 8260D	2-4-25	2-4-25	
m,p-Xylene	ND	0.0024	EPA 8260D	2-4-25	2-4-25	
o-Xylene	ND	0.0012	EPA 8260D	2-4-25	2-4-25	
Styrene	ND	0.0012	EPA 8260D	2-4-25	2-4-25	
Bromoform	ND	0.0060	EPA 8260D	2-4-25	2-4-25	
Isopropylbenzene	ND	0.0012	EPA 8260D	2-4-25	2-4-25	
Bromobenzene	ND	0.0012	EPA 8260D	2-4-25	2-4-25	
1,1,2,2-Tetrachloroethane	ND	0.0012	EPA 8260D	2-4-25	2-4-25	
1,2,3-Trichloropropane	ND	0.0012	EPA 8260D	2-4-25	2-4-25	
n-Propylbenzene	ND	0.0012	EPA 8260D	2-4-25	2-4-25	
2-Chlorotoluene	ND	0.0012	EPA 8260D	2-4-25	2-4-25	
4-Chlorotoluene	ND	0.0012	EPA 8260D	2-4-25	2-4-25	
1,3,5-Trimethylbenzene	ND	0.0012	EPA 8260D	2-4-25	2-4-25	
tert-Butylbenzene	ND	0.0012	EPA 8260D	2-4-25	2-4-25	
1,2,4-Trimethylbenzene	ND	0.0012	EPA 8260D	2-4-25	2-4-25	
sec-Butylbenzene	ND	0.0012	EPA 8260D	2-4-25	2-4-25	
1,3-Dichlorobenzene	ND	0.0012	EPA 8260D	2-4-25	2-4-25	
p-Isopropyltoluene	ND	0.0012	EPA 8260D	2-4-25	2-4-25	
1,4-Dichlorobenzene	ND	0.0012	EPA 8260D	2-4-25	2-4-25	
1,2-Dichlorobenzene	ND	0.0012	EPA 8260D	2-4-25	2-4-25	
n-Butylbenzene	ND	0.0012	EPA 8260D	2-4-25	2-4-25	
1,2-Dibromo-3-chloropropane	ND	0.0060	EPA 8260D	2-4-25	2-4-25	
1,2,4-Trichlorobenzene	ND	0.0012	EPA 8260D	2-4-25	2-4-25	
Hexachlorobutadiene	ND	0.0060	EPA 8260D	2-4-25	2-4-25	
Naphthalene	ND	0.0060	EPA 8260D	2-4-25	2-4-25	
1,2,3-Trichlorobenzene	ND	0.0012	EPA 8260D	2-4-25	2-4-25	
Surrogate:	*Percent Recovery*	*Control Limits*				
Dibromofluoromethane	*112*	*69-124*				
Toluene-d8	*107*	*80-118*				
4-Bromofluorobenzene	*98*	*75-123*				

This report pertains to the samples analyzed in accordance with the chain of custody, and is intended only for the use of the individual or company to whom it is addressed.

Date of Report: February 13, 2025
Samples Submitted: February 4, 2025
Laboratory Reference: 2502-020
Project: 17613-012-01

VOLATILE ORGANICS EPA 8260D
page 1 of 2

Matrix: Soil
Units: mg/kg

Analyte	Result	PQL	Method	Date Prepared	Date Analyzed	Flags
Client ID:	**RI-DP4-4-5**					
Laboratory ID:	02-020-07					
Dichlorodifluoromethane	ND	0.0013	EPA 8260D	2-4-25	2-4-25	
Chloromethane	ND	0.0064	EPA 8260D	2-4-25	2-4-25	
Vinyl Chloride	ND	0.0013	EPA 8260D	2-4-25	2-4-25	
Bromomethane	ND	0.0064	EPA 8260D	2-4-25	2-4-25	
Chloroethane	ND	0.0064	EPA 8260D	2-4-25	2-4-25	
Trichlorofluoromethane	ND	0.0013	EPA 8260D	2-4-25	2-4-25	
1,1-Dichloroethene	ND	0.0013	EPA 8260D	2-4-25	2-4-25	
Acetone	ND	0.017	EPA 8260D	2-4-25	2-4-25	
Iodomethane	ND	0.0064	EPA 8260D	2-4-25	2-4-25	
Carbon Disulfide	ND	0.0013	EPA 8260D	2-4-25	2-4-25	
Methylene Chloride	ND	0.0082	EPA 8260D	2-4-25	2-4-25	
(trans) 1,2-Dichloroethene	ND	0.0013	EPA 8260D	2-4-25	2-4-25	
Methyl t-Butyl Ether	ND	0.0013	EPA 8260D	2-4-25	2-4-25	
1,1-Dichloroethane	ND	0.0013	EPA 8260D	2-4-25	2-4-25	
Vinyl Acetate	ND	0.0085	EPA 8260D	2-4-25	2-4-25	
2,2-Dichloropropane	ND	0.0013	EPA 8260D	2-4-25	2-4-25	
(cis) 1,2-Dichloroethene	ND	0.0013	EPA 8260D	2-4-25	2-4-25	
2-Butanone	ND	0.0082	EPA 8260D	2-4-25	2-4-25	
Bromochloromethane	ND	0.0013	EPA 8260D	2-4-25	2-4-25	
Chloroform	ND	0.0013	EPA 8260D	2-4-25	2-4-25	
1,1,1-Trichloroethane	ND	0.0013	EPA 8260D	2-4-25	2-4-25	
Carbon Tetrachloride	ND	0.0013	EPA 8260D	2-4-25	2-4-25	
1,1-Dichloropropene	ND	0.0013	EPA 8260D	2-4-25	2-4-25	
Benzene	ND	0.0013	EPA 8260D	2-4-25	2-4-25	
1,2-Dichloroethane	ND	0.0013	EPA 8260D	2-4-25	2-4-25	
Trichloroethene	ND	0.0013	EPA 8260D	2-4-25	2-4-25	
1,2-Dichloropropane	ND	0.0013	EPA 8260D	2-4-25	2-4-25	
Dibromomethane	ND	0.0013	EPA 8260D	2-4-25	2-4-25	
Bromodichloromethane	ND	0.0013	EPA 8260D	2-4-25	2-4-25	
2-Chloroethyl Vinyl Ether	ND	0.0086	EPA 8260D	2-4-25	2-4-25	
(cis) 1,3-Dichloropropene	ND	0.0013	EPA 8260D	2-4-25	2-4-25	
Methyl Isobutyl Ketone	ND	0.0082	EPA 8260D	2-4-25	2-4-25	
Toluene	ND	0.0064	EPA 8260D	2-4-25	2-4-25	

This report pertains to the samples analyzed in accordance with the chain of custody,
and is intended only for the use of the individual or company to whom it is addressed.

Date of Report: February 13, 2025
Samples Submitted: February 4, 2025
Laboratory Reference: 2502-020
Project: 17613-012-01

VOLATILE ORGANICS EPA 8260D
page 2 of 2

Analyte	Result	PQL	Method	Date Prepared	Date Analyzed	Flags
Client ID:	**RI-DP4-4-5**					
Laboratory ID:	02-020-07					
(trans) 1,3-Dichloropropene	ND	0.0013	EPA 8260D	2-4-25	2-4-25	
1,1,2-Trichloroethane	ND	0.0013	EPA 8260D	2-4-25	2-4-25	
Tetrachloroethene	ND	0.0013	EPA 8260D	2-4-25	2-4-25	
1,3-Dichloropropane	ND	0.0013	EPA 8260D	2-4-25	2-4-25	
2-Hexanone	ND	0.0082	EPA 8260D	2-4-25	2-4-25	
Dibromochloromethane	ND	0.0013	EPA 8260D	2-4-25	2-4-25	
1,2-Dibromoethane	ND	0.0013	EPA 8260D	2-4-25	2-4-25	
Chlorobenzene	ND	0.0013	EPA 8260D	2-4-25	2-4-25	
1,1,1,2-Tetrachloroethane	ND	0.0013	EPA 8260D	2-4-25	2-4-25	
Ethylbenzene	ND	0.0013	EPA 8260D	2-4-25	2-4-25	
m,p-Xylene	ND	0.0026	EPA 8260D	2-4-25	2-4-25	
o-Xylene	ND	0.0013	EPA 8260D	2-4-25	2-4-25	
Styrene	ND	0.0013	EPA 8260D	2-4-25	2-4-25	
Bromoform	ND	0.0064	EPA 8260D	2-4-25	2-4-25	
Isopropylbenzene	ND	0.0013	EPA 8260D	2-4-25	2-4-25	
Bromobenzene	ND	0.0013	EPA 8260D	2-4-25	2-4-25	
1,1,2,2-Tetrachloroethane	ND	0.0013	EPA 8260D	2-4-25	2-4-25	
1,2,3-Trichloropropane	ND	0.0013	EPA 8260D	2-4-25	2-4-25	
n-Propylbenzene	ND	0.0013	EPA 8260D	2-4-25	2-4-25	
2-Chlorotoluene	ND	0.0013	EPA 8260D	2-4-25	2-4-25	
4-Chlorotoluene	ND	0.0013	EPA 8260D	2-4-25	2-4-25	
1,3,5-Trimethylbenzene	ND	0.0013	EPA 8260D	2-4-25	2-4-25	
tert-Butylbenzene	ND	0.0013	EPA 8260D	2-4-25	2-4-25	
1,2,4-Trimethylbenzene	ND	0.0013	EPA 8260D	2-4-25	2-4-25	
sec-Butylbenzene	ND	0.0013	EPA 8260D	2-4-25	2-4-25	
1,3-Dichlorobenzene	ND	0.0013	EPA 8260D	2-4-25	2-4-25	
p-Isopropyltoluene	ND	0.0013	EPA 8260D	2-4-25	2-4-25	
1,4-Dichlorobenzene	ND	0.0013	EPA 8260D	2-4-25	2-4-25	
1,2-Dichlorobenzene	ND	0.0013	EPA 8260D	2-4-25	2-4-25	
n-Butylbenzene	ND	0.0013	EPA 8260D	2-4-25	2-4-25	
1,2-Dibromo-3-chloropropane	ND	0.0064	EPA 8260D	2-4-25	2-4-25	
1,2,4-Trichlorobenzene	ND	0.0013	EPA 8260D	2-4-25	2-4-25	
Hexachlorobutadiene	ND	0.0064	EPA 8260D	2-4-25	2-4-25	
Naphthalene	ND	0.0064	EPA 8260D	2-4-25	2-4-25	
1,2,3-Trichlorobenzene	ND	0.0013	EPA 8260D	2-4-25	2-4-25	
Surrogate:	*Percent Recovery*	*Control Limits*				
Dibromofluoromethane	*104*	*69-124*				
Toluene-d8	*98*	*80-118*				
4-Bromofluorobenzene	*91*	*75-123*				

This report pertains to the samples analyzed in accordance with the chain of custody, and is intended only for the use of the individual or company to whom it is addressed.

Date of Report: February 13, 2025
Samples Submitted: February 4, 2025
Laboratory Reference: 2502-020
Project: 17613-012-01

VOLATILE ORGANICS EPA 8260D
page 1 of 2

Matrix: Soil
Units: mg/kg

Analyte	Result	PQL	Method	Date Prepared	Date Analyzed	Flags
Client ID:	**RI-DP4-13-14**					
Laboratory ID:	02-020-08					
Dichlorodifluoromethane	ND	0.00099	EPA 8260D	2-4-25	2-4-25	
Chloromethane	ND	0.0049	EPA 8260D	2-4-25	2-4-25	
Vinyl Chloride	ND	0.00099	EPA 8260D	2-4-25	2-4-25	
Bromomethane	ND	0.0049	EPA 8260D	2-4-25	2-4-25	
Chloroethane	ND	0.0049	EPA 8260D	2-4-25	2-4-25	
Trichlorofluoromethane	ND	0.00099	EPA 8260D	2-4-25	2-4-25	
1,1-Dichloroethene	ND	0.00099	EPA 8260D	2-4-25	2-4-25	
Acetone	ND	0.013	EPA 8260D	2-4-25	2-4-25	
Iodomethane	ND	0.0049	EPA 8260D	2-4-25	2-4-25	
Carbon Disulfide	ND	0.00099	EPA 8260D	2-4-25	2-4-25	
Methylene Chloride	ND	0.0063	EPA 8260D	2-4-25	2-4-25	
(trans) 1,2-Dichloroethene	ND	0.00099	EPA 8260D	2-4-25	2-4-25	
Methyl t-Butyl Ether	ND	0.00099	EPA 8260D	2-4-25	2-4-25	
1,1-Dichloroethane	ND	0.00099	EPA 8260D	2-4-25	2-4-25	
Vinyl Acetate	ND	0.0065	EPA 8260D	2-4-25	2-4-25	
2,2-Dichloropropane	ND	0.00099	EPA 8260D	2-4-25	2-4-25	
(cis) 1,2-Dichloroethene	ND	0.00099	EPA 8260D	2-4-25	2-4-25	
2-Butanone	ND	0.0063	EPA 8260D	2-4-25	2-4-25	
Bromochloromethane	ND	0.00099	EPA 8260D	2-4-25	2-4-25	
Chloroform	ND	0.00099	EPA 8260D	2-4-25	2-4-25	
1,1,1-Trichloroethane	ND	0.00099	EPA 8260D	2-4-25	2-4-25	
Carbon Tetrachloride	ND	0.00099	EPA 8260D	2-4-25	2-4-25	
1,1-Dichloropropene	ND	0.00099	EPA 8260D	2-4-25	2-4-25	
Benzene	ND	0.00099	EPA 8260D	2-4-25	2-4-25	
1,2-Dichloroethane	ND	0.00099	EPA 8260D	2-4-25	2-4-25	
Trichloroethene	ND	0.00099	EPA 8260D	2-4-25	2-4-25	
1,2-Dichloropropane	ND	0.00099	EPA 8260D	2-4-25	2-4-25	
Dibromomethane	ND	0.00099	EPA 8260D	2-4-25	2-4-25	
Bromodichloromethane	ND	0.00099	EPA 8260D	2-4-25	2-4-25	
2-Chloroethyl Vinyl Ether	ND	0.0066	EPA 8260D	2-4-25	2-4-25	
(cis) 1,3-Dichloropropene	ND	0.00099	EPA 8260D	2-4-25	2-4-25	
Methyl Isobutyl Ketone	ND	0.0063	EPA 8260D	2-4-25	2-4-25	
Toluene	ND	0.0049	EPA 8260D	2-4-25	2-4-25	

This report pertains to the samples analyzed in accordance with the chain of custody,
and is intended only for the use of the individual or company to whom it is addressed.

Date of Report: February 13, 2025
Samples Submitted: February 4, 2025
Laboratory Reference: 2502-020
Project: 17613-012-01

VOLATILE ORGANICS EPA 8260D
page 2 of 2

Analyte	Result	PQL	Method	Date Prepared	Date Analyzed	Flags
Client ID:	**RI-DP4-13-14**					
Laboratory ID:	02-020-08					
(trans) 1,3-Dichloropropene	ND	0.00099	EPA 8260D	2-4-25	2-4-25	
1,1,2-Trichloroethane	ND	0.00099	EPA 8260D	2-4-25	2-4-25	
Tetrachloroethene	ND	0.00099	EPA 8260D	2-4-25	2-4-25	
1,3-Dichloropropane	ND	0.00099	EPA 8260D	2-4-25	2-4-25	
2-Hexanone	ND	0.0063	EPA 8260D	2-4-25	2-4-25	
Dibromochloromethane	ND	0.00099	EPA 8260D	2-4-25	2-4-25	
1,2-Dibromoethane	ND	0.00099	EPA 8260D	2-4-25	2-4-25	
Chlorobenzene	ND	0.00099	EPA 8260D	2-4-25	2-4-25	
1,1,1,2-Tetrachloroethane	ND	0.00099	EPA 8260D	2-4-25	2-4-25	
Ethylbenzene	ND	0.00099	EPA 8260D	2-4-25	2-4-25	
m,p-Xylene	ND	0.0020	EPA 8260D	2-4-25	2-4-25	
o-Xylene	ND	0.00099	EPA 8260D	2-4-25	2-4-25	
Styrene	ND	0.00099	EPA 8260D	2-4-25	2-4-25	
Bromoform	ND	0.0049	EPA 8260D	2-4-25	2-4-25	
Isopropylbenzene	ND	0.00099	EPA 8260D	2-4-25	2-4-25	
Bromobenzene	ND	0.00099	EPA 8260D	2-4-25	2-4-25	
1,1,2,2-Tetrachloroethane	ND	0.00099	EPA 8260D	2-4-25	2-4-25	
1,2,3-Trichloropropane	ND	0.00099	EPA 8260D	2-4-25	2-4-25	
n-Propylbenzene	ND	0.00099	EPA 8260D	2-4-25	2-4-25	
2-Chlorotoluene	ND	0.00099	EPA 8260D	2-4-25	2-4-25	
4-Chlorotoluene	ND	0.00099	EPA 8260D	2-4-25	2-4-25	
1,3,5-Trimethylbenzene	ND	0.00099	EPA 8260D	2-4-25	2-4-25	
tert-Butylbenzene	ND	0.00099	EPA 8260D	2-4-25	2-4-25	
1,2,4-Trimethylbenzene	ND	0.00099	EPA 8260D	2-4-25	2-4-25	
sec-Butylbenzene	ND	0.00099	EPA 8260D	2-4-25	2-4-25	
1,3-Dichlorobenzene	ND	0.00099	EPA 8260D	2-4-25	2-4-25	
p-Isopropyltoluene	ND	0.00099	EPA 8260D	2-4-25	2-4-25	
1,4-Dichlorobenzene	ND	0.00099	EPA 8260D	2-4-25	2-4-25	
1,2-Dichlorobenzene	ND	0.00099	EPA 8260D	2-4-25	2-4-25	
n-Butylbenzene	ND	0.00099	EPA 8260D	2-4-25	2-4-25	
1,2-Dibromo-3-chloropropane	ND	0.0049	EPA 8260D	2-4-25	2-4-25	
1,2,4-Trichlorobenzene	ND	0.00099	EPA 8260D	2-4-25	2-4-25	
Hexachlorobutadiene	ND	0.0049	EPA 8260D	2-4-25	2-4-25	
Naphthalene	ND	0.0049	EPA 8260D	2-4-25	2-4-25	
1,2,3-Trichlorobenzene	ND	0.00099	EPA 8260D	2-4-25	2-4-25	
Surrogate:	*Percent Recovery*	*Control Limits*				
Dibromofluoromethane	*107*	*69-124*				
Toluene-d8	*104*	*80-118*				
4-Bromofluorobenzene	*96*	*75-123*				

This report pertains to the samples analyzed in accordance with the chain of custody, and is intended only for the use of the individual or company to whom it is addressed.

Date of Report: February 13, 2025
Samples Submitted: February 4, 2025
Laboratory Reference: 2502-020
Project: 17613-012-01

VOLATILE ORGANICS EPA 8260D
page 1 of 2

Matrix: Soil
Units: mg/kg

Analyte	Result	PQL	Method	Date Prepared	Date Analyzed	Flags
Client ID:	**RI-DP4-19-20**					
Laboratory ID:	02-020-09					
Dichlorodifluoromethane	ND	0.0014	EPA 8260D	2-4-25	2-4-25	
Chloromethane	ND	0.0071	EPA 8260D	2-4-25	2-4-25	
Vinyl Chloride	ND	0.0014	EPA 8260D	2-4-25	2-4-25	
Bromomethane	ND	0.0071	EPA 8260D	2-4-25	2-4-25	
Chloroethane	ND	0.0071	EPA 8260D	2-4-25	2-4-25	
Trichlorofluoromethane	ND	0.0014	EPA 8260D	2-4-25	2-4-25	
1,1-Dichloroethene	ND	0.0014	EPA 8260D	2-4-25	2-4-25	
Acetone	ND	0.019	EPA 8260D	2-4-25	2-4-25	
Iodomethane	ND	0.0071	EPA 8260D	2-4-25	2-4-25	
Carbon Disulfide	ND	0.0014	EPA 8260D	2-4-25	2-4-25	
Methylene Chloride	ND	0.0091	EPA 8260D	2-4-25	2-4-25	
(trans) 1,2-Dichloroethene	ND	0.0014	EPA 8260D	2-4-25	2-4-25	
Methyl t-Butyl Ether	ND	0.0014	EPA 8260D	2-4-25	2-4-25	
1,1-Dichloroethane	ND	0.0014	EPA 8260D	2-4-25	2-4-25	
Vinyl Acetate	ND	0.0094	EPA 8260D	2-4-25	2-4-25	
2,2-Dichloropropane	ND	0.0014	EPA 8260D	2-4-25	2-4-25	
(cis) 1,2-Dichloroethene	ND	0.0014	EPA 8260D	2-4-25	2-4-25	
2-Butanone	ND	0.0091	EPA 8260D	2-4-25	2-4-25	
Bromochloromethane	ND	0.0014	EPA 8260D	2-4-25	2-4-25	
Chloroform	ND	0.0014	EPA 8260D	2-4-25	2-4-25	
1,1,1-Trichloroethane	ND	0.0014	EPA 8260D	2-4-25	2-4-25	
Carbon Tetrachloride	ND	0.0014	EPA 8260D	2-4-25	2-4-25	
1,1-Dichloropropene	ND	0.0014	EPA 8260D	2-4-25	2-4-25	
Benzene	ND	0.0014	EPA 8260D	2-4-25	2-4-25	
1,2-Dichloroethane	ND	0.0014	EPA 8260D	2-4-25	2-4-25	
Trichloroethene	ND	0.0014	EPA 8260D	2-4-25	2-4-25	
1,2-Dichloropropane	ND	0.0014	EPA 8260D	2-4-25	2-4-25	
Dibromomethane	ND	0.0014	EPA 8260D	2-4-25	2-4-25	
Bromodichloromethane	ND	0.0014	EPA 8260D	2-4-25	2-4-25	
2-Chloroethyl Vinyl Ether	ND	0.0096	EPA 8260D	2-4-25	2-4-25	
(cis) 1,3-Dichloropropene	ND	0.0014	EPA 8260D	2-4-25	2-4-25	
Methyl Isobutyl Ketone	ND	0.0091	EPA 8260D	2-4-25	2-4-25	
Toluene	ND	0.0071	EPA 8260D	2-4-25	2-4-25	

This report pertains to the samples analyzed in accordance with the chain of custody,
and is intended only for the use of the individual or company to whom it is addressed.

Date of Report: February 13, 2025
Samples Submitted: February 4, 2025
Laboratory Reference: 2502-020
Project: 17613-012-01

VOLATILE ORGANICS EPA 8260D
page 2 of 2

Analyte	Result	PQL	Method	Date Prepared	Date Analyzed	Flags
Client ID:	**RI-DP4-19-20**					
Laboratory ID:	02-020-09					
(trans) 1,3-Dichloropropene	ND	0.0014	EPA 8260D	2-4-25	2-4-25	
1,1,2-Trichloroethane	ND	0.0014	EPA 8260D	2-4-25	2-4-25	
Tetrachloroethene	ND	0.0014	EPA 8260D	2-4-25	2-4-25	
1,3-Dichloropropane	ND	0.0014	EPA 8260D	2-4-25	2-4-25	
2-Hexanone	ND	0.0091	EPA 8260D	2-4-25	2-4-25	
Dibromochloromethane	ND	0.0014	EPA 8260D	2-4-25	2-4-25	
1,2-Dibromoethane	ND	0.0014	EPA 8260D	2-4-25	2-4-25	
Chlorobenzene	ND	0.0014	EPA 8260D	2-4-25	2-4-25	
1,1,1,2-Tetrachloroethane	ND	0.0014	EPA 8260D	2-4-25	2-4-25	
Ethylbenzene	ND	0.0014	EPA 8260D	2-4-25	2-4-25	
m,p-Xylene	ND	0.0029	EPA 8260D	2-4-25	2-4-25	
o-Xylene	ND	0.0014	EPA 8260D	2-4-25	2-4-25	
Styrene	ND	0.0014	EPA 8260D	2-4-25	2-4-25	
Bromoform	ND	0.0071	EPA 8260D	2-4-25	2-4-25	
Isopropylbenzene	ND	0.0014	EPA 8260D	2-4-25	2-4-25	
Bromobenzene	ND	0.0014	EPA 8260D	2-4-25	2-4-25	
1,1,2,2-Tetrachloroethane	ND	0.0014	EPA 8260D	2-4-25	2-4-25	
1,2,3-Trichloropropane	ND	0.0014	EPA 8260D	2-4-25	2-4-25	
n-Propylbenzene	ND	0.0014	EPA 8260D	2-4-25	2-4-25	
2-Chlorotoluene	ND	0.0014	EPA 8260D	2-4-25	2-4-25	
4-Chlorotoluene	ND	0.0014	EPA 8260D	2-4-25	2-4-25	
1,3,5-Trimethylbenzene	ND	0.0014	EPA 8260D	2-4-25	2-4-25	
tert-Butylbenzene	ND	0.0014	EPA 8260D	2-4-25	2-4-25	
1,2,4-Trimethylbenzene	ND	0.0014	EPA 8260D	2-4-25	2-4-25	
sec-Butylbenzene	ND	0.0014	EPA 8260D	2-4-25	2-4-25	
1,3-Dichlorobenzene	ND	0.0014	EPA 8260D	2-4-25	2-4-25	
p-Isopropyltoluene	ND	0.0014	EPA 8260D	2-4-25	2-4-25	
1,4-Dichlorobenzene	ND	0.0014	EPA 8260D	2-4-25	2-4-25	
1,2-Dichlorobenzene	ND	0.0014	EPA 8260D	2-4-25	2-4-25	
n-Butylbenzene	ND	0.0014	EPA 8260D	2-4-25	2-4-25	
1,2-Dibromo-3-chloropropane	ND	0.0071	EPA 8260D	2-4-25	2-4-25	
1,2,4-Trichlorobenzene	ND	0.0014	EPA 8260D	2-4-25	2-4-25	
Hexachlorobutadiene	ND	0.0071	EPA 8260D	2-4-25	2-4-25	
Naphthalene	ND	0.0071	EPA 8260D	2-4-25	2-4-25	
1,2,3-Trichlorobenzene	ND	0.0014	EPA 8260D	2-4-25	2-4-25	
Surrogate:	*Percent Recovery*	*Control Limits*				
Dibromofluoromethane	*112*	*69-124*				
Toluene-d8	*107*	*80-118*				
4-Bromofluorobenzene	*97*	*75-123*				

This report pertains to the samples analyzed in accordance with the chain of custody, and is intended only for the use of the individual or company to whom it is addressed.

Date of Report: February 13, 2025
Samples Submitted: February 4, 2025
Laboratory Reference: 2502-020
Project: 17613-012-01

VOLATILE ORGANICS EPA 8260D
page 1 of 2

Matrix: Soil
Units: mg/kg

Analyte	Result	PQL	Method	Date Prepared	Date Analyzed	Flags
Client ID:	**RI-B1-8.8**					
Laboratory ID:	02-020-10					
Dichlorodifluoromethane	ND	0.00093	EPA 8260D	2-4-25	2-4-25	
Chloromethane	ND	0.0046	EPA 8260D	2-4-25	2-4-25	
Vinyl Chloride	ND	0.00093	EPA 8260D	2-4-25	2-4-25	
Bromomethane	ND	0.0046	EPA 8260D	2-4-25	2-4-25	
Chloroethane	ND	0.0046	EPA 8260D	2-4-25	2-4-25	
Trichlorofluoromethane	ND	0.00093	EPA 8260D	2-4-25	2-4-25	
1,1-Dichloroethene	ND	0.00093	EPA 8260D	2-4-25	2-4-25	
Acetone	0.032	0.012	EPA 8260D	2-4-25	2-4-25	Y
Iodomethane	ND	0.0046	EPA 8260D	2-4-25	2-4-25	
Carbon Disulfide	ND	0.00093	EPA 8260D	2-4-25	2-4-25	
Methylene Chloride	ND	0.0059	EPA 8260D	2-4-25	2-4-25	
(trans) 1,2-Dichloroethene	ND	0.00093	EPA 8260D	2-4-25	2-4-25	
Methyl t-Butyl Ether	ND	0.00093	EPA 8260D	2-4-25	2-4-25	
1,1-Dichloroethane	ND	0.00093	EPA 8260D	2-4-25	2-4-25	
Vinyl Acetate	ND	0.0061	EPA 8260D	2-4-25	2-4-25	
2,2-Dichloropropane	ND	0.00093	EPA 8260D	2-4-25	2-4-25	
(cis) 1,2-Dichloroethene	ND	0.00093	EPA 8260D	2-4-25	2-4-25	
2-Butanone	ND	0.0059	EPA 8260D	2-4-25	2-4-25	
Bromochloromethane	ND	0.00093	EPA 8260D	2-4-25	2-4-25	
Chloroform	ND	0.00093	EPA 8260D	2-4-25	2-4-25	
1,1,1-Trichloroethane	ND	0.00093	EPA 8260D	2-4-25	2-4-25	
Carbon Tetrachloride	ND	0.00093	EPA 8260D	2-4-25	2-4-25	
1,1-Dichloropropene	ND	0.00093	EPA 8260D	2-4-25	2-4-25	
Benzene	ND	0.00093	EPA 8260D	2-4-25	2-4-25	
1,2-Dichloroethane	ND	0.00093	EPA 8260D	2-4-25	2-4-25	
Trichloroethene	ND	0.00093	EPA 8260D	2-4-25	2-4-25	
1,2-Dichloropropane	ND	0.00093	EPA 8260D	2-4-25	2-4-25	
Dibromomethane	ND	0.00093	EPA 8260D	2-4-25	2-4-25	
Bromodichloromethane	ND	0.00093	EPA 8260D	2-4-25	2-4-25	
2-Chloroethyl Vinyl Ether	ND	0.0062	EPA 8260D	2-4-25	2-4-25	
(cis) 1,3-Dichloropropene	ND	0.00093	EPA 8260D	2-4-25	2-4-25	
Methyl Isobutyl Ketone	ND	0.0059	EPA 8260D	2-4-25	2-4-25	
Toluene	ND	0.0046	EPA 8260D	2-4-25	2-4-25	

This report pertains to the samples analyzed in accordance with the chain of custody, and is intended only for the use of the individual or company to whom it is addressed.

Date of Report: February 13, 2025
Samples Submitted: February 4, 2025
Laboratory Reference: 2502-020
Project: 17613-012-01

VOLATILE ORGANICS EPA 8260D
page 2 of 2

Analyte	Result	PQL	Method	Date Prepared	Date Analyzed	Flags
Client ID:	**RI-B1-8.8**					
Laboratory ID:	02-020-10					
(trans) 1,3-Dichloropropene	ND	0.00093	EPA 8260D	2-4-25	2-4-25	
1,1,2-Trichloroethane	ND	0.00093	EPA 8260D	2-4-25	2-4-25	
Tetrachloroethene	ND	0.00093	EPA 8260D	2-4-25	2-4-25	
1,3-Dichloropropane	ND	0.00093	EPA 8260D	2-4-25	2-4-25	
2-Hexanone	ND	0.0059	EPA 8260D	2-4-25	2-4-25	
Dibromochloromethane	ND	0.00093	EPA 8260D	2-4-25	2-4-25	
1,2-Dibromoethane	ND	0.00093	EPA 8260D	2-4-25	2-4-25	
Chlorobenzene	ND	0.00093	EPA 8260D	2-4-25	2-4-25	
1,1,1,2-Tetrachloroethane	ND	0.00093	EPA 8260D	2-4-25	2-4-25	
Ethylbenzene	ND	0.00093	EPA 8260D	2-4-25	2-4-25	
m,p-Xylene	0.0038	0.0019	EPA 8260D	2-4-25	2-4-25	
o-Xylene	0.0046	0.00093	EPA 8260D	2-4-25	2-4-25	
Styrene	ND	0.00093	EPA 8260D	2-4-25	2-4-25	
Bromoform	ND	0.0046	EPA 8260D	2-4-25	2-4-25	
Isopropylbenzene	ND	0.00093	EPA 8260D	2-4-25	2-4-25	
Bromobenzene	ND	0.00093	EPA 8260D	2-4-25	2-4-25	
1,1,2,2-Tetrachloroethane	ND	0.00093	EPA 8260D	2-4-25	2-4-25	
1,2,3-Trichloropropane	ND	0.00093	EPA 8260D	2-4-25	2-4-25	
n-Propylbenzene	ND	0.00093	EPA 8260D	2-4-25	2-4-25	
2-Chlorotoluene	ND	0.00093	EPA 8260D	2-4-25	2-4-25	
4-Chlorotoluene	ND	0.00093	EPA 8260D	2-4-25	2-4-25	
1,3,5-Trimethylbenzene	ND	0.00093	EPA 8260D	2-4-25	2-4-25	
tert-Butylbenzene	ND	0.00093	EPA 8260D	2-4-25	2-4-25	
1,2,4-Trimethylbenzene	ND	0.00093	EPA 8260D	2-4-25	2-4-25	
sec-Butylbenzene	ND	0.00093	EPA 8260D	2-4-25	2-4-25	
1,3-Dichlorobenzene	ND	0.00093	EPA 8260D	2-4-25	2-4-25	
p-Isopropyltoluene	ND	0.00093	EPA 8260D	2-4-25	2-4-25	
1,4-Dichlorobenzene	ND	0.00093	EPA 8260D	2-4-25	2-4-25	
1,2-Dichlorobenzene	ND	0.00093	EPA 8260D	2-4-25	2-4-25	
n-Butylbenzene	ND	0.00093	EPA 8260D	2-4-25	2-4-25	
1,2-Dibromo-3-chloropropane	ND	0.0046	EPA 8260D	2-4-25	2-4-25	
1,2,4-Trichlorobenzene	ND	0.00093	EPA 8260D	2-4-25	2-4-25	
Hexachlorobutadiene	ND	0.0046	EPA 8260D	2-4-25	2-4-25	
Naphthalene	ND	0.0046	EPA 8260D	2-4-25	2-4-25	
1,2,3-Trichlorobenzene	ND	0.00093	EPA 8260D	2-4-25	2-4-25	
Surrogate:	*Percent Recovery*	*Control Limits*				
Dibromofluoromethane	*111*	*69-124*				
Toluene-d8	*108*	*80-118*				
4-Bromofluorobenzene	*99*	*75-123*				

This report pertains to the samples analyzed in accordance with the chain of custody, and is intended only for the use of the individual or company to whom it is addressed.

Date of Report: February 13, 2025
Samples Submitted: February 4, 2025
Laboratory Reference: 2502-020
Project: 17613-012-01

VOLATILE ORGANICS EPA 8260D
page 1 of 2

Matrix: Soil
Units: mg/kg

Analyte	Result	PQL	Method	Date Prepared	Date Analyzed	Flags
Client ID:	**RI-MW4-13.0**					
Laboratory ID:	02-020-11					
Dichlorodifluoromethane	ND	0.00097	EPA 8260D	2-4-25	2-4-25	
Chloromethane	ND	0.0049	EPA 8260D	2-4-25	2-4-25	
Vinyl Chloride	ND	0.00097	EPA 8260D	2-4-25	2-4-25	
Bromomethane	ND	0.0049	EPA 8260D	2-4-25	2-4-25	
Chloroethane	ND	0.0049	EPA 8260D	2-4-25	2-4-25	
Trichlorofluoromethane	ND	0.00097	EPA 8260D	2-4-25	2-4-25	
1,1-Dichloroethene	ND	0.00097	EPA 8260D	2-4-25	2-4-25	
Acetone	0.024	0.013	EPA 8260D	2-4-25	2-4-25	Y
Iodomethane	ND	0.0049	EPA 8260D	2-4-25	2-4-25	
Carbon Disulfide	ND	0.00097	EPA 8260D	2-4-25	2-4-25	
Methylene Chloride	ND	0.0062	EPA 8260D	2-4-25	2-4-25	
(trans) 1,2-Dichloroethene	ND	0.00097	EPA 8260D	2-4-25	2-4-25	
Methyl t-Butyl Ether	ND	0.00097	EPA 8260D	2-4-25	2-4-25	
1,1-Dichloroethane	ND	0.00097	EPA 8260D	2-4-25	2-4-25	
Vinyl Acetate	ND	0.0064	EPA 8260D	2-4-25	2-4-25	
2,2-Dichloropropane	ND	0.00097	EPA 8260D	2-4-25	2-4-25	
(cis) 1,2-Dichloroethene	ND	0.00097	EPA 8260D	2-4-25	2-4-25	
2-Butanone	ND	0.0062	EPA 8260D	2-4-25	2-4-25	
Bromochloromethane	ND	0.00097	EPA 8260D	2-4-25	2-4-25	
Chloroform	ND	0.00097	EPA 8260D	2-4-25	2-4-25	
1,1,1-Trichloroethane	ND	0.00097	EPA 8260D	2-4-25	2-4-25	
Carbon Tetrachloride	ND	0.00097	EPA 8260D	2-4-25	2-4-25	
1,1-Dichloropropene	ND	0.00097	EPA 8260D	2-4-25	2-4-25	
Benzene	ND	0.00097	EPA 8260D	2-4-25	2-4-25	
1,2-Dichloroethane	ND	0.00097	EPA 8260D	2-4-25	2-4-25	
Trichloroethene	ND	0.00097	EPA 8260D	2-4-25	2-4-25	
1,2-Dichloropropane	ND	0.00097	EPA 8260D	2-4-25	2-4-25	
Dibromomethane	ND	0.00097	EPA 8260D	2-4-25	2-4-25	
Bromodichloromethane	ND	0.00097	EPA 8260D	2-4-25	2-4-25	
2-Chloroethyl Vinyl Ether	ND	0.0065	EPA 8260D	2-4-25	2-4-25	
(cis) 1,3-Dichloropropene	ND	0.00097	EPA 8260D	2-4-25	2-4-25	
Methyl Isobutyl Ketone	ND	0.0062	EPA 8260D	2-4-25	2-4-25	
Toluene	ND	0.0049	EPA 8260D	2-4-25	2-4-25	

This report pertains to the samples analyzed in accordance with the chain of custody, and is intended only for the use of the individual or company to whom it is addressed.

Date of Report: February 13, 2025
Samples Submitted: February 4, 2025
Laboratory Reference: 2502-020
Project: 17613-012-01

VOLATILE ORGANICS EPA 8260D
page 2 of 2

Analyte	Result	PQL	Method	Date Prepared	Date Analyzed	Flags
Client ID:	**RI-MW4-13.0**					
Laboratory ID:	02-020-11					
(trans) 1,3-Dichloropropene	ND	0.00097	EPA 8260D	2-4-25	2-4-25	
1,1,2-Trichloroethane	ND	0.00097	EPA 8260D	2-4-25	2-4-25	
Tetrachloroethene	ND	0.00097	EPA 8260D	2-4-25	2-4-25	
1,3-Dichloropropane	ND	0.00097	EPA 8260D	2-4-25	2-4-25	
2-Hexanone	ND	0.0062	EPA 8260D	2-4-25	2-4-25	
Dibromochloromethane	ND	0.00097	EPA 8260D	2-4-25	2-4-25	
1,2-Dibromoethane	ND	0.00097	EPA 8260D	2-4-25	2-4-25	
Chlorobenzene	ND	0.00097	EPA 8260D	2-4-25	2-4-25	
1,1,1,2-Tetrachloroethane	ND	0.00097	EPA 8260D	2-4-25	2-4-25	
Ethylbenzene	ND	0.00097	EPA 8260D	2-4-25	2-4-25	
m,p-Xylene	0.0027	0.0019	EPA 8260D	2-4-25	2-4-25	
o-Xylene	0.0033	0.00097	EPA 8260D	2-4-25	2-4-25	
Styrene	ND	0.00097	EPA 8260D	2-4-25	2-4-25	
Bromoform	ND	0.0049	EPA 8260D	2-4-25	2-4-25	
Isopropylbenzene	ND	0.00097	EPA 8260D	2-4-25	2-4-25	
Bromobenzene	ND	0.00097	EPA 8260D	2-4-25	2-4-25	
1,1,2,2-Tetrachloroethane	ND	0.00097	EPA 8260D	2-4-25	2-4-25	
1,2,3-Trichloropropane	ND	0.00097	EPA 8260D	2-4-25	2-4-25	
n-Propylbenzene	ND	0.00097	EPA 8260D	2-4-25	2-4-25	
2-Chlorotoluene	ND	0.00097	EPA 8260D	2-4-25	2-4-25	
4-Chlorotoluene	ND	0.00097	EPA 8260D	2-4-25	2-4-25	
1,3,5-Trimethylbenzene	ND	0.00097	EPA 8260D	2-4-25	2-4-25	
tert-Butylbenzene	ND	0.00097	EPA 8260D	2-4-25	2-4-25	
1,2,4-Trimethylbenzene	ND	0.00097	EPA 8260D	2-4-25	2-4-25	
sec-Butylbenzene	ND	0.00097	EPA 8260D	2-4-25	2-4-25	
1,3-Dichlorobenzene	ND	0.00097	EPA 8260D	2-4-25	2-4-25	
p-Isopropyltoluene	ND	0.00097	EPA 8260D	2-4-25	2-4-25	
1,4-Dichlorobenzene	ND	0.00097	EPA 8260D	2-4-25	2-4-25	
1,2-Dichlorobenzene	ND	0.00097	EPA 8260D	2-4-25	2-4-25	
n-Butylbenzene	ND	0.00097	EPA 8260D	2-4-25	2-4-25	
1,2-Dibromo-3-chloropropane	ND	0.0049	EPA 8260D	2-4-25	2-4-25	
1,2,4-Trichlorobenzene	ND	0.00097	EPA 8260D	2-4-25	2-4-25	
Hexachlorobutadiene	ND	0.0049	EPA 8260D	2-4-25	2-4-25	
Naphthalene	ND	0.0049	EPA 8260D	2-4-25	2-4-25	
1,2,3-Trichlorobenzene	ND	0.00097	EPA 8260D	2-4-25	2-4-25	
Surrogate:	*Percent Recovery*	*Control Limits*				
Dibromofluoromethane	*112*	*69-124*				
Toluene-d8	*109*	*80-118*				
4-Bromofluorobenzene	*101*	*75-123*				

This report pertains to the samples analyzed in accordance with the chain of custody, and is intended only for the use of the individual or company to whom it is addressed.

Date of Report: February 13, 2025
Samples Submitted: February 4, 2025
Laboratory Reference: 2502-020
Project: 17613-012-01

VOLATILE ORGANICS EPA 8260D
page 1 of 2

Matrix: Soil
Units: mg/kg

Analyte	Result	PQL	Method	Date Prepared	Date Analyzed	Flags
Client ID:	**RI-MW4-19.0**					
Laboratory ID:	02-020-12					
Dichlorodifluoromethane	ND	0.0014	EPA 8260D	2-4-25	2-4-25	
Chloromethane	ND	0.0068	EPA 8260D	2-4-25	2-4-25	
Vinyl Chloride	ND	0.0014	EPA 8260D	2-4-25	2-4-25	
Bromomethane	ND	0.0068	EPA 8260D	2-4-25	2-4-25	
Chloroethane	ND	0.0068	EPA 8260D	2-4-25	2-4-25	
Trichlorofluoromethane	ND	0.0014	EPA 8260D	2-4-25	2-4-25	
1,1-Dichloroethene	ND	0.0014	EPA 8260D	2-4-25	2-4-25	
Acetone	ND	0.018	EPA 8260D	2-4-25	2-4-25	
Iodomethane	ND	0.0068	EPA 8260D	2-4-25	2-4-25	
Carbon Disulfide	ND	0.0014	EPA 8260D	2-4-25	2-4-25	
Methylene Chloride	ND	0.0087	EPA 8260D	2-4-25	2-4-25	
(trans) 1,2-Dichloroethene	ND	0.0014	EPA 8260D	2-4-25	2-4-25	
Methyl t-Butyl Ether	ND	0.0014	EPA 8260D	2-4-25	2-4-25	
1,1-Dichloroethane	ND	0.0014	EPA 8260D	2-4-25	2-4-25	
Vinyl Acetate	ND	0.0090	EPA 8260D	2-4-25	2-4-25	
2,2-Dichloropropane	ND	0.0014	EPA 8260D	2-4-25	2-4-25	
(cis) 1,2-Dichloroethene	ND	0.0014	EPA 8260D	2-4-25	2-4-25	
2-Butanone	ND	0.0087	EPA 8260D	2-4-25	2-4-25	
Bromochloromethane	ND	0.0014	EPA 8260D	2-4-25	2-4-25	
Chloroform	ND	0.0014	EPA 8260D	2-4-25	2-4-25	
1,1,1-Trichloroethane	ND	0.0014	EPA 8260D	2-4-25	2-4-25	
Carbon Tetrachloride	ND	0.0014	EPA 8260D	2-4-25	2-4-25	
1,1-Dichloropropene	ND	0.0014	EPA 8260D	2-4-25	2-4-25	
Benzene	ND	0.0014	EPA 8260D	2-4-25	2-4-25	
1,2-Dichloroethane	ND	0.0014	EPA 8260D	2-4-25	2-4-25	
Trichloroethene	ND	0.0014	EPA 8260D	2-4-25	2-4-25	
1,2-Dichloropropane	ND	0.0014	EPA 8260D	2-4-25	2-4-25	
Dibromomethane	ND	0.0014	EPA 8260D	2-4-25	2-4-25	
Bromodichloromethane	ND	0.0014	EPA 8260D	2-4-25	2-4-25	
2-Chloroethyl Vinyl Ether	ND	0.0091	EPA 8260D	2-4-25	2-4-25	
(cis) 1,3-Dichloropropene	ND	0.0014	EPA 8260D	2-4-25	2-4-25	
Methyl Isobutyl Ketone	ND	0.0087	EPA 8260D	2-4-25	2-4-25	
Toluene	ND	0.0068	EPA 8260D	2-4-25	2-4-25	

This report pertains to the samples analyzed in accordance with the chain of custody,
and is intended only for the use of the individual or company to whom it is addressed.

Date of Report: February 13, 2025
Samples Submitted: February 4, 2025
Laboratory Reference: 2502-020
Project: 17613-012-01

VOLATILE ORGANICS EPA 8260D
page 2 of 2

Analyte	Result	PQL	Method	Date Prepared	Date Analyzed	Flags
Client ID:	**RI-MW4-19.0**					
Laboratory ID:	02-020-12					
(trans) 1,3-Dichloropropene	ND	0.0014	EPA 8260D	2-4-25	2-4-25	
1,1,2-Trichloroethane	ND	0.0014	EPA 8260D	2-4-25	2-4-25	
Tetrachloroethene	ND	0.0014	EPA 8260D	2-4-25	2-4-25	
1,3-Dichloropropane	ND	0.0014	EPA 8260D	2-4-25	2-4-25	
2-Hexanone	ND	0.0087	EPA 8260D	2-4-25	2-4-25	
Dibromochloromethane	ND	0.0014	EPA 8260D	2-4-25	2-4-25	
1,2-Dibromoethane	ND	0.0014	EPA 8260D	2-4-25	2-4-25	
Chlorobenzene	ND	0.0014	EPA 8260D	2-4-25	2-4-25	
1,1,1,2-Tetrachloroethane	ND	0.0014	EPA 8260D	2-4-25	2-4-25	
Ethylbenzene	ND	0.0014	EPA 8260D	2-4-25	2-4-25	
m,p-Xylene	ND	0.0027	EPA 8260D	2-4-25	2-4-25	
o-Xylene	0.0019	0.0014	EPA 8260D	2-4-25	2-4-25	
Styrene	ND	0.0014	EPA 8260D	2-4-25	2-4-25	
Bromoform	ND	0.0068	EPA 8260D	2-4-25	2-4-25	
Isopropylbenzene	ND	0.0014	EPA 8260D	2-4-25	2-4-25	
Bromobenzene	ND	0.0014	EPA 8260D	2-4-25	2-4-25	
1,1,2,2-Tetrachloroethane	ND	0.0014	EPA 8260D	2-4-25	2-4-25	
1,2,3-Trichloropropane	ND	0.0014	EPA 8260D	2-4-25	2-4-25	
n-Propylbenzene	ND	0.0014	EPA 8260D	2-4-25	2-4-25	
2-Chlorotoluene	ND	0.0014	EPA 8260D	2-4-25	2-4-25	
4-Chlorotoluene	ND	0.0014	EPA 8260D	2-4-25	2-4-25	
1,3,5-Trimethylbenzene	ND	0.0014	EPA 8260D	2-4-25	2-4-25	
tert-Butylbenzene	ND	0.0014	EPA 8260D	2-4-25	2-4-25	
1,2,4-Trimethylbenzene	ND	0.0014	EPA 8260D	2-4-25	2-4-25	
sec-Butylbenzene	ND	0.0014	EPA 8260D	2-4-25	2-4-25	
1,3-Dichlorobenzene	ND	0.0014	EPA 8260D	2-4-25	2-4-25	
p-Isopropyltoluene	ND	0.0014	EPA 8260D	2-4-25	2-4-25	
1,4-Dichlorobenzene	ND	0.0014	EPA 8260D	2-4-25	2-4-25	
1,2-Dichlorobenzene	ND	0.0014	EPA 8260D	2-4-25	2-4-25	
n-Butylbenzene	ND	0.0014	EPA 8260D	2-4-25	2-4-25	
1,2-Dibromo-3-chloropropane	ND	0.0068	EPA 8260D	2-4-25	2-4-25	
1,2,4-Trichlorobenzene	ND	0.0014	EPA 8260D	2-4-25	2-4-25	
Hexachlorobutadiene	ND	0.0068	EPA 8260D	2-4-25	2-4-25	
Naphthalene	ND	0.0068	EPA 8260D	2-4-25	2-4-25	
1,2,3-Trichlorobenzene	ND	0.0014	EPA 8260D	2-4-25	2-4-25	
Surrogate:	*Percent Recovery*	*Control Limits*				
Dibromofluoromethane	*112*	*69-124*				
Toluene-d8	*109*	*80-118*				
4-Bromofluorobenzene	*101*	*75-123*				

This report pertains to the samples analyzed in accordance with the chain of custody, and is intended only for the use of the individual or company to whom it is addressed.

Date of Report: February 13, 2025
Samples Submitted: February 4, 2025
Laboratory Reference: 2502-020
Project: 17613-012-01

VOLATILE ORGANICS EPA 8260D
page 1 of 2

Matrix: Soil
Units: mg/kg

Analyte	Result	PQL	Method	Date Prepared	Date Analyzed	Flags
Client ID:	**RI-MW4-26.5**					
Laboratory ID:	02-020-13					
Dichlorodifluoromethane	ND	0.0016	EPA 8260D	2-4-25	2-4-25	
Chloromethane	ND	0.0080	EPA 8260D	2-4-25	2-4-25	
Vinyl Chloride	ND	0.0016	EPA 8260D	2-4-25	2-4-25	
Bromomethane	ND	0.0080	EPA 8260D	2-4-25	2-4-25	
Chloroethane	ND	0.0080	EPA 8260D	2-4-25	2-4-25	
Trichlorofluoromethane	ND	0.0016	EPA 8260D	2-4-25	2-4-25	
1,1-Dichloroethene	ND	0.0016	EPA 8260D	2-4-25	2-4-25	
Acetone	ND	0.021	EPA 8260D	2-4-25	2-4-25	
Iodomethane	ND	0.0080	EPA 8260D	2-4-25	2-4-25	
Carbon Disulfide	ND	0.0016	EPA 8260D	2-4-25	2-4-25	
Methylene Chloride	ND	0.010	EPA 8260D	2-4-25	2-4-25	
(trans) 1,2-Dichloroethene	ND	0.0016	EPA 8260D	2-4-25	2-4-25	
Methyl t-Butyl Ether	ND	0.0016	EPA 8260D	2-4-25	2-4-25	
1,1-Dichloroethane	ND	0.0016	EPA 8260D	2-4-25	2-4-25	
Vinyl Acetate	ND	0.011	EPA 8260D	2-4-25	2-4-25	
2,2-Dichloropropane	ND	0.0016	EPA 8260D	2-4-25	2-4-25	
(cis) 1,2-Dichloroethene	ND	0.0016	EPA 8260D	2-4-25	2-4-25	
2-Butanone	ND	0.010	EPA 8260D	2-4-25	2-4-25	
Bromochloromethane	ND	0.0016	EPA 8260D	2-4-25	2-4-25	
Chloroform	ND	0.0016	EPA 8260D	2-4-25	2-4-25	
1,1,1-Trichloroethane	ND	0.0016	EPA 8260D	2-4-25	2-4-25	
Carbon Tetrachloride	ND	0.0016	EPA 8260D	2-4-25	2-4-25	
1,1-Dichloropropene	ND	0.0016	EPA 8260D	2-4-25	2-4-25	
Benzene	ND	0.0016	EPA 8260D	2-4-25	2-4-25	
1,2-Dichloroethane	ND	0.0016	EPA 8260D	2-4-25	2-4-25	
Trichloroethene	ND	0.0016	EPA 8260D	2-4-25	2-4-25	
1,2-Dichloropropane	ND	0.0016	EPA 8260D	2-4-25	2-4-25	
Dibromomethane	ND	0.0016	EPA 8260D	2-4-25	2-4-25	
Bromodichloromethane	ND	0.0016	EPA 8260D	2-4-25	2-4-25	
2-Chloroethyl Vinyl Ether	ND	0.011	EPA 8260D	2-4-25	2-4-25	
(cis) 1,3-Dichloropropene	ND	0.0016	EPA 8260D	2-4-25	2-4-25	
Methyl Isobutyl Ketone	ND	0.010	EPA 8260D	2-4-25	2-4-25	
Toluene	ND	0.0080	EPA 8260D	2-4-25	2-4-25	

This report pertains to the samples analyzed in accordance with the chain of custody,
and is intended only for the use of the individual or company to whom it is addressed.

Date of Report: February 13, 2025
Samples Submitted: February 4, 2025
Laboratory Reference: 2502-020
Project: 17613-012-01

VOLATILE ORGANICS EPA 8260D
page 2 of 2

Analyte	Result	PQL	Method	Date Prepared	Date Analyzed	Flags
Client ID:	**RI-MW4-26.5**					
Laboratory ID:	02-020-13					
(trans) 1,3-Dichloropropene	ND	0.0016	EPA 8260D	2-4-25	2-4-25	
1,1,2-Trichloroethane	ND	0.0016	EPA 8260D	2-4-25	2-4-25	
Tetrachloroethene	ND	0.0016	EPA 8260D	2-4-25	2-4-25	
1,3-Dichloropropane	ND	0.0016	EPA 8260D	2-4-25	2-4-25	
2-Hexanone	ND	0.010	EPA 8260D	2-4-25	2-4-25	
Dibromochloromethane	ND	0.0016	EPA 8260D	2-4-25	2-4-25	
1,2-Dibromoethane	ND	0.0016	EPA 8260D	2-4-25	2-4-25	
Chlorobenzene	ND	0.0016	EPA 8260D	2-4-25	2-4-25	
1,1,1,2-Tetrachloroethane	ND	0.0016	EPA 8260D	2-4-25	2-4-25	
Ethylbenzene	ND	0.0016	EPA 8260D	2-4-25	2-4-25	
m,p-Xylene	ND	0.0032	EPA 8260D	2-4-25	2-4-25	
o-Xylene	0.0033	0.0016	EPA 8260D	2-4-25	2-4-25	
Styrene	ND	0.0016	EPA 8260D	2-4-25	2-4-25	
Bromoform	ND	0.0080	EPA 8260D	2-4-25	2-4-25	
Isopropylbenzene	ND	0.0016	EPA 8260D	2-4-25	2-4-25	
Bromobenzene	ND	0.0016	EPA 8260D	2-4-25	2-4-25	
1,1,2,2-Tetrachloroethane	ND	0.0016	EPA 8260D	2-4-25	2-4-25	
1,2,3-Trichloropropane	ND	0.0016	EPA 8260D	2-4-25	2-4-25	
n-Propylbenzene	ND	0.0016	EPA 8260D	2-4-25	2-4-25	
2-Chlorotoluene	ND	0.0016	EPA 8260D	2-4-25	2-4-25	
4-Chlorotoluene	ND	0.0016	EPA 8260D	2-4-25	2-4-25	
1,3,5-Trimethylbenzene	ND	0.0016	EPA 8260D	2-4-25	2-4-25	
tert-Butylbenzene	ND	0.0016	EPA 8260D	2-4-25	2-4-25	
1,2,4-Trimethylbenzene	ND	0.0016	EPA 8260D	2-4-25	2-4-25	
sec-Butylbenzene	ND	0.0016	EPA 8260D	2-4-25	2-4-25	
1,3-Dichlorobenzene	ND	0.0016	EPA 8260D	2-4-25	2-4-25	
p-Isopropyltoluene	ND	0.0016	EPA 8260D	2-4-25	2-4-25	
1,4-Dichlorobenzene	ND	0.0016	EPA 8260D	2-4-25	2-4-25	
1,2-Dichlorobenzene	ND	0.0016	EPA 8260D	2-4-25	2-4-25	
n-Butylbenzene	ND	0.0016	EPA 8260D	2-4-25	2-4-25	
1,2-Dibromo-3-chloropropane	ND	0.0080	EPA 8260D	2-4-25	2-4-25	
1,2,4-Trichlorobenzene	ND	0.0016	EPA 8260D	2-4-25	2-4-25	
Hexachlorobutadiene	ND	0.0080	EPA 8260D	2-4-25	2-4-25	
Naphthalene	ND	0.0080	EPA 8260D	2-4-25	2-4-25	
1,2,3-Trichlorobenzene	ND	0.0016	EPA 8260D	2-4-25	2-4-25	
Surrogate:	*Percent Recovery*	*Control Limits*				
Dibromofluoromethane	*110*	*69-124*				
Toluene-d8	*110*	*80-118*				
4-Bromofluorobenzene	*99*	*75-123*				

This report pertains to the samples analyzed in accordance with the chain of custody, and is intended only for the use of the individual or company to whom it is addressed.

Date of Report: February 13, 2025
Samples Submitted: February 4, 2025
Laboratory Reference: 2502-020
Project: 17613-012-01

PAHs EPA 8270E/SIM

Matrix: Soil
Units: mg/Kg

Analyte	Result	PQL	Method	Date Prepared	Date Analyzed	Flags
Client ID:	**RI-DP1-3-4**					
Laboratory ID:	02-020-01					
Naphthalene	**ND**	0.0083	EPA 8270E/SIM	2-6-25	2-6-25	
2-Methylnaphthalene	**ND**	0.0083	EPA 8270E/SIM	2-6-25	2-6-25	
1-Methylnaphthalene	**ND**	0.0083	EPA 8270E/SIM	2-6-25	2-6-25	
Acenaphthylene	**ND**	0.0083	EPA 8270E/SIM	2-6-25	2-6-25	
Acenaphthene	**ND**	0.0083	EPA 8270E/SIM	2-6-25	2-6-25	
Fluorene	**ND**	0.0083	EPA 8270E/SIM	2-6-25	2-6-25	
Phenanthrene	**ND**	0.0083	EPA 8270E/SIM	2-6-25	2-6-25	
Anthracene	**ND**	0.0083	EPA 8270E/SIM	2-6-25	2-6-25	
Fluoranthene	**ND**	0.0083	EPA 8270E/SIM	2-6-25	2-6-25	
Pyrene	**ND**	0.0083	EPA 8270E/SIM	2-6-25	2-6-25	
Benzo[a]anthracene	**ND**	0.0083	EPA 8270E/SIM	2-6-25	2-6-25	
Chrysene	**ND**	0.0083	EPA 8270E/SIM	2-6-25	2-6-25	
Benzo[b]fluoranthene	**ND**	0.0083	EPA 8270E/SIM	2-6-25	2-6-25	
Benzo(j,k)fluoranthene	**ND**	0.0083	EPA 8270E/SIM	2-6-25	2-6-25	
Benzo[a]pyrene	**ND**	0.0083	EPA 8270E/SIM	2-6-25	2-6-25	
Indeno(1,2,3-c,d)pyrene	**ND**	0.0083	EPA 8270E/SIM	2-6-25	2-6-25	
Dibenz[a,h]anthracene	**ND**	0.0083	EPA 8270E/SIM	2-6-25	2-6-25	
Benzo[g,h,i]perylene	**ND**	0.0083	EPA 8270E/SIM	2-6-25	2-6-25	
Surrogate:	*Percent Recovery*	*Control Limits*				
2-Fluorobiphenyl	*82*	*47-112*				
Pyrene-d10	*75*	*48-129*				
Terphenyl-d14	*77*	*51-114*				

This report pertains to the samples analyzed in accordance with the chain of custody, and is intended only for the use of the individual or company to whom it is addressed.

Date of Report: February 13, 2025
Samples Submitted: February 4, 2025
Laboratory Reference: 2502-020
Project: 17613-012-01

PAHs EPA 8270E/SIM

Matrix: Soil
Units: mg/Kg

Analyte	Result	PQL	Method	Date Prepared	Date Analyzed	Flags
Client ID:	**RI-DP1-12-13**					
Laboratory ID:	02-020-02					
Naphthalene	**ND**	0.0083	EPA 8270E/SIM	2-6-25	2-6-25	
2-Methylnaphthalene	**ND**	0.0083	EPA 8270E/SIM	2-6-25	2-6-25	
1-Methylnaphthalene	**ND**	0.0083	EPA 8270E/SIM	2-6-25	2-6-25	
Acenaphthylene	**ND**	0.0083	EPA 8270E/SIM	2-6-25	2-6-25	
Acenaphthene	**ND**	0.0083	EPA 8270E/SIM	2-6-25	2-6-25	
Fluorene	**ND**	0.0083	EPA 8270E/SIM	2-6-25	2-6-25	
Phenanthrene	**ND**	0.0083	EPA 8270E/SIM	2-6-25	2-6-25	
Anthracene	**ND**	0.0083	EPA 8270E/SIM	2-6-25	2-6-25	
Fluoranthene	**ND**	0.0083	EPA 8270E/SIM	2-6-25	2-6-25	
Pyrene	**ND**	0.0083	EPA 8270E/SIM	2-6-25	2-6-25	
Benzo[a]anthracene	**ND**	0.0083	EPA 8270E/SIM	2-6-25	2-6-25	
Chrysene	**ND**	0.0083	EPA 8270E/SIM	2-6-25	2-6-25	
Benzo[b]fluoranthene	**ND**	0.0083	EPA 8270E/SIM	2-6-25	2-6-25	
Benzo(j,k)fluoranthene	**ND**	0.0083	EPA 8270E/SIM	2-6-25	2-6-25	
Benzo[a]pyrene	**ND**	0.0083	EPA 8270E/SIM	2-6-25	2-6-25	
Indeno(1,2,3-c,d)pyrene	**ND**	0.0083	EPA 8270E/SIM	2-6-25	2-6-25	
Dibenz[a,h]anthracene	**ND**	0.0083	EPA 8270E/SIM	2-6-25	2-6-25	
Benzo[g,h,i]perylene	**ND**	0.0083	EPA 8270E/SIM	2-6-25	2-6-25	
Surrogate:	*Percent Recovery*	*Control Limits*				
2-Fluorobiphenyl	*81*	*47-112*				
Pyrene-d10	*74*	*48-129*				
Terphenyl-d14	*80*	*51-114*				

This report pertains to the samples analyzed in accordance with the chain of custody, and is intended only for the use of the individual or company to whom it is addressed.

Date of Report: February 13, 2025
Samples Submitted: February 4, 2025
Laboratory Reference: 2502-020
Project: 17613-012-01

PAHs EPA 8270E/SIM

Matrix: Soil
Units: mg/Kg

Analyte	Result	PQL	Method	Date Prepared	Date Analyzed	Flags
Client ID:	**RI-DP1-19-20**					
Laboratory ID:	02-020-03					
Naphthalene	**ND**	0.0077	EPA 8270E/SIM	2-6-25	2-6-25	
2-Methylnaphthalene	**ND**	0.0077	EPA 8270E/SIM	2-6-25	2-6-25	
1-Methylnaphthalene	**ND**	0.0077	EPA 8270E/SIM	2-6-25	2-6-25	
Acenaphthylene	**ND**	0.0077	EPA 8270E/SIM	2-6-25	2-6-25	
Acenaphthene	**ND**	0.0077	EPA 8270E/SIM	2-6-25	2-6-25	
Fluorene	**ND**	0.0077	EPA 8270E/SIM	2-6-25	2-6-25	
Phenanthrene	**ND**	0.0077	EPA 8270E/SIM	2-6-25	2-6-25	
Anthracene	**ND**	0.0077	EPA 8270E/SIM	2-6-25	2-6-25	
Fluoranthene	**ND**	0.0077	EPA 8270E/SIM	2-6-25	2-6-25	
Pyrene	**ND**	0.0077	EPA 8270E/SIM	2-6-25	2-6-25	
Benzo[a]anthracene	**ND**	0.0077	EPA 8270E/SIM	2-6-25	2-6-25	
Chrysene	**ND**	0.0077	EPA 8270E/SIM	2-6-25	2-6-25	
Benzo[b]fluoranthene	**ND**	0.0077	EPA 8270E/SIM	2-6-25	2-6-25	
Benzo(j,k)fluoranthene	**ND**	0.0077	EPA 8270E/SIM	2-6-25	2-6-25	
Benzo[a]pyrene	**ND**	0.0077	EPA 8270E/SIM	2-6-25	2-6-25	
Indeno(1,2,3-c,d)pyrene	**ND**	0.0077	EPA 8270E/SIM	2-6-25	2-6-25	
Dibenz[a,h]anthracene	**ND**	0.0077	EPA 8270E/SIM	2-6-25	2-6-25	
Benzo[g,h,i]perylene	**ND**	0.0077	EPA 8270E/SIM	2-6-25	2-6-25	
Surrogate:	*Percent Recovery*	*Control Limits*				
2-Fluorobiphenyl	*84*	*47-112*				
Pyrene-d10	*77*	*48-129*				
Terphenyl-d14	*79*	*51-114*				

This report pertains to the samples analyzed in accordance with the chain of custody, and is intended only for the use of the individual or company to whom it is addressed.

Date of Report: February 13, 2025
Samples Submitted: February 4, 2025
Laboratory Reference: 2502-020
Project: 17613-012-01

PAHs EPA 8270E/SIM

Matrix: Soil
Units: mg/Kg

Analyte	Result	PQL	Method	Date Prepared	Date Analyzed	Flags
Client ID:	**RI-DP3-4-5**					
Laboratory ID:	02-020-04					
Naphthalene	**ND**	0.0078	EPA 8270E/SIM	2-6-25	2-6-25	
2-Methylnaphthalene	**ND**	0.0078	EPA 8270E/SIM	2-6-25	2-6-25	
1-Methylnaphthalene	**ND**	0.0078	EPA 8270E/SIM	2-6-25	2-6-25	
Acenaphthylene	**ND**	0.0078	EPA 8270E/SIM	2-6-25	2-6-25	
Acenaphthene	**ND**	0.0078	EPA 8270E/SIM	2-6-25	2-6-25	
Fluorene	**ND**	0.0078	EPA 8270E/SIM	2-6-25	2-6-25	
Phenanthrene	**ND**	0.0078	EPA 8270E/SIM	2-6-25	2-6-25	
Anthracene	**ND**	0.0078	EPA 8270E/SIM	2-6-25	2-6-25	
Fluoranthene	**ND**	0.0078	EPA 8270E/SIM	2-6-25	2-6-25	
Pyrene	**ND**	0.0078	EPA 8270E/SIM	2-6-25	2-6-25	
Benzo[a]anthracene	**ND**	0.0078	EPA 8270E/SIM	2-6-25	2-6-25	
Chrysene	**ND**	0.0078	EPA 8270E/SIM	2-6-25	2-6-25	
Benzo[b]fluoranthene	**ND**	0.0078	EPA 8270E/SIM	2-6-25	2-6-25	
Benzo(j,k)fluoranthene	**ND**	0.0078	EPA 8270E/SIM	2-6-25	2-6-25	
Benzo[a]pyrene	**ND**	0.0078	EPA 8270E/SIM	2-6-25	2-6-25	
Indeno(1,2,3-c,d)pyrene	**ND**	0.0078	EPA 8270E/SIM	2-6-25	2-6-25	
Dibenz[a,h]anthracene	**ND**	0.0078	EPA 8270E/SIM	2-6-25	2-6-25	
Benzo[g,h,i]perylene	**ND**	0.0078	EPA 8270E/SIM	2-6-25	2-6-25	
Surrogate:	*Percent Recovery*	*Control Limits*				
2-Fluorobiphenyl	*82*	*47-112*				
Pyrene-d10	*78*	*48-129*				
Terphenyl-d14	*81*	*51-114*				

This report pertains to the samples analyzed in accordance with the chain of custody, and is intended only for the use of the individual or company to whom it is addressed.

Date of Report: February 13, 2025
Samples Submitted: February 4, 2025
Laboratory Reference: 2502-020
Project: 17613-012-01

PAHs EPA 8270E/SIM

Matrix: Soil
Units: mg/Kg

Analyte	Result	PQL	Method	Date Prepared	Date Analyzed	Flags
Client ID:	**RI-DP3-8.5-9.5**					
Laboratory ID:	02-020-05					
Naphthalene	**ND**	0.0085	EPA 8270E/SIM	2-6-25	2-7-25	
2-Methylnaphthalene	**ND**	0.0085	EPA 8270E/SIM	2-6-25	2-7-25	
1-Methylnaphthalene	**ND**	0.0085	EPA 8270E/SIM	2-6-25	2-7-25	
Acenaphthylene	**ND**	0.0085	EPA 8270E/SIM	2-6-25	2-7-25	
Acenaphthene	**ND**	0.0085	EPA 8270E/SIM	2-6-25	2-7-25	
Fluorene	**ND**	0.0085	EPA 8270E/SIM	2-6-25	2-7-25	
Phenanthrene	**ND**	0.0085	EPA 8270E/SIM	2-6-25	2-7-25	
Anthracene	**ND**	0.0085	EPA 8270E/SIM	2-6-25	2-7-25	
Fluoranthene	**ND**	0.0085	EPA 8270E/SIM	2-6-25	2-7-25	
Pyrene	**ND**	0.0085	EPA 8270E/SIM	2-6-25	2-7-25	
Benzo[a]anthracene	**ND**	0.0085	EPA 8270E/SIM	2-6-25	2-7-25	
Chrysene	**ND**	0.0085	EPA 8270E/SIM	2-6-25	2-7-25	
Benzo[b]fluoranthene	**ND**	0.0085	EPA 8270E/SIM	2-6-25	2-7-25	
Benzo(j,k)fluoranthene	**ND**	0.0085	EPA 8270E/SIM	2-6-25	2-7-25	
Benzo[a]pyrene	**ND**	0.0085	EPA 8270E/SIM	2-6-25	2-7-25	
Indeno(1,2,3-c,d)pyrene	**ND**	0.0085	EPA 8270E/SIM	2-6-25	2-7-25	
Dibenz[a,h]anthracene	**ND**	0.0085	EPA 8270E/SIM	2-6-25	2-7-25	
Benzo[g,h,i]perylene	**ND**	0.0085	EPA 8270E/SIM	2-6-25	2-7-25	
Surrogate:	*Percent Recovery*	*Control Limits*				
2-Fluorobiphenyl	*85*	*47-112*				
Pyrene-d10	*77*	*48-129*				
Terphenyl-d14	*82*	*51-114*				

This report pertains to the samples analyzed in accordance with the chain of custody, and is intended only for the use of the individual or company to whom it is addressed.

Date of Report: February 13, 2025
Samples Submitted: February 4, 2025
Laboratory Reference: 2502-020
Project: 17613-012-01

PAHs EPA 8270E/SIM

Matrix: Soil
Units: mg/Kg

Analyte	Result	PQL	Method	Date Prepared	Date Analyzed	Flags
Client ID:	**RI-DP3-14-15**					
Laboratory ID:	02-020-06					
Naphthalene	**ND**	0.0082	EPA 8270E/SIM	2-6-25	2-7-25	
2-Methylnaphthalene	**ND**	0.0082	EPA 8270E/SIM	2-6-25	2-7-25	
1-Methylnaphthalene	**ND**	0.0082	EPA 8270E/SIM	2-6-25	2-7-25	
Acenaphthylene	**ND**	0.0082	EPA 8270E/SIM	2-6-25	2-7-25	
Acenaphthene	**ND**	0.0082	EPA 8270E/SIM	2-6-25	2-7-25	
Fluorene	**ND**	0.0082	EPA 8270E/SIM	2-6-25	2-7-25	
Phenanthrene	**ND**	0.0082	EPA 8270E/SIM	2-6-25	2-7-25	
Anthracene	**ND**	0.0082	EPA 8270E/SIM	2-6-25	2-7-25	
Fluoranthene	**ND**	0.0082	EPA 8270E/SIM	2-6-25	2-7-25	
Pyrene	**ND**	0.0082	EPA 8270E/SIM	2-6-25	2-7-25	
Benzo[a]anthracene	**ND**	0.0082	EPA 8270E/SIM	2-6-25	2-7-25	
Chrysene	**ND**	0.0082	EPA 8270E/SIM	2-6-25	2-7-25	
Benzo[b]fluoranthene	**ND**	0.0082	EPA 8270E/SIM	2-6-25	2-7-25	
Benzo(j,k)fluoranthene	**ND**	0.0082	EPA 8270E/SIM	2-6-25	2-7-25	
Benzo[a]pyrene	**ND**	0.0082	EPA 8270E/SIM	2-6-25	2-7-25	
Indeno(1,2,3-c,d)pyrene	**ND**	0.0082	EPA 8270E/SIM	2-6-25	2-7-25	
Dibenz[a,h]anthracene	**ND**	0.0082	EPA 8270E/SIM	2-6-25	2-7-25	
Benzo[g,h,i]perylene	**ND**	0.0082	EPA 8270E/SIM	2-6-25	2-7-25	
Surrogate:	*Percent Recovery*	*Control Limits*				
2-Fluorobiphenyl	*76*	*47-112*				
Pyrene-d10	*74*	*48-129*				
Terphenyl-d14	*76*	*51-114*				

This report pertains to the samples analyzed in accordance with the chain of custody, and is intended only for the use of the individual or company to whom it is addressed.

Date of Report: February 13, 2025
Samples Submitted: February 4, 2025
Laboratory Reference: 2502-020
Project: 17613-012-01

PAHs EPA 8270E/SIM

Matrix: Soil
Units: mg/Kg

Analyte	Result	PQL	Method	Date Prepared	Date Analyzed	Flags
Client ID:	**RI-DP4-4-5**					
Laboratory ID:	02-020-07					
Naphthalene	**ND**	0.0076	EPA 8270E/SIM	2-6-25	2-7-25	
2-Methylnaphthalene	**ND**	0.0076	EPA 8270E/SIM	2-6-25	2-7-25	
1-Methylnaphthalene	**ND**	0.0076	EPA 8270E/SIM	2-6-25	2-7-25	
Acenaphthylene	**ND**	0.0076	EPA 8270E/SIM	2-6-25	2-7-25	
Acenaphthene	**ND**	0.0076	EPA 8270E/SIM	2-6-25	2-7-25	
Fluorene	**ND**	0.0076	EPA 8270E/SIM	2-6-25	2-7-25	
Phenanthrene	**0.0086**	0.0076	EPA 8270E/SIM	2-6-25	2-7-25	
Anthracene	**ND**	0.0076	EPA 8270E/SIM	2-6-25	2-7-25	
Fluoranthene	**0.019**	0.0076	EPA 8270E/SIM	2-6-25	2-7-25	
Pyrene	**0.023**	0.0076	EPA 8270E/SIM	2-6-25	2-7-25	
Benzo[a]anthracene	**0.0088**	0.0076	EPA 8270E/SIM	2-6-25	2-7-25	
Chrysene	**0.0085**	0.0076	EPA 8270E/SIM	2-6-25	2-7-25	
Benzo[b]fluoranthene	**0.0098**	0.0076	EPA 8270E/SIM	2-6-25	2-7-25	
Benzo(j,k)fluoranthene	**ND**	0.0076	EPA 8270E/SIM	2-6-25	2-7-25	
Benzo[a]pyrene	**0.011**	0.0076	EPA 8270E/SIM	2-6-25	2-7-25	
Indeno(1,2,3-c,d)pyrene	**0.0078**	0.0076	EPA 8270E/SIM	2-6-25	2-7-25	
Dibenz[a,h]anthracene	**ND**	0.0076	EPA 8270E/SIM	2-6-25	2-7-25	
Benzo[g,h,i]perylene	**ND**	0.0076	EPA 8270E/SIM	2-6-25	2-7-25	
Surrogate:	*Percent Recovery*	*Control Limits*				
2-Fluorobiphenyl	*84*	*47-112*				
Pyrene-d10	*79*	*48-129*				
Terphenyl-d14	*84*	*51-114*				

This report pertains to the samples analyzed in accordance with the chain of custody, and is intended only for the use of the individual or company to whom it is addressed.

Date of Report: February 13, 2025
Samples Submitted: February 4, 2025
Laboratory Reference: 2502-020
Project: 17613-012-01

PAHs EPA 8270E/SIM

Matrix: Soil
Units: mg/Kg

Analyte	Result	PQL	Method	Date Prepared	Date Analyzed	Flags
Client ID:	**RI-DP4-13-14**					
Laboratory ID:	02-020-08					
Naphthalene	**ND**	0.0073	EPA 8270E/SIM	2-6-25	2-7-25	
2-Methylnaphthalene	**ND**	0.0073	EPA 8270E/SIM	2-6-25	2-7-25	
1-Methylnaphthalene	**ND**	0.0073	EPA 8270E/SIM	2-6-25	2-7-25	
Acenaphthylene	**ND**	0.0073	EPA 8270E/SIM	2-6-25	2-7-25	
Acenaphthene	**ND**	0.0073	EPA 8270E/SIM	2-6-25	2-7-25	
Fluorene	**ND**	0.0073	EPA 8270E/SIM	2-6-25	2-7-25	
Phenanthrene	**ND**	0.0073	EPA 8270E/SIM	2-6-25	2-7-25	
Anthracene	**ND**	0.0073	EPA 8270E/SIM	2-6-25	2-7-25	
Fluoranthene	**ND**	0.0073	EPA 8270E/SIM	2-6-25	2-7-25	
Pyrene	**ND**	0.0073	EPA 8270E/SIM	2-6-25	2-7-25	
Benzo[a]anthracene	**ND**	0.0073	EPA 8270E/SIM	2-6-25	2-7-25	
Chrysene	**ND**	0.0073	EPA 8270E/SIM	2-6-25	2-7-25	
Benzo[b]fluoranthene	**ND**	0.0073	EPA 8270E/SIM	2-6-25	2-7-25	
Benzo(j,k)fluoranthene	**ND**	0.0073	EPA 8270E/SIM	2-6-25	2-7-25	
Benzo[a]pyrene	**ND**	0.0073	EPA 8270E/SIM	2-6-25	2-7-25	
Indeno(1,2,3-c,d)pyrene	**ND**	0.0073	EPA 8270E/SIM	2-6-25	2-7-25	
Dibenz[a,h]anthracene	**ND**	0.0073	EPA 8270E/SIM	2-6-25	2-7-25	
Benzo[g,h,i]perylene	**ND**	0.0073	EPA 8270E/SIM	2-6-25	2-7-25	
Surrogate:	*Percent Recovery*	*Control Limits*				
2-Fluorobiphenyl	*81*	*47-112*				
Pyrene-d10	*76*	*48-129*				
Terphenyl-d14	*81*	*51-114*				

This report pertains to the samples analyzed in accordance with the chain of custody, and is intended only for the use of the individual or company to whom it is addressed.

Date of Report: February 13, 2025
Samples Submitted: February 4, 2025
Laboratory Reference: 2502-020
Project: 17613-012-01

PAHs EPA 8270E/SIM

Matrix: Soil
Units: mg/Kg

Analyte	Result	PQL	Method	Date Prepared	Date Analyzed	Flags
Client ID:	**RI-DP4-19-20**					
Laboratory ID:	02-020-09					
Naphthalene	**ND**	0.0092	EPA 8270E/SIM	2-6-25	2-7-25	
2-Methylnaphthalene	**ND**	0.0092	EPA 8270E/SIM	2-6-25	2-7-25	
1-Methylnaphthalene	**ND**	0.0092	EPA 8270E/SIM	2-6-25	2-7-25	
Acenaphthylene	**ND**	0.0092	EPA 8270E/SIM	2-6-25	2-7-25	
Acenaphthene	**ND**	0.0092	EPA 8270E/SIM	2-6-25	2-7-25	
Fluorene	**ND**	0.0092	EPA 8270E/SIM	2-6-25	2-7-25	
Phenanthrene	**ND**	0.0092	EPA 8270E/SIM	2-6-25	2-7-25	
Anthracene	**ND**	0.0092	EPA 8270E/SIM	2-6-25	2-7-25	
Fluoranthene	**ND**	0.0092	EPA 8270E/SIM	2-6-25	2-7-25	
Pyrene	**ND**	0.0092	EPA 8270E/SIM	2-6-25	2-7-25	
Benzo[a]anthracene	**ND**	0.0092	EPA 8270E/SIM	2-6-25	2-7-25	
Chrysene	**ND**	0.0092	EPA 8270E/SIM	2-6-25	2-7-25	
Benzo[b]fluoranthene	**ND**	0.0092	EPA 8270E/SIM	2-6-25	2-7-25	
Benzo(j,k)fluoranthene	**ND**	0.0092	EPA 8270E/SIM	2-6-25	2-7-25	
Benzo[a]pyrene	**ND**	0.0092	EPA 8270E/SIM	2-6-25	2-7-25	
Indeno(1,2,3-c,d)pyrene	**ND**	0.0092	EPA 8270E/SIM	2-6-25	2-7-25	
Dibenz[a,h]anthracene	**ND**	0.0092	EPA 8270E/SIM	2-6-25	2-7-25	
Benzo[g,h,i]perylene	**ND**	0.0092	EPA 8270E/SIM	2-6-25	2-7-25	
Surrogate:	*Percent Recovery*	*Control Limits*				
2-Fluorobiphenyl	*81*	*47-112*				
Pyrene-d10	*76*	*48-129*				
Terphenyl-d14	*77*	*51-114*				

This report pertains to the samples analyzed in accordance with the chain of custody, and is intended only for the use of the individual or company to whom it is addressed.

Date of Report: February 13, 2025
Samples Submitted: February 4, 2025
Laboratory Reference: 2502-020
Project: 17613-012-01

PAHs EPA 8270E/SIM

Matrix: Soil
Units: mg/Kg

Analyte	Result	PQL	Method	Date Prepared	Date Analyzed	Flags
Client ID:	**RI-B1-8.8**					
Laboratory ID:	02-020-10					
Naphthalene	**0.0094**	0.0078	EPA 8270E/SIM	2-6-25	2-7-25	
2-Methylnaphthalene	**0.014**	0.0078	EPA 8270E/SIM	2-6-25	2-7-25	
1-Methylnaphthalene	**0.013**	0.0078	EPA 8270E/SIM	2-6-25	2-7-25	
Acenaphthylene	**0.011**	0.0078	EPA 8270E/SIM	2-6-25	2-7-25	
Acenaphthene	**ND**	0.0078	EPA 8270E/SIM	2-6-25	2-7-25	
Fluorene	**ND**	0.0078	EPA 8270E/SIM	2-6-25	2-7-25	
Phenanthrene	**0.029**	0.0078	EPA 8270E/SIM	2-6-25	2-7-25	
Anthracene	**ND**	0.0078	EPA 8270E/SIM	2-6-25	2-7-25	
Fluoranthene	**0.055**	0.0078	EPA 8270E/SIM	2-6-25	2-7-25	
Pyrene	**0.061**	0.0078	EPA 8270E/SIM	2-6-25	2-7-25	
Benzo[a]anthracene	**0.022**	0.0078	EPA 8270E/SIM	2-6-25	2-7-25	
Chrysene	**0.041**	0.0078	EPA 8270E/SIM	2-6-25	2-7-25	
Benzo[b]fluoranthene	**0.043**	0.0078	EPA 8270E/SIM	2-6-25	2-7-25	
Benzo(j,k)fluoranthene	**0.015**	0.0078	EPA 8270E/SIM	2-6-25	2-7-25	
Benzo[a]pyrene	**0.034**	0.0078	EPA 8270E/SIM	2-6-25	2-7-25	
Indeno(1,2,3-c,d)pyrene	**0.029**	0.0078	EPA 8270E/SIM	2-6-25	2-7-25	
Dibenz[a,h]anthracene	**ND**	0.0078	EPA 8270E/SIM	2-6-25	2-7-25	
Benzo[g,h,i]perylene	**0.027**	0.0078	EPA 8270E/SIM	2-6-25	2-7-25	
Surrogate:	*Percent Recovery*	*Control Limits*				
2-Fluorobiphenyl	*79*	*47-112*				
Pyrene-d10	*81*	*48-129*				
Terphenyl-d14	*83*	*51-114*				

This report pertains to the samples analyzed in accordance with the chain of custody, and is intended only for the use of the individual or company to whom it is addressed.

Date of Report: February 13, 2025
Samples Submitted: February 4, 2025
Laboratory Reference: 2502-020
Project: 17613-012-01

PAHs EPA 8270E/SIM

Matrix: Soil
Units: mg/Kg

Analyte	Result	PQL	Method	Date Prepared	Date Analyzed	Flags
Client ID:	**RI-MW4-13.0**					
Laboratory ID:	02-020-11					
Naphthalene	**ND**	0.0075	EPA 8270E/SIM	2-6-25	2-7-25	
2-Methylnaphthalene	**ND**	0.0075	EPA 8270E/SIM	2-6-25	2-7-25	
1-Methylnaphthalene	**ND**	0.0075	EPA 8270E/SIM	2-6-25	2-7-25	
Acenaphthylene	**ND**	0.0075	EPA 8270E/SIM	2-6-25	2-7-25	
Acenaphthene	**ND**	0.0075	EPA 8270E/SIM	2-6-25	2-7-25	
Fluorene	**ND**	0.0075	EPA 8270E/SIM	2-6-25	2-7-25	
Phenanthrene	**ND**	0.0075	EPA 8270E/SIM	2-6-25	2-7-25	
Anthracene	**ND**	0.0075	EPA 8270E/SIM	2-6-25	2-7-25	
Fluoranthene	**ND**	0.0075	EPA 8270E/SIM	2-6-25	2-7-25	
Pyrene	**ND**	0.0075	EPA 8270E/SIM	2-6-25	2-7-25	
Benzo[a]anthracene	**ND**	0.0075	EPA 8270E/SIM	2-6-25	2-7-25	
Chrysene	**ND**	0.0075	EPA 8270E/SIM	2-6-25	2-7-25	
Benzo[b]fluoranthene	**ND**	0.0075	EPA 8270E/SIM	2-6-25	2-7-25	
Benzo(j,k)fluoranthene	**ND**	0.0075	EPA 8270E/SIM	2-6-25	2-7-25	
Benzo[a]pyrene	**ND**	0.0075	EPA 8270E/SIM	2-6-25	2-7-25	
Indeno(1,2,3-c,d)pyrene	**ND**	0.0075	EPA 8270E/SIM	2-6-25	2-7-25	
Dibenz[a,h]anthracene	**ND**	0.0075	EPA 8270E/SIM	2-6-25	2-7-25	
Benzo[g,h,i]perylene	**ND**	0.0075	EPA 8270E/SIM	2-6-25	2-7-25	
Surrogate:	*Percent Recovery*	*Control Limits*				
2-Fluorobiphenyl	*91*	*47-112*				
Pyrene-d10	*84*	*48-129*				
Terphenyl-d14	*89*	*51-114*				

This report pertains to the samples analyzed in accordance with the chain of custody, and is intended only for the use of the individual or company to whom it is addressed.

Date of Report: February 13, 2025
Samples Submitted: February 4, 2025
Laboratory Reference: 2502-020
Project: 17613-012-01

PAHs EPA 8270E/SIM

Matrix: Soil
Units: mg/Kg

Analyte	Result	PQL	Method	Date Prepared	Date Analyzed	Flags
Client ID:	**RI-MW4-19.0**					
Laboratory ID:	02-020-12					
Naphthalene	**ND**	0.0097	EPA 8270E/SIM	2-6-25	2-7-25	
2-Methylnaphthalene	**ND**	0.0097	EPA 8270E/SIM	2-6-25	2-7-25	
1-Methylnaphthalene	**ND**	0.0097	EPA 8270E/SIM	2-6-25	2-7-25	
Acenaphthylene	**ND**	0.0097	EPA 8270E/SIM	2-6-25	2-7-25	
Acenaphthene	**ND**	0.0097	EPA 8270E/SIM	2-6-25	2-7-25	
Fluorene	**ND**	0.0097	EPA 8270E/SIM	2-6-25	2-7-25	
Phenanthrene	**ND**	0.0097	EPA 8270E/SIM	2-6-25	2-7-25	
Anthracene	**ND**	0.0097	EPA 8270E/SIM	2-6-25	2-7-25	
Fluoranthene	**ND**	0.0097	EPA 8270E/SIM	2-6-25	2-7-25	
Pyrene	**ND**	0.0097	EPA 8270E/SIM	2-6-25	2-7-25	
Benzo[a]anthracene	**ND**	0.0097	EPA 8270E/SIM	2-6-25	2-7-25	
Chrysene	**ND**	0.0097	EPA 8270E/SIM	2-6-25	2-7-25	
Benzo[b]fluoranthene	**ND**	0.0097	EPA 8270E/SIM	2-6-25	2-7-25	
Benzo(j,k)fluoranthene	**ND**	0.0097	EPA 8270E/SIM	2-6-25	2-7-25	
Benzo[a]pyrene	**ND**	0.0097	EPA 8270E/SIM	2-6-25	2-7-25	
Indeno(1,2,3-c,d)pyrene	**ND**	0.0097	EPA 8270E/SIM	2-6-25	2-7-25	
Dibenz[a,h]anthracene	**ND**	0.0097	EPA 8270E/SIM	2-6-25	2-7-25	
Benzo[g,h,i]perylene	**ND**	0.0097	EPA 8270E/SIM	2-6-25	2-7-25	
Surrogate:	*Percent Recovery*	*Control Limits*				
2-Fluorobiphenyl	*63*	*47-112*				
Pyrene-d10	*56*	*48-129*				
Terphenyl-d14	*59*	*51-114*				

This report pertains to the samples analyzed in accordance with the chain of custody, and is intended only for the use of the individual or company to whom it is addressed.

Date of Report: February 13, 2025
Samples Submitted: February 4, 2025
Laboratory Reference: 2502-020
Project: 17613-012-01

PAHs EPA 8270E/SIM

Matrix: Soil
Units: mg/Kg

Analyte	Result	PQL	Method	Date Prepared	Date Analyzed	Flags
Client ID:	**RI-MW4-26.5**					
Laboratory ID:	02-020-13					
Naphthalene	**ND**	0.010	EPA 8270E/SIM	2-6-25	2-11-25	
2-Methylnaphthalene	**ND**	0.010	EPA 8270E/SIM	2-6-25	2-11-25	
1-Methylnaphthalene	**ND**	0.010	EPA 8270E/SIM	2-6-25	2-11-25	
Acenaphthylene	**ND**	0.010	EPA 8270E/SIM	2-6-25	2-11-25	
Acenaphthene	**ND**	0.010	EPA 8270E/SIM	2-6-25	2-11-25	
Fluorene	**ND**	0.010	EPA 8270E/SIM	2-6-25	2-11-25	
Phenanthrene	**ND**	0.010	EPA 8270E/SIM	2-6-25	2-11-25	
Anthracene	**ND**	0.010	EPA 8270E/SIM	2-6-25	2-11-25	
Fluoranthene	**ND**	0.010	EPA 8270E/SIM	2-6-25	2-11-25	
Pyrene	**ND**	0.010	EPA 8270E/SIM	2-6-25	2-11-25	
Benzo[a]anthracene	**ND**	0.010	EPA 8270E/SIM	2-6-25	2-11-25	
Chrysene	**ND**	0.010	EPA 8270E/SIM	2-6-25	2-11-25	
Benzo[b]fluoranthene	**ND**	0.010	EPA 8270E/SIM	2-6-25	2-11-25	
Benzo(j,k)fluoranthene	**ND**	0.010	EPA 8270E/SIM	2-6-25	2-11-25	
Benzo[a]pyrene	**ND**	0.010	EPA 8270E/SIM	2-6-25	2-11-25	
Indeno(1,2,3-c,d)pyrene	**ND**	0.010	EPA 8270E/SIM	2-6-25	2-11-25	
Dibenz[a,h]anthracene	**ND**	0.010	EPA 8270E/SIM	2-6-25	2-11-25	
Benzo[g,h,i]perylene	**ND**	0.010	EPA 8270E/SIM	2-6-25	2-11-25	
Surrogate:	*Percent Recovery*	*Control Limits*				
2-Fluorobiphenyl	*63*	*47-112*				
Pyrene-d10	*51*	*48-129*				
Terphenyl-d14	*54*	*51-114*				

This report pertains to the samples analyzed in accordance with the chain of custody, and is intended only for the use of the individual or company to whom it is addressed.

Date of Report: February 13, 2025
Samples Submitted: February 4, 2025
Laboratory Reference: 2502-020
Project: 17613-012-01

TOTAL METALS
EPA 6010D/7471B

Matrix: Soil
Units: mg/Kg (ppm)

Analyte	Result	PQL	Method	Date Prepared	Date Analyzed	Flags
Client ID:	**RI-DP1-3-4**					
Laboratory ID:	02-020-01					
Arsenic	**ND**	12	EPA 6010D	2-11-25	2-11-25	
Barium	**92**	3.1	EPA 6010D	2-11-25	2-11-25	
Cadmium	**ND**	0.62	EPA 6010D	2-11-25	2-11-25	
Chromium	**41**	0.62	EPA 6010D	2-11-25	2-11-25	
Lead	**ND**	6.2	EPA 6010D	2-11-25	2-11-25	
Mercury	**ND**	0.31	EPA 7471B	2-12-25	2-12-25	
Selenium	**ND**	12	EPA 6010D	2-11-25	2-11-25	
Silver	**ND**	1.2	EPA 6010D	2-11-25	2-11-25	
Client ID:	**RI-DP1-12-13**					
Laboratory ID:	02-020-02					
Arsenic	**ND**	12	EPA 6010D	2-11-25	2-11-25	
Barium	**83**	3.1	EPA 6010D	2-11-25	2-11-25	
Cadmium	**ND**	0.62	EPA 6010D	2-11-25	2-11-25	
Chromium	**37**	0.62	EPA 6010D	2-11-25	2-11-25	
Lead	**ND**	6.2	EPA 6010D	2-11-25	2-11-25	
Mercury	**ND**	0.31	EPA 7471B	2-12-25	2-12-25	
Selenium	**ND**	12	EPA 6010D	2-11-25	2-11-25	
Silver	**ND**	1.2	EPA 6010D	2-11-25	2-11-25	
Client ID:	**RI-DP1-19-20**					
Laboratory ID:	02-020-03					
Arsenic	**ND**	12	EPA 6010D	2-11-25	2-11-25	
Barium	**20**	2.9	EPA 6010D	2-11-25	2-11-25	
Cadmium	**ND**	0.58	EPA 6010D	2-11-25	2-11-25	
Chromium	**22**	0.58	EPA 6010D	2-11-25	2-11-25	
Lead	**ND**	5.8	EPA 6010D	2-11-25	2-11-25	
Mercury	**ND**	0.29	EPA 7471B	2-12-25	2-12-25	
Selenium	**ND**	12	EPA 6010D	2-11-25	2-11-25	
Silver	**ND**	1.2	EPA 6010D	2-11-25	2-11-25	

This report pertains to the samples analyzed in accordance with the chain of custody, and is intended only for the use of the individual or company to whom it is addressed.

Date of Report: February 13, 2025
Samples Submitted: February 4, 2025
Laboratory Reference: 2502-020
Project: 17613-012-01

TOTAL METALS
EPA 6010D/7471B

Matrix: Soil
Units: mg/Kg (ppm)

Analyte	Result	PQL	Method	Date Prepared	Date Analyzed	Flags
Client ID:	**RI-DP3-4-5**					
Laboratory ID:	02-020-04					
Arsenic	**ND**	12	EPA 6010D	2-11-25	2-11-25	
Barium	**58**	2.9	EPA 6010D	2-11-25	2-11-25	
Cadmium	**ND**	0.59	EPA 6010D	2-11-25	2-11-25	
Chromium	**29**	0.59	EPA 6010D	2-11-25	2-11-25	
Lead	**ND**	5.9	EPA 6010D	2-11-25	2-11-25	
Mercury	**ND**	0.29	EPA 7471B	2-12-25	2-12-25	
Selenium	**ND**	12	EPA 6010D	2-11-25	2-11-25	
Silver	**ND**	1.2	EPA 6010D	2-11-25	2-11-25	
Client ID:	**RI-DP3-8.5-9.5**					
Laboratory ID:	02-020-05					
Arsenic	**ND**	13	EPA 6010D	2-11-25	2-11-25	
Barium	**82**	3.2	EPA 6010D	2-11-25	2-11-25	
Cadmium	**ND**	0.64	EPA 6010D	2-11-25	2-11-25	
Chromium	**38**	0.64	EPA 6010D	2-11-25	2-11-25	
Lead	**ND**	6.4	EPA 6010D	2-11-25	2-11-25	
Mercury	**ND**	0.32	EPA 7471B	2-12-25	2-12-25	
Selenium	**ND**	13	EPA 6010D	2-11-25	2-11-25	
Silver	**ND**	1.3	EPA 6010D	2-11-25	2-11-25	
Client ID:	**RI-DP3-14-15**					
Laboratory ID:	02-020-06					
Arsenic	**ND**	12	EPA 6010D	2-11-25	2-11-25	
Barium	**81**	3.1	EPA 6010D	2-11-25	2-11-25	
Cadmium	**ND**	0.61	EPA 6010D	2-11-25	2-11-25	
Chromium	**42**	0.61	EPA 6010D	2-11-25	2-11-25	
Lead	**ND**	6.1	EPA 6010D	2-11-25	2-11-25	
Mercury	**ND**	0.31	EPA 7471B	2-12-25	2-12-25	
Selenium	**ND**	12	EPA 6010D	2-11-25	2-11-25	
Silver	**ND**	1.2	EPA 6010D	2-11-25	2-11-25	

This report pertains to the samples analyzed in accordance with the chain of custody,
and is intended only for the use of the individual or company to whom it is addressed.

Date of Report: February 13, 2025
Samples Submitted: February 4, 2025
Laboratory Reference: 2502-020
Project: 17613-012-01

TOTAL METALS
EPA 6010D/7471B

Matrix: Soil
Units: mg/Kg (ppm)

Analyte	Result	PQL	Method	Date Prepared	Date Analyzed	Flags
Client ID:	**RI-DP4-4-5**					
Laboratory ID:	02-020-07					
Arsenic	**ND**	11	EPA 6010D	2-11-25	2-11-25	
Barium	**79**	2.8	EPA 6010D	2-11-25	2-11-25	
Cadmium	**ND**	0.57	EPA 6010D	2-11-25	2-11-25	
Chromium	**20**	0.57	EPA 6010D	2-11-25	2-11-25	
Lead	**ND**	5.7	EPA 6010D	2-11-25	2-11-25	
Mercury	**ND**	0.28	EPA 7471B	2-12-25	2-12-25	
Selenium	**ND**	11	EPA 6010D	2-11-25	2-11-25	
Silver	**ND**	1.1	EPA 6010D	2-11-25	2-11-25	
Client ID:	**RI-DP4-13-14**					
Laboratory ID:	02-020-08					
Arsenic	**ND**	11	EPA 6010D	2-11-25	2-11-25	
Barium	**47**	2.7	EPA 6010D	2-11-25	2-11-25	
Cadmium	**ND**	0.55	EPA 6010D	2-11-25	2-11-25	
Chromium	**21**	0.55	EPA 6010D	2-11-25	2-11-25	
Lead	**ND**	5.5	EPA 6010D	2-11-25	2-11-25	
Mercury	**ND**	0.27	EPA 7471B	2-12-25	2-12-25	
Selenium	**ND**	11	EPA 6010D	2-11-25	2-11-25	
Silver	**ND**	1.1	EPA 6010D	2-11-25	2-11-25	
Client ID:	**RI-DP4-19-20**					
Laboratory ID:	02-020-09					
Arsenic	**ND**	14	EPA 6010D	2-11-25	2-11-25	
Barium	**94**	3.4	EPA 6010D	2-11-25	2-11-25	
Cadmium	**ND**	0.69	EPA 6010D	2-11-25	2-11-25	
Chromium	**41**	0.69	EPA 6010D	2-11-25	2-11-25	
Lead	**ND**	6.9	EPA 6010D	2-11-25	2-11-25	
Mercury	**ND**	0.34	EPA 7471B	2-12-25	2-12-25	
Selenium	**ND**	14	EPA 6010D	2-11-25	2-11-25	
Silver	**ND**	1.4	EPA 6010D	2-11-25	2-11-25	

This report pertains to the samples analyzed in accordance with the chain of custody,
and is intended only for the use of the individual or company to whom it is addressed.

Date of Report: February 13, 2025
Samples Submitted: February 4, 2025
Laboratory Reference: 2502-020
Project: 17613-012-01

TOTAL METALS
EPA 6010D/7471B

Matrix: Soil
Units: mg/Kg (ppm)

Analyte	Result	PQL	Method	Date Prepared	Date Analyzed	Flags
Client ID:	**RI-B1-8.8**					
Laboratory ID:	02-020-10					
Arsenic	**ND**	12	EPA 6010D	2-11-25	2-11-25	
Barium	**91**	2.9	EPA 6010D	2-11-25	2-11-25	
Cadmium	**ND**	0.58	EPA 6010D	2-11-25	2-11-25	
Chromium	**19**	0.58	EPA 6010D	2-11-25	2-11-25	
Lead	**56**	5.8	EPA 6010D	2-11-25	2-11-25	
Mercury	**ND**	0.29	EPA 7471B	2-12-25	2-12-25	
Selenium	**ND**	12	EPA 6010D	2-11-25	2-11-25	
Silver	**ND**	1.2	EPA 6010D	2-11-25	2-11-25	
Client ID:	**RI-MW4-13.0**					
Laboratory ID:	02-020-11					
Arsenic	**ND**	11	EPA 6010D	2-11-25	2-11-25	
Barium	**73**	2.8	EPA 6010D	2-11-25	2-11-25	
Cadmium	**ND**	0.56	EPA 6010D	2-11-25	2-11-25	
Chromium	**24**	0.56	EPA 6010D	2-11-25	2-11-25	
Lead	**17**	5.6	EPA 6010D	2-11-25	2-11-25	
Mercury	**ND**	0.28	EPA 7471B	2-12-25	2-12-25	
Selenium	**ND**	11	EPA 6010D	2-11-25	2-11-25	
Silver	**ND**	1.1	EPA 6010D	2-11-25	2-11-25	
Client ID:	**RI-MW4-19.0**					
Laboratory ID:	02-020-12					
Arsenic	**ND**	15	EPA 6010D	2-11-25	2-11-25	
Barium	**87**	3.6	EPA 6010D	2-11-25	2-11-25	
Cadmium	**ND**	0.73	EPA 6010D	2-11-25	2-11-25	
Chromium	**37**	0.73	EPA 6010D	2-11-25	2-11-25	
Lead	**ND**	7.3	EPA 6010D	2-11-25	2-11-25	
Mercury	**ND**	0.36	EPA 7471B	2-12-25	2-12-25	
Selenium	**ND**	15	EPA 6010D	2-11-25	2-11-25	
Silver	**ND**	1.5	EPA 6010D	2-11-25	2-11-25	

This report pertains to the samples analyzed in accordance with the chain of custody, and is intended only for the use of the individual or company to whom it is addressed.

Date of Report: February 13, 2025
Samples Submitted: February 4, 2025
Laboratory Reference: 2502-020
Project: 17613-012-01

TOTAL METALS
EPA 6010D/7471B

Matrix: Soil
Units: mg/Kg (ppm)

Analyte	Result	PQL	Method	Date Prepared	Date Analyzed	Flags
Client ID:	**RI-MW4-26.5**					
Laboratory ID:	02-020-13					
Arsenic	**ND**	16	EPA 6010D	2-11-25	2-11-25	
Barium	**140**	3.9	EPA 6010D	2-11-25	2-11-25	
Cadmium	**0.81**	0.78	EPA 6010D	2-11-25	2-11-25	
Chromium	**68**	0.78	EPA 6010D	2-11-25	2-11-25	
Lead	**ND**	7.8	EPA 6010D	2-11-25	2-11-25	
Mercury	**ND**	0.39	EPA 7471B	2-12-25	2-12-25	
Selenium	**ND**	16	EPA 6010D	2-11-25	2-11-25	
Silver	**ND**	1.6	EPA 6010D	2-11-25	2-11-25	

This report pertains to the samples analyzed in accordance with the chain of custody,
and is intended only for the use of the individual or company to whom it is addressed.

Date of Report: February 13, 2025
Samples Submitted: February 4, 2025
Laboratory Reference: 2502-020
Project: 17613-012-01

GASOLINE RANGE ORGANICS
NWTPH-Gx
QUALITY CONTROL

Matrix: Soil
Units: mg/kg (ppm)

Analyte	Result	PQL	Method	Date Prepared	Date Analyzed	Flags
METHOD BLANK						
Laboratory ID:	MB0204S1					
Gasoline	**ND**	5.0	NWTPH-Gx	2-4-25	2-4-25	
Surrogate:	*Percent Recovery*	*Control Limits*				
Fluorobenzene	*92*	*62-134*				
Laboratory ID:	MB0204S2					
Gasoline	**ND**	5.0	NWTPH-Gx	2-4-25	2-4-25	
Surrogate:	*Percent Recovery*	*Control Limits*				
Fluorobenzene	*93*	*62-134*				

Analyte	Result		Spike Level	Source Result	Percent Recovery	Recovery Limits	RPD	RPD Limit	Flags
DUPLICATE									
Laboratory ID:	02-020-01								
	ORIG	DUP							
Gasoline	**ND**	**ND**	NA	NA	NA	NA	NA	30	
Surrogate:									
Fluorobenzene					*96*	*101*	*62-134*		
Laboratory ID:	02-020-11								
	ORIG	DUP							
Gasoline	**ND**	**ND**	NA	NA	NA	NA	NA	30	
Surrogate:									
Fluorobenzene					*99*	*100*	*62-134*		

This report pertains to the samples analyzed in accordance with the chain of custody, and is intended only for the use of the individual or company to whom it is addressed.

Date of Report: February 13, 2025
Samples Submitted: February 4, 2025
Laboratory Reference: 2502-020
Project: 17613-012-01

DIESEL AND HEAVY OIL RANGE ORGANICS
NWTPH-Dx
QUALITY CONTROL

Matrix: Soil
Units: mg/Kg (ppm)

Analyte	Result	PQL	Method	Date Prepared	Date Analyzed	Flags
METHOD BLANK						
Laboratory ID:	MB0206S1					
Diesel Range Organics	**ND**	25	NWTPH-Dx	2-6-25	2-6-25	
Lube Oil Range Organics	**ND**	50	NWTPH-Dx	2-6-25	2-6-25	
Surrogate:	*Percent Recovery*	*Control Limits*				
o-Terphenyl	*75*	*50-150*				
Laboratory ID:	MB0206S1					
Diesel Range Organics	**ND**	25	NWTPH-Dx	2-6-25	2-6-25	X2
Lube Oil Range Organics	**ND**	50	NWTPH-Dx	2-6-25	2-6-25	X2
Surrogate:	*Percent Recovery*	*Control Limits*				
o-Terphenyl	*79*	*50-150*				

Analyte	Result		Spike Level		Source Result	Percent Recovery		Recovery Limits	RPD	RPD Limit	Flags
DUPLICATE											
Laboratory ID:	02-020-07										
	ORIG	DUP									
Diesel Range	**ND**	**ND**	NA	NA		NA		NA	NA	40	
Lube Oil Range	**ND**	**ND**	NA	NA		NA		NA	NA	40	
Surrogate:											
o-Terphenyl						*76*	*77*	*50-150*			
Laboratory ID:	02-020-07										
	ORIG	DUP									
Diesel Range	**ND**	**ND**	NA	NA		NA		NA	NA	40	X2
Lube Oil Range	**ND**	**ND**	NA	NA		NA		NA	NA	40	X2
Surrogate:											
o-Terphenyl						*78*	*77*	*50-150*			
Laboratory ID:	02-001-01										
	ORIG	DUP									
Diesel Range	**ND**	**ND**	NA	NA		NA		NA	NA	40	U1,
Lube Oil	**652**	**268**	NA	NA		NA		NA	83	40	L
Surrogate:											
o-Terphenyl						*86*	*85*	*50-150*			
Laboratory ID:	02-001-01										
	ORIG	DUP									
Diesel Range	**ND**	**ND**	NA	NA		NA		NA	NA	40	U1,X2
Lube Oil	**423**	**195**	NA	NA		NA		NA	74	40	L
Surrogate:											
o-Terphenyl						*86*	*77*	*50-150*			

This report pertains to the samples analyzed in accordance with the chain of custody,
and is intended only for the use of the individual or company to whom it is addressed.

Date of Report: February 13, 2025
Samples Submitted: February 4, 2025
Laboratory Reference: 2502-020
Project: 17613-012-01

VOLATILE ORGANICS EPA 8260D
QUALITY CONTROL
page 1 of 2

Matrix: Soil
Units: mg/kg

Analyte	Result	PQL	Method	Date Prepared	Date Analyzed	Flags
METHOD BLANK						
Laboratory ID:	MB0204S1					
Dichlorodifluoromethane	ND	0.0010	EPA 8260D	2-4-25	2-4-25	
Chloromethane	ND	0.0050	EPA 8260D	2-4-25	2-4-25	
Vinyl Chloride	ND	0.0010	EPA 8260D	2-4-25	2-4-25	
Bromomethane	ND	0.0050	EPA 8260D	2-4-25	2-4-25	
Chloroethane	ND	0.0050	EPA 8260D	2-4-25	2-4-25	
Trichlorofluoromethane	ND	0.0010	EPA 8260D	2-4-25	2-4-25	
1,1-Dichloroethene	ND	0.0010	EPA 8260D	2-4-25	2-4-25	
Acetone	ND	0.013	EPA 8260D	2-4-25	2-4-25	
Iodomethane	ND	0.0050	EPA 8260D	2-4-25	2-4-25	
Carbon Disulfide	ND	0.0010	EPA 8260D	2-4-25	2-4-25	
Methylene Chloride	ND	0.0064	EPA 8260D	2-4-25	2-4-25	
(trans) 1,2-Dichloroethene	ND	0.0010	EPA 8260D	2-4-25	2-4-25	
Methyl t-Butyl Ether	ND	0.0010	EPA 8260D	2-4-25	2-4-25	
1,1-Dichloroethane	ND	0.0010	EPA 8260D	2-4-25	2-4-25	
Vinyl Acetate	ND	0.0066	EPA 8260D	2-4-25	2-4-25	
2,2-Dichloropropane	ND	0.0010	EPA 8260D	2-4-25	2-4-25	
(cis) 1,2-Dichloroethene	ND	0.0010	EPA 8260D	2-4-25	2-4-25	
2-Butanone	ND	0.0064	EPA 8260D	2-4-25	2-4-25	
Bromochloromethane	ND	0.0010	EPA 8260D	2-4-25	2-4-25	
Chloroform	ND	0.0010	EPA 8260D	2-4-25	2-4-25	
1,1,1-Trichloroethane	ND	0.0010	EPA 8260D	2-4-25	2-4-25	
Carbon Tetrachloride	ND	0.0010	EPA 8260D	2-4-25	2-4-25	
1,1-Dichloropropene	ND	0.0010	EPA 8260D	2-4-25	2-4-25	
Benzene	ND	0.0010	EPA 8260D	2-4-25	2-4-25	
1,2-Dichloroethane	ND	0.0010	EPA 8260D	2-4-25	2-4-25	
Trichloroethene	ND	0.0010	EPA 8260D	2-4-25	2-4-25	
1,2-Dichloropropane	ND	0.0010	EPA 8260D	2-4-25	2-4-25	
Dibromomethane	ND	0.0010	EPA 8260D	2-4-25	2-4-25	
Bromodichloromethane	ND	0.0010	EPA 8260D	2-4-25	2-4-25	
2-Chloroethyl Vinyl Ether	ND	0.0067	EPA 8260D	2-4-25	2-4-25	
(cis) 1,3-Dichloropropene	ND	0.0010	EPA 8260D	2-4-25	2-4-25	
Methyl Isobutyl Ketone	ND	0.0064	EPA 8260D	2-4-25	2-4-25	
Toluene	ND	0.0050	EPA 8260D	2-4-25	2-4-25	

This report pertains to the samples analyzed in accordance with the chain of custody,
and is intended only for the use of the individual or company to whom it is addressed.

Date of Report: February 13, 2025
Samples Submitted: February 4, 2025
Laboratory Reference: 2502-020
Project: 17613-012-01

VOLATILE ORGANICS EPA 8260D
QUALITY CONTROL
page 2 of 2

Analyte	Result	PQL	Method	Date Prepared	Date Analyzed	Flags
METHOD BLANK						
Laboratory ID:	MB0204S1					
(trans) 1,3-Dichloropropene	ND	0.0010	EPA 8260D	2-4-25	2-4-25	
1,1,2-Trichloroethane	ND	0.0010	EPA 8260D	2-4-25	2-4-25	
Tetrachloroethene	ND	0.0010	EPA 8260D	2-4-25	2-4-25	
1,3-Dichloropropane	ND	0.0010	EPA 8260D	2-4-25	2-4-25	
2-Hexanone	ND	0.0064	EPA 8260D	2-4-25	2-4-25	
Dibromochloromethane	ND	0.0010	EPA 8260D	2-4-25	2-4-25	
1,2-Dibromoethane	ND	0.0010	EPA 8260D	2-4-25	2-4-25	
Chlorobenzene	ND	0.0010	EPA 8260D	2-4-25	2-4-25	
1,1,1,2-Tetrachloroethane	ND	0.0010	EPA 8260D	2-4-25	2-4-25	
Ethylbenzene	ND	0.0010	EPA 8260D	2-4-25	2-4-25	
m,p-Xylene	ND	0.0020	EPA 8260D	2-4-25	2-4-25	
o-Xylene	ND	0.0010	EPA 8260D	2-4-25	2-4-25	
Styrene	ND	0.0010	EPA 8260D	2-4-25	2-4-25	
Bromoform	ND	0.0050	EPA 8260D	2-4-25	2-4-25	
Isopropylbenzene	ND	0.0010	EPA 8260D	2-4-25	2-4-25	
Bromobenzene	ND	0.0010	EPA 8260D	2-4-25	2-4-25	
1,1,2,2-Tetrachloroethane	ND	0.0010	EPA 8260D	2-4-25	2-4-25	
1,2,3-Trichloropropane	ND	0.0010	EPA 8260D	2-4-25	2-4-25	
n-Propylbenzene	ND	0.0010	EPA 8260D	2-4-25	2-4-25	
2-Chlorotoluene	ND	0.0010	EPA 8260D	2-4-25	2-4-25	
4-Chlorotoluene	ND	0.0010	EPA 8260D	2-4-25	2-4-25	
1,3,5-Trimethylbenzene	ND	0.0010	EPA 8260D	2-4-25	2-4-25	
tert-Butylbenzene	ND	0.0010	EPA 8260D	2-4-25	2-4-25	
1,2,4-Trimethylbenzene	ND	0.0010	EPA 8260D	2-4-25	2-4-25	
sec-Butylbenzene	ND	0.0010	EPA 8260D	2-4-25	2-4-25	
1,3-Dichlorobenzene	ND	0.0010	EPA 8260D	2-4-25	2-4-25	
p-Isopropyltoluene	ND	0.0010	EPA 8260D	2-4-25	2-4-25	
1,4-Dichlorobenzene	ND	0.0010	EPA 8260D	2-4-25	2-4-25	
1,2-Dichlorobenzene	ND	0.0010	EPA 8260D	2-4-25	2-4-25	
n-Butylbenzene	ND	0.0010	EPA 8260D	2-4-25	2-4-25	
1,2-Dibromo-3-chloropropane	ND	0.0050	EPA 8260D	2-4-25	2-4-25	
1,2,4-Trichlorobenzene	ND	0.0010	EPA 8260D	2-4-25	2-4-25	
Hexachlorobutadiene	ND	0.0050	EPA 8260D	2-4-25	2-4-25	
Naphthalene	ND	0.0050	EPA 8260D	2-4-25	2-4-25	
1,2,3-Trichlorobenzene	ND	0.0010	EPA 8260D	2-4-25	2-4-25	
Surrogate:	*Percent Recovery*	*Control Limits*				
Dibromofluoromethane	*111*	*69-124*				
Toluene-d8	*104*	*80-118*				
4-Bromofluorobenzene	*95*	*75-123*				

This report pertains to the samples analyzed in accordance with the chain of custody, and is intended only for the use of the individual or company to whom it is addressed.

Date of Report: February 13, 2025
Samples Submitted: February 4, 2025
Laboratory Reference: 2502-020
Project: 17613-012-01

VOLATILE ORGANICS EPA 8260D
QUALITY CONTROL
page 1 of 2

Matrix: Soil
Units: mg/kg

Analyte	Result		Spike Level		Percent Recovery		Recovery Limits	RPD	RPD Limit	Flags
SPIKE BLANKS										
Laboratory ID:	SB0204S1									
	SB	SBD	SB	SBD	SB	SBD				
Dichlorodifluoromethane	**0.0612**	**0.0602**	0.0500	0.0500	122	120	24-162	2	24	
Chloromethane	**0.0402**	**0.0394**	0.0500	0.0500	80	79	41-143	2	22	
Vinyl Chloride	**0.0462**	**0.0443**	0.0500	0.0500	92	89	52-141	4	20	
Bromomethane	**0.0611**	**0.0607**	0.0500	0.0500	122	121	37-145	1	23	
Chloroethane	**0.0461**	**0.0461**	0.0500	0.0500	92	92	54-148	0	19	
Trichlorofluoromethane	**0.0529**	**0.0550**	0.0500	0.0500	106	110	65-142	4	18	
1,1-Dichloroethene	**0.0445**	**0.0455**	0.0500	0.0500	89	91	74-133	2	16	
Acetone	**0.0385**	**0.0443**	0.0500	0.0500	77	89	50-159	14	38	
Iodomethane	**0.0513**	**0.0532**	0.0500	0.0500	103	106	36-133	4	31	
Carbon Disulfide	**0.0428**	**0.0415**	0.0500	0.0500	86	83	37-138	3	27	
Methylene Chloride	**0.0389**	**0.0405**	0.0500	0.0500	78	81	60-135	4	23	
(trans) 1,2-Dichloroethene	**0.0435**	**0.0448**	0.0500	0.0500	87	90	74-131	3	15	
Methyl t-Butyl Ether	**0.0431**	**0.0442**	0.0500	0.0500	86	88	76-129	3	15	
1,1-Dichloroethane	**0.0433**	**0.0437**	0.0500	0.0500	87	87	74-130	1	15	
Vinyl Acetate	**0.0380**	**0.0432**	0.0500	0.0500	76	86	58-146	13	21	
2,2-Dichloropropane	**0.0467**	**0.0469**	0.0500	0.0500	93	94	74-137	0	16	
(cis) 1,2-Dichloroethene	**0.0450**	**0.0449**	0.0500	0.0500	90	90	71-136	0	15	
2-Butanone	**0.0392**	**0.0414**	0.0500	0.0500	78	83	58-144	5	32	
Bromochloromethane	**0.0527**	**0.0542**	0.0500	0.0500	105	108	78-128	3	15	
Chloroform	**0.0483**	**0.0495**	0.0500	0.0500	97	99	75-128	2	15	
1,1,1-Trichloroethane	**0.0480**	**0.0488**	0.0500	0.0500	96	98	73-129	2	15	
Carbon Tetrachloride	**0.0511**	**0.0517**	0.0500	0.0500	102	103	69-134	1	15	
1,1-Dichloropropene	**0.0467**	**0.0482**	0.0500	0.0500	93	96	73-127	3	15	
Benzene	**0.0474**	**0.0475**	0.0500	0.0500	95	95	75-126	0	15	
1,2-Dichloroethane	**0.0466**	**0.0481**	0.0500	0.0500	93	96	70-133	3	15	
Trichloroethene	**0.0511**	**0.0521**	0.0500	0.0500	102	104	80-130	2	15	
1,2-Dichloropropane	**0.0431**	**0.0430**	0.0500	0.0500	86	86	78-131	0	16	
Dibromomethane	**0.0532**	**0.0548**	0.0500	0.0500	106	110	72-136	3	28	
Bromodichloromethane	**0.0483**	**0.0487**	0.0500	0.0500	97	97	80-129	1	15	
(cis) 1,3-Dichloropropene	**0.0472**	**0.0479**	0.0500	0.0500	94	96	80-132	1	17	
Methyl Isobutyl Ketone	**0.0393**	**0.0370**	0.0500	0.0500	79	74	62-146	6	22	
Toluene	**0.0507**	**0.0512**	0.0500	0.0500	101	102	78-124	1	17	
(trans) 1,3-Dichloropropene	**0.0423**	**0.0442**	0.0500	0.0500	85	88	80-130	4	15	

This report pertains to the samples analyzed in accordance with the chain of custody,
and is intended only for the use of the individual or company to whom it is addressed.

Date of Report: February 13, 2025
Samples Submitted: February 4, 2025
Laboratory Reference: 2502-020
Project: 17613-012-01

VOLATILE ORGANICS EPA 8260D
QUALITY CONTROL
page 2 of 2

Analyte	Result		Spike Level		Percent Recovery		Recovery Limits	RPD	RPD Limit	Flags
SPIKE BLANKS										
Laboratory ID:	SB0204S1									
	SB	SBD	SB	SBD	SB	SBD				
1,1,2-Trichloroethane	**0.0478**	**0.0498**	0.0500	0.0500	96	100	80-123	4	15	
Tetrachloroethene	**0.0520**	**0.0551**	0.0500	0.0500	104	110	80-130	6	15	
1,3-Dichloropropane	**0.0454**	**0.0454**	0.0500	0.0500	91	91	80-122	0	15	
2-Hexanone	**0.0388**	**0.0389**	0.0500	0.0500	78	78	61-143	0	30	
Dibromochloromethane	**0.0469**	**0.0480**	0.0500	0.0500	94	96	80-129	2	15	
1,2-Dibromoethane	**0.0500**	**0.0511**	0.0500	0.0500	100	102	80-125	2	15	
Chlorobenzene	**0.0477**	**0.0490**	0.0500	0.0500	95	98	80-119	3	15	
1,1,1,2-Tetrachloroethane	**0.0493**	**0.0499**	0.0500	0.0500	99	100	80-124	1	15	
Ethylbenzene	**0.0463**	**0.0471**	0.0500	0.0500	93	94	80-120	2	15	
m,p-Xylene	**0.0991**	**0.102**	0.100	0.100	99	102	80-121	3	15	
o-Xylene	**0.0462**	**0.0470**	0.0500	0.0500	92	94	80-120	2	15	
Styrene	**0.0477**	**0.0489**	0.0500	0.0500	95	98	80-130	2	15	
Bromoform	**0.0460**	**0.0465**	0.0500	0.0500	92	93	79-132	1	15	
Isopropylbenzene	**0.0489**	**0.0507**	0.0500	0.0500	98	101	80-126	4	15	
Bromobenzene	**0.0508**	**0.0528**	0.0500	0.0500	102	106	80-124	4	15	
1,1,2,2-Tetrachloroethane	**0.0437**	**0.0451**	0.0500	0.0500	87	90	75-128	3	19	
1,2,3-Trichloropropane	**0.0429**	**0.0443**	0.0500	0.0500	86	89	74-128	3	19	
n-Propylbenzene	**0.0468**	**0.0485**	0.0500	0.0500	94	97	80-128	4	16	
2-Chlorotoluene	**0.0487**	**0.0502**	0.0500	0.0500	97	100	80-126	3	15	
4-Chlorotoluene	**0.0491**	**0.0513**	0.0500	0.0500	98	103	80-129	4	15	
1,3,5-Trimethylbenzene	**0.0480**	**0.0492**	0.0500	0.0500	96	98	80-129	2	15	
tert-Butylbenzene	**0.0482**	**0.0502**	0.0500	0.0500	96	100	80-129	4	15	
1,2,4-Trimethylbenzene	**0.0464**	**0.0478**	0.0500	0.0500	93	96	80-127	3	15	
sec-Butylbenzene	**0.0481**	**0.0499**	0.0500	0.0500	96	100	77-134	4	16	
1,3-Dichlorobenzene	**0.0510**	**0.0526**	0.0500	0.0500	102	105	80-125	3	15	
p-Isopropyltoluene	**0.0489**	**0.0504**	0.0500	0.0500	98	101	80-133	3	15	
1,4-Dichlorobenzene	**0.0492**	**0.0510**	0.0500	0.0500	98	102	78-127	4	15	
1,2-Dichlorobenzene	**0.0512**	**0.0525**	0.0500	0.0500	102	105	79-127	3	15	
n-Butylbenzene	**0.0477**	**0.0495**	0.0500	0.0500	95	99	80-136	4	17	
1,2-Dibromo-3-chloropropane	**0.0452**	**0.0452**	0.0500	0.0500	90	90	68-143	0	26	
1,2,4-Trichlorobenzene	**0.0532**	**0.0554**	0.0500	0.0500	106	111	77-142	4	19	
Hexachlorobutadiene	**0.0527**	**0.0534**	0.0500	0.0500	105	107	73-135	1	19	
Naphthalene	**0.0476**	**0.0490**	0.0500	0.0500	95	98	72-142	3	21	
1,2,3-Trichlorobenzene	**0.0525**	**0.0545**	0.0500	0.0500	105	109	77-139	4	19	
Surrogate:										
Dibromofluoromethane					*107*	*106*	*69-124*			
Toluene-d8					*102*	*98*	*80-118*			
4-Bromofluorobenzene					*93*	*92*	*75-123*			

This report pertains to the samples analyzed in accordance with the chain of custody, and is intended only for the use of the individual or company to whom it is addressed.

Date of Report: February 13, 2025
Samples Submitted: February 4, 2025
Laboratory Reference: 2502-020
Project: 17613-012-01

PAHs EPA 8270E/SIM
QUALITY CONTROL

Matrix: Soil
Units: mg/Kg

Analyte	Result	PQL	Method	Date Prepared	Date Analyzed	Flags
METHOD BLANK						
Laboratory ID:	MB0206S1					
Naphthalene	**ND**	0.0067	EPA 8270E/SIM	2-6-25	2-6-25	
2-Methylnaphthalene	**ND**	0.0067	EPA 8270E/SIM	2-6-25	2-6-25	
1-Methylnaphthalene	**ND**	0.0067	EPA 8270E/SIM	2-6-25	2-6-25	
Acenaphthylene	**ND**	0.0067	EPA 8270E/SIM	2-6-25	2-6-25	
Acenaphthene	**ND**	0.0067	EPA 8270E/SIM	2-6-25	2-6-25	
Fluorene	**ND**	0.0067	EPA 8270E/SIM	2-6-25	2-6-25	
Phenanthrene	**ND**	0.0067	EPA 8270E/SIM	2-6-25	2-6-25	
Anthracene	**ND**	0.0067	EPA 8270E/SIM	2-6-25	2-6-25	
Fluoranthene	**ND**	0.0067	EPA 8270E/SIM	2-6-25	2-6-25	
Pyrene	**ND**	0.0067	EPA 8270E/SIM	2-6-25	2-6-25	
Benzo[a]anthracene	**ND**	0.0067	EPA 8270E/SIM	2-6-25	2-6-25	
Chrysene	**ND**	0.0067	EPA 8270E/SIM	2-6-25	2-6-25	
Benzo[b]fluoranthene	**ND**	0.0067	EPA 8270E/SIM	2-6-25	2-6-25	
Benzo(j,k)fluoranthene	**ND**	0.0067	EPA 8270E/SIM	2-6-25	2-6-25	
Benzo[a]pyrene	**ND**	0.0067	EPA 8270E/SIM	2-6-25	2-6-25	
Indeno(1,2,3-c,d)pyrene	**ND**	0.0067	EPA 8270E/SIM	2-6-25	2-6-25	
Dibenz[a,h]anthracene	**ND**	0.0067	EPA 8270E/SIM	2-6-25	2-6-25	
Benzo[g,h,i]perylene	**ND**	0.0067	EPA 8270E/SIM	2-6-25	2-6-25	
Surrogate:	*Percent Recovery*	*Control Limits*				
2-Fluorobiphenyl	*87*	*47-112*				
Pyrene-d10	*81*	*48-129*				
Terphenyl-d14	*80*	*51-114*				

This report pertains to the samples analyzed in accordance with the chain of custody, and is intended only for the use of the individual or company to whom it is addressed.

Date of Report: February 13, 2025
Samples Submitted: February 4, 2025
Laboratory Reference: 2502-020
Project: 17613-012-01

PAHs EPA 8270E/SIM
QUALITY CONTROL

Matrix: Soil
Units: mg/Kg

Analyte	Result		Spike Level		Source Result	Percent Recovery		Recovery Limits	RPD	RPD Limit	Flags
MATRIX SPIKES											
Laboratory ID:	02-020-01										
	MS	MSD	MS	MSD		MS	MSD				
Naphthalene	**0.0699**	**0.0705**	0.0833	0.0833	ND	84	85	58-121	1	22	
Acenaphthylene	**0.0740**	**0.0731**	0.0833	0.0833	ND	89	88	62-124	1	20	
Acenaphthene	**0.0761**	**0.0747**	0.0833	0.0833	ND	91	90	59-125	2	25	
Fluorene	**0.0827**	**0.0753**	0.0833	0.0833	ND	99	90	57-138	9	36	
Phenanthrene	**0.0743**	**0.0720**	0.0833	0.0833	ND	89	86	57-131	3	47	
Anthracene	**0.0786**	**0.0773**	0.0833	0.0833	ND	94	93	61-127	2	27	
Fluoranthene	**0.0699**	**0.0686**	0.0833	0.0833	ND	84	82	56-133	2	28	
Pyrene	**0.0735**	**0.0701**	0.0833	0.0833	ND	88	84	49-135	5	39	
Benzo[a]anthracene	**0.0671**	**0.0672**	0.0833	0.0833	ND	81	81	48-137	0	33	
Chrysene	**0.0723**	**0.0699**	0.0833	0.0833	ND	87	84	62-128	3	26	
Benzo[b]fluoranthene	**0.0729**	**0.0686**	0.0833	0.0833	ND	88	82	49-142	6	38	
Benzo(j,k)fluoranthene	**0.0710**	**0.0729**	0.0833	0.0833	ND	85	88	58-136	3	34	
Benzo[a]pyrene	**0.0715**	**0.0702**	0.0833	0.0833	ND	86	84	60-130	2	31	
Indeno(1,2,3-c,d)pyrene	**0.0733**	**0.0711**	0.0833	0.0833	ND	88	85	49-137	3	34	
Dibenz[a,h]anthracene	**0.0722**	**0.0699**	0.0833	0.0833	ND	87	84	64-124	3	23	
Benzo[g,h,i]perylene	**0.0707**	**0.0698**	0.0833	0.0833	ND	85	84	59-129	1	34	
Surrogate:											
2-Fluorobiphenyl						*85*	*81*	*47-112*			
Pyrene-d10						*79*	*76*	*48-129*			
Terphenyl-d14						*80*	*79*	*51-114*			

This report pertains to the samples analyzed in accordance with the chain of custody, and is intended only for the use of the individual or company to whom it is addressed.

Date of Report: February 13, 2025
Samples Submitted: February 4, 2025
Laboratory Reference: 2502-020
Project: 17613-012-01

TOTAL METALS
EPA 6010D/7471B
QUALITY CONTROL

Matrix: Soil
Units: mg/Kg (ppm)

Analyte	Result	PQL	Method	Date Prepared	Date Analyzed	Flags
METHOD BLANK						
Laboratory ID:	MB0211SM1					
Arsenic	**ND**	10	EPA 6010D	2-11-25	2-11-25	
Barium	**ND**	2.5	EPA 6010D	2-11-25	2-11-25	
Cadmium	**ND**	0.50	EPA 6010D	2-11-25	2-11-25	
Chromium	**ND**	0.50	EPA 6010D	2-11-25	2-11-25	
Lead	**ND**	5.0	EPA 6010D	2-11-25	2-11-25	
Selenium	**ND**	10	EPA 6010D	2-11-25	2-11-25	
Silver	**ND**	1.0	EPA 6010D	2-11-25	2-11-25	
Laboratory ID:	MB0212S1					
Mercury	**ND**	0.25	EPA 7471B	2-12-25	2-12-25	

Analyte	Result		Spike Level		Source Result	Percent Recovery		Recovery Limits	RPD	RPD Limit	Flags
DUPLICATE											
Laboratory ID:	02-087-01										
	ORIG	DUP									
Arsenic	**ND**	**ND**	NA	NA		NA		NA	NA	20	
Barium	**40.0**	**63.6**	NA	NA		NA		NA	46	20	L
Cadmium	**ND**	**ND**	NA	NA		NA		NA	NA	20	
Chromium	**19.6**	**23.3**	NA	NA		NA		NA	17	20	
Lead	**ND**	**ND**	NA	NA		NA		NA	NA	20	
Selenium	**ND**	**ND**	NA	NA		NA		NA	NA	20	
Silver	**ND**	**ND**	NA	NA		NA		NA	NA	20	
Laboratory ID:	02-020-07										
Mercury	**ND**	**ND**	NA	NA		NA		NA	NA	20	
MATRIX SPIKES											
Laboratory ID:	02-087-01										
	MS	MSD	MS	MSD		MS	MSD				
Arsenic	**96.5**	**95.0**	100	100	ND	**97**	**95**	75-125	2	20	
Barium	**148**	**139**	100	100	40.0	**108**	**99**	75-125	6	20	
Cadmium	**48.2**	**45.7**	50.0	50.0	ND	**96**	**91**	75-125	5	20	
Chromium	**112**	**104**	100	100	19.6	**93**	**85**	75-125	8	20	
Lead	**247**	**234**	250	250	ND	**99**	**94**	75-125	5	20	
Selenium	**94.5**	**94.4**	100	100	ND	**95**	**94**	75-125	0	20	
Silver	**23.1**	**21.2**	25.0	25.0	ND	**92**	**85**	75-125	8	20	
Laboratory ID:	02-020-07										
Mercury	**0.525**	**0.525**	0.500	0.500	0.0131	**102**	**102**	80-120	0	20	

This report pertains to the samples analyzed in accordance with the chain of custody, and is intended only for the use of the individual or company to whom it is addressed.

Date of Report: February 13, 2025
Samples Submitted: February 4, 2025
Laboratory Reference: 2502-020
Project: 17613-012-01

% MOISTURE

Client ID	Lab ID	% Moisture	Date Analyzed
RI-DP1-3-4	02-020-01	**19**	2-4-25
RI-DP1-12-13	02-020-02	**20**	2-4-25
RI-DP1-19-20	02-020-03	**14**	2-4-25
RI-DP3-4-5	02-020-04	**15**	2-4-25
RI-DP3-8.5-9.5	02-020-05	**22**	2-4-25
RI-DP3-14-15	02-020-06	**19**	2-4-25
RI-DP4-4-5	02-020-07	**12**	2-4-25
RI-DP4-13-14	02-020-08	**9**	2-4-25
RI-DP4-19-20	02-020-09	**27**	2-4-25
RI-B1-8.8	02-020-10	**14**	2-4-25
RI-MW4-13.0	02-020-11	**11**	2-4-25
RI-MW4-19.0	02-020-12	**31**	2-4-25
RI-MW4-26.5	02-020-13	**36**	2-4-25

This report pertains to the samples analyzed in accordance with the chain of custody,
and is intended only for the use of the individual or company to whom it is addressed.

OnSite Environmental Inc.

Data Qualifiers and Abbreviations

A - Due to a high sample concentration, the amount spiked is insufficient for meaningful MS/MSD recovery data.

B - The analyte indicated was also found in the blank sample.

C - The duplicate RPD is outside control limits due to high result variability when analyte concentrations are within five times the quantitation limit.

E - The value reported exceeds the quantitation range and is an estimate.

F - Surrogate recovery data is not available due to the high concentration of coeluting target compounds.

H - The analyte indicated is a common laboratory solvent and may have been introduced during sample preparation, and be impacting the sample result.

I - Compound recovery is outside of the control limits.

J - The value reported was below the practical quantitation limit. The value is an estimate.

K - Sample duplicate RPD is outside control limits due to sample inhomogeneity. The sample was re-extracted and re-analyzed with similar results.

L - The RPD is outside of the control limits.

M - Hydrocarbons in the gasoline range are impacting the diesel range result.

M1 - Hydrocarbons in the gasoline range (toluene-naphthalene) are present in the sample.

N - Hydrocarbons in the lube oil range are impacting the diesel range result.

N1 - Hydrocarbons in diesel range are impacting lube oil range results.

O - Hydrocarbons indicative of heavier fuels are present in the sample and are impacting the gasoline result.

P - The RPD of the detected concentrations between the two columns is greater than 40.

Q - Surrogate recovery is outside of the control limits.

S - Surrogate recovery data is not available due to the necessary dilution of the sample.

T - The sample chromatogram is not similar to a typical _____.

U - The analyte was analyzed for, but was not detected above the reported sample quantitation limit.

U1 - The practical quantitation limit is elevated due to interferences present in the sample.

V - Matrix Spike/Matrix Spike Duplicate recoveries are outside control limits due to matrix effects.

W - Matrix Spike/Matrix Spike Duplicate RPD are outside control limits due to matrix effects.

X - Sample extract treated with a mercury cleanup procedure.

X1 - Sample extract treated with a sulfuric acid/silica gel cleanup procedure.

X2 - Sample extract treated with a silica gel cleanup procedure.

Y - The calibration verification for this analyte exceeded the 20% drift specified in methods 8260 & 8270, and therefore the reported result should be considered an estimate. The overall performance of the calibration verification standard met the acceptance criteria of the method.

Y1 - Negative effects of the matrix from this sample on the instrument caused values for this analyte in the bracketing continuing calibration verification standard (CCVs) to be outside of 20% acceptance criteria. Because of this, quantitation limits and sample concentrations should be considered estimates.

Z -

ND - Not Detected at PQL
PQL - Practical Quantitation Limit
RPD - Relative Percent Difference

This report pertains to the samples analyzed in accordance with the chain of custody, and is intended only for the use of the individual or company to whom it is addressed.

Chain of Custody

OnSite Environmental Inc.
Analytical Laboratory Testing Services
14648 NE 95th Street • Redmond, WA 98052
Phone: (425) 883-3881 • www.onsite-env.com

Company: GeoEngineers Inc
Project Number: 176B-012-01
Project Name: Mt Baker Station Development
Project Manager: Jacob Letts
Sampled by: Meredith Bush/Max Henry Nelson

Turnaround Request (in working days)
(Check One)
☐ Same Day ☐ 1 Day
☐ 2 Days ☐ 3 Days
☒ Standard (7 Days)
☐ _____ (other)

Laboratory Number: 02-020

Lab ID	Sample Identification	Date Sampled	Time Sampled	Matrix	Number of Containers
1	RI-DP1-3-4	2/3/25	1325	S	5
2	RI-DP1-12-13		1340		
3	RI-DP1-19-20		1350		
4	RI-DP3-4-5	2/3/25	1000	S	5
5	RI-DP3-8.5-9.5		1030		
6	RI-DP3-14-15		1035		
7	RI-DP4-4-5	2/3/25	1105	S	5
8	RI-DP4-13-14		1120		
9	RI-DP4-19-20		1130		
10	RI-B1-8.8	2/3/25	0930	S	5

Analysis	Lab ID 1	2	3	4	5	6	7	8	9	10
NWTPH-HCID										
NWTPH-Gx/BTEX (8021☐ 8260☐)										
NWTPH-Gx	X	↓	↓		↓	↓		↓	↓	↓
NWTPH-Dx (SG Clean-up☐) w/ and w/o SGC	X	↓	↓		↓	↓		↓	↓	↓
Volatiles 8260	X	↓	↓		↓	↓		↓	↓	↓
Halogenated Volatiles 8260										
EDB EPA 8011 (Waters Only)										
Semivolatiles 8270/SIM (with low-level PAHs)										
PAHs 8270/SIM (low-level)	X	↓	↓		↓	↓		↓	↓	↓
PCBs 8082										
Organochlorine Pesticides 8081										
Organophosphorus Pesticides 8270/SIM										
Chlorinated Acid Herbicides 8151										
Total RCRA Metals	X	↓	↓		↓	↓		↓	↓	↓
Total MTCA Metals										
TCLP Metals										
HEM (oil and grease) 1664										
% Moisture	X	↓	↓		↓	↓		↓	↓	↓

	Signature	Company	Date	Time
Relinquished	[signature]	GFI	2/4/25	0900
Received	Van	Spdy	2/4/25	0900
Relinquished	Van	Spdy	2/4/25	0945
Received	[signature]	OSE	2/4/25	0945
Relinquished				
Received				
Reviewed/Date		Reviewed/Date		

Comments/Special Instructions

Data Package: Standard ☐ Level III ☐ Level IV ☐

Chromatograms with final report ☐ Electronic Data Deliverables (EDDs) ☐

Chain of Custody

OnSite Environmental Inc.
Analytical Laboratory Testing Services
14648 NE 95th Street • Redmond, WA 98052
Phone: (425) 883-3881 • www.onsite-env.com

Company: GEI
Project Number: 17613-012-01
Project Name: Mt Baker St. Dev.
Project Manager: Jacob Letts
Sampled by: Meredith Bush / Max-Henry Nelson

Turnaround Request (in working days)
(Check One)
☐ Same Day ☐ 1 Day
☐ 2 Days ☐ 3 Days
☒ Standard (7 Days)
☐ _____ (other)

Laboratory Number: 02-020

Lab ID	Sample Identification	Date Sampled	Time Sampled	Matrix	Number of Containers	NWTPH-HCID	NWTPH-Gx/BTEX (8021☐ 8260☐)	NWTPH-Gx	NWTPH-Dx (SG Clean-up) and WS SGC	Volatiles 8260	Halogenated Volatiles 8260	EDB EPA 8011 (Waters Only)	Semivolatiles 8270/SIM (with low-level PAHs)	PAHs 8270/SIM (low-level)	PCBs 8082	Organochlorine Pesticides 8081	Organophosphorus Pesticides 8270/SIM	Chlorinated Acid Herbicides 8151	Total RCRA Metals	Total MTCA Metals	TCLP Metals	HEM (oil and grease) 1664					% Moisture
11	RI-MW4-13.0	2/3/24	1210	S	5			X	X	X				X					X								%
12	RI-MW4-19.0		1220																								
13	RI-MW4-26.5		1236																								

	Signature	Company	Date	Time
Relinquished		GEI	2/4/25	0900
Received	Van	Spdy	2/4/25	0900
Relinquished	Van	Spdy	2/4/25	0945
Received		GEI	2/4/25	0945
Relinquished				
Received				
Reviewed/Date		Reviewed/Date		

Comments/Special Instructions

Data Package: Standard ☐ Level III ☐ Level IV ☐

Chromatograms with final report ☐ Electronic Data Deliverables (EDDs) ☐

OnSite Environmental Inc.
14648 NE 95th Street, Redmond, WA 98052 • (425) 883-3881

February 14, 2025

Jacob Letts
GeoEngineers, Inc.
1101 Fawcett Avenue South, Suite 200
Tacoma, WA 98402

Re: Analytical Data for Project 17613-012-01
Laboratory Reference No. 2502-058

Dear Jacob:

Enclosed are the analytical results and associated quality control data for samples submitted on February 5, 2025.

The standard policy of OnSite Environmental, Inc. is to store your samples for 30 days from the date of receipt. If you require longer storage, please contact the laboratory.

We appreciate the opportunity to be of service to you on this project. If you have any questions concerning the data, or need additional information, please feel free to call me.

Sincerely,

David Baumeister
Project Manager

Enclosures

This report pertains to the samples analyzed in accordance with the chain of custody,
and is intended only for the use of the individual or company to whom it is addressed.

Date of Report: February 14, 2025
Samples Submitted: February 5, 2025
Laboratory Reference: 2502-058
Project: 17613-012-01

Case Narrative

Samples were collected on February 4, 2025 and received by the laboratory on February 5, 2025. They were maintained at the laboratory at a temperature of 2°C to 6°C.

Please note that any and all soil sample results are reported on a dry-weight basis, unless otherwise noted below. However the soil results for the QA/QC samples are reported on a wet-weight basis.

General QA/QC issues associated with the analytical data enclosed in this laboratory report will be indicated with a reference to a comment or explanation on the Data Qualifier page. More complex and involved QA/QC issues will be discussed in detail below.

Volatiles EPA 8260D Analysis

The RPD for Carbon Disulfide is outside the control limits for the Spike Blank/Spike Blank Duplicate. The percent recoveries on both spike blanks are within recovery limits. The method allows for a percentage of the compounds to fall outside of the control limits due to the large number of analytes being spiked.

Total Metals EPA 6010D/7471B Analysis

The duplicate RPD for Chromium is outside control limits due to sample inhomogeneity.

The Matrix Spike/ Matrix Spike Duplicate recoveries for Arsenic, Barium, Cadmium, Chromium and Selenium are outside control limits due to matrix inhomogeneity and matrix effects. The Spike Blank recovery was 86% for Arsenic, 98% for Barium, 86% for Cadmium, 94% for Chromium and 87% for Selenium.

Please note that any other QA/QC issues associated with these extractions and analyses will be indicated with a footnote reference and discussed in detail on the Data Qualifier page.

This report pertains to the samples analyzed in accordance with the chain of custody, and is intended only for the use of the individual or company to whom it is addressed.

Date of Report: February 14, 2025
Samples Submitted: February 5, 2025
Laboratory Reference: 2502-058
Project: 17613-012-01

ANALYTICAL REPORT FOR SAMPLES

Client ID	Laboratory ID	Matrix	Date Sampled	Date Received	Notes
RI-DP2-4.0	02-058-01	Soil	2-4-25	2-5-25	
RI-DP2-13.0	02-058-02	Soil	2-4-25	2-5-25	
RI-DP2-14.0	02-058-03	Soil	2-4-25	2-5-25	
RI-MW1-8.0	02-058-04	Soil	2-4-25	2-5-25	
RI-MW1-10.5	02-058-05	Soil	2-4-25	2-5-25	
RI-MW1-13.5	02-058-06	Soil	2-4-25	2-5-25	
RI-MW1-18.6	02-058-07	Soil	2-4-25	2-5-25	
RI-MW5-6.5	02-058-08	Soil	2-4-25	2-5-25	
RI-MW5-13.0	02-058-09	Soil	2-4-25	2-5-25	
RI-MW5-19.0	02-058-10	Soil	2-4-25	2-5-25	

This report pertains to the samples analyzed in accordance with the chain of custody, and is intended only for the use of the individual or company to whom it is addressed.

Date of Report: February 14, 2025
Samples Submitted: February 5, 2025
Laboratory Reference: 2502-058
Project: 17613-012-01

GASOLINE RANGE ORGANICS
NWTPH-Gx

Matrix: Soil
Units: mg/kg (ppm)

Analyte	Result	PQL	Method	Date Prepared	Date Analyzed	Flags
Client ID:	**RI-DP2-4.0**					
Laboratory ID:	02-058-01					
Gasoline	**ND**	5.2	NWTPH-Gx	2-6-25	2-6-25	
Surrogate:	*Percent Recovery*	*Control Limits*				
Fluorobenzene	*99*	*62-134*				
Client ID:	**RI-DP2-13.0**					
Laboratory ID:	02-058-02					
Gasoline	**ND**	7.5	NWTPH-Gx	2-6-25	2-6-25	
Surrogate:	*Percent Recovery*	*Control Limits*				
Fluorobenzene	*95*	*62-134*				
Client ID:	**RI-DP2-14.0**					
Laboratory ID:	02-058-03					
Gasoline	**ND**	7.6	NWTPH-Gx	2-6-25	2-6-25	
Surrogate:	*Percent Recovery*	*Control Limits*				
Fluorobenzene	*107*	*62-134*				
Client ID:	**RI-MW1-8.0**					
Laboratory ID:	02-058-04					
Gasoline	**ND**	6.0	NWTPH-Gx	2-6-25	2-6-25	
Surrogate:	*Percent Recovery*	*Control Limits*				
Fluorobenzene	*96*	*62-134*				
Client ID:	**RI-MW1-10.5**					
Laboratory ID:	02-058-05					
Gasoline	**ND**	4.9	NWTPH-Gx	2-6-25	2-6-25	
Surrogate:	*Percent Recovery*	*Control Limits*				
Fluorobenzene	*94*	*62-134*				
Client ID:	**RI-MW1-13.5**					
Laboratory ID:	02-058-06					
Gasoline	**ND**	7.0	NWTPH-Gx	2-6-25	2-6-25	
Surrogate:	*Percent Recovery*	*Control Limits*				
Fluorobenzene	*105*	*62-134*				
Client ID:	**RI-MW1-18.6**					
Laboratory ID:	02-058-07					
Gasoline	**ND**	7.8	NWTPH-Gx	2-6-25	2-6-25	
Surrogate:	*Percent Recovery*	*Control Limits*				
Fluorobenzene	*110*	*62-134*				

This report pertains to the samples analyzed in accordance with the chain of custody, and is intended only for the use of the individual or company to whom it is addressed.

Date of Report: February 14, 2025
Samples Submitted: February 5, 2025
Laboratory Reference: 2502-058
Project: 17613-012-01

GASOLINE RANGE ORGANICS
NWTPH-Gx

Matrix: Soil
Units: mg/kg (ppm)

Analyte	Result	PQL	Method	Date Prepared	Date Analyzed	Flags
Client ID:	**RI-MW5-6.5**					
Laboratory ID:	02-058-08					
Gasoline	**ND**	6.4	NWTPH-Gx	2-6-25	2-6-25	
Surrogate:	*Percent Recovery*	*Control Limits*				
Fluorobenzene	*110*	*62-134*				
Client ID:	**RI-MW5-13.0**					
Laboratory ID:	02-058-09					
Gasoline	**ND**	9.1	NWTPH-Gx	2-6-25	2-6-25	
Surrogate:	*Percent Recovery*	*Control Limits*				
Fluorobenzene	*108*	*62-134*				
Client ID:	**RI-MW5-19.0**					
Laboratory ID:	02-058-10					
Gasoline	**ND**	8.5	NWTPH-Gx	2-6-25	2-6-25	
Surrogate:	*Percent Recovery*	*Control Limits*				
Fluorobenzene	*112*	*62-134*				

This report pertains to the samples analyzed in accordance with the chain of custody,
and is intended only for the use of the individual or company to whom it is addressed.

Date of Report: February 14, 2025
Samples Submitted: February 5, 2025
Laboratory Reference: 2502-058
Project: 17613-012-01

DIESEL AND HEAVY OIL RANGE ORGANICS
NWTPH-Dx

Matrix: Soil
Units: mg/Kg (ppm)

Analyte	Result	PQL	Method	Date Prepared	Date Analyzed	Flags
Client ID:	**RI-DP2-4.0**					
Laboratory ID:	02-058-01					
Diesel Range Organics	**ND**	27	NWTPH-Dx	2-7-25	2-7-25	
Lube Oil Range Organics	**ND**	53	NWTPH-Dx	2-7-25	2-7-25	
Surrogate:	*Percent Recovery*	*Control Limits*				
o-Terphenyl	*85*	*50-150*				
Client ID:	**RI-DP2-4.0**					
Laboratory ID:	02-058-01					
Diesel Range Organics	**ND**	27	NWTPH-Dx	2-7-25	2-7-25	X2
Lube Oil Range Organics	**ND**	53	NWTPH-Dx	2-7-25	2-7-25	X2
Surrogate:	*Percent Recovery*	*Control Limits*				
o-Terphenyl	*79*	*50-150*				
Client ID:	**RI-DP2-13.0**					
Laboratory ID:	02-058-02					
Diesel Range Organics	**ND**	31	NWTPH-Dx	2-7-25	2-7-25	
Lube Oil Range Organics	**ND**	63	NWTPH-Dx	2-7-25	2-7-25	
Surrogate:	*Percent Recovery*	*Control Limits*				
o-Terphenyl	*79*	*50-150*				
Client ID:	**RI-DP2-13.0**					
Laboratory ID:	02-058-02					
Diesel Range Organics	**ND**	31	NWTPH-Dx	2-7-25	2-7-25	X2
Lube Oil Range Organics	**ND**	63	NWTPH-Dx	2-7-25	2-7-25	X2
Surrogate:	*Percent Recovery*	*Control Limits*				
o-Terphenyl	*79*	*50-150*				
Client ID:	**RI-DP2-14.0**					
Laboratory ID:	02-058-03					
Diesel Range Organics	**ND**	33	NWTPH-Dx	2-7-25	2-7-25	
Lube Oil Range Organics	**ND**	67	NWTPH-Dx	2-7-25	2-7-25	
Surrogate:	*Percent Recovery*	*Control Limits*				
o-Terphenyl	*74*	*50-150*				
Client ID:	**RI-DP2-14.0**					
Laboratory ID:	02-058-03					
Diesel Range Organics	**ND**	33	NWTPH-Dx	2-7-25	2-7-25	X2
Lube Oil Range Organics	**ND**	67	NWTPH-Dx	2-7-25	2-7-25	X2
Surrogate:	*Percent Recovery*	*Control Limits*				
o-Terphenyl	*77*	*50-150*				

This report pertains to the samples analyzed in accordance with the chain of custody, and is intended only for the use of the individual or company to whom it is addressed.

Date of Report: February 14, 2025
Samples Submitted: February 5, 2025
Laboratory Reference: 2502-058
Project: 17613-012-01

DIESEL AND HEAVY OIL RANGE ORGANICS
NWTPH-Dx

Matrix: Soil
Units: mg/Kg (ppm)

Analyte	Result	PQL	Method	Date Prepared	Date Analyzed	Flags
Client ID:	**RI-MW1-8.0**					
Laboratory ID:	02-058-04					
Diesel Range Organics	**ND**	29	NWTPH-Dx	2-7-25	2-7-25	
Lube Oil	**360**	58	NWTPH-Dx	2-7-25	2-7-25	
Surrogate:	*Percent Recovery*	*Control Limits*				
o-Terphenyl	*89*	*50-150*				
Client ID:	**RI-MW1-8.0**					
Laboratory ID:	02-058-04					
Diesel Range Organics	**ND**	29	NWTPH-Dx	2-7-25	2-7-25	X2
Lube Oil	**230**	58	NWTPH-Dx	2-7-25	2-7-25	X2
Surrogate:	*Percent Recovery*	*Control Limits*				
o-Terphenyl	*91*	*50-150*				
Client ID:	**RI-MW1-10.5**					
Laboratory ID:	02-058-05					
Diesel Range Organics	**33**	26	NWTPH-Dx	2-7-25	2-7-25	
Lube Oil Range Organics	**ND**	52	NWTPH-Dx	2-7-25	2-7-25	
Surrogate:	*Percent Recovery*	*Control Limits*				
o-Terphenyl	*84*	*50-150*				
Client ID:	**RI-MW1-10.5**					
Laboratory ID:	02-058-05					
Diesel Range Organics	**30**	26	NWTPH-Dx	2-7-25	2-7-25	X2
Lube Oil Range Organics	**ND**	52	NWTPH-Dx	2-7-25	2-7-25	X2
Surrogate:	*Percent Recovery*	*Control Limits*				
o-Terphenyl	*84*	*50-150*				
Client ID:	**RI-MW1-13.5**					
Laboratory ID:	02-058-06					
Diesel Range Organics	**ND**	32	NWTPH-Dx	2-7-25	2-7-25	
Lube Oil Range Organics	**ND**	65	NWTPH-Dx	2-7-25	2-7-25	
Surrogate:	*Percent Recovery*	*Control Limits*				
o-Terphenyl	*69*	*50-150*				
Client ID:	**RI-MW1-13.5**					
Laboratory ID:	02-058-06					
Diesel Range Organics	**ND**	32	NWTPH-Dx	2-7-25	2-7-25	X2
Lube Oil Range Organics	**ND**	65	NWTPH-Dx	2-7-25	2-7-25	X2
Surrogate:	*Percent Recovery*	*Control Limits*				
o-Terphenyl	*78*	*50-150*				

This report pertains to the samples analyzed in accordance with the chain of custody, and is intended only for the use of the individual or company to whom it is addressed.

Date of Report: February 14, 2025
Samples Submitted: February 5, 2025
Laboratory Reference: 2502-058
Project: 17613-012-01

DIESEL AND HEAVY OIL RANGE ORGANICS
NWTPH-Dx

Matrix: Soil
Units: mg/Kg (ppm)

Analyte	Result	PQL	Method	Date Prepared	Date Analyzed	Flags
Client ID:	**RI-MW1-18.6**					
Laboratory ID:	02-058-07					
Diesel Range Organics	**ND**	34	NWTPH-Dx	2-7-25	2-7-25	
Lube Oil Range Organics	**ND**	69	NWTPH-Dx	2-7-25	2-7-25	
Surrogate:	*Percent Recovery*	*Control Limits*				
o-Terphenyl	*66*	*50-150*				
Client ID:	**RI-MW1-18.6**					
Laboratory ID:	02-058-07					
Diesel Range Organics	**ND**	34	NWTPH-Dx	2-7-25	2-7-25	X2
Lube Oil Range Organics	**ND**	69	NWTPH-Dx	2-7-25	2-7-25	X2
Surrogate:	*Percent Recovery*	*Control Limits*				
o-Terphenyl	*75*	*50-150*				
Client ID:	**RI-MW5-6.5**					
Laboratory ID:	02-058-08					
Diesel Range Organics	**ND**	31	NWTPH-Dx	2-7-25	2-7-25	
Lube Oil Range Organics	**ND**	62	NWTPH-Dx	2-7-25	2-7-25	
Surrogate:	*Percent Recovery*	*Control Limits*				
o-Terphenyl	*79*	*50-150*				
Client ID:	**RI-MW5-6.5**					
Laboratory ID:	02-058-08					
Diesel Range Organics	**ND**	31	NWTPH-Dx	2-7-25	2-7-25	X2
Lube Oil Range Organics	**ND**	62	NWTPH-Dx	2-7-25	2-7-25	X2
Surrogate:	*Percent Recovery*	*Control Limits*				
o-Terphenyl	*108*	*50-150*				
Client ID:	**RI-MW5-13.0**					
Laboratory ID:	02-058-09					
Diesel Range Organics	**ND**	36	NWTPH-Dx	2-7-25	2-7-25	
Lube Oil Range Organics	**ND**	72	NWTPH-Dx	2-7-25	2-7-25	
Surrogate:	*Percent Recovery*	*Control Limits*				
o-Terphenyl	*67*	*50-150*				
Client ID:	**RI-MW5-13.0**					
Laboratory ID:	02-058-09					
Diesel Range Organics	**ND**	36	NWTPH-Dx	2-7-25	2-7-25	X2
Lube Oil Range Organics	**ND**	72	NWTPH-Dx	2-7-25	2-7-25	X2
Surrogate:	*Percent Recovery*	*Control Limits*				
o-Terphenyl	*68*	*50-150*				

This report pertains to the samples analyzed in accordance with the chain of custody, and is intended only for the use of the individual or company to whom it is addressed.

Date of Report: February 14, 2025
Samples Submitted: February 5, 2025
Laboratory Reference: 2502-058
Project: 17613-012-01

DIESEL AND HEAVY OIL RANGE ORGANICS
NWTPH-Dx

Matrix: Soil
Units: mg/Kg (ppm)

Analyte	Result	PQL	Method	Date Prepared	Date Analyzed	Flags
Client ID:	**RI-MW5-19.0**					
Laboratory ID:	02-058-10					
Diesel Range Organics	**ND**	36	NWTPH-Dx	2-7-25	2-8-25	
Lube Oil Range Organics	**ND**	72	NWTPH-Dx	2-7-25	2-8-25	
Surrogate:	*Percent Recovery*	*Control Limits*				
o-Terphenyl	*71*	*50-150*				
Client ID:	**RI-MW5-19.0**					
Laboratory ID:	02-058-10					
Diesel Range Organics	**ND**	36	NWTPH-Dx	2-7-25	2-7-25	X2
Lube Oil Range Organics	**ND**	72	NWTPH-Dx	2-7-25	2-7-25	X2
Surrogate:	*Percent Recovery*	*Control Limits*				
o-Terphenyl	*73*	*50-150*				

This report pertains to the samples analyzed in accordance with the chain of custody,
and is intended only for the use of the individual or company to whom it is addressed.

Date of Report: February 14, 2025
Samples Submitted: February 5, 2025
Laboratory Reference: 2502-058
Project: 17613-012-01

VOLATILE ORGANICS EPA 8260D
page 1 of 2

Matrix: Soil
Units: mg/kg

Analyte	Result	PQL	Method	Date Prepared	Date Analyzed	Flags
Client ID:	**RI-DP2-4.0**					
Laboratory ID:	02-058-01					
Dichlorodifluoromethane	ND	0.0011	EPA 8260D	2-6-25	2-6-25	
Chloromethane	ND	0.0056	EPA 8260D	2-6-25	2-6-25	
Vinyl Chloride	ND	0.0011	EPA 8260D	2-6-25	2-6-25	
Bromomethane	ND	0.0056	EPA 8260D	2-6-25	2-6-25	
Chloroethane	ND	0.0056	EPA 8260D	2-6-25	2-6-25	
Trichlorofluoromethane	ND	0.0011	EPA 8260D	2-6-25	2-6-25	
1,1-Dichloroethene	ND	0.0011	EPA 8260D	2-6-25	2-6-25	
Acetone	ND	0.011	EPA 8260D	2-6-25	2-6-25	
Iodomethane	ND	0.0097	EPA 8260D	2-6-25	2-6-25	
Carbon Disulfide	ND	0.0016	EPA 8260D	2-6-25	2-6-25	
Methylene Chloride	ND	0.0056	EPA 8260D	2-6-25	2-6-25	
(trans) 1,2-Dichloroethene	ND	0.0011	EPA 8260D	2-6-25	2-6-25	
Methyl t-Butyl Ether	ND	0.0011	EPA 8260D	2-6-25	2-6-25	
1,1-Dichloroethane	ND	0.0011	EPA 8260D	2-6-25	2-6-25	
Vinyl Acetate	ND	0.0056	EPA 8260D	2-6-25	2-6-25	
2,2-Dichloropropane	ND	0.0011	EPA 8260D	2-6-25	2-6-25	
(cis) 1,2-Dichloroethene	ND	0.0011	EPA 8260D	2-6-25	2-6-25	
2-Butanone	ND	0.0056	EPA 8260D	2-6-25	2-6-25	
Bromochloromethane	ND	0.0011	EPA 8260D	2-6-25	2-6-25	
Chloroform	ND	0.0011	EPA 8260D	2-6-25	2-6-25	
1,1,1-Trichloroethane	ND	0.0011	EPA 8260D	2-6-25	2-6-25	
Carbon Tetrachloride	ND	0.0011	EPA 8260D	2-6-25	2-6-25	
1,1-Dichloropropene	ND	0.0011	EPA 8260D	2-6-25	2-6-25	
Benzene	ND	0.0011	EPA 8260D	2-6-25	2-6-25	
1,2-Dichloroethane	ND	0.0011	EPA 8260D	2-6-25	2-6-25	
Trichloroethene	ND	0.0011	EPA 8260D	2-6-25	2-6-25	
1,2-Dichloropropane	ND	0.0011	EPA 8260D	2-6-25	2-6-25	
Dibromomethane	ND	0.0011	EPA 8260D	2-6-25	2-6-25	
Bromodichloromethane	ND	0.0011	EPA 8260D	2-6-25	2-6-25	
2-Chloroethyl Vinyl Ether	ND	0.0056	EPA 8260D	2-6-25	2-6-25	
(cis) 1,3-Dichloropropene	ND	0.0011	EPA 8260D	2-6-25	2-6-25	
Methyl Isobutyl Ketone	ND	0.0056	EPA 8260D	2-6-25	2-6-25	
Toluene	ND	0.0056	EPA 8260D	2-6-25	2-6-25	

This report pertains to the samples analyzed in accordance with the chain of custody, and is intended only for the use of the individual or company to whom it is addressed.

Date of Report: February 14, 2025
Samples Submitted: February 5, 2025
Laboratory Reference: 2502-058
Project: 17613-012-01

VOLATILE ORGANICS EPA 8260D
page 2 of 2

Analyte	Result	PQL	Method	Date Prepared	Date Analyzed	Flags
Client ID:	**RI-DP2-4.0**					
Laboratory ID:	02-058-01					
(trans) 1,3-Dichloropropene	ND	0.0011	EPA 8260D	2-6-25	2-6-25	
1,1,2-Trichloroethane	ND	0.0011	EPA 8260D	2-6-25	2-6-25	
Tetrachloroethene	ND	0.0011	EPA 8260D	2-6-25	2-6-25	
1,3-Dichloropropane	ND	0.0011	EPA 8260D	2-6-25	2-6-25	
2-Hexanone	ND	0.0056	EPA 8260D	2-6-25	2-6-25	
Dibromochloromethane	ND	0.0011	EPA 8260D	2-6-25	2-6-25	
1,2-Dibromoethane	ND	0.0011	EPA 8260D	2-6-25	2-6-25	
Chlorobenzene	ND	0.0011	EPA 8260D	2-6-25	2-6-25	
1,1,1,2-Tetrachloroethane	ND	0.0011	EPA 8260D	2-6-25	2-6-25	
Ethylbenzene	ND	0.0011	EPA 8260D	2-6-25	2-6-25	
m,p-Xylene	ND	0.0022	EPA 8260D	2-6-25	2-6-25	
o-Xylene	ND	0.0011	EPA 8260D	2-6-25	2-6-25	
Styrene	ND	0.0011	EPA 8260D	2-6-25	2-6-25	
Bromoform	ND	0.0056	EPA 8260D	2-6-25	2-6-25	
Isopropylbenzene	ND	0.0011	EPA 8260D	2-6-25	2-6-25	
Bromobenzene	ND	0.0011	EPA 8260D	2-6-25	2-6-25	
1,1,2,2-Tetrachloroethane	ND	0.0011	EPA 8260D	2-6-25	2-6-25	
1,2,3-Trichloropropane	ND	0.0011	EPA 8260D	2-6-25	2-6-25	
n-Propylbenzene	ND	0.0011	EPA 8260D	2-6-25	2-6-25	
2-Chlorotoluene	ND	0.0011	EPA 8260D	2-6-25	2-6-25	
4-Chlorotoluene	ND	0.0011	EPA 8260D	2-6-25	2-6-25	
1,3,5-Trimethylbenzene	ND	0.0011	EPA 8260D	2-6-25	2-6-25	
tert-Butylbenzene	ND	0.0011	EPA 8260D	2-6-25	2-6-25	
1,2,4-Trimethylbenzene	ND	0.0011	EPA 8260D	2-6-25	2-6-25	
sec-Butylbenzene	ND	0.0011	EPA 8260D	2-6-25	2-6-25	
1,3-Dichlorobenzene	ND	0.0011	EPA 8260D	2-6-25	2-6-25	
p-Isopropyltoluene	ND	0.0011	EPA 8260D	2-6-25	2-6-25	
1,4-Dichlorobenzene	ND	0.0011	EPA 8260D	2-6-25	2-6-25	
1,2-Dichlorobenzene	ND	0.0011	EPA 8260D	2-6-25	2-6-25	
n-Butylbenzene	ND	0.0011	EPA 8260D	2-6-25	2-6-25	
1,2-Dibromo-3-chloropropane	ND	0.0056	EPA 8260D	2-6-25	2-6-25	
1,2,4-Trichlorobenzene	ND	0.0011	EPA 8260D	2-6-25	2-6-25	
Hexachlorobutadiene	ND	0.0056	EPA 8260D	2-6-25	2-6-25	
Naphthalene	ND	0.0056	EPA 8260D	2-6-25	2-6-25	
1,2,3-Trichlorobenzene	ND	0.0011	EPA 8260D	2-6-25	2-6-25	
Surrogate:	*Percent Recovery*	*Control Limits*				
Dibromofluoromethane	*99*	*69-124*				
Toluene-d8	*99*	*80-118*				
4-Bromofluorobenzene	*102*	*75-123*				

This report pertains to the samples analyzed in accordance with the chain of custody, and is intended only for the use of the individual or company to whom it is addressed.

Date of Report: February 14, 2025
Samples Submitted: February 5, 2025
Laboratory Reference: 2502-058
Project: 17613-012-01

VOLATILE ORGANICS EPA 8260D
page 1 of 2

Matrix: Soil
Units: mg/kg

Analyte	Result	PQL	Method	Date Prepared	Date Analyzed	Flags
Client ID:	**RI-DP2-13.0**					
Laboratory ID:	02-058-02					
Dichlorodifluoromethane	ND	0.0014	EPA 8260D	2-6-25	2-6-25	
Chloromethane	ND	0.0069	EPA 8260D	2-6-25	2-6-25	
Vinyl Chloride	ND	0.0014	EPA 8260D	2-6-25	2-6-25	
Bromomethane	ND	0.0069	EPA 8260D	2-6-25	2-6-25	
Chloroethane	ND	0.0069	EPA 8260D	2-6-25	2-6-25	
Trichlorofluoromethane	ND	0.0014	EPA 8260D	2-6-25	2-6-25	
1,1-Dichloroethene	ND	0.0014	EPA 8260D	2-6-25	2-6-25	
Acetone	ND	0.014	EPA 8260D	2-6-25	2-6-25	
Iodomethane	ND	0.012	EPA 8260D	2-6-25	2-6-25	
Carbon Disulfide	ND	0.0019	EPA 8260D	2-6-25	2-6-25	
Methylene Chloride	ND	0.0069	EPA 8260D	2-6-25	2-6-25	
(trans) 1,2-Dichloroethene	ND	0.0014	EPA 8260D	2-6-25	2-6-25	
Methyl t-Butyl Ether	ND	0.0014	EPA 8260D	2-6-25	2-6-25	
1,1-Dichloroethane	ND	0.0014	EPA 8260D	2-6-25	2-6-25	
Vinyl Acetate	ND	0.0069	EPA 8260D	2-6-25	2-6-25	
2,2-Dichloropropane	ND	0.0014	EPA 8260D	2-6-25	2-6-25	
(cis) 1,2-Dichloroethene	ND	0.0014	EPA 8260D	2-6-25	2-6-25	
2-Butanone	ND	0.0069	EPA 8260D	2-6-25	2-6-25	
Bromochloromethane	ND	0.0014	EPA 8260D	2-6-25	2-6-25	
Chloroform	ND	0.0014	EPA 8260D	2-6-25	2-6-25	
1,1,1-Trichloroethane	ND	0.0014	EPA 8260D	2-6-25	2-6-25	
Carbon Tetrachloride	ND	0.0014	EPA 8260D	2-6-25	2-6-25	
1,1-Dichloropropene	ND	0.0014	EPA 8260D	2-6-25	2-6-25	
Benzene	ND	0.0014	EPA 8260D	2-6-25	2-6-25	
1,2-Dichloroethane	ND	0.0014	EPA 8260D	2-6-25	2-6-25	
Trichloroethene	ND	0.0014	EPA 8260D	2-6-25	2-6-25	
1,2-Dichloropropane	ND	0.0014	EPA 8260D	2-6-25	2-6-25	
Dibromomethane	ND	0.0014	EPA 8260D	2-6-25	2-6-25	
Bromodichloromethane	ND	0.0014	EPA 8260D	2-6-25	2-6-25	
2-Chloroethyl Vinyl Ether	ND	0.0069	EPA 8260D	2-6-25	2-6-25	
(cis) 1,3-Dichloropropene	ND	0.0014	EPA 8260D	2-6-25	2-6-25	
Methyl Isobutyl Ketone	ND	0.0069	EPA 8260D	2-6-25	2-6-25	
Toluene	ND	0.0069	EPA 8260D	2-6-25	2-6-25	

This report pertains to the samples analyzed in accordance with the chain of custody, and is intended only for the use of the individual or company to whom it is addressed.

Date of Report: February 14, 2025
Samples Submitted: February 5, 2025
Laboratory Reference: 2502-058
Project: 17613-012-01

VOLATILE ORGANICS EPA 8260D
page 2 of 2

Analyte	Result	PQL	Method	Date Prepared	Date Analyzed	Flags
Client ID:	**RI-DP2-13.0**					
Laboratory ID:	02-058-02					
(trans) 1,3-Dichloropropene	ND	0.0014	EPA 8260D	2-6-25	2-6-25	
1,1,2-Trichloroethane	ND	0.0014	EPA 8260D	2-6-25	2-6-25	
Tetrachloroethene	ND	0.0014	EPA 8260D	2-6-25	2-6-25	
1,3-Dichloropropane	ND	0.0014	EPA 8260D	2-6-25	2-6-25	
2-Hexanone	ND	0.0069	EPA 8260D	2-6-25	2-6-25	
Dibromochloromethane	ND	0.0014	EPA 8260D	2-6-25	2-6-25	
1,2-Dibromoethane	ND	0.0014	EPA 8260D	2-6-25	2-6-25	
Chlorobenzene	ND	0.0014	EPA 8260D	2-6-25	2-6-25	
1,1,1,2-Tetrachloroethane	ND	0.0014	EPA 8260D	2-6-25	2-6-25	
Ethylbenzene	ND	0.0014	EPA 8260D	2-6-25	2-6-25	
m,p-Xylene	ND	0.0027	EPA 8260D	2-6-25	2-6-25	
o-Xylene	ND	0.0014	EPA 8260D	2-6-25	2-6-25	
Styrene	ND	0.0014	EPA 8260D	2-6-25	2-6-25	
Bromoform	ND	0.0069	EPA 8260D	2-6-25	2-6-25	
Isopropylbenzene	ND	0.0014	EPA 8260D	2-6-25	2-6-25	
Bromobenzene	ND	0.0014	EPA 8260D	2-6-25	2-6-25	
1,1,2,2-Tetrachloroethane	ND	0.0014	EPA 8260D	2-6-25	2-6-25	
1,2,3-Trichloropropane	ND	0.0014	EPA 8260D	2-6-25	2-6-25	
n-Propylbenzene	ND	0.0014	EPA 8260D	2-6-25	2-6-25	
2-Chlorotoluene	ND	0.0014	EPA 8260D	2-6-25	2-6-25	
4-Chlorotoluene	ND	0.0014	EPA 8260D	2-6-25	2-6-25	
1,3,5-Trimethylbenzene	ND	0.0014	EPA 8260D	2-6-25	2-6-25	
tert-Butylbenzene	ND	0.0014	EPA 8260D	2-6-25	2-6-25	
1,2,4-Trimethylbenzene	ND	0.0014	EPA 8260D	2-6-25	2-6-25	
sec-Butylbenzene	ND	0.0014	EPA 8260D	2-6-25	2-6-25	
1,3-Dichlorobenzene	ND	0.0014	EPA 8260D	2-6-25	2-6-25	
p-Isopropyltoluene	ND	0.0014	EPA 8260D	2-6-25	2-6-25	
1,4-Dichlorobenzene	ND	0.0014	EPA 8260D	2-6-25	2-6-25	
1,2-Dichlorobenzene	ND	0.0014	EPA 8260D	2-6-25	2-6-25	
n-Butylbenzene	ND	0.0014	EPA 8260D	2-6-25	2-6-25	
1,2-Dibromo-3-chloropropane	ND	0.0069	EPA 8260D	2-6-25	2-6-25	
1,2,4-Trichlorobenzene	ND	0.0014	EPA 8260D	2-6-25	2-6-25	
Hexachlorobutadiene	ND	0.0069	EPA 8260D	2-6-25	2-6-25	
Naphthalene	ND	0.0069	EPA 8260D	2-6-25	2-6-25	
1,2,3-Trichlorobenzene	ND	0.0014	EPA 8260D	2-6-25	2-6-25	
Surrogate:	*Percent Recovery*	*Control Limits*				
Dibromofluoromethane	*98*	*69-124*				
Toluene-d8	*98*	*80-118*				
4-Bromofluorobenzene	*100*	*75-123*				

This report pertains to the samples analyzed in accordance with the chain of custody, and is intended only for the use of the individual or company to whom it is addressed.

Date of Report: February 14, 2025
Samples Submitted: February 5, 2025
Laboratory Reference: 2502-058
Project: 17613-012-01

VOLATILE ORGANICS EPA 8260D
page 1 of 2

Matrix: Soil
Units: mg/kg

Analyte	Result	PQL	Method	Date Prepared	Date Analyzed	Flags
Client ID:	**RI-DP2-14.0**					
Laboratory ID:	02-058-03					
Dichlorodifluoromethane	ND	0.0010	EPA 8260D	2-6-25	2-6-25	
Chloromethane	ND	0.0050	EPA 8260D	2-6-25	2-6-25	
Vinyl Chloride	ND	0.0010	EPA 8260D	2-6-25	2-6-25	
Bromomethane	ND	0.0050	EPA 8260D	2-6-25	2-6-25	
Chloroethane	ND	0.0050	EPA 8260D	2-6-25	2-6-25	
Trichlorofluoromethane	ND	0.0010	EPA 8260D	2-6-25	2-6-25	
1,1-Dichloroethene	ND	0.0010	EPA 8260D	2-6-25	2-6-25	
Acetone	0.011	0.010	EPA 8260D	2-6-25	2-6-25	
Iodomethane	ND	0.0088	EPA 8260D	2-6-25	2-6-25	
Carbon Disulfide	ND	0.0014	EPA 8260D	2-6-25	2-6-25	
Methylene Chloride	ND	0.0050	EPA 8260D	2-6-25	2-6-25	
(trans) 1,2-Dichloroethene	ND	0.0010	EPA 8260D	2-6-25	2-6-25	
Methyl t-Butyl Ether	ND	0.0010	EPA 8260D	2-6-25	2-6-25	
1,1-Dichloroethane	ND	0.0010	EPA 8260D	2-6-25	2-6-25	
Vinyl Acetate	ND	0.0050	EPA 8260D	2-6-25	2-6-25	
2,2-Dichloropropane	ND	0.0010	EPA 8260D	2-6-25	2-6-25	
(cis) 1,2-Dichloroethene	ND	0.0010	EPA 8260D	2-6-25	2-6-25	
2-Butanone	ND	0.0050	EPA 8260D	2-6-25	2-6-25	
Bromochloromethane	ND	0.0010	EPA 8260D	2-6-25	2-6-25	
Chloroform	ND	0.0010	EPA 8260D	2-6-25	2-6-25	
1,1,1-Trichloroethane	ND	0.0010	EPA 8260D	2-6-25	2-6-25	
Carbon Tetrachloride	ND	0.0010	EPA 8260D	2-6-25	2-6-25	
1,1-Dichloropropene	ND	0.0010	EPA 8260D	2-6-25	2-6-25	
Benzene	ND	0.0010	EPA 8260D	2-6-25	2-6-25	
1,2-Dichloroethane	ND	0.0010	EPA 8260D	2-6-25	2-6-25	
Trichloroethene	ND	0.0010	EPA 8260D	2-6-25	2-6-25	
1,2-Dichloropropane	ND	0.0010	EPA 8260D	2-6-25	2-6-25	
Dibromomethane	ND	0.0010	EPA 8260D	2-6-25	2-6-25	
Bromodichloromethane	ND	0.0010	EPA 8260D	2-6-25	2-6-25	
2-Chloroethyl Vinyl Ether	ND	0.0050	EPA 8260D	2-6-25	2-6-25	
(cis) 1,3-Dichloropropene	ND	0.0010	EPA 8260D	2-6-25	2-6-25	
Methyl Isobutyl Ketone	ND	0.0050	EPA 8260D	2-6-25	2-6-25	
Toluene	ND	0.0050	EPA 8260D	2-6-25	2-6-25	

This report pertains to the samples analyzed in accordance with the chain of custody,
and is intended only for the use of the individual or company to whom it is addressed.

Date of Report: February 14, 2025
Samples Submitted: February 5, 2025
Laboratory Reference: 2502-058
Project: 17613-012-01

VOLATILE ORGANICS EPA 8260D
page 2 of 2

Analyte	Result	PQL	Method	Date Prepared	Date Analyzed	Flags
Client ID:	**RI-DP2-14.0**					
Laboratory ID:	02-058-03					
(trans) 1,3-Dichloropropene	ND	0.0010	EPA 8260D	2-6-25	2-6-25	
1,1,2-Trichloroethane	ND	0.0010	EPA 8260D	2-6-25	2-6-25	
Tetrachloroethene	ND	0.0010	EPA 8260D	2-6-25	2-6-25	
1,3-Dichloropropane	ND	0.0010	EPA 8260D	2-6-25	2-6-25	
2-Hexanone	ND	0.0050	EPA 8260D	2-6-25	2-6-25	
Dibromochloromethane	ND	0.0010	EPA 8260D	2-6-25	2-6-25	
1,2-Dibromoethane	ND	0.0010	EPA 8260D	2-6-25	2-6-25	
Chlorobenzene	ND	0.0010	EPA 8260D	2-6-25	2-6-25	
1,1,1,2-Tetrachloroethane	ND	0.0010	EPA 8260D	2-6-25	2-6-25	
Ethylbenzene	ND	0.0010	EPA 8260D	2-6-25	2-6-25	
m,p-Xylene	ND	0.0020	EPA 8260D	2-6-25	2-6-25	
o-Xylene	ND	0.0010	EPA 8260D	2-6-25	2-6-25	
Styrene	ND	0.0010	EPA 8260D	2-6-25	2-6-25	
Bromoform	ND	0.0050	EPA 8260D	2-6-25	2-6-25	
Isopropylbenzene	ND	0.0010	EPA 8260D	2-6-25	2-6-25	
Bromobenzene	ND	0.0010	EPA 8260D	2-6-25	2-6-25	
1,1,2,2-Tetrachloroethane	ND	0.0010	EPA 8260D	2-6-25	2-6-25	
1,2,3-Trichloropropane	ND	0.0010	EPA 8260D	2-6-25	2-6-25	
n-Propylbenzene	ND	0.0010	EPA 8260D	2-6-25	2-6-25	
2-Chlorotoluene	ND	0.0010	EPA 8260D	2-6-25	2-6-25	
4-Chlorotoluene	ND	0.0010	EPA 8260D	2-6-25	2-6-25	
1,3,5-Trimethylbenzene	ND	0.0010	EPA 8260D	2-6-25	2-6-25	
tert-Butylbenzene	ND	0.0010	EPA 8260D	2-6-25	2-6-25	
1,2,4-Trimethylbenzene	ND	0.0010	EPA 8260D	2-6-25	2-6-25	
sec-Butylbenzene	ND	0.0010	EPA 8260D	2-6-25	2-6-25	
1,3-Dichlorobenzene	ND	0.0010	EPA 8260D	2-6-25	2-6-25	
p-Isopropyltoluene	ND	0.0010	EPA 8260D	2-6-25	2-6-25	
1,4-Dichlorobenzene	ND	0.0010	EPA 8260D	2-6-25	2-6-25	
1,2-Dichlorobenzene	ND	0.0010	EPA 8260D	2-6-25	2-6-25	
n-Butylbenzene	ND	0.0010	EPA 8260D	2-6-25	2-6-25	
1,2-Dibromo-3-chloropropane	ND	0.0050	EPA 8260D	2-6-25	2-6-25	
1,2,4-Trichlorobenzene	ND	0.0010	EPA 8260D	2-6-25	2-6-25	
Hexachlorobutadiene	ND	0.0050	EPA 8260D	2-6-25	2-6-25	
Naphthalene	ND	0.0050	EPA 8260D	2-6-25	2-6-25	
1,2,3-Trichlorobenzene	ND	0.0010	EPA 8260D	2-6-25	2-6-25	
Surrogate:	*Percent Recovery*	*Control Limits*				
Dibromofluoromethane	*96*	*69-124*				
Toluene-d8	*100*	*80-118*				
4-Bromofluorobenzene	*102*	*75-123*				

This report pertains to the samples analyzed in accordance with the chain of custody, and is intended only for the use of the individual or company to whom it is addressed.

Date of Report: February 14, 2025
Samples Submitted: February 5, 2025
Laboratory Reference: 2502-058
Project: 17613-012-01

VOLATILE ORGANICS EPA 8260D
page 1 of 2

Matrix: Soil
Units: mg/kg

Analyte	Result	PQL	Method	Date Prepared	Date Analyzed	Flags
Client ID:	**RI-MW1-8.0**					
Laboratory ID:	02-058-04					
Dichlorodifluoromethane	ND	0.0011	EPA 8260D	2-6-25	2-6-25	
Chloromethane	ND	0.0054	EPA 8260D	2-6-25	2-6-25	
Vinyl Chloride	ND	0.0011	EPA 8260D	2-6-25	2-6-25	
Bromomethane	ND	0.0054	EPA 8260D	2-6-25	2-6-25	
Chloroethane	ND	0.0054	EPA 8260D	2-6-25	2-6-25	
Trichlorofluoromethane	ND	0.0011	EPA 8260D	2-6-25	2-6-25	
1,1-Dichloroethene	ND	0.0011	EPA 8260D	2-6-25	2-6-25	
Acetone	ND	0.011	EPA 8260D	2-6-25	2-6-25	
Iodomethane	ND	0.0094	EPA 8260D	2-6-25	2-6-25	
Carbon Disulfide	ND	0.0015	EPA 8260D	2-6-25	2-6-25	
Methylene Chloride	ND	0.0054	EPA 8260D	2-6-25	2-6-25	
(trans) 1,2-Dichloroethene	ND	0.0011	EPA 8260D	2-6-25	2-6-25	
Methyl t-Butyl Ether	ND	0.0011	EPA 8260D	2-6-25	2-6-25	
1,1-Dichloroethane	ND	0.0011	EPA 8260D	2-6-25	2-6-25	
Vinyl Acetate	ND	0.0054	EPA 8260D	2-6-25	2-6-25	
2,2-Dichloropropane	ND	0.0011	EPA 8260D	2-6-25	2-6-25	
(cis) 1,2-Dichloroethene	ND	0.0011	EPA 8260D	2-6-25	2-6-25	
2-Butanone	ND	0.0054	EPA 8260D	2-6-25	2-6-25	
Bromochloromethane	ND	0.0011	EPA 8260D	2-6-25	2-6-25	
Chloroform	ND	0.0011	EPA 8260D	2-6-25	2-6-25	
1,1,1-Trichloroethane	ND	0.0011	EPA 8260D	2-6-25	2-6-25	
Carbon Tetrachloride	ND	0.0011	EPA 8260D	2-6-25	2-6-25	
1,1-Dichloropropene	ND	0.0011	EPA 8260D	2-6-25	2-6-25	
Benzene	ND	0.0011	EPA 8260D	2-6-25	2-6-25	
1,2-Dichloroethane	ND	0.0011	EPA 8260D	2-6-25	2-6-25	
Trichloroethene	ND	0.0011	EPA 8260D	2-6-25	2-6-25	
1,2-Dichloropropane	ND	0.0011	EPA 8260D	2-6-25	2-6-25	
Dibromomethane	ND	0.0011	EPA 8260D	2-6-25	2-6-25	
Bromodichloromethane	ND	0.0011	EPA 8260D	2-6-25	2-6-25	
2-Chloroethyl Vinyl Ether	ND	0.0054	EPA 8260D	2-6-25	2-6-25	
(cis) 1,3-Dichloropropene	ND	0.0011	EPA 8260D	2-6-25	2-6-25	
Methyl Isobutyl Ketone	ND	0.0054	EPA 8260D	2-6-25	2-6-25	
Toluene	ND	0.0054	EPA 8260D	2-6-25	2-6-25	

This report pertains to the samples analyzed in accordance with the chain of custody,
and is intended only for the use of the individual or company to whom it is addressed.

Date of Report: February 14, 2025
Samples Submitted: February 5, 2025
Laboratory Reference: 2502-058
Project: 17613-012-01

VOLATILE ORGANICS EPA 8260D
page 2 of 2

Analyte	Result	PQL	Method	Date Prepared	Date Analyzed	Flags
Client ID:	**RI-MW1-8.0**					
Laboratory ID:	02-058-04					
(trans) 1,3-Dichloropropene	ND	0.0011	EPA 8260D	2-6-25	2-6-25	
1,1,2-Trichloroethane	ND	0.0011	EPA 8260D	2-6-25	2-6-25	
Tetrachloroethene	ND	0.0011	EPA 8260D	2-6-25	2-6-25	
1,3-Dichloropropane	ND	0.0011	EPA 8260D	2-6-25	2-6-25	
2-Hexanone	ND	0.0054	EPA 8260D	2-6-25	2-6-25	
Dibromochloromethane	ND	0.0011	EPA 8260D	2-6-25	2-6-25	
1,2-Dibromoethane	ND	0.0011	EPA 8260D	2-6-25	2-6-25	
Chlorobenzene	ND	0.0011	EPA 8260D	2-6-25	2-6-25	
1,1,1,2-Tetrachloroethane	ND	0.0011	EPA 8260D	2-6-25	2-6-25	
Ethylbenzene	ND	0.0011	EPA 8260D	2-6-25	2-6-25	
m,p-Xylene	0.0061	0.0022	EPA 8260D	2-6-25	2-6-25	
o-Xylene	0.0065	0.0011	EPA 8260D	2-6-25	2-6-25	
Styrene	ND	0.0011	EPA 8260D	2-6-25	2-6-25	
Bromoform	ND	0.0054	EPA 8260D	2-6-25	2-6-25	
Isopropylbenzene	ND	0.0011	EPA 8260D	2-6-25	2-6-25	
Bromobenzene	ND	0.0011	EPA 8260D	2-6-25	2-6-25	
1,1,2,2-Tetrachloroethane	ND	0.0011	EPA 8260D	2-6-25	2-6-25	
1,2,3-Trichloropropane	ND	0.0011	EPA 8260D	2-6-25	2-6-25	
n-Propylbenzene	ND	0.0011	EPA 8260D	2-6-25	2-6-25	
2-Chlorotoluene	ND	0.0011	EPA 8260D	2-6-25	2-6-25	
4-Chlorotoluene	ND	0.0011	EPA 8260D	2-6-25	2-6-25	
1,3,5-Trimethylbenzene	ND	0.0011	EPA 8260D	2-6-25	2-6-25	
tert-Butylbenzene	ND	0.0011	EPA 8260D	2-6-25	2-6-25	
1,2,4-Trimethylbenzene	ND	0.0011	EPA 8260D	2-6-25	2-6-25	
sec-Butylbenzene	ND	0.0011	EPA 8260D	2-6-25	2-6-25	
1,3-Dichlorobenzene	ND	0.0011	EPA 8260D	2-6-25	2-6-25	
p-Isopropyltoluene	ND	0.0011	EPA 8260D	2-6-25	2-6-25	
1,4-Dichlorobenzene	ND	0.0011	EPA 8260D	2-6-25	2-6-25	
1,2-Dichlorobenzene	ND	0.0011	EPA 8260D	2-6-25	2-6-25	
n-Butylbenzene	ND	0.0011	EPA 8260D	2-6-25	2-6-25	
1,2-Dibromo-3-chloropropane	ND	0.0054	EPA 8260D	2-6-25	2-6-25	
1,2,4-Trichlorobenzene	ND	0.0011	EPA 8260D	2-6-25	2-6-25	
Hexachlorobutadiene	ND	0.0054	EPA 8260D	2-6-25	2-6-25	
Naphthalene	ND	0.0054	EPA 8260D	2-6-25	2-6-25	
1,2,3-Trichlorobenzene	ND	0.0011	EPA 8260D	2-6-25	2-6-25	
Surrogate:	*Percent Recovery*	*Control Limits*				
Dibromofluoromethane	*96*	*69-124*				
Toluene-d8	*99*	*80-118*				
4-Bromofluorobenzene	*98*	*75-123*				

This report pertains to the samples analyzed in accordance with the chain of custody, and is intended only for the use of the individual or company to whom it is addressed.

Date of Report: February 14, 2025
Samples Submitted: February 5, 2025
Laboratory Reference: 2502-058
Project: 17613-012-01

VOLATILE ORGANICS EPA 8260D
page 1 of 2

Matrix: Soil
Units: mg/kg

Analyte	Result	PQL	Method	Date Prepared	Date Analyzed	Flags
Client ID:	**RI-MW1-10.5**					
Laboratory ID:	02-058-05					
Dichlorodifluoromethane	ND	0.0011	EPA 8260D	2-6-25	2-6-25	
Chloromethane	ND	0.0053	EPA 8260D	2-6-25	2-6-25	
Vinyl Chloride	ND	0.0011	EPA 8260D	2-6-25	2-6-25	
Bromomethane	ND	0.0053	EPA 8260D	2-6-25	2-6-25	
Chloroethane	ND	0.0053	EPA 8260D	2-6-25	2-6-25	
Trichlorofluoromethane	ND	0.0011	EPA 8260D	2-6-25	2-6-25	
1,1-Dichloroethene	ND	0.0011	EPA 8260D	2-6-25	2-6-25	
Acetone	ND	0.011	EPA 8260D	2-6-25	2-6-25	
Iodomethane	ND	0.0092	EPA 8260D	2-6-25	2-6-25	
Carbon Disulfide	ND	0.0015	EPA 8260D	2-6-25	2-6-25	
Methylene Chloride	ND	0.0053	EPA 8260D	2-6-25	2-6-25	
(trans) 1,2-Dichloroethene	ND	0.0011	EPA 8260D	2-6-25	2-6-25	
Methyl t-Butyl Ether	ND	0.0011	EPA 8260D	2-6-25	2-6-25	
1,1-Dichloroethane	ND	0.0011	EPA 8260D	2-6-25	2-6-25	
Vinyl Acetate	ND	0.0053	EPA 8260D	2-6-25	2-6-25	
2,2-Dichloropropane	ND	0.0011	EPA 8260D	2-6-25	2-6-25	
(cis) 1,2-Dichloroethene	ND	0.0011	EPA 8260D	2-6-25	2-6-25	
2-Butanone	ND	0.0053	EPA 8260D	2-6-25	2-6-25	
Bromochloromethane	ND	0.0011	EPA 8260D	2-6-25	2-6-25	
Chloroform	ND	0.0011	EPA 8260D	2-6-25	2-6-25	
1,1,1-Trichloroethane	ND	0.0011	EPA 8260D	2-6-25	2-6-25	
Carbon Tetrachloride	ND	0.0011	EPA 8260D	2-6-25	2-6-25	
1,1-Dichloropropene	ND	0.0011	EPA 8260D	2-6-25	2-6-25	
Benzene	ND	0.0011	EPA 8260D	2-6-25	2-6-25	
1,2-Dichloroethane	ND	0.0011	EPA 8260D	2-6-25	2-6-25	
Trichloroethene	ND	0.0011	EPA 8260D	2-6-25	2-6-25	
1,2-Dichloropropane	ND	0.0011	EPA 8260D	2-6-25	2-6-25	
Dibromomethane	ND	0.0011	EPA 8260D	2-6-25	2-6-25	
Bromodichloromethane	ND	0.0011	EPA 8260D	2-6-25	2-6-25	
2-Chloroethyl Vinyl Ether	ND	0.0053	EPA 8260D	2-6-25	2-6-25	
(cis) 1,3-Dichloropropene	ND	0.0011	EPA 8260D	2-6-25	2-6-25	
Methyl Isobutyl Ketone	ND	0.0053	EPA 8260D	2-6-25	2-6-25	
Toluene	ND	0.0053	EPA 8260D	2-6-25	2-6-25	

This report pertains to the samples analyzed in accordance with the chain of custody, and is intended only for the use of the individual or company to whom it is addressed.

Date of Report: February 14, 2025
Samples Submitted: February 5, 2025
Laboratory Reference: 2502-058
Project: 17613-012-01

VOLATILE ORGANICS EPA 8260D
page 2 of 2

Analyte	Result	PQL	Method	Date Prepared	Date Analyzed	Flags
Client ID:	**RI-MW1-10.5**					
Laboratory ID:	02-058-05					
(trans) 1,3-Dichloropropene	ND	0.0011	EPA 8260D	2-6-25	2-6-25	
1,1,2-Trichloroethane	ND	0.0011	EPA 8260D	2-6-25	2-6-25	
Tetrachloroethene	ND	0.0011	EPA 8260D	2-6-25	2-6-25	
1,3-Dichloropropane	ND	0.0011	EPA 8260D	2-6-25	2-6-25	
2-Hexanone	ND	0.0053	EPA 8260D	2-6-25	2-6-25	
Dibromochloromethane	ND	0.0011	EPA 8260D	2-6-25	2-6-25	
1,2-Dibromoethane	ND	0.0011	EPA 8260D	2-6-25	2-6-25	
Chlorobenzene	ND	0.0011	EPA 8260D	2-6-25	2-6-25	
1,1,1,2-Tetrachloroethane	ND	0.0011	EPA 8260D	2-6-25	2-6-25	
Ethylbenzene	ND	0.0011	EPA 8260D	2-6-25	2-6-25	
m,p-Xylene	ND	0.0021	EPA 8260D	2-6-25	2-6-25	
o-Xylene	0.0020	0.0011	EPA 8260D	2-6-25	2-6-25	
Styrene	ND	0.0011	EPA 8260D	2-6-25	2-6-25	
Bromoform	ND	0.0053	EPA 8260D	2-6-25	2-6-25	
Isopropylbenzene	ND	0.0011	EPA 8260D	2-6-25	2-6-25	
Bromobenzene	ND	0.0011	EPA 8260D	2-6-25	2-6-25	
1,1,2,2-Tetrachloroethane	ND	0.0011	EPA 8260D	2-6-25	2-6-25	
1,2,3-Trichloropropane	ND	0.0011	EPA 8260D	2-6-25	2-6-25	
n-Propylbenzene	ND	0.0011	EPA 8260D	2-6-25	2-6-25	
2-Chlorotoluene	ND	0.0011	EPA 8260D	2-6-25	2-6-25	
4-Chlorotoluene	ND	0.0011	EPA 8260D	2-6-25	2-6-25	
1,3,5-Trimethylbenzene	ND	0.0011	EPA 8260D	2-6-25	2-6-25	
tert-Butylbenzene	ND	0.0011	EPA 8260D	2-6-25	2-6-25	
1,2,4-Trimethylbenzene	ND	0.0011	EPA 8260D	2-6-25	2-6-25	
sec-Butylbenzene	ND	0.0011	EPA 8260D	2-6-25	2-6-25	
1,3-Dichlorobenzene	ND	0.0011	EPA 8260D	2-6-25	2-6-25	
p-Isopropyltoluene	ND	0.0011	EPA 8260D	2-6-25	2-6-25	
1,4-Dichlorobenzene	ND	0.0011	EPA 8260D	2-6-25	2-6-25	
1,2-Dichlorobenzene	ND	0.0011	EPA 8260D	2-6-25	2-6-25	
n-Butylbenzene	ND	0.0011	EPA 8260D	2-6-25	2-6-25	
1,2-Dibromo-3-chloropropane	ND	0.0053	EPA 8260D	2-6-25	2-6-25	
1,2,4-Trichlorobenzene	ND	0.0011	EPA 8260D	2-6-25	2-6-25	
Hexachlorobutadiene	ND	0.0053	EPA 8260D	2-6-25	2-6-25	
Naphthalene	ND	0.0053	EPA 8260D	2-6-25	2-6-25	
1,2,3-Trichlorobenzene	ND	0.0011	EPA 8260D	2-6-25	2-6-25	
Surrogate:	*Percent Recovery*	*Control Limits*				
Dibromofluoromethane	*95*	*69-124*				
Toluene-d8	*99*	*80-118*				
4-Bromofluorobenzene	*104*	*75-123*				

This report pertains to the samples analyzed in accordance with the chain of custody, and is intended only for the use of the individual or company to whom it is addressed.

Date of Report: February 14, 2025
Samples Submitted: February 5, 2025
Laboratory Reference: 2502-058
Project: 17613-012-01

VOLATILE ORGANICS EPA 8260D
page 1 of 2

Matrix: Soil
Units: mg/kg

Analyte	Result	PQL	Method	Date Prepared	Date Analyzed	Flags
Client ID:	**RI-MW1-13.5**					
Laboratory ID:	02-058-06					
Dichlorodifluoromethane	ND	0.0011	EPA 8260D	2-6-25	2-6-25	
Chloromethane	ND	0.0055	EPA 8260D	2-6-25	2-6-25	
Vinyl Chloride	ND	0.0011	EPA 8260D	2-6-25	2-6-25	
Bromomethane	ND	0.0055	EPA 8260D	2-6-25	2-6-25	
Chloroethane	ND	0.0055	EPA 8260D	2-6-25	2-6-25	
Trichlorofluoromethane	ND	0.0011	EPA 8260D	2-6-25	2-6-25	
1,1-Dichloroethene	ND	0.0011	EPA 8260D	2-6-25	2-6-25	
Acetone	ND	0.011	EPA 8260D	2-6-25	2-6-25	
Iodomethane	ND	0.0096	EPA 8260D	2-6-25	2-6-25	
Carbon Disulfide	ND	0.0015	EPA 8260D	2-6-25	2-6-25	
Methylene Chloride	ND	0.0055	EPA 8260D	2-6-25	2-6-25	
(trans) 1,2-Dichloroethene	ND	0.0011	EPA 8260D	2-6-25	2-6-25	
Methyl t-Butyl Ether	ND	0.0011	EPA 8260D	2-6-25	2-6-25	
1,1-Dichloroethane	ND	0.0011	EPA 8260D	2-6-25	2-6-25	
Vinyl Acetate	ND	0.0055	EPA 8260D	2-6-25	2-6-25	
2,2-Dichloropropane	ND	0.0011	EPA 8260D	2-6-25	2-6-25	
(cis) 1,2-Dichloroethene	ND	0.0011	EPA 8260D	2-6-25	2-6-25	
2-Butanone	ND	0.0055	EPA 8260D	2-6-25	2-6-25	
Bromochloromethane	ND	0.0011	EPA 8260D	2-6-25	2-6-25	
Chloroform	ND	0.0011	EPA 8260D	2-6-25	2-6-25	
1,1,1-Trichloroethane	ND	0.0011	EPA 8260D	2-6-25	2-6-25	
Carbon Tetrachloride	ND	0.0011	EPA 8260D	2-6-25	2-6-25	
1,1-Dichloropropene	ND	0.0011	EPA 8260D	2-6-25	2-6-25	
Benzene	ND	0.0011	EPA 8260D	2-6-25	2-6-25	
1,2-Dichloroethane	ND	0.0011	EPA 8260D	2-6-25	2-6-25	
Trichloroethene	ND	0.0011	EPA 8260D	2-6-25	2-6-25	
1,2-Dichloropropane	ND	0.0011	EPA 8260D	2-6-25	2-6-25	
Dibromomethane	ND	0.0011	EPA 8260D	2-6-25	2-6-25	
Bromodichloromethane	ND	0.0011	EPA 8260D	2-6-25	2-6-25	
2-Chloroethyl Vinyl Ether	ND	0.0055	EPA 8260D	2-6-25	2-6-25	
(cis) 1,3-Dichloropropene	ND	0.0011	EPA 8260D	2-6-25	2-6-25	
Methyl Isobutyl Ketone	ND	0.0055	EPA 8260D	2-6-25	2-6-25	
Toluene	ND	0.0055	EPA 8260D	2-6-25	2-6-25	

This report pertains to the samples analyzed in accordance with the chain of custody, and is intended only for the use of the individual or company to whom it is addressed.

Date of Report: February 14, 2025
Samples Submitted: February 5, 2025
Laboratory Reference: 2502-058
Project: 17613-012-01

VOLATILE ORGANICS EPA 8260D
page 2 of 2

Analyte	Result	PQL	Method	Date Prepared	Date Analyzed	Flags
Client ID:	**RI-MW1-13.5**					
Laboratory ID:	02-058-06					
(trans) 1,3-Dichloropropene	ND	0.0011	EPA 8260D	2-6-25	2-6-25	
1,1,2-Trichloroethane	ND	0.0011	EPA 8260D	2-6-25	2-6-25	
Tetrachloroethene	ND	0.0011	EPA 8260D	2-6-25	2-6-25	
1,3-Dichloropropane	ND	0.0011	EPA 8260D	2-6-25	2-6-25	
2-Hexanone	ND	0.0055	EPA 8260D	2-6-25	2-6-25	
Dibromochloromethane	ND	0.0011	EPA 8260D	2-6-25	2-6-25	
1,2-Dibromoethane	ND	0.0011	EPA 8260D	2-6-25	2-6-25	
Chlorobenzene	ND	0.0011	EPA 8260D	2-6-25	2-6-25	
1,1,1,2-Tetrachloroethane	ND	0.0011	EPA 8260D	2-6-25	2-6-25	
Ethylbenzene	ND	0.0011	EPA 8260D	2-6-25	2-6-25	
m,p-Xylene	ND	0.0022	EPA 8260D	2-6-25	2-6-25	
o-Xylene	0.0024	0.0011	EPA 8260D	2-6-25	2-6-25	
Styrene	ND	0.0011	EPA 8260D	2-6-25	2-6-25	
Bromoform	ND	0.0055	EPA 8260D	2-6-25	2-6-25	
Isopropylbenzene	ND	0.0011	EPA 8260D	2-6-25	2-6-25	
Bromobenzene	ND	0.0011	EPA 8260D	2-6-25	2-6-25	
1,1,2,2-Tetrachloroethane	ND	0.0011	EPA 8260D	2-6-25	2-6-25	
1,2,3-Trichloropropane	ND	0.0011	EPA 8260D	2-6-25	2-6-25	
n-Propylbenzene	ND	0.0011	EPA 8260D	2-6-25	2-6-25	
2-Chlorotoluene	ND	0.0011	EPA 8260D	2-6-25	2-6-25	
4-Chlorotoluene	ND	0.0011	EPA 8260D	2-6-25	2-6-25	
1,3,5-Trimethylbenzene	ND	0.0011	EPA 8260D	2-6-25	2-6-25	
tert-Butylbenzene	ND	0.0011	EPA 8260D	2-6-25	2-6-25	
1,2,4-Trimethylbenzene	ND	0.0011	EPA 8260D	2-6-25	2-6-25	
sec-Butylbenzene	ND	0.0011	EPA 8260D	2-6-25	2-6-25	
1,3-Dichlorobenzene	ND	0.0011	EPA 8260D	2-6-25	2-6-25	
p-Isopropyltoluene	ND	0.0011	EPA 8260D	2-6-25	2-6-25	
1,4-Dichlorobenzene	ND	0.0011	EPA 8260D	2-6-25	2-6-25	
1,2-Dichlorobenzene	ND	0.0011	EPA 8260D	2-6-25	2-6-25	
n-Butylbenzene	ND	0.0011	EPA 8260D	2-6-25	2-6-25	
1,2-Dibromo-3-chloropropane	ND	0.0055	EPA 8260D	2-6-25	2-6-25	
1,2,4-Trichlorobenzene	ND	0.0011	EPA 8260D	2-6-25	2-6-25	
Hexachlorobutadiene	ND	0.0055	EPA 8260D	2-6-25	2-6-25	
Naphthalene	ND	0.0055	EPA 8260D	2-6-25	2-6-25	
1,2,3-Trichlorobenzene	ND	0.0011	EPA 8260D	2-6-25	2-6-25	
Surrogate:	*Percent Recovery*	*Control Limits*				
Dibromofluoromethane	*97*	*69-124*				
Toluene-d8	*100*	*80-118*				
4-Bromofluorobenzene	*102*	*75-123*				

This report pertains to the samples analyzed in accordance with the chain of custody, and is intended only for the use of the individual or company to whom it is addressed.

Date of Report: February 14, 2025
Samples Submitted: February 5, 2025
Laboratory Reference: 2502-058
Project: 17613-012-01

VOLATILE ORGANICS EPA 8260D
page 1 of 2

Matrix: Soil
Units: mg/kg

Analyte	Result	PQL	Method	Date Prepared	Date Analyzed	Flags
Client ID:	**RI-MW1-18.6**					
Laboratory ID:	02-058-07					
Dichlorodifluoromethane	ND	0.0013	EPA 8260D	2-6-25	2-6-25	
Chloromethane	ND	0.0063	EPA 8260D	2-6-25	2-6-25	
Vinyl Chloride	ND	0.0013	EPA 8260D	2-6-25	2-6-25	
Bromomethane	ND	0.0063	EPA 8260D	2-6-25	2-6-25	
Chloroethane	ND	0.0063	EPA 8260D	2-6-25	2-6-25	
Trichlorofluoromethane	ND	0.0013	EPA 8260D	2-6-25	2-6-25	
1,1-Dichloroethene	ND	0.0013	EPA 8260D	2-6-25	2-6-25	
Acetone	ND	0.013	EPA 8260D	2-6-25	2-6-25	
Iodomethane	ND	0.011	EPA 8260D	2-6-25	2-6-25	
Carbon Disulfide	ND	0.0018	EPA 8260D	2-6-25	2-6-25	
Methylene Chloride	ND	0.0063	EPA 8260D	2-6-25	2-6-25	
(trans) 1,2-Dichloroethene	ND	0.0013	EPA 8260D	2-6-25	2-6-25	
Methyl t-Butyl Ether	ND	0.0013	EPA 8260D	2-6-25	2-6-25	
1,1-Dichloroethane	ND	0.0013	EPA 8260D	2-6-25	2-6-25	
Vinyl Acetate	ND	0.0063	EPA 8260D	2-6-25	2-6-25	
2,2-Dichloropropane	ND	0.0013	EPA 8260D	2-6-25	2-6-25	
(cis) 1,2-Dichloroethene	ND	0.0013	EPA 8260D	2-6-25	2-6-25	
2-Butanone	ND	0.0063	EPA 8260D	2-6-25	2-6-25	
Bromochloromethane	ND	0.0013	EPA 8260D	2-6-25	2-6-25	
Chloroform	ND	0.0013	EPA 8260D	2-6-25	2-6-25	
1,1,1-Trichloroethane	ND	0.0013	EPA 8260D	2-6-25	2-6-25	
Carbon Tetrachloride	ND	0.0013	EPA 8260D	2-6-25	2-6-25	
1,1-Dichloropropene	ND	0.0013	EPA 8260D	2-6-25	2-6-25	
Benzene	ND	0.0013	EPA 8260D	2-6-25	2-6-25	
1,2-Dichloroethane	ND	0.0013	EPA 8260D	2-6-25	2-6-25	
Trichloroethene	ND	0.0013	EPA 8260D	2-6-25	2-6-25	
1,2-Dichloropropane	ND	0.0013	EPA 8260D	2-6-25	2-6-25	
Dibromomethane	ND	0.0013	EPA 8260D	2-6-25	2-6-25	
Bromodichloromethane	ND	0.0013	EPA 8260D	2-6-25	2-6-25	
2-Chloroethyl Vinyl Ether	ND	0.0063	EPA 8260D	2-6-25	2-6-25	
(cis) 1,3-Dichloropropene	ND	0.0013	EPA 8260D	2-6-25	2-6-25	
Methyl Isobutyl Ketone	ND	0.0063	EPA 8260D	2-6-25	2-6-25	
Toluene	ND	0.0063	EPA 8260D	2-6-25	2-6-25	

This report pertains to the samples analyzed in accordance with the chain of custody, and is intended only for the use of the individual or company to whom it is addressed.

Date of Report: February 14, 2025
Samples Submitted: February 5, 2025
Laboratory Reference: 2502-058
Project: 17613-012-01

VOLATILE ORGANICS EPA 8260D
page 2 of 2

Analyte	Result	PQL	Method	Date Prepared	Date Analyzed	Flags
Client ID:	**RI-MW1-18.6**					
Laboratory ID:	02-058-07					
(trans) 1,3-Dichloropropene	ND	0.0013	EPA 8260D	2-6-25	2-6-25	
1,1,2-Trichloroethane	ND	0.0013	EPA 8260D	2-6-25	2-6-25	
Tetrachloroethene	ND	0.0013	EPA 8260D	2-6-25	2-6-25	
1,3-Dichloropropane	ND	0.0013	EPA 8260D	2-6-25	2-6-25	
2-Hexanone	ND	0.0063	EPA 8260D	2-6-25	2-6-25	
Dibromochloromethane	ND	0.0013	EPA 8260D	2-6-25	2-6-25	
1,2-Dibromoethane	ND	0.0013	EPA 8260D	2-6-25	2-6-25	
Chlorobenzene	ND	0.0013	EPA 8260D	2-6-25	2-6-25	
1,1,1,2-Tetrachloroethane	ND	0.0013	EPA 8260D	2-6-25	2-6-25	
Ethylbenzene	ND	0.0013	EPA 8260D	2-6-25	2-6-25	
m,p-Xylene	0.0030	0.0025	EPA 8260D	2-6-25	2-6-25	
o-Xylene	0.0034	0.0013	EPA 8260D	2-6-25	2-6-25	
Styrene	ND	0.0013	EPA 8260D	2-6-25	2-6-25	
Bromoform	ND	0.0063	EPA 8260D	2-6-25	2-6-25	
Isopropylbenzene	ND	0.0013	EPA 8260D	2-6-25	2-6-25	
Bromobenzene	ND	0.0013	EPA 8260D	2-6-25	2-6-25	
1,1,2,2-Tetrachloroethane	ND	0.0013	EPA 8260D	2-6-25	2-6-25	
1,2,3-Trichloropropane	ND	0.0013	EPA 8260D	2-6-25	2-6-25	
n-Propylbenzene	ND	0.0013	EPA 8260D	2-6-25	2-6-25	
2-Chlorotoluene	ND	0.0013	EPA 8260D	2-6-25	2-6-25	
4-Chlorotoluene	ND	0.0013	EPA 8260D	2-6-25	2-6-25	
1,3,5-Trimethylbenzene	ND	0.0013	EPA 8260D	2-6-25	2-6-25	
tert-Butylbenzene	ND	0.0013	EPA 8260D	2-6-25	2-6-25	
1,2,4-Trimethylbenzene	ND	0.0013	EPA 8260D	2-6-25	2-6-25	
sec-Butylbenzene	ND	0.0013	EPA 8260D	2-6-25	2-6-25	
1,3-Dichlorobenzene	ND	0.0013	EPA 8260D	2-6-25	2-6-25	
p-Isopropyltoluene	ND	0.0013	EPA 8260D	2-6-25	2-6-25	
1,4-Dichlorobenzene	ND	0.0013	EPA 8260D	2-6-25	2-6-25	
1,2-Dichlorobenzene	ND	0.0013	EPA 8260D	2-6-25	2-6-25	
n-Butylbenzene	ND	0.0013	EPA 8260D	2-6-25	2-6-25	
1,2-Dibromo-3-chloropropane	ND	0.0063	EPA 8260D	2-6-25	2-6-25	
1,2,4-Trichlorobenzene	ND	0.0013	EPA 8260D	2-6-25	2-6-25	
Hexachlorobutadiene	ND	0.0063	EPA 8260D	2-6-25	2-6-25	
Naphthalene	ND	0.0063	EPA 8260D	2-6-25	2-6-25	
1,2,3-Trichlorobenzene	ND	0.0013	EPA 8260D	2-6-25	2-6-25	
Surrogate:	*Percent Recovery*	*Control Limits*				
Dibromofluoromethane	*97*	*69-124*				
Toluene-d8	*98*	*80-118*				
4-Bromofluorobenzene	*101*	*75-123*				

This report pertains to the samples analyzed in accordance with the chain of custody, and is intended only for the use of the individual or company to whom it is addressed.

Date of Report: February 14, 2025
Samples Submitted: February 5, 2025
Laboratory Reference: 2502-058
Project: 17613-012-01

VOLATILE ORGANICS EPA 8260D
page 1 of 2

Matrix: Soil
Units: mg/kg

Analyte	Result	PQL	Method	Date Prepared	Date Analyzed	Flags
Client ID:	**RI-MW5-6.5**					
Laboratory ID:	02-058-08					
Dichlorodifluoromethane	ND	0.0011	EPA 8260D	2-6-25	2-6-25	
Chloromethane	ND	0.0055	EPA 8260D	2-6-25	2-6-25	
Vinyl Chloride	ND	0.0011	EPA 8260D	2-6-25	2-6-25	
Bromomethane	ND	0.0055	EPA 8260D	2-6-25	2-6-25	
Chloroethane	ND	0.0055	EPA 8260D	2-6-25	2-6-25	
Trichlorofluoromethane	ND	0.0011	EPA 8260D	2-6-25	2-6-25	
1,1-Dichloroethene	ND	0.0011	EPA 8260D	2-6-25	2-6-25	
Acetone	0.072	0.011	EPA 8260D	2-6-25	2-6-25	
Iodomethane	ND	0.0096	EPA 8260D	2-6-25	2-6-25	
Carbon Disulfide	ND	0.0015	EPA 8260D	2-6-25	2-6-25	
Methylene Chloride	ND	0.0055	EPA 8260D	2-6-25	2-6-25	
(trans) 1,2-Dichloroethene	ND	0.0011	EPA 8260D	2-6-25	2-6-25	
Methyl t-Butyl Ether	ND	0.0011	EPA 8260D	2-6-25	2-6-25	
1,1-Dichloroethane	ND	0.0011	EPA 8260D	2-6-25	2-6-25	
Vinyl Acetate	ND	0.0055	EPA 8260D	2-6-25	2-6-25	
2,2-Dichloropropane	ND	0.0011	EPA 8260D	2-6-25	2-6-25	
(cis) 1,2-Dichloroethene	ND	0.0011	EPA 8260D	2-6-25	2-6-25	
2-Butanone	0.011	0.0055	EPA 8260D	2-6-25	2-6-25	
Bromochloromethane	ND	0.0011	EPA 8260D	2-6-25	2-6-25	
Chloroform	ND	0.0011	EPA 8260D	2-6-25	2-6-25	
1,1,1-Trichloroethane	ND	0.0011	EPA 8260D	2-6-25	2-6-25	
Carbon Tetrachloride	ND	0.0011	EPA 8260D	2-6-25	2-6-25	
1,1-Dichloropropene	ND	0.0011	EPA 8260D	2-6-25	2-6-25	
Benzene	ND	0.0011	EPA 8260D	2-6-25	2-6-25	
1,2-Dichloroethane	ND	0.0011	EPA 8260D	2-6-25	2-6-25	
Trichloroethene	ND	0.0011	EPA 8260D	2-6-25	2-6-25	
1,2-Dichloropropane	ND	0.0011	EPA 8260D	2-6-25	2-6-25	
Dibromomethane	ND	0.0011	EPA 8260D	2-6-25	2-6-25	
Bromodichloromethane	ND	0.0011	EPA 8260D	2-6-25	2-6-25	
2-Chloroethyl Vinyl Ether	ND	0.0055	EPA 8260D	2-6-25	2-6-25	
(cis) 1,3-Dichloropropene	ND	0.0011	EPA 8260D	2-6-25	2-6-25	
Methyl Isobutyl Ketone	ND	0.0055	EPA 8260D	2-6-25	2-6-25	
Toluene	ND	0.0055	EPA 8260D	2-6-25	2-6-25	

This report pertains to the samples analyzed in accordance with the chain of custody, and is intended only for the use of the individual or company to whom it is addressed.

Date of Report: February 14, 2025
Samples Submitted: February 5, 2025
Laboratory Reference: 2502-058
Project: 17613-012-01

VOLATILE ORGANICS EPA 8260D
page 2 of 2

Analyte	Result	PQL	Method	Date Prepared	Date Analyzed	Flags
Client ID:	**RI-MW5-6.5**					
Laboratory ID:	02-058-08					
(trans) 1,3-Dichloropropene	ND	0.0011	EPA 8260D	2-6-25	2-6-25	
1,1,2-Trichloroethane	ND	0.0011	EPA 8260D	2-6-25	2-6-25	
Tetrachloroethene	ND	0.0011	EPA 8260D	2-6-25	2-6-25	
1,3-Dichloropropane	ND	0.0011	EPA 8260D	2-6-25	2-6-25	
2-Hexanone	ND	0.0055	EPA 8260D	2-6-25	2-6-25	
Dibromochloromethane	ND	0.0011	EPA 8260D	2-6-25	2-6-25	
1,2-Dibromoethane	ND	0.0011	EPA 8260D	2-6-25	2-6-25	
Chlorobenzene	ND	0.0011	EPA 8260D	2-6-25	2-6-25	
1,1,1,2-Tetrachloroethane	ND	0.0011	EPA 8260D	2-6-25	2-6-25	
Ethylbenzene	ND	0.0011	EPA 8260D	2-6-25	2-6-25	
m,p-Xylene	0.0031	0.0022	EPA 8260D	2-6-25	2-6-25	
o-Xylene	0.0037	0.0011	EPA 8260D	2-6-25	2-6-25	
Styrene	ND	0.0011	EPA 8260D	2-6-25	2-6-25	
Bromoform	ND	0.0055	EPA 8260D	2-6-25	2-6-25	
Isopropylbenzene	ND	0.0011	EPA 8260D	2-6-25	2-6-25	
Bromobenzene	ND	0.0011	EPA 8260D	2-6-25	2-6-25	
1,1,2,2-Tetrachloroethane	ND	0.0011	EPA 8260D	2-6-25	2-6-25	
1,2,3-Trichloropropane	ND	0.0011	EPA 8260D	2-6-25	2-6-25	
n-Propylbenzene	ND	0.0011	EPA 8260D	2-6-25	2-6-25	
2-Chlorotoluene	ND	0.0011	EPA 8260D	2-6-25	2-6-25	
4-Chlorotoluene	ND	0.0011	EPA 8260D	2-6-25	2-6-25	
1,3,5-Trimethylbenzene	ND	0.0011	EPA 8260D	2-6-25	2-6-25	
tert-Butylbenzene	ND	0.0011	EPA 8260D	2-6-25	2-6-25	
1,2,4-Trimethylbenzene	ND	0.0011	EPA 8260D	2-6-25	2-6-25	
sec-Butylbenzene	ND	0.0011	EPA 8260D	2-6-25	2-6-25	
1,3-Dichlorobenzene	ND	0.0011	EPA 8260D	2-6-25	2-6-25	
p-Isopropyltoluene	ND	0.0011	EPA 8260D	2-6-25	2-6-25	
1,4-Dichlorobenzene	ND	0.0011	EPA 8260D	2-6-25	2-6-25	
1,2-Dichlorobenzene	ND	0.0011	EPA 8260D	2-6-25	2-6-25	
n-Butylbenzene	0.0014	0.0011	EPA 8260D	2-6-25	2-6-25	
1,2-Dibromo-3-chloropropane	ND	0.0055	EPA 8260D	2-6-25	2-6-25	
1,2,4-Trichlorobenzene	ND	0.0011	EPA 8260D	2-6-25	2-6-25	
Hexachlorobutadiene	ND	0.0055	EPA 8260D	2-6-25	2-6-25	
Naphthalene	ND	0.0055	EPA 8260D	2-6-25	2-6-25	
1,2,3-Trichlorobenzene	ND	0.0011	EPA 8260D	2-6-25	2-6-25	
Surrogate:	*Percent Recovery*	*Control Limits*				
Dibromofluoromethane	*96*	*69-124*				
Toluene-d8	*99*	*80-118*				
4-Bromofluorobenzene	*101*	*75-123*				

This report pertains to the samples analyzed in accordance with the chain of custody, and is intended only for the use of the individual or company to whom it is addressed.

Date of Report: February 14, 2025
Samples Submitted: February 5, 2025
Laboratory Reference: 2502-058
Project: 17613-012-01

VOLATILE ORGANICS EPA 8260D
page 1 of 2

Matrix: Soil
Units: mg/kg

Analyte	Result	PQL	Method	Date Prepared	Date Analyzed	Flags
Client ID:	**RI-MW5-13.0**					
Laboratory ID:	02-058-09					
Dichlorodifluoromethane	ND	0.0019	EPA 8260D	2-6-25	2-6-25	
Chloromethane	ND	0.0096	EPA 8260D	2-6-25	2-6-25	
Vinyl Chloride	ND	0.0019	EPA 8260D	2-6-25	2-6-25	
Bromomethane	ND	0.0096	EPA 8260D	2-6-25	2-6-25	
Chloroethane	ND	0.0096	EPA 8260D	2-6-25	2-6-25	
Trichlorofluoromethane	ND	0.0019	EPA 8260D	2-6-25	2-6-25	
1,1-Dichloroethene	ND	0.0019	EPA 8260D	2-6-25	2-6-25	
Acetone	0.033	0.019	EPA 8260D	2-6-25	2-6-25	
Iodomethane	ND	0.017	EPA 8260D	2-6-25	2-6-25	
Carbon Disulfide	ND	0.0027	EPA 8260D	2-6-25	2-6-25	
Methylene Chloride	ND	0.0096	EPA 8260D	2-6-25	2-6-25	
(trans) 1,2-Dichloroethene	ND	0.0019	EPA 8260D	2-6-25	2-6-25	
Methyl t-Butyl Ether	ND	0.0019	EPA 8260D	2-6-25	2-6-25	
1,1-Dichloroethane	ND	0.0019	EPA 8260D	2-6-25	2-6-25	
Vinyl Acetate	ND	0.0096	EPA 8260D	2-6-25	2-6-25	
2,2-Dichloropropane	ND	0.0019	EPA 8260D	2-6-25	2-6-25	
(cis) 1,2-Dichloroethene	ND	0.0019	EPA 8260D	2-6-25	2-6-25	
2-Butanone	ND	0.0096	EPA 8260D	2-6-25	2-6-25	
Bromochloromethane	ND	0.0019	EPA 8260D	2-6-25	2-6-25	
Chloroform	ND	0.0019	EPA 8260D	2-6-25	2-6-25	
1,1,1-Trichloroethane	ND	0.0019	EPA 8260D	2-6-25	2-6-25	
Carbon Tetrachloride	ND	0.0019	EPA 8260D	2-6-25	2-6-25	
1,1-Dichloropropene	ND	0.0019	EPA 8260D	2-6-25	2-6-25	
Benzene	ND	0.0019	EPA 8260D	2-6-25	2-6-25	
1,2-Dichloroethane	ND	0.0019	EPA 8260D	2-6-25	2-6-25	
Trichloroethene	ND	0.0019	EPA 8260D	2-6-25	2-6-25	
1,2-Dichloropropane	ND	0.0019	EPA 8260D	2-6-25	2-6-25	
Dibromomethane	ND	0.0019	EPA 8260D	2-6-25	2-6-25	
Bromodichloromethane	ND	0.0019	EPA 8260D	2-6-25	2-6-25	
2-Chloroethyl Vinyl Ether	ND	0.0096	EPA 8260D	2-6-25	2-6-25	
(cis) 1,3-Dichloropropene	ND	0.0019	EPA 8260D	2-6-25	2-6-25	
Methyl Isobutyl Ketone	ND	0.0096	EPA 8260D	2-6-25	2-6-25	
Toluene	ND	0.0096	EPA 8260D	2-6-25	2-6-25	

This report pertains to the samples analyzed in accordance with the chain of custody, and is intended only for the use of the individual or company to whom it is addressed.

Date of Report: February 14, 2025
Samples Submitted: February 5, 2025
Laboratory Reference: 2502-058
Project: 17613-012-01

VOLATILE ORGANICS EPA 8260D
page 2 of 2

Analyte	Result	PQL	Method	Date Prepared	Date Analyzed	Flags
Client ID:	**RI-MW5-13.0**					
Laboratory ID:	02-058-09					
(trans) 1,3-Dichloropropene	ND	0.0019	EPA 8260D	2-6-25	2-6-25	
1,1,2-Trichloroethane	ND	0.0019	EPA 8260D	2-6-25	2-6-25	
Tetrachloroethene	ND	0.0019	EPA 8260D	2-6-25	2-6-25	
1,3-Dichloropropane	ND	0.0019	EPA 8260D	2-6-25	2-6-25	
2-Hexanone	ND	0.0096	EPA 8260D	2-6-25	2-6-25	
Dibromochloromethane	ND	0.0019	EPA 8260D	2-6-25	2-6-25	
1,2-Dibromoethane	ND	0.0019	EPA 8260D	2-6-25	2-6-25	
Chlorobenzene	ND	0.0019	EPA 8260D	2-6-25	2-6-25	
1,1,1,2-Tetrachloroethane	ND	0.0019	EPA 8260D	2-6-25	2-6-25	
Ethylbenzene	ND	0.0019	EPA 8260D	2-6-25	2-6-25	
m,p-Xylene	ND	0.0039	EPA 8260D	2-6-25	2-6-25	
o-Xylene	ND	0.0019	EPA 8260D	2-6-25	2-6-25	
Styrene	ND	0.0019	EPA 8260D	2-6-25	2-6-25	
Bromoform	ND	0.0096	EPA 8260D	2-6-25	2-6-25	
Isopropylbenzene	ND	0.0019	EPA 8260D	2-6-25	2-6-25	
Bromobenzene	ND	0.0019	EPA 8260D	2-6-25	2-6-25	
1,1,2,2-Tetrachloroethane	ND	0.0019	EPA 8260D	2-6-25	2-6-25	
1,2,3-Trichloropropane	ND	0.0019	EPA 8260D	2-6-25	2-6-25	
n-Propylbenzene	ND	0.0019	EPA 8260D	2-6-25	2-6-25	
2-Chlorotoluene	ND	0.0019	EPA 8260D	2-6-25	2-6-25	
4-Chlorotoluene	ND	0.0019	EPA 8260D	2-6-25	2-6-25	
1,3,5-Trimethylbenzene	ND	0.0019	EPA 8260D	2-6-25	2-6-25	
tert-Butylbenzene	ND	0.0019	EPA 8260D	2-6-25	2-6-25	
1,2,4-Trimethylbenzene	ND	0.0019	EPA 8260D	2-6-25	2-6-25	
sec-Butylbenzene	ND	0.0019	EPA 8260D	2-6-25	2-6-25	
1,3-Dichlorobenzene	ND	0.0019	EPA 8260D	2-6-25	2-6-25	
p-Isopropyltoluene	ND	0.0019	EPA 8260D	2-6-25	2-6-25	
1,4-Dichlorobenzene	ND	0.0019	EPA 8260D	2-6-25	2-6-25	
1,2-Dichlorobenzene	ND	0.0019	EPA 8260D	2-6-25	2-6-25	
n-Butylbenzene	ND	0.0019	EPA 8260D	2-6-25	2-6-25	
1,2-Dibromo-3-chloropropane	ND	0.0096	EPA 8260D	2-6-25	2-6-25	
1,2,4-Trichlorobenzene	ND	0.0019	EPA 8260D	2-6-25	2-6-25	
Hexachlorobutadiene	ND	0.0096	EPA 8260D	2-6-25	2-6-25	
Naphthalene	ND	0.0096	EPA 8260D	2-6-25	2-6-25	
1,2,3-Trichlorobenzene	ND	0.0019	EPA 8260D	2-6-25	2-6-25	
Surrogate:	*Percent Recovery*	*Control Limits*				
Dibromofluoromethane	*97*	*69-124*				
Toluene-d8	*99*	*80-118*				
4-Bromofluorobenzene	*99*	*75-123*				

This report pertains to the samples analyzed in accordance with the chain of custody, and is intended only for the use of the individual or company to whom it is addressed.

Date of Report: February 14, 2025
Samples Submitted: February 5, 2025
Laboratory Reference: 2502-058
Project: 17613-012-01

VOLATILE ORGANICS EPA 8260D
page 1 of 2

Matrix: Soil
Units: mg/kg

Analyte	Result	PQL	Method	Date Prepared	Date Analyzed	Flags
Client ID:	**RI-MW5-19.0**					
Laboratory ID:	02-058-10					
Dichlorodifluoromethane	ND	0.0015	EPA 8260D	2-6-25	2-6-25	
Chloromethane	ND	0.0074	EPA 8260D	2-6-25	2-6-25	
Vinyl Chloride	ND	0.0015	EPA 8260D	2-6-25	2-6-25	
Bromomethane	ND	0.0074	EPA 8260D	2-6-25	2-6-25	
Chloroethane	ND	0.0074	EPA 8260D	2-6-25	2-6-25	
Trichlorofluoromethane	ND	0.0015	EPA 8260D	2-6-25	2-6-25	
1,1-Dichloroethene	ND	0.0015	EPA 8260D	2-6-25	2-6-25	
Acetone	ND	0.015	EPA 8260D	2-6-25	2-6-25	
Iodomethane	ND	0.013	EPA 8260D	2-6-25	2-6-25	
Carbon Disulfide	ND	0.0021	EPA 8260D	2-6-25	2-6-25	
Methylene Chloride	ND	0.0074	EPA 8260D	2-6-25	2-6-25	
(trans) 1,2-Dichloroethene	ND	0.0015	EPA 8260D	2-6-25	2-6-25	
Methyl t-Butyl Ether	ND	0.0015	EPA 8260D	2-6-25	2-6-25	
1,1-Dichloroethane	ND	0.0015	EPA 8260D	2-6-25	2-6-25	
Vinyl Acetate	ND	0.0074	EPA 8260D	2-6-25	2-6-25	
2,2-Dichloropropane	ND	0.0015	EPA 8260D	2-6-25	2-6-25	
(cis) 1,2-Dichloroethene	ND	0.0015	EPA 8260D	2-6-25	2-6-25	
2-Butanone	ND	0.0074	EPA 8260D	2-6-25	2-6-25	
Bromochloromethane	ND	0.0015	EPA 8260D	2-6-25	2-6-25	
Chloroform	ND	0.0015	EPA 8260D	2-6-25	2-6-25	
1,1,1-Trichloroethane	ND	0.0015	EPA 8260D	2-6-25	2-6-25	
Carbon Tetrachloride	ND	0.0015	EPA 8260D	2-6-25	2-6-25	
1,1-Dichloropropene	ND	0.0015	EPA 8260D	2-6-25	2-6-25	
Benzene	ND	0.0015	EPA 8260D	2-6-25	2-6-25	
1,2-Dichloroethane	ND	0.0015	EPA 8260D	2-6-25	2-6-25	
Trichloroethene	ND	0.0015	EPA 8260D	2-6-25	2-6-25	
1,2-Dichloropropane	ND	0.0015	EPA 8260D	2-6-25	2-6-25	
Dibromomethane	ND	0.0015	EPA 8260D	2-6-25	2-6-25	
Bromodichloromethane	ND	0.0015	EPA 8260D	2-6-25	2-6-25	
2-Chloroethyl Vinyl Ether	ND	0.0074	EPA 8260D	2-6-25	2-6-25	
(cis) 1,3-Dichloropropene	ND	0.0015	EPA 8260D	2-6-25	2-6-25	
Methyl Isobutyl Ketone	ND	0.0074	EPA 8260D	2-6-25	2-6-25	
Toluene	ND	0.0074	EPA 8260D	2-6-25	2-6-25	

This report pertains to the samples analyzed in accordance with the chain of custody,
and is intended only for the use of the individual or company to whom it is addressed.

Date of Report: February 14, 2025
Samples Submitted: February 5, 2025
Laboratory Reference: 2502-058
Project: 17613-012-01

VOLATILE ORGANICS EPA 8260D
page 2 of 2

Analyte	Result	PQL	Method	Date Prepared	Date Analyzed	Flags
Client ID:	**RI-MW5-19.0**					
Laboratory ID:	02-058-10					
(trans) 1,3-Dichloropropene	ND	0.0015	EPA 8260D	2-6-25	2-6-25	
1,1,2-Trichloroethane	ND	0.0015	EPA 8260D	2-6-25	2-6-25	
Tetrachloroethene	ND	0.0015	EPA 8260D	2-6-25	2-6-25	
1,3-Dichloropropane	ND	0.0015	EPA 8260D	2-6-25	2-6-25	
2-Hexanone	ND	0.0074	EPA 8260D	2-6-25	2-6-25	
Dibromochloromethane	ND	0.0015	EPA 8260D	2-6-25	2-6-25	
1,2-Dibromoethane	ND	0.0015	EPA 8260D	2-6-25	2-6-25	
Chlorobenzene	ND	0.0015	EPA 8260D	2-6-25	2-6-25	
1,1,1,2-Tetrachloroethane	ND	0.0015	EPA 8260D	2-6-25	2-6-25	
Ethylbenzene	ND	0.0015	EPA 8260D	2-6-25	2-6-25	
m,p-Xylene	ND	0.0030	EPA 8260D	2-6-25	2-6-25	
o-Xylene	0.0024	0.0015	EPA 8260D	2-6-25	2-6-25	
Styrene	ND	0.0015	EPA 8260D	2-6-25	2-6-25	
Bromoform	ND	0.0074	EPA 8260D	2-6-25	2-6-25	
Isopropylbenzene	ND	0.0015	EPA 8260D	2-6-25	2-6-25	
Bromobenzene	ND	0.0015	EPA 8260D	2-6-25	2-6-25	
1,1,2,2-Tetrachloroethane	ND	0.0015	EPA 8260D	2-6-25	2-6-25	
1,2,3-Trichloropropane	ND	0.0015	EPA 8260D	2-6-25	2-6-25	
n-Propylbenzene	ND	0.0015	EPA 8260D	2-6-25	2-6-25	
2-Chlorotoluene	ND	0.0015	EPA 8260D	2-6-25	2-6-25	
4-Chlorotoluene	ND	0.0015	EPA 8260D	2-6-25	2-6-25	
1,3,5-Trimethylbenzene	ND	0.0015	EPA 8260D	2-6-25	2-6-25	
tert-Butylbenzene	ND	0.0015	EPA 8260D	2-6-25	2-6-25	
1,2,4-Trimethylbenzene	ND	0.0015	EPA 8260D	2-6-25	2-6-25	
sec-Butylbenzene	ND	0.0015	EPA 8260D	2-6-25	2-6-25	
1,3-Dichlorobenzene	ND	0.0015	EPA 8260D	2-6-25	2-6-25	
p-Isopropyltoluene	ND	0.0015	EPA 8260D	2-6-25	2-6-25	
1,4-Dichlorobenzene	ND	0.0015	EPA 8260D	2-6-25	2-6-25	
1,2-Dichlorobenzene	ND	0.0015	EPA 8260D	2-6-25	2-6-25	
n-Butylbenzene	ND	0.0015	EPA 8260D	2-6-25	2-6-25	
1,2-Dibromo-3-chloropropane	ND	0.0074	EPA 8260D	2-6-25	2-6-25	
1,2,4-Trichlorobenzene	ND	0.0015	EPA 8260D	2-6-25	2-6-25	
Hexachlorobutadiene	ND	0.0074	EPA 8260D	2-6-25	2-6-25	
Naphthalene	ND	0.0074	EPA 8260D	2-6-25	2-6-25	
1,2,3-Trichlorobenzene	ND	0.0015	EPA 8260D	2-6-25	2-6-25	
Surrogate:	*Percent Recovery*	*Control Limits*				
Dibromofluoromethane	*98*	*69-124*				
Toluene-d8	*99*	*80-118*				
4-Bromofluorobenzene	*96*	*75-123*				

This report pertains to the samples analyzed in accordance with the chain of custody, and is intended only for the use of the individual or company to whom it is addressed.

Date of Report: February 14, 2025
Samples Submitted: February 5, 2025
Laboratory Reference: 2502-058
Project: 17613-012-01

PAHs EPA 8270E/SIM

Matrix: Soil
Units: mg/Kg

Analyte	Result	PQL	Method	Date Prepared	Date Analyzed	Flags
Client ID:	**RI-DP2-4.0**					
Laboratory ID:	02-058-01					
Naphthalene	**ND**	0.0071	EPA 8270E/SIM	2-7-25	2-7-25	
2-Methylnaphthalene	**ND**	0.0071	EPA 8270E/SIM	2-7-25	2-7-25	
1-Methylnaphthalene	**ND**	0.0071	EPA 8270E/SIM	2-7-25	2-7-25	
Acenaphthylene	**ND**	0.0071	EPA 8270E/SIM	2-7-25	2-7-25	
Acenaphthene	**ND**	0.0071	EPA 8270E/SIM	2-7-25	2-7-25	
Fluorene	**ND**	0.0071	EPA 8270E/SIM	2-7-25	2-7-25	
Phenanthrene	**ND**	0.0071	EPA 8270E/SIM	2-7-25	2-7-25	
Anthracene	**ND**	0.0071	EPA 8270E/SIM	2-7-25	2-7-25	
Fluoranthene	**ND**	0.0071	EPA 8270E/SIM	2-7-25	2-7-25	
Pyrene	**ND**	0.0071	EPA 8270E/SIM	2-7-25	2-7-25	
Benzo[a]anthracene	**ND**	0.0071	EPA 8270E/SIM	2-7-25	2-7-25	
Chrysene	**ND**	0.0071	EPA 8270E/SIM	2-7-25	2-7-25	
Benzo[b]fluoranthene	**ND**	0.0071	EPA 8270E/SIM	2-7-25	2-7-25	
Benzo(j,k)fluoranthene	**ND**	0.0071	EPA 8270E/SIM	2-7-25	2-7-25	
Benzo[a]pyrene	**ND**	0.0071	EPA 8270E/SIM	2-7-25	2-7-25	
Indeno(1,2,3-c,d)pyrene	**ND**	0.0071	EPA 8270E/SIM	2-7-25	2-7-25	
Dibenz[a,h]anthracene	**ND**	0.0071	EPA 8270E/SIM	2-7-25	2-7-25	
Benzo[g,h,i]perylene	**ND**	0.0071	EPA 8270E/SIM	2-7-25	2-7-25	
Surrogate:	*Percent Recovery*	*Control Limits*				
2-Fluorobiphenyl	*82*	*47-112*				
Pyrene-d10	*77*	*48-129*				
Terphenyl-d14	*79*	*51-114*				

This report pertains to the samples analyzed in accordance with the chain of custody, and is intended only for the use of the individual or company to whom it is addressed.

Date of Report: February 14, 2025
Samples Submitted: February 5, 2025
Laboratory Reference: 2502-058
Project: 17613-012-01

PAHs EPA 8270E/SIM

Matrix: Soil
Units: mg/Kg

Analyte	Result	PQL	Method	Date Prepared	Date Analyzed	Flags
Client ID:	**RI-DP2-13.0**					
Laboratory ID:	02-058-02					
Naphthalene	**ND**	0.0083	EPA 8270E/SIM	2-7-25	2-7-25	
2-Methylnaphthalene	**ND**	0.0083	EPA 8270E/SIM	2-7-25	2-7-25	
1-Methylnaphthalene	**ND**	0.0083	EPA 8270E/SIM	2-7-25	2-7-25	
Acenaphthylene	**ND**	0.0083	EPA 8270E/SIM	2-7-25	2-7-25	
Acenaphthene	**ND**	0.0083	EPA 8270E/SIM	2-7-25	2-7-25	
Fluorene	**ND**	0.0083	EPA 8270E/SIM	2-7-25	2-7-25	
Phenanthrene	**ND**	0.0083	EPA 8270E/SIM	2-7-25	2-7-25	
Anthracene	**ND**	0.0083	EPA 8270E/SIM	2-7-25	2-7-25	
Fluoranthene	**ND**	0.0083	EPA 8270E/SIM	2-7-25	2-7-25	
Pyrene	**ND**	0.0083	EPA 8270E/SIM	2-7-25	2-7-25	
Benzo[a]anthracene	**ND**	0.0083	EPA 8270E/SIM	2-7-25	2-7-25	
Chrysene	**ND**	0.0083	EPA 8270E/SIM	2-7-25	2-7-25	
Benzo[b]fluoranthene	**ND**	0.0083	EPA 8270E/SIM	2-7-25	2-7-25	
Benzo(j,k)fluoranthene	**ND**	0.0083	EPA 8270E/SIM	2-7-25	2-7-25	
Benzo[a]pyrene	**ND**	0.0083	EPA 8270E/SIM	2-7-25	2-7-25	
Indeno(1,2,3-c,d)pyrene	**ND**	0.0083	EPA 8270E/SIM	2-7-25	2-7-25	
Dibenz[a,h]anthracene	**ND**	0.0083	EPA 8270E/SIM	2-7-25	2-7-25	
Benzo[g,h,i]perylene	**ND**	0.0083	EPA 8270E/SIM	2-7-25	2-7-25	
Surrogate:	*Percent Recovery*	*Control Limits*				
2-Fluorobiphenyl	*60*	*47-112*				
Pyrene-d10	*54*	*48-129*				
Terphenyl-d14	*55*	*51-114*				

This report pertains to the samples analyzed in accordance with the chain of custody, and is intended only for the use of the individual or company to whom it is addressed.

Date of Report: February 14, 2025
Samples Submitted: February 5, 2025
Laboratory Reference: 2502-058
Project: 17613-012-01

PAHs EPA 8270E/SIM

Matrix: Soil
Units: mg/Kg

Analyte	Result	PQL	Method	Date Prepared	Date Analyzed	Flags
Client ID:	**RI-DP2-14.0**					
Laboratory ID:	02-058-03					
Naphthalene	**ND**	0.0089	EPA 8270E/SIM	2-7-25	2-10-25	
2-Methylnaphthalene	**ND**	0.0089	EPA 8270E/SIM	2-7-25	2-10-25	
1-Methylnaphthalene	**ND**	0.0089	EPA 8270E/SIM	2-7-25	2-10-25	
Acenaphthylene	**ND**	0.0089	EPA 8270E/SIM	2-7-25	2-10-25	
Acenaphthene	**ND**	0.0089	EPA 8270E/SIM	2-7-25	2-10-25	
Fluorene	**ND**	0.0089	EPA 8270E/SIM	2-7-25	2-10-25	
Phenanthrene	**ND**	0.0089	EPA 8270E/SIM	2-7-25	2-10-25	
Anthracene	**ND**	0.0089	EPA 8270E/SIM	2-7-25	2-10-25	
Fluoranthene	**ND**	0.0089	EPA 8270E/SIM	2-7-25	2-10-25	
Pyrene	**ND**	0.0089	EPA 8270E/SIM	2-7-25	2-10-25	
Benzo[a]anthracene	**ND**	0.0089	EPA 8270E/SIM	2-7-25	2-10-25	
Chrysene	**ND**	0.0089	EPA 8270E/SIM	2-7-25	2-10-25	
Benzo[b]fluoranthene	**ND**	0.0089	EPA 8270E/SIM	2-7-25	2-10-25	
Benzo(j,k)fluoranthene	**ND**	0.0089	EPA 8270E/SIM	2-7-25	2-10-25	
Benzo[a]pyrene	**ND**	0.0089	EPA 8270E/SIM	2-7-25	2-10-25	
Indeno(1,2,3-c,d)pyrene	**ND**	0.0089	EPA 8270E/SIM	2-7-25	2-10-25	
Dibenz[a,h]anthracene	**ND**	0.0089	EPA 8270E/SIM	2-7-25	2-10-25	
Benzo[g,h,i]perylene	**ND**	0.0089	EPA 8270E/SIM	2-7-25	2-10-25	
Surrogate:	*Percent Recovery*	*Control Limits*				
2-Fluorobiphenyl	*71*	*47-112*				
Pyrene-d10	*56*	*48-129*				
Terphenyl-d14	*63*	*51-114*				

This report pertains to the samples analyzed in accordance with the chain of custody, and is intended only for the use of the individual or company to whom it is addressed.

Date of Report: February 14, 2025
Samples Submitted: February 5, 2025
Laboratory Reference: 2502-058
Project: 17613-012-01

PAHs EPA 8270E/SIM

Matrix: Soil
Units: mg/Kg

Analyte	Result	PQL	Method	Date Prepared	Date Analyzed	Flags
Client ID:	**RI-MW1-8.0**					
Laboratory ID:	02-058-04					
Naphthalene	**0.011**	0.0097	EPA 8270E/SIM	2-7-25	2-10-25	
2-Methylnaphthalene	**ND**	0.0097	EPA 8270E/SIM	2-7-25	2-10-25	
1-Methylnaphthalene	**0.011**	0.0097	EPA 8270E/SIM	2-7-25	2-10-25	
Acenaphthylene	**ND**	0.0097	EPA 8270E/SIM	2-7-25	2-10-25	
Acenaphthene	**ND**	0.0097	EPA 8270E/SIM	2-7-25	2-10-25	
Fluorene	**ND**	0.0097	EPA 8270E/SIM	2-7-25	2-10-25	
Phenanthrene	**0.031**	0.0097	EPA 8270E/SIM	2-7-25	2-10-25	
Anthracene	**ND**	0.0097	EPA 8270E/SIM	2-7-25	2-10-25	
Fluoranthene	**0.038**	0.0097	EPA 8270E/SIM	2-7-25	2-10-25	
Pyrene	**0.043**	0.0097	EPA 8270E/SIM	2-7-25	2-10-25	
Benzo[a]anthracene	**0.026**	0.0097	EPA 8270E/SIM	2-7-25	2-10-25	
Chrysene	**0.030**	0.0097	EPA 8270E/SIM	2-7-25	2-10-25	
Benzo[b]fluoranthene	**0.039**	0.0097	EPA 8270E/SIM	2-7-25	2-10-25	
Benzo(j,k)fluoranthene	**0.013**	0.0097	EPA 8270E/SIM	2-7-25	2-10-25	
Benzo[a]pyrene	**0.030**	0.0097	EPA 8270E/SIM	2-7-25	2-10-25	
Indeno(1,2,3-c,d)pyrene	**0.026**	0.0097	EPA 8270E/SIM	2-7-25	2-10-25	
Dibenz[a,h]anthracene	**ND**	0.0097	EPA 8270E/SIM	2-7-25	2-10-25	
Benzo[g,h,i]perylene	**0.026**	0.0097	EPA 8270E/SIM	2-7-25	2-10-25	
Surrogate:	*Percent Recovery*	*Control Limits*				
2-Fluorobiphenyl	*98*	*47-112*				
Pyrene-d10	*81*	*48-129*				
Terphenyl-d14	*93*	*51-114*				

This report pertains to the samples analyzed in accordance with the chain of custody, and is intended only for the use of the individual or company to whom it is addressed.

Date of Report: February 14, 2025
Samples Submitted: February 5, 2025
Laboratory Reference: 2502-058
Project: 17613-012-01

PAHs EPA 8270E/SIM

Matrix: Soil
Units: mg/Kg

Analyte	Result	PQL	Method	Date Prepared	Date Analyzed	Flags
Client ID:	**RI-MW1-10.5**					
Laboratory ID:	02-058-05					
Naphthalene	**ND**	0.0069	EPA 8270E/SIM	2-7-25	2-10-25	
2-Methylnaphthalene	**ND**	0.0069	EPA 8270E/SIM	2-7-25	2-10-25	
1-Methylnaphthalene	**ND**	0.0069	EPA 8270E/SIM	2-7-25	2-10-25	
Acenaphthylene	**ND**	0.0069	EPA 8270E/SIM	2-7-25	2-10-25	
Acenaphthene	**ND**	0.0069	EPA 8270E/SIM	2-7-25	2-10-25	
Fluorene	**ND**	0.0069	EPA 8270E/SIM	2-7-25	2-10-25	
Phenanthrene	**ND**	0.0069	EPA 8270E/SIM	2-7-25	2-10-25	
Anthracene	**ND**	0.0069	EPA 8270E/SIM	2-7-25	2-10-25	
Fluoranthene	**ND**	0.0069	EPA 8270E/SIM	2-7-25	2-10-25	
Pyrene	**ND**	0.0069	EPA 8270E/SIM	2-7-25	2-10-25	
Benzo[a]anthracene	**ND**	0.0069	EPA 8270E/SIM	2-7-25	2-10-25	
Chrysene	**ND**	0.0069	EPA 8270E/SIM	2-7-25	2-10-25	
Benzo[b]fluoranthene	**ND**	0.0069	EPA 8270E/SIM	2-7-25	2-10-25	
Benzo(j,k)fluoranthene	**ND**	0.0069	EPA 8270E/SIM	2-7-25	2-10-25	
Benzo[a]pyrene	**ND**	0.0069	EPA 8270E/SIM	2-7-25	2-10-25	
Indeno(1,2,3-c,d)pyrene	**ND**	0.0069	EPA 8270E/SIM	2-7-25	2-10-25	
Dibenz[a,h]anthracene	**ND**	0.0069	EPA 8270E/SIM	2-7-25	2-10-25	
Benzo[g,h,i]perylene	**ND**	0.0069	EPA 8270E/SIM	2-7-25	2-10-25	
Surrogate:	*Percent Recovery*	*Control Limits*				
2-Fluorobiphenyl	*94*	*47-112*				
Pyrene-d10	*84*	*48-129*				
Terphenyl-d14	*92*	*51-114*				

This report pertains to the samples analyzed in accordance with the chain of custody, and is intended only for the use of the individual or company to whom it is addressed.

Date of Report: February 14, 2025
Samples Submitted: February 5, 2025
Laboratory Reference: 2502-058
Project: 17613-012-01

PAHs EPA 8270E/SIM

Matrix: Soil
Units: mg/Kg

Analyte	Result	PQL	Method	Date Prepared	Date Analyzed	Flags
Client ID:	**RI-MW1-13.5**					
Laboratory ID:	02-058-06					
Naphthalene	**ND**	0.0086	EPA 8270E/SIM	2-7-25	2-10-25	
2-Methylnaphthalene	**ND**	0.0086	EPA 8270E/SIM	2-7-25	2-10-25	
1-Methylnaphthalene	**ND**	0.0086	EPA 8270E/SIM	2-7-25	2-10-25	
Acenaphthylene	**ND**	0.0086	EPA 8270E/SIM	2-7-25	2-10-25	
Acenaphthene	**ND**	0.0086	EPA 8270E/SIM	2-7-25	2-10-25	
Fluorene	**ND**	0.0086	EPA 8270E/SIM	2-7-25	2-10-25	
Phenanthrene	**ND**	0.0086	EPA 8270E/SIM	2-7-25	2-10-25	
Anthracene	**ND**	0.0086	EPA 8270E/SIM	2-7-25	2-10-25	
Fluoranthene	**ND**	0.0086	EPA 8270E/SIM	2-7-25	2-10-25	
Pyrene	**ND**	0.0086	EPA 8270E/SIM	2-7-25	2-10-25	
Benzo[a]anthracene	**ND**	0.0086	EPA 8270E/SIM	2-7-25	2-10-25	
Chrysene	**ND**	0.0086	EPA 8270E/SIM	2-7-25	2-10-25	
Benzo[b]fluoranthene	**ND**	0.0086	EPA 8270E/SIM	2-7-25	2-10-25	
Benzo(j,k)fluoranthene	**ND**	0.0086	EPA 8270E/SIM	2-7-25	2-10-25	
Benzo[a]pyrene	**ND**	0.0086	EPA 8270E/SIM	2-7-25	2-10-25	
Indeno(1,2,3-c,d)pyrene	**ND**	0.0086	EPA 8270E/SIM	2-7-25	2-10-25	
Dibenz[a,h]anthracene	**ND**	0.0086	EPA 8270E/SIM	2-7-25	2-10-25	
Benzo[g,h,i]perylene	**ND**	0.0086	EPA 8270E/SIM	2-7-25	2-10-25	
Surrogate:	*Percent Recovery*	*Control Limits*				
2-Fluorobiphenyl	*57*	*47-112*				
Pyrene-d10	*57*	*48-129*				
Terphenyl-d14	*70*	*51-114*				

This report pertains to the samples analyzed in accordance with the chain of custody, and is intended only for the use of the individual or company to whom it is addressed.

Date of Report: February 14, 2025
Samples Submitted: February 5, 2025
Laboratory Reference: 2502-058
Project: 17613-012-01

PAHs EPA 8270E/SIM

Matrix: Soil
Units: mg/Kg

Analyte	Result	PQL	Method	Date Prepared	Date Analyzed	Flags
Client ID:	**RI-MW1-18.6**					
Laboratory ID:	02-058-07					
Naphthalene	**ND**	0.0092	EPA 8270E/SIM	2-7-25	2-7-25	
2-Methylnaphthalene	**ND**	0.0092	EPA 8270E/SIM	2-7-25	2-7-25	
1-Methylnaphthalene	**ND**	0.0092	EPA 8270E/SIM	2-7-25	2-7-25	
Acenaphthylene	**ND**	0.0092	EPA 8270E/SIM	2-7-25	2-7-25	
Acenaphthene	**ND**	0.0092	EPA 8270E/SIM	2-7-25	2-7-25	
Fluorene	**ND**	0.0092	EPA 8270E/SIM	2-7-25	2-7-25	
Phenanthrene	**ND**	0.0092	EPA 8270E/SIM	2-7-25	2-7-25	
Anthracene	**ND**	0.0092	EPA 8270E/SIM	2-7-25	2-7-25	
Fluoranthene	**ND**	0.0092	EPA 8270E/SIM	2-7-25	2-7-25	
Pyrene	**ND**	0.0092	EPA 8270E/SIM	2-7-25	2-7-25	
Benzo[a]anthracene	**ND**	0.0092	EPA 8270E/SIM	2-7-25	2-7-25	
Chrysene	**ND**	0.0092	EPA 8270E/SIM	2-7-25	2-7-25	
Benzo[b]fluoranthene	**ND**	0.0092	EPA 8270E/SIM	2-7-25	2-7-25	
Benzo(j,k)fluoranthene	**ND**	0.0092	EPA 8270E/SIM	2-7-25	2-7-25	
Benzo[a]pyrene	**ND**	0.0092	EPA 8270E/SIM	2-7-25	2-7-25	
Indeno(1,2,3-c,d)pyrene	**ND**	0.0092	EPA 8270E/SIM	2-7-25	2-7-25	
Dibenz[a,h]anthracene	**ND**	0.0092	EPA 8270E/SIM	2-7-25	2-7-25	
Benzo[g,h,i]perylene	**ND**	0.0092	EPA 8270E/SIM	2-7-25	2-7-25	
Surrogate:	*Percent Recovery*	*Control Limits*				
2-Fluorobiphenyl	*65*	*47-112*				
Pyrene-d10	*62*	*48-129*				
Terphenyl-d14	*64*	*51-114*				

This report pertains to the samples analyzed in accordance with the chain of custody, and is intended only for the use of the individual or company to whom it is addressed.

Date of Report: February 14, 2025
Samples Submitted: February 5, 2025
Laboratory Reference: 2502-058
Project: 17613-012-01

PAHs EPA 8270E/SIM

Matrix: Soil
Units: mg/Kg

Analyte	Result	PQL	Method	Date Prepared	Date Analyzed	Flags
Client ID:	**RI-MW5-6.5**					
Laboratory ID:	02-058-08					
Naphthalene	**ND**	0.0083	EPA 8270E/SIM	2-7-25	2-10-25	
2-Methylnaphthalene	**ND**	0.0083	EPA 8270E/SIM	2-7-25	2-10-25	
1-Methylnaphthalene	**ND**	0.0083	EPA 8270E/SIM	2-7-25	2-10-25	
Acenaphthylene	**ND**	0.0083	EPA 8270E/SIM	2-7-25	2-10-25	
Acenaphthene	**ND**	0.0083	EPA 8270E/SIM	2-7-25	2-10-25	
Fluorene	**ND**	0.0083	EPA 8270E/SIM	2-7-25	2-10-25	
Phenanthrene	**ND**	0.0083	EPA 8270E/SIM	2-7-25	2-10-25	
Anthracene	**ND**	0.0083	EPA 8270E/SIM	2-7-25	2-10-25	
Fluoranthene	**ND**	0.0083	EPA 8270E/SIM	2-7-25	2-10-25	
Pyrene	**ND**	0.0083	EPA 8270E/SIM	2-7-25	2-10-25	
Benzo[a]anthracene	**ND**	0.0083	EPA 8270E/SIM	2-7-25	2-10-25	
Chrysene	**ND**	0.0083	EPA 8270E/SIM	2-7-25	2-10-25	
Benzo[b]fluoranthene	**ND**	0.0083	EPA 8270E/SIM	2-7-25	2-10-25	
Benzo(j,k)fluoranthene	**ND**	0.0083	EPA 8270E/SIM	2-7-25	2-10-25	
Benzo[a]pyrene	**ND**	0.0083	EPA 8270E/SIM	2-7-25	2-10-25	
Indeno(1,2,3-c,d)pyrene	**ND**	0.0083	EPA 8270E/SIM	2-7-25	2-10-25	
Dibenz[a,h]anthracene	**ND**	0.0083	EPA 8270E/SIM	2-7-25	2-10-25	
Benzo[g,h,i]perylene	**ND**	0.0083	EPA 8270E/SIM	2-7-25	2-10-25	
Surrogate:	*Percent Recovery*	*Control Limits*				
2-Fluorobiphenyl	*81*	*47-112*				
Pyrene-d10	*67*	*48-129*				
Terphenyl-d14	*74*	*51-114*				

This report pertains to the samples analyzed in accordance with the chain of custody, and is intended only for the use of the individual or company to whom it is addressed.

Date of Report: February 14, 2025
Samples Submitted: February 5, 2025
Laboratory Reference: 2502-058
Project: 17613-012-01

PAHs EPA 8270E/SIM

Matrix: Soil
Units: mg/Kg

Analyte	Result	PQL	Method	Date Prepared	Date Analyzed	Flags
Client ID:	**RI-MW5-13.0**					
Laboratory ID:	02-058-09					
Naphthalene	**ND**	0.0096	EPA 8270E/SIM	2-7-25	2-10-25	
2-Methylnaphthalene	**0.020**	0.0096	EPA 8270E/SIM	2-7-25	2-10-25	
1-Methylnaphthalene	**ND**	0.0096	EPA 8270E/SIM	2-7-25	2-10-25	
Acenaphthylene	**ND**	0.0096	EPA 8270E/SIM	2-7-25	2-10-25	
Acenaphthene	**ND**	0.0096	EPA 8270E/SIM	2-7-25	2-10-25	
Fluorene	**ND**	0.0096	EPA 8270E/SIM	2-7-25	2-10-25	
Phenanthrene	**0.015**	0.0096	EPA 8270E/SIM	2-7-25	2-10-25	
Anthracene	**ND**	0.0096	EPA 8270E/SIM	2-7-25	2-10-25	
Fluoranthene	**ND**	0.0096	EPA 8270E/SIM	2-7-25	2-10-25	
Pyrene	**0.010**	0.0096	EPA 8270E/SIM	2-7-25	2-10-25	
Benzo[a]anthracene	**ND**	0.0096	EPA 8270E/SIM	2-7-25	2-10-25	
Chrysene	**ND**	0.0096	EPA 8270E/SIM	2-7-25	2-10-25	
Benzo[b]fluoranthene	**ND**	0.0096	EPA 8270E/SIM	2-7-25	2-10-25	
Benzo(j,k)fluoranthene	**ND**	0.0096	EPA 8270E/SIM	2-7-25	2-10-25	
Benzo[a]pyrene	**ND**	0.0096	EPA 8270E/SIM	2-7-25	2-10-25	
Indeno(1,2,3-c,d)pyrene	**ND**	0.0096	EPA 8270E/SIM	2-7-25	2-10-25	
Dibenz[a,h]anthracene	**ND**	0.0096	EPA 8270E/SIM	2-7-25	2-10-25	
Benzo[g,h,i]perylene	**ND**	0.0096	EPA 8270E/SIM	2-7-25	2-10-25	
Surrogate:	*Percent Recovery*	*Control Limits*				
2-Fluorobiphenyl	*87*	*47-112*				
Pyrene-d10	*88*	*48-129*				
Terphenyl-d14	*89*	*51-114*				

This report pertains to the samples analyzed in accordance with the chain of custody, and is intended only for the use of the individual or company to whom it is addressed.

Date of Report: February 14, 2025
Samples Submitted: February 5, 2025
Laboratory Reference: 2502-058
Project: 17613-012-01

PAHs EPA 8270E/SIM

Matrix: Soil
Units: mg/Kg

Analyte	Result	PQL	Method	Date Prepared	Date Analyzed	Flags
Client ID:	**RI-MW5-19.0**					
Laboratory ID:	02-058-10					
Naphthalene	**ND**	0.0096	EPA 8270E/SIM	2-12-25	2-12-25	
2-Methylnaphthalene	**ND**	0.0096	EPA 8270E/SIM	2-12-25	2-12-25	
1-Methylnaphthalene	**ND**	0.0096	EPA 8270E/SIM	2-12-25	2-12-25	
Acenaphthylene	**ND**	0.0096	EPA 8270E/SIM	2-12-25	2-12-25	
Acenaphthene	**ND**	0.0096	EPA 8270E/SIM	2-12-25	2-12-25	
Fluorene	**ND**	0.0096	EPA 8270E/SIM	2-12-25	2-12-25	
Phenanthrene	**ND**	0.0096	EPA 8270E/SIM	2-12-25	2-12-25	
Anthracene	**ND**	0.0096	EPA 8270E/SIM	2-12-25	2-12-25	
Fluoranthene	**ND**	0.0096	EPA 8270E/SIM	2-12-25	2-12-25	
Pyrene	**ND**	0.0096	EPA 8270E/SIM	2-12-25	2-12-25	
Benzo[a]anthracene	**ND**	0.0096	EPA 8270E/SIM	2-12-25	2-12-25	
Chrysene	**ND**	0.0096	EPA 8270E/SIM	2-12-25	2-12-25	
Benzo[b]fluoranthene	**ND**	0.0096	EPA 8270E/SIM	2-12-25	2-12-25	
Benzo(j,k)fluoranthene	**ND**	0.0096	EPA 8270E/SIM	2-12-25	2-12-25	
Benzo[a]pyrene	**ND**	0.0096	EPA 8270E/SIM	2-12-25	2-12-25	
Indeno(1,2,3-c,d)pyrene	**ND**	0.0096	EPA 8270E/SIM	2-12-25	2-12-25	
Dibenz[a,h]anthracene	**ND**	0.0096	EPA 8270E/SIM	2-12-25	2-12-25	
Benzo[g,h,i]perylene	**ND**	0.0096	EPA 8270E/SIM	2-12-25	2-12-25	
Surrogate:	*Percent Recovery*	*Control Limits*				
2-Fluorobiphenyl	*94*	*47-112*				
Pyrene-d10	*88*	*48-129*				
Terphenyl-d14	*96*	*51-114*				

This report pertains to the samples analyzed in accordance with the chain of custody, and is intended only for the use of the individual or company to whom it is addressed.

Date of Report: February 14, 2025
Samples Submitted: February 5, 2025
Laboratory Reference: 2502-058
Project: 17613-012-01

TOTAL METALS
EPA 6010D/7471B

Matrix: Soil
Units: mg/Kg (ppm)

Analyte	Result	PQL	Method	Date Prepared	Date Analyzed	Flags
Client ID:	**RI-DP2-4.0**					
Laboratory ID:	02-058-01					
Arsenic	**ND**	11	EPA 6010D	2-12-25	2-12-25	
Barium	**37**	2.7	EPA 6010D	2-12-25	2-12-25	
Cadmium	**ND**	0.53	EPA 6010D	2-12-25	2-12-25	
Chromium	**19**	0.53	EPA 6010D	2-12-25	2-12-25	
Lead	**ND**	5.3	EPA 6010D	2-12-25	2-12-25	
Mercury	**ND**	0.27	EPA 7471B	2-13-25	2-13-25	
Selenium	**ND**	11	EPA 6010D	2-12-25	2-12-25	
Silver	**ND**	1.1	EPA 6010D	2-12-25	2-12-25	
Client ID:	**RI-DP2-13.0**					
Laboratory ID:	02-058-02					
Arsenic	**ND**	12	EPA 6010D	2-12-25	2-12-25	
Barium	**51**	3.1	EPA 6010D	2-12-25	2-12-25	
Cadmium	**ND**	0.62	EPA 6010D	2-12-25	2-12-25	
Chromium	**22**	0.62	EPA 6010D	2-12-25	2-12-25	
Lead	**ND**	6.2	EPA 6010D	2-12-25	2-12-25	
Mercury	**ND**	0.31	EPA 7471B	2-13-25	2-13-25	
Selenium	**ND**	12	EPA 6010D	2-12-25	2-12-25	
Silver	**ND**	1.2	EPA 6010D	2-12-25	2-12-25	
Client ID:	**RI-DP2-14.0**					
Laboratory ID:	02-058-03					
Arsenic	**ND**	13	EPA 6010D	2-12-25	2-12-25	
Barium	**71**	3.3	EPA 6010D	2-12-25	2-12-25	
Cadmium	**ND**	0.66	EPA 6010D	2-12-25	2-12-25	
Chromium	**33**	0.66	EPA 6010D	2-12-25	2-12-25	
Lead	**ND**	6.6	EPA 6010D	2-12-25	2-12-25	
Mercury	**ND**	0.33	EPA 7471B	2-13-25	2-13-25	
Selenium	**ND**	13	EPA 6010D	2-12-25	2-12-25	
Silver	**ND**	1.3	EPA 6010D	2-12-25	2-12-25	

This report pertains to the samples analyzed in accordance with the chain of custody, and is intended only for the use of the individual or company to whom it is addressed.

Date of Report: February 14, 2025
Samples Submitted: February 5, 2025
Laboratory Reference: 2502-058
Project: 17613-012-01

TOTAL METALS
EPA 6010D/7471B

Matrix: Soil
Units: mg/Kg (ppm)

Analyte	Result	PQL	Method	Date Prepared	Date Analyzed	Flags
Client ID:	**RI-MW1-8.0**					
Laboratory ID:	02-058-04					
Arsenic	**ND**	12	EPA 6010D	2-12-25	2-12-25	
Barium	**24**	2.9	EPA 6010D	2-12-25	2-12-25	
Cadmium	**ND**	0.58	EPA 6010D	2-12-25	2-12-25	
Chromium	**10**	0.58	EPA 6010D	2-12-25	2-12-25	
Lead	**45**	5.8	EPA 6010D	2-12-25	2-12-25	
Mercury	**ND**	0.29	EPA 7471B	2-13-25	2-13-25	
Selenium	**ND**	12	EPA 6010D	2-12-25	2-12-25	
Silver	**ND**	1.2	EPA 6010D	2-12-25	2-12-25	
Client ID:	**RI-MW1-10.5**					
Laboratory ID:	02-058-05					
Arsenic	**ND**	10	EPA 6010D	2-12-25	2-12-25	
Barium	**13**	2.6	EPA 6010D	2-12-25	2-12-25	
Cadmium	**ND**	0.51	EPA 6010D	2-12-25	2-12-25	
Chromium	**6.7**	0.51	EPA 6010D	2-12-25	2-12-25	
Lead	**8.0**	5.1	EPA 6010D	2-12-25	2-12-25	
Mercury	**ND**	0.26	EPA 7471B	2-13-25	2-13-25	
Selenium	**ND**	10	EPA 6010D	2-12-25	2-12-25	
Silver	**ND**	1.0	EPA 6010D	2-12-25	2-12-25	
Client ID:	**RI-MW1-13.5**					
Laboratory ID:	02-058-06					
Arsenic	**ND**	13	EPA 6010D	2-12-25	2-12-25	
Barium	**60**	3.2	EPA 6010D	2-12-25	2-12-25	
Cadmium	**ND**	0.64	EPA 6010D	2-12-25	2-12-25	
Chromium	**32**	0.64	EPA 6010D	2-12-25	2-12-25	
Lead	**ND**	6.4	EPA 6010D	2-12-25	2-12-25	
Mercury	**ND**	0.32	EPA 7471B	2-13-25	2-13-25	
Selenium	**ND**	13	EPA 6010D	2-12-25	2-12-25	
Silver	**ND**	1.3	EPA 6010D	2-12-25	2-12-25	

This report pertains to the samples analyzed in accordance with the chain of custody, and is intended only for the use of the individual or company to whom it is addressed.

Date of Report: February 14, 2025
Samples Submitted: February 5, 2025
Laboratory Reference: 2502-058
Project: 17613-012-01

TOTAL METALS
EPA 6010D/7471B

Matrix: Soil
Units: mg/Kg (ppm)

Analyte	Result	PQL	Method	Date Prepared	Date Analyzed	Flags
Client ID:	**RI-MW1-18.6**					
Laboratory ID:	02-058-07					
Arsenic	**ND**	14	EPA 6010D	2-12-25	2-13-25	
Barium	**98**	3.4	EPA 6010D	2-12-25	2-13-25	
Cadmium	**ND**	0.69	EPA 6010D	2-12-25	2-13-25	
Chromium	**48**	0.69	EPA 6010D	2-12-25	2-13-25	
Lead	**ND**	6.9	EPA 6010D	2-12-25	2-13-25	
Mercury	**ND**	0.34	EPA 7471B	2-13-25	2-13-25	
Selenium	**ND**	14	EPA 6010D	2-12-25	2-13-25	
Silver	**ND**	1.4	EPA 6010D	2-12-25	2-13-25	
Client ID:	**RI-MW5-6.5**					
Laboratory ID:	02-058-08					
Arsenic	**ND**	12	EPA 6010D	2-12-25	2-13-25	
Barium	**180**	3.1	EPA 6010D	2-12-25	2-13-25	
Cadmium	**ND**	0.62	EPA 6010D	2-12-25	2-13-25	
Chromium	**10**	0.62	EPA 6010D	2-12-25	2-13-25	
Lead	**10**	6.2	EPA 6010D	2-12-25	2-13-25	
Mercury	**ND**	0.31	EPA 7471B	2-13-25	2-13-25	
Selenium	**ND**	12	EPA 6010D	2-12-25	2-13-25	
Silver	**ND**	1.2	EPA 6010D	2-12-25	2-13-25	
Client ID:	**RI-MW5-13.0**					
Laboratory ID:	02-058-09					
Arsenic	**ND**	14	EPA 6010D	2-12-25	2-13-25	
Barium	**120**	3.6	EPA 6010D	2-12-25	2-13-25	
Cadmium	**ND**	0.72	EPA 6010D	2-12-25	2-13-25	
Chromium	**29**	0.72	EPA 6010D	2-12-25	2-13-25	
Lead	**ND**	7.2	EPA 6010D	2-12-25	2-13-25	
Mercury	**ND**	0.36	EPA 7471B	2-13-25	2-13-25	
Selenium	**ND**	14	EPA 6010D	2-12-25	2-13-25	
Silver	**ND**	1.4	EPA 6010D	2-12-25	2-13-25	

This report pertains to the samples analyzed in accordance with the chain of custody, and is intended only for the use of the individual or company to whom it is addressed.

Date of Report: February 14, 2025
Samples Submitted: February 5, 2025
Laboratory Reference: 2502-058
Project: 17613-012-01

TOTAL METALS
EPA 6010D/7471B

Matrix: Soil
Units: mg/Kg (ppm)

Analyte	Result	PQL	Method	Date Prepared	Date Analyzed	Flags
Client ID:	**RI-MW5-19.0**					
Laboratory ID:	02-058-10					
Arsenic	**ND**	14	EPA 6010D	2-12-25	2-13-25	
Barium	**100**	3.6	EPA 6010D	2-12-25	2-13-25	
Cadmium	**ND**	0.72	EPA 6010D	2-12-25	2-13-25	
Chromium	**45**	0.72	EPA 6010D	2-12-25	2-13-25	
Lead	**ND**	7.2	EPA 6010D	2-12-25	2-13-25	
Mercury	**ND**	0.36	EPA 7471B	2-13-25	2-13-25	
Selenium	**ND**	14	EPA 6010D	2-12-25	2-13-25	
Silver	**ND**	1.4	EPA 6010D	2-12-25	2-13-25	

This report pertains to the samples analyzed in accordance with the chain of custody,
and is intended only for the use of the individual or company to whom it is addressed.

Date of Report: February 14, 2025
Samples Submitted: February 5, 2025
Laboratory Reference: 2502-058
Project: 17613-012-01

GASOLINE RANGE ORGANICS
NWTPH-Gx
QUALITY CONTROL

Matrix: Soil
Units: mg/kg (ppm)

Analyte	Result	PQL	Method	Date Prepared	Date Analyzed	Flags
METHOD BLANK						
Laboratory ID:	MB0206S2					
Gasoline	**ND**	5.0	NWTPH-Gx	2-6-25	2-6-25	
Surrogate:	*Percent Recovery*	*Control Limits*				
Fluorobenzene	*97*	*62-134*				

Analyte	Result		Spike Level		Source Result	Percent Recovery		Recovery Limits	RPD	RPD Limit	Flags
DUPLICATE											
Laboratory ID:	02-058-09										
	ORIG	DUP									
Gasoline	**ND**	**ND**	NA	NA		NA		NA	NA	30	
Surrogate:											
Fluorobenzene						*108*	*111*	*62-134*			

This report pertains to the samples analyzed in accordance with the chain of custody, and is intended only for the use of the individual or company to whom it is addressed.

Date of Report: February 14, 2025
Samples Submitted: February 5, 2025
Laboratory Reference: 2502-058
Project: 17613-012-01

DIESEL AND HEAVY OIL RANGE ORGANICS
NWTPH-Dx
QUALITY CONTROL

Matrix: Soil
Units: mg/Kg (ppm)

Analyte	Result	PQL	Method	Date Prepared	Date Analyzed	Flags
METHOD BLANK						
Laboratory ID:	MB0207S1					
Diesel Range Organics	**ND**	25	NWTPH-Dx	2-7-25	2-7-25	
Lube Oil Range Organics	**ND**	50	NWTPH-Dx	2-7-25	2-7-25	
Surrogate:	*Percent Recovery*	*Control Limits*				
o-Terphenyl	*83*	*50-150*				
Laboratory ID:	MB0207S1					
Diesel Range Organics	**ND**	25	NWTPH-Dx	2-7-25	2-7-25	X2
Lube Oil Range Organics	**ND**	50	NWTPH-Dx	2-7-25	2-7-25	X2
Surrogate:	*Percent Recovery*	*Control Limits*				
o-Terphenyl	*89*	*50-150*				

Analyte	Result		Spike Level		Source Result	Percent Recovery	Recovery Limits	RPD	RPD Limit	Flags
DUPLICATE										
Laboratory ID:	02-058-01									
	ORIG	DUP								
Diesel Range	**ND**	**ND**	NA	NA		NA	NA	NA	40	
Lube Oil Range	**ND**	**ND**	NA	NA		NA	NA	NA	40	
Surrogate:										
o-Terphenyl						*85* *83*	*50-150*			
Laboratory ID:	02-058-01									
	ORIG	DUP								
Diesel Range	**ND**	**ND**	NA	NA		NA	NA	NA	40	X2
Lube Oil Range	**ND**	**ND**	NA	NA		NA	NA	NA	40	X2
Surrogate:										
o-Terphenyl						*79* *88*	*50-150*			

This report pertains to the samples analyzed in accordance with the chain of custody, and is intended only for the use of the individual or company to whom it is addressed.

Date of Report: February 14, 2025
Samples Submitted: February 5, 2025
Laboratory Reference: 2502-058
Project: 17613-012-01

VOLATILE ORGANICS EPA 8260D
QUALITY CONTROL
page 1 of 2

Matrix: Soil
Units: mg/kg

Analyte	Result	PQL	Method	Date Prepared	Date Analyzed	Flags
METHOD BLANK						
Laboratory ID:	MB0206S1					
Dichlorodifluoromethane	ND	0.0010	EPA 8260D	2-6-25	2-6-25	
Chloromethane	ND	0.0050	EPA 8260D	2-6-25	2-6-25	
Vinyl Chloride	ND	0.0010	EPA 8260D	2-6-25	2-6-25	
Bromomethane	ND	0.0050	EPA 8260D	2-6-25	2-6-25	
Chloroethane	ND	0.0050	EPA 8260D	2-6-25	2-6-25	
Trichlorofluoromethane	ND	0.0010	EPA 8260D	2-6-25	2-6-25	
1,1-Dichloroethene	ND	0.0010	EPA 8260D	2-6-25	2-6-25	
Acetone	ND	0.010	EPA 8260D	2-6-25	2-6-25	
Iodomethane	ND	0.0087	EPA 8260D	2-6-25	2-6-25	
Carbon Disulfide	ND	0.0014	EPA 8260D	2-6-25	2-6-25	
Methylene Chloride	ND	0.0050	EPA 8260D	2-6-25	2-6-25	
(trans) 1,2-Dichloroethene	ND	0.0010	EPA 8260D	2-6-25	2-6-25	
Methyl t-Butyl Ether	ND	0.0010	EPA 8260D	2-6-25	2-6-25	
1,1-Dichloroethane	ND	0.0010	EPA 8260D	2-6-25	2-6-25	
Vinyl Acetate	ND	0.0050	EPA 8260D	2-6-25	2-6-25	
2,2-Dichloropropane	ND	0.0010	EPA 8260D	2-6-25	2-6-25	
(cis) 1,2-Dichloroethene	ND	0.0010	EPA 8260D	2-6-25	2-6-25	
2-Butanone	ND	0.0050	EPA 8260D	2-6-25	2-6-25	
Bromochloromethane	ND	0.0010	EPA 8260D	2-6-25	2-6-25	
Chloroform	ND	0.0010	EPA 8260D	2-6-25	2-6-25	
1,1,1-Trichloroethane	ND	0.0010	EPA 8260D	2-6-25	2-6-25	
Carbon Tetrachloride	ND	0.0010	EPA 8260D	2-6-25	2-6-25	
1,1-Dichloropropene	ND	0.0010	EPA 8260D	2-6-25	2-6-25	
Benzene	ND	0.0010	EPA 8260D	2-6-25	2-6-25	
1,2-Dichloroethane	ND	0.0010	EPA 8260D	2-6-25	2-6-25	
Trichloroethene	ND	0.0010	EPA 8260D	2-6-25	2-6-25	
1,2-Dichloropropane	ND	0.0010	EPA 8260D	2-6-25	2-6-25	
Dibromomethane	ND	0.0010	EPA 8260D	2-6-25	2-6-25	
Bromodichloromethane	ND	0.0010	EPA 8260D	2-6-25	2-6-25	
2-Chloroethyl Vinyl Ether	ND	0.0050	EPA 8260D	2-6-25	2-6-25	
(cis) 1,3-Dichloropropene	ND	0.0010	EPA 8260D	2-6-25	2-6-25	
Methyl Isobutyl Ketone	ND	0.0050	EPA 8260D	2-6-25	2-6-25	
Toluene	ND	0.0050	EPA 8260D	2-6-25	2-6-25	

This report pertains to the samples analyzed in accordance with the chain of custody, and is intended only for the use of the individual or company to whom it is addressed.

Date of Report: February 14, 2025
Samples Submitted: February 5, 2025
Laboratory Reference: 2502-058
Project: 17613-012-01

VOLATILE ORGANICS EPA 8260D
QUALITY CONTROL
page 2 of 2

Analyte	Result	PQL	Method	Date Prepared	Date Analyzed	Flags
METHOD BLANK						
Laboratory ID:	MB0206S1					
(trans) 1,3-Dichloropropene	ND	0.0010	EPA 8260D	2-6-25	2-6-25	
1,1,2-Trichloroethane	ND	0.0010	EPA 8260D	2-6-25	2-6-25	
Tetrachloroethene	ND	0.0010	EPA 8260D	2-6-25	2-6-25	
1,3-Dichloropropane	ND	0.0010	EPA 8260D	2-6-25	2-6-25	
2-Hexanone	ND	0.0050	EPA 8260D	2-6-25	2-6-25	
Dibromochloromethane	ND	0.0010	EPA 8260D	2-6-25	2-6-25	
1,2-Dibromoethane	ND	0.0010	EPA 8260D	2-6-25	2-6-25	
Chlorobenzene	ND	0.0010	EPA 8260D	2-6-25	2-6-25	
1,1,1,2-Tetrachloroethane	ND	0.0010	EPA 8260D	2-6-25	2-6-25	
Ethylbenzene	ND	0.0010	EPA 8260D	2-6-25	2-6-25	
m,p-Xylene	ND	0.0020	EPA 8260D	2-6-25	2-6-25	
o-Xylene	ND	0.0010	EPA 8260D	2-6-25	2-6-25	
Styrene	ND	0.0010	EPA 8260D	2-6-25	2-6-25	
Bromoform	ND	0.0050	EPA 8260D	2-6-25	2-6-25	
Isopropylbenzene	ND	0.0010	EPA 8260D	2-6-25	2-6-25	
Bromobenzene	ND	0.0010	EPA 8260D	2-6-25	2-6-25	
1,1,2,2-Tetrachloroethane	ND	0.0010	EPA 8260D	2-6-25	2-6-25	
1,2,3-Trichloropropane	ND	0.0010	EPA 8260D	2-6-25	2-6-25	
n-Propylbenzene	ND	0.0010	EPA 8260D	2-6-25	2-6-25	
2-Chlorotoluene	ND	0.0010	EPA 8260D	2-6-25	2-6-25	
4-Chlorotoluene	ND	0.0010	EPA 8260D	2-6-25	2-6-25	
1,3,5-Trimethylbenzene	ND	0.0010	EPA 8260D	2-6-25	2-6-25	
tert-Butylbenzene	ND	0.0010	EPA 8260D	2-6-25	2-6-25	
1,2,4-Trimethylbenzene	ND	0.0010	EPA 8260D	2-6-25	2-6-25	
sec-Butylbenzene	ND	0.0010	EPA 8260D	2-6-25	2-6-25	
1,3-Dichlorobenzene	ND	0.0010	EPA 8260D	2-6-25	2-6-25	
p-Isopropyltoluene	ND	0.0010	EPA 8260D	2-6-25	2-6-25	
1,4-Dichlorobenzene	ND	0.0010	EPA 8260D	2-6-25	2-6-25	
1,2-Dichlorobenzene	ND	0.0010	EPA 8260D	2-6-25	2-6-25	
n-Butylbenzene	ND	0.0010	EPA 8260D	2-6-25	2-6-25	
1,2-Dibromo-3-chloropropane	ND	0.0050	EPA 8260D	2-6-25	2-6-25	
1,2,4-Trichlorobenzene	ND	0.0010	EPA 8260D	2-6-25	2-6-25	
Hexachlorobutadiene	ND	0.0050	EPA 8260D	2-6-25	2-6-25	
Naphthalene	ND	0.0050	EPA 8260D	2-6-25	2-6-25	
1,2,3-Trichlorobenzene	ND	0.0010	EPA 8260D	2-6-25	2-6-25	
Surrogate:	*Percent Recovery*	*Control Limits*				
Dibromofluoromethane	*96*	*69-124*				
Toluene-d8	*98*	*80-118*				
4-Bromofluorobenzene	*104*	*75-123*				

This report pertains to the samples analyzed in accordance with the chain of custody, and is intended only for the use of the individual or company to whom it is addressed.

Date of Report: February 14, 2025
Samples Submitted: February 5, 2025
Laboratory Reference: 2502-058
Project: 17613-012-01

VOLATILE ORGANICS EPA 8260D
QUALITY CONTROL
page 1 of 2

Matrix: Soil
Units: mg/kg

Analyte	Result		Spike Level		Percent Recovery		Recovery Limits	RPD	RPD Limit	Flags
SPIKE BLANKS										
Laboratory ID:	SB0206S1									
	SB	SBD	SB	SBD	SB	SBD				
Dichlorodifluoromethane	**0.0465**	**0.0449**	0.0500	0.0500	93	90	24-162	4	24	
Chloromethane	**0.0509**	**0.0507**	0.0500	0.0500	102	101	41-143	0	22	
Vinyl Chloride	**0.0517**	**0.0508**	0.0500	0.0500	103	102	52-141	2	20	
Bromomethane	**0.0521**	**0.0492**	0.0500	0.0500	104	98	37-145	6	23	
Chloroethane	**0.0505**	**0.0504**	0.0500	0.0500	101	101	54-148	0	19	
Trichlorofluoromethane	**0.0510**	**0.0504**	0.0500	0.0500	102	101	65-142	1	18	
1,1-Dichloroethene	**0.0497**	**0.0499**	0.0500	0.0500	99	100	74-133	0	16	
Acetone	**0.0533**	**0.0605**	0.0500	0.0500	107	121	50-159	13	38	
Iodomethane	**0.0287**	**0.0250**	0.0500	0.0500	57	50	36-133	14	31	
Carbon Disulfide	**0.0367**	**0.0271**	0.0500	0.0500	73	54	37-138	30	27	L
Methylene Chloride	**0.0499**	**0.0504**	0.0500	0.0500	100	101	60-135	1	23	
(trans) 1,2-Dichloroethene	**0.0505**	**0.0501**	0.0500	0.0500	101	100	74-131	1	15	
Methyl t-Butyl Ether	**0.0498**	**0.0498**	0.0500	0.0500	100	100	76-129	0	15	
1,1-Dichloroethane	**0.0494**	**0.0492**	0.0500	0.0500	99	98	74-130	0	15	
Vinyl Acetate	**0.0541**	**0.0525**	0.0500	0.0500	108	105	58-146	3	21	
2,2-Dichloropropane	**0.0535**	**0.0537**	0.0500	0.0500	107	107	74-137	0	16	
(cis) 1,2-Dichloroethene	**0.0503**	**0.0499**	0.0500	0.0500	101	100	71-136	1	15	
2-Butanone	**0.0533**	**0.0551**	0.0500	0.0500	107	110	58-144	3	32	
Bromochloromethane	**0.0511**	**0.0499**	0.0500	0.0500	102	100	78-128	2	15	
Chloroform	**0.0497**	**0.0489**	0.0500	0.0500	99	98	75-128	2	15	
1,1,1-Trichloroethane	**0.0511**	**0.0506**	0.0500	0.0500	102	101	73-129	1	15	
Carbon Tetrachloride	**0.0508**	**0.0508**	0.0500	0.0500	102	102	69-134	0	15	
1,1-Dichloropropene	**0.0501**	**0.0498**	0.0500	0.0500	100	100	73-127	1	15	
Benzene	**0.0473**	**0.0468**	0.0500	0.0500	95	94	75-126	1	15	
1,2-Dichloroethane	**0.0501**	**0.0493**	0.0500	0.0500	100	99	70-133	2	15	
Trichloroethene	**0.0537**	**0.0534**	0.0500	0.0500	107	107	80-130	1	15	
1,2-Dichloropropane	**0.0498**	**0.0496**	0.0500	0.0500	100	99	78-131	0	16	
Dibromomethane	**0.0526**	**0.0521**	0.0500	0.0500	105	104	72-136	1	28	
Bromodichloromethane	**0.0520**	**0.0515**	0.0500	0.0500	104	103	80-129	1	15	
(cis) 1,3-Dichloropropene	**0.0524**	**0.0523**	0.0500	0.0500	105	105	80-132	0	17	
Methyl Isobutyl Ketone	**0.0546**	**0.0527**	0.0500	0.0500	109	105	62-146	4	22	
Toluene	**0.0509**	**0.0511**	0.0500	0.0500	102	102	78-124	0	17	
(trans) 1,3-Dichloropropene	**0.0512**	**0.0516**	0.0500	0.0500	102	103	80-130	1	15	

This report pertains to the samples analyzed in accordance with the chain of custody,
and is intended only for the use of the individual or company to whom it is addressed.

Date of Report: February 14, 2025
Samples Submitted: February 5, 2025
Laboratory Reference: 2502-058
Project: 17613-012-01

VOLATILE ORGANICS EPA 8260D
QUALITY CONTROL
page 2 of 2

Analyte	Result		Spike Level		Percent Recovery		Recovery Limits	RPD	RPD Limit	Flags
SPIKE BLANKS										
Laboratory ID:	SB0206S1									
	SB	SBD	SB	SBD	SB	SBD				
1,1,2-Trichloroethane	**0.0478**	**0.0479**	0.0500	0.0500	96	96	80-123	0	15	
Tetrachloroethene	**0.0518**	**0.0525**	0.0500	0.0500	104	105	80-130	1	15	
1,3-Dichloropropane	**0.0491**	**0.0488**	0.0500	0.0500	98	98	80-122	1	15	
2-Hexanone	**0.0533**	**0.0538**	0.0500	0.0500	107	108	61-143	1	30	
Dibromochloromethane	**0.0510**	**0.0504**	0.0500	0.0500	102	101	80-129	1	15	
1,2-Dibromoethane	**0.0504**	**0.0500**	0.0500	0.0500	101	100	80-125	1	15	
Chlorobenzene	**0.0490**	**0.0489**	0.0500	0.0500	98	98	80-119	0	15	
1,1,1,2-Tetrachloroethane	**0.0509**	**0.0514**	0.0500	0.0500	102	103	80-124	1	15	
Ethylbenzene	**0.0498**	**0.0502**	0.0500	0.0500	100	100	80-120	1	15	
m,p-Xylene	**0.101**	**0.101**	0.100	0.100	101	101	80-121	0	15	
o-Xylene	**0.0505**	**0.0506**	0.0500	0.0500	101	101	80-120	0	15	
Styrene	**0.0506**	**0.0511**	0.0500	0.0500	101	102	80-130	1	15	
Bromoform	**0.0517**	**0.0508**	0.0500	0.0500	103	102	79-132	2	15	
Isopropylbenzene	**0.0526**	**0.0530**	0.0500	0.0500	105	106	80-126	1	15	
Bromobenzene	**0.0497**	**0.0500**	0.0500	0.0500	99	100	80-124	1	15	
1,1,2,2-Tetrachloroethane	**0.0479**	**0.0479**	0.0500	0.0500	96	96	75-128	0	19	
1,2,3-Trichloropropane	**0.0473**	**0.0465**	0.0500	0.0500	95	93	74-128	2	19	
n-Propylbenzene	**0.0496**	**0.0504**	0.0500	0.0500	99	101	80-128	2	16	
2-Chlorotoluene	**0.0502**	**0.0509**	0.0500	0.0500	100	102	80-126	1	15	
4-Chlorotoluene	**0.0508**	**0.0511**	0.0500	0.0500	102	102	80-129	1	15	
1,3,5-Trimethylbenzene	**0.0507**	**0.0514**	0.0500	0.0500	101	103	80-129	1	15	
tert-Butylbenzene	**0.0498**	**0.0504**	0.0500	0.0500	100	101	80-129	1	15	
1,2,4-Trimethylbenzene	**0.0496**	**0.0502**	0.0500	0.0500	99	100	80-127	1	15	
sec-Butylbenzene	**0.0516**	**0.0525**	0.0500	0.0500	103	105	77-134	2	16	
1,3-Dichlorobenzene	**0.0503**	**0.0516**	0.0500	0.0500	101	103	80-125	3	15	
p-Isopropyltoluene	**0.0513**	**0.0529**	0.0500	0.0500	103	106	80-133	3	15	
1,4-Dichlorobenzene	**0.0505**	**0.0519**	0.0500	0.0500	101	104	78-127	3	15	
1,2-Dichlorobenzene	**0.0499**	**0.0510**	0.0500	0.0500	100	102	79-127	2	15	
n-Butylbenzene	**0.0518**	**0.0536**	0.0500	0.0500	104	107	80-136	3	17	
1,2-Dibromo-3-chloropropane	**0.0486**	**0.0509**	0.0500	0.0500	97	102	68-143	5	26	
1,2,4-Trichlorobenzene	**0.0527**	**0.0554**	0.0500	0.0500	105	111	77-142	5	19	
Hexachlorobutadiene	**0.0517**	**0.0564**	0.0500	0.0500	103	113	73-135	9	19	
Naphthalene	**0.0513**	**0.0533**	0.0500	0.0500	103	107	72-142	4	21	
1,2,3-Trichlorobenzene	**0.0524**	**0.0555**	0.0500	0.0500	105	111	77-139	6	19	
Surrogate:										
Dibromofluoromethane					*95*	*95*	*69-124*			
Toluene-d8					*100*	*100*	*80-118*			
4-Bromofluorobenzene					*102*	*101*	*75-123*			

This report pertains to the samples analyzed in accordance with the chain of custody, and is intended only for the use of the individual or company to whom it is addressed.

Date of Report: February 14, 2025
Samples Submitted: February 5, 2025
Laboratory Reference: 2502-058
Project: 17613-012-01

PAHs EPA 8270E/SIM
QUALITY CONTROL

Matrix: Soil
Units: mg/Kg

Analyte	Result	PQL	Method	Date Prepared	Date Analyzed	Flags
METHOD BLANK						
Laboratory ID:	MB0207S1					
Naphthalene	**ND**	0.0017	EPA 8270E/SIM	2-7-25	2-7-25	
2-Methylnaphthalene	**ND**	0.0017	EPA 8270E/SIM	2-7-25	2-7-25	
1-Methylnaphthalene	**ND**	0.0017	EPA 8270E/SIM	2-7-25	2-7-25	
Acenaphthylene	**ND**	0.0017	EPA 8270E/SIM	2-7-25	2-7-25	
Acenaphthene	**ND**	0.0017	EPA 8270E/SIM	2-7-25	2-7-25	
Fluorene	**ND**	0.0017	EPA 8270E/SIM	2-7-25	2-7-25	
Phenanthrene	**ND**	0.0017	EPA 8270E/SIM	2-7-25	2-7-25	
Anthracene	**ND**	0.0017	EPA 8270E/SIM	2-7-25	2-7-25	
Fluoranthene	**ND**	0.0017	EPA 8270E/SIM	2-7-25	2-7-25	
Pyrene	**ND**	0.0017	EPA 8270E/SIM	2-7-25	2-7-25	
Benzo[a]anthracene	**ND**	0.0017	EPA 8270E/SIM	2-7-25	2-7-25	
Chrysene	**ND**	0.0017	EPA 8270E/SIM	2-7-25	2-7-25	
Benzo[b]fluoranthene	**ND**	0.0017	EPA 8270E/SIM	2-7-25	2-7-25	
Benzo(j,k)fluoranthene	**ND**	0.0017	EPA 8270E/SIM	2-7-25	2-7-25	
Benzo[a]pyrene	**ND**	0.0017	EPA 8270E/SIM	2-7-25	2-7-25	
Indeno(1,2,3-c,d)pyrene	**ND**	0.0017	EPA 8270E/SIM	2-7-25	2-7-25	
Dibenz[a,h]anthracene	**ND**	0.0017	EPA 8270E/SIM	2-7-25	2-7-25	
Benzo[g,h,i]perylene	**ND**	0.0017	EPA 8270E/SIM	2-7-25	2-7-25	
Surrogate:	*Percent Recovery*	*Control Limits*				
2-Fluorobiphenyl	*74*	*47-112*				
Pyrene-d10	*73*	*48-129*				
Terphenyl-d14	*76*	*51-114*				

This report pertains to the samples analyzed in accordance with the chain of custody, and is intended only for the use of the individual or company to whom it is addressed.

Date of Report: February 14, 2025
Samples Submitted: February 5, 2025
Laboratory Reference: 2502-058
Project: 17613-012-01

PAHs EPA 8270E/SIM
QUALITY CONTROL

Matrix: Soil
Units: mg/Kg

Analyte	Result	PQL	Method	Date Prepared	Date Analyzed	Flags
METHOD BLANK						
Laboratory ID:	MB0212S1					
Naphthalene	**ND**	0.0067	EPA 8270E/SIM	2-12-25	2-12-25	
2-Methylnaphthalene	**ND**	0.0067	EPA 8270E/SIM	2-12-25	2-12-25	
1-Methylnaphthalene	**ND**	0.0067	EPA 8270E/SIM	2-12-25	2-12-25	
Acenaphthylene	**ND**	0.0067	EPA 8270E/SIM	2-12-25	2-12-25	
Acenaphthene	**ND**	0.0067	EPA 8270E/SIM	2-12-25	2-12-25	
Fluorene	**ND**	0.0067	EPA 8270E/SIM	2-12-25	2-12-25	
Phenanthrene	**ND**	0.0067	EPA 8270E/SIM	2-12-25	2-12-25	
Anthracene	**ND**	0.0067	EPA 8270E/SIM	2-12-25	2-12-25	
Fluoranthene	**ND**	0.0067	EPA 8270E/SIM	2-12-25	2-12-25	
Pyrene	**ND**	0.0067	EPA 8270E/SIM	2-12-25	2-12-25	
Benzo[a]anthracene	**ND**	0.0067	EPA 8270E/SIM	2-12-25	2-12-25	
Chrysene	**ND**	0.0067	EPA 8270E/SIM	2-12-25	2-12-25	
Benzo[b]fluoranthene	**ND**	0.0067	EPA 8270E/SIM	2-12-25	2-12-25	
Benzo(j,k)fluoranthene	**ND**	0.0067	EPA 8270E/SIM	2-12-25	2-12-25	
Benzo[a]pyrene	**ND**	0.0067	EPA 8270E/SIM	2-12-25	2-12-25	
Indeno(1,2,3-c,d)pyrene	**ND**	0.0067	EPA 8270E/SIM	2-12-25	2-12-25	
Dibenz[a,h]anthracene	**ND**	0.0067	EPA 8270E/SIM	2-12-25	2-12-25	
Benzo[g,h,i]perylene	**ND**	0.0067	EPA 8270E/SIM	2-12-25	2-12-25	
Surrogate:	*Percent Recovery*	*Control Limits*				
2-Fluorobiphenyl	*94*	*47-112*				
Pyrene-d10	*96*	*48-129*				
Terphenyl-d14	*96*	*51-114*				

This report pertains to the samples analyzed in accordance with the chain of custody,
and is intended only for the use of the individual or company to whom it is addressed.

Date of Report: February 14, 2025
Samples Submitted: February 5, 2025
Laboratory Reference: 2502-058
Project: 17613-012-01

PAHs EPA 8270E/SIM
QUALITY CONTROL

Matrix: Soil
Units: mg/Kg

Analyte	Result		Spike Level		Source Result	Percent Recovery		Recovery Limits	RPD	RPD Limit	Flags
MATRIX SPIKES											
Laboratory ID:	02-058-07										
	MS	MSD	MS	MSD		MS	MSD				
Naphthalene	**0.0631**	**0.0658**	0.0833	0.0833	ND	76	79	58-121	4	22	
Acenaphthylene	**0.0654**	**0.0665**	0.0833	0.0833	ND	79	80	62-124	2	20	
Acenaphthene	**0.0690**	**0.0691**	0.0833	0.0833	ND	83	83	59-125	0	25	
Fluorene	**0.0720**	**0.0705**	0.0833	0.0833	ND	86	85	57-138	2	36	
Phenanthrene	**0.0651**	**0.0626**	0.0833	0.0833	ND	78	75	57-131	4	47	
Anthracene	**0.0698**	**0.0683**	0.0833	0.0833	ND	84	82	61-127	2	27	
Fluoranthene	**0.0641**	**0.0654**	0.0833	0.0833	ND	77	79	56-133	2	28	
Pyrene	**0.0652**	**0.0621**	0.0833	0.0833	ND	78	75	49-135	5	39	
Benzo[a]anthracene	**0.0646**	**0.0566**	0.0833	0.0833	ND	78	68	48-137	13	33	
Chrysene	**0.0637**	**0.0663**	0.0833	0.0833	ND	76	80	62-128	4	26	
Benzo[b]fluoranthene	**0.0641**	**0.0588**	0.0833	0.0833	ND	77	71	49-142	9	38	
Benzo(j,k)fluoranthene	**0.0658**	**0.0661**	0.0833	0.0833	ND	79	79	58-136	0	34	
Benzo[a]pyrene	**0.0661**	**0.0638**	0.0833	0.0833	ND	79	77	60-130	4	31	
Indeno(1,2,3-c,d)pyrene	**0.0637**	**0.0633**	0.0833	0.0833	ND	76	76	49-137	1	34	
Dibenz[a,h]anthracene	**0.0642**	**0.0611**	0.0833	0.0833	ND	77	73	64-124	5	23	
Benzo[g,h,i]perylene	**0.0639**	**0.0622**	0.0833	0.0833	ND	77	75	59-129	3	34	
Surrogate:											
2-Fluorobiphenyl						*69*	*69*	*47-112*			
Pyrene-d10						*65*	*59*	*48-129*			
Terphenyl-d14						*70*	*63*	*51-114*			

This report pertains to the samples analyzed in accordance with the chain of custody, and is intended only for the use of the individual or company to whom it is addressed.

Date of Report: February 14, 2025
Samples Submitted: February 5, 2025
Laboratory Reference: 2502-058
Project: 17613-012-01

PAHs EPA 8270E/SIM
QUALITY CONTROL

Matrix: Soil
Units: mg/Kg

Analyte	Result		Spike Level		Percent Recovery		Recovery Limits	RPD	RPD Limit	Flags
SPIKE BLANKS										
Laboratory ID:	SB0212S1									
	SB	SBD	SB	SBD	SB	SBD				
Naphthalene	**0.0831**	**0.0893**	0.0833	0.0833	100	107	64-115	7	15	
Acenaphthylene	**0.0873**	**0.0861**	0.0833	0.0833	105	103	68-118	1	15	
Acenaphthene	**0.0901**	**0.0873**	0.0833	0.0833	108	105	67-116	3	15	
Fluorene	**0.0875**	**0.0922**	0.0833	0.0833	105	111	69-120	5	15	
Phenanthrene	**0.0871**	**0.0832**	0.0833	0.0833	105	100	67-120	5	15	
Anthracene	**0.0913**	**0.0885**	0.0833	0.0833	110	106	71-118	3	15	
Fluoranthene	**0.0824**	**0.0826**	0.0833	0.0833	99	99	73-118	0	15	
Pyrene	**0.0844**	**0.0806**	0.0833	0.0833	101	97	71-118	5	15	
Benzo[a]anthracene	**0.0791**	**0.0745**	0.0833	0.0833	95	89	60-128	6	15	
Chrysene	**0.0854**	**0.0817**	0.0833	0.0833	103	98	70-121	4	15	
Benzo[b]fluoranthene	**0.0766**	**0.0778**	0.0833	0.0833	92	93	68-123	2	15	
Benzo(j,k)fluoranthene	**0.0910**	**0.0853**	0.0833	0.0833	109	102	73-123	6	17	
Benzo[a]pyrene	**0.0856**	**0.0837**	0.0833	0.0833	103	100	72-120	2	15	
Indeno(1,2,3-c,d)pyrene	**0.0852**	**0.0818**	0.0833	0.0833	102	98	64-122	4	15	
Dibenz[a,h]anthracene	**0.0836**	**0.0812**	0.0833	0.0833	100	97	72-120	3	15	
Benzo[g,h,i]perylene	**0.0836**	**0.0817**	0.0833	0.0833	100	98	71-117	2	15	
Surrogate:										
2-Fluorobiphenyl					*100*	*97*	*47-112*			
Pyrene-d10					*95*	*88*	*48-129*			
Terphenyl-d14					*93*	*88*	*51-114*			

This report pertains to the samples analyzed in accordance with the chain of custody, and is intended only for the use of the individual or company to whom it is addressed.

Date of Report: February 14, 2025
Samples Submitted: February 5, 2025
Laboratory Reference: 2502-058
Project: 17613-012-01

TOTAL METALS
EPA 6010D/7471B
QUALITY CONTROL

Matrix: Soil
Units: mg/Kg (ppm)

Analyte	Result	PQL	Method	Date Prepared	Date Analyzed	Flags
METHOD BLANK						
Laboratory ID:	MB0212SM1					
Arsenic	**ND**	10	EPA 6010D	2-12-25	2-12-25	
Barium	**ND**	2.5	EPA 6010D	2-12-25	2-12-25	
Cadmium	**ND**	0.50	EPA 6010D	2-12-25	2-12-25	
Chromium	**ND**	0.50	EPA 6010D	2-12-25	2-12-25	
Lead	**ND**	5.0	EPA 6010D	2-12-25	2-12-25	
Selenium	**ND**	10	EPA 6010D	2-12-25	2-12-25	
Silver	**ND**	1.0	EPA 6010D	2-12-25	2-12-25	
Laboratory ID:	MB0213S1					
Mercury	**ND**	0.25	EPA 7471B	2-13-25	2-13-25	

Analyte	Result		Spike Level		Source Result	Percent Recovery		Recovery Limits	RPD	RPD Limit	Flags
DUPLICATE											
Laboratory ID:	02-137-01										
	ORIG	DUP									
Arsenic	**ND**	**ND**	NA	NA		NA		NA	NA	20	
Barium	**9.74**	**5.77**	NA	NA		NA		NA	51	20	C
Cadmium	**ND**	**ND**	NA	NA		NA		NA	NA	20	
Chromium	**13.2**	**8.13**	NA	NA		NA		NA	47	20	L
Lead	**6.56**	**ND**	NA	NA		NA		NA	NA	20	
Selenium	**ND**	**ND**	NA	NA		NA		NA	NA	20	
Silver	**ND**	**ND**	NA	NA		NA		NA	NA	20	
Laboratory ID:	10-201-13										
Mercury	**ND**	**ND**	NA	NA		NA		NA	NA	20	
MATRIX SPIKES											
Laboratory ID:	02-137-01										
	MS	MSD	MS	MSD		MS	MSD				
Arsenic	**72.8**	**71.5**	100	100	ND	**73**	**72**	75-125	2	20	V
Barium	**84.1**	**85.9**	100	100	9.74	**74**	**76**	75-125	2	20	V
Cadmium	**35.1**	**34.6**	50.0	50.0	ND	**70**	**69**	75-125	2	20	V
Chromium	**82.3**	**81.6**	100	100	13.2	**69**	**69**	75-125	1	20	V
Lead	**200**	**196**	250	250	6.56	**77**	**76**	75-125	2	20	
Selenium	**71.7**	**71.1**	100	100	ND	**72**	**71**	75-125	1	20	V
Silver	**19.3**	**18.9**	25.0	25.0	ND	**77**	**75**	75-125	3	20	
Laboratory ID:	10-201-13										
Mercury	**0.518**	**0.513**	0.500	0.500	0.0198	**100**	**99**	80-120	1	20	

This report pertains to the samples analyzed in accordance with the chain of custody, and is intended only for the use of the individual or company to whom it is addressed.

Date of Report: February 14, 2025
Samples Submitted: February 5, 2025
Laboratory Reference: 2502-058
Project: 17613-012-01

% MOISTURE

Client ID	Lab ID	% Moisture	Date Analyzed
RI-DP2-4.0	02-058-01	**6**	2-7-25
RI-DP2-13.0	02-058-02	**20**	2-7-25
RI-DP2-14.0	02-058-03	**25**	2-7-25
RI-MW1-8.0	02-058-04	**14**	2-7-25
RI-MW1-10.5	02-058-05	**3**	2-7-25
RI-MW1-13.5	02-058-06	**22**	2-7-25
RI-MW1-18.6	02-058-07	**27**	2-7-25
RI-MW5-6.5	02-058-08	**20**	2-7-25
RI-MW5-13.0	02-058-09	**31**	2-7-25
RI-MW5-19.0	02-058-10	**30**	2-7-25

This report pertains to the samples analyzed in accordance with the chain of custody,
and is intended only for the use of the individual or company to whom it is addressed.

OnSite Environmental Inc.

Data Qualifiers and Abbreviations

A - Due to a high sample concentration, the amount spiked is insufficient for meaningful MS/MSD recovery data.

B - The analyte indicated was also found in the blank sample.

C - The duplicate RPD is outside control limits due to high result variability when analyte concentrations are within five times the quantitation limit.

E - The value reported exceeds the quantitation range and is an estimate.

F - Surrogate recovery data is not available due to the high concentration of coeluting target compounds.

H - The analyte indicated is a common laboratory solvent and may have been introduced during sample preparation, and be impacting the sample result.

I - Compound recovery is outside of the control limits.

J - The value reported was below the practical quantitation limit. The value is an estimate.

K - Sample duplicate RPD is outside control limits due to sample inhomogeneity. The sample was re-extracted and re-analyzed with similar results.

L - The RPD is outside of the control limits.

M - Hydrocarbons in the gasoline range are impacting the diesel range result.

M1 - Hydrocarbons in the gasoline range (toluene-naphthalene) are present in the sample.

N - Hydrocarbons in the lube oil range are impacting the diesel range result.

N1 - Hydrocarbons in diesel range are impacting lube oil range results.

O - Hydrocarbons indicative of heavier fuels are present in the sample and are impacting the gasoline result.

P - The RPD of the detected concentrations between the two columns is greater than 40.

Q - Surrogate recovery is outside of the control limits.

S - Surrogate recovery data is not available due to the necessary dilution of the sample.

T - The sample chromatogram is not similar to a typical _____.

U - The analyte was analyzed for, but was not detected above the reported sample quantitation limit.

U1 - The practical quantitation limit is elevated due to interferences present in the sample.

V - Matrix Spike/Matrix Spike Duplicate recoveries are outside control limits due to matrix effects.

W - Matrix Spike/Matrix Spike Duplicate RPD are outside control limits due to matrix effects.

X - Sample extract treated with a mercury cleanup procedure.

X1 - Sample extract treated with a sulfuric acid/silica gel cleanup procedure.

X2 - Sample extract treated with a silica gel cleanup procedure.

Y - The calibration verification for this analyte exceeded the 20% drift specified in methods 8260 & 8270, and therefore the reported result should be considered an estimate. The overall performance of the calibration verification standard met the acceptance criteria of the method.

Y1 - Negative effects of the matrix from this sample on the instrument caused values for this analyte in the bracketing continuing calibration verification standard (CCVs) to be outside of 20% acceptance criteria. Because of this, quantitation limits and sample concentrations should be considered estimates.

Z -

ND - Not Detected at PQL
PQL - Practical Quantitation Limit
RPD - Relative Percent Difference

This report pertains to the samples analyzed in accordance with the chain of custody, and is intended only for the use of the individual or company to whom it is addressed.

Chain of Custody

Page 1 of 1

OnSite Environmental Inc.
Analytical Laboratory Testing Services
14648 NE 95th Street • Redmond, WA 98052
Phone: (425) 883-3881 • www.onsite-env.com

Company: GeoEngineers Inc
Project Number: 17613-012-01
Project Name: Mt Baker Station Development
Project Manager: Jacob Letts
Sampled by: Meredith Bush / Max Nelson

Turnaround Request (in working days)
(Check One)
☐ Same Day ☐ 1 Day
☐ 2 Days ☐ 3 Days
☒ Standard (7 Days)
☐ _____ (other)

Laboratory Number: 02-058

Lab ID	Sample Identification	Date Sampled	Time Sampled	Matrix	Number of Containers	NWTPH-HCID	NWTPH-Gx/BTEX (8021☐ 8260☐)	NWTPH-Gx	NWTPH-Dx (SG Clean-up☐) NJ and n/c SGC	Volatiles 8260	Halogenated Volatiles 8260	EDB EPA 8011 (Waters Only)	Semivolatiles 8270/SIM (with low-level PAHs)	PAHs 8270/SIM (low-level)	PCBs 8082	Organochlorine Pesticides 8081	Organophosphorus Pesticides 8270/SIM	Chlorinated Acid Herbicides 8151	Total RCRA Metals	Total MTCA Metals	TCLP Metals	HEM (oil and grease) 1664					% Moisture
1	RI-DP2-4.0	2/4/25	0910	S	S			X	X	X				X					X								0
2	RI-DP2-13.0		0930																								
3	RI-DP2-14.0		0935																								
4	TBL RI-MW1-8.0	2/4/25	1326	S	S			X	X	X				X					X								
5	RI-MW1-10.5		1336					X	X	X				X					X								
6	RI-MW1-13.5		1340					X	X	X				X					X								
7	RI-MW1-18.0		1357																								
8	RI-MW5-6.5	2/4/25	0950	S	S																						
9	RI-MW5-13.0		1021																								
10	RI-MW5-19.0		1030																								

	Signature	Company	Date	Time
Relinquished		GEI	2/5/2025	1038
Received		SPEEDY	2/5/25	1038
Relinquished		SPEEDY	2/5/25	1113
Received		GSE	2/5/25	1115
Relinquished				
Received				
Reviewed/Date		Reviewed/Date		

Comments/Special Instructions
RI-MW1-10.5 is primarily fine gravel

Data Package: Standard ☐ Level III ☐ Level IV ☐
Chromatograms with final report ☐ Electronic Data Deliverables (EDDs) ☐

File :X:\DIESELS\Vigo\Data\V250207\0207-V08.D
Operator : LW
Acquired : 7 Feb 2025 13:52 using AcqMethod V241115F.M
Instrument : Vigo
Sample Name: 02-058-04
Misc Info : Sample
Vial Number: 8

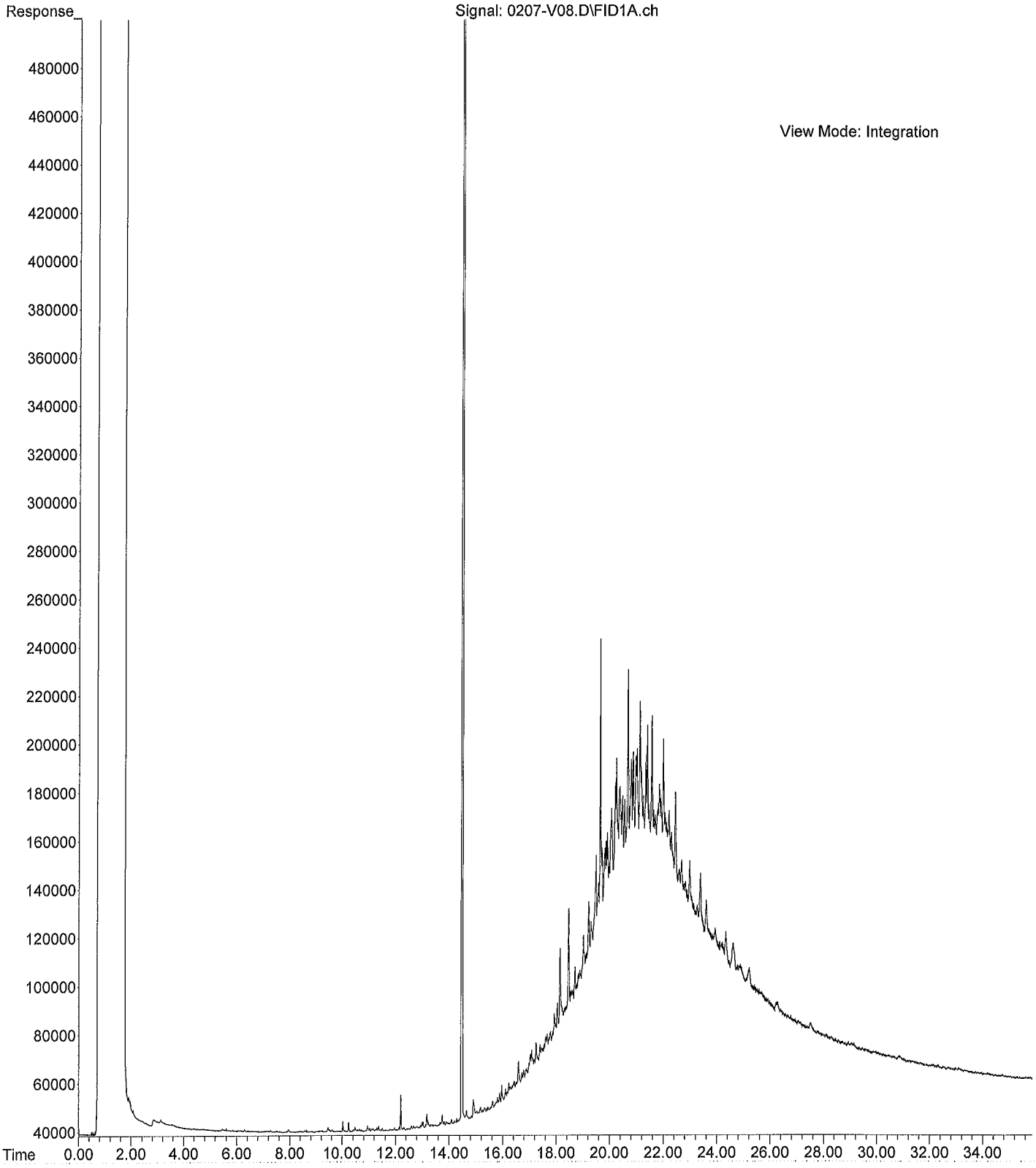

File :X:\DIESELS\Vigo\Data\V250207\0207-V06.D
Operator : LW
Acquired : 7 Feb 2025 12:32 using AcqMethod V241115F.M
Instrument : Vigo
Sample Name: 02-058-04 SG
Misc Info : Sample
Vial Number: 6

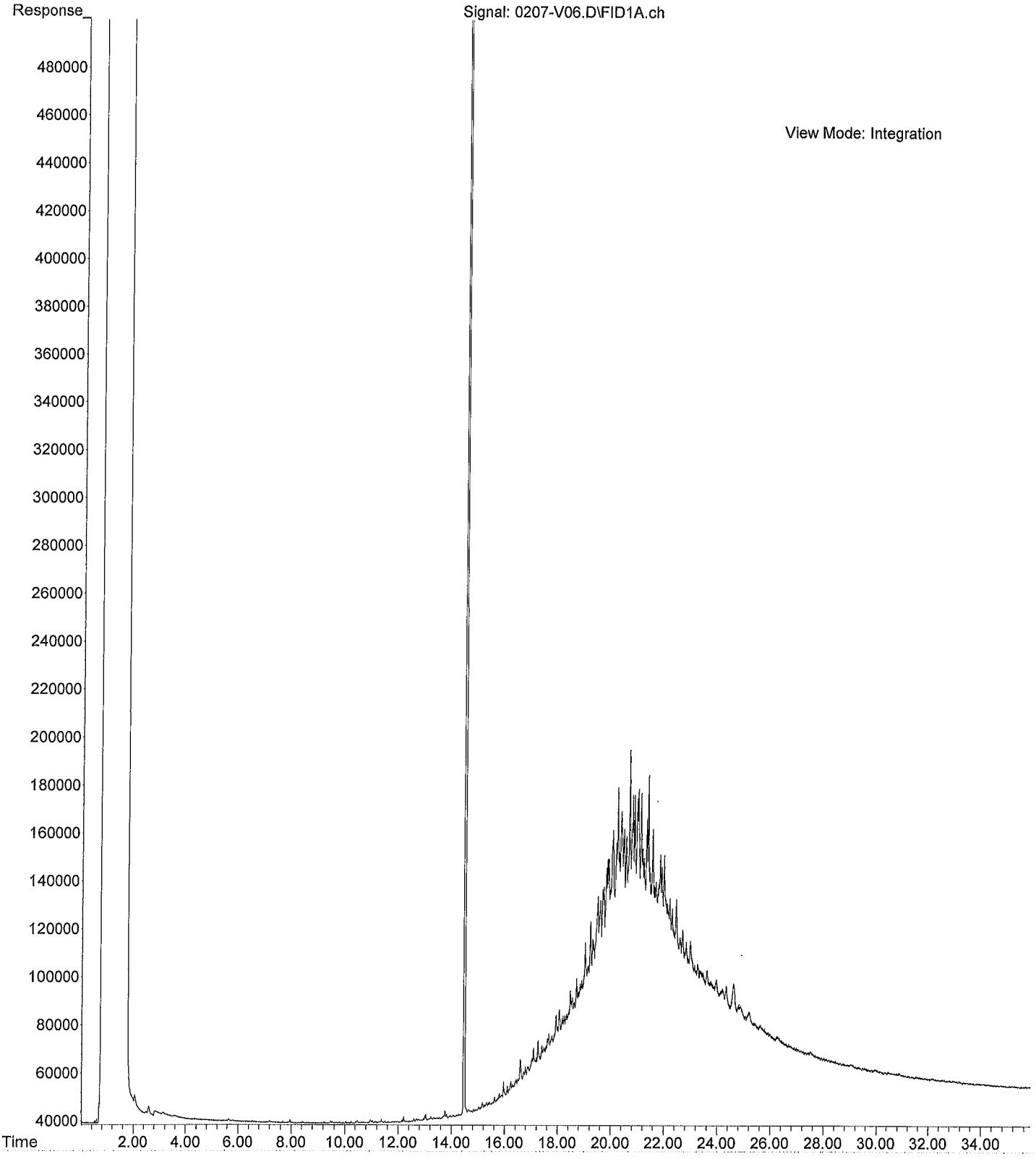

File :X:\DIESELS\Teri\Data\T250207.SEC\0207-T64.D
Operator : LW
Acquired : 07 Feb 2025 18:08 using AcqMethod T231127F.M
Instrument : Teri
Sample Name: 02-058-05
Misc Info : RearSamp
Vial Number: 64

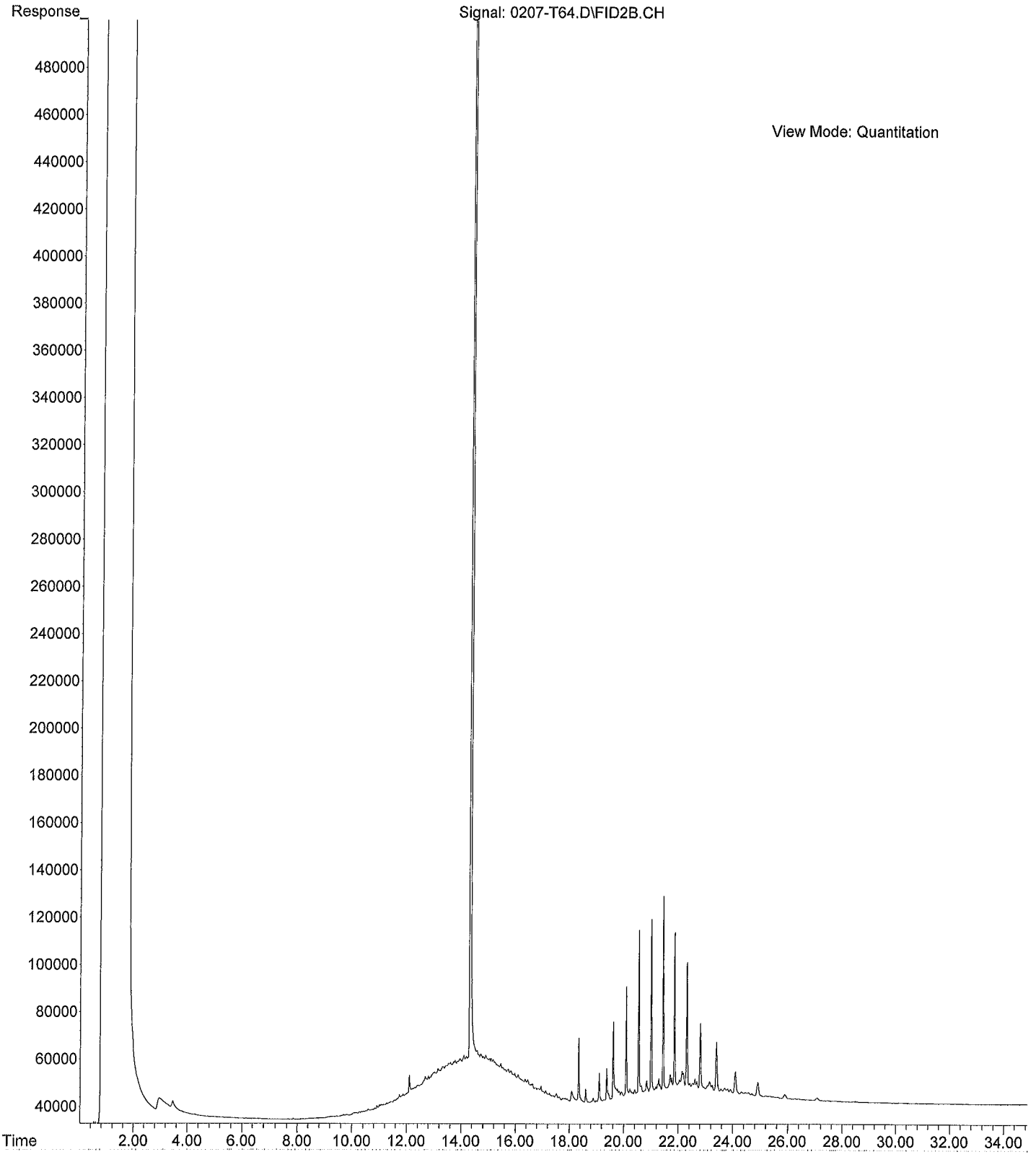

File :X:\DIESELS\Teri\Data\T250207.SEC\0207-T63.D
Operator : LW
Acquired : 07 Feb 2025 17:26 using AcqMethod T231127F.M
Instrument : Teri
Sample Name: 02-058-05 SG
Misc Info : RearSamp
Vial Number: 63



OnSite Environmental Inc.
14648 NE 95th Street, Redmond, WA 98052 • (425) 883-3881

December 22, 2025

Jacob Letts
GeoEngineers, Inc.
1101 Fawcett Avenue South, Suite 200
Tacoma, WA 98402

Re: Analytical Data for Project 17613-012-01 T400
Laboratory Reference No. 2512-159

Dear Jacob:

Enclosed are the analytical results and associated quality control data for samples submitted on December 12, 2025.

The standard policy of OnSite Environmental, Inc. is to store your samples for 30 days from the date of receipt. If you require longer storage, please contact the laboratory.

We appreciate the opportunity to be of service to you on this project. If you have any questions concerning the data, or need additional information, please feel free to call me.

Sincerely,

David Baumeister
Project Manager

Enclosures

This report pertains to the samples analyzed in accordance with the chain of custody,
and is intended only for the use of the individual or company to whom it is addressed.

Date of Report: December 22, 2025
Samples Submitted: December 12, 2025
Laboratory Reference: 2512-159
Project: 17613-012-01 T400

Case Narrative

Samples were collected on December 11, 2025 and received by the laboratory on December 12, 2025. They were maintained at the laboratory at a temperature of 2°C to 6°C.

Please note that any and all soil sample results are reported on a dry-weight basis, unless otherwise noted below. However the soil results for the QA/QC samples are reported on a wet-weight basis.

General QA/QC issues associated with the analytical data enclosed in this laboratory report will be indicated with a reference to a comment or explanation on the Data Qualifier page. More complex and involved QA/QC issues will be discussed in detail below.

This report pertains to the samples analyzed in accordance with the chain of custody, and is intended only for the use of the individual or company to whom it is addressed.

Date of Report: December 22, 2025
Samples Submitted: December 12, 2025
Laboratory Reference: 2512-159
Project: 17613-012-01 T400

ANALYTICAL REPORT FOR SAMPLES

Client ID	Laboratory ID	Matrix	Date Sampled	Date Received	Notes
RI-DP6-10.5	12-159-01	Soil	12-11-25	12-12-25	
RI-DP7-10.5	12-159-02	Soil	12-11-25	12-12-25	
RI-DP8-10.5	12-159-03	Soil	12-11-25	12-12-25	
RI-DP9-10.5	12-159-05	Soil	12-11-25	12-12-25	
RI-DP10-12.0	12-159-06	Soil	12-11-25	12-12-25	
RI-DP11-11.0	12-159-09	Soil	12-11-25	12-12-25	
RI-DUP-20251211	12-159-11	Soil	12-11-25	12-12-25	

This report pertains to the samples analyzed in accordance with the chain of custody, and is intended only for the use of the individual or company to whom it is addressed.

Date of Report: December 22, 2025
Samples Submitted: December 12, 2025
Laboratory Reference: 2512-159
Project: 17613-012-01 T400

DIESEL AND HEAVY OIL RANGE ORGANICS
NWTPH-Dx

Matrix: Soil
Units: mg/Kg (ppm)

Analyte	Result	PQL	Method	Date Prepared	Date Analyzed	Flags
Client ID:	**RI-DP6-10.5**					
Laboratory ID:	12-159-01					
Diesel Range Organics	**ND**	50	NWTPH-Dx	12-17-25	12-17-25	
Lube Oil Range Organics	**ND**	100	NWTPH-Dx	12-17-25	12-17-25	
Surrogate:	*Percent Recovery*	*Control Limits*				
o-Terphenyl	*62*	*50-150*				
Client ID:	**RI-DP6-10.5**					
Laboratory ID:	12-159-01					
Diesel Range Organics	**ND**	50	NWTPH-Dx	12-17-25	12-17-25	X2
Lube Oil Range Organics	**ND**	100	NWTPH-Dx	12-17-25	12-17-25	X2
Surrogate:	*Percent Recovery*	*Control Limits*				
o-Terphenyl	*70*	*50-150*				
Client ID:	**RI-DP7-10.5**					
Laboratory ID:	12-159-02					
Diesel Range Organics	**ND**	49	NWTPH-Dx	12-17-25	12-17-25	
Lube Oil Range Organics	**180**	98	NWTPH-Dx	12-17-25	12-17-25	
Surrogate:	*Percent Recovery*	*Control Limits*				
o-Terphenyl	*71*	*50-150*				
Client ID:	**RI-DP7-10.5**					
Laboratory ID:	12-159-02					
Diesel Range Organics	**ND**	49	NWTPH-Dx	12-17-25	12-17-25	X2
Lube Oil Range Organics	**ND**	98	NWTPH-Dx	12-17-25	12-17-25	X2
Surrogate:	*Percent Recovery*	*Control Limits*				
o-Terphenyl	*72*	*50-150*				
Client ID:	**RI-DP8-10.5**					
Laboratory ID:	12-159-03					
Diesel Fuel #2	**130**	31	NWTPH-Dx	12-17-25	12-17-25	N
Lube Oil	**1000**	63	NWTPH-Dx	12-17-25	12-17-25	
Surrogate:	*Percent Recovery*	*Control Limits*				
o-Terphenyl	*68*	*50-150*				
Client ID:	**RI-DP8-10.5**					
Laboratory ID:	12-159-03					
Diesel Fuel #2	**130**	31	NWTPH-Dx	12-17-25	12-17-25	N,X2
Lube Oil	**710**	63	NWTPH-Dx	12-17-25	12-17-25	X2
Surrogate:	*Percent Recovery*	*Control Limits*				
o-Terphenyl	*73*	*50-150*				

This report pertains to the samples analyzed in accordance with the chain of custody, and is intended only for the use of the individual or company to whom it is addressed.

Date of Report: December 22, 2025
Samples Submitted: December 12, 2025
Laboratory Reference: 2512-159
Project: 17613-012-01 T400

DIESEL AND HEAVY OIL RANGE ORGANICS
NWTPH-Dx

Matrix: Soil
Units: mg/Kg (ppm)

Analyte	Result	PQL	Method	Date Prepared	Date Analyzed	Flags
Client ID:	**RI-DP9-10.5**					
Laboratory ID:	12-159-05					
Diesel Range Organics	**ND**	37	NWTPH-Dx	12-17-25	12-17-25	
Lube Oil	**200**	74	NWTPH-Dx	12-17-25	12-17-25	
Surrogate:	*Percent Recovery*	*Control Limits*				
o-Terphenyl	*67*	*50-150*				
Client ID:	**RI-DP9-10.5**					
Laboratory ID:	12-159-05					
Diesel Range Organics	**ND**	37	NWTPH-Dx	12-17-25	12-17-25	X2
Lube Oil	**150**	74	NWTPH-Dx	12-17-25	12-17-25	X2
Surrogate:	*Percent Recovery*	*Control Limits*				
o-Terphenyl	*68*	*50-150*				
Client ID:	**RI-DP10-12.0**					
Laboratory ID:	12-159-06					
Diesel Range Organics	**100**	54	NWTPH-Dx	12-17-25	12-17-25	
Lube Oil Range Organics	**500**	110	NWTPH-Dx	12-17-25	12-17-25	
Surrogate:	*Percent Recovery*	*Control Limits*				
o-Terphenyl	*67*	*50-150*				
Client ID:	**RI-DP10-12.0**					
Laboratory ID:	12-159-06					
Diesel Range Organics	**58**	54	NWTPH-Dx	12-17-25	12-17-25	X2
Lube Oil Range Organics	**ND**	110	NWTPH-Dx	12-17-25	12-17-25	X2
Surrogate:	*Percent Recovery*	*Control Limits*				
o-Terphenyl	*65*	*50-150*				
Client ID:	**RI-DP11-11.0**					
Laboratory ID:	12-159-09					
Diesel Range Organics	**ND**	30	NWTPH-Dx	12-17-25	12-17-25	
Lube Oil Range Organics	**ND**	60	NWTPH-Dx	12-17-25	12-17-25	
Surrogate:	*Percent Recovery*	*Control Limits*				
o-Terphenyl	*64*	*50-150*				
Client ID:	**RI-DP11-11.0**					
Laboratory ID:	12-159-09					
Diesel Range Organics	**ND**	30	NWTPH-Dx	12-17-25	12-17-25	X2
Lube Oil Range Organics	**ND**	60	NWTPH-Dx	12-17-25	12-17-25	X2
Surrogate:	*Percent Recovery*	*Control Limits*				
o-Terphenyl	*65*	*50-150*				

This report pertains to the samples analyzed in accordance with the chain of custody, and is intended only for the use of the individual or company to whom it is addressed.

Date of Report: December 22, 2025
Samples Submitted: December 12, 2025
Laboratory Reference: 2512-159
Project: 17613-012-01 T400

DIESEL AND HEAVY OIL RANGE ORGANICS
NWTPH-Dx

Matrix: Soil
Units: mg/Kg (ppm)

Analyte	Result	PQL	Method	Date Prepared	Date Analyzed	Flags
Client ID:	**RI-DUP-20251211**					
Laboratory ID:	12-159-11					
Diesel Fuel #2	**150**	30	NWTPH-Dx	12-17-25	12-17-25	N
Lube Oil	**980**	60	NWTPH-Dx	12-17-25	12-17-25	
Surrogate:	*Percent Recovery*	*Control Limits*				
o-Terphenyl	*69*	*50-150*				

Analyte	Result	PQL	Method	Date Prepared	Date Analyzed	Flags
Client ID:	**RI-DUP-20251211**					
Laboratory ID:	12-159-11					
Diesel Fuel #2	**130**	30	NWTPH-Dx	12-17-25	12-17-25	N,X2
Lube Oil	**680**	60	NWTPH-Dx	12-17-25	12-17-25	X2
Surrogate:	*Percent Recovery*	*Control Limits*				
o-Terphenyl	*74*	*50-150*				

This report pertains to the samples analyzed in accordance with the chain of custody, and is intended only for the use of the individual or company to whom it is addressed.

Date of Report: December 22, 2025
Samples Submitted: December 12, 2025
Laboratory Reference: 2512-159
Project: 17613-012-01 T400

PAHs EPA 8270E/SIM

Matrix: Soil
Units: mg/Kg

Analyte	Result	PQL	Method	Date Prepared	Date Analyzed	Flags
Client ID:	**RI-DP11-11.0**					
Laboratory ID:	12-159-09					
Naphthalene	**ND**	0.0080	EPA 8270E/SIM	12-15-25	12-15-25	
2-Methylnaphthalene	**ND**	0.0080	EPA 8270E/SIM	12-15-25	12-15-25	
1-Methylnaphthalene	**ND**	0.0080	EPA 8270E/SIM	12-15-25	12-15-25	
Acenaphthylene	**ND**	0.0080	EPA 8270E/SIM	12-15-25	12-15-25	
Acenaphthene	**ND**	0.0080	EPA 8270E/SIM	12-15-25	12-15-25	
Fluorene	**ND**	0.0080	EPA 8270E/SIM	12-15-25	12-15-25	
Phenanthrene	**ND**	0.0080	EPA 8270E/SIM	12-15-25	12-15-25	
Anthracene	**ND**	0.0080	EPA 8270E/SIM	12-15-25	12-15-25	
Fluoranthene	**ND**	0.0080	EPA 8270E/SIM	12-15-25	12-15-25	
Pyrene	**ND**	0.0080	EPA 8270E/SIM	12-15-25	12-15-25	
Benzo[a]anthracene	**ND**	0.0080	EPA 8270E/SIM	12-15-25	12-15-25	
Chrysene	**ND**	0.0080	EPA 8270E/SIM	12-15-25	12-15-25	
Benzo[b]fluoranthene	**ND**	0.0080	EPA 8270E/SIM	12-15-25	12-15-25	
Benzo(j,k)fluoranthene	**ND**	0.0080	EPA 8270E/SIM	12-15-25	12-15-25	
Benzo[a]pyrene	**ND**	0.0080	EPA 8270E/SIM	12-15-25	12-15-25	
Indeno(1,2,3-c,d)pyrene	**ND**	0.0080	EPA 8270E/SIM	12-15-25	12-15-25	
Dibenz[a,h]anthracene	**ND**	0.0080	EPA 8270E/SIM	12-15-25	12-15-25	
Benzo[g,h,i]perylene	**ND**	0.0080	EPA 8270E/SIM	12-15-25	12-15-25	
Surrogate:	*Percent Recovery*	*Control Limits*				
2-Fluorobiphenyl	*83*	*49-135*				
Pyrene-d10	*84*	*57-135*				
Terphenyl-d14	*76*	*58-135*				

This report pertains to the samples analyzed in accordance with the chain of custody, and is intended only for the use of the individual or company to whom it is addressed.

Date of Report: December 22, 2025
Samples Submitted: December 12, 2025
Laboratory Reference: 2512-159
Project: 17613-012-01 T400

TOTAL LEAD
EPA 6010D

Matrix: Soil
Units: mg/Kg (ppm)

Analyte	Result	PQL	Method	Date Prepared	Date Analyzed	Flags
Client ID:	**RI-DP6-10.5**					
Laboratory ID:	12-159-01					
Lead	**11**	10	EPA 6010D	12-16-25	12-17-25	
Client ID:	**RI-DP7-10.5**					
Laboratory ID:	12-159-02					
Lead	**98**	9.8	EPA 6010D	12-16-25	12-17-25	
Client ID:	**RI-DP8-10.5**					
Laboratory ID:	12-159-03					
Lead	**660**	6.2	EPA 6010D	12-16-25	12-17-25	
Client ID:	**RI-DP9-10.5**					
Laboratory ID:	12-159-05					
Lead	**83**	7.4	EPA 6010D	12-16-25	12-17-25	
Client ID:	**RI-DP10-12.0**					
Laboratory ID:	12-159-06					
Lead	**ND**	11	EPA 6010D	12-16-25	12-17-25	

This report pertains to the samples analyzed in accordance with the chain of custody,
and is intended only for the use of the individual or company to whom it is addressed.

Date of Report: December 22, 2025
Samples Submitted: December 12, 2025
Laboratory Reference: 2512-159
Project: 17613-012-01 T400

DIESEL AND HEAVY OIL RANGE ORGANICS
NWTPH-Dx
QUALITY CONTROL

Matrix: Soil
Units: mg/Kg (ppm)

Analyte	Result	PQL	Method	Date Prepared	Date Analyzed	Flags
METHOD BLANK						
Laboratory ID:	MB1217S1					
Diesel Range Organics	**ND**	25	NWTPH-Dx	12-17-25	12-17-25	
Lube Oil Range Organics	**ND**	50	NWTPH-Dx	12-17-25	12-17-25	
Surrogate:	*Percent Recovery*	*Control Limits*				
o-Terphenyl	*82*	*50-150*				
Laboratory ID:	MB1217S1					
Diesel Range Organics	**ND**	25	NWTPH-Dx	12-17-25	12-17-25	X2
Lube Oil Range Organics	**ND**	50	NWTPH-Dx	12-17-25	12-17-25	X2
Surrogate:	*Percent Recovery*	*Control Limits*				
o-Terphenyl	*91*	*50-150*				

Analyte	Result		Spike Level		Source Result	Percent Recovery	Recovery Limits	RPD	RPD Limit	Flags
DUPLICATE										
Laboratory ID:	12-159-11									
	ORIG	DUP								
Diesel Fuel #2	**129**	**116**	NA	NA		NA	NA	11	40	
Lube Oil	**816**	**784**	NA	NA		NA	NA	4	40	
Surrogate:										
o-Terphenyl						*69* *65*	*50-150*			
Laboratory ID:	12-159-11									
	ORIG	DUP								
Diesel Fuel #2	**110**	**102**	NA	NA		NA	NA	8	40	X2
Lube Oil	**564**	**557**	NA	NA		NA	NA	1	40	X2
Surrogate:										
o-Terphenyl						*74* *69*	*50-150*			
SPIKE BLANK										
Laboratory ID:	SB1217S1									
Diesel Fuel #2	**80.0**		100		NA	**80**	54-114	NA	NA	
Surrogate:										
o-Terphenyl						*73*	*50-150*			
Laboratory ID:	SB1217S1 SG									
Diesel Fuel #2	**84.6**		100		NA	**85**	54-114	NA	NA	X2
Surrogate:										
o-Terphenyl						*83*	*50-150*			

This report pertains to the samples analyzed in accordance with the chain of custody, and is intended only for the use of the individual or company to whom it is addressed.

Date of Report: December 22, 2025
Samples Submitted: December 12, 2025
Laboratory Reference: 2512-159
Project: 17613-012-01 T400

PAHs EPA 8270E/SIM
QUALITY CONTROL

Matrix: Soil
Units: mg/Kg

Analyte	Result	PQL	Method	Date Prepared	Date Analyzed	Flags
METHOD BLANK						
Laboratory ID:	MB1215S1					
Naphthalene	**ND**	0.0067	EPA 8270E/SIM	12-15-25	12-15-25	
2-Methylnaphthalene	**ND**	0.0067	EPA 8270E/SIM	12-15-25	12-15-25	
1-Methylnaphthalene	**ND**	0.0067	EPA 8270E/SIM	12-15-25	12-15-25	
Acenaphthylene	**ND**	0.0067	EPA 8270E/SIM	12-15-25	12-15-25	
Acenaphthene	**ND**	0.0067	EPA 8270E/SIM	12-15-25	12-15-25	
Fluorene	**ND**	0.0067	EPA 8270E/SIM	12-15-25	12-15-25	
Phenanthrene	**ND**	0.0067	EPA 8270E/SIM	12-15-25	12-15-25	
Anthracene	**ND**	0.0067	EPA 8270E/SIM	12-15-25	12-15-25	
Fluoranthene	**ND**	0.0067	EPA 8270E/SIM	12-15-25	12-15-25	
Pyrene	**ND**	0.0067	EPA 8270E/SIM	12-15-25	12-15-25	
Benzo[a]anthracene	**ND**	0.0067	EPA 8270E/SIM	12-15-25	12-15-25	
Chrysene	**ND**	0.0067	EPA 8270E/SIM	12-15-25	12-15-25	
Benzo[b]fluoranthene	**ND**	0.0067	EPA 8270E/SIM	12-15-25	12-15-25	
Benzo(j,k)fluoranthene	**ND**	0.0067	EPA 8270E/SIM	12-15-25	12-15-25	
Benzo[a]pyrene	**ND**	0.0067	EPA 8270E/SIM	12-15-25	12-15-25	
Indeno(1,2,3-c,d)pyrene	**ND**	0.0067	EPA 8270E/SIM	12-15-25	12-15-25	
Dibenz[a,h]anthracene	**ND**	0.0067	EPA 8270E/SIM	12-15-25	12-15-25	
Benzo[g,h,i]perylene	**ND**	0.0067	EPA 8270E/SIM	12-15-25	12-15-25	
Surrogate:	*Percent Recovery*	*Control Limits*				
2-Fluorobiphenyl	*88*	*49-135*				
Pyrene-d10	*80*	*57-135*				
Terphenyl-d14	*71*	*58-135*				

This report pertains to the samples analyzed in accordance with the chain of custody,
and is intended only for the use of the individual or company to whom it is addressed.

Date of Report: December 22, 2025
Samples Submitted: December 12, 2025
Laboratory Reference: 2512-159
Project: 17613-012-01 T400

PAHs EPA 8270E/SIM
QUALITY CONTROL

Matrix: Soil
Units: mg/Kg

Analyte	Result		Spike Level		Percent Recovery		Recovery Limits	RPD	RPD Limit	Flags
SPIKE BLANKS										
Laboratory ID:	SB1215S1									
	SB	SBD	SB	SBD	SB	SBD				
Naphthalene	**0.0754**	**0.0744**	0.0833	0.0833	91	89	63-109	1	15	
Acenaphthylene	**0.0771**	**0.0766**	0.0833	0.0833	93	92	67-113	1	15	
Acenaphthene	**0.0781**	**0.0775**	0.0833	0.0833	94	93	68-109	1	15	
Fluorene	**0.0748**	**0.0759**	0.0833	0.0833	90	91	68-111	1	15	
Phenanthrene	**0.0737**	**0.0742**	0.0833	0.0833	88	89	64-115	1	15	
Anthracene	**0.0728**	**0.0736**	0.0833	0.0833	87	88	71-128	1	15	
Fluoranthene	**0.0760**	**0.0773**	0.0833	0.0833	91	93	71-117	2	22	
Pyrene	**0.0703**	**0.0731**	0.0833	0.0833	84	88	72-115	4	18	
Benzo[a]anthracene	**0.0793**	**0.0792**	0.0833	0.0833	95	95	65-126	0	15	
Chrysene	**0.0735**	**0.0756**	0.0833	0.0833	88	91	69-119	3	15	
Benzo[b]fluoranthene	**0.0743**	**0.0727**	0.0833	0.0833	89	87	65-122	2	17	
Benzo(j,k)fluoranthene	**0.0770**	**0.0802**	0.0833	0.0833	92	96	69-120	4	16	
Benzo[a]pyrene	**0.0765**	**0.0773**	0.0833	0.0833	92	93	70-120	1	15	
Indeno(1,2,3-c,d)pyrene	**0.0752**	**0.0753**	0.0833	0.0833	90	90	65-123	0	15	
Dibenz[a,h]anthracene	**0.0751**	**0.0761**	0.0833	0.0833	90	91	71-117	1	15	
Benzo[g,h,i]perylene	**0.0751**	**0.0765**	0.0833	0.0833	90	92	71-116	2	15	
Surrogate:										
2-Fluorobiphenyl					*82*	*88*	*49-135*			
Pyrene-d10					*81*	*82*	*57-135*			
Terphenyl-d14					*78*	*78*	*58-135*			

This report pertains to the samples analyzed in accordance with the chain of custody,
and is intended only for the use of the individual or company to whom it is addressed.

Date of Report: December 22, 2025
Samples Submitted: December 12, 2025
Laboratory Reference: 2512-159
Project: 17613-012-01 T400

TOTAL LEAD
EPA 6010D
QUALITY CONTROL

Matrix: Soil
Units: mg/Kg (ppm)

Analyte	Result	PQL	Method	Date Prepared	Date Analyzed	Flags
METHOD BLANK						
Laboratory ID:	MB1216SM1					
Lead	**ND**	5.0	EPA 6010D	12-16-25	12-16-25	

Analyte	Result		Spike Level		Source Result	Percent Recovery		Recovery Limits	RPD	RPD Limit	Flags
DUPLICATE											
Laboratory ID:	12-190-01										
	ORIG	DUP									
Lead	**10.1**	**6.83**	NA	NA		NA		NA	39	20	C
MATRIX SPIKES											
Laboratory ID:	12-190-01										
	MS	MSD	MS	MSD		MS	MSD				
Lead	**259**	**273**	250	250	10.1	**100**	**105**	75-125	5	20	
SPIKE BLANK											
Laboratory ID:	SB1216SM1										
Lead	**297**		250		N/A	**119**		80-120			

This report pertains to the samples analyzed in accordance with the chain of custody, and is intended only for the use of the individual or company to whom it is addressed.

Date of Report: December 22, 2025
Samples Submitted: December 12, 2025
Laboratory Reference: 2512-159
Project: 17613-012-01 T400

% MOISTURE

Client ID	Lab ID	% Moisture	Date Analyzed
RI-DP6-10.5	12-159-01	**50**	12-16-25
RI-DP7-10.5	12-159-02	**49**	12-16-25
RI-DP8-10.5	12-159-03	**20**	12-16-25
RI-DP9-10.5	12-159-05	**33**	12-16-25
RI-DP10-12.0	12-159-06	**54**	12-16-25
RI-DP11-11.0	12-159-09	**16**	12-16-25
RI-DUP-20251211	12-159-11	**16**	12-16-25

This report pertains to the samples analyzed in accordance with the chain of custody,
and is intended only for the use of the individual or company to whom it is addressed.

OnSite Environmental Inc.

Data Qualifiers and Abbreviations

A - Due to a high sample concentration, the amount spiked is insufficient for meaningful MS/MSD recovery data.

B - The analyte indicated was also found in the blank sample.

C - The duplicate RPD is outside control limits due to high result variability when analyte concentrations are within five times the quantitation limit.

E - The value reported exceeds the quantitation range and is an estimate.

F - Surrogate recovery data is not available due to the high concentration of coeluting target compounds.

H - The analyte indicated is a common laboratory solvent and may have been introduced during sample preparation, and be impacting the sample result.

I - Compound recovery is outside of the control limits.

J - The value reported was below the practical quantitation limit. The value is an estimate.

K - Sample duplicate RPD is outside control limits due to sample inhomogeneity. The sample was re-extracted and re-analyzed with similar results.

L - The RPD is outside of the control limits.

M - Hydrocarbons in the gasoline range are impacting the diesel range result.

M1 - Hydrocarbons in the gasoline range (toluene-naphthalene) are present in the sample.

N - Hydrocarbons in the lube oil range are impacting the diesel range result.

N1 - Hydrocarbons in diesel range are impacting lube oil range results.

O - Hydrocarbons indicative of heavier fuels are present in the sample and are impacting the gasoline result.

P - The RPD of the detected concentrations between the two columns is greater than 40.

Q - Surrogate recovery is outside of the control limits.

S - Surrogate recovery data is not available due to the necessary dilution of the sample.

T - The sample chromatogram is not similar to a typical _____.

U - The analyte was analyzed for, but was not detected above the reported sample quantitation limit.

U1 - The practical quantitation limit is elevated due to interferences present in the sample.

V - Matrix Spike/Matrix Spike Duplicate recoveries are outside control limits due to matrix effects.

W - Matrix Spike/Matrix Spike Duplicate RPD are outside control limits due to matrix effects.

X - Sample extract treated with a mercury cleanup procedure.

X1 - Sample extract treated with a sulfuric acid/silica gel cleanup procedure.

X2 - Sample extract treated with a silica gel cleanup procedure.

Y - The calibration verification for this analyte exceeded the 20% drift specified in methods 8260 & 8270, and therefore the reported result should be considered an estimate. The overall performance of the calibration verification standard met the acceptance criteria of the method.

Y1 - Negative effects of the matrix from this sample on the instrument caused values for this analyte in the bracketing continuing calibration verification standard (CCVs) to be outside of 20% acceptance criteria. Because of this, quantitation limits and sample concentrations should be considered estimates.

Z -

ND - Not Detected at PQL
PQL - Practical Quantitation Limit
RPD - Relative Percent Difference

This report pertains to the samples analyzed in accordance with the chain of custody, and is intended only for the use of the individual or company to whom it is addressed.

Chain of Custody

OnSite Environmental Inc.
Analytical Laboratory Testing Services
14648 NE 95th Street • Redmond, WA 98052
Phone: (425) 883-3881 • www.onsite-env.com

Company: GeoEngineers Inc.
Project Number: 17613-012-01 Task 400
Project Name: Mercy Housing - Mt Rainier Field
Project Manager: Jacob Letts
Sampled by: Max Henry Nelson Meredith Rush

Turnaround Request (in working days)
(Check One)
☐ Same Day ☐ 1 Day
☐ 2 Days ☐ 3 Days
☒ Standard (7 Days)
☐ _____ (other)

Laboratory Number: 12-159

Lab ID	Sample Identification	Date Sampled	Time Sampled	Matrix	Number of Containers	NWTPH-HCID	NWTPH-Gx/BTEX (8021☐ 8260☐)	NWTPH-Gx	NWTPH-Dx (SG Clean-up ☐) by acid/silica SGC	Volatiles 8260	Halogenated Volatiles 8260	EDB EPA 8011 (Waters Only)	Semivolatiles 8270/SIM (with low-level PAHs)	PAHs 8270/SIM (low-level)	PCBs 8082	Organochlorine Pesticides 8081	Organophosphorus Pesticides 8270/SIM	Chlorinated Acid Herbicides 8151	Total RCRA Metals	Total MTCA Metals	TCLP Metals	HEM (oil and grease) 1664	Lead by EPA 6000/7000	Hold			% Moisture
1	RI-DP6-10.5	12/11/25	1120	S	4				X														X				8
2	RI-DP7-10.5		1157		5				X														X				
3	RI-DP8-10.5		1342						X														X	~~X~~	MB		
4	RI-DP8-13.5		1347																					X			
5	RI-DP9-10.5		1218						X														X				9
6	RI-DP10-12.0		1300						X														X				
7	RI-DP10-13.5		1310																					X			
8	RI-DP10-15.0		1320																					X			
9	RI-DP11-11.0		1011		6				X					X													6
10	RI-DP12-13.0		1034		5																			X			

	Signature	Company	Date	Time
Relinquished	[signature]	GEI	12/12/25	0900
Received	Van	Spdy	12/12/25	0900
Relinquished	Van	Spdy	12/12/25	1037
Received	[signature]	OSE	12/12/25	1037
Relinquished				
Received				
Reviewed/Date		Reviewed/Date		

Comments/Special Instructions
Hold additional bottles for potential follow-up analysis

Data Package: Standard ☐ Level III ☐ Level IV ☐
Chromatograms with final report ☐ Electronic Data Deliverables (EDDs) ☐

Chain of Custody

OnSite Environmental Inc.
Analytical Laboratory Testing Services
14648 NE 95th Street • Redmond, WA 98052
Phone: (425) 883-3881 • www.onsite-env.com

Company: GeoEngineers Inc
Project Number: 17613-02-01 Task 400
Project Name: Neray Housing-Mt Baker TOD
Project Manager: Jacob Letts
Sampled by: Max Henry Nelson / Meredith Bush

Turnaround Request (in working days)
(Check One)
☐ Same Day ☐ 1 Day
☐ 2 Days ☐ 3 Days
☒ Standard (7 Days)
☐ _____ (other)

Laboratory Number: 12-159

Lab ID	Sample Identification	Date Sampled	Time Sampled	Matrix	Number of Containers	NWTPH-HCID	NWTPH-Gx/BTEX (8021☐ 8260☐)	NWTPH-Gx	NWTPH-Dx (SG Clean-up☐) Wand w/ SG	Volatiles 8260	Halogenated Volatiles 8260	EDB EPA 8011 (Waters Only)	Semivolatiles 8270/SIM (with low-level PAHs)	PAHs 8270/SIM (low-level)	PCBs 8082	Organochlorine Pesticides 8081	Organophosphorus Pesticides 8270/SIM	Chlorinated Acid Herbicides 8151	Total RCRA Metals	Total MTCA Metals	TCLP Metals	HEM (oil and grease) 1664	Lead				% Moisture
☆ 11	RI-DUP-20251211	12/11/25	0600	S	5				X													X					X

	Signature	Company	Date	Time
Relinquished		GEI	12/12/25	0900
Received	Van	Eddy	12/12/25	0900
Relinquished	Van	Eddy	12/12/25	1037
Received		8oz	12/12/25	1037
Relinquished				
Received				
Reviewed/Date		Reviewed/Date		

Comments/Special Instructions
☆ $ 4oz jar, not 8oz jar

Data Package: Standard ☐ Level III ☐ Level IV ☐
Chromatograms with final report ☐ Electronic Data Deliverables (EDDs) ☐

File :X:\DIESELS\Teri\Data\T251217.SEC\1217-T63.D
Operator : LH
Acquired : 17 Dec 2025 16:37 using AcqMethod T251020F.M
Instrument : Teri
Sample Name: 12-159-02
Misc Info : RearSamp
Vial Number: 63

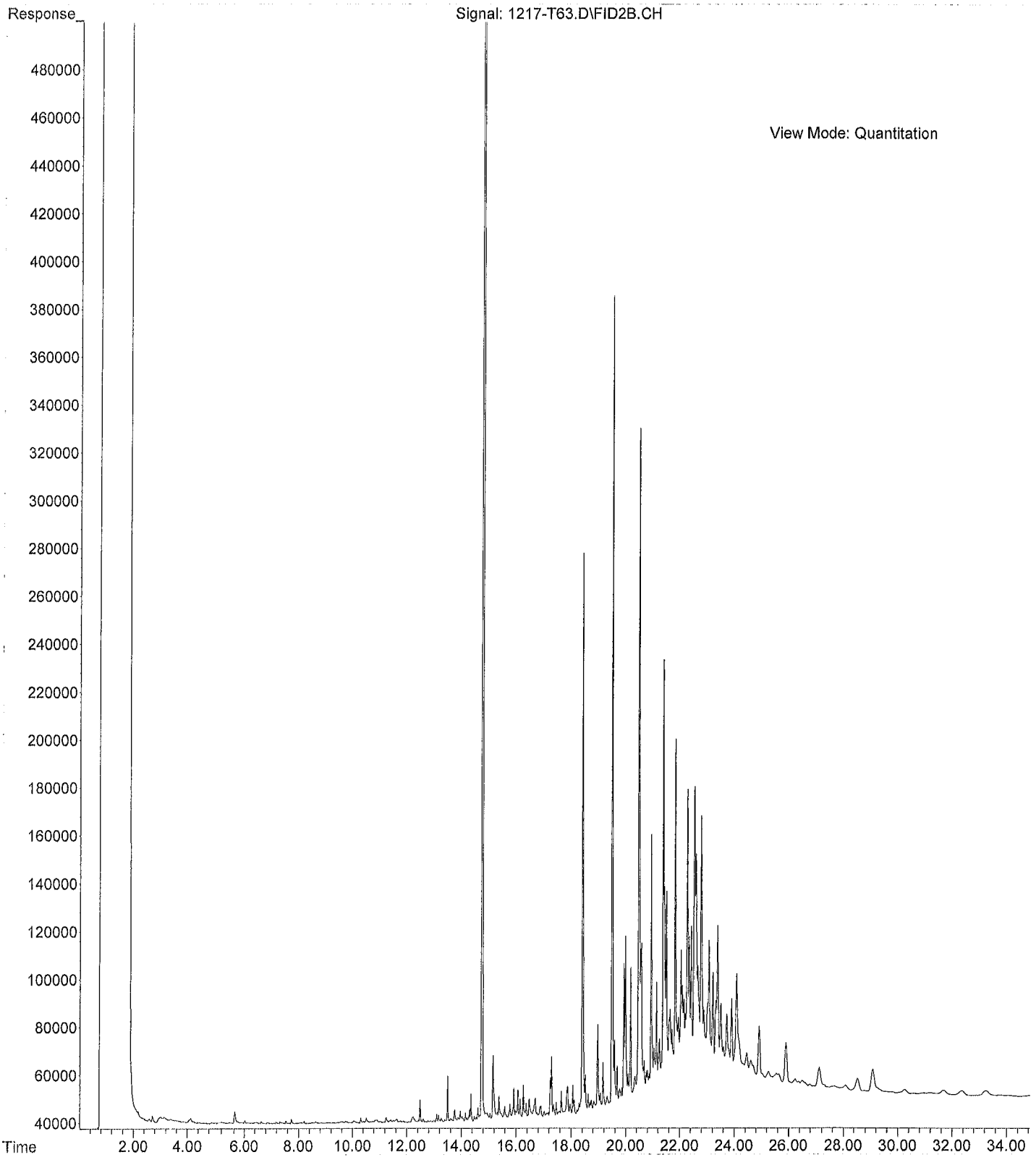

File :X:\DIESELS\Vigo\Data\V251217\1217-V07.D
Operator : LH
Acquired : 17 Dec 2025 13:12 using AcqMethod V251017F.M
Instrument : Vigo
Sample Name: 12-159-03
Misc Info : Sample
Vial Number: 7

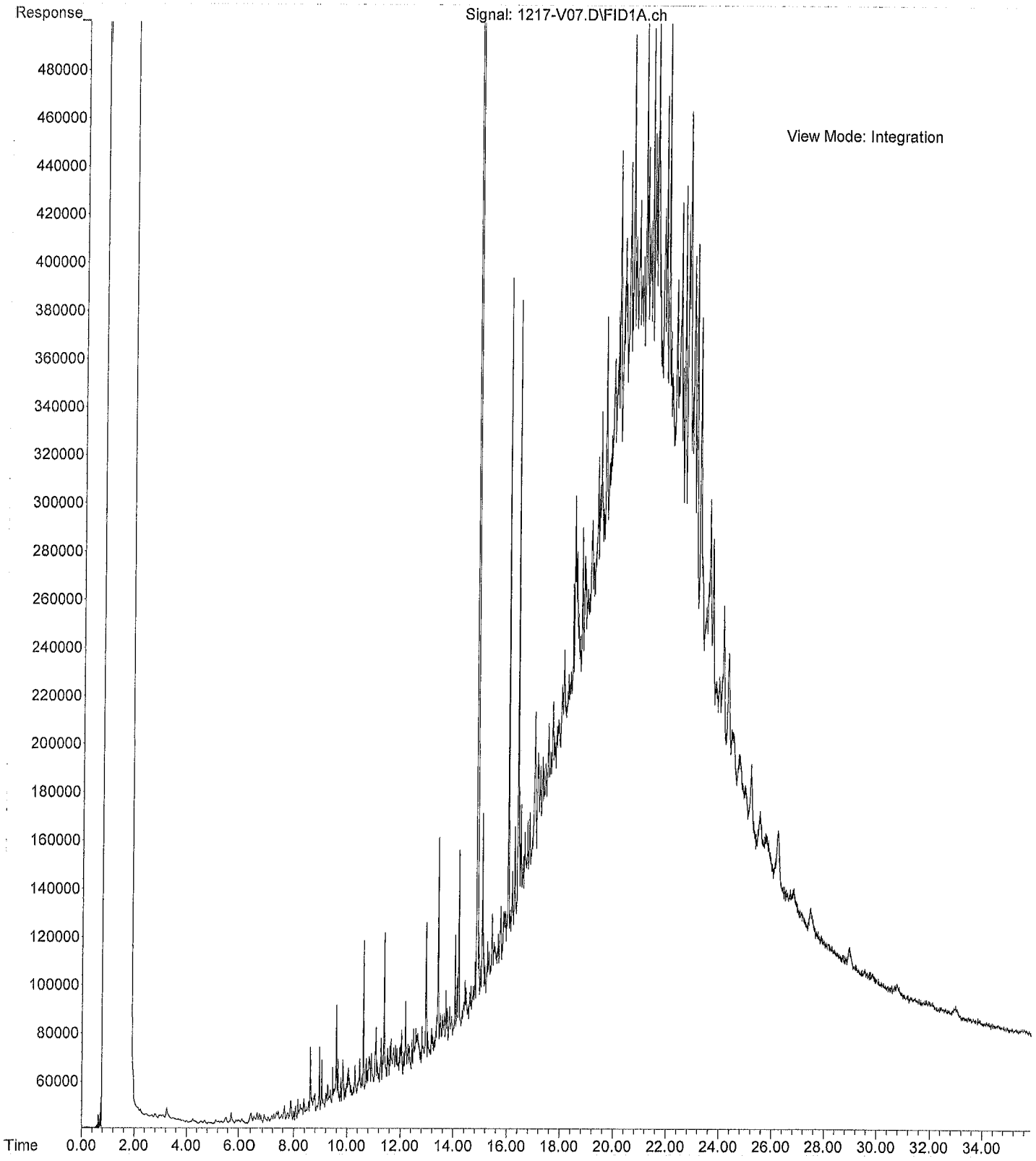

File :X:\DIESELS\Vigo\Data\V251217\1217-V06.D
Operator : LH
Acquired : 17 Dec 2025 12:06 using AcqMethod V251017F.M
Instrument : Vigo
Sample Name: 12-159-03 SG
Misc Info : Sample
Vial Number: 6

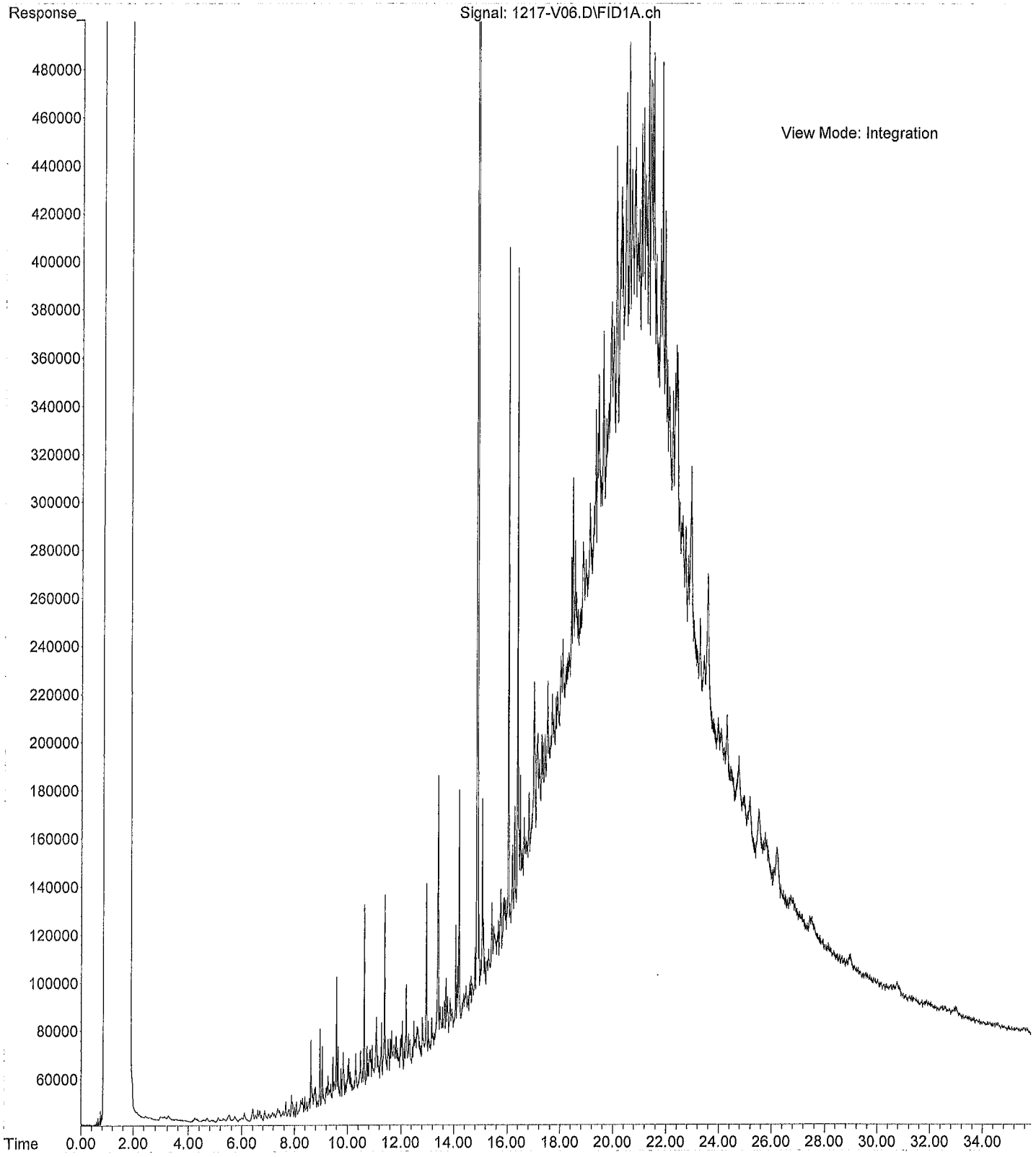

File :X:\DIESELS\Vigo\Data\V251217\1217-V15.D
Operator : LH
Acquired : 17 Dec 2025 19:16 using AcqMethod V251017F.M
Instrument : Vigo
Sample Name: 12-159-05
Misc Info : Sample
Vial Number: 15

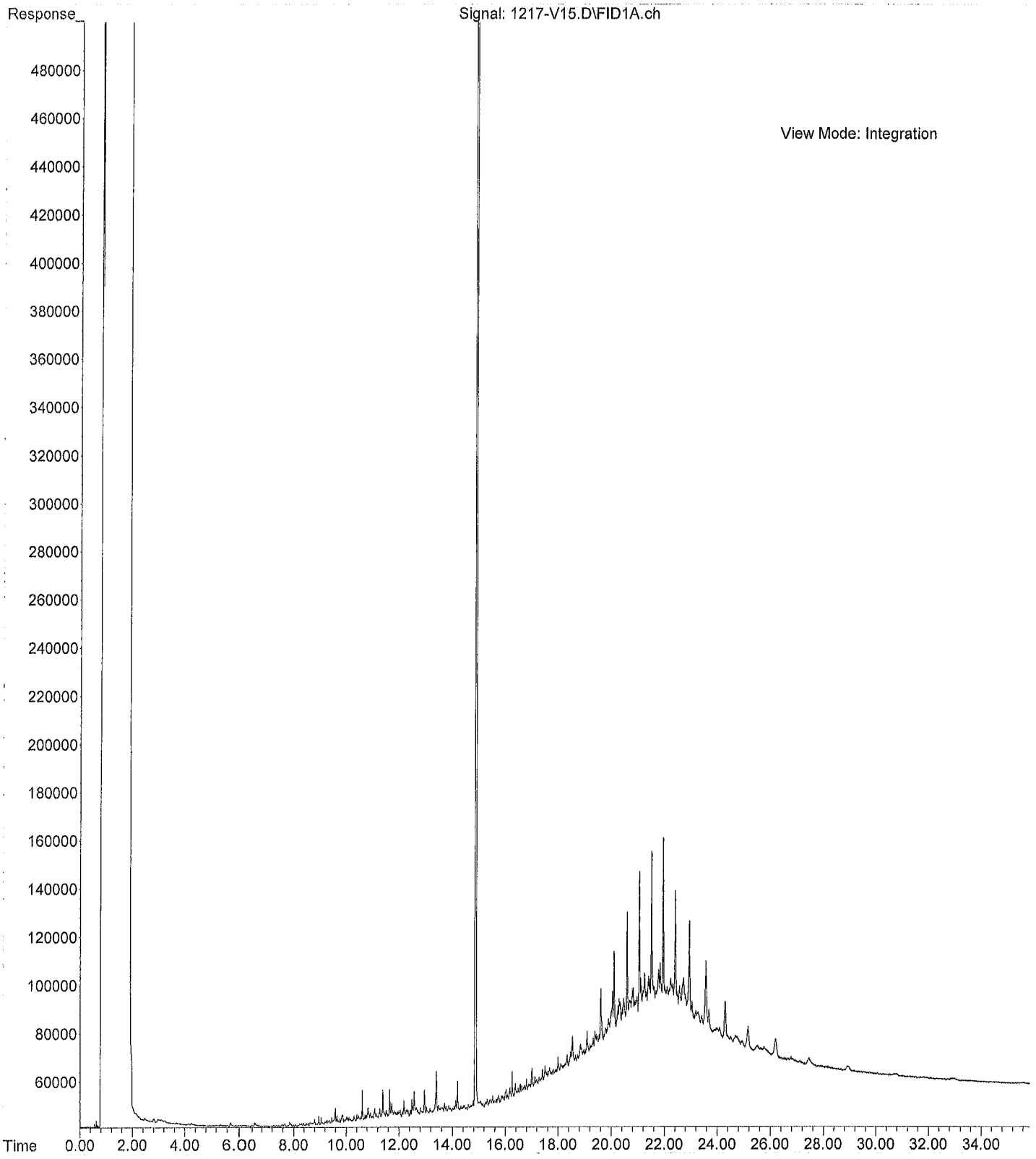

File :X:\DIESELS\Vigo\Data\V251217\1217-V13.D
Operator : LH
Acquired : 17 Dec 2025 17:55 using AcqMethod V251017F.M
Instrument : Vigo
Sample Name: 12-159-05 SG
Misc Info : Sample
Vial Number: 13

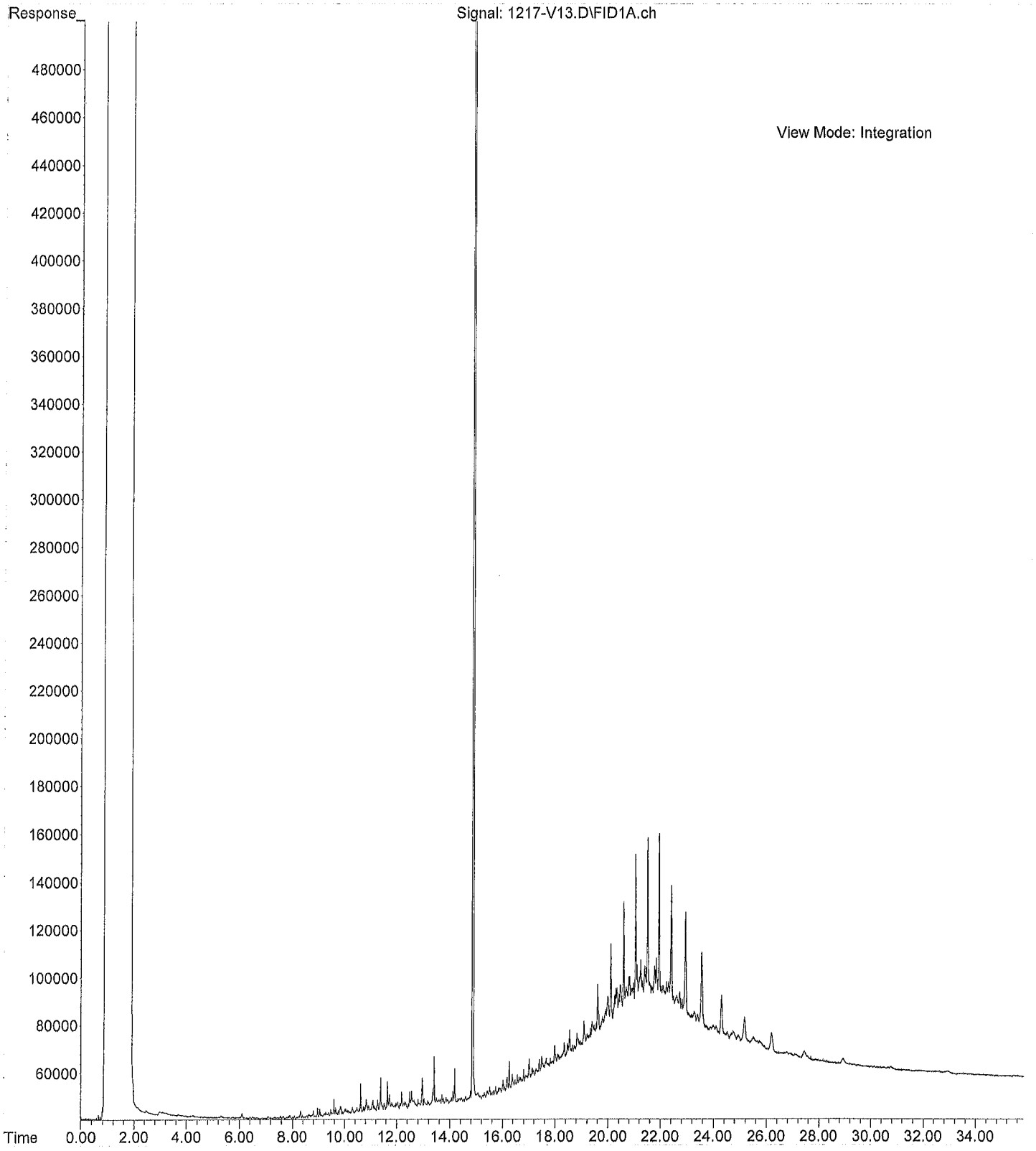

File :X:\DIESELS\Vigo\Data\V251217\1217-V11.D
Operator : LH
Acquired : 17 Dec 2025 16:34 using AcqMethod V251017F.M
Instrument : Vigo
Sample Name: 12-159-06
Misc Info : Sample
Vial Number: 11

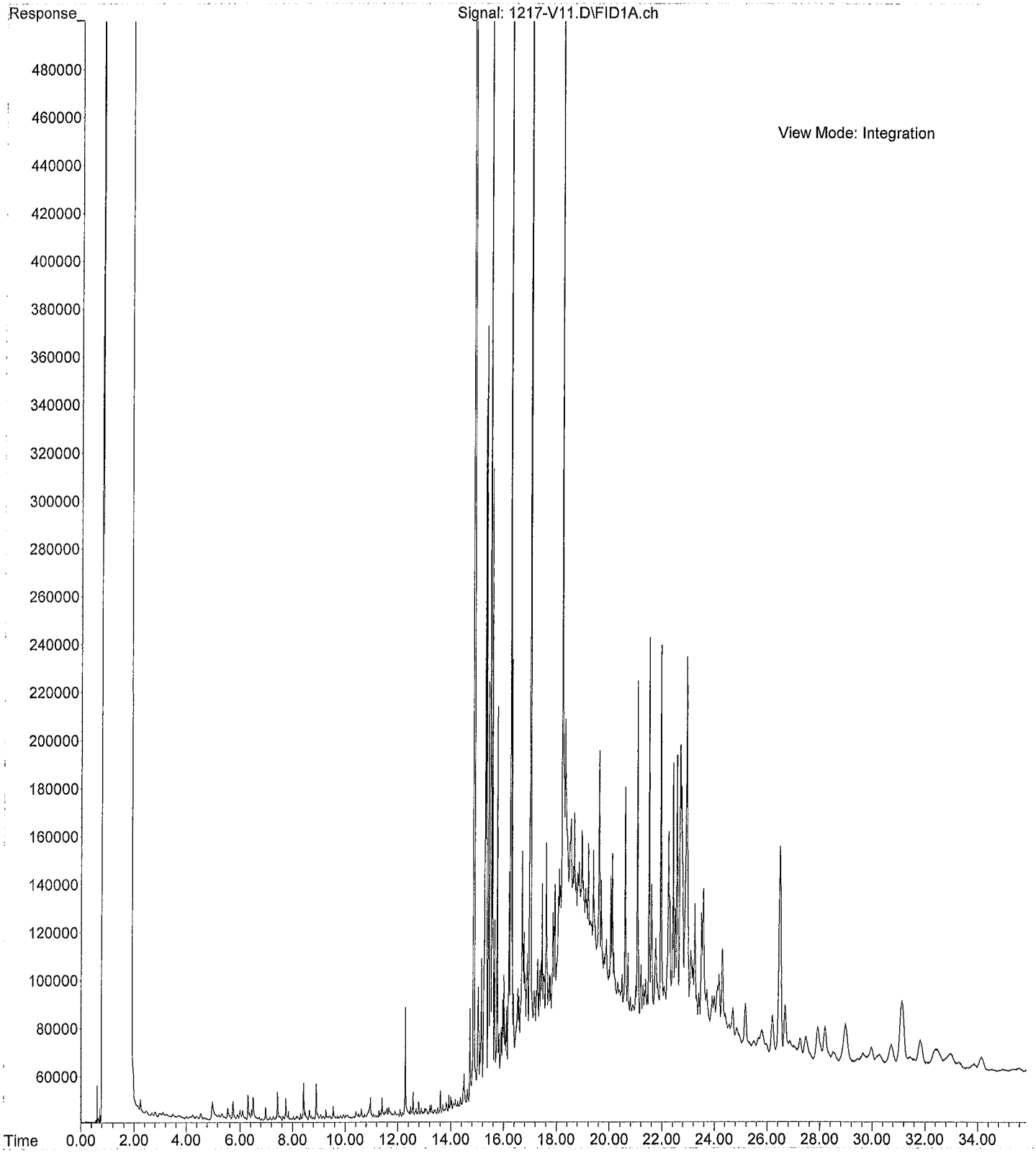

File :X:\DIESELS\Vigo\Data\V251217\1217-V09.D
Operator : LH
Acquired : 17 Dec 2025 15:13 using AcqMethod V251017F.M
Instrument : Vigo
Sample Name: 12-159-06 SG
Misc Info : Sample
Vial Number: 9

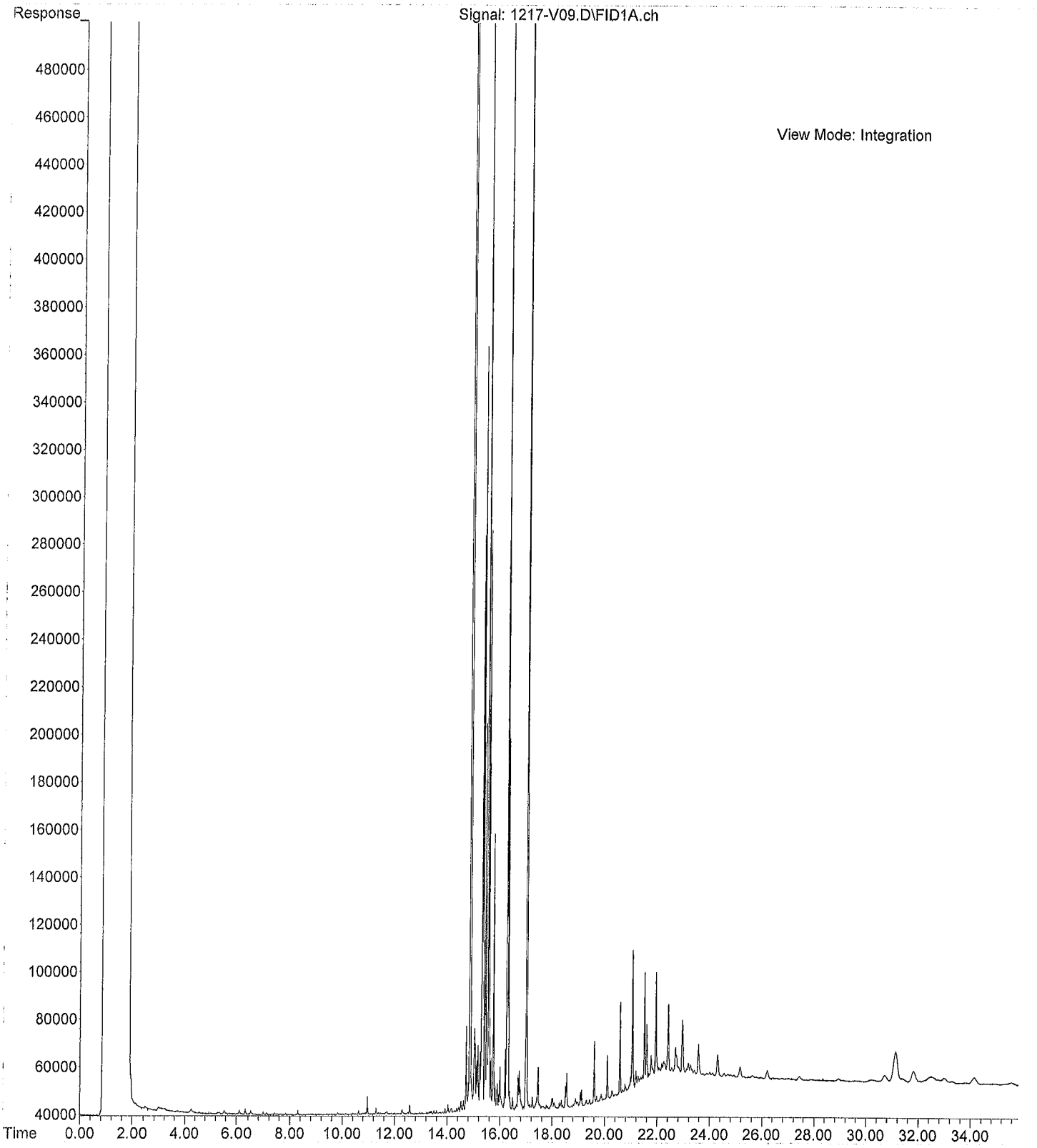

File :X:\DIESELS\Vigo\Data\V251217.SEC\1217-V63.D
Operator : LH
Acquired : 17 Dec 2025 17:55 using AcqMethod V251017F.M
Instrument : Vigo
Sample Name: 12-159-11 ~~DUP~~
Misc Info : RearSamp
Vial Number: 63

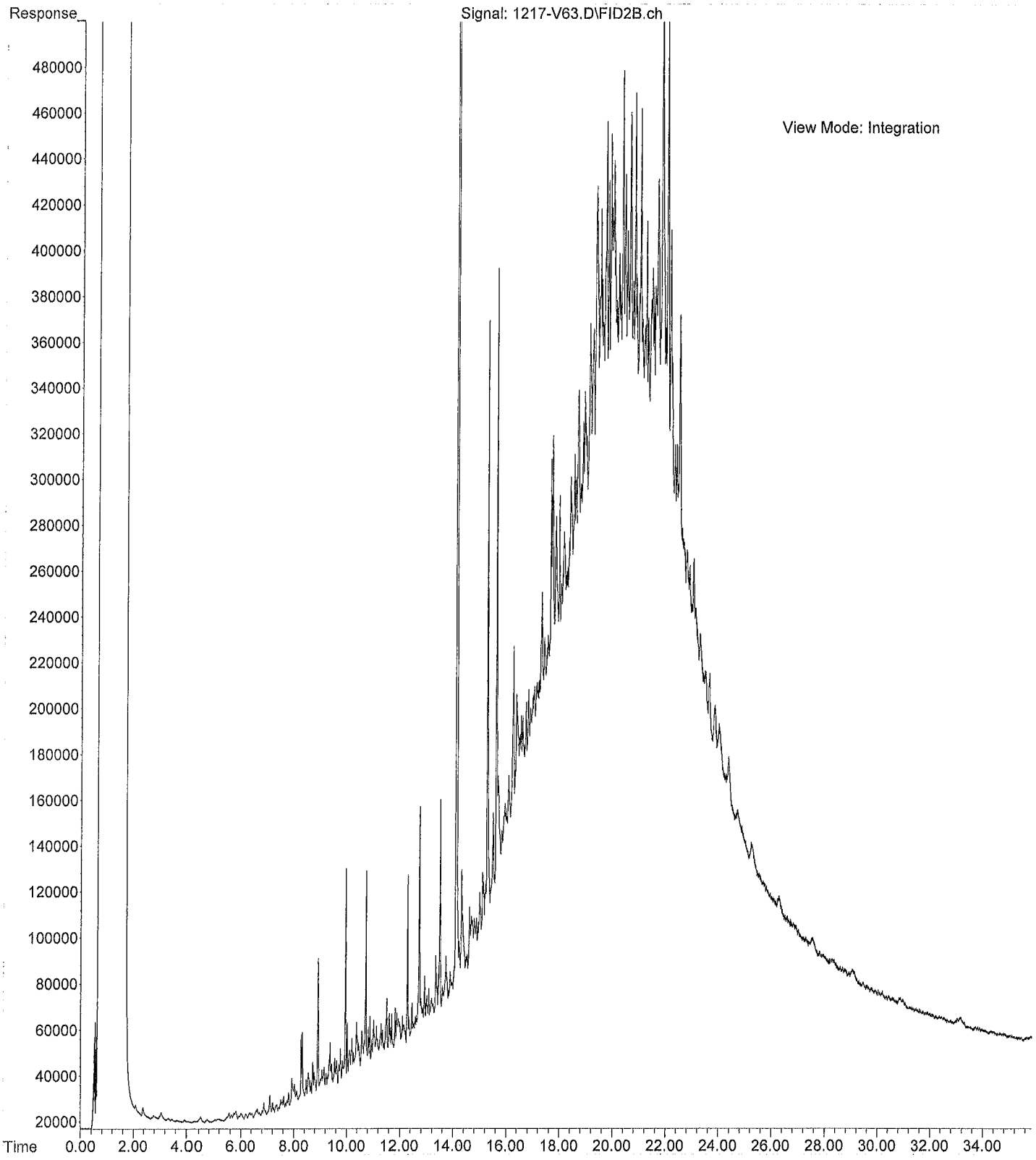

File :X:\DIESELS\Vigo\Data\V251217.SEC\1217-V57.D
Operator : LH
Acquired : 17 Dec 2025 13:12 using AcqMethod V251017F.M
Instrument : Vigo
Sample Name: 12-159-11 ~~DUP~~ SG
Misc Info : RearSamp
Vial Number: 57

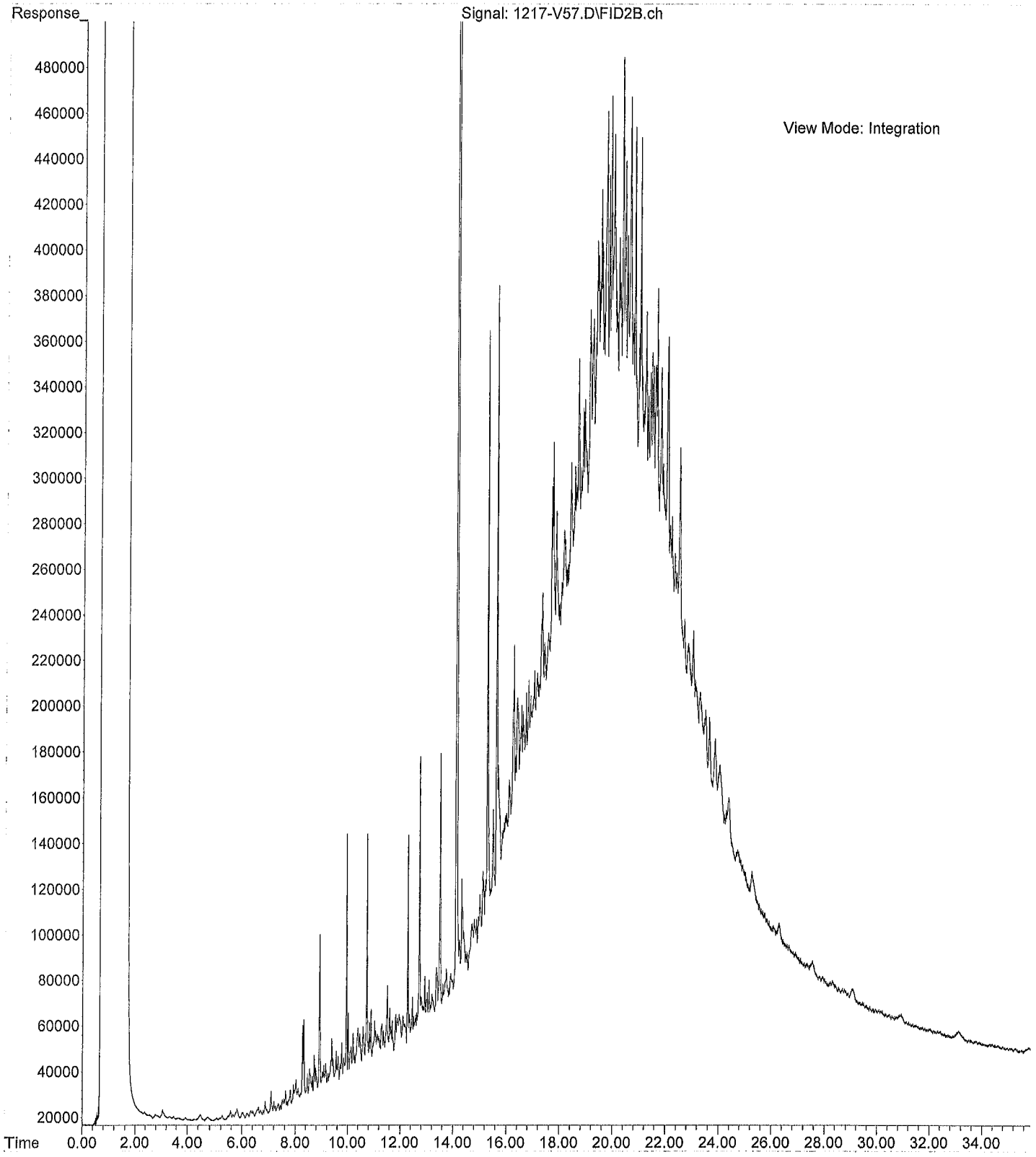

GeoEngineers

Data Validation Report

1101 Fawcett Avenue, Suite 200, Tacoma, Washington 98402, Telephone: 253.383.4940 www.geoengineers.com

Project:	Mercy Housing –Mt. Baker Station, UW Laundry Property Environmental Services January, February, and April 2025 Soil and Groundwater Samples
File:	17613-012-01
Date:	July 23, 2025

This report documents the results of a United States Environmental Protection Agency (USEPA)-defined Stage 2A data validation (USEPA Document 540-R-08-005; USEPA, 2009) of analytical data from the analyses of soil and water samples collected as part of the January, February, and April 2025 sampling events, and the associated laboratory and field quality control (QC) samples. The samples were obtained from the University of Washington (UW) Mount Baker Laundry Site (Site) located at 2901 27th Avenue South in Seattle, Washington.

Objective and Quality Control Elements

GeoEngineers, Inc. (GeoEngineers) completed the data validation consistent with the USEPA Contract Laboratory Program National Functional Guidelines for Organic Superfund Methods Data Review (USEPA, 2020a) and Inorganic Superfund Methods Data Review (USEPA, 2020b) (National Functional Guidelines) to determine if the laboratory analytical results meet the project objectives and are usable for their intended purpose. Data usability was assessed by determining if:

- The samples were analyzed using well-defined and acceptable methods that provide reporting limits below applicable regulatory criteria;
- The precision and accuracy of the data are well-defined and sufficient to provide defensible data; and
- The quality assurance/quality control (QA/QC) procedures utilized by the laboratory meet acceptable industry practices and standards.

The data validation included review of the following QC elements:

- Data Package Completeness
- Chain-of-Custody Documentation
- Holding Times and Sample Preservation
- Surrogate Recoveries
- Method and Trip Blanks
- Matrix Spikes/Matrix Spike Duplicates
- Laboratory Control Samples/Laboratory Control Sample Duplicates
- Laboratory/Field Duplicates
- Miscellaneous

Validated Sample Delivery Groups

This data validation included review of the sample delivery groups (SDGs) listed below in Table 1.

TABLE 1. SUMMARY OF VALIDATED SAMPLE DELIVERY GROUPS

LABORATORY SDG	SAMPLES VALIDATED
2501-113	GEI-2-10.0
2501-172	GEI-1-5.0
2502-020	RI-B1-8.8, RI-DP1-3-4, RI-DP1-12-13, RI-DP1-19-20, RI-DP3-4-5, RI-DP3-8.5-9.5, RI-DP3-14-15, RI-DP4-4-5, RI-DP4-13-14, RI-DP4-19-20, RI-MW4-13.0, RI-MW4-19.0, RI-MW4-26.5
2502-057	RI-DP1-250204, RI-DP2-250204, RI-DP4-250204, TB-250204
2502-058	RI-DP2-4.0, RI-DP2-13.0, RI-DP2-14.0, RI-MW1-8.0, RI-MW1-10.5, RI-MW1-13.5, RI-MW1-18.6, RI-MW5-6.5, RI-MW5-13.0, RI-MW5-19.0
2502-311	RI-DP5-1.0, RI-DP5-3.0, RI-DP5-9.5, RI-MW2-6.0, RI-MW2-10.5, RI-MW2-15.5
2502-375	RI-MW3-5.0, RI-MW3-8.8, SDUP-250227, RI-MW3-10.5
2504-467	IDW-1
2504-467B	IDW-1

Chemical Analysis Performed

OnSite Environmental, Inc. (OnSite) of Redmond, Washington, performed laboratory analyses on the samples using one or more of the following methods:

- Gasoline-range Hydrocarbons (NWTPH-Gx) by Method NWTPH-Gx;
- Petroleum Hydrocarbons (NWTPH-Dx) by Method NWTPH-Dx;
- Petroleum Hydrocarbons with Silica Gel (SG) Cleanup (NWTPH-Dx/SG) by Method NWTPH-Dx/SG;
- Volatile Organic Compounds (VOCs) by Method SW8260D;
- Polycyclic Aromatic Hydrocarbons (PAHs) by Method EPA8270E-SIM;
- Total Metals by Method SW6010D or SW7471B; and
- Toxicity Characteristic Leaching Procedure (TCLP) for Total Metals by Method SW6010D

Data Validation Summary

The results for each of the QC elements are summarized below.

DATA PACKAGE COMPLETENESS

OnSite provided the required deliverables for the data validation according to the National Functional Guidelines. The laboratory followed adequate corrective action processes and the identified anomalies were discussed in the relevant laboratory case narrative.

CHAIN-OF-CUSTODY DOCUMENTATION

Chain-of-custody (COC) forms were provided with the laboratory analytical reports. The COCs were accurate and complete when submitted to the laboratory.

HOLDING TIMES AND SAMPLE PRESERVATION

The sample holding time is defined as the time that elapses between sample collection and sample analysis. Maximum holding time criteria exist for each analysis to help ensure that the analyte concentrations found at the time of analysis reflect the concentration present at the time of sample collection. Established holding times were met for each analysis. The sample coolers arrived at the laboratory within the appropriate temperatures of between two and six degrees Celsius.

SURROGATE RECOVERIES

A surrogate compound is a compound that is chemically similar to the organic analytes of interest, but unlikely to be found in an environmental sample. Surrogates are used for organic analyses and are added to the samples, standards, and blanks to serve as an accuracy and specificity check of each analysis. The surrogates are added to the samples at a known concentration and percent recoveries are calculated following analysis. The surrogate percent recoveries for field samples were within the laboratory control limits.

METHOD AND TRIP BLANKS

Method Blanks

Method blanks are analyzed to ensure that laboratory procedures and reagents do not introduce measurable concentrations of the analytes of interest. A method blank was analyzed with each batch of samples, at a frequency of 1 per 20 samples. For each sample batch, method blanks for the applicable methods were analyzed at the required frequency. None of the analytes of interest were detected in the method blanks.

Trip Blanks

Trip blanks are analyzed to provide an indication as to whether volatile compounds have cross-contaminated other like samples within the transportation process to the laboratory. None of the analytes of interest were detected in the trip blank.

MATRIX SPIKES/MATRIX SPIKE DUPLICATES

Since the actual analyte concentration in an environmental sample is not known, the accuracy of a particular analysis is usually inferred by performing a matrix spike (MS) analysis on one sample from the associated batch, known as the parent sample. One aliquot of the sample is analyzed in the normal manner and then a second aliquot of the sample is spiked with a known amount of analyte concentration and analyzed. From these analyses, a percent recovery is calculated. Matrix spike duplicate (MSD) analyses are generally performed for organic analyses as a precision check and analyzed in the same sequence as a matrix spike. Using the result values from the MS and MSD, the relative percent difference (RPD) is calculated. The percent recovery control limits for MS and MSD analyses are specified in the laboratory documents, as are the RPD control limits for MS/MSD sample sets.

One MS/MSD analysis should be performed for every analytical batch or every 20 field samples, whichever is more frequent. The frequency requirements were met for each analysis and the percent recovery and RPD values were within the proper control limits, with the following exceptions:

SDG 2502-058: (Total Metals) The laboratory performed an MS/MSD sample set with QC outliers; however, it was performed on a sample that was not representative of the field samples collected by GeoEngineers. For this reason, no action was required.

SDG 2502-311: (Total Metals) The laboratory performed an MS/MSD sample set on Sample RI-DP5-1.0. The percent recovery for total barium was less than the control limits in the MSD digested on 2/28/2025; however, the percent recovery for this target analyte was within the control limits in the corresponding MS. No action was required for this outlier.

LABORATORY CONTROL SAMPLES/LABORATORY CONTROL SAMPLE DUPLICATES

A laboratory control sample (LCS) is a blank sample that is spiked with a known amount of analyte and then analyzed. An LCS is similar to an MS, but without the possibility of matrix interference. Given that matrix interference is not an issue, the LCS/LCSD control limits for accuracy and precision are usually more rigorous than for MS/MSD analyses. Additionally, data qualification based on LCS/LCSD analyses would apply to all samples in the associated batch, instead of just the parent sample. The percent recovery control limits for LCS and LCSD analyses are specified in the laboratory documents, as are the RPD control limits for LCS/LCSD sample sets.

One LCS/LCSD analysis should be performed for every analytical batch or every 20 field samples, whichever is more frequent. The frequency requirements were met for each analysis and the percent recovery and RPD values were within the proper control limits, with the following exceptions:

SDG 2502-057: (VOCs) The RPD for dichlorodifluoromethane was greater than the control limit in the LCS/LCSD extracted on 2/6/2025. There were no positive results for this target analyte in the associated field samples; therefore, no qualifications were required.

SDG 2502-058: (VOCs) The RPD for carbon disulfide was greater than the control limit in the LCS/LCSD extracted on 2/6/2025. There were no positive results for this target analyte in the associated field samples; therefore, no qualifications were required.

LABORATORY DUPLICATES

Internal laboratory duplicate analyses are performed to monitor the precision of the analyses. Two separate aliquots of a sample are analyzed as distinct samples in the laboratory and the RPD between the two results is calculated. Duplicate analyses should be performed once per analytical batch. If one or more of the samples used has a concentration less than five times the reporting limit for that sample, the absolute difference is used instead of the RPD. The RPD control limits are specified in the laboratory documents. Laboratory duplicates were analyzed at the proper frequency and the specified acceptance criteria were met, with the following exceptions:

SDG 2502-020: (NWTPH-Dx) The laboratory performed a laboratory duplicate sample set with a QC outlier; however, it was performed on a sample that was not representative of the field samples collected by GeoEngineers. For this reason, no action was required.

(NWTPH-Dx/SG) The laboratory performed a laboratory duplicate sample set with a QC outlier; however, it was performed on a sample that was not representative of the field samples collected by GeoEngineers. For this reason, no action was required.

(Total Metals) The laboratory performed a laboratory duplicate sample set with a QC outlier; however, it was performed on a sample that was not representative of the field samples collected by GeoEngineers. For this reason, no action was required.

SDG 2502-058: (Total Metals) The laboratory performed a laboratory duplicate sample set with QC outliers; however, it was performed on a sample that was not representative of the field samples collected by GeoEngineers. For this reason, no action was required.

FIELD DUPLICATES

In order to assess precision, field duplicate samples were collected and analyzed along with the reviewed sample batches. The duplicate samples were analyzed for the same parameters as the associated parent samples. Precision is determined by calculating the RPD between each pair of samples. If one or more of the sample analytes has a concentration less than five times the reporting limit for that sample, then the absolute difference is used instead of the RPD. The RPD control limit for soil samples is 35 percent.

SDG 2502-375: One field duplicate sample pair, RI-MW3-8.8 and SDUP-250227, was submitted with this SDG. The precision criteria for the target analytes were met for this sample pair, with the exception of 2-Butanone, acenaphthene, acetone, chrysene, total lead, lube oil-range hydrocarbons, m,p-Xylene, and o-Xylene. The positive results and reporting limit for these target analytes were qualified as estimated (J and UJ, accordingly) in this sample pair.

MISCELLANEOUS

SDG 2502-375: (NWTPH-Dx and NWTPH-Dx/SG) The positive results for diesel-range hydrocarbons in Samples RI-MW3-8.8, SDUP-250227, and RI-MW3-10.5 appear to be impacted by lube oil-range hydrocarbons in the sample concentrations. For this reason, the positive results for this target analyte were qualified as estimated (J) in these samples.

Overall Assessment

As was determined by this data validation, the laboratory followed the specified analytical methods. Accuracy was acceptable, as demonstrated by the surrogate, LCS/LCSD, and MS/MSD percent recovery values, with the exceptions noted above. Precision was acceptable, as demonstrated by the LCS/LCSD, MS/MSD, and laboratory/field duplicate RPD values, with the exceptions noted above.

The data are acceptable for the intended use, with the following qualifications listed below in Table 2.

TABLE 2. SUMMARY OF QUALIFIED SAMPLES

SAMPLE ID	ANALYTE	QUALIFIER	REASON
RI-MW3-8.8	2-Butanone	J	Field Duplicate Precision
	Acenaphthene	UJ	Field Duplicate Precision
	Acetone	J	Field Duplicate Precision
	Chrysene	J	Field Duplicate Precision
	Diesel-range hydrocarbons	J	See Miscellaneous
	Diesel-range hydrocarbons (SG)	J	See Miscellaneous
	Total lead	J	Field Duplicate Precision
	Lube oil-range hydrocarbons	J	Field Duplicate Precision
	m,p-Xylene	J	Field Duplicate Precision
	o-Xylene	J	Field Duplicate Precision
SDUP-250227	2-Butanone	J	Field Duplicate Precision
	Acenaphthene	J	Field Duplicate Precision
	Acetone	J	Field Duplicate Precision
	Chrysene	J	Field Duplicate Precision
	Diesel-range hydrocarbons	J	See Miscellaneous
	Diesel-range hydrocarbons (SG)	J	See Miscellaneous
	Total lead	J	Field Duplicate Precision
	Lube oil-range hydrocarbons	J	Field Duplicate Precision
	m,p-Xylene	J	Field Duplicate Precision
	o-Xylene	J	Field Duplicate Precision
RI-MW3-10.5	Diesel-range hydrocarbons	J	See Miscellaneous
	Diesel-range hydrocarbons (SG)	J	See Miscellaneous

References

U.S. Environmental Protection Agency (USEPA). “Guidance for Labeling Externally Validated Laboratory Analytical Data for Superfund Use,” EPA-540-R-08-005. January 2009.

U.S. Environmental Protection Agency (USEPA) 2020a. Contract Laboratory Program National Functional Guidelines for Organic Superfund Methods Data Review, EPA-540-R-20-005. November 2020.

U.S. Environmental Protection Agency (USEPA) 2020b. Contract Laboratory Program National Functional Guidelines for Inorganic Superfund Methods Data Review, EPA-542-R-20-006. November 2020.

Disclaimer: Any electronic form, facsimile or hard copy of the original document (email, text, table, and/or figure), if provided, and any attachments are only a copy of the original document. The original document is stored by GeoEngineers, Inc. and will serve as the official document of record.

GeoEngineers

Data Validation Report

1101 Fawcett Avenue, Suite 200, Tacoma, Washington 98402, Telephone: 253.383.4940 www.geoengineers.com

Project:	Mercy Housing –Mt. Baker Station, UW Laundry Property Environmental Services February and March 2025 (Q1) Groundwater Samples
File:	17613-012-01
Date:	July 23, 2025

This report documents the results of a United States Environmental Protection Agency (USEPA)-defined Stage 2A data validation (USEPA Document 540-R-08-005; USEPA, 2009) of analytical data from the analyses of water samples collected as part of the February and March 2025 sampling events, and the associated laboratory and field quality control (QC) samples. The samples were obtained from the University of Washington (UW) Mount Baker Laundry Site (Site) located at 2901 27th Avenue South in Seattle, Washington.

Objective and Quality Control Elements

GeoEngineers, Inc. (GeoEngineers) completed the data validation consistent with the USEPA Contract Laboratory Program National Functional Guidelines for Organic Superfund Methods Data Review (USEPA, 2020) (National Functional Guidelines) to determine if the laboratory analytical results meet the project objectives and are usable for their intended purpose. Data usability was assessed by determining if:

- The samples were analyzed using well-defined and acceptable methods that provide reporting limits below applicable regulatory criteria;
- The precision and accuracy of the data are well-defined and sufficient to provide defensible data; and
- The quality assurance/quality control (QA/QC) procedures utilized by the laboratory meet acceptable industry practices and standards.

The data validation included review of the following QC elements:

- Data Package Completeness
- Chain-of-Custody Documentation
- Holding Times and Sample Preservation
- Surrogate Recoveries
- Method Blanks
- Matrix Spikes/Matrix Spike Duplicates
- Laboratory Control Samples/Laboratory Control Sample Duplicates
- Laboratory/Field Duplicates

Validated Sample Delivery Groups

This data validation included review of the sample delivery groups (SDGs) listed below in Table 1.

TABLE 1. SUMMARY OF VALIDATED SAMPLE DELIVERY GROUPS

LABORATORY SDG	SAMPLES VALIDATED
2502-073	R1-MW1-020625, DUP-1-020625, R1-MW4-020625, R1-MW5-020625
2503-074	RI-MW2-250305, RI-MW3-250305

Chemical Analysis Performed

OnSite Environmental, Inc. (OnSite) of Redmond, Washington, performed laboratory analyses on the samples using the following methods:

- Gasoline-range Hydrocarbons (NWTPH-Gx) by Method NWTPH-Gx;
- Petroleum Hydrocarbons (NWTPH-Dx) by Method NWTPH-Dx;
- Petroleum Hydrocarbons with Silica Gel (SG) Cleanup (NWTPH-Dx/SG) by Method NWTPH-Dx/SG; and
- Volatile Organic Compounds (VOCs) by Method SW8260D

Data Validation Summary

The results for each of the QC elements are summarized below.

DATA PACKAGE COMPLETENESS

OnSite provided the required deliverables for the data validation according to the National Functional Guidelines. The laboratory followed adequate corrective action processes and the identified anomalies were discussed in the relevant laboratory case narrative.

CHAIN-OF-CUSTODY DOCUMENTATION

Chain-of-custody (COC) forms were provided with the laboratory analytical reports. The COCs were accurate and complete when submitted to the laboratory.

HOLDING TIMES AND SAMPLE PRESERVATION

The sample holding time is defined as the time that elapses between sample collection and sample analysis. Maximum holding time criteria exist for each analysis to help ensure that the analyte concentrations found at the time of analysis reflect the concentration present at the time of sample collection. Established holding times were met for each analysis. The sample coolers arrived at the laboratory within the appropriate temperatures of between two and six degrees Celsius.

SURROGATE RECOVERIES

A surrogate compound is a compound that is chemically similar to the organic analytes of interest, but unlikely to be found in an environmental sample. Surrogates are used for organic analyses and are added to the samples, standards, and blanks to serve as an accuracy and specificity check of each analysis. The surrogates are added to the samples at a known concentration and percent recoveries are calculated

following analysis. The surrogate percent recoveries for field samples were within the laboratory control limits.

METHOD BLANKS

Method blanks are analyzed to ensure that laboratory procedures and reagents do not introduce measurable concentrations of the analytes of interest. A method blank was analyzed with each batch of samples, at a frequency of 1 per 20 samples. For each sample batch, method blanks for the applicable methods were analyzed at the required frequency. None of the analytes of interest were detected in the method blanks.

MATRIX SPIKES/MATRIX SPIKE DUPLICATES

Since the actual analyte concentration in an environmental sample is not known, the accuracy of a particular analysis is usually inferred by performing a matrix spike (MS) analysis on one sample from the associated batch, known as the parent sample. One aliquot of the sample is analyzed in the normal manner and then a second aliquot of the sample is spiked with a known amount of analyte concentration and analyzed. From these analyses, a percent recovery is calculated. Matrix spike duplicate (MSD) analyses are generally performed for organic analyses as a precision check and analyzed in the same sequence as a matrix spike. Using the result values from the MS and MSD, the relative percent difference (RPD) is calculated. The percent recovery control limits for MS and MSD analyses are specified in the laboratory documents, as are the RPD control limits for MS/MSD sample sets.

A laboratory control sample/laboratory control sample duplicate (LCS/LCSD) sample set was performed in lieu of a MS/MSD analysis.

LABORATORY CONTROL SAMPLES/LABORATORY CONTROL SAMPLE DUPLICATES

A laboratory control sample (LCS) is a blank sample that is spiked with a known amount of analyte and then analyzed. An LCS is similar to an MS, but without the possibility of matrix interference. Given that matrix interference is not an issue, the LCS/LCSD control limits for accuracy and precision are usually more rigorous than for MS/MSD analyses. Additionally, data qualification based on LCS/LCSD analyses would apply to all samples in the associated batch, instead of just the parent sample. The percent recovery control limits for LCS and LCSD analyses are specified in the laboratory documents, as are the RPD control limits for LCS/LCSD sample sets.

One LCS/LCSD analysis should be performed for every analytical batch or every 20 field samples, whichever is more frequent. The frequency requirements were met for each analysis and the percent recovery and RPD values were within the proper control limits, with the following exceptions:

SDG 2502-073: (VOCs) The percent recoveries for vinyl acetate were greater than the control limits in the LCS/LCSD extracted on 2/10/2025. There were no positive results for this target analyte in the associated field samples; therefore, no qualifications were required.

LABORATORY DUPLICATES

Internal laboratory duplicate analyses are performed to monitor the precision of the analyses. Two separate aliquots of a sample are analyzed as distinct samples in the laboratory and the RPD between the two results

is calculated. Duplicate analyses should be performed once per analytical batch. If one or more of the samples used has a concentration less than five times the reporting limit for that sample, the absolute difference is used instead of the RPD. The RPD control limits are specified in the laboratory documents. Laboratory duplicates were analyzed at the proper frequency and the specified acceptance criteria were met.

FIELD DUPLICATES

In order to assess precision, field duplicate samples were collected and analyzed along with the reviewed sample batches. The duplicate samples were analyzed for the same parameters as the associated parent samples. Precision is determined by calculating the RPD between each pair of samples. If one or more of the sample analytes has a concentration less than five times the reporting limit for that sample, then the absolute difference is used instead of the RPD. The RPD control limit for water samples is 20 percent.

SDG 2503-073: One field duplicate sample pair, R1-MW1-020625 and DUP-1-020625, was submitted with this SDG. The precision criteria for the target analytes were met for this sample pair.

Overall Assessment

As was determined by this data validation, the laboratory followed the specified analytical methods. Accuracy was acceptable, as demonstrated by the surrogate and LCS/LCSD percent recovery values, with the exceptions noted above. Precision was acceptable, as demonstrated by the LCS/LCSD and laboratory/field duplicate RPD values.

No analytical results were qualified. The data are acceptable for the intended use.

References

U.S. Environmental Protection Agency (USEPA). "Guidance for Labeling Externally Validated Laboratory Analytical Data for Superfund Use," EPA-540-R-08-005. January 2009.

U.S. Environmental Protection Agency (USEPA). Contract Laboratory Program National Functional Guidelines for Organic Superfund Methods Data Review, EPA-540-R-20-005. November 2020.

Disclaimer: Any electronic form, facsimile or hard copy of the original document (email, text, table, and/or figure), if provided, and any attachments are only a copy of the original document. The original document is stored by GeoEngineers, Inc. and will serve as the official document of record.

GeoEngineers

Data Validation Report

1101 Fawcett Avenue, Suite 200, Tacoma, Washington 98402, Telephone: 253.383.4940 www.geoengineers.com

Project:	Mercy Housing –Mt. Baker Station, UW Laundry Property Environmental Services April 2025 (Q2) Groundwater Samples
File:	17613-012-01
Date:	July 23, 2025

This report documents the results of a United States Environmental Protection Agency (USEPA)-defined Stage 2A data validation (USEPA Document 540-R-08-005; USEPA, 2009) of analytical data from the analyses of water samples collected as part of the April 2025 sampling event, and the associated laboratory and field quality control (QC) samples. The samples were obtained from the University of Washington (UW) Mount Baker Laundry Site (Site) located at 2901 27th Avenue South in Seattle, Washington.

Objective and Quality Control Elements

GeoEngineers, Inc. (GeoEngineers) completed the data validation consistent with the USEPA Contract Laboratory Program National Functional Guidelines for Organic Superfund Methods Data Review (USEPA, 2020) (National Functional Guidelines) to determine if the laboratory analytical results meet the project objectives and are usable for their intended purpose. Data usability was assessed by determining if:

- The samples were analyzed using well-defined and acceptable methods that provide reporting limits below applicable regulatory criteria;
- The precision and accuracy of the data are well-defined and sufficient to provide defensible data; and
- The quality assurance/quality control (QA/QC) procedures utilized by the laboratory meet acceptable industry practices and standards.

The data validation included review of the following QC elements:

- Data Package Completeness
- Chain-of-Custody Documentation
- Holding Times and Sample Preservation
- Surrogate Recoveries
- Method and Trip Blanks
- Matrix Spikes/Matrix Spike Duplicates
- Laboratory Control Samples/Laboratory Control Sample Duplicates
- Laboratory/Field Duplicates

Validated Sample Delivery Groups

This data validation included review of the sample delivery group (SDG) listed below in Table 1.

TABLE 1. SUMMARY OF VALIDATED SAMPLE DELIVERY GROUPS

LABORATORY SDG	SAMPLES VALIDATED
2504-466	RI-MW1-250429, RI-MW2-250429, RI-MW3-250429, RI-DUP-250429, RI-MW4-250430, RI-MW5-250430, TB-250429

Chemical Analysis Performed

OnSite Environmental, Inc. (OnSite) of Redmond, Washington, performed laboratory analyses on the samples using one or more of the following methods:

- Gasoline-range Hydrocarbons (NWTPH-Gx) by Method NWTPH-Gx;
- Petroleum Hydrocarbons (NWTPH-Dx) by Method NWTPH-Dx;
- Petroleum Hydrocarbons with Silica Gel (SG) Cleanup (NWTPH-Dx/SG) by Method NWTPH-Dx/SG; and
- Volatile Organic Compounds (VOCs) by Method SW8260D

Data Validation Summary

The results for each of the QC elements are summarized below.

DATA PACKAGE COMPLETENESS

OnSite provided the required deliverables for the data validation according to the National Functional Guidelines. The laboratory followed adequate corrective action processes and the identified anomalies were discussed in the relevant laboratory case narrative.

CHAIN-OF-CUSTODY DOCUMENTATION

Chain-of-custody (COC) forms were provided with the laboratory analytical reports. The COCs were accurate and complete when submitted to the laboratory.

HOLDING TIMES AND SAMPLE PRESERVATION

The sample holding time is defined as the time that elapses between sample collection and sample analysis. Maximum holding time criteria exist for each analysis to help ensure that the analyte concentrations found at the time of analysis reflect the concentration present at the time of sample collection. Established holding times were met for each analysis. The sample cooler arrived at the laboratory within the appropriate temperatures of between two and six degrees Celsius.

SURROGATE RECOVERIES

A surrogate compound is a compound that is chemically similar to the organic analytes of interest, but unlikely to be found in an environmental sample. Surrogates are used for organic analyses and are added to the samples, standards, and blanks to serve as an accuracy and specificity check of each analysis. The surrogates are added to the samples at a known concentration and percent recoveries are calculated

following analysis. The surrogate percent recoveries for field samples were within the laboratory control limits.

METHOD AND TRIP BLANKS

Method Blanks

Method blanks are analyzed to ensure that laboratory procedures and reagents do not introduce measurable concentrations of the analytes of interest. A method blank was analyzed with each batch of samples, at a frequency of 1 per 20 samples. For each sample batch, method blanks for the applicable methods were analyzed at the required frequency. None of the analytes of interest were detected in the method blanks.

Trip Blanks

Trip blanks are analyzed to provide an indication as to whether volatile compounds have cross-contaminated other like samples within the transportation process to the laboratory. None of the analytes of interest were detected in the trip blank.

MATRIX SPIKES/MATRIX SPIKE DUPLICATES

Since the actual analyte concentration in an environmental sample is not known, the accuracy of a particular analysis is usually inferred by performing a matrix spike (MS) analysis on one sample from the associated batch, known as the parent sample. One aliquot of the sample is analyzed in the normal manner and then a second aliquot of the sample is spiked with a known amount of analyte concentration and analyzed. From these analyses, a percent recovery is calculated. Matrix spike duplicate (MSD) analyses are generally performed for organic analyses as a precision check and analyzed in the same sequence as a matrix spike. Using the result values from the MS and MSD, the relative percent difference (RPD) is calculated. The percent recovery control limits for MS and MSD analyses are specified in the laboratory documents, as are the RPD control limits for MS/MSD sample sets.

One MS/MSD analysis should be performed for every analytical batch or every 20 field samples, whichever is more frequent. The frequency requirements were met for each analysis and the percent recovery and RPD values were within the proper control limits, with the following exceptions:

SDG 2504-466: (VOCs) The laboratory performed an MS/MSD sample set with QC outliers; however, it was performed on a sample that was not representative of the field samples collected by GeoEngineers. For this reason, no action was required.

LABORATORY CONTROL SAMPLES/LABORATORY CONTROL SAMPLE DUPLICATES

A laboratory control sample (LCS) is a blank sample that is spiked with a known amount of analyte and then analyzed. An LCS is similar to an MS, but without the possibility of matrix interference. Given that matrix interference is not an issue, the LCS/LCSD control limits for accuracy and precision are usually more rigorous than for MS/MSD analyses. Additionally, data qualification based on LCS/LCSD analyses would apply to all samples in the associated batch, instead of just the parent sample. The percent recovery control limits for LCS and LCSD analyses are specified in the laboratory documents, as are the RPD control limits for LCS/LCSD sample sets.

A MS/MSD sample set was performed in lieu of an LCS/LCSD analysis.

LABORATORY DUPLICATES

Internal laboratory duplicate analyses are performed to monitor the precision of the analyses. Two separate aliquots of a sample are analyzed as distinct samples in the laboratory and the RPD between the two results is calculated. Duplicate analyses should be performed once per analytical batch. If one or more of the samples used has a concentration less than five times the reporting limit for that sample, the absolute difference is used instead of the RPD. The RPD control limits are specified in the laboratory documents. Laboratory duplicates were analyzed at the proper frequency and the specified acceptance criteria were met.

FIELD DUPLICATES

In order to assess precision, field duplicate samples were collected and analyzed along with the reviewed sample batches. The duplicate samples were analyzed for the same parameters as the associated parent samples. Precision is determined by calculating the RPD between each pair of samples. If one or more of the sample analytes has a concentration less than five times the reporting limit for that sample, then the absolute difference is used instead of the RPD. The RPD control limit for water samples is 20 percent.

SDG 2504-466: One field duplicate sample pair, RI-MW3-250429 and RI-DUP-250429, was submitted with this SDG. The precision criteria for the target analytes were met for this sample pair.

Overall Assessment

As was determined by this data validation, the laboratory followed the specified analytical methods. Accuracy was acceptable, as demonstrated by the surrogate and MS/MSD percent recovery values, with the exceptions noted above. Precision was acceptable, as demonstrated by the MS/MSD and laboratory/field duplicate RPD values, with the exceptions noted above.

No analytical results were qualified. The data are acceptable for the intended use.

References

U.S. Environmental Protection Agency (USEPA). “Guidance for Labeling Externally Validated Laboratory Analytical Data for Superfund Use,” EPA-540-R-08-005. January 2009.

U.S. Environmental Protection Agency (USEPA). Contract Laboratory Program National Functional Guidelines for Organic Superfund Methods Data Review, EPA-540-R-20-005. November 2020.

Disclaimer: Any electronic form, facsimile or hard copy of the original document (email, text, table, and/or figure), if provided, and any attachments are only a copy of the original document. The original document is stored by GeoEngineers, Inc. and will serve as the official document of record.

GeoEngineers

Data Validation Report

1101 Fawcett Avenue, Suite 200, Tacoma, Washington 98402, Telephone: 253.383.4940 www.geoengineers.com

Project:	Mercy Housing –Mt. Baker Station, UW Laundry Property Environmental Services August 2025 (Q3) Groundwater, November 2025 (Q4) Groundwater, and December 2025 Supplemental Soil Samples
File:	17613-012-01
Date:	January 26, 2026

This report documents the results of a United States Environmental Protection Agency (USEPA)-defined Stage 2A data validation (USEPA Document 540-R-08-005; USEPA, 2009) of analytical data from the analyses of water and soil samples collected as part of the August, November, and December 2025 sampling events, and the associated laboratory and field quality control (QC) samples. The samples were obtained from the University of Washington (UW) Mount Baker Laundry Site (Site) located at 2901 27th Avenue South in Seattle, Washington.

Objective and Quality Control Elements

GeoEngineers, Inc. (GeoEngineers) completed the data validation consistent with the USEPA Contract Laboratory Program National Functional Guidelines for Organic Superfund Methods Data Review (USEPA, 2020a) and Inorganic Superfund Methods Data Review (USEPA, 2020b) (National Functional Guidelines) to determine if the laboratory analytical results meet the project objectives and are usable for their intended purpose. Data usability was assessed by determining if:

- The samples were analyzed using well-defined and acceptable methods that provide reporting limits below applicable regulatory criteria;
- The precision and accuracy of the data are well-defined and sufficient to provide defensible data; and
- The quality assurance/quality control (QA/QC) procedures utilized by the laboratory meet acceptable industry practices and standards.

The data validation included review of the following QC elements:

- Data Package Completeness
- Chain-of-Custody Documentation
- Holding Times and Sample Preservation
- Surrogate Recoveries
- Method and Trip Blanks
- Matrix Spikes/Matrix Spike Duplicates
- Laboratory Control Samples/Laboratory Control Sample Duplicates
- Laboratory/Field Duplicates
- Miscellaneous

Validated Sample Delivery Groups

This data validation included review of the sample delivery groups (SDGs) listed below in Table 1.

TABLE 1. SUMMARY OF VALIDATED SAMPLE DELIVERY GROUPS

LABORATORY SDG	SAMPLES VALIDATED
2508-136	RI-MW1-250812, RI-MW2-250812, RI-MW3-250812, RI-MW4-250812, RI-DUP-250812, RI-MW5-250812, TB-250812
2511-142	RI-MW1-251112, RI-MW2-251112, RI-MW3-251112, RI-DUP-251112, RI-MW4-251112, RI-MW5-251112, TB-251112
2512-159	RI-DP6-10.5, RI-DP7-10.5, RI-DP8-10.5, RI-DUP-20251211, RI-DP9-10.5, RI-DP10-12.0, RI-DP11-11.0
2512-159B	RI-DP8-13.5

Chemical Analysis Performed

OnSite Environmental, Inc. (OnSite) of Redmond, Washington, performed laboratory analyses on the samples using one or more of the following methods:

- Gasoline-range Hydrocarbons (NWTPH-Gx) by Method NWTPH-Gx;
- Petroleum Hydrocarbons (NWTPH-Dx) by Method NWTPH-Dx;
- Petroleum Hydrocarbons with Silica Gel (SG) Cleanup (NWTPH-Dx/SG) by Method NWTPH-Dx/SG;
- Volatile Organic Compounds (VOCs) by Method SW8260D;
- Polycyclic Aromatic Hydrocarbons (PAHs) by Method EPA8270E-SIM;
- Total Metals (Soil) by Method SW6010D; and
- Total and Dissolved Metals (Water) by Method EPA200.8

Data Validation Summary

The results for each of the QC elements are summarized below.

DATA PACKAGE COMPLETENESS

OnSite provided the required deliverables for the data validation according to the National Functional Guidelines. The laboratory followed adequate corrective action processes and the identified anomalies were discussed in the relevant laboratory case narrative.

CHAIN-OF-CUSTODY DOCUMENTATION

Chain-of-custody (COC) forms were provided with the laboratory analytical reports. The COCs were accurate and complete when submitted to the laboratory, with the following exception:

SDG 2512-159: The laboratory noted that a four-ounce jar (not an eight-ounce jar) was received for Sample RI-DUP-20251211. For this reason, the requested total lead analysis was cancelled for this sample.

HOLDING TIMES AND SAMPLE PRESERVATION

The sample holding time is defined as the time that elapses between sample collection and sample analysis. Maximum holding time criteria exist for each analysis to help ensure that the analyte concentrations found at the time of analysis reflect the concentration present at the time of sample collection. Established holding times were met for each analysis. The sample coolers arrived at the laboratory within the appropriate temperatures of between two and six degrees Celsius.

SURROGATE RECOVERIES

A surrogate compound is a compound that is chemically similar to the organic analytes of interest, but unlikely to be found in an environmental sample. Surrogates are used for organic analyses and are added to the samples, standards, and blanks to serve as an accuracy and specificity check of each analysis. The surrogates are added to the samples at a known concentration and percent recoveries are calculated following analysis. The surrogate percent recoveries for field samples were within the laboratory control limits.

METHOD AND TRIP BLANKS

Method Blanks

Method blanks are analyzed to ensure that laboratory procedures and reagents do not introduce measurable concentrations of the analytes of interest. A method blank was analyzed with each batch of samples, at a frequency of 1 per 20 samples. For each sample batch, method blanks for the applicable methods were analyzed at the required frequency. None of the analytes of interest were detected in the method blanks.

Trip Blanks

Trip blanks are analyzed to provide an indication as to whether volatile compounds have cross-contaminated other like samples within the transportation process to the laboratory. None of the analytes of interest were detected in the trip blanks.

MATRIX SPIKES/MATRIX SPIKE DUPLICATES

Since the actual analyte concentration in an environmental sample is not known, the accuracy of a particular analysis is usually inferred by performing a matrix spike (MS) analysis on one sample from the associated batch, known as the parent sample. One aliquot of the sample is analyzed in the normal manner and then a second aliquot of the sample is spiked with a known amount of analyte concentration and analyzed. From these analyses, a percent recovery is calculated. Matrix spike duplicate (MSD) analyses are generally performed for organic analyses as a precision check and analyzed in the same sequence as a matrix spike. Using the result values from the MS and MSD, the relative percent difference (RPD) is calculated. The percent recovery control limits for MS and MSD analyses are specified in the laboratory documents, as are the RPD control limits for MS/MSD sample sets.

One MS/MSD analysis should be performed for every analytical batch or every 20 field samples, whichever is more frequent. The frequency requirements were met for each analysis and the percent recovery and RPD values were within the proper control limits.

LABORATORY CONTROL SAMPLES/LABORATORY CONTROL SAMPLE DUPLICATES

A laboratory control sample (LCS) is a blank sample that is spiked with a known amount of analyte and then analyzed. An LCS is similar to an MS, but without the possibility of matrix interference. Given that matrix interference is not an issue, the LCS/LCSD control limits for accuracy and precision are usually more rigorous than for MS/MSD analyses. Additionally, data qualification based on LCS/LCSD analyses would apply to all samples in the associated batch, instead of just the parent sample. The percent recovery control limits for LCS and LCSD analyses are specified in the laboratory documents, as are the RPD control limits for LCS/LCSD sample sets.

One LCS/LCSD analysis should be performed for every analytical batch or every 20 field samples, whichever is more frequent. The frequency requirements were met for each analysis and the percent recovery and RPD values were within the proper control limits, with the following exceptions:

SDG 2508-136: (VOCs) The percent recoveries for vinyl acetate were greater than the control limits in the LCS/LCSD extracted on 8/13/2025. There were no positive results for this target analyte in the associated field samples; therefore, no qualifications were required.

Additionally, in the same LCS/LCSD sample set, the percent recovery for 1,1,2,2-Tetrachloroethane was greater than the control limits in the LCS; however, the percent recovery for this target analyte was within the control limits in the corresponding LCSD. No action was required for this outlier.

SDG 2511-142: (VOCs) The RPD values for 1,2-Dibromo-3-chloropropane, 2,2-Dichloropropane, naphthalene, and vinyl acetate were greater than the control limits in the LCS/LCSD extracted on 11/18/2025. There were no positive results for these target analytes in the associated field samples; therefore, no qualifications were required.

Additionally, in the same LCS/LCSD sample set, the percent recovery for styrene was less than the control limits in the LCS and the percent recoveries for 2,2-Dichloropropane and bromobenzene were less than the control limits in the LCSD; however, the percent recoveries for these target analytes were within the control limits in the corresponding LCSD and LCS, respectively. No action was required for these outliers.

LABORATORY DUPLICATES

Internal laboratory duplicate analyses are performed to monitor the precision of the analyses. Two separate aliquots of a sample are analyzed as distinct samples in the laboratory and the RPD between the two results is calculated. Duplicate analyses should be performed once per analytical batch. If one or more of the samples used has a concentration less than five times the reporting limit for that sample, the absolute difference is used instead of the RPD. The RPD control limits are specified in the laboratory documents. Laboratory duplicates were analyzed at the proper frequency and the specified acceptance criteria were met, with the following exception:

SDG 2512-159: (Total Metals) The laboratory performed a laboratory duplicate sample set with a QC outlier; however, it was performed on a sample that was not representative of the field samples collected by GeoEngineers. For this reason, no action was required.

FIELD DUPLICATES

In order to assess precision, field duplicate samples were collected and analyzed along with the reviewed sample batches. The duplicate samples were analyzed for the same parameters as the associated parent samples. Precision is determined by calculating the RPD between each pair of samples. If one or more of the sample analytes has a concentration less than five times the reporting limit for that sample, then the absolute difference is used instead of the RPD. The RPD control limit for water samples is 20 percent. The RPD control limit for soil samples is 35 percent.

SDG 2508-136: One field duplicate sample pair, RI-MW4-250812 and RI-DUP-250812, was submitted with this SDG. The precision criteria for the target analytes were met for this sample pair.

SDG 2511-142: One field duplicate sample pair, RI-MW3-251112 and RI-DUP-251112, was submitted with this SDG. The precision criteria for the target analytes were met for this sample pair.

SDG 2512-159: One field duplicate sample pair, RI-DP8-10.5 and RI-DUP-20251211, was submitted with this SDG. The precision criteria for the target analytes were met for this sample pair.

MISCELLANEOUS

SDG 2512-159: (NWTPH-Dx and NWTPH-Dx/SG) The positive results for diesel-range hydrocarbons in Samples RI-DP8-10.5 and RI-DUP-20251211 appear to be impacted by lube oil-range hydrocarbons in the sample concentrations. For this reason, the positive results for this target analyte were qualified as estimated (J) in these samples.

Overall Assessment

As was determined by this data validation, the laboratory followed the specified analytical methods. Accuracy was acceptable, as demonstrated by the surrogate, LCS/LCSD, and MS/MSD percent recovery values, with the exceptions noted above. Precision was acceptable, as demonstrated by the LCS/LCSD, MS/MSD, and laboratory/field duplicate RPD values, with the exceptions noted above.

The data are acceptable for the intended use, with the following qualifications listed below in Table 2.

TABLE 2. SUMMARY OF QUALIFIED SAMPLES

SAMPLE ID	ANALYTE	QUALIFIER	REASON
RI-DP8-10.5	Diesel-range hydrocarbons	J	See Miscellaneous
	Diesel-range hydrocarbons (SG)	J	See Miscellaneous
RI-DUP-20251211	Diesel-range hydrocarbons	J	See Miscellaneous
	Diesel-range hydrocarbons (SG)	J	See Miscellaneous

References

U.S. Environmental Protection Agency (USEPA). "Guidance for Labeling Externally Validated Laboratory Analytical Data for Superfund Use," EPA-540-R-08-005. January 2009.

U.S. Environmental Protection Agency (USEPA) 2020a. Contract Laboratory Program National Functional Guidelines for Organic Superfund Methods Data Review, EPA-540-R-20-005. November 2020.

U.S. Environmental Protection Agency (USEPA) 2020b. Contract Laboratory Program National Functional Guidelines for Inorganic Superfund Methods Data Review, EPA-542-R-20-006. November 2020.

Disclaimer: Any electronic form, facsimile or hard copy of the original document (email, text, table, and/or figure), if provided, and any attachments are only a copy of the original document. The original document is stored by GeoEngineers, Inc. and will serve as the official document of record.

Appendix D
Waste Manifests

ACT enviro

Home Office:
967 Mabury Road
San Jose, CA 95133
408 548-5050 P
408 548-5052 F

6212 S 75th Avenue #4
Laveen, AZ 85339

2010 Mission Road
Escondido, CA 92029

24602 Pacific Hwy S
Kent, WA 98032

265 Riggs Avenue
Merced, CA 95341

600 Iowa Street
Redlands, CA 92373

4 Wayne Court, Building 9
Sacramento, CA 95829

13722 Carmenita Road
Santa Fe Springs, CA 90670

6137 Edith Blvd NE
Albuquerque, NM 87107

208 Murray Road SE
Albuquerque, NM 87105

5750 E. 58th Ave, Unit G
Commerce City, CO 80022

511 Highway 213
Chaparral, NM 88081

13600 SE Ambler Road
Clackamas, OR 97015

WORK ORDER

Work Order # 604146 / IA-18895
Proposal #
Date 08/25/2025
Acct. Sales Manager Kyle Satterthwaite

Customer Information

Name: UW Mt Baker Laundry
Address: 2901 27th Ave South
Seattle, WA 98144

EPA ID # WAD982652984
Main Contact: Mike Wang 206-450-4833
Phone:

Secondary Contact:
Phone:

PO # 17613-012-01

Service Request

Description:

Please rent forklift. Please send driver with lift gate, drum dolly, pallet jack and 2 overpacks to site for 8 x 55DM non haz soil, 5 x 55DM haz soil, and 6 x 55DM haz water. Call Meredith, 206.239.3243, when you are 1 hour away. She'll meet to show which drums are haz vs non haz. Authorization letter on file to sign manifest on behalf of Generator.

8 - 55 - DM - SOIL - 1172143
5 - 55 - DM - SOIL W/TETRACHLOROETHYLENE - 1172145
5 - 55 - DM - WATER W/TETRACHLOROETHYLENE - 1172147
1 - EA - Labor - Stop Charge
1 - EA - Forklift
6530 - EA - Environmental Service Charge
1 - EA - Manifest Fee

Forklift had dead battery, Sunstate stated NO CHARGE
Used to DM85 for overpack.
Had to leave one DM55 for 1172143 behind due to holes in drum.

Materials and Equipment

Supplies	New			Reconditioned		
	Metal	Poly	Fiber	Metal	Poly	Fiber
85-gallon overpack				2		
55-gallon closed top						
55-gallon open top						
30-gallon closed top						
30-gallon open top						
20-gallon closed top						
20-gallon open top						
15-gallon closed top						
15-gallon open top						
10-gallon closed top						
10-gallon open top						
5- gallon closed top						
5- gallon open top						
1- gallon open top						
PIH Packaging						
275-gallon tote						
Cubic Yard Box						
4ft Light Tube Drum						
8ft Light Tube Drum						

Services

Disposal Services:

Quantity	Container Size	Profile #/Waste Type	Shipping Document #	Treatment Facility
7	DM55	1172143	018054546FUE	USE/RED
~~5~~ 4	DM55	1172145	" "	" "
~~5~~ 1	DM85	" "	" "	" "
4	DM55	1172147	" "	" "
1	DM85	" "	" "	" "

Packing Materials	#
Vermiculite, Bag	
Clay Absorbent, Bag	
Bubble Wrap, Roll	
Bubble Wrap Bags, Box	
Drum Liners	
Pallet	
SuperSack	
Radioactive Waste Boxes	
Biological Waste Boxes	
Red Biological Waste Bags	

Personal Protective Equipment	#
Level D	
Level C	
Level B	

Other Materials	#
Overpack Services 85DM	2

Transportation Services:

Number of Containers	Facility/Destination

Notes:

Labor:	Hours/Regular	Hours/Overtime	Service Provided
Project Manager			
Chemist			
Technician			
Driver Chris J.	3		
Other:			

Notes:

Customer Signature: [signature] Date: 08/21/25

Signed on behalf of Generator

PRINT NAME: Christopher Johnson

Please print or type.

Form Approved. OMB No. 2050-0039

UNIFORM HAZARDOUS WASTE MANIFEST

1. Generator ID Number	2. Page 1 of	3. Emergency Response Phone	4. Manifest Tracking Number
WAD982652984	1	888-785-7225	018054546 FLE

GENERATOR

5. Generator's Name and Mailing Address
City of Seattle Housing Office
700 5th Ave, Ste 5200
Seattle, WA 98104
Generator's Phone: 206-450-4822

Generator's Site Address (if different than mailing address)
UW Mt Baker Laundry
2901 27th Ave South
Seattle, WA 98144

6. Transporter 1 Company Name: ADVANCED CHEMICAL TRANSPORT LLC — U.S. EPA ID Number: CAR000070540

7. Transporter 2 Company Name — U.S. EPA ID Number

8. Designated Facility Name and Site Address
US Ecology Idaho Inc Site B
20400 Lemley Rd
Grandview, ID 83624
Facility's Phone: 208-834-2275

U.S. EPA ID Number: IDD073114654

9a. HM	9b. U.S. DOT Description (including Proper Shipping Name, Hazard Class, ID Number, and Packing Group (if any))	10. Containers No.	10. Containers Type	11. Total Quantity	12. Unit Wt./Vol.	13. Waste Codes		
	1. Non-RCRA/Non-DOT Regulated Material Solid (SOIL)	7	DM	4550	P			
X	2. UN3077, Waste Environmentally hazardous substances, solid, n.o.s., 9, PGIII (Soil, Tetrachloroethylene)	5	DM	3500	P	F002		
X	3. UN3082, Waste Environmentally hazardous substances, liquid, n.o.s., 9, PGIII (Groundwater, Tetrachloroethylene)	5	DM	2250	P	F002		
	4.							

14. Special Handling Instructions and Additional Information
Project Number 804146 Document # D750173
1) 1172143 CIU 7x DM55
2) ERG#171; 1172145 CIU 4x DM55, 1x DM85
3) ERG#171; 1172147 CIU 4x DM55, 1x DM85

15. **GENERATOR'S/OFFEROR'S CERTIFICATION:** I hereby declare that the contents of this consignment are fully and accurately described above by the proper shipping name, and are classified, packaged, marked and labeled/placarded, and are in all respects in proper condition for transport according to applicable international and national governmental regulations. If export shipment and I am the Primary Exporter, I certify that the contents of this consignment conform to the terms of the attached EPA Acknowledgment of Consent.
I certify that the waste minimization statement identified in 40 CFR 262.27(a) (if I am a large quantity generator) or (b) (if I am a small quantity generator) is true.

Generator's/Offeror's Printed/Typed Name: Christopher Johnson — Signature — Month: 05 Day: 25 Year: 21

INTL

16. International Shipments ☐ Import to U.S. ☐ Export from U.S. Port of entry/exit:
Transporter signature (for exports only): Date leaving U.S.:

TRANSPORTER

17. Transporter Acknowledgment of Receipt of Materials

Transporter 1 Printed/Typed Name: Christopher Johnson — Signature — Month: 05 Day: 25 Year: 21

Transporter 2 Printed/Typed Name — Signature — Month — Day — Year

DESIGNATED FACILITY

18. Discrepancy

18a. Discrepancy Indication Space ☐ Quantity ☐ Type ☐ Residue ☐ Partial Rejection ☐ Full Rejection

Manifest Reference Number:

18b. Alternate Facility (or Generator) — U.S. EPA ID Number

Facility's Phone:

18c. Signature of Alternate Facility (or Generator) — Month — Day — Year

19. Hazardous Waste Report Management Method Codes (i.e., codes for hazardous waste treatment, disposal, and recycling systems)

1.	2.	3.	4.

20. Designated Facility Owner or Operator: Certification of receipt of hazardous materials covered by the manifest except as noted in Item 18a

Printed/Typed Name — Signature — Month — Day — Year

REPUBLIC SERVICES

Form ID : 1067360

LAND DISPOSAL RESTRICTION FORM (From Question G3)

GENERATOR INFORMATION

1. Generator:	UW Mt Baker Laundry	**2. EPA ID Number:**	WAD982652984

5. Waste Is a: ○ Wastewater (<1% TSS & TOC) ◉ Non-wastewater ○ Debris

6. Notification Frequency: ○ One Time ◉ Required with Each Shipment

7. Shipment EPA Waste Codes: F002

8. UHC's: *(Underlying Hazardous Constituents 40 CFR 268.48)?* ○ Yes ◉ No

(If yes, list constituents):

9. Does a subcategory apply per 40 CFR 268.40? ○ Yes ◉ No

(If yes, select subcategory):

10. Constituents requiring treatment in F001-5, F039, debris, and alternate soils? ○ Yes ◉ No

(If yes, list):

Requires Treatment

○ **Waste Subject To Treatment (40 CFR 268.7(a) (2))**

The restricted waste identified above must be treated to the applicable treatment standards in 40 CFR 268.40, or treated to comply with applicable Prohibitions set forth in Part 268.32 or RCRA Section 3004(d) and 268.49 (c).

If applicable, under 268.49, this contaminated soil ○ does or ○ does not contain listed hazardous waste and ○ does or ○ does not exhibit a characteristic of hazardous waste and is subject to the soil treatment standards as provided by 268.49 (c) or the universal treatment standards.

○ **Hazardous Debris Subject To Treatment (40 CFR 268.45)**

This hazardous debris identified above must be treated to the alternative treatment standards in 40 CFR 268.45.

○ **Waste De-characterized But Requires Treatment For UHC (40 CFR 268.7 (b) (4) (iv))**

I certify under penalty of law that the waste has been treated in accordance with the requirements of 40 CFR 268.40 or 268.49 to remove the hazardous characteristic.This de-characterized waste contains Underlying Hazardous Constituents that require further treatment to meet treatment standards. I am aware that there are significant penalties for submitting a false certification,including the possibility of a fine and imprisonment.

Waste Meets Treatment Standards

◉ **Waste Meets Treatment Standards (40 CFR 268.7(a) (3))**

The restricted waste identified above meets the treatment standards in 40 CFR 268.40 or Alternative LDR treatment standards for contaminated soil 40 CFR268.49 and can be landfill disposed without further treatment.

If applicable, under 268.49, this contaminated soil ◉ does or ○ does not contain listed hazardous waste and ○ does or ◉ does not exhibit a characteristic of hazardous waste and complies with the soil treatment standards as provided by 268.49 (c) or the universal treatment standards.

I certify under penalty of law that I personally have examined and am familiar with the waste through analysis and testing or through knowledge of the waste to support this certification that the waste complies with the treatment standards specified in 40 CFR Part 268 Subpart D. I believe that the information I submitted is true, accurate and complete. I am aware that there are significant penalties for submitting a false certification, including the possibility of a fine and imprisonment.

○ **Waste Treated To Treatment Standards (40 CFR 268.7(b) (l) & 268.7 (b) (2))**

The treatment residue, or extract of such residue, or the restricted waste identified above has been tested to assure that the treatment residues or Extract meet all applicable treatment standards in 40 CFR 268.40 and/or performance standards in 40 CFR 268.45

I certify under penalty of law that I personally have examined and am familiar with the treatment technology and operation of the treatment process used to support this certification. Based on my inquiry of those individuals immediately responsible for obtaining this information, I believe that the treatment process has been operated and maintained properly so as to comply with the treatment standards specified in 40 CFR 268.40 without impermissible dilution of the prohibited waste. I am aware there are significant penalties for submitting a false certification, including the possibility of fine and imprisonment.

○ **Waste Soil treated to alternative standards (40 CFR 268.7 (b) (4))**

I certify under penalty of law that I have personally examined and am familiar with the treatment technology and operation of the treatment process used to support this certification and believe that it has been maintained and operated properly so as to comply with treatment standards specified in 40 CFR 268.49 without impermissible dilution of the prohibited wastes. I am aware that there are significant penalties for submitting a false certification, including the possibility of a fine and imprisonment.

I certify and warrant that the information that appears on this form, and appended documents, is true and correct. I have correctly indicated how my waste is to be Managed in accordance with 40 CFR 268. My certification is based on personal examination of the information submitted, or is based on my inquiries of those individuals responsible for obtaining the information. Signed on behalf of

Print Name:	Colin Morgan-Cross	Signature:	DocuSigned by: Colin Morgan-Cross D399BA2C9B87401...	Title:	VP, Real Estate Development	Date:	7/9/2025

REPUBLIC SERVICES

Form ID : 1067366

LAND DISPOSAL RESTRICTION FORM (From Question G3)

GENERATOR INFORMATION

1. Generator:	UW Mt Baker Laundry	**2. EPA ID Number:**	WAD982652984

5. Waste is a: ○ Wastewater (<1% TSS & TOC) ◉ Non-wastewater ○ Debris

6. Notification Frequency: ○ One Time ◉ Required with Each Shipment

7. Shipment EPA Waste Codes: F002

8. UHC's: *(Underlying Hazardous Constituents 40 CFR 268.48)?* ○ Yes ◉ No

(If yes. list constituents):

9. Does a subcategory apply per 40 CFR 268.40? ○ Yes ◉ No

(If yes, select subcategory):

10. Constituents requiring treatment in F001-5, F039, debris, and alternate soils? ○ Yes ◉ No

(If yes, list):

Requires Treatment

○ **Waste Subject To Treatment (40 CFR 268.7(a) (2))**

The restricted waste identified above must be treated to the applicable treatment standards in 40 CFR 268.40, or treated to comply with applicable Prohibitions set forth in Part 268.32 or RCRA Section 3004(d) and 268.49 (c).

If applicable, under 268.49, this contaminated soil ○ does or ○ does not contain listed hazardous waste and ○ does or ○ does not exhibit a characteristic of hazardous waste and is subject to the soil treatment standards as provided by 268.49 (c) or the universal treatment standards.

○ **Hazardous Debris Subject To Treatment (40 CFR 268.45)**

This hazardous debris identified above must be treated to the alternative treatment standards in 40 CFR 268.45.

○ **Waste De-characterized But Requires Treatment For UHC (40 CFR 268.7 (b) (4) (iv))**

I certify under penalty of law that the waste has been treated in accordance with the requirements of 40 CFR 268.40 or 268.49 to remove the hazardous characteristic.This de-characterized waste contains Underlying Hazardous Constituents that require further treatment to meet treatment standards. I am aware that there are significant penalties for submitting a false certification,including the possibility of a fine and imprisonment.

Waste Meets Treatment Standards

○ **Waste Meets Treatment Standards (40 CFR 268.7(a) (3))**

The restricted waste identified above meets the treatment standards in 40 CFR 268.40 or Alternative LDR treatment standards for contaminated soil 40 CFR268.49 and can be landfill disposed without further treatment.

If applicable, under 268.49, this contaminated soil ○ does or ○ does not contain listed hazardous waste and ○ does or ○ does not exhibit a characteristic of hazardous waste and complies with the soil treatment standards as provided by 268.49 (c) or the universal treatment standards.

I certify under penalty of law that I personally have examined and am familiar with the waste through analysis and testing or through knowledge of the waste to support this certification that the waste complies with the treatment standards specified in 40 CFR Part 268 Subpart D. I believe that the information I submitted is true, accurate and complete. I am aware that there are significant penalties for submitting a false certification, including the possibility of a fine and imprisonment.

◉ **Waste Treated To Treatment Standards (40 CFR 268.7(b) (l) & 268.7 (b) (2))**

The treatment residue, or extract of such residue, or the restricted waste identified above has been tested to assure that the treatment residues or Extract meet all applicable treatment standards in 40 CFR 268.40 and/or performance standards in 40 CFR 268.45

I certify under penalty of law that I personally have examined and am familiar with the treatment technology and operation of the treatment process used to support this certification. Based on my inquiry of those individuals immediately responsible for obtaining this information, I believe that the treatment process has been operated and maintained properly so as to comply with the treatment standards specified in 40 CFR 268.40 without impermissible dilution of the prohibited waste. I am aware there are significant penalties for submitting a false certification, including the possibility of fine and imprisonment.

○ **Waste Soil treated to alternative standards (40 CFR 268.7 (b) (4))**

I certify under penalty of law that I have personally examined and am familiar with the treatment technology and operation of the treatment process used to support this certification and believe that it has been maintained and operated properly so as to comply with treatment standards specified in 40 CFR 268.49 without impermissible dilution of the prohibited wastes. I am aware that there are significant penalties for submitting a false certification, including the possibility of a fine and imprisonment.

I certify and warrant that the information that appears on this form, and appended documents, is true and correct. I have correctly indicated how my waste is to be Managed in accordance with 40 CFR 268. My certification is based on personal examination of the information submitted, or is based on my inquiries of those individuals responsible for obtaining the information. Signed on behalf of

Print Name:	Colin Morgan-Cross	Signature:	DocuSigned by: Colin Morgan-Cross D398BA2C9B87401...	Title:	VP, Real Estate Development	Date:	7/9/2025

Please print or type
(Form designed for use on elite (12-pitch) typewriter.)

NON-HAZARDOUS WASTE MANIFEST	1. Generator ID Number	2. Page 1 of	3. Emergency Response Phone	4. Waste Tracking Number
	WAD982652984	1	888-785-7225	606270/D755080

GENERATOR

5. Generator's Name and Mailing Address
City of Seattle Housing Office
700 5th Ave, Ste 5200
Seattle, WA 98104
Generator's Phone: 206-450-4833

Generator's Site Address (if different than mailing address)
UW Mi Baker Laundry
2901 27th Ave South
Seattle, WA 98144

6. Transporter 1 Company Name: ADVANCED CHEMICAL TRANSPORT LLC — U.S. EPA ID Number: CAR000070540

7. Transporter 2 Company Name — U.S. EPA ID Number

8. Designated Facility Name and Site Address
US Ecology Idaho Inc Site B
20400 Lemley Rd
Grandview, ID 83624
Facility's Phone: [illegible]
U.S. EPA ID Number: IDD073114650

	9. Waste Shipping Name and Description	10. Containers No.	10. Containers Type	11. Total Quantity	12. Unit Wt./Vol.
1.	Non-RCRA/Non DOT Regulated Material Solid (SOIL)	1	DM	700	P
2.					
3.					
4.					

13. Special Handling Instructions and Additional Information
Project Number 606270 Document # D755080
1). 1172143 CIU 1X DM 85

14. GENERATOR'S CERTIFICATION: I certify the materials described above on this manifest are not subject to federal regulations for reporting proper disposal of Hazardous Waste.

Generator's/Offeror's Printed/Typed Name: Christopher Johnson — Signature: [signature] — Month 09 Day 17 Year 25

INT'L

15. International Shipments ☐ Import to U.S. ☐ Export from U.S. Port of entry/exit:
Transporter Signature (for exports only): Date leaving U.S.:

TRANSPORTER

16. Transporter Acknowledgment of Receipt of Materials

Transporter 1 Printed/Typed Name: Christopher Johnson — Signature: [signature] — Month 09 Day 17 Year 25

Transporter 2 Printed/Typed Name — Signature — Month Day Year

DESIGNATED FACILITY

17. Discrepancy

17a. Discrepancy Indication Space ☐ Quantity ☐ Type ☐ Residue ☐ Partial Rejection ☐ Full Rejection

Manifest Reference Number:

17b. Alternate Facility (or Generator) — U.S. EPA ID Number

Facility's Phone:

17c. Signature of Alternate Facility (or Generator) — Month Day Year

18. Designated Facility Owner or Operator: Certification of receipt of materials covered by the manifest except as noted in Item 17a

Printed/Typed Name — Signature — Month Day Year

Printed in USA by GC Labels
1-800-997-6966

GENERATOR'S/SHIPPER'S INITIAL COPY

Reorder Part# MANIFEST-C6NHW
913-897-6966

ACT enviro

Home Office:
967 Mabury Road
San Jose, CA 95133
408 548-5050 P
408 548-5052 F

6212 S 75th Avenue #4
Laveen, AZ 85339

2010 Mission Road
Escondido, CA 92029

24602 Pacific Hwy S
Kent, WA 98032

265 Riggs Avenue
Merced, CA 95341

600 Iowa Street
Redlands, CA 92373

4 Wayne Court, Building 9
Sacramento, CA 95829

13722 Carmenita Road
Santa Fe Springs, CA 90670

6137 Edith Blvd NE
Albuquerque, NM 87107

208 Murray Road SE
Albuquerque, NM 87105

5750 E. 58th Ave, Unit G
Commerce City, CO 80022

511 Highway 213
Chaparral, NM 88081

13600 SE Ambler Road
Clackamas, OR 97015

WORK ORDER

Work Order # 606270 / IA-18895
Proposal #
Date 09/17/2025
Acct. Sales Manager Kyle Satterthwaite

Customer Information

Name: UW Hill Baker Laundry
Address: 2901 27th Ave South
Seattle, WA 98144

EPA ID # WAD982652984
Main Contact: Mike Wang 206-450-4833
Phone:

Secondary Contact:
Phone:

PO # 17613-012-01

Service Request

Description:

Site contact is Meredith, 206-919-3463. Please call when you are on your way. Supplies: 1 x 85DM overpack. Please send two people and drum bar to overpack drum. Would be good to do this and City of Bothell overpack with same crew. Scope: Please send driver with lift gate, drum dolly, drum bar, and overpack to site to overpack 1 x 55DM of non haz soil. Call Meredith, 206.239.3243, when you are 1 hour away. Authorization letter on file to sign manifest on behalf of Generator.

1 - 85 - DM - SOIL - 1172143
1 - EA - 85 Gallon Overpack Metal Drum
1 - EA - Labor - Stop Charge

Materials and Equipment

Supplies	New			Reconditioned		
	Metal	Poly	Fiber	Metal	Poly	Fiber
85-gallon overpack				1		
55-gallon closed top						
55-gallon open top						
30-gallon closed top						
30-gallon open top						
20-gallon closed top						
20-gallon open top						
15-gallon closed top						
15-gallon open top						
10-gallon closed top						
10-gallon open top						
5- gallon closed top						
5- gallon open top						
1- gallon open top						
PIH Packaging						
275-gallon tote						
Cubic Yard Box						
4ft Light Tube Drum						
8ft Light Tube Drum						

Services

Disposal Services:

Quantity	Container Size	Profile #/Waste Type	Shipping Document #	Treatment Facility
1	DM 85	1172143	606270/0715080	USE/IRG

Packing Materials	#
Vermiculite, Bag	
Clay Absorbent, Bag	
Bubble Wrap, Roll	
Bubble Wrap Bags, Box	
Drum Liners	
Pallet	
SuperSack	
Radioactive Waste Boxes	
Biological Waste Boxes	
Red Biological Waste Bags	

Personal Protective Equipment	#
Level D	
Level C	
Level B	

Other Materials	#
Overpack services	1

Transportation Services:

Number of Containers	Facility/Destination

Notes:

Labor:	Hours/Regular	Hours/Overtime	Service Provided
Project Manager			
Chemist			
Technician			
Driver Chris J.	5		
Other: K.	5		

Notes:

Customer Signature: [signature] Date: 09/17/25
Signed on behalf of Customer
PRINT NAME: Christopher Johnson

Appendix E
Terrestrial Ecological Evaluation

Terrestrial Ecological Evaluation Form

Washington State Department of Ecology – Toxics Cleanup Program

Under the Model Toxics Control Act[1] (MTCA), the Department of Ecology (Ecology) requires a terrestrial ecological evaluation (TEE) if hazardous substances are released to the soil at a site. In this case, you must take one of these three actions as part of your site investigation and cleanup.

1. Document an exclusion from further evaluation under WAC 173-340-7491.[2]
2. Conduct a simplified evaluation under WAC 173-340-7492.[3]
3. Conduct a site-specific evaluation under WAC 173-340-7493.[4]

This form documents the TEE type and results for your Site. You must fill out and submit this form to Ecology to complete your remedial investigation. Completing this form alone isn't enough to document your evaluation. You still need to document your analysis and the basis for your conclusion in a cleanup plan or report. For more information, contact the Ecology cleanup project manager assigned to your Site, visit our Terrestrial Ecological Evaluations[5] webpage, or see our draft TEE guidance.[6]

Part 1 Site name and identifying information

Identify the Site being documented for an evaluation.

Site name: **UW Mount Baker Laundry**

Site address: **2901 27th Avenue South, Seattle, Washington**

FSID:[a] **19911937** VCP ID:[b]

Part 2 Evaluator name and contact information

Provide the name and contact information for the person who conducted the evaluation.

Name: **Meredith Bush**

Title: **Staff Geologist**

Organization: **GeoEngineers, Inc.**

Mailing address: **2101 4th Avenue, Suite 950**

City: **Seattle** State: **Washington** Zip: **98121**

Email: **mbush@geoengineers.com** Phone: **206.239.3243**

[a] Facility/Site ID (FSID) assigned by Ecology

[b] Voluntary Cleanup Program (VCP) project ID assigned by Ecology

Part 3 Document evaluation type and results

3A Exclusion from further evaluation

3A-1 Does the Site qualify for an exclusion from further evaluation? (✓ one)

☐ Yes (go to next question).

☑ No or Unknown (go to Section 3B).

3A-2 What is the basis for the exclusion? (✓ all that apply, then skip to Part 4)

Point of compliance: WAC 173-340-7491(1)(a)

All soil contamination is, or will be, deeper than at least:*

☐ 15 feet below ground surface.

☐ 6 feet below ground surface or other Ecology-approved depth, and institutional controls are used to manage remaining contamination.

Barriers to exposure: WAC 173-340-7491(1)(b)

☐ All contaminated soil is, or will be, covered by physical barriers (e.g., buildings or pavement) that prevent exposure to plants and wildlife, and institutional controls are used to manage the remaining contamination.*

Undeveloped land: WAC 173-340-7491(1)(c)

☐ Less than 0.25 acres of contiguous# undeveloped land± are located on or within 500 feet of any area of the Site, and any of the following chemicals is present:

chlorinated dioxins or furans, PCB mixtures, DDT, DDE, DDD, aldrin, chlordane, dieldrin, endosulfan, endrin, heptachlor, heptachlor epoxide, benzene hexachloride, toxaphene, hexachlorobenzene, pentachlorophenol, or pentachlorobenzene.

☐ For sites not impacted by any of these chemicals, less than 1.5 acres of contiguous undeveloped land exists on or within 500 feet of any area of the Site.

Background concentrations: WAC 173-340-7491(1)(d)

☐ Concentrations of hazardous substances in soil do not exceed natural background levels defined in WAC 173-340-200[7] and WAC 173-340-709.[8]

* An exclusion based on future land use must have an Ecology-acceptable completion date for any future development.

\# Contiguous undeveloped land is not fragmented into smaller areas by highways, extensive paving, or similar structures that could hinder wildlife access to such areas.

± Undeveloped land is not covered by buildings, roads, pavement, or other barriers that would prevent wildlife from feeding on plants and other food sources in or on the soil.

3B Simplified evaluation

3B-1 Does the Site qualify for a simplified evaluation? (✓ one)

- [x] Yes (go to next question).
- [ ] No or Unknown (skip to Section 3C).

3B-2 Did you conduct a simplified evaluation? (✓ one)

- [x] Yes (go to next question).
- [ ] No (skip to Section 3C).

3B-3 Was further evaluation necessary? (✓ one)

- [ ] Yes (go to next question).
- [x] No (go to Question 3B-5).

3B-4 If further evaluation was necessary, what did you do? (✓ one)

- [ ] Used the MTCA Table 749-2[9] concentrations as cleanup levels (skip to Part 4).
- [ ] Conducted a site-specific evaluation (skip to Section 3C).

3B-5 If no further evaluation was necessary, what was the reason? (✓ all that apply, then skip to Part 4).

Exposure analysis: WAC 173-340-7492(2)(a)

- [ ] The total area of Site soil contamination is not more than 350 square feet.
- [x] The current or planned land use makes wildlife exposure unlikely, based on MTCA Table 749-1.[10]

Pathway analysis: WAC 173-340-7492(2)(b)

- [ ] No potential exposure pathways from soil contamination to ecological receptors are complete.

Contaminant analysis: WAC 173-340-7492(2)(c)

- [ ] No contaminant listed in MTCA Table 749-2 is, or will be, present from ground surface to 15 feet deep at concentrations that exceed the values listed in MTCA Table 749-2.
- [ ] No contaminant listed in MTCA Table 749-2 is, or will be, present in the upper 6 feet (or alternative depth, if approved by Ecology) at concentrations that exceed the values listed in MTCA Table 749-2, and institutional controls are used to manage remaining contamination.
- [ ] No contaminant listed in MTCA Table 749-2 is, or will be, present in the upper 15 feet at concentrations likely to be toxic or have the potential to bioaccumulate, as determined using Ecology-approved bioassay results.
- [ ] No contaminant listed in MTCA Table 749-2 is, or will be, present in the upper 6 feet (or alternative depth, if approved by Ecology) at concentrations likely to be toxic or have the potential to bioaccumulate, as determined using Ecology-approved bioassay results, and institutional controls are used to manage remaining contamination.

3C Site-specific evaluation

A site-specific evaluation process consists of: 1) formulating the problem, and 2) selecting the methods for addressing the identified problem. Both parts require Ecology consultation and approval – see WAC 173-340-7493(1)(c). For more information, see our draft TEE guidance.

3C-1 Was there a problem? – see WAC 173-340-7493(2)? (✓ one)

- ☐ Yes (go to next question)
- ☐ No (select the reason here, then go to 3C-5):
  - ☐ No issues were identified during the problem formulation step.
  - ☐ Issues were identified and resolved by cleanup actions for protecting human health.

3C-2 What did you do to resolve the problem? – see WAC 173-340-7493(3)? (✓ one)

- ☐ Used concentrations listed in MTCA Table 749-3 as cleanup levels (go to Question 3C-5).
- ☐ Used one or more methods listed in WAC 173-340-7493(3) to evaluate and resolve the identified problem (go to next question).

3C-3 If you conducted further site-specific evaluations, what methods did you use – see WAC 173-340-7493(3)? (✓ all that apply)

- ☐ Literature surveys.
- ☐ Biomarkers.
- ☐ Site-specific field studies
- ☐ Soil bioassays.
- ☐ Weight of evidence.
- ☐ Wildlife exposure model

Other Ecology-approved methods – please specify:

3C-4 What was the result of those evaluations? (✓ one)

- ☐ No problems were identified.
- ☐ Identified a problem and established site-specific cleanup levels.

3C-5 Has Ecology approved both your problem formulation and problem resolution steps? (✓ one)

- ☐ Yes Identify the Ecology staff who approved those steps:
- ☐ No (go to Part 4).

Part 4 Submit to Ecology

Email this completed form to the cleanup site manager assigned to your site.

ADA Accessibility

Ecology is committed to providing people with disabilities access to our information and services by meeting or exceeding the requirements of state and federal laws.

To request an ADA accommodation, email ecyadacoordinator@ecy.wa.gov, call (360) 407-7170, or call Ecology through the Washington Telecommunication Relay for services including text telephone (TTY) at 711 or through your preferred relay service provider. Visit Ecology's Accessibility & the Americans with Disabilities Act[15] webpage for more accessibility information.

[1] https://app.leg.wa.gov/WAC/default.aspx?cite=173-340&full=true
[2] https://app.leg.wa.gov/WAC/default.aspx?cite=173-340&full=true#173-340-7491
[3] https://app.leg.wa.gov/WAC/default.aspx?cite=173-340&full=true#173-340-7492
[4] https://app.leg.wa.gov/WAC/default.aspx?cite=173-340&full=true#173-340-7493
[5] https://ecology.wa.gov/regulations-permits/guidance-technical-assistance/terrestrial-ecological-evaluation
[6] https://apps.ecology.wa.gov/publications/SummaryPages/1909051.html
[7] https://app.leg.wa.gov/WAC/default.aspx?cite=173-340&full=true#173-340-200
[8] https://app.leg.wa.gov/WAC/default.aspx?cite=173-340&full=true#173-340-709
[9] https://app.leg.wa.gov/WAC/default.aspx?cite=173-340&full=true#173-340-900
[10] https://app.leg.wa.gov/WAC/default.aspx?cite=173-340&full=true#173-340-900
[11] mailto:VCP-NWRO@ecy.wa.gov
[12] mailto:VCP-SWRO@ecy.wa.gov
[13] mailto:VCP-CRO@ecy.wa.gov
[14] mailto:VCP-ERO@ecy.wa.gov
[15] https://ecology.wa.gov/about-us/accessibility-equity/accessibility

Appendix F
Environmental Justice

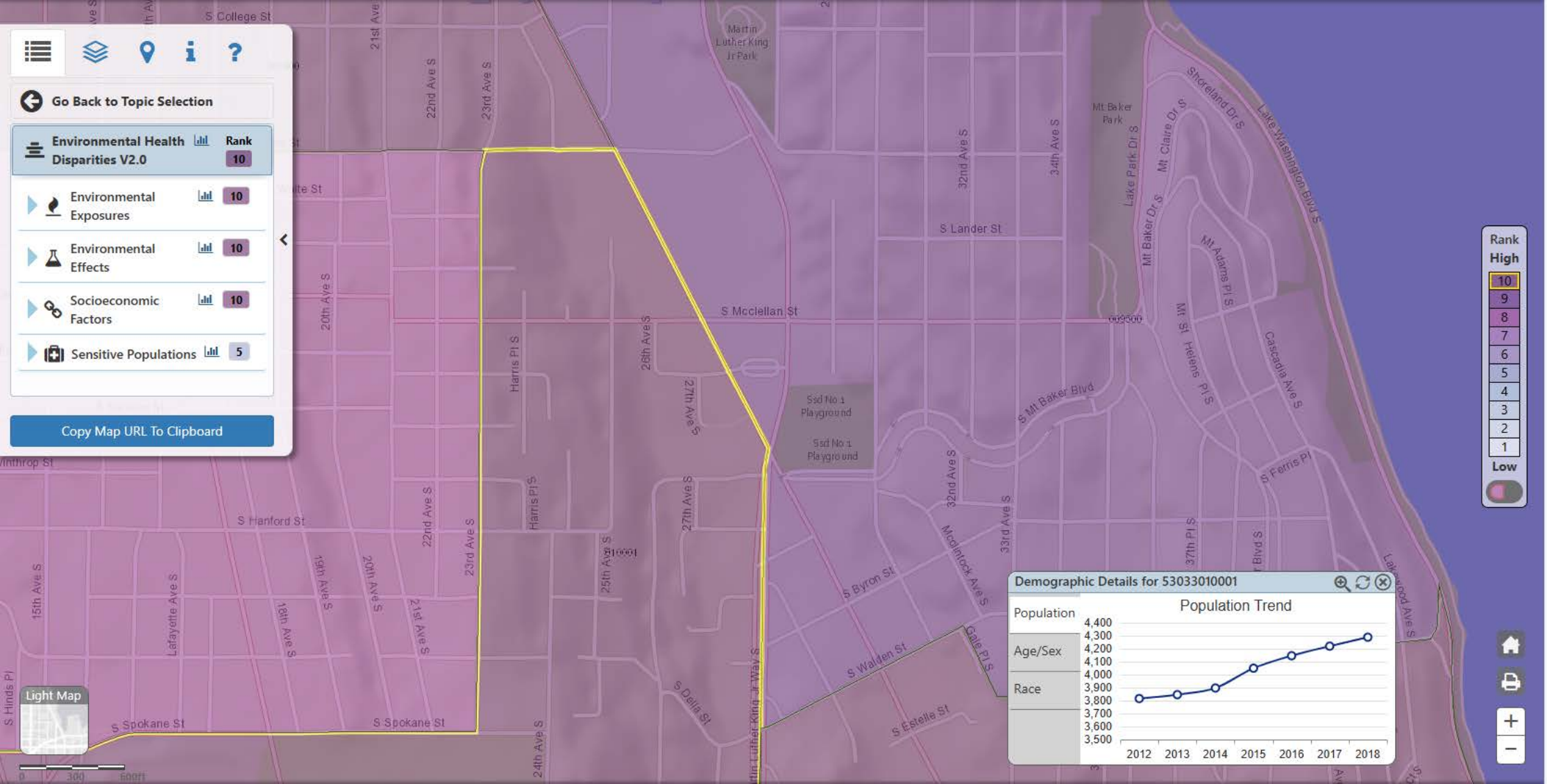

Go Back to Topic Selection
Environmental Health Disparities V2.0
Rank
10
Environmental Exposures
10
Environmental Effects
10
Socioeconomic Factors
10
Sensitive Populations
5
Copy Map URL To Clipboard
Rank
High
10
9
8
7
6
5
4
3
2
1
Low
Light Map
Demographic Details for 53033010001
Population
Age/Sex
Race
Population Trend
4,400
4,300
4,200
4,100
4,000
3,900
3,800
3,700
3,600
3,500
2012
2013
2014
2015
2016
2017
2018
S College St
S Hanford St
S Spokane St
S Lander St
S Mcclellan St
S Mt Baker Blvd
S Byron St
S Walden St
S Estelle St
S Della St
Martin Luther King Jr Park
Mt Baker Park
Ssd No 1 Playground
Lake Washington Blvd S
Shoreland Dr S
Mt Claire Dr S
Lake Park Dr S
Mt Baker Dr S
Mt Adams Pl S
Mt St Helens Pl S
Cascadia Ave S
S Ferris Pl
Mcclintock Ave S
Gale Pl S
Harris Pl S
Lafayette Ave S
S Hinds Pl

Appendix G
Climate Change


Higher Scenario (RCP 8.5) Model Median 2020-2049 vs 1980-2009
Percent Change in Total Annual Precipitation
15.0
10.0
5.0
0.0
-5.0
-10.0
-15.0
Mount Baker
Franklin High School
Lowe's
John Muir Elementary School
South Bayview Street
South Waite Street
South McClellan Street
South Lander Street
South Winthrop Street
South Hanford Street
South Hinds Street
South Walden Street
Rainier Avenue South
Claremont Avenue South
Mount Baker Drive South
Mount Saint Helens Place South
Mount Adams Place South
Cascadia Avenue South
Mount Rainier Drive South
Harris Place South
23rd Avenue South
25th Avenue South
29th Avenue South
30th Avenue South
31st Avenue South
32nd Avenue South
33rd Avenue South
34th Avenue South
35th Avenue South
36th Avenue South
37th Place South
37th Avenue South
Hunter Boulevard South
Belvista Avenue South
Cheasty Boulevard South
24th Avenue South
21st Avenue South
19th Avenue South
Leaflet | © OpenStreetMap contributors, Unknown

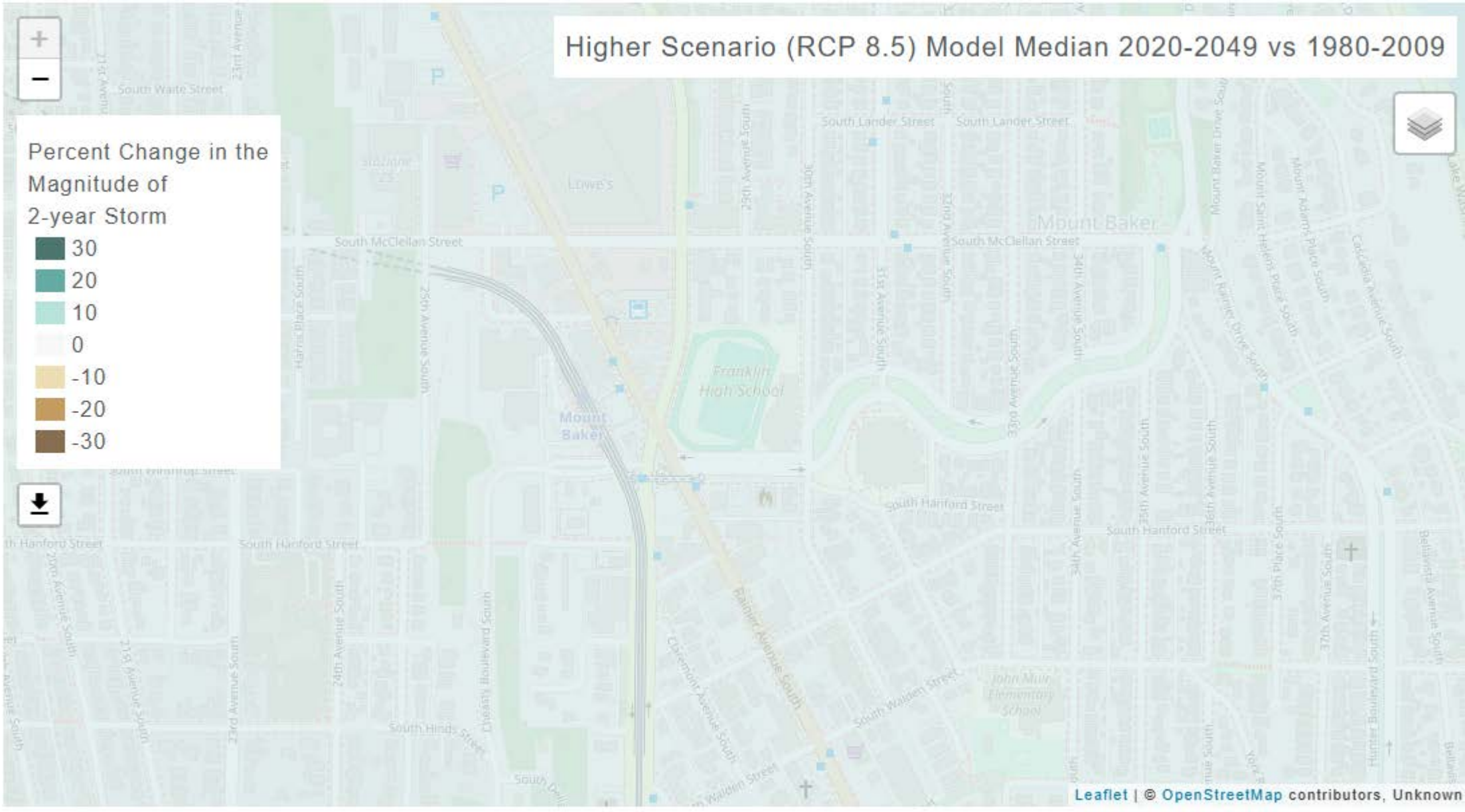
Higher Scenario (RCP 8.5) Model Median 2020-2049 vs 1980-2009
Percent Change in the Magnitude of 2-year Storm
30
20
10
0
-10
-20
-30
Leaflet | © OpenStreetMap contributors, Unknown

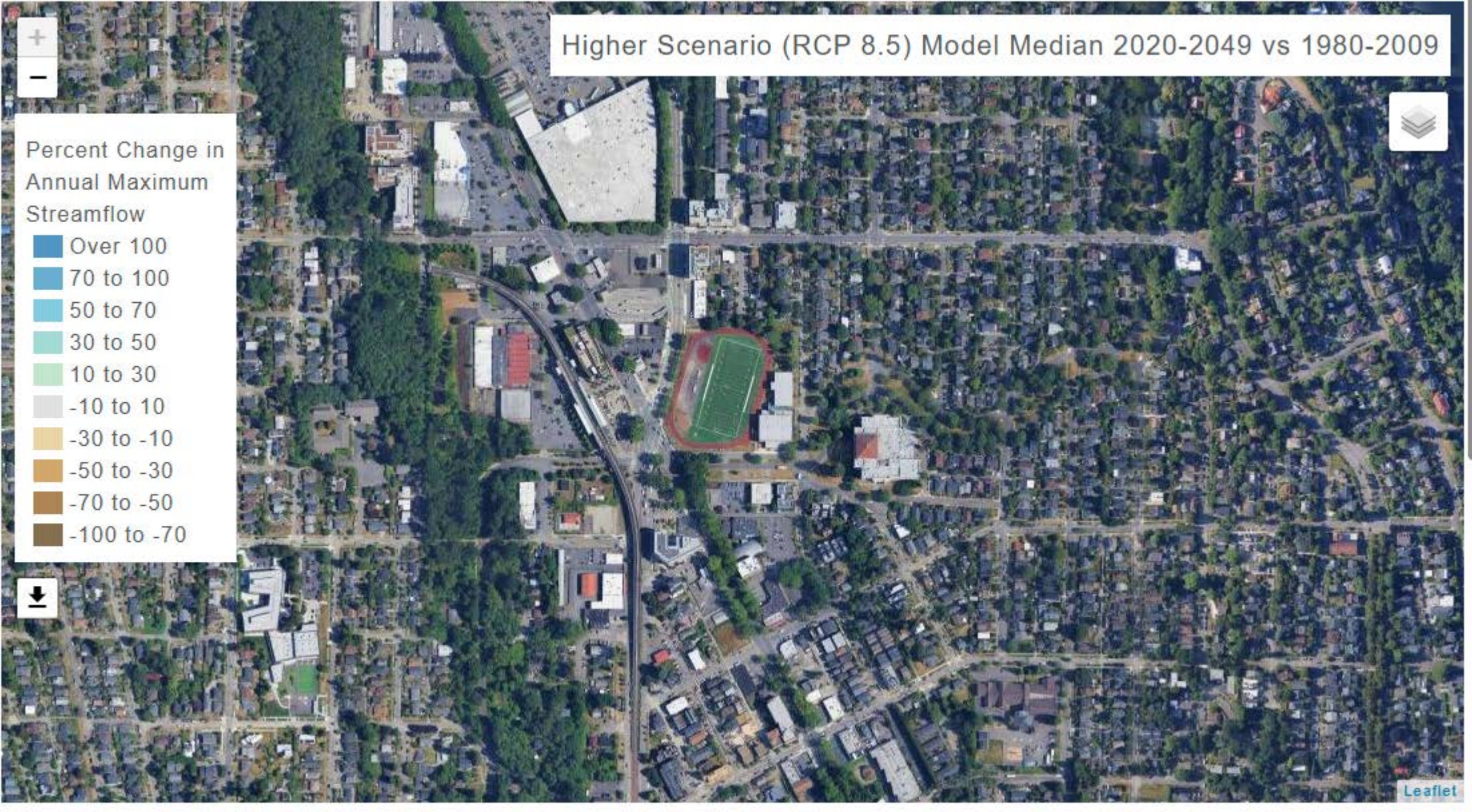
Higher Scenario (RCP 8.5) Model Median 2020-2049 vs 1980-2009
Percent Change in Annual Maximum Streamflow
Over 100
70 to 100
50 to 70
30 to 50
10 to 30
-10 to 10
-30 to -10
-50 to -30
-70 to -50
-100 to -70
Leaflet

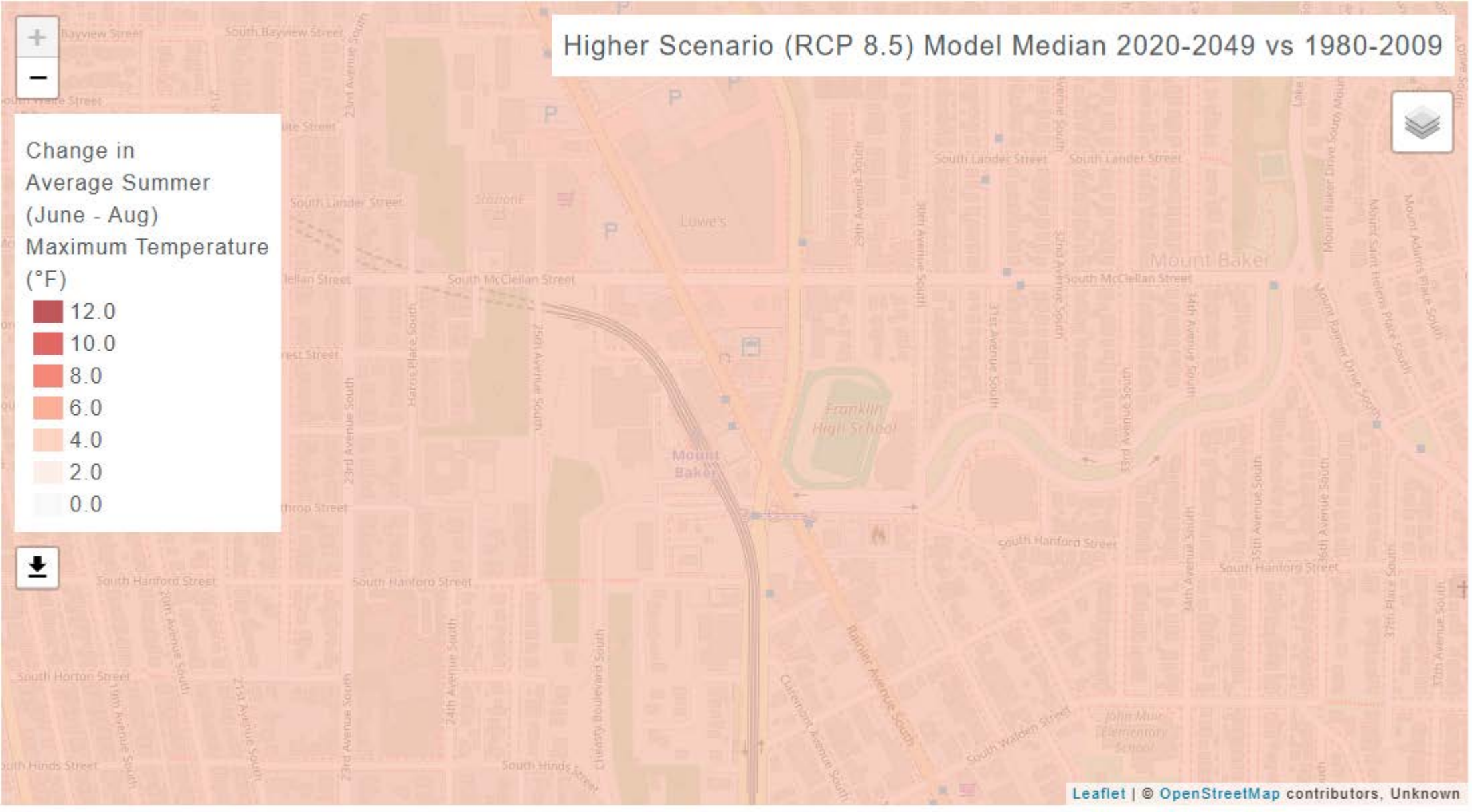
Higher Scenario (RCP 8.5) Model Median 2020-2049 vs 1980-2009
Change in Average Summer (June - Aug) Maximum Temperature (°F)
12.0
10.0
8.0
6.0
4.0
2.0
0.0
Mount Baker
Franklin High School
Lowe's
Leaflet | © OpenStreetMap contributors, Unknown


Higher Scenario (RCP 8.5) Model Median 2030 vs 1991-2009
Relative
Sea Level Rise
with 50% Likelihood
(ft)
Over 4.0
3.5 to 4.0
3.0 to 3.5
2.5 to 3.0
2.0 to 2.5
1.5 to 2.0
1.0 to 1.5
0.5 to 1.0
0 to 0.5
Leaflet


Higher Scenario (RCP 8.5) Model Median 2020-2049 vs 1980-2009
Percent Change in April 1 Snowpack
0
-10
-20
-30
-40
-50
-60
-70
-80
-90
-100
Leaflet | Unknown

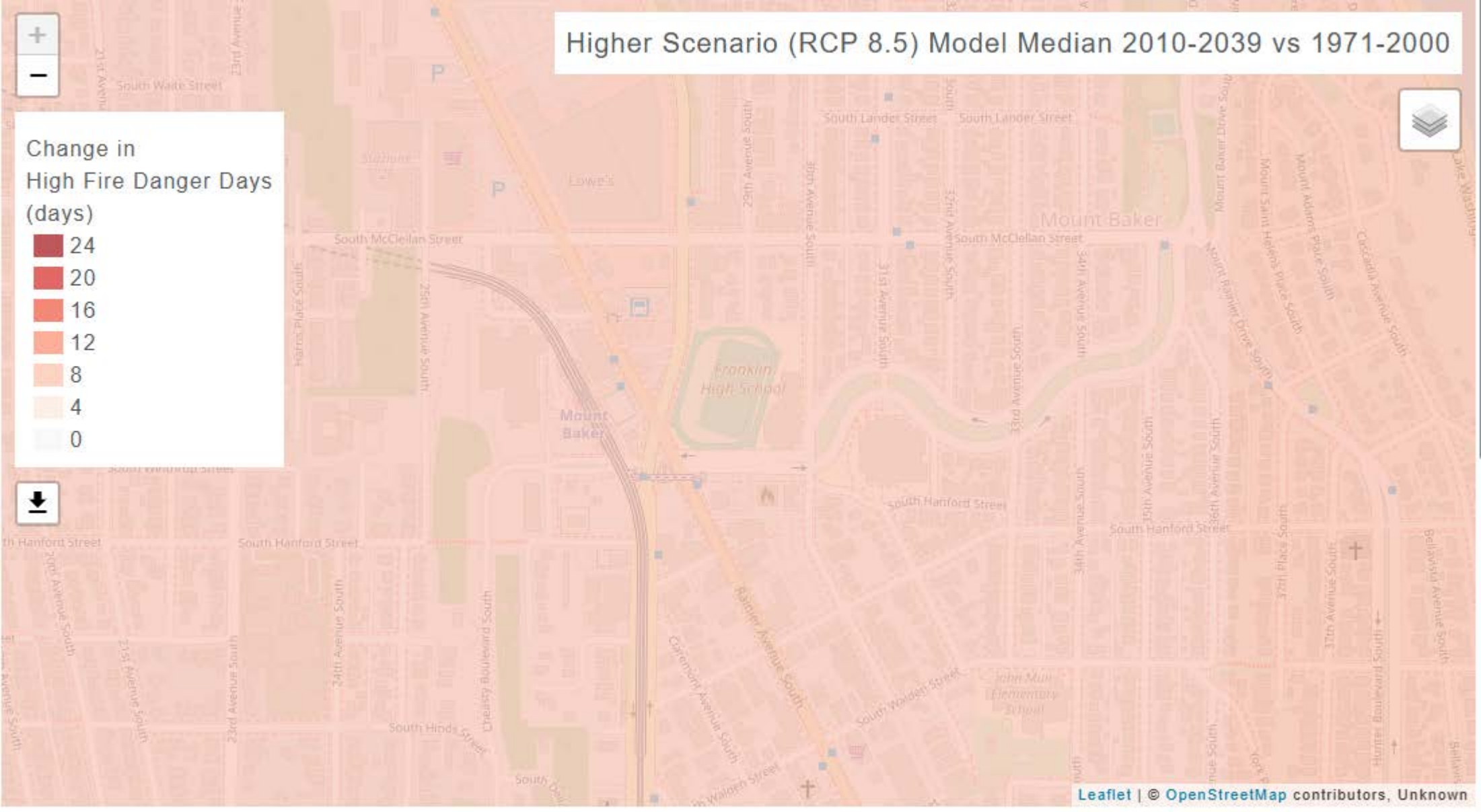
Higher Scenario (RCP 8.5) Model Median 2010-2039 vs 1971-2000
Change in
High Fire Danger Days
(days)
24
20
16
12
8
4
0
Mount Baker
Franklin
High School
South McClellan Street
South Hanford Street
South Lander Street
Rainier Avenue South
Leaflet | © OpenStreetMap contributors, Unknown

Appendix H
Report Limitations and Guidelines for Use

Appendix H
Report Limitations and Guidelines for Use[3]

This appendix provides information to help you manage your risks with respect to the use of this report. Please confer with GeoEngineers if you need to know more about how these "Report Limitations and Guidelines for Use" apply to your project or property.

READ THESE PROVISIONS CLOSELY

It is important to recognize that environmental engineering and geoscience practices (geotechnical engineering, geology, and environmental science) are less exact than other engineering and natural science disciplines. GeoEngineers includes these explanatory "limitations" provisions in our reports to help reduce the risk of misunderstandings or unrealistic expectations that lead to disappointments, claims and disputes.

ENVIRONMENTAL SERVICES ARE PERFORMED FOR SPECIFIC PURPOSES, PERSONS, AND PROJECTS

GeoEngineers has performed this Remedial Investigation/Feasibility Study for the Mount Baker Station Development Property in general accordance with the scope and limitations of our proposal dated January 30, 2025. This report has been prepared for the exclusive use of MBTOD Phase One, LLLP and their authorized agents. This report is not intended for use by others, and the information contained herein is not applicable to other properties.

GeoEngineers structures its services to meet the specific needs of its clients. For example, an Environmental Site Assessment (ESA) study conducted for a property owner may not fulfill the needs of a prospective purchaser of the same property. Because each environmental study is unique, each environmental report is unique, prepared solely for the specific client and property. Use of this report is not recommended for any purpose or project other than as expressly stated in this report.

THIS ENVIRONMENTAL REPORT IS BASED ON A UNIQUE SET OF PROJECT-SPECIFIC FACTORS

This report has been prepared for the Mount Baker Station Development Property in Seattle, Washington. GeoEngineers considered a number of unique, project-specific factors when establishing the scope of services for this Project. Unless GeoEngineers specifically indicates otherwise, it is important not to rely on this report if it was:

- Not prepared for you,
- Not prepared for your Project,
- Not prepared for the specific site explored, or
- Completed before Project changes were made.

3 Developed based on material provided by GBA, GeoProfessional Business Association; www.geoprofessional.org.

If changes to the Project or property occur after the date of this report, GeoEngineers cannot be responsible for any consequences of such changes in relation to this report unless we have been given the opportunity to review our interpretations and recommendations in the context of such changes. Based on that review, we can provide written modifications or confirmation, as appropriate.

RELIANCE CONDITIONS FOR THIRD PARTIES

This report was prepared for the exclusive use of the party(ies) to whom this report is addressed. No other party may rely on the product of our services unless we agree to such reliance in advance and in writing. Within the limitations of the agreed Project scope, schedule and budget, our services have been executed in accordance with our Agreement with the Client and generally accepted environmental practices in this area at the time this report was prepared.

UNDERSTAND THAT GEOTECHNICAL ISSUES HAVE NOT BEEN ADDRESSED

Unless geotechnical engineering was specifically included in our scope of service, this report does not provide any geotechnical findings, conclusions, or recommendations, including but not limited to, the suitability of subsurface materials for construction purposes.

DO NOT SEPARATE DOCUMENTATION FROM THE REPORT

Environmental reports often include supplemental documentation, such as maps, figures and table. Do not separate such documentation from the report. Further, do not, and do not permit any other party to redraw or modify any of the supplemental documentation for incorporation into other professionals' instruments of service.

ENVIRONMENTAL REGULATIONS CHANGE AND EVOLVE

Some substances may be present in the vicinity of the subject property in quantities or under conditions that may have led, or may lead, to contamination of the subject property, but are not included in current local, state, or federal regulatory definitions of hazardous substances or do not otherwise present current potential liability. GeoEngineers cannot be responsible if the standards for appropriate inquiry, or regulatory definitions of hazardous substances, change or if more stringent environmental standards are developed in the future.

SUBSURFACE CONDITIONS CAN CHANGE

This environmental report is based on conditions that existed at the time the study was performed. The findings and conclusions of this report may be affected by the passage of time, by man-made events such as construction on or adjacent to the subject property, by new releases of hazardous substances, new information or technology that become available subsequent to the report date, or by natural events such as floods, earthquakes, slope instability or groundwater fluctuations. Please contact GeoEngineers before applying this report for its intended purpose so that GeoEngineers may evaluate whether changed conditions affect the continued applicability of the report.

SOIL AND GROUNDWATER END USE

The cleanup levels referenced in this report are site- and situation-specific. The cleanup levels may not be applicable for other properties or for other on-site uses of the affected soil and/or groundwater. Note that hazardous substances may be present in some of the on-site soil and/or groundwater at detectable concentrations that are less than the referenced cleanup levels. GeoEngineers should be contacted prior to the export of soil or groundwater from the subject property or reuse of the affected soil or groundwater on-site to evaluate the potential for associated environmental liabilities. GeoEngineers will not assume responsibility for potential environmental liability arising out of the transfer of soil and/or groundwater from the subject property to another location, or the reuse of such soil and/or groundwater on-site in any instances that we did not recommend, know of, or control.

ENVIRONMENTAL FINDINGS ARE PROFESSIONAL OPINIONS

Our interpretations of subsurface conditions are based on field observations and chemical analytical data from widely spaced sampling locations at the subject property. Site exploration identifies subsurface conditions only at those points where subsurface tests are conducted or samples are taken. GeoEngineers reviewed field and laboratory data and then applied its professional judgment to render an informed opinion about subsurface conditions throughout the property. Actual subsurface conditions may differ significantly from those indicated in this report. Our report, conclusions and interpretations should not be construed as a warranty of the subsurface conditions.

DO NOT REDRAW THE EXPLORATION LOGS

Environmental scientists prepare final boring and testing logs based upon their interpretation of field logs and laboratory data. To prevent errors or omissions, the logs included in an environmental report should never be redrawn for inclusion in other design documents. Only photographic or electronic reproduction that preserves the entire original boring log is acceptable, but separating logs from the report can create increase the risk of potential misinterpretation.

BIOLOGICAL POLLUTANTS

GeoEngineers' Scope of Work specifically excludes the investigation, detection, prevention, or assessment of the presence of Biological Pollutants. Accordingly, this report does not include any interpretations, recommendations, findings or conclusions regarding the detecting, assessing, preventing or abating of Biological Pollutants, and no conclusions or inferences should be drawn regarding Biological Pollutants as they may relate to this Project. The term "Biological Pollutants" includes, but is not limited to, molds, fungi, spores, bacteria and viruses, and/or any of their byproducts.

A Client that desires these specialized services is advised to obtain them from a consultant who offers services in this specialized field.

INFORMATION PROVIDED BY OTHERS

GeoEngineers has relied upon certain data or information provided or compiled by others in the performance of our services. Although we use sources that we reasonably believe to be trustworthy, GeoEngineers cannot warrant or guarantee the accuracy or completeness of information provided or compiled by others.