

## TECHNICAL MEMORANDUM

**TO:** Sandy Smith, PE, LHG, Washington State Department of Ecology  
**CC:** Eric Huseby, City of Tacoma  
**FROM:** Katie Gauglitz, LG, and Joshua Burbach, EIT  
**DATE:** March 24, 2026  
**RE:** Long-Term Groundwater Monitoring Status Report No. 13  
2026 Annual Groundwater Monitoring  
Former Sauro's Cleanerama Site  
Tacoma, Washington  
Landau Project No. 0094048.100.109

## INTRODUCTION

On behalf of the City of Tacoma (City), Landau Associates, Inc. (Landau) is providing results for long-term groundwater monitoring activities at the former Sauro's Cleanerama site (site). Figure 1 shows the site location.

The City is implementing a Cleanup Action Plan (CAP; Ecology 2014), which is part of Agreed Order (AO) No. DE 11080 between the City and the Washington State Department of Ecology (Ecology). Under the CAP, the City is implementing the monitored natural attenuation (MNA) remedy selected in the feasibility study, which has a total 30-year timeframe. As identified in the AO (Ecology 2015), 2013 is the first year of MNA; year 30 will be 2043. Following completion of the AO and CAP, the City conducted 2 years of semiannual groundwater monitoring, beginning in January 2016 and continuing through July 2017. After completion of semiannual monitoring, winter was identified as the appropriate sampling timeframe because higher volatile organic compound (VOC) concentrations generally occur during the winter (Landau 2017). The City received approval from Ecology (Coleman 2018), and commenced the annual sampling in January 2018.

This technical memorandum summarizes the thirteenth groundwater monitoring event under the CAP, conducted on January 26, 2026. Monitoring includes collection of groundwater samples and analysis for VOCs and MNA geochemical parameters, in accordance with the CAP and modifications approved by Ecology (Smith 2025).

## GROUNDWATER MONITORING PROGRAM SUMMARY

The existing site groundwater monitoring well network includes 17 wells. Of the 17 wells, nine were selected for long-term monitoring under the CAP. Figure 2 shows the locations of the nine wells selected for long-term monitoring. Table 1 presents a sampling matrix for the long-term monitoring wells.

During the January 2026 sampling event, groundwater samples were collected in accordance with the *Sampling and Analysis Plan* (Landau 2013). Samples for VOC and MNA analysis were collected using a peristaltic pump at MW-2 and LAI-MW-4. The other seven wells were sampled using passive diffusion bags for VOCs and dedicated Waterra foot valves/tubing for MNA parameters. VOC samples at RNS-MW6 are collected at two discrete depths because of the relatively long screen (20 feet [ft]) and because prior sampling has demonstrated stratification within the well; all other wells were sampled at a single depth. All samples were submitted for analysis under proper chain-of-custody protocols to Eurofins Environment Testing Northwest, LLC (EETNW) located in Fife, Washington.

All groundwater samples were analyzed by the laboratory for VOC constituents of concern tetrachloroethene (PCE), trichloroethene (TCE), cis-1,2-dichloroethene (cDCE), and vinyl chloride (VC); and MNA parameters (chloride, nitrate, manganese, total organic carbon [TOC], sulfate, and dissolved gases [acetylene, methane, ethane, and ethene]).<sup>1</sup> Samples were analyzed using the following methods: VOCs by US Environmental Protection Agency (EPA) Method 8260D, chloride, nitrate, and sulfate by EPA Method 300.0, TOC by EPA Method SM 5310B, manganese by EPA Method 6020B, and dissolved gases by EPA Method RSK-175. Field parameters were also collected, including dissolved oxygen (DO) and oxygen-reduction potential (ORP) using a field meter (YSI Quatro Pro Plus or similar) and ferrous iron using a HACH® field test kit (Model IR-18C). A duplicate sample was collected at LAI-MW3 (Dup1) for quality control purposes. Data will be electronically submitted to Ecology's Environmental Information Management system in spring 2026.

The analytical data were reviewed and validated (S2AVM; EPA 2009) by an independent team at Landau for data quality indicator parameters (precision, accuracy, representativeness, comparability, completeness, and sensitivity) in accordance with the project CAP (Ecology 2014) and with guidance from applicable sections of EPA National Functional Guidelines (EPA 2020a, 2020b). Data were flagged with data validation qualifiers if the quality indicator parameters were not met. Overall, results were determined to be acceptable for use with the qualifications added to the data, as indicated in the data tables. Data were qualified as estimated (J/UJ) due to low matrix spike/matrix spike duplicate (MS/MSD) percent recoveries and/or high field duplicate relative percent differences (RPDs). Two data points were rejected (R; nitrate at LAI-MW2 and LAI-MW4) for analysis outside the method-recommended hold time. Completeness is a measure of the amount of valid data collected compared to the amount planned; measurements qualified as estimated or non-detect are still considered valid; however, rejected data points are invalid. The completeness for this dataset was 98 percent complete.

Table 2 presents the analytical methods, practical quantitation limits (i.e., reporting limits), preservatives, and holding times. Groundwater elevations and contours are presented on Figure 2 and in Table 3. Figure 3 and Table 4 present VOC analytical results. Table 5 presents MNA analytical results. VOC time series plots are provided in Attachment 1. A copy of the laboratory data packages for the most recent sampling event (January 2026), cumulative results, and copies of the January 2026 sample collection forms are provided in Attachments 2, 3, and 4, respectively.

---

<sup>1</sup> Ecology approved the removal of nitrite and sulfide analyses and requested the addition of manganese analysis prior to the 2026 groundwater monitoring event (Smith 2025). These modifications will continue to be incorporated for future monitoring events.

## Groundwater Elevation Results

Groundwater conditions at the site are influenced by local geology and precipitation. During January 2026, groundwater elevations at monitoring wells nearest to the former Sauro's property were about 35.5 ft higher than those at downgradient monitoring well LAI-MW4, farthest from the Sauro's property and nearest the Thea Foss Waterway. The groundwater flows east, towards the Thea Foss Waterway.

In October 2021, construction of a new surface water pipeline, and dewatering activities, began near Dock Street in the vicinity of LAI-MW4 as part of the Jefferson and Hood Street Surface Water Interceptor pipeline construction project. Review of the groundwater analytical data collected at LAI-MW4 indicates that the aquifer in this location was likely affected by the construction project. Construction in the Dock Street area continued through summer of 2022. The pipeline was installed at a depth of 21 to 27 ft along Dock Street and is approximately 22 ft deep near LAI-MW4. Dewatering took place in the vicinity of Dock Street from December 2021 through May 2022. The location of the pipeline is shown on Figure 2.

Elevated concentrations of chloride and sulfate and decreased concentrations of methane were observed at LAI-MW4 beginning in 2022. It appears that these changes coincide with the construction schedule described above. Chloride and sulfate are associated with seawater intrusion, and observed increases of these constituents is likely the result of construction dewatering. Since 2024, the concentrations of chloride and sulfate have trended back toward concentrations observed before 2022. In 2025 and 2026, the observed concentration of methane at LAI-MW4 recovered to approximately 50 percent of its pre-construction concentration. These data indicate that the effects of seawater intrusion have persisted following the conclusion of the construction dewatering activities; however, concentrations have been trending back toward pre-construction levels. In general, the effects of seawater intrusion can take several years to fully dissipate.

Pre-construction analytical data collected from LAI-MW4, which shows consistently low concentrations of chloride and sulfate, don't suggest that there is tidal influence on groundwater conditions at the monitoring well. The recent increases in chloride and sulfate data appear to be related to the pipeline construction and dewatering activities.

## Volatile Organic Compound Results

The VOC plume at the site is somewhat bifurcated, with the main portion of the plume extending east-northeast of the site and a smaller, lower-concentration portion of the plume extending south-southeast of the site. The east-northeast segment of the plume is characterized by monitoring wells LAI-MW5, RNS-MW6, MW-13, LAI-MW1, LAI-MW2, LAI-MW3, and LAI-MW4. The south-southeast segment of the plume is characterized by monitoring wells RNS-MW2 and MW-2.

VOC analytical results from the January 2026 sampling event are consistent with historical results. At three wells (LAI-MW1, LAI-MW5, and LAI-MW-4), all VOC concentrations are below their respective cleanup levels. LAI-MW5 is located adjacent to the northeast corner of the property, LAI-MW1 bounds the northern edge of the east-northeast segment of the plume, and LAI-MW4 is located downgradient

from the property near the western bank of the Thea Foss Waterway. At the six remaining wells, one or more VOCs exceeded cleanup levels. The cleanup level for both PCE and TCE is 5 micrograms per liter ( $\mu\text{g/L}$ ), the cleanup level for cDCE is 70  $\mu\text{g/L}$ , and the cleanup level for VC is 0.2  $\mu\text{g/L}$ . The following summarizes the VOC analytical results for the January 2026 groundwater monitoring event:

- cDCE did not exceed the cleanup level in any well in 2026.
- LAI-MW2, MW-13, and RNS-MW6 (42.5 and 52.5 ft), which are located in the core of the east-northeast plume segment, continue to report the highest concentrations of VOCs.
  - The January 2026 results indicate concentrations above cleanup levels for PCE and TCE at all four sampling points. VC concentrations were non-detect; however, the reporting level was elevated to 2.0  $\mu\text{g/L}$  for LAI-MW2, MW-13, and RNS-MW6-52.5.
  - Concentrations of PCE at these wells ranged from 280  $\mu\text{g/L}$  to 360  $\mu\text{g/L}$ , and concentrations of TCE ranged from 89  $\mu\text{g/L}$  to 120  $\mu\text{g/L}$ .
- Analytical results from LAI-MW3, also located in the east-northeast plume segment but downgradient of the core of the plume, indicate that concentrations of PCE and TCE exceed applicable cleanup levels; however, concentrations are somewhat lower (85  $\mu\text{g/L}$  and 34  $\mu\text{g/L}$ , respectively) than at the three monitoring points discussed above. PCE and TCE concentrations at LAI-MW3 are consistent with concentrations measured over the last several years. VC was not detected at concentrations exceeding the laboratory reporting limit.
- MW-2 is located toward the downgradient end of the south-southeast segment of the plume; where analytical results indicate concentrations of VC slightly exceed applicable cleanup levels. VC concentrations at the well were 0.25  $\mu\text{g/L}$  and are slightly above cleanup levels of 0.20  $\mu\text{g/L}$ . PCE and TCE were not detected; however, low concentrations of cDCE (0.88  $\mu\text{g/L}$ ) were present.
- Analytical results from RNS-MW2, located in the south-southeast plume segment, indicate that the concentration of PCE (13  $\mu\text{g/L}$ ) continues to exceed the applicable cleanup level. However, the concentration of PCE at adjacent well MW-2 was not detected. RNS-MW2 is screened slightly deeper (38.5 feet below ground surface [ft bgs]), than MW-2 (15 ft bgs). All other analysis were either not detected or below applicable cleanup levels.

## Discussion of Volatile Organic Compound Data Trends

An interim soil removal action was completed at the site in 2010, and the site was subsequently filled and paved. In the downgradient wells nearest the source area (RNS-MW6 and MW-13), a period of increasing VOC concentrations occurred following the removal action, likely due to significant soil disturbance associated with the removal action. A turning point occurred in 2013, and formerly increasing VOC concentration trends at RNS-MW6 and MW-13 began to decline. In wells farther downgradient (RNS-MW2, LAI-MW2, and LAI-MW3), the shift in concentration trends from increasing to decreasing occurred later, in 2016. The following sections provide detailed observations regarding VOC concentration trends. VOC concentration time series plots are provided in Attachment 1.

### East-Northeast Plume Segment

- LAI-MW1 and LAI-MW5 historically showed sporadic detections of VOCs; however, VOCs have not been detected in either well since 2018. LAI-MW5 is located adjacent to the former source

area, and LAI-MW1 is located downgradient of the source area in the north-northeast direction and bounds the northern edge of the plume.

- LAI-MW4 bounds the plume to the east. VOC concentrations at this well do not exhibit an apparent trend and constituents are detected intermittently. Detections of TCE, PCE, and cDCE have never exceeded the cleanup levels. VC has been sporadically detected above the cleanup level, with the most recent exceedance recorded in 2022. cDCE was the only constituent of concern detected in January 2026 (0.22 µg/L).
- RNS-MW6, located immediately downgradient of the source area, is sampled at two depths within the 20-ft screen. The trends observed at each depth are similar to each other.
  - VOC concentration trends at the 42.5-ft depth vary by constituent. PCE, TCE, and cDCE have all shown generally decreasing trends since 2013, with more stable trends over the past few years. VC was most recently detected in 2021 at a concentration of 0.38 µg/L. However, reporting limits for VC were elevated in 2022 through 2025 (ranging from 2.0 to 10 µg/L). Lower reporting limits were achieved in 2026, and VC was not detected above 0.20 µg/L.
  - The data trends at the 52.5-ft sampling depth are similar to the trends at the 42.5-ft depth. VC was most recently detected at a concentration of 0.37 µg/L in 2021; however, VC reporting limits were also similarly elevated in 2022 through 2025; a reporting level of 2.0 was achieved in 2026.
- Data trends in the mid-plume region are generally declining.
  - Concentrations at MW-13 show an overall decreasing trend since 2013. Reporting limits for VC were elevated at this well in 2022 through 2026, similar to RNS-MW6. However, the well exhibits an overall declining VC trend, excluding the years with elevated reporting limits. MW-13 is located down-gradient of the source area and RNS-MW6.
  - At LAI-MW2, concentrations of PCE, TCE, and cDCE peaked in 2016, somewhat later than at other upgradient wells. After 2016, concentrations of all four VOCs showed declining or stable trends and then returned to concentrations similar to those observed 2016 in 2022. Since 2022, concentrations are generally declining. Reporting limits for VC were elevated at this well in 2022 through 2026; however, the well exhibits an overall declining VC trend, excluding the years with elevated reporting limits. VC was most recently detected in 2025 at the lowest concentration reported to date (0.44 µg/L). VC was not detected in 2026; however, reporting limits were elevated to 2 µg/L.
  - LAI-MW3 exhibits overall decreasing trends for PCE, TCE, and cDCE from 2016 to present. VC has not been detected at this well since 2016; however, reporting limits for VC were elevated to 2 µg/L in 2023 and 2024. VC was not detected above the reporting limit of 0.2 µg/L in 2026, and historical detections (2013 and 2016) of VC were laboratory-estimated quantities below the cleanup level of 0.2 µg/L.

### South-Southeast Plume Segment

- At RNS-MW2, only PCE exceeded the applicable cleanup level in 2026. PCE concentrations showed an increasing trend until 2016; however, concentrations have been declining or stable since then. TCE shows an overall declining trend, and concentrations have consistently been below the cleanup level. VC has not been detected above the reporting limit at this well for any monitoring period.

- At MW-2, only VC exceeded the applicable cleanup levels in 2026. Concentrations show decreasing trends for all four VOCs through 2013, after which the data has been somewhat variable, with only VC occasionally exceeding the cleanup level. The fluctuations observed at this location may be attributed to the presence of the footing drain on the east side of the building located at 1411 Pacific Avenue, which appears to influence groundwater flow southeast of the property.

## Monitored Natural Attenuation Results

Natural attenuation of chlorinated ethenes occurs through several mechanisms, with the primary mechanism being biologically mediated reductive dechlorination. For reductive dechlorination to occur, the aquifer must be reducing, and a food source (electron donor) for the bacteria must be available. Measures of aquifer redox conditions include DO, ORP, nitrate, manganese, ferrous iron, sulfate, and methane. TOC concentration is a measure of available electron donor. In general, low concentrations of DO, nitrate, and sulfate, and detections or elevated concentrations of manganese, ferrous iron, and methane are indicators of reduced aquifer conditions. However, the redox state of the aquifer can be variable and complex, and assessment requires evaluation of multiple indicators. Manganese was added to the list of MNA analytes in 2026 for the purpose of gaining a more detailed understanding of aquifer redox conditions. Nitrite and sulfide were removed in 2026 as results are typically not detected above the laboratory reporting limits. 2026 MNA results are presented in Table 5, and a cumulative MNA table is presented in Attachment 3.

MNA data appear to suggest the most favorable conditions for reductive dechlorination are at LAI-MW5 (near the source area), MW-2 (southeast of the source area), and LAI-MW4 (the most downgradient well) where ferrous iron concentrations are highest. Elevated TOC concentrations also occur at these wells, indicating the presence of electron donor. In 2026, methane concentrations are elevated at LAI-MW5, MW-2, and LAI-MW4; however, methane concentrations were previously higher at all three wells. Indicators of reducing aquifer conditions and electron donor availability at LAI-MW5, MW-2, and LAI-MW4 during the January 2026 sampling event are summarized below.

- Ferrous iron was detected in the three wells at concentrations exceeding 2.0 milligrams per liter (mg/L). LAI-MW5 and LAI-MW4 had concentrations of 2.6 mg/L and 2.4 mg/L respectively, and concentrations at MW2 were further elevated at 7.0 mg/L.
- Nitrate was not detected at LAI-MW5, and the data was rejected at LAI-MW4; however, at MW-2, nitrate was detected at 2.4 mg/L.
- The sulfate concentration at LAI-MW5 and LAI-MW4 is relatively low (an estimated 1.6 mg/L and 7.0 mg/L, respectively), but sulfate concentrations remain elevated at MW2 (37 mg/L). LAI-MW4 had significantly increased concentrations of sulfate in 2022 and 2023 that may have been indicative of saltwater intrusion, but concentrations decreased through 2026.
- Methane was detected at elevated concentrations indicative of strongly methanogenic conditions in all three wells. Methane was detected at a concentration of 8.80 mg/L at LAI-MW5. Methane concentrations at MW2 and LAI-MW4 were lower than at LAI-MW5 (1.2 mg/L and 0.54 mg/L, respectively), but still indicative of methanogenic conditions.

- TOC concentrations were somewhat elevated at LAI-MW5 and MW-2, with concentrations of 4.4 mg/L and 2.7 mg/L, respectively.

At the remaining six wells, results indicate minimal capacity for reductive dechlorination. Ferrous iron was not present at significant concentrations (less than or equal to 2.0 mg/L) and TOC was not detected at significant concentrations (less than or equal to 2.0 mg/L, except for RNS-MW2 concentrations of 4.6 mg/L). Although nitrate is low or not detected at the remaining wells, sulfate remains in detectable concentrations.

## **PLANNED GROUNDWATER MONITORING ACTIVITIES**

Groundwater monitoring results will continue to be submitted to Ecology 60 days after completion of sampling activities. The next scheduled sampling event will occur in January 2027.

## **USE OF THIS TECHNICAL MEMORANDUM**

This technical memorandum has been prepared for the exclusive use of the City of Tacoma and Washington State Department of Ecology for specific application to the former Sauro's Cleanorama Groundwater Monitoring project. No other party is entitled to rely on the information, conclusions, and recommendations included in this document without the express written consent of Landau. Further, the reuse of information, conclusions, and recommendations provided herein for extensions of the project or for any other project, without review and authorization by Landau, shall be at the user's sole risk. Landau warrants that within the limitations of scope, schedule, and budget, our services have been provided in a manner consistent with that level of care and skill ordinarily exercised by members of the profession currently practicing in the same locality under similar conditions as this project. Landau makes no other warranty, either express or implied.

\* \* \* \* \*

Please contact us if you have any questions concerning groundwater monitoring activities at the site or the results presented in this status report. This document has been prepared under the supervision and direction of the following key staff.

## LANDAU ASSOCIATES, INC.



Joshua Burbach, EIT  
Project EIT



Katie Gauglitz, LG  
Associate Geologist

JDB/KMG/san  
[\\TACOMA3\PROJECT\094\048.100\109 YEAR 13 2026\R\STATUS REPORT NO. 13\LANDAU\_SAUROS GW MONITORING\_TM 03242026.DOCX]

## REFERENCES

Coleman. 2018. Re: Draft Sauro's Long-Term Groundwater Monitoring Status Report No. 4. From Marv Coleman, Toxics Cleanup Program, Washington State Department of Ecology, to Sierra Mott, Senior Project Scientist, Landau Associates, Inc. January 22.

Ecology. 2014. Draft: *Cleanup Action Plan*, Former Sauro's Cleanerama Site, Tacoma, Washington. Washington State Department of Ecology. December.

Ecology. 2015. Agreed Order No. DE 11080: In the Matter of Remedial Action by The City of Tacoma for Sauro's Cleanarama; 1401, 1407, and 1409 Pacific Avenue; Tacoma, Washington. Washington State Department of Ecology. Effective July 16.

EPA. 2009. Guidance for Labeling Externally Validated Laboratory Analytical Data for Superfund Use. OSWER No. 9200.1-85; EPA 540-R-08-005. US Environmental Protection Agency. January 13.  
<https://www.epa.gov/system/files/documents/2021-10/guidance-for-labeling-externally-validated-laboratory-analytical-data-for-superfund-use-2009.pdf>

EPA. 2020a. National Functional Guidelines for Organic Superfund Methods Data Review. OLEM 9240.0-51; EPA-540-R-20-005. US Environmental Protection Agency. November.  
[https://www.epa.gov/sites/default/files/2021-03/documents/nfg\\_for\\_organic\\_superfund\\_methods\\_data\\_review\\_november\\_2020.pdf](https://www.epa.gov/sites/default/files/2021-03/documents/nfg_for_organic_superfund_methods_data_review_november_2020.pdf).

EPA. 2020b. National Functional Guidelines for Inorganic Superfund Methods Data Review. OLEM 9240.1-66; EPA-542-R-20-006. US Environmental Protection Agency. November.  
[https://www.epa.gov/sites/default/files/2021-03/documents/nfg\\_for\\_inorganic\\_superfund\\_methods\\_data\\_review\\_november\\_2020.pdf](https://www.epa.gov/sites/default/files/2021-03/documents/nfg_for_inorganic_superfund_methods_data_review_november_2020.pdf)

Landau. 2013. Draft *Sampling and Analysis Plan*, Former Sauro's Property, Tacoma, Washington. Landau Associates, Inc. January 24.

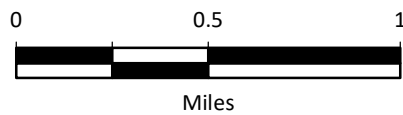
Landau. 2017. Draft Technical Memorandum: Long-Term Groundwater Monitoring Status Report No. 4 for July 2017, Former Sauro's Cleanerama Site, Tacoma, Washington. Landau Associates, Inc. September 7.

Landau. 2021. Technical Memorandum: Long-Term Groundwater Monitoring Status Report No. 8, January 2021 Annual Groundwater Monitoring, Former Sauro's Cleanerama Site; Tacoma, Washington. Landau Associates, Inc. April 19.

Smith. 2025. Re: Former Sauro's Cleanerama 2025 GW Status Report. From Sandy B. Smith, Toxics Cleanup Program, Washington State Department of Ecology, to Katie Gauglitz, Landau Associates, Inc. June 16.

## ATTACHMENTS

- Figure 1: Vicinity Map
- Figure 2: Groundwater Elevations (January 2026)
- Figure 3: VOC Concentrations in Groundwater (January 2026)
- Table 1: Sample Matrix
- Table 2: Laboratory Analytical and Field Parameter Details
- Table 3: Groundwater Elevations
- Table 4: Groundwater Analytical Results for Constituents of Concern
- Table 5: Monitored Natural Attenuation Parameters
- Attachment 1: Constituents of Concern Concentration Time Series Plots
- Attachment 2: January 2026 Laboratory Data Package
- Attachment 3: Cumulative Results Plots and Tables
- Attachment 4: Sample Collection Forms



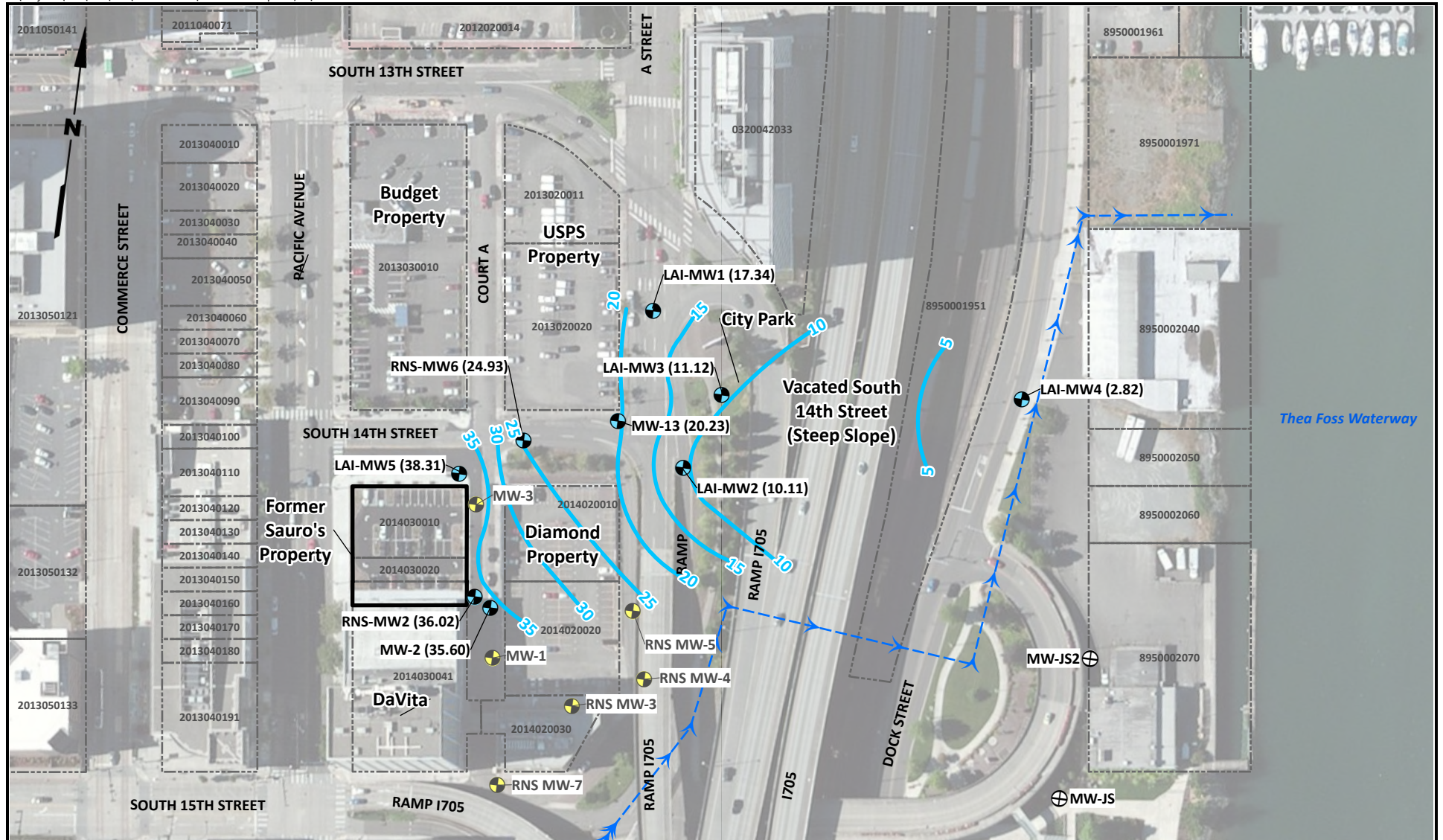
Data Source: Esri.

Sauro's Cleanerama  
Tacoma, Washington

Vicinity Map

Figure  
**1**

G:\Projects\0994\048\100\105\F01 VicMap.mxd 2/23/2022



**Legend**

- Long-Term Groundwater Monitoring Well (and Groundwater Elevation)
- Pre-RI Monitoring Well
- Non-Project Wells
- Groundwater Elevation Contour
- Surface Water Pipeline
- Subject Property
- Tax Parcels with Parcel ID

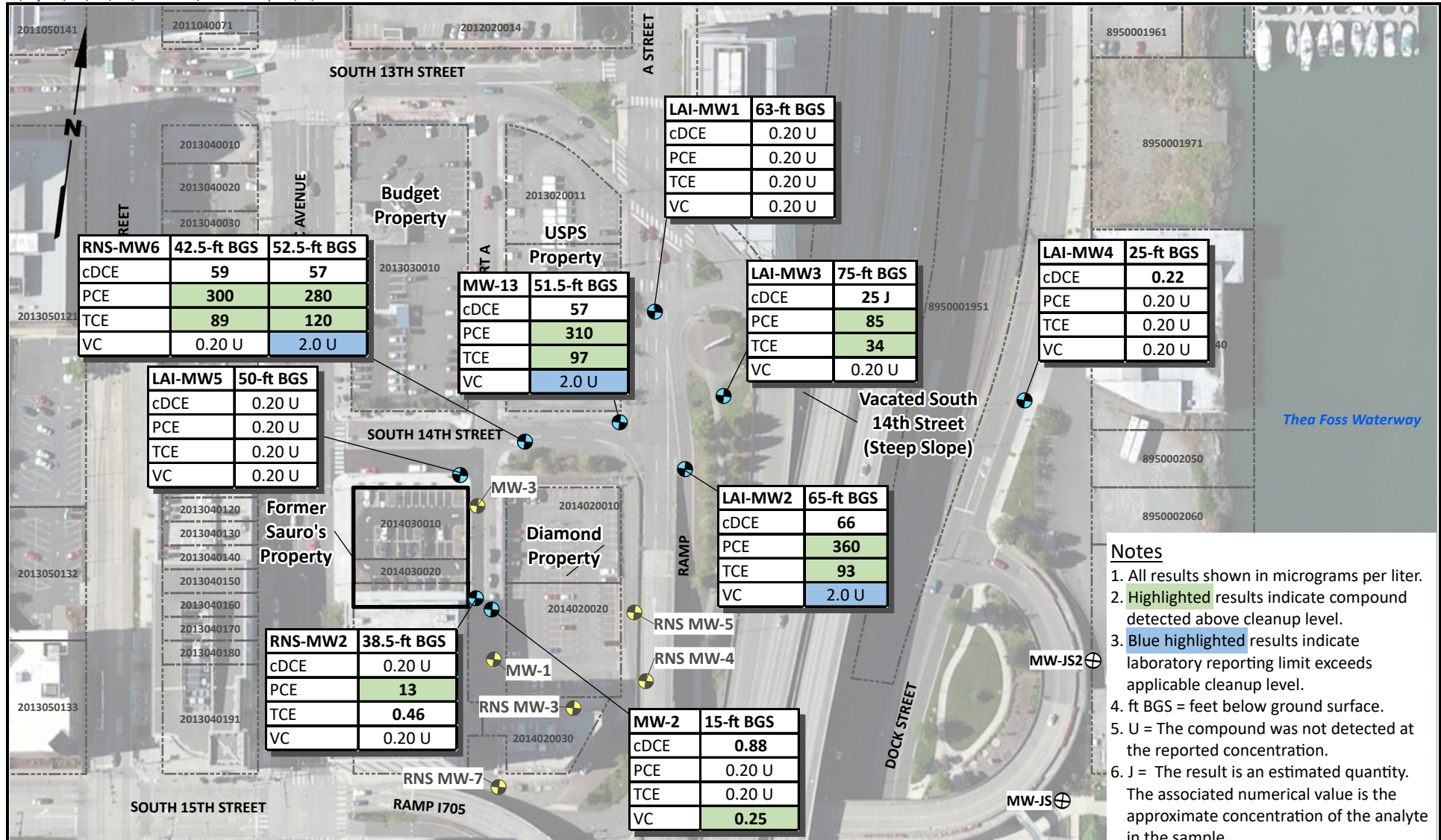
**Note**

1. Black and white reproduction of this color original may reduce its effectiveness and lead to incorrect interpretation.



Data Source: Esri World Imagery, 2016.

Sauro's Cleanerama Tacoma, Washington	<b>Groundwater Elevations (January 2026)</b>	Figure <b>2</b>
--	--	--------------------



- Notes**
1. All results shown in micrograms per liter.
  2. **Highlighted** results indicate compound detected above cleanup level.
  3. **Blue highlighted** results indicate laboratory reporting limit exceeds applicable cleanup level.
  4. ft BGS = feet below ground surface.
  5. U = The compound was not detected at the reported concentration.
  6. J = The result is an estimated quantity. The associated numerical value is the approximate concentration of the analyte in the sample.
  7. Black and white reproduction of this color original may reduce its effectiveness and lead to incorrect interpretation.

**Legend**

- Long-Term Groundwater Monitoring Well (and Sampling Depth)
- Pre-RI Monitoring Well
- ⊕ Non-Project Wells
- ▭ Subject Property
- ▭ Tax Parcels with Parcel ID

0 150 300  
Scale in Feet

**Table 1**  
**Sample Matrix**  
**Former Sauro's Cleanerama Site – Tacoma, Washington**

Location	VOC Sampling Depth (ft)	VOC Sampling Method	MNA Parameters Sampling Depth (ft)	MNA Parameters Sampling Method
LAI-MW1	63	PDB	63	WAT
LAI-MW2	65	PDB	65	WAT
LAI-MW3	75	PDB	75	WAT
LAI-MW4	25	PP	25	PP
LAI-MW5	50	PDB	50	WAT
MW-2	15	PP	15	PP
MW-13	51.5	PDB	51.5	WAT
RNS-MW2	38.5	PDB	38.5	WAT
RNS-MW6 <sup>a</sup>	42.5 and 52.5	PDB	47.5	WAT

**Note:**

<sup>a</sup> For RNS-MW6, where there are two VOC sampling depths, the MNA sampling depth is the mid-point between the two VOC sampling depths.

**Abbreviations/Acronyms:**

ft = foot/feet

HDPE = high-density polyethylene

MNA = monitored natural attenuation

PDB = passive diffusion bag

PP = peristaltic pump with dedicated tubing

VOC = volatile organic compound

WAT = (dedicated) Waterra foot valve (with dedicated 5/8-inch HDPE tubing)

**Table 2**  
**Laboratory Analytical and Field Parameter Details**  
**Former Sauro's Cleanerama Site – Tacoma, Washington**

Groundwater Analytical Parameters	EPA Analytical Method	Reporting Limits	Preservation	Maximum Holding Time (Days)
<b>Volatile Organic Compounds</b>				
Tetrachloroethene	8260D	0.2 µg/L	Add HCl to pH<2; Store cool at 6°C	14
Trichloroethene	8260D	0.2 µg/L	Add HCl to pH<2; Store cool at 6°C	14
cis-1,2-Dichloroethene	8260D	0.2 µg/L	Add HCl to pH<2; Store cool at 6°C	14
Vinyl Chloride	8260D	0.2 µg/L	Add HCl to pH<2; Store cool at 6°C	14
<b>Monitored Natural Attenuation<sup>a</sup></b>				
Chloride	300.0	1.0 mg/L	Store cool at 6°C	28
Nitrate (NO <sub>3</sub> ) (Total) as N	300.0	0.1 mg/L	Store cool at 6°C	48 hours
Total Organic Carbon	SM 5310C	1.0 mg/L	Add 2mL 9N H <sub>2</sub> SO <sub>4</sub> pH<2; Store at 6°C	28
Sulfate (SO <sub>4</sub> ) (Total)	300.0	1.0 mg/L	Store cool at 6°C	28
Manganese (Mn) (Dissolved)	6020B	0.0020 mg/L	Add HNO <sub>3</sub> to pH<2; Store cool at 6°C	6 months
AMEE	RSK-175	0.0050 mg/L	Store cool at 6°C	14

Groundwater Field Parameters	Data Collection Method	Instrument	Units
<b>Monitored Natural Attenuation</b>			
Conductivity	Field meter	YSI <sup>b</sup>	µS/cm
Dissolved Oxygen	Field meter	YSI <sup>b</sup>	mg/L
Oxidation Reduction Potential	Field meter	YSI <sup>b</sup>	units +/- mV
pH	Field meter	YSI <sup>b</sup>	unitless
Temperature	Field meter	YSI <sup>b</sup>	°C
Ferrous Iron (Fe <sup>2+</sup> )	Field meter	Hach® Kit	mg/L
Turbidity	Field meter	Turbidity Meter	NTU
<b>Water Level</b>	Field meter	Water Level Indicator	0.01 ft

**Notes:**

<sup>a</sup> Reporting limits for monitored natural attenuation parameters were updated in 2026 based on laboratory capabilities.

<sup>b</sup> YSI shall be recalibrated daily.

**Abbreviations/Acronyms:**

AMEE = acetylene, methane, ethane, and ethene

°C = degrees Celsius

EPA = US Environmental Protection Agency

ft = foot

µg/L = micrograms per liter

mg/L = milligrams per liter

mL = milliliters

mV = millivolts

µS/cm = microSiemens per centimeter

NTU = nephelometric turbidity units

**Table 3**  
**Groundwater Elevations**  
**Former Sauro's Cleanerama Site — Tacoma, Washington**

Location	Measurement Date	Measurement Time	Depth to Water (ft)	Top of Casing Elevation (ft) <sup>a</sup>	Calculated Groundwater Elevation (ft)
LAI-MW1	1/26/2026	10:38	45.04	62.38	17.34
LAI-MW2	1/26/2026	9:30	46.46	56.57	10.11
LAI-MW3	1/26/2026	11:42	50.56	61.68	11.12
LAI-MW4	1/26/2026	7:55	11.42	14.24	2.82
LAI-MW5	1/26/2026	14:51	22.69	61.00	38.31
MW13	1/26/2026	13:04	38.98	59.21	20.23
MW2	1/26/2026	15:43	15.46	51.06	35.60
RNS-MW2	1/26/2026	15:42	16.39	52.41	36.02
RNS-MW6	1/26/2026	13:54	35.49	60.42	24.93

**Notes:**

<sup>a</sup> Vertical datum is National Geodetic Vertical Datum of 1929.

**Acronyms/Abbreviations:**

ft = feet

**Table 4**  
**Groundwater Analytical Results for Constituents of Concern**  
**Former Sauro’s Cleanerama Site – Tacoma, Washington**

Analyte	Groundwater MTCA Method A CUL or Federal/State MCL (µg/L)	Sampling Location, Sampling Date, Laboratory Sample ID, Sample Type										
		LAI-MW1 1/26/2026 580-157376-2	LAI-MW2 1/26/2026 580-157376-3	LAI-MW3 1/26/2026 580-157376-4	LAI-MW3 1/26/2026 580-157376-5	LAI-MW4 1/26/2026 580-157376-6	LAI-MW5 1/26/2026 580-157376-7	MW2 1/26/2026 580-157376-8	MW13 1/26/2026 580-157376-9	RNS-MW2 1/26/2026 580-157376-10	RNS-MW6-42.5 1/26/2026 580-157376-11	RNS-MW6-52.5 1/26/2026 580-157376-12
		N	N	N	FD	N	N	N	N	N	N	N
<b>Volatile Organic Compounds (µg/L; SW-846 8260D)</b>												
cis-1,2-Dichloroethene	70 <sup>a</sup>	0.20 U	<b>66</b>	<b>25 J</b>	<b>19 J</b>	<b>0.22</b>	0.20 U	<b>0.88</b>	<b>57</b>	0.20 U	<b>59</b>	<b>67</b>
Tetrachloroethene	5	0.20 U	<b>360</b>	<b>85</b>	<b>72</b>	0.20 U	0.20 U	0.20 U	<b>310</b>	<b>13</b>	<b>300</b>	<b>280</b>
Trichloroethene	5	0.20 U	<b>93</b>	<b>34</b>	<b>28</b>	0.20 U	0.20 U	0.20 U	<b>97</b>	<b>0.46</b>	<b>89</b>	<b>120</b>
Vinyl Chloride	0.2	0.20 U	2.0 U	0.20 U	0.20 U	0.20 U	0.20 U	<b>0.25</b>	2.0 U	0.20 U	0.20 U	2.0 U

**Notes:**

**Bold** text indicates detected analyte.

Green shading indicates detected analyte exceeds applicable cleanup level.

Blue shading indicates laboratory reporting limit exceeds applicable cleanup level.

<sup>a</sup> Cis-1,2-Dichloroethene does not have a MTCA Method A CUL for groundwater; therefore, the federal/state primary MCL value of 70 µg/L is used as the CUL.

U = The analyte was analyzed for, but was not detected above the level of the reported sample quantitation limit.

J = The result is an estimated quantity. The associated numerical value is the approximate concentration of the analyte in the sample.

**Abbreviations and Acronyms:**

µg/L = micrograms per liter

CUL = cleanup level

FD = field duplicate

ID = identification

MCL = maximum contaminant levels

MTCA = Model Toxics Control Act

N = primary sample

**Table 5  
Monitored Natural Attenuation Parameters  
Former Sauro's Cleanerama Site – Tacoma, Washington**

Analyte	Sampling Location, Sampling Date, Laboratory Sample ID, Sample Type									
	LAI-MW1 1/26/2026 580-157376-2 N	LAI-MW2 1/26/2026 580-157376-3 N	LAI-MW3 1/26/2026 580-157376-4 N	LAI-MW3 1/26/2026 580-157376-5 FD	LAI-MW4 1/26/2026 580-157376-6 N	LAI-MW5 1/26/2026 580-157376-7 N	MW2 1/26/2026 580-157376-8 N	MW13 1/26/2026 580-157376-9 N	RNS-MW2 1/26/2026 580-157376-10 N	RNS-MW6-52.5 1/26/2026 580-157376-12 N
	<b>Natural Attenuation Parameters (mg/L; EPA 300.0/SM 5310C/SW846 6020B)</b>									
Chloride	100	25	44	44	150	140	9.0	92	26	47
Nitrogen, Nitrate (as N)	1.3 J-	R	0.57 J-	0.57 J-	R	0.20 U	2.4	0.56 J-	2.2	0.64
Dissolved Manganese	0.33	0.11	0.14	0.15	0.86	3.7	1.1	0.060	0.010 U	0.085
Sulfate	16	16	17	17	7.0	1.6 J	37	18	20	23
Total Organic Carbon (TOC)	0.66 J	1.2	1.1	1.1	1.5	4.4	2.7	1.2	4.6	1.6
<b>Dissolved Gases (mg/L; RSK-175)</b>										
Acetylene	0.0015 U	0.0015 U	0.0015 U	0.0015 U	0.0015 U	0.0015 U	0.0015 U	0.0015 U	0.0015 U	0.0015 U
Ethane	0.0015 U	0.0015 U	0.0015 U	0.0015 U	0.0015 U	0.0015 U	0.0015 U	0.0015 U	0.0015 U	0.0015 U
Ethene	0.0015 U	0.0015 U	0.0015 U	0.0015 U	0.0015 U	0.0015 U	0.0015 U	0.0015 U	0.0015 U	0.0015 U
Methane	0.0015 U	0.0078	0.0015 U	0.0015 U	0.54	8.8	1.2	0.0078	0.0015 U	0.0049 J
<b>Field Parameters</b>										
Temperature (°C)	15.0	13.8	12.8	12.8	10.7	14.9	13.9	14.3	14.8	14.6
Dissolved Oxygen (mg/L)	0.55	0.25	0.45	0.45	0.99	0.52	1.31	0.36	7.09	0.44
Oxidation Reduction Potential (mV)	84.1	76.1	86.6	86.7	30.3	86.1	87.3	87.8	68.9	89.3
pH (SU)	6.63	6.99	6.93	6.94	6.93	6.44	6.49	6.86	6.99	6.77
Ferrous Iron (mg/L)	1.8	2.0	<0.2	<0.2	2.4	2.6	7.0	<0.2	0.6	<0.2

**Notes:**

**Bold** text indicates detected analyte.

U = The analyte was analyzed for, but was not detected above the level of the reported sample quantitation limit.

J = The result is an estimated quantity. The associated numerical value is the approximate concentration of the analyte in the sample.

J- = The result is an estimated quantity and the result may be biased low.

R = The data are unusable. The sample results are rejected due to serious deficiencies in meeting quality control criteria. The analyte may or may not be present in the sample.

**Abbreviations and Acronyms:**

°C = degrees Celsius

EPA = US Environmental Protection Agency

FD = field duplicate

ID = identification

mg/L = milligrams per liter

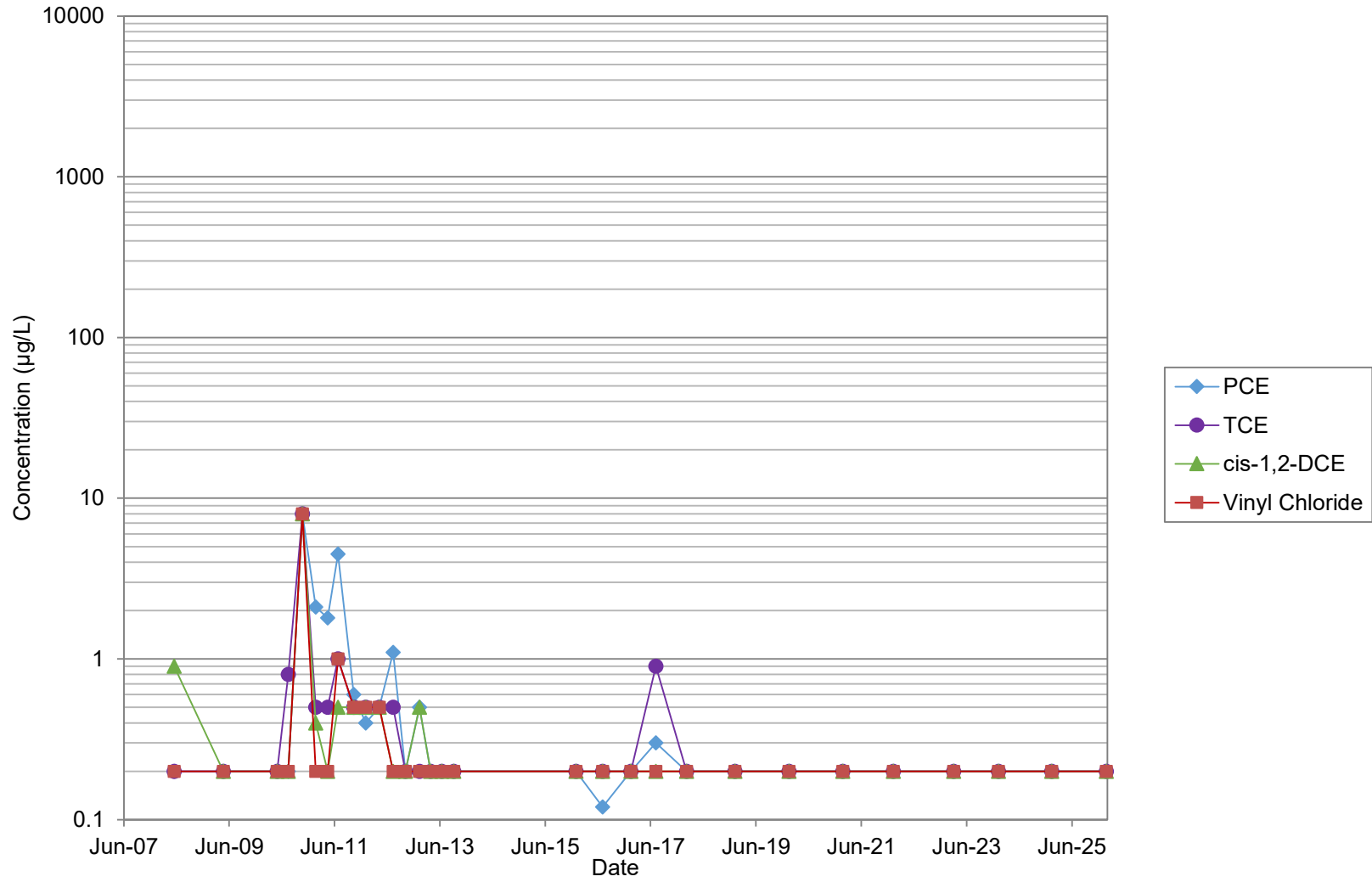
mV = millivolt

N = primary sample

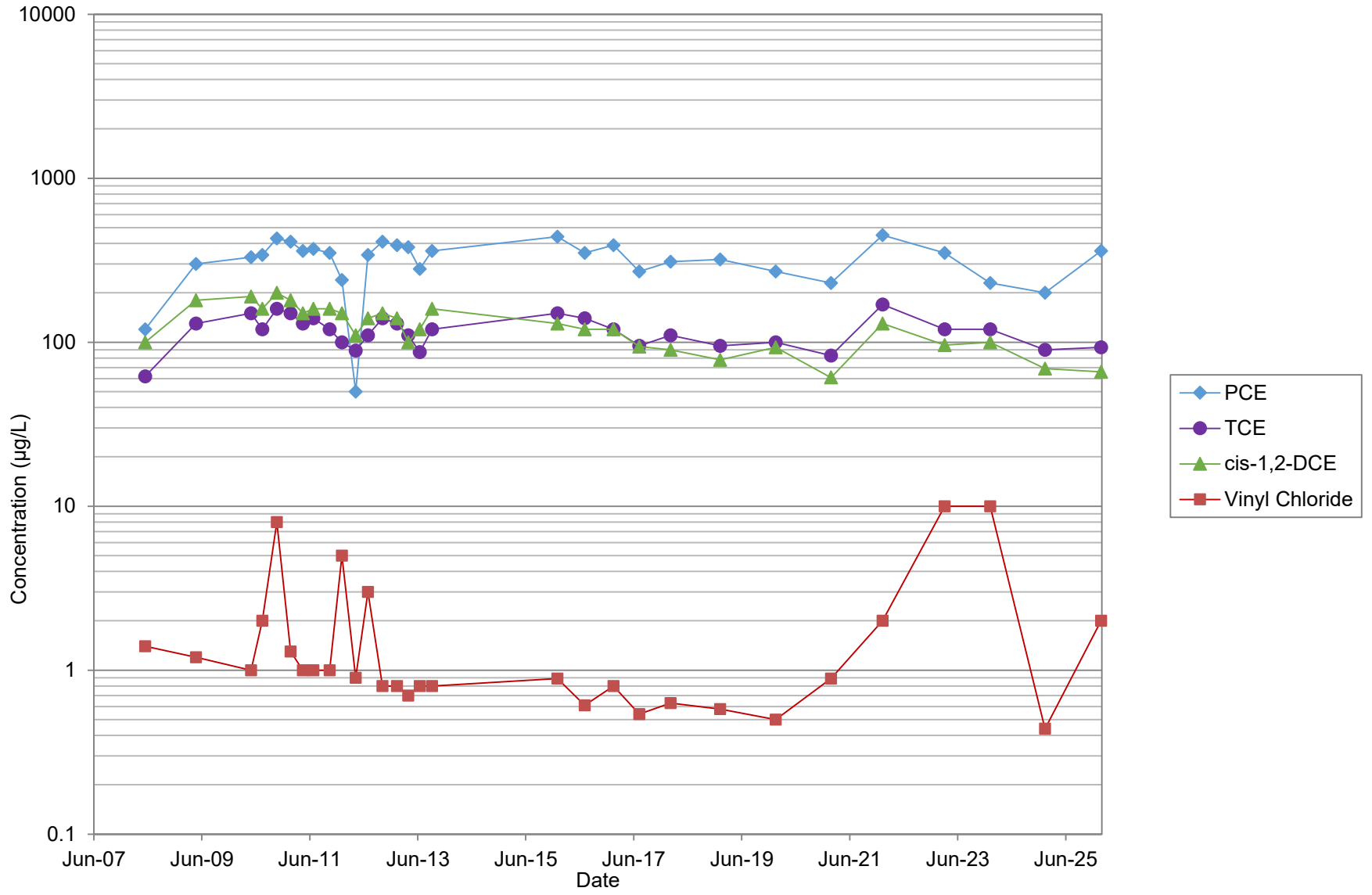
SU = standard unit

# **Constituents of Concern Concentration Time Series Plots**

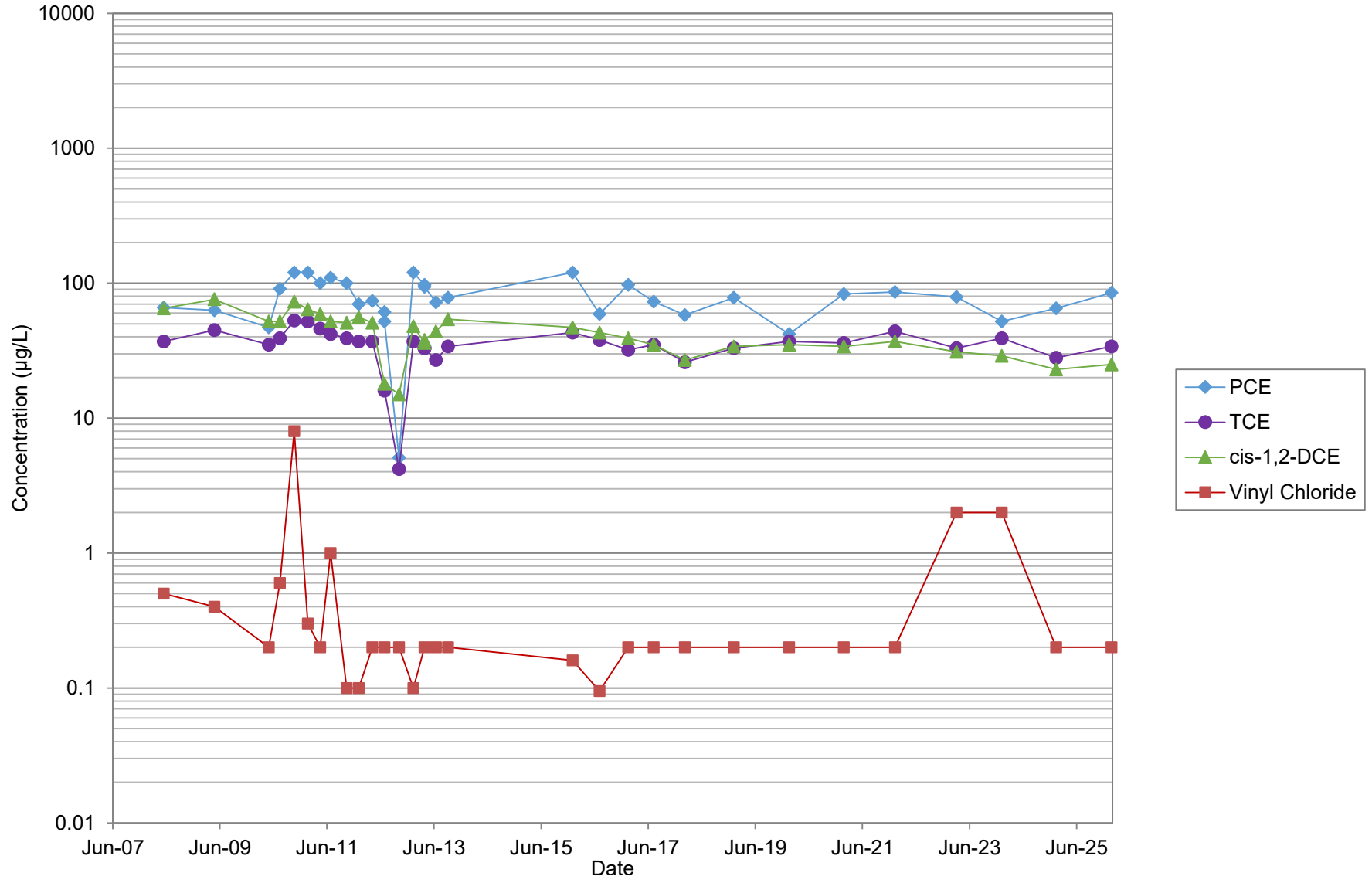
# LAI-MW1



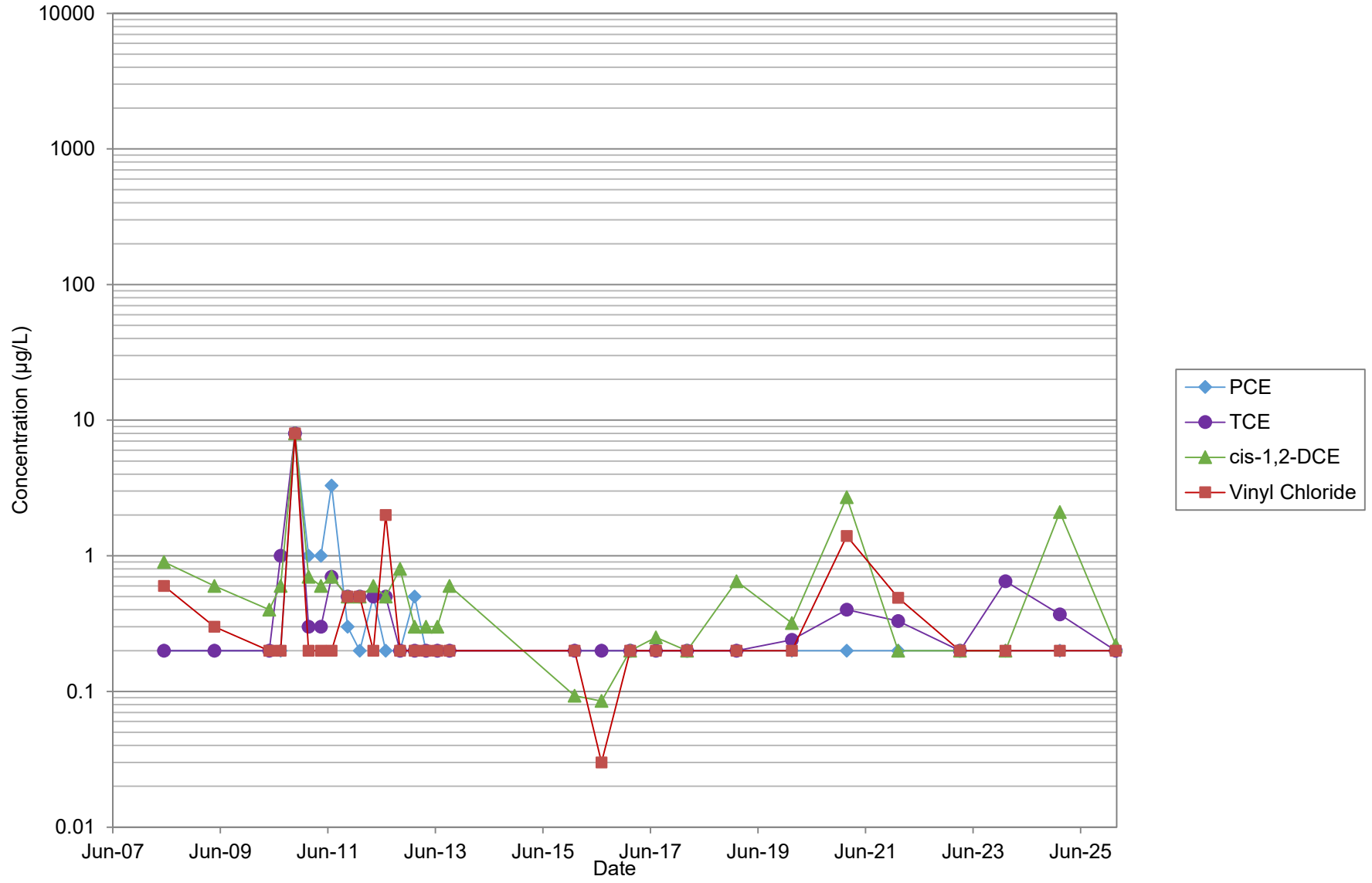
# LAI-MW2



# LAI-MW3

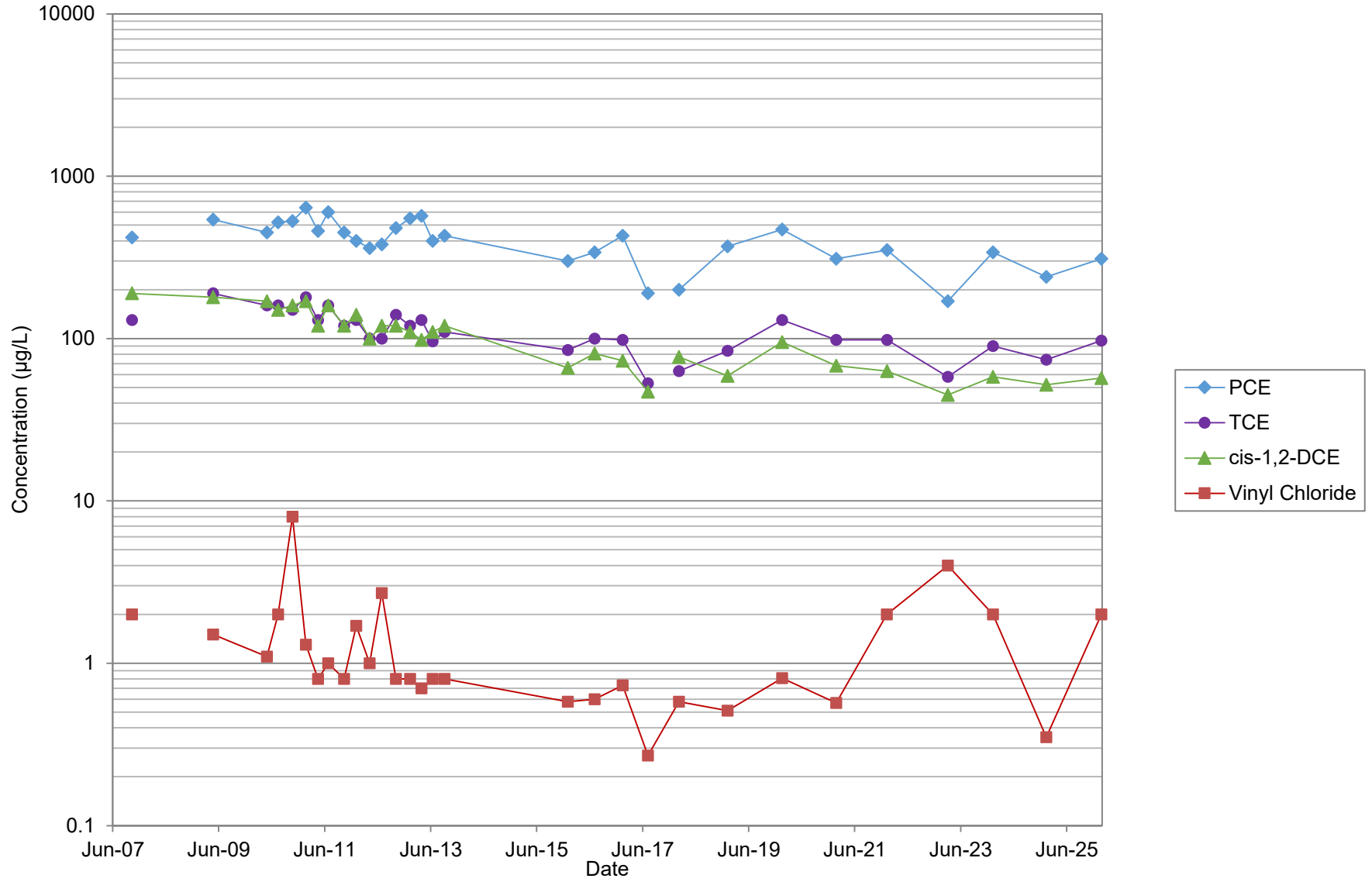


# LAI-MW4

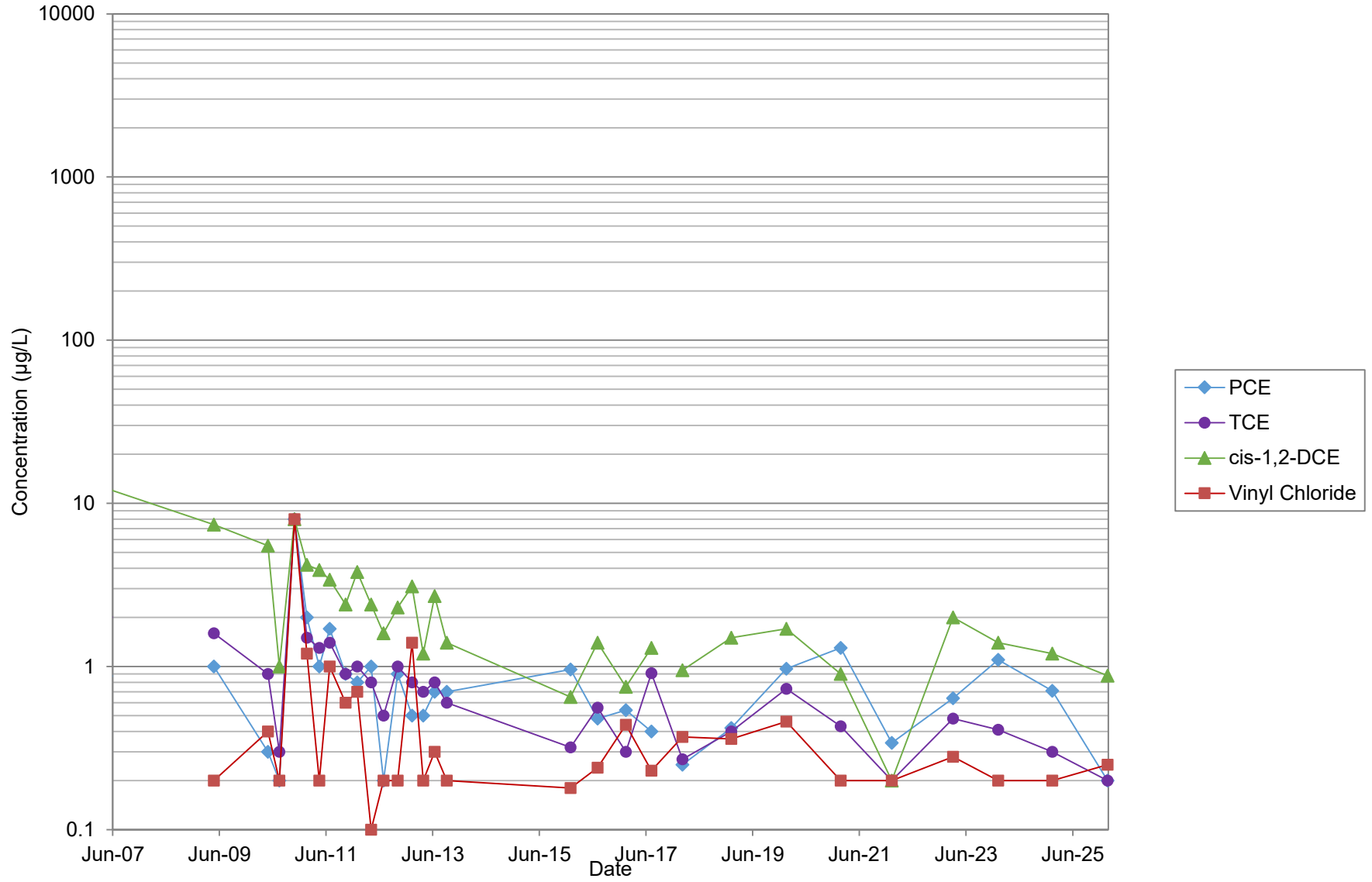




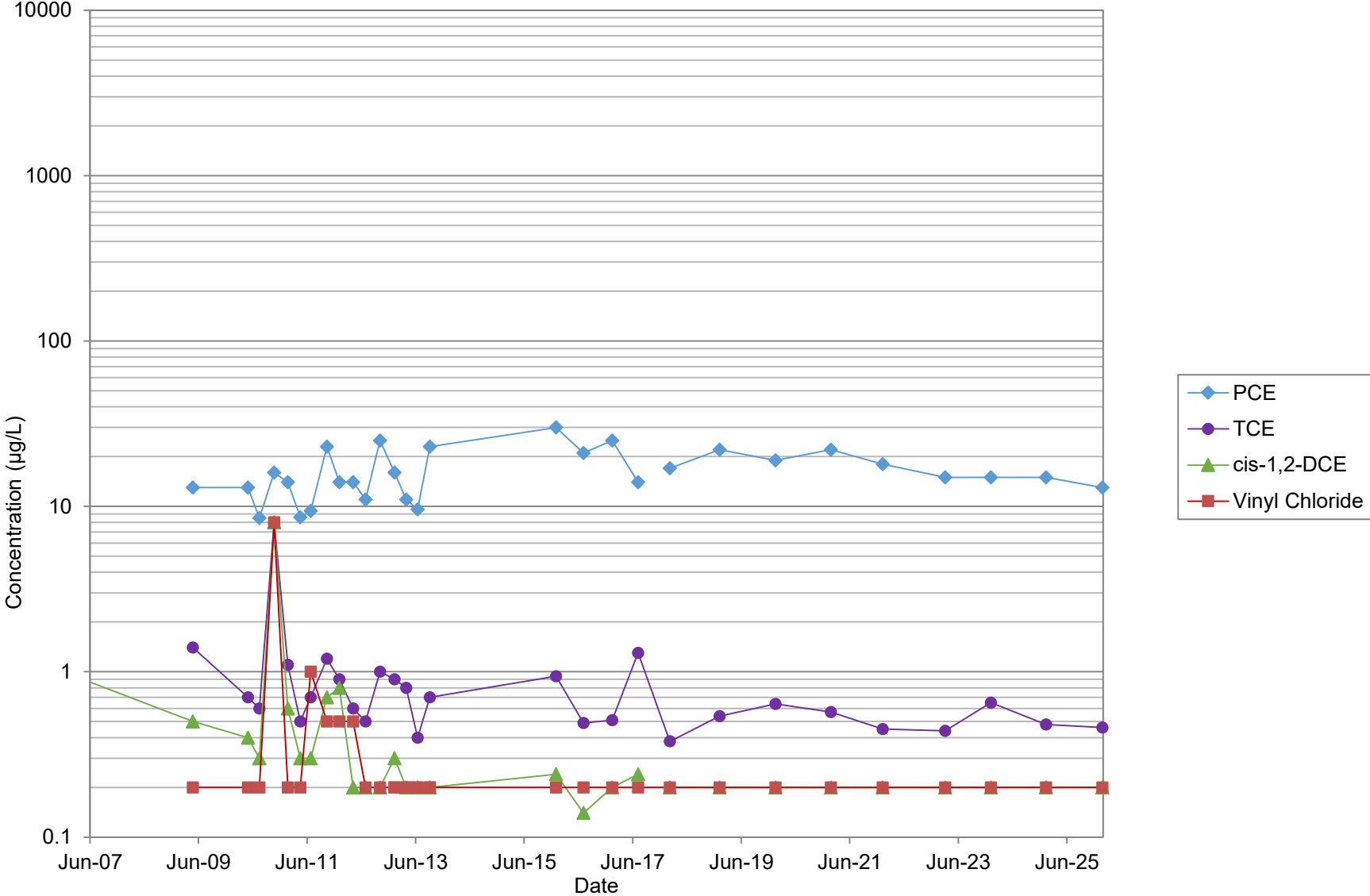
# MW-13



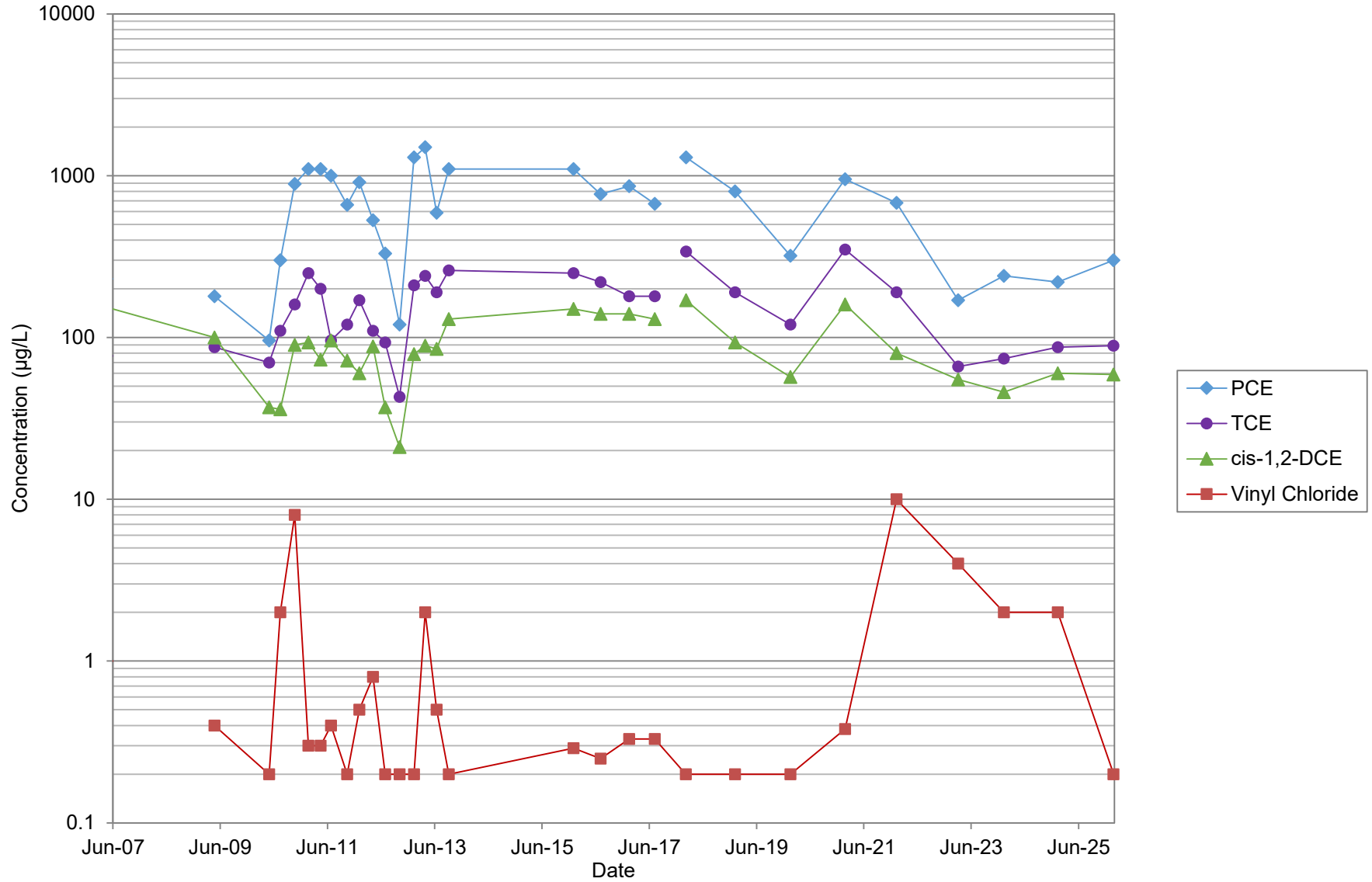
# MW-2



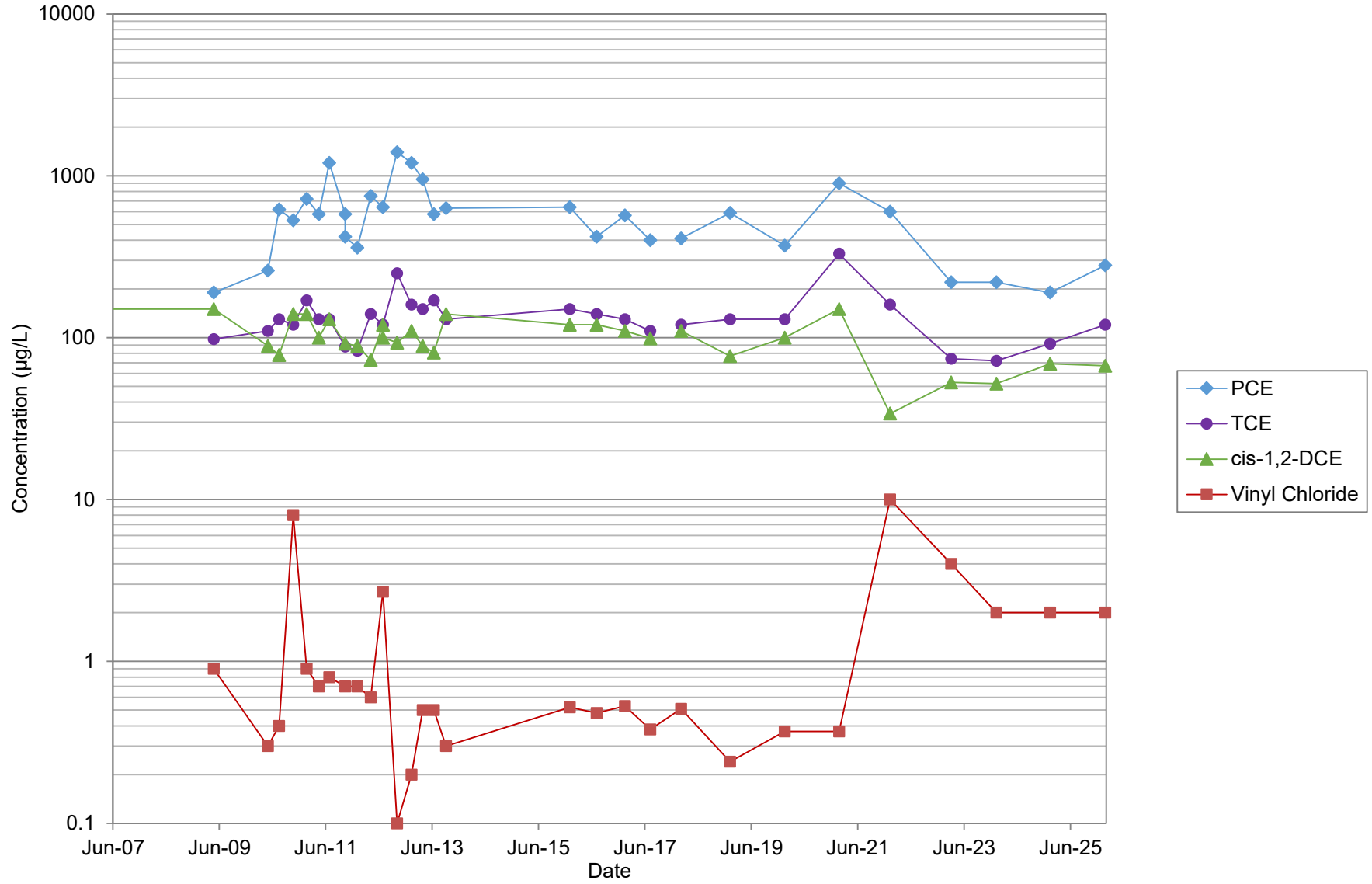
# RNS-MW2



# RNS-MW6-42.5



# RNS-MW6-52.5



# January 2026 Laboratory Data Package

 **ANALYTICAL REPORT****PREPARED FOR**

Attn: Cooper Crowder  
Landau Associates Inc  
2107 South C Street  
Tacoma, Washington 98402

Generated 2/27/2026 12:43:39 PM Revision 1

**JOB DESCRIPTION**

Sauro's Cleanorama 0094048.100

**JOB NUMBER**

580-157376-1

# Eurofins Seattle

## Job Notes

This report may not be reproduced except in full, and with written approval from the laboratory. The results relate only to the samples tested. For questions please contact the Project Manager at the e-mail address or telephone number listed on this page.

The test results in this report relate only to the samples as received by the laboratory and will meet all requirements of the methodology, with any exceptions noted. This report shall not be reproduced except in full, without the express written approval of the laboratory. All questions should be directed to the Eurofins Environment Testing Northwest, LLC Project Manager.

## Authorization



Generated  
2/27/2026 12:43:39 PM  
Revision 1

Authorized for release by  
Meagann Russell, Project Management Assistant I  
[Meagann.Russell@et.eurofinsus.com](mailto:Meagann.Russell@et.eurofinsus.com)  
Designee for  
Antoinette Marshall, Project Manager I  
[Antoinette.Marshall@et.eurofinsus.com](mailto:Antoinette.Marshall@et.eurofinsus.com)  
(253)922-2310



# Table of Contents

Cover Page . . . . .	1
Table of Contents . . . . .	3
Case Narrative . . . . .	4
Definitions . . . . .	6
Sample Summary . . . . .	7
Chain of Custody . . . . .	8
Receipt Checklists . . . . .	14
Client Sample Results . . . . .	18
QC Sample Results . . . . .	33
Chronicle . . . . .	40
Certification Summary . . . . .	44

# Case Narrative

Client: Landau Associates Inc  
Project: Sauro's Cleanorama 0094048.100

Job ID: 580-157376-1

Job ID: 580-157376-1

Eurofins Seattle

## Job Narrative 580-157376-1

### REVISION

The report being provided is a revision of the original report sent on 2/4/2026. The report (revision 1) is being revised due to Removing Nitrite from the report to match the COC..

The analytical test results presented in this report meet all requirements of the associated regulatory program listed on the Accreditation/Certification Summary Page, unless otherwise noted. Data qualifiers and/or narrative comments are included to explain any exceptions, if applicable. Regulated compliance samples (e.g. SDWA, NPDES) must comply with associated agency requirements/permits.

- Matrix-specific batch QC (e.g., MS, MSD, SD) may not be reported when insufficient sample volume is available or when site-specific QC samples are not submitted. In such cases, a Laboratory Control Sample Duplicate (LCSD) may be analyzed to provide precision data for the batch.
- For samples analyzed using surrogate and/or isotope dilution analytes, any recoveries falling outside of established acceptance criteria are re-prepared and/or re-analyzed to confirm results, unless the deviation is due to sample dilution or otherwise explained in the case narrative.

### **Receipt**

The samples were received on 1/27/2026 8:32 AM. Unless otherwise noted below, the samples arrived in good condition, and, where required, properly preserved and on ice. The temperatures of the 2 coolers at receipt time were 3.0°C and 4.3°C.

### **Receipt Exceptions**

The following samples was received with less than 2 days remaining on the holding time or less than one shift (8 hours) remaining on a test with a holding time of 48 hours or less. As such, the laboratory had insufficient time remaining to perform the analysis within holding time: LAI-MW1-20260126 (580-157376-2), LAI-MW2-20260126 (580-157376-3), LAI-MW3-20260126 (580-157376-4), Dup1-20260126 (580-157376-5), LAI-MW4-20260126 (580-157376-6), MW2-20260126 (580-157376-8) and MW13-20260126 (580-157376-9).

One of Three containers Amber Vials 40ml Sulfuric Acid for the following sample was received empty (Calscience): MW13-20260126 (580-157376-9).

### **GC/MS VOA**

Method 8260D: The following sample was diluted to bring the concentration of target analytes within the calibration range: LAI-MW2-20260126 (580-157376-3). Elevated reporting limits (RLs) are provided.

Method 8260D: The following samples were diluted to bring the concentration of target analytes within the calibration range: LAI-MW2-20260126 (580-157376-3), LAI-MW3-20260126 (580-157376-4), MW13-20260126 (580-157376-9) and RNS-MW6-52.5-20260126 (580-157376-12). Elevated reporting limits (RLs) are provided.

Method 8260D: The following sample was diluted to bring the concentration of target analytes within the calibration range: RNS-MW6-42.5-20260126 (580-157376-11). Elevated reporting limits (RLs) are provided.

No additional analytical or quality issues were noted, other than those described above or in the Definitions/ Glossary page.

### **GC VOA**

Method RSK-175: The matrix spike / matrix spike duplicate (MS/MSD) recoveries for analytical batch 280-732199 were outside control limits for one or more analytes. See QC Sample Results for detail. Sample matrix interference and/or non-homogeneity are suspected because the associated laboratory control sample (LCS) recovery is within acceptance limits.

Method RSK-175: The matrix spike / matrix spike duplicate (MS/MSD) precision for analytical batch 280-732199 was outside control limits. Sample matrix interference and/or non-homogeneity are suspected because the associated laboratory control sample / laboratory control sample duplicate (LCS/LCSD) precision was within acceptance limits.

No additional analytical or quality issues were noted, other than those described above or in the Definitions/ Glossary page.

Eurofins Seattle

# Case Narrative

Client: Landau Associates Inc  
Project: Sauro's Cleanorama 0094048.100

Job ID: 580-157376-1

**Job ID: 580-157376-1 (Continued)**

**Eurofins Seattle**

## HPLC/IC

Method 300.0: The following samples was received with less than 2 days remaining on the holding time or less than one shift (8 hours) remaining on a test with a holding time of 48 hours or less. As such, the laboratory had insufficient time remaining to perform the analysis within holding time: LAI-MW1-20260126 (580-157376-2), LAI-MW2-20260126 (580-157376-3), LAI-MW3-20260126 (580-157376-4), Dup1-20260126 (580-157376-5), LAI-MW4-20260126 (580-157376-6), MW2-20260126 (580-157376-8) and MW13-20260126 (580-157376-9).

Method 300.0: The following samples was received with less than 2 days remaining on the holding time or less than one shift (8 hours) remaining on a test with a holding time of 48 hours or less. As such, the laboratory had insufficient time remaining to perform the analysis within holding time: LAI-MW1-20260126 (580-157376-2), LAI-MW2-20260126 (580-157376-3), LAI-MW3-20260126 (580-157376-4), Dup1-20260126 (580-157376-5), LAI-MW4-20260126 (580-157376-6), MW2-20260126 (580-157376-8) and MW13-20260126 (580-157376-9).

Method 300.0: The matrix spike / matrix spike duplicate (MS/MSD) recoveries for analytical batch 570-687924 were outside control limits. Sample matrix interference is suspected because the associated laboratory control sample (LCS) recovery was within acceptance limits.

Method 300.0: The following sample was diluted due to the nature of the sample matrix: LAI-MW5-20260126 (580-157376-7). Elevated reporting limits (RLs) are provided.

Method 300.0: The following samples were analyzed outside of analytical holding time due to scheduling error: LAI-MW1-20260126 (580-157376-2), LAI-MW2-20260126 (580-157376-3), LAI-MW3-20260126 (580-157376-4), Dup1-20260126 (580-157376-5), LAI-MW4-20260126 (580-157376-6) and MW13-20260126 (580-157376-9).

Method 300.0: The matrix spike / matrix spike duplicate (MS/MSD) recoveries for analytical batch 570-687936 were outside control limits. Sample matrix interference is suspected because the associated laboratory control sample (LCS) recovery was within acceptance limits.

No additional analytical or quality issues were noted, other than those described above or in the Definitions/ Glossary page.

## Metals

No additional analytical or quality issues were noted, other than those described above or in the Definitions/ Glossary page.

## General Chemistry

Method SM 5310C: The matrix spike / matrix spike duplicate (MS/MSD) recoveries for analytical batch 570-690577 were outside control limits. Sample matrix interference is suspected because the associated laboratory control sample (LCS) recovery was within acceptance limits.

No additional analytical or quality issues were noted, other than those described above or in the Definitions/ Glossary page.

Eurofins Seattle

# Definitions/Glossary

Client: Landau Associates Inc  
Project/Site: Sauro's Cleanorama 0094048.100

Job ID: 580-157376-1

## Qualifiers

### GC VOA

Qualifier	Qualifier Description
J	Result is less than the RL but greater than or equal to the MDL and the concentration is an approximate value.

### HPLC/IC

Qualifier	Qualifier Description
H	Sample was prepped or analyzed beyond the specified holding time. This does not meet regulatory requirements.
J	Result is less than the RL but greater than or equal to the MDL and the concentration is an approximate value.

### General Chemistry

Qualifier	Qualifier Description
F1	MS and/or MSD recovery exceeds control limits.

## Glossary

Abbreviation	These commonly used abbreviations may or may not be present in this report.
☼	Listed under the "D" column to designate that the result is reported on a dry weight basis
%R	Percent Recovery
CFL	Contains Free Liquid
CFU	Colony Forming Unit
CNF	Contains No Free Liquid
DER	Duplicate Error Ratio (normalized absolute difference)
Dil Fac	Dilution Factor
DL	Detection Limit (DoD/DOE)
DL, RA, RE, IN	Indicates a Dilution, Re-analysis, Re-extraction, or additional Initial metals/anion analysis of the sample
DLC	Decision Level Concentration (Radiochemistry)
EDL	Estimated Detection Limit (Dioxin)
LOD	Limit of Detection (DoD/DOE)
LOQ	Limit of Quantitation (DoD/DOE)
MCL	EPA recommended "Maximum Contaminant Level"
MDA	Minimum Detectable Activity (Radiochemistry)
MDC	Minimum Detectable Concentration (Radiochemistry)
MDL	Method Detection Limit
ML	Minimum Level (Dioxin)
MPN	Most Probable Number
MQL	Method Quantitation Limit
NC	Not Calculated
ND	Not Detected at the reporting limit (or MDL or EDL if shown)
NEG	Negative / Absent
POS	Positive / Present
PQL	Practical Quantitation Limit
PRES	Presumptive
QC	Quality Control
RER	Relative Error Ratio (Radiochemistry)
RL	Reporting Limit or Requested Limit (Radiochemistry)
RPD	Relative Percent Difference, a measure of the relative difference between two points
TEF	Toxicity Equivalent Factor (Dioxin)
TEQ	Toxicity Equivalent Quotient (Dioxin)
TNTC	Too Numerous To Count

# Sample Summary

Client: Landau Associates Inc  
Project/Site: Sauro's Cleanorama 0094048.100

Job ID: 580-157376-1

Lab Sample ID	Client Sample ID	Matrix	Collected	Received	Sample Origin
580-157376-1	TripBlank-20260126	Water	01/26/26 00:00	01/27/26 08:32	Washington
580-157376-2	LAI-MW1-20260126	Water	01/26/26 11:06	01/27/26 08:32	Washington
580-157376-3	LAI-MW2-20260126	Water	01/26/26 10:05	01/27/26 08:32	Washington
580-157376-4	LAI-MW3-20260126	Water	01/26/26 12:28	01/27/26 08:32	Washington
580-157376-5	Dup1-20260126	Water	01/26/26 12:29	01/27/26 08:32	Washington
580-157376-6	LAI-MW4-20260126	Water	01/26/26 08:19	01/27/26 08:32	Washington
580-157376-7	LAI-MW5-20260126	Water	01/26/26 15:20	01/27/26 08:32	Washington
580-157376-8	MW2-20260126	Water	01/26/26 16:05	01/27/26 08:32	Washington
580-157376-9	MW13-20260126	Water	01/26/26 13:36	01/27/26 08:32	Washington
580-157376-10	RNS-MW2-20260126	Water	01/26/26 16:02	01/27/26 08:32	Washington
580-157376-11	RNS-MW6-42.5-20260126	Water	01/26/26 14:00	01/27/26 08:32	Washington
580-157376-12	RNS-MW6-52.5-20260126	Water	01/26/26 14:25	01/27/26 08:32	Washington





# Chain-of-Custody Record

North Seattle (206) 631-8660  
 Tacoma (253) 926-2493  
 Olympia (360) 791-3178

Spokane (509) 327-9737  
 Portland (503) 542-1080

Date 1/26/2026  
 Page 1 of 2

Turnaround Time:  
 Standard  
 Accelerated

Project Name: Savo's Project No.: 0094048.100.109

Project Location/Event: Tacoma, WA / 2026 Annual

Sampler's Name: CSE/SOB

Project Contact: Kate Gunglitz

Send Results To: kate@landauinc.com, kgunglitz@landauinc.com

Testing Parameters

VOCs (82602LL)  
AMEE (RSK-175)  
Chloride/Sulfate (300.0)  
Nitrate/Nitrite (300)  
Ammonia (44450) (300)  
TOC (5310C)  
Manganese (6020B)

Special Handling Requirements:

Shipment Method: Dropoff

Stored on ice:  Yes /  No

Observations/Comments

— Allow water samples to settle, collect aliquot from clear portion   
 — NWTPh-Dx - Acid wash cleanup   
 — Silica gel cleanup   
 — Dissolved metal samples were field filtered

Sample ID.	Date	Time	Matrix	No. of Containers
TrippBlank-20260126	1/26/26	—	Ag	4
LAI-MW1-20260126		1106		12
LAI-MW2-20260126		1005		12
LAI-MW3-20260126		1228		11
DUP1-20260126		1229		11
LAI-MW4-20260126		0819		12
LAI-MW5-20260126		1520		12
MW2-20260126		1605		12
MW13-20260126		1336		12
MW5-MW2-20260126		1602		12
MW5-MW6-20260126		1400	Ag	3
MW5-MW6-42.5-20260126	1/26/26	1400	Ag	3
MW5-MW6-52.5-20260126	1/26/26	1425	Ag	12

Other: \* Betty Pok, 6020B  
is held till held  
for dissolved  
- NOC VOCs are HCL  
preserved  
- TOC VOCs are H2SO4  
preserved

Therm. ID: 1E11 Cor: 3.0 Unc: 2.9  
 Cooler Desc: Ly Blue FedEx: \_\_\_\_\_  
 Packing: dry I/PS: \_\_\_\_\_  
 Blue  Melted Dry None Other: CD Lab Cont: \_\_\_\_\_

Therm. ID: 1E11 Cor: 4.9 Unc: 4.2  
 Cooler Desc: Ly Blue FedEx: \_\_\_\_\_  
 Packing: dry I/PS: \_\_\_\_\_  
 Blue  Melted Dry None Other: CD Lab Cont: \_\_\_\_\_



Relinquished by  
 Signature: [Signature]  
 Printed Name: Cooper Cravler  
 Company: LAI  
 Date: 1/27/26 Time: 0832

Received by  
 Signature: [Signature]  
 Printed Name: Chryanne Helker  
 Company: ECNT  
 Date: 1/27/26 Time: 08:32

Relinquished by  
 Signature: \_\_\_\_\_  
 Printed Name: \_\_\_\_\_  
 Company: \_\_\_\_\_  
 Date: \_\_\_\_\_ Time: \_\_\_\_\_

Received by  
 Signature: \_\_\_\_\_  
 Printed Name: \_\_\_\_\_  
 Company: \_\_\_\_\_  
 Date: \_\_\_\_\_ Time: \_\_\_\_\_

WHITE COPY - Laboratory

YELLOW COPY - Project File

PINK COPY - Client Representative



Environment Testing

ORIGIN ID:TCMA (253) 922-2310  
SAMPLE RECEIVING SPECIALTY  
EUROFINS SEATTLE  
5755 8TH STREET E

SHIP DATE: 27JAN26  
ACTWGT: 20.00 LB MAN  
CAD: 0975311/CAFE3953

FIFE, WA 984241317  
UNITED STATES US

BILL SENDER




TO SHIPPING/RECEIVING  
EUROFINS ENVIRONMENT TESTING  
2841 DOW AVENUE  
SUITE 100  
TUSTIN CA 92780  
(714) 895-5494  
REF: S589-73501

SIGNATURE

DATE 1-27-26

Custody Seal




TRK# 4899 5935 8348  
0201

WED - 28  
PRIORITY

92 DTHA

CA-US



# Chain of Custody Record



<b>Client Information (Sub Contract Lab)</b>		Sampler: N/A	Lab PM: Marshall, Antoinette C	Carrier Tracking No(s): N/A	COC No: 580-153591.1					
Client Contact: Shipping/Receiving		Phone: N/A	E-Mail: Antoinette.Marshall@et.eurofins.com	State of Origin: Washington	Page: Page 1 of 2					
Company: TestAmerica Laboratories, Inc.		Accreditations Required (See note): State - Washington, State Program - Washington		Job #: 580-157376-1	Preservation Codes:					
Address: 4955 Yarrow Street,		Due Date Requested: 2/4/2026		Analysis Requested						
City: Arvada		TAT Requested (days): N/A		Perform M5/MSD (Yes or No) <input checked="" type="checkbox"/>						
State, Zip: CO, 80002		PO #: N/A		Field Filtered Sample (Yes or No) <input checked="" type="checkbox"/>						
Phone: 303-736-0100(Tel) 303-431-7171(Fax)		WO #: N/A		RSK_175(MOD) Local Method <input checked="" type="checkbox"/>						
Email: N/A		Project #: 58018771		Total Number of containers: 3						
Project Name: Sauro's Cleanorama 0094048.100		SSOW#: N/A		Other: N/A						
Site: N/A				Special Instructions/Note:						
Sample Identification - Client ID (Lab ID)	Sample Date	Sample Time	Sample Type (C=Comp, G=grab)	Matrix (W=water, S=solid, O=washoff, BT=Tissue, A=Air)	Preservation Code:	Field Filtered Sample (Yes or No)	Perform M5/MSD (Yes or No)	RSK_175(MOD) Local Method	Total Number of containers	Special Instructions/Note:
LAI-MW1-20260126 (580-157376-2)	1/26/26	11:06 Pacific	G	Water		<input checked="" type="checkbox"/>	<input checked="" type="checkbox"/>	<input checked="" type="checkbox"/>	3	
LAI-MW2-20260126 (580-157376-3)	1/26/26	10:05 Pacific	G	Water		<input checked="" type="checkbox"/>	<input checked="" type="checkbox"/>	<input checked="" type="checkbox"/>	3	
LAI-MW3-20260126 (580-157376-4)	1/26/26	12:28 Pacific	G	Water		<input checked="" type="checkbox"/>	<input checked="" type="checkbox"/>	<input checked="" type="checkbox"/>	3	
Dup1-20260126 (580-157376-5)	1/26/26	12:29 Pacific	G	Water		<input checked="" type="checkbox"/>	<input checked="" type="checkbox"/>	<input checked="" type="checkbox"/>	3	
LAI-MW4-20260126 (580-157376-6)	1/26/26	08:19 Pacific	G	Water		<input checked="" type="checkbox"/>	<input checked="" type="checkbox"/>	<input checked="" type="checkbox"/>	3	
LAI-MW5-20260126 (580-157376-7)	1/26/26	15:20 Pacific	G	Water		<input checked="" type="checkbox"/>	<input checked="" type="checkbox"/>	<input checked="" type="checkbox"/>	3	
MW2-20260126 (580-157376-8)	1/26/26	16:05 Pacific	G	Water		<input checked="" type="checkbox"/>	<input checked="" type="checkbox"/>	<input checked="" type="checkbox"/>	3	
MW13-20260126 (580-157376-9)	1/26/26	13:36 Pacific	G	Water		<input checked="" type="checkbox"/>	<input checked="" type="checkbox"/>	<input checked="" type="checkbox"/>	3	
RNS-MW2-20260126 (580-157376-10)	1/26/26	16:02 Pacific	G	Water		<input checked="" type="checkbox"/>	<input checked="" type="checkbox"/>	<input checked="" type="checkbox"/>	3	

Note: Since laboratory accreditations are subject to change, Eurofins Environment Testing Northwest, LLC places the ownership of method, analyte & accreditation compliance upon our subcontract laboratories. This sample shipment is forwarded under chain-of-custody. If the laboratory does not currently maintain accreditation in the State of Origin listed above for analysis/test/matrix being analyzed, the samples must be shipped back to the Eurofins Environment Testing Northwest, LLC laboratory or other instructions will be provided. Any changes to accreditation status should be brought to Eurofins Environment Testing Northwest, LLC attention immediately. If all requested accreditations are current to date, return the signed Chain of Custody attesting to said compliance to Eurofins Environment Testing Northwest, LLC.

**Possible Hazard Identification**  
 Return To Client  Disposal By Lab  Archive For \_\_\_\_\_ Months  
 Special Instructions/QC Requirements:

Primary Deliverable Rank: 2

Empty Kit Relinquished by: \_\_\_\_\_ Date: \_\_\_\_\_ Time: \_\_\_\_\_  
 Relinquished by: \_\_\_\_\_ Date/Time: \_\_\_\_\_ Company: \_\_\_\_\_  
 Relinquished by: \_\_\_\_\_ Date/Time: \_\_\_\_\_ Company: \_\_\_\_\_  
 Relinquished by: \_\_\_\_\_ Date/Time: \_\_\_\_\_ Company: \_\_\_\_\_

Custody Seals Intact:  Yes  No  Custody Seal No.: \_\_\_\_\_  
 Cooling Temperature(s) °C and Other Remarks: \_\_\_\_\_





**Eurofins Seattle**

5755 8th Street East  
Tacoma, WA 98424  
Phone: 253-922-2310

**Chain of Custody Record**



eurofins | En

Loc: 580  
**157376**

<b>Client Information (Sub Contract Lab)</b>		Sampler: N/A		Lab PM: Marshall, Antoinette C		Carrier Tracking No(s): N/A		COC No: 580-153589.1			
Client Contact: Shipping/Receiving		Phone: N/A		E-Mail: Antoinette.Marshall@et.eurofinsus.com		State of Origin: Washington		Page: Page 1 of 2			
Company: Eurofins Environment Testing Southwest L				Accreditations Required (See note): State - Washington; State Program - Washington				Job #: 580-157376-1			
Address: 2841 Dow Avenue, Suite 100,		Due Date Requested: 2/4/2026		<b>Analysis Requested</b>						Preservation Codes: -	
City: Tustin		TAT Requested (days): N/A									
State, Zip: CA, 92780		PO #: N/A		Field Filtered Sample (Yes or No)		Perform MS/MSD (Yes or No)		Total Number of containers			
Phone: 714-895-5494(Tel)		W/O #: N/A		5310CTOC, Standard analysis, 3 replicates		300_ORGFMSNITrate as N, Nitrite as N		300_ORGF.M_280300.0 Chloride, Sulfate			
Email: N/A		Project #: 58018771		SSOW#: N/A		Other: N/A		Special Instruc			
Project Name: Sauro's Cleanorama 0094048.100		Sample Date		Sample Time		Sample Type (C=Comp, G=grab)		Matrix (W=water, S=solid, O=wast/soil, BT=Tissue, A=Air)			
Site: N/A		Preservation Code:		Field Filtered Sample (Yes or No)		Perform MS/MSD (Yes or No)		Total Number of containers			
LAI-MW1-20260126 (580-157376-2)		1/26/26		11:06 Pacific		G Water		4			
LAI-MW2-20260126 (580-157376-3)		1/26/26		10:05 Pacific		G Water		4			
LAI-MW3-20260126 (580-157376-4)		1/26/26		12:28 Pacific		G Water		4			
Dup1-20260126 (580-157376-5)		1/26/26		12:29 Pacific		G Water		4			
LAI-MW4-20260126 (580-157376-6)		1/26/26		08:19 Pacific		G Water		4			
LAI-MW5-20260126 (580-157376-7)		1/26/26		15:20 Pacific		G Water		4			
MW2-20260126 (580-157376-8)		1/26/26		16:05 Pacific		G Water		4			
MW13-20260126 (580-157376-9)		1/26/26		13:36 Pacific		G Water		4			
RNS-MW2-20260126 (580-157376-10)		1/26/26		16:02 Pacific		G Water		4			



580-157376 Chain of Custody

Note: Since laboratory accreditations are subject to change, Eurofins Environment Testing Northwest, LLC places the ownership of method, analyte & accreditation compliance upon our subcontract laboratories. This sample shipment is forwarded under chain-of-custody. If the laboratory does not currently maintain accreditation in the State of Origin listed above for analysis/tests/matrix being analyzed, the samples must be shipped back to the Eurofins Environment Testing Northwest, LLC laboratory or other instructions will be provided. Any changes to accreditation status should be brought to Eurofins Environment Testing Northwest, LLC attention immediately. If all requested accreditations are current to date, return the signed Chain of Custody attesting to said compliance to Eurofins Environment Testing Northwest, LLC.

<b>Possible Hazard Identification</b>				<b>Sample Disposal ( A fee may be assessed if samples are retained longer than 1 month)</b>			
Unconfirmed				<input type="checkbox"/> Return To Client <input type="checkbox"/> Disposal By Lab <input type="checkbox"/> Archive For _____ Months			
Deliverable Requested: I, II, III, IV, Other (specify)				Primary Deliverable Rank: 2			
Empty Kit Relinquished by:				Special Instructions/QC Requirements:			
Relinquished by: <i>[Signature]</i>		Date/Time: 1-27-26 16:00		Company: <i>[Signature]</i>		Received by: <i>[Signature]</i>	
Relinquished by: <i>[Signature]</i>		Date/Time:		Company:		Received by: <i>[Signature]</i>	
Relinquished by:		Date/Time:		Company:		Received by: <i>[Signature]</i>	
Custody Seals Intact: <input type="checkbox"/> Yes <input type="checkbox"/> No		Custody Seal No.:		Cooler Temperature(s) °C and Other Remarks: 1-8/1-9 FL-G			

1  
2  
3  
4  
5  
6  
7  
8  
9  
10  
11



# Login Sample Receipt Checklist

Client: Landau Associates Inc

Job Number: 580-157376-1

**Login Number: 157376**

**List Number: 1**

**Creator: Holter, Cheyenne**

**List Source: Eurofins Seattle**

Question	Answer	Comment
Radioactivity wasn't checked or is </= background as measured by a survey meter.	N/A	
The cooler's custody seal, if present, is intact.	True	
Sample custody seals, if present, are intact.	True	
The cooler or samples do not appear to have been compromised or tampered with.	True	
Samples were received on ice.	True	
Cooler Temperature is acceptable.	True	
Cooler Temperature is recorded.	True	
COC is present.	True	
COC is filled out in ink and legible.	True	
COC is filled out with all pertinent information.	False	COC for Sample 8 did not list # of containers. Client provided a revised COC
Is the Field Sampler's name present on COC?	True	
There are no discrepancies between the containers received and the COC.	True	
Samples are received within Holding Time (excluding tests with immediate HTs)	True	
Sample containers have legible labels.	True	
Containers are not broken or leaking.	True	
Sample collection date/times are provided.	True	
Appropriate sample containers are used.	True	
Sample bottles are completely filled.	True	
Sample Preservation Verified.	True	
There is sufficient vol. for all requested analyses, incl. any requested MS/MSDs	True	
Containers requiring zero headspace have no headspace or bubble is <6mm (1/4").	True	
Multiphasic samples are not present.	True	
Samples do not require splitting or compositing.	True	
Residual Chlorine Checked.	N/A	

# Login Sample Receipt Checklist

Client: Landau Associates Inc

Job Number: 580-157376-1

**Login Number: 157376**

**List Number: 3**

**Creator: Khana, Piyush**

**List Source: Eurofins Calscience**

**List Creation: 01/28/26 02:27 PM**

Question	Answer	Comment
Radioactivity wasn't checked or is <math>\leq</math> background as measured by a survey meter.	N/A	
The cooler's custody seal, if present, is intact.	True	
Sample custody seals, if present, are intact.	True	
The cooler or samples do not appear to have been compromised or tampered with.	True	
Samples were received on ice.	True	
Cooler Temperature is acceptable.	True	
Cooler Temperature is recorded.	True	1.9
COC is present.	True	
COC is filled out in ink and legible.	True	
COC is filled out with all pertinent information.	True	
Is the Field Sampler's name present on COC?	N/A	Received project as a subcontract.
There are no discrepancies between the containers received and the COC.	True	
Samples are received within Holding Time (excluding tests with immediate HTs)	False	Refer to Job Narrative for details.
Sample containers have legible labels.	True	
Containers are not broken or leaking.	True	
Sample collection date/times are provided.	True	
Appropriate sample containers are used.	True	
Sample bottles are completely filled.	False	Refer to Job Narrative for details.
Sample Preservation Verified.	True	
There is sufficient vol. for all requested analyses, incl. any requested MS/MSDs	True	
Containers requiring zero headspace have no headspace or bubble is <math><6\text{mm}</math> (1/4").	True	
Multiphasic samples are not present.	True	
Samples do not require splitting or compositing.	True	
Residual Chlorine Checked.	N/A	

# Login Sample Receipt Checklist

Client: Landau Associates Inc

Job Number: 580-157376-1

**Login Number: 157376**

**List Number: 4**

**Creator: Little, Matthew L**

**List Source: Eurofins Denver**

**List Creation: 01/29/26 05:07 PM**

Question	Answer	Comment
Radioactivity wasn't checked or is <math>\leq</math> background as measured by a survey meter.	True	
The cooler's custody seal, if present, is intact.	True	
Sample custody seals, if present, are intact.	True	
The cooler or samples do not appear to have been compromised or tampered with.	True	
Samples were received on ice.	True	
Cooler Temperature is acceptable.	True	
Cooler Temperature is recorded.	True	
COC is present.	True	
COC is filled out in ink and legible.	True	
COC is filled out with all pertinent information.	True	
Is the Field Sampler's name present on COC?	True	
There are no discrepancies between the containers received and the COC.	True	
Samples are received within Holding Time (excluding tests with immediate HTs)	True	
Sample containers have legible labels.	True	
Containers are not broken or leaking.	True	
Sample collection date/times are provided.	True	
Appropriate sample containers are used.	True	
Sample bottles are completely filled.	True	
Sample Preservation Verified.	N/A	
There is sufficient vol. for all requested analyses, incl. any requested MS/MSDs	True	
Containers requiring zero headspace have no headspace or bubble is <math><6\text{mm}</math> (1/4").	True	
Multiphasic samples are not present.	True	
Samples do not require splitting or compositing.	True	
Residual Chlorine Checked.	N/A	

# Login Sample Receipt Checklist

Client: Landau Associates Inc

Job Number: 580-157376-1

**Login Number: 157376**

**List Number: 2**

**Creator: Singh, Jaskaran**

**List Source: Eurofins Seattle Specialty Metals**

**List Creation: 01/28/26 10:34 AM**

Question	Answer	Comment
Radioactivity wasn't checked or is </= background as measured by a survey meter.	N/A	
The cooler's custody seal, if present, is intact.	True	
Sample custody seals, if present, are intact.	True	
The cooler or samples do not appear to have been compromised or tampered with.	True	
Samples were received on ice.	True	
Cooler Temperature is acceptable.	True	
Cooler Temperature is recorded.	True	
COC is present.	True	
COC is filled out in ink and legible.	True	
COC is filled out with all pertinent information.	True	
Is the Field Sampler's name present on COC?	True	
There are no discrepancies between the containers received and the COC.	True	
Samples are received within Holding Time (excluding tests with immediate HTs)	True	
Sample containers have legible labels.	True	
Containers are not broken or leaking.	True	
Sample collection date/times are provided.	True	
Appropriate sample containers are used.	True	
Sample bottles are completely filled.	True	
Sample Preservation Verified.	True	
There is sufficient vol. for all requested analyses, incl. any requested MS/MSDs	True	
Containers requiring zero headspace have no headspace or bubble is <6mm (1/4").	True	
Multiphasic samples are not present.	True	
Samples do not require splitting or compositing.	True	
Residual Chlorine Checked.	N/A	

# Client Sample Results

Client: Landau Associates Inc  
 Project/Site: Sauro's Cleanorama 0094048.100

Job ID: 580-157376-1

## Method: SW846 8260D - Volatile Organic Compounds by GC/MS

**Client Sample ID: TripBlank-20260126**

**Date Collected: 01/26/26 00:00**

**Date Received: 01/27/26 08:32**

**Lab Sample ID: 580-157376-1**

**Matrix: Water**

Analyte	Result	Qualifier	RL	MDL	Unit	D	Prepared	Analyzed	Dil Fac
Vinyl chloride	ND		0.20	0.20	ug/L			01/31/26 06:49	1
cis-1,2-Dichloroethene	ND		0.20	0.20	ug/L			01/31/26 06:49	1
Trichloroethene	ND		0.20	0.20	ug/L			01/31/26 06:49	1
Surrogate	%Recovery	Qualifier	Limits				Prepared	Analyzed	Dil Fac
Toluene-d8 (Surr)	102		80 - 120					01/31/26 06:49	1
Dibromofluoromethane (Surr)	97		80 - 120					01/31/26 06:49	1
4-Bromofluorobenzene (Surr)	96		80 - 120					01/31/26 06:49	1
1,2-Dichloroethane-d4 (Surr)	105		80 - 120					01/31/26 06:49	1

**Client Sample ID: LAI-MW1-20260126**

**Date Collected: 01/26/26 11:06**

**Date Received: 01/27/26 08:32**

**Lab Sample ID: 580-157376-2**

**Matrix: Water**

Analyte	Result	Qualifier	RL	MDL	Unit	D	Prepared	Analyzed	Dil Fac
Vinyl chloride	ND		0.20	0.20	ug/L			01/31/26 07:36	1
cis-1,2-Dichloroethene	ND		0.20	0.20	ug/L			01/31/26 07:36	1
Trichloroethene	ND		0.20	0.20	ug/L			01/31/26 07:36	1
Surrogate	%Recovery	Qualifier	Limits				Prepared	Analyzed	Dil Fac
Toluene-d8 (Surr)	103		80 - 120					01/31/26 07:36	1
Dibromofluoromethane (Surr)	95		80 - 120					01/31/26 07:36	1
4-Bromofluorobenzene (Surr)	96		80 - 120					01/31/26 07:36	1
1,2-Dichloroethane-d4 (Surr)	104		80 - 120					01/31/26 07:36	1

**Client Sample ID: LAI-MW2-20260126**

**Date Collected: 01/26/26 10:05**

**Date Received: 01/27/26 08:32**

**Lab Sample ID: 580-157376-3**

**Matrix: Water**

Analyte	Result	Qualifier	RL	MDL	Unit	D	Prepared	Analyzed	Dil Fac
Vinyl chloride	ND		2.0	2.0	ug/L			01/31/26 13:02	10
<b>cis-1,2-Dichloroethene</b>	<b>66</b>		2.0	2.0	ug/L			01/31/26 13:02	10
<b>Trichloroethene</b>	<b>93</b>		2.0	2.0	ug/L			01/31/26 13:02	10
Surrogate	%Recovery	Qualifier	Limits				Prepared	Analyzed	Dil Fac
Toluene-d8 (Surr)	103		80 - 120					01/31/26 13:02	10
Dibromofluoromethane (Surr)	94		80 - 120					01/31/26 13:02	10
4-Bromofluorobenzene (Surr)	97		80 - 120					01/31/26 13:02	10
1,2-Dichloroethane-d4 (Surr)	104		80 - 120					01/31/26 13:02	10

**Client Sample ID: LAI-MW3-20260126**

**Date Collected: 01/26/26 12:28**

**Date Received: 01/27/26 08:32**

**Lab Sample ID: 580-157376-4**

**Matrix: Water**

Analyte	Result	Qualifier	RL	MDL	Unit	D	Prepared	Analyzed	Dil Fac
Vinyl chloride	ND		0.20	0.20	ug/L			01/31/26 07:59	1
<b>cis-1,2-Dichloroethene</b>	<b>25</b>		0.20	0.20	ug/L			01/31/26 07:59	1
<b>Trichloroethene</b>	<b>34</b>		0.20	0.20	ug/L			01/31/26 07:59	1
Surrogate	%Recovery	Qualifier	Limits				Prepared	Analyzed	Dil Fac
Toluene-d8 (Surr)	103		80 - 120					01/31/26 07:59	1
Dibromofluoromethane (Surr)	96		80 - 120					01/31/26 07:59	1
4-Bromofluorobenzene (Surr)	98		80 - 120					01/31/26 07:59	1
1,2-Dichloroethane-d4 (Surr)	104		80 - 120					01/31/26 07:59	1

Eurolins Seattle

# Client Sample Results

Client: Landau Associates Inc  
 Project/Site: Sauro's Cleanorama 0094048.100

Job ID: 580-157376-1

## Method: SW846 8260D - Volatile Organic Compounds by GC/MS

**Client Sample ID: Dup1-20260126**

**Date Collected: 01/26/26 12:29**

**Date Received: 01/27/26 08:32**

**Lab Sample ID: 580-157376-5**

**Matrix: Water**

Analyte	Result	Qualifier	RL	MDL	Unit	D	Prepared	Analyzed	Dil Fac
Vinyl chloride	ND		0.20	0.20	ug/L			02/02/26 19:51	1
<b>cis-1,2-Dichloroethene</b>	<b>19</b>		0.20	0.20	ug/L			02/02/26 19:51	1
<b>Trichloroethene</b>	<b>28</b>		0.20	0.20	ug/L			02/02/26 19:51	1
Surrogate	%Recovery	Qualifier	Limits				Prepared	Analyzed	Dil Fac
<i>Toluene-d8 (Surr)</i>	98		80 - 120					02/02/26 19:51	1
<i>Dibromofluoromethane (Surr)</i>	101		80 - 120					02/02/26 19:51	1
<i>4-Bromofluorobenzene (Surr)</i>	101		80 - 120					02/02/26 19:51	1
<i>1,2-Dichloroethane-d4 (Surr)</i>	102		80 - 120					02/02/26 19:51	1

**Client Sample ID: LAI-MW4-20260126**

**Date Collected: 01/26/26 08:19**

**Date Received: 01/27/26 08:32**

**Lab Sample ID: 580-157376-6**

**Matrix: Water**

Analyte	Result	Qualifier	RL	MDL	Unit	D	Prepared	Analyzed	Dil Fac
Vinyl chloride	ND		0.20	0.20	ug/L			02/02/26 15:01	1
<b>cis-1,2-Dichloroethene</b>	<b>0.22</b>		0.20	0.20	ug/L			02/02/26 15:01	1
Trichloroethene	ND		0.20	0.20	ug/L			02/02/26 15:01	1
Tetrachloroethene	ND		0.20	0.20	ug/L			02/02/26 15:01	1
Surrogate	%Recovery	Qualifier	Limits				Prepared	Analyzed	Dil Fac
<i>Toluene-d8 (Surr)</i>	99		80 - 120					02/02/26 15:01	1
<i>Dibromofluoromethane (Surr)</i>	98		80 - 120					02/02/26 15:01	1
<i>4-Bromofluorobenzene (Surr)</i>	101		80 - 120					02/02/26 15:01	1
<i>1,2-Dichloroethane-d4 (Surr)</i>	100		80 - 120					02/02/26 15:01	1

**Client Sample ID: LAI-MW5-20260126**

**Date Collected: 01/26/26 15:20**

**Date Received: 01/27/26 08:32**

**Lab Sample ID: 580-157376-7**

**Matrix: Water**

Analyte	Result	Qualifier	RL	MDL	Unit	D	Prepared	Analyzed	Dil Fac
Vinyl chloride	ND		0.20	0.20	ug/L			02/02/26 15:21	1
cis-1,2-Dichloroethene	ND		0.20	0.20	ug/L			02/02/26 15:21	1
Trichloroethene	ND		0.20	0.20	ug/L			02/02/26 15:21	1
Tetrachloroethene	ND		0.20	0.20	ug/L			02/02/26 15:21	1
Surrogate	%Recovery	Qualifier	Limits				Prepared	Analyzed	Dil Fac
<i>Toluene-d8 (Surr)</i>	98		80 - 120					02/02/26 15:21	1
<i>Dibromofluoromethane (Surr)</i>	102		80 - 120					02/02/26 15:21	1
<i>4-Bromofluorobenzene (Surr)</i>	102		80 - 120					02/02/26 15:21	1
<i>1,2-Dichloroethane-d4 (Surr)</i>	104		80 - 120					02/02/26 15:21	1

**Client Sample ID: MW2-20260126**

**Date Collected: 01/26/26 16:05**

**Date Received: 01/27/26 08:32**

**Lab Sample ID: 580-157376-8**

**Matrix: Water**

Analyte	Result	Qualifier	RL	MDL	Unit	D	Prepared	Analyzed	Dil Fac
<b>Vinyl chloride</b>	<b>0.25</b>		0.20	0.20	ug/L			02/02/26 15:42	1
<b>cis-1,2-Dichloroethene</b>	<b>0.88</b>		0.20	0.20	ug/L			02/02/26 15:42	1
Trichloroethene	ND		0.20	0.20	ug/L			02/02/26 15:42	1
Tetrachloroethene	ND		0.20	0.20	ug/L			02/02/26 15:42	1
Surrogate	%Recovery	Qualifier	Limits				Prepared	Analyzed	Dil Fac
<i>Toluene-d8 (Surr)</i>	98		80 - 120					02/02/26 15:42	1

Eurofins Seattle

# Client Sample Results

Client: Landau Associates Inc  
 Project/Site: Sauro's Cleanorama 0094048.100

Job ID: 580-157376-1

## Method: SW846 8260D - Volatile Organic Compounds by GC/MS (Continued)

**Client Sample ID: MW2-20260126**  
**Date Collected: 01/26/26 16:05**  
**Date Received: 01/27/26 08:32**

**Lab Sample ID: 580-157376-8**  
**Matrix: Water**

Surrogate	%Recovery	Qualifier	Limits	Prepared	Analyzed	Dil Fac
Dibromofluoromethane (Surr)	103		80 - 120		02/02/26 15:42	1
4-Bromofluorobenzene (Surr)	101		80 - 120		02/02/26 15:42	1
1,2-Dichloroethane-d4 (Surr)	103		80 - 120		02/02/26 15:42	1

**Client Sample ID: MW13-20260126**  
**Date Collected: 01/26/26 13:36**  
**Date Received: 01/27/26 08:32**

**Lab Sample ID: 580-157376-9**  
**Matrix: Water**

Analyte	Result	Qualifier	RL	MDL	Unit	D	Prepared	Analyzed	Dil Fac
Vinyl chloride	ND		2.0	2.0	ug/L			02/02/26 17:26	10
cis-1,2-Dichloroethene	57		2.0	2.0	ug/L			02/02/26 17:26	10
Trichloroethene	97		2.0	2.0	ug/L			02/02/26 17:26	10
Tetrachloroethene	310		2.0	2.0	ug/L			02/02/26 17:26	10

Surrogate	%Recovery	Qualifier	Limits	Prepared	Analyzed	Dil Fac
Toluene-d8 (Surr)	98		80 - 120		02/02/26 17:26	10
Dibromofluoromethane (Surr)	105		80 - 120		02/02/26 17:26	10
4-Bromofluorobenzene (Surr)	101		80 - 120		02/02/26 17:26	10
1,2-Dichloroethane-d4 (Surr)	105		80 - 120		02/02/26 17:26	10

**Client Sample ID: RNS-MW2-20260126**  
**Date Collected: 01/26/26 16:02**  
**Date Received: 01/27/26 08:32**

**Lab Sample ID: 580-157376-10**  
**Matrix: Water**

Analyte	Result	Qualifier	RL	MDL	Unit	D	Prepared	Analyzed	Dil Fac
Vinyl chloride	ND		0.20	0.20	ug/L			02/02/26 16:03	1
cis-1,2-Dichloroethene	ND		0.20	0.20	ug/L			02/02/26 16:03	1
Trichloroethene	0.46		0.20	0.20	ug/L			02/02/26 16:03	1
Tetrachloroethene	13		0.20	0.20	ug/L			02/02/26 16:03	1

Surrogate	%Recovery	Qualifier	Limits	Prepared	Analyzed	Dil Fac
Toluene-d8 (Surr)	97		80 - 120		02/02/26 16:03	1
Dibromofluoromethane (Surr)	110		80 - 120		02/02/26 16:03	1
4-Bromofluorobenzene (Surr)	102		80 - 120		02/02/26 16:03	1
1,2-Dichloroethane-d4 (Surr)	107		80 - 120		02/02/26 16:03	1

**Client Sample ID: RNS-MW6-42.5-20260126**  
**Date Collected: 01/26/26 14:00**  
**Date Received: 01/27/26 08:32**

**Lab Sample ID: 580-157376-11**  
**Matrix: Water**

Analyte	Result	Qualifier	RL	MDL	Unit	D	Prepared	Analyzed	Dil Fac
Vinyl chloride	ND		0.20	0.20	ug/L			02/02/26 19:30	1
cis-1,2-Dichloroethene	59		0.20	0.20	ug/L			02/02/26 19:30	1
Trichloroethene	89		0.20	0.20	ug/L			02/02/26 19:30	1

Surrogate	%Recovery	Qualifier	Limits	Prepared	Analyzed	Dil Fac
Toluene-d8 (Surr)	99		80 - 120		02/02/26 19:30	1
Dibromofluoromethane (Surr)	95		80 - 120		02/02/26 19:30	1
4-Bromofluorobenzene (Surr)	102		80 - 120		02/02/26 19:30	1
1,2-Dichloroethane-d4 (Surr)	97		80 - 120		02/02/26 19:30	1

# Client Sample Results

Client: Landau Associates Inc  
 Project/Site: Sauro's Cleanorama 0094048.100

Job ID: 580-157376-1

## Method: SW846 8260D - Volatile Organic Compounds by GC/MS

**Client Sample ID: RNS-MW6-52.5-20260126**

**Lab Sample ID: 580-157376-12**

**Date Collected: 01/26/26 14:25**

**Matrix: Water**

**Date Received: 01/27/26 08:32**

Analyte	Result	Qualifier	RL	MDL	Unit	D	Prepared	Analyzed	Dil Fac
Vinyl chloride	ND		2.0	2.0	ug/L	-		02/02/26 16:24	10
<b>cis-1,2-Dichloroethene</b>	<b>67</b>		2.0	2.0	ug/L			02/02/26 16:24	10
<b>Trichloroethene</b>	<b>120</b>		2.0	2.0	ug/L			02/02/26 16:24	10
<b>Tetrachloroethene</b>	<b>280</b>		2.0	2.0	ug/L			02/02/26 16:24	10

Surrogate	%Recovery	Qualifier	Limits	Prepared	Analyzed	Dil Fac
<i>Toluene-d8 (Surr)</i>	98		80 - 120		02/02/26 16:24	10
<i>Dibromofluoromethane (Surr)</i>	111		80 - 120		02/02/26 16:24	10
<i>4-Bromofluorobenzene (Surr)</i>	103		80 - 120		02/02/26 16:24	10
<i>1,2-Dichloroethane-d4 (Surr)</i>	104		80 - 120		02/02/26 16:24	10

# Client Sample Results

Client: Landau Associates Inc  
 Project/Site: Sauro's Cleanorama 0094048.100

Job ID: 580-157376-1

## Method: SW846 8260D - Volatile Organic Compounds by GC/MS - DL

**Client Sample ID: LAI-MW3-20260126**

**Date Collected: 01/26/26 12:28**

**Date Received: 01/27/26 08:32**

**Lab Sample ID: 580-157376-4**

**Matrix: Water**

Analyte	Result	Qualifier	RL	MDL	Unit	D	Prepared	Analyzed	Dil Fac
<b>Tetrachloroethene</b>	<b>85</b>		2.0	2.0	ug/L			02/02/26 17:05	10
Surrogate	%Recovery	Qualifier	Limits				Prepared	Analyzed	Dil Fac
<i>Toluene-d8 (Surr)</i>	97		80 - 120					02/02/26 17:05	10
<i>Dibromofluoromethane (Surr)</i>	106		80 - 120					02/02/26 17:05	10
<i>4-Bromofluorobenzene (Surr)</i>	102		80 - 120					02/02/26 17:05	10
<i>1,2-Dichloroethane-d4 (Surr)</i>	104		80 - 120					02/02/26 17:05	10

**Client Sample ID: RNS-MW6-42.5-20260126**

**Date Collected: 01/26/26 14:00**

**Date Received: 01/27/26 08:32**

**Lab Sample ID: 580-157376-11**

**Matrix: Water**

Analyte	Result	Qualifier	RL	MDL	Unit	D	Prepared	Analyzed	Dil Fac
<b>Tetrachloroethene</b>	<b>300</b>		5.0	5.0	ug/L			02/03/26 19:06	10
Surrogate	%Recovery	Qualifier	Limits				Prepared	Analyzed	Dil Fac
<i>Toluene-d8 (Surr)</i>	99		80 - 120					02/03/26 19:06	10
<i>Dibromofluoromethane (Surr)</i>	106		80 - 120					02/03/26 19:06	10
<i>4-Bromofluorobenzene (Surr)</i>	101		80 - 120					02/03/26 19:06	10
<i>1,2-Dichloroethane-d4 (Surr)</i>	106		80 - 120					02/03/26 19:06	10

# Client Sample Results

Client: Landau Associates Inc  
 Project/Site: Sauro's Cleanorama 0094048.100

Job ID: 580-157376-1

## Method: SW846 8260D - Volatile Organic Compounds by GC/MS - RA

**Client Sample ID: TripBlank-20260126**

**Date Collected: 01/26/26 00:00**

**Date Received: 01/27/26 08:32**

**Lab Sample ID: 580-157376-1**

**Matrix: Water**

Analyte	Result	Qualifier	RL	MDL	Unit	D	Prepared	Analyzed	Dil Fac
Tetrachloroethene	ND		0.20	0.20	ug/L			02/02/26 13:09	1
Surrogate	%Recovery	Qualifier	Limits				Prepared	Analyzed	Dil Fac
Toluene-d8 (Surr)	98		80 - 120					02/02/26 13:09	1
Dibromofluoromethane (Surr)	105		80 - 120					02/02/26 13:09	1
4-Bromofluorobenzene (Surr)	101		80 - 120					02/02/26 13:09	1
1,2-Dichloroethane-d4 (Surr)	104		80 - 120					02/02/26 13:09	1

**Client Sample ID: LAI-MW1-20260126**

**Date Collected: 01/26/26 11:06**

**Date Received: 01/27/26 08:32**

**Lab Sample ID: 580-157376-2**

**Matrix: Water**

Analyte	Result	Qualifier	RL	MDL	Unit	D	Prepared	Analyzed	Dil Fac
Tetrachloroethene	ND		0.20	0.20	ug/L			02/02/26 14:40	1
Surrogate	%Recovery	Qualifier	Limits				Prepared	Analyzed	Dil Fac
Toluene-d8 (Surr)	98		80 - 120					02/02/26 14:40	1
Dibromofluoromethane (Surr)	102		80 - 120					02/02/26 14:40	1
4-Bromofluorobenzene (Surr)	104		80 - 120					02/02/26 14:40	1
1,2-Dichloroethane-d4 (Surr)	101		80 - 120					02/02/26 14:40	1

**Client Sample ID: LAI-MW2-20260126**

**Date Collected: 01/26/26 10:05**

**Date Received: 01/27/26 08:32**

**Lab Sample ID: 580-157376-3**

**Matrix: Water**

Analyte	Result	Qualifier	RL	MDL	Unit	D	Prepared	Analyzed	Dil Fac
<b>Tetrachloroethene</b>	<b>360</b>		2.0	2.0	ug/L			02/02/26 16:44	10
Surrogate	%Recovery	Qualifier	Limits				Prepared	Analyzed	Dil Fac
Toluene-d8 (Surr)	98		80 - 120					02/02/26 16:44	10
Dibromofluoromethane (Surr)	109		80 - 120					02/02/26 16:44	10
4-Bromofluorobenzene (Surr)	102		80 - 120					02/02/26 16:44	10
1,2-Dichloroethane-d4 (Surr)	107		80 - 120					02/02/26 16:44	10

**Client Sample ID: Dup1-20260126**

**Date Collected: 01/26/26 12:29**

**Date Received: 01/27/26 08:32**

**Lab Sample ID: 580-157376-5**

**Matrix: Water**

Analyte	Result	Qualifier	RL	MDL	Unit	D	Prepared	Analyzed	Dil Fac
<b>Tetrachloroethene</b>	<b>72</b>		0.50	0.50	ug/L			02/03/26 18:03	1
Surrogate	%Recovery	Qualifier	Limits				Prepared	Analyzed	Dil Fac
Toluene-d8 (Surr)	99		80 - 120					02/03/26 18:03	1
Dibromofluoromethane (Surr)	98		80 - 120					02/03/26 18:03	1
4-Bromofluorobenzene (Surr)	100		80 - 120					02/03/26 18:03	1
1,2-Dichloroethane-d4 (Surr)	102		80 - 120					02/03/26 18:03	1

# Client Sample Results

Client: Landau Associates Inc  
 Project/Site: Sauro's Cleanorama 0094048.100

Job ID: 580-157376-1

## Method: RSK-175 - Dissolved Gases (GC)

**Client Sample ID: LAI-MW1-20260126**

**Date Collected: 01/26/26 11:06**

**Date Received: 01/27/26 08:32**

**Lab Sample ID: 580-157376-2**

**Matrix: Water**

Analyte	Result	Qualifier	RL	MDL	Unit	D	Prepared	Analyzed	Dil Fac
Methane	ND		0.0050	0.0015	mg/L			02/02/26 10:37	1
Ethylene	ND		0.0050	0.0015	mg/L			02/02/26 10:37	1
Ethane	ND		0.0050	0.0015	mg/L			02/02/26 10:37	1
Acetylene	ND		0.0050	0.0015	mg/L			02/02/26 10:37	1

**Client Sample ID: LAI-MW2-20260126**

**Date Collected: 01/26/26 10:05**

**Date Received: 01/27/26 08:32**

**Lab Sample ID: 580-157376-3**

**Matrix: Water**

Analyte	Result	Qualifier	RL	MDL	Unit	D	Prepared	Analyzed	Dil Fac
<b>Methane</b>	<b>0.0078</b>		0.0050	0.0015	mg/L			02/02/26 11:54	1
Ethylene	ND		0.0050	0.0015	mg/L			02/02/26 11:54	1
Ethane	ND		0.0050	0.0015	mg/L			02/02/26 11:54	1
Acetylene	ND		0.0050	0.0015	mg/L			02/02/26 11:54	1

**Client Sample ID: LAI-MW3-20260126**

**Date Collected: 01/26/26 12:28**

**Date Received: 01/27/26 08:32**

**Lab Sample ID: 580-157376-4**

**Matrix: Water**

Analyte	Result	Qualifier	RL	MDL	Unit	D	Prepared	Analyzed	Dil Fac
Methane	ND		0.0050	0.0015	mg/L			02/02/26 12:10	1
Ethylene	ND		0.0050	0.0015	mg/L			02/02/26 12:10	1
Ethane	ND		0.0050	0.0015	mg/L			02/02/26 12:10	1
Acetylene	ND		0.0050	0.0015	mg/L			02/02/26 12:10	1

**Client Sample ID: Dup1-20260126**

**Date Collected: 01/26/26 12:29**

**Date Received: 01/27/26 08:32**

**Lab Sample ID: 580-157376-5**

**Matrix: Water**

Analyte	Result	Qualifier	RL	MDL	Unit	D	Prepared	Analyzed	Dil Fac
Methane	ND		0.0050	0.0015	mg/L			02/02/26 12:25	1
Ethylene	ND		0.0050	0.0015	mg/L			02/02/26 12:25	1
Ethane	ND		0.0050	0.0015	mg/L			02/02/26 12:25	1
Acetylene	ND		0.0050	0.0015	mg/L			02/02/26 12:25	1

**Client Sample ID: LAI-MW4-20260126**

**Date Collected: 01/26/26 08:19**

**Date Received: 01/27/26 08:32**

**Lab Sample ID: 580-157376-6**

**Matrix: Water**

Analyte	Result	Qualifier	RL	MDL	Unit	D	Prepared	Analyzed	Dil Fac
<b>Methane</b>	<b>0.54</b>		0.0050	0.0015	mg/L			02/02/26 12:40	1
Ethylene	ND		0.0050	0.0015	mg/L			02/02/26 12:40	1
Ethane	ND		0.0050	0.0015	mg/L			02/02/26 12:40	1
Acetylene	ND		0.0050	0.0015	mg/L			02/02/26 12:40	1

**Client Sample ID: LAI-MW5-20260126**

**Date Collected: 01/26/26 15:20**

**Date Received: 01/27/26 08:32**

**Lab Sample ID: 580-157376-7**

**Matrix: Water**

Analyte	Result	Qualifier	RL	MDL	Unit	D	Prepared	Analyzed	Dil Fac
<b>Methane</b>	<b>8.8</b>		0.0050	0.0015	mg/L			02/02/26 12:56	1
Ethylene	ND		0.0050	0.0015	mg/L			02/02/26 12:56	1
Ethane	ND		0.0050	0.0015	mg/L			02/02/26 12:56	1
Acetylene	ND		0.0050	0.0015	mg/L			02/02/26 12:56	1

Eurofins Seattle

# Client Sample Results

Client: Landau Associates Inc  
Project/Site: Sauro's Cleanorama 0094048.100

Job ID: 580-157376-1

## Method: RSK-175 - Dissolved Gases (GC)

Client Sample ID: MW2-20260126

Date Collected: 01/26/26 16:05

Date Received: 01/27/26 08:32

Lab Sample ID: 580-157376-8

Matrix: Water

Analyte	Result	Qualifier	RL	MDL	Unit	D	Prepared	Analyzed	Dil Fac
Methane	1.2		0.0050	0.0015	mg/L			02/02/26 14:43	1
Ethylene	ND		0.0050	0.0015	mg/L			02/02/26 14:43	1
Ethane	ND		0.0050	0.0015	mg/L			02/02/26 14:43	1
Acetylene	ND		0.0050	0.0015	mg/L			02/02/26 14:43	1

Client Sample ID: MW13-20260126

Date Collected: 01/26/26 13:36

Date Received: 01/27/26 08:32

Lab Sample ID: 580-157376-9

Matrix: Water

Analyte	Result	Qualifier	RL	MDL	Unit	D	Prepared	Analyzed	Dil Fac
Methane	0.0078		0.0050	0.0015	mg/L			02/02/26 14:59	1
Ethylene	ND		0.0050	0.0015	mg/L			02/02/26 14:59	1
Ethane	ND		0.0050	0.0015	mg/L			02/02/26 14:59	1
Acetylene	ND		0.0050	0.0015	mg/L			02/02/26 14:59	1

Client Sample ID: RNS-MW2-20260126

Date Collected: 01/26/26 16:02

Date Received: 01/27/26 08:32

Lab Sample ID: 580-157376-10

Matrix: Water

Analyte	Result	Qualifier	RL	MDL	Unit	D	Prepared	Analyzed	Dil Fac
Methane	ND		0.0050	0.0015	mg/L			02/02/26 15:14	1
Ethylene	ND		0.0050	0.0015	mg/L			02/02/26 15:14	1
Ethane	ND		0.0050	0.0015	mg/L			02/02/26 15:14	1
Acetylene	ND		0.0050	0.0015	mg/L			02/02/26 15:14	1

Client Sample ID: RNS-MW6-52.5-20260126

Date Collected: 01/26/26 14:25

Date Received: 01/27/26 08:32

Lab Sample ID: 580-157376-12

Matrix: Water

Analyte	Result	Qualifier	RL	MDL	Unit	D	Prepared	Analyzed	Dil Fac
Methane	0.0049	J	0.0050	0.0015	mg/L			02/02/26 14:13	1
Ethylene	ND		0.0050	0.0015	mg/L			02/02/26 14:13	1
Ethane	ND		0.0050	0.0015	mg/L			02/02/26 14:13	1
Acetylene	ND		0.0050	0.0015	mg/L			02/02/26 14:13	1

# Client Sample Results

Client: Landau Associates Inc  
 Project/Site: Sauro's Cleanorama 0094048.100

Job ID: 580-157376-1

## Method: EPA 300.0 - Anions, Ion Chromatography

**Client Sample ID: LAI-MW1-20260126**

**Date Collected: 01/26/26 11:06**

**Date Received: 01/27/26 08:32**

**Lab Sample ID: 580-157376-2**

**Matrix: Water**

Analyte	Result	Qualifier	RL	MDL	Unit	D	Prepared	Analyzed	Dil Fac
Nitrate as N	1.3	H	0.10	0.020	mg/L			01/28/26 18:11	1
Sulfate	16		1.0	0.18	mg/L			01/28/26 18:11	1

**Client Sample ID: LAI-MW2-20260126**

**Date Collected: 01/26/26 10:05**

**Date Received: 01/27/26 08:32**

**Lab Sample ID: 580-157376-3**

**Matrix: Water**

Analyte	Result	Qualifier	RL	MDL	Unit	D	Prepared	Analyzed	Dil Fac
Chloride	25		1.0	0.36	mg/L			01/28/26 18:26	1
Nitrate as N	ND	H	0.10	0.020	mg/L			01/28/26 18:26	1
Sulfate	16		1.0	0.18	mg/L			01/28/26 18:26	1

**Client Sample ID: LAI-MW3-20260126**

**Date Collected: 01/26/26 12:28**

**Date Received: 01/27/26 08:32**

**Lab Sample ID: 580-157376-4**

**Matrix: Water**

Analyte	Result	Qualifier	RL	MDL	Unit	D	Prepared	Analyzed	Dil Fac
Chloride	44		1.0	0.36	mg/L			01/28/26 18:42	1
Nitrate as N	0.57	H	0.10	0.020	mg/L			01/28/26 18:42	1
Sulfate	17		1.0	0.18	mg/L			01/28/26 18:42	1

**Client Sample ID: Dup1-20260126**

**Date Collected: 01/26/26 12:29**

**Date Received: 01/27/26 08:32**

**Lab Sample ID: 580-157376-5**

**Matrix: Water**

Analyte	Result	Qualifier	RL	MDL	Unit	D	Prepared	Analyzed	Dil Fac
Chloride	44		1.0	0.36	mg/L			01/28/26 18:58	1
Nitrate as N	0.57	H	0.10	0.020	mg/L			01/28/26 18:58	1
Sulfate	17		1.0	0.18	mg/L			01/28/26 18:58	1

**Client Sample ID: LAI-MW4-20260126**

**Date Collected: 01/26/26 08:19**

**Date Received: 01/27/26 08:32**

**Lab Sample ID: 580-157376-6**

**Matrix: Water**

Analyte	Result	Qualifier	RL	MDL	Unit	D	Prepared	Analyzed	Dil Fac
Nitrate as N	ND	H	0.10	0.020	mg/L			01/28/26 19:14	1
Sulfate	7.0		1.0	0.18	mg/L			01/28/26 19:14	1

**Client Sample ID: LAI-MW5-20260126**

**Date Collected: 01/26/26 15:20**

**Date Received: 01/27/26 08:32**

**Lab Sample ID: 580-157376-7**

**Matrix: Water**

Analyte	Result	Qualifier	RL	MDL	Unit	D	Prepared	Analyzed	Dil Fac
Chloride	140		2.0	0.72	mg/L			01/28/26 14:40	2
Nitrate as N	ND		0.20	0.039	mg/L			01/28/26 14:40	2
Sulfate	1.6	J	2.0	0.37	mg/L			01/28/26 14:40	2

**Client Sample ID: MW2-20260126**

**Date Collected: 01/26/26 16:05**

**Date Received: 01/27/26 08:32**

**Lab Sample ID: 580-157376-8**

**Matrix: Water**

Analyte	Result	Qualifier	RL	MDL	Unit	D	Prepared	Analyzed	Dil Fac
Chloride	9.0		1.0	0.36	mg/L			01/28/26 14:56	1
Nitrate as N	2.4		0.10	0.020	mg/L			01/28/26 14:56	1
Sulfate	37		1.0	0.18	mg/L			01/28/26 14:56	1

# Client Sample Results

Client: Landau Associates Inc  
 Project/Site: Sauro's Cleanorama 0094048.100

Job ID: 580-157376-1

## Method: EPA 300.0 - Anions, Ion Chromatography

**Client Sample ID: MW13-20260126**

**Date Collected: 01/26/26 13:36**

**Date Received: 01/27/26 08:32**

**Lab Sample ID: 580-157376-9**

**Matrix: Water**

Analyte	Result	Qualifier	RL	MDL	Unit	D	Prepared	Analyzed	Dil Fac
Nitrate as N	0.56	H	0.10	0.020	mg/L			01/28/26 19:45	1
Sulfate	18		1.0	0.18	mg/L			01/28/26 19:45	1

**Client Sample ID: RNS-MW2-20260126**

**Date Collected: 01/26/26 16:02**

**Date Received: 01/27/26 08:32**

**Lab Sample ID: 580-157376-10**

**Matrix: Water**

Analyte	Result	Qualifier	RL	MDL	Unit	D	Prepared	Analyzed	Dil Fac
Chloride	26		1.0	0.36	mg/L			01/28/26 15:12	1
Nitrate as N	2.2		0.10	0.020	mg/L			01/28/26 15:12	1
Sulfate	20		1.0	0.18	mg/L			01/28/26 15:12	1

**Client Sample ID: RNS-MW6-52.5-20260126**

**Date Collected: 01/26/26 14:25**

**Date Received: 01/27/26 08:32**

**Lab Sample ID: 580-157376-12**

**Matrix: Water**

Analyte	Result	Qualifier	RL	MDL	Unit	D	Prepared	Analyzed	Dil Fac
Chloride	47		1.0	0.36	mg/L			01/28/26 14:24	1
Nitrate as N	0.64		0.10	0.020	mg/L			01/28/26 14:24	1
Sulfate	23		1.0	0.18	mg/L			01/28/26 14:24	1

# Client Sample Results

Client: Landau Associates Inc  
Project/Site: Sauro's Cleanorama 0094048.100

Job ID: 580-157376-1

## Method: EPA 300.0 - Anions, Ion Chromatography - DL

Client Sample ID: LAI-MW1-20260126

Date Collected: 01/26/26 11:06

Date Received: 01/27/26 08:32

Lab Sample ID: 580-157376-2

Matrix: Water

Analyte	Result	Qualifier	RL	MDL	Unit	D	Prepared	Analyzed	Dil Fac
Chloride	100		2.0	0.72	mg/L			01/28/26 23:55	2

Client Sample ID: LAI-MW4-20260126

Date Collected: 01/26/26 08:19

Date Received: 01/27/26 08:32

Lab Sample ID: 580-157376-6

Matrix: Water

Analyte	Result	Qualifier	RL	MDL	Unit	D	Prepared	Analyzed	Dil Fac
Chloride	150		5.0	1.8	mg/L			01/28/26 19:29	5

Client Sample ID: MW13-20260126

Date Collected: 01/26/26 13:36

Date Received: 01/27/26 08:32

Lab Sample ID: 580-157376-9

Matrix: Water

Analyte	Result	Qualifier	RL	MDL	Unit	D	Prepared	Analyzed	Dil Fac
Chloride	92		2.0	0.72	mg/L			01/29/26 00:11	2

# Client Sample Results

Client: Landau Associates Inc  
 Project/Site: Sauro's Cleanorama 0094048.100

Job ID: 580-157376-1

## Method: SW846 6020B - Metals (ICP/MS) - Dissolved

**Client Sample ID: LAI-MW1-20260126**

**Date Collected: 01/26/26 11:06**

**Date Received: 01/27/26 08:32**

**Lab Sample ID: 580-157376-2**

**Matrix: Water**

Analyte	Result	Qualifier	RL	MDL	Unit	D	Prepared	Analyzed	Dil Fac
Manganese	0.33		0.010	0.0023	mg/L		01/28/26 12:35	01/30/26 00:06	5

**Client Sample ID: LAI-MW2-20260126**

**Date Collected: 01/26/26 10:05**

**Date Received: 01/27/26 08:32**

**Lab Sample ID: 580-157376-3**

**Matrix: Water**

Analyte	Result	Qualifier	RL	MDL	Unit	D	Prepared	Analyzed	Dil Fac
Manganese	0.11		0.010	0.0023	mg/L		01/28/26 12:35	01/30/26 00:09	5

**Client Sample ID: LAI-MW3-20260126**

**Date Collected: 01/26/26 12:28**

**Date Received: 01/27/26 08:32**

**Lab Sample ID: 580-157376-4**

**Matrix: Water**

Analyte	Result	Qualifier	RL	MDL	Unit	D	Prepared	Analyzed	Dil Fac
Manganese	0.14		0.010	0.0023	mg/L		01/28/26 12:35	01/30/26 00:13	5

**Client Sample ID: Dup1-20260126**

**Date Collected: 01/26/26 12:29**

**Date Received: 01/27/26 08:32**

**Lab Sample ID: 580-157376-5**

**Matrix: Water**

Analyte	Result	Qualifier	RL	MDL	Unit	D	Prepared	Analyzed	Dil Fac
Manganese	0.15		0.010	0.0023	mg/L		01/28/26 12:35	01/30/26 00:16	5

**Client Sample ID: LAI-MW4-20260126**

**Date Collected: 01/26/26 08:19**

**Date Received: 01/27/26 08:32**

**Lab Sample ID: 580-157376-6**

**Matrix: Water**

Analyte	Result	Qualifier	RL	MDL	Unit	D	Prepared	Analyzed	Dil Fac
Manganese	0.86		0.010	0.0023	mg/L		01/28/26 12:35	01/30/26 00:19	5

**Client Sample ID: LAI-MW5-20260126**

**Date Collected: 01/26/26 15:20**

**Date Received: 01/27/26 08:32**

**Lab Sample ID: 580-157376-7**

**Matrix: Water**

Analyte	Result	Qualifier	RL	MDL	Unit	D	Prepared	Analyzed	Dil Fac
Manganese	3.7		0.010	0.0023	mg/L		01/28/26 12:35	01/30/26 00:23	5

**Client Sample ID: MW2-20260126**

**Date Collected: 01/26/26 16:05**

**Date Received: 01/27/26 08:32**

**Lab Sample ID: 580-157376-8**

**Matrix: Water**

Analyte	Result	Qualifier	RL	MDL	Unit	D	Prepared	Analyzed	Dil Fac
Manganese	1.1		0.010	0.0023	mg/L		01/28/26 12:35	01/30/26 00:26	5

**Client Sample ID: MW13-20260126**

**Date Collected: 01/26/26 13:36**

**Date Received: 01/27/26 08:32**

**Lab Sample ID: 580-157376-9**

**Matrix: Water**

Analyte	Result	Qualifier	RL	MDL	Unit	D	Prepared	Analyzed	Dil Fac
Manganese	0.060		0.010	0.0023	mg/L		01/28/26 12:35	01/30/26 00:30	5

**Client Sample ID: RNS-MW2-20260126**

**Date Collected: 01/26/26 16:02**

**Date Received: 01/27/26 08:32**

**Lab Sample ID: 580-157376-10**

**Matrix: Water**

Analyte	Result	Qualifier	RL	MDL	Unit	D	Prepared	Analyzed	Dil Fac
Manganese	ND		0.010	0.0023	mg/L		01/28/26 12:35	01/30/26 00:38	5

Eurofins Seattle

# Client Sample Results

Client: Landau Associates Inc  
Project/Site: Sauro's Cleanorama 0094048.100

Job ID: 580-157376-1

## Method: SW846 6020B - Metals (ICP/MS) - Dissolved

Client Sample ID: RNS-MW6-52.5-20260126

Lab Sample ID: 580-157376-12

Date Collected: 01/26/26 14:25

Matrix: Water

Date Received: 01/27/26 08:32

Analyte	Result	Qualifier	RL	MDL	Unit	D	Prepared	Analyzed	Dil Fac
Manganese	0.085		0.010	0.0023	mg/L		01/28/26 12:35	01/30/26 00:42	5

# Client Sample Results

Client: Landau Associates Inc  
 Project/Site: Sauro's Cleanorama 0094048.100

Job ID: 580-157376-1

## General Chemistry

**Client Sample ID: LAI-MW1-20260126**

**Date Collected: 01/26/26 11:06**

**Date Received: 01/27/26 08:32**

**Lab Sample ID: 580-157376-2**

**Matrix: Water**

Analyte	Result	Qualifier	RL	MDL	Unit	D	Prepared	Analyzed	Dil Fac
Carbon, Non-Purgable Organic (SM 5310C)	0.66	F1	0.50	0.30	mg/L			02/02/26 16:22	1

**Client Sample ID: LAI-MW2-20260126**

**Date Collected: 01/26/26 10:05**

**Date Received: 01/27/26 08:32**

**Lab Sample ID: 580-157376-3**

**Matrix: Water**

Analyte	Result	Qualifier	RL	MDL	Unit	D	Prepared	Analyzed	Dil Fac
Carbon, Non-Purgable Organic (SM 5310C)	1.2		0.50	0.30	mg/L			02/02/26 16:57	1

**Client Sample ID: LAI-MW3-20260126**

**Date Collected: 01/26/26 12:28**

**Date Received: 01/27/26 08:32**

**Lab Sample ID: 580-157376-4**

**Matrix: Water**

Analyte	Result	Qualifier	RL	MDL	Unit	D	Prepared	Analyzed	Dil Fac
Carbon, Non-Purgable Organic (SM 5310C)	1.1		0.50	0.30	mg/L			02/02/26 17:31	1

**Client Sample ID: Dup1-20260126**

**Date Collected: 01/26/26 12:29**

**Date Received: 01/27/26 08:32**

**Lab Sample ID: 580-157376-5**

**Matrix: Water**

Analyte	Result	Qualifier	RL	MDL	Unit	D	Prepared	Analyzed	Dil Fac
Carbon, Non-Purgable Organic (SM 5310C)	1.1		0.50	0.30	mg/L			02/02/26 18:06	1

**Client Sample ID: LAI-MW4-20260126**

**Date Collected: 01/26/26 08:19**

**Date Received: 01/27/26 08:32**

**Lab Sample ID: 580-157376-6**

**Matrix: Water**

Analyte	Result	Qualifier	RL	MDL	Unit	D	Prepared	Analyzed	Dil Fac
Carbon, Non-Purgable Organic (SM 5310C)	1.5		0.50	0.30	mg/L			02/02/26 18:41	1

**Client Sample ID: LAI-MW5-20260126**

**Date Collected: 01/26/26 15:20**

**Date Received: 01/27/26 08:32**

**Lab Sample ID: 580-157376-7**

**Matrix: Water**

Analyte	Result	Qualifier	RL	MDL	Unit	D	Prepared	Analyzed	Dil Fac
Carbon, Non-Purgable Organic (SM 5310C)	4.4		1.0	0.60	mg/L			02/02/26 19:16	2

**Client Sample ID: MW2-20260126**

**Date Collected: 01/26/26 16:05**

**Date Received: 01/27/26 08:32**

**Lab Sample ID: 580-157376-8**

**Matrix: Water**

Analyte	Result	Qualifier	RL	MDL	Unit	D	Prepared	Analyzed	Dil Fac
Carbon, Non-Purgable Organic (SM 5310C)	2.7		0.50	0.30	mg/L			02/02/26 19:51	1

**Client Sample ID: MW13-20260126**

**Date Collected: 01/26/26 13:36**

**Date Received: 01/27/26 08:32**

**Lab Sample ID: 580-157376-9**

**Matrix: Water**

Analyte	Result	Qualifier	RL	MDL	Unit	D	Prepared	Analyzed	Dil Fac
Carbon, Non-Purgable Organic (SM 5310C)	1.2		1.0	0.60	mg/L			02/02/26 20:25	2

Eurofins Seattle

# Client Sample Results

Client: Landau Associates Inc  
Project/Site: Sauro's Cleanorama 0094048.100

Job ID: 580-157376-1

## General Chemistry

Client Sample ID: RNS-MW2-20260126

Date Collected: 01/26/26 16:02

Date Received: 01/27/26 08:32

Lab Sample ID: 580-157376-10

Matrix: Water

Analyte	Result	Qualifier	RL	MDL	Unit	D	Prepared	Analyzed	Dil Fac
Carbon, Non-Purgable Organic (SM 5310C)	4.6		0.50	0.30	mg/L			02/02/26 21:00	1

Client Sample ID: RNS-MW6-52.5-20260126

Date Collected: 01/26/26 14:25

Date Received: 01/27/26 08:32

Lab Sample ID: 580-157376-12

Matrix: Water

Analyte	Result	Qualifier	RL	MDL	Unit	D	Prepared	Analyzed	Dil Fac
Carbon, Non-Purgable Organic (SM 5310C)	1.6		1.0	0.60	mg/L			02/02/26 21:35	2

# QC Sample Results

Client: Landau Associates Inc  
 Project/Site: Sauro's Cleanorama 0094048.100

Job ID: 580-157376-1

## Method: 8260D - Volatile Organic Compounds by GC/MS

**Lab Sample ID: MB 580-512876/7**  
**Matrix: Water**  
**Analysis Batch: 512876**

**Client Sample ID: Method Blank**  
**Prep Type: Total/NA**

Analyte	MB	MB	RL	MDL	Unit	D	Prepared	Analyzed	Dil Fac
	Result	Qualifier							
Vinyl chloride	ND		0.20	0.20	ug/L			01/31/26 06:03	1
cis-1,2-Dichloroethene	ND		0.20	0.20	ug/L			01/31/26 06:03	1
Trichloroethene	ND		0.20	0.20	ug/L			01/31/26 06:03	1
Tetrachloroethene	ND		0.20	0.20	ug/L			01/31/26 06:03	1

Surrogate	MB	MB	Limits	Prepared	Analyzed	Dil Fac
	%Recovery	Qualifier				
Toluene-d8 (Surr)	102		80 - 120		01/31/26 06:03	1
Dibromofluoromethane (Surr)	96		80 - 120		01/31/26 06:03	1
4-Bromofluorobenzene (Surr)	97		80 - 120		01/31/26 06:03	1
1,2-Dichloroethane-d4 (Surr)	103		80 - 120		01/31/26 06:03	1

**Lab Sample ID: LCS 580-512876/4**  
**Matrix: Water**  
**Analysis Batch: 512876**

**Client Sample ID: Lab Control Sample**  
**Prep Type: Total/NA**

Analyte	Spike Added	LCS Result	LCS Qualifier	Unit	D	%Rec	%Rec Limits
cis-1,2-Dichloroethene	5.00	4.54		ug/L		91	72 - 120
Trichloroethene	5.00	4.71		ug/L		94	72 - 120
Tetrachloroethene	5.00	4.45		ug/L		89	75 - 124

Surrogate	LCS	LCS	Limits
	%Recovery	Qualifier	
Toluene-d8 (Surr)	102		80 - 120
Dibromofluoromethane (Surr)	98		80 - 120
4-Bromofluorobenzene (Surr)	100		80 - 120
1,2-Dichloroethane-d4 (Surr)	104		80 - 120

**Lab Sample ID: LCSD 580-512876/5**  
**Matrix: Water**  
**Analysis Batch: 512876**

**Client Sample ID: Lab Control Sample Dup**  
**Prep Type: Total/NA**

Analyte	Spike Added	LCSD Result	LCSD Qualifier	Unit	D	%Rec	%Rec Limits	RPD	RPD Limit
cis-1,2-Dichloroethene	5.00	4.41		ug/L		88	72 - 120	3	22
Trichloroethene	5.00	4.52		ug/L		90	72 - 120	4	22
Tetrachloroethene	5.00	4.37		ug/L		87	75 - 124	2	20

Surrogate	LCSD	LCSD	Limits
	%Recovery	Qualifier	
Toluene-d8 (Surr)	102		80 - 120
Dibromofluoromethane (Surr)	98		80 - 120
4-Bromofluorobenzene (Surr)	99		80 - 120
1,2-Dichloroethane-d4 (Surr)	104		80 - 120

# QC Sample Results

Client: Landau Associates Inc  
 Project/Site: Sauro's Cleanorama 0094048.100

Job ID: 580-157376-1

## Method: 8260D - Volatile Organic Compounds by GC/MS (Continued)

**Lab Sample ID: MB 580-512903/7**  
**Matrix: Water**  
**Analysis Batch: 512903**

**Client Sample ID: Method Blank**  
**Prep Type: Total/NA**

Analyte	MB Result	MB Qualifier	RL	MDL	Unit	D	Prepared	Analyzed	Dil Fac
Vinyl chloride	ND		0.20	0.20	ug/L			02/02/26 12:49	1
cis-1,2-Dichloroethene	ND		0.20	0.20	ug/L			02/02/26 12:49	1
Trichloroethene	ND		0.20	0.20	ug/L			02/02/26 12:49	1
Tetrachloroethene	ND		0.20	0.20	ug/L			02/02/26 12:49	1

Surrogate	MB %Recovery	MB Qualifier	Limits	Prepared	Analyzed	Dil Fac
Toluene-d8 (Surr)	98		80 - 120		02/02/26 12:49	1
Dibromofluoromethane (Surr)	105		80 - 120		02/02/26 12:49	1
4-Bromofluorobenzene (Surr)	101		80 - 120		02/02/26 12:49	1
1,2-Dichloroethane-d4 (Surr)	104		80 - 120		02/02/26 12:49	1

**Lab Sample ID: LCS 580-512903/4**  
**Matrix: Water**  
**Analysis Batch: 512903**

**Client Sample ID: Lab Control Sample**  
**Prep Type: Total/NA**

Analyte	Spike Added	LCS Result	LCS Qualifier	Unit	D	%Rec	%Rec Limits
Vinyl chloride	5.00	3.71		ug/L		74	41 - 150
cis-1,2-Dichloroethene	5.00	5.47		ug/L		109	72 - 120
Trichloroethene	5.00	5.61		ug/L		112	72 - 120
Tetrachloroethene	5.00	5.29		ug/L		106	75 - 124

Surrogate	LCS %Recovery	LCS Qualifier	Limits
Toluene-d8 (Surr)	100		80 - 120
Dibromofluoromethane (Surr)	98		80 - 120
4-Bromofluorobenzene (Surr)	100		80 - 120
1,2-Dichloroethane-d4 (Surr)	102		80 - 120

**Lab Sample ID: LCSD 580-512903/5**  
**Matrix: Water**  
**Analysis Batch: 512903**

**Client Sample ID: Lab Control Sample Dup**  
**Prep Type: Total/NA**

Analyte	Spike Added	LCSD Result	LCSD Qualifier	Unit	D	%Rec	%Rec Limits	RPD	RPD Limit
Vinyl chloride	5.00	3.46		ug/L		69	41 - 150	7	32
cis-1,2-Dichloroethene	5.00	5.24		ug/L		105	72 - 120	4	22
Trichloroethene	5.00	5.44		ug/L		109	72 - 120	3	22
Tetrachloroethene	5.00	5.14		ug/L		103	75 - 124	3	20

Surrogate	LCSD %Recovery	LCSD Qualifier	Limits
Toluene-d8 (Surr)	99		80 - 120
Dibromofluoromethane (Surr)	98		80 - 120
4-Bromofluorobenzene (Surr)	99		80 - 120
1,2-Dichloroethane-d4 (Surr)	101		80 - 120

# QC Sample Results

Client: Landau Associates Inc  
 Project/Site: Sauro's Cleanorama 0094048.100

Job ID: 580-157376-1

## Method: 8260D - Volatile Organic Compounds by GC/MS (Continued)

**Lab Sample ID: MB 580-512947/7**  
**Matrix: Water**  
**Analysis Batch: 512947**

**Client Sample ID: Method Blank**  
**Prep Type: Total/NA**

Analyte	MB Result	MB Qualifier	RL	MDL	Unit	D	Prepared	Analyzed	Dil Fac
Tetrachloroethene	ND		0.50	0.50	ug/L			02/03/26 10:53	1
Surrogate	%Recovery	Qualifier	Limits				Prepared	Analyzed	Dil Fac
Toluene-d8 (Surr)	99		80 - 120					02/03/26 10:53	1
Dibromofluoromethane (Surr)	104		80 - 120					02/03/26 10:53	1
4-Bromofluorobenzene (Surr)	101		80 - 120					02/03/26 10:53	1
1,2-Dichloroethane-d4 (Surr)	103		80 - 120					02/03/26 10:53	1

**Lab Sample ID: LCS 580-512947/4**  
**Matrix: Water**  
**Analysis Batch: 512947**

**Client Sample ID: Lab Control Sample**  
**Prep Type: Total/NA**

Analyte	Spike Added	LCS Result	LCS Qualifier	Unit	D	%Rec	%Rec Limits	
Tetrachloroethene	5.00	5.22		ug/L		104	75 - 124	
Surrogate	%Recovery	Qualifier	Limits					
Toluene-d8 (Surr)	100		80 - 120					
Dibromofluoromethane (Surr)	100		80 - 120					
4-Bromofluorobenzene (Surr)	102		80 - 120					
1,2-Dichloroethane-d4 (Surr)	101		80 - 120					

**Lab Sample ID: LCSD 580-512947/5**  
**Matrix: Water**  
**Analysis Batch: 512947**

**Client Sample ID: Lab Control Sample Dup**  
**Prep Type: Total/NA**

Analyte	Spike Added	LCSD Result	LCSD Qualifier	Unit	D	%Rec	%Rec Limits	RPD	RPD Limit
Tetrachloroethene	5.00	5.11		ug/L		102	75 - 124	2	20
Surrogate	%Recovery	Qualifier	Limits						
Toluene-d8 (Surr)	100		80 - 120						
Dibromofluoromethane (Surr)	101		80 - 120						
4-Bromofluorobenzene (Surr)	102		80 - 120						
1,2-Dichloroethane-d4 (Surr)	103		80 - 120						

## Method: RSK-175 - Dissolved Gases (GC)

**Lab Sample ID: MB 280-732199/5**  
**Matrix: Water**  
**Analysis Batch: 732199**

**Client Sample ID: Method Blank**  
**Prep Type: Total/NA**

Analyte	MB Result	MB Qualifier	RL	MDL	Unit	D	Prepared	Analyzed	Dil Fac
Methane	ND		0.0050	0.0015	mg/L			02/02/26 09:40	1
Ethylene	ND		0.0050	0.0015	mg/L			02/02/26 09:40	1
Ethane	ND		0.0050	0.0015	mg/L			02/02/26 09:40	1
Acetylene	ND		0.0050	0.0015	mg/L			02/02/26 09:40	1

# QC Sample Results

Client: Landau Associates Inc  
 Project/Site: Sauro's Cleanorama 0094048.100

Job ID: 580-157376-1

## Method: RSK-175 - Dissolved Gases (GC) (Continued)

**Lab Sample ID: LCS 280-732199/3**  
**Matrix: Water**  
**Analysis Batch: 732199**

**Client Sample ID: Lab Control Sample**  
**Prep Type: Total/NA**

Analyte	Spike Added	LCS Result	LCS Qualifier	Unit	D	%Rec	%Rec Limits
Methane	0.0657	0.0704		mg/L		107	80 - 120
Ethylene	0.115	0.125		mg/L		109	80 - 120
Ethane	0.123	0.131		mg/L		107	80 - 120
Acetylene	0.107	0.113		mg/L		106	80 - 129

**Lab Sample ID: LCSD 280-732199/4**  
**Matrix: Water**  
**Analysis Batch: 732199**

**Client Sample ID: Lab Control Sample Dup**  
**Prep Type: Total/NA**

Analyte	Spike Added	LCSD Result	LCSD Qualifier	Unit	D	%Rec	%Rec Limits	RPD	RPD Limit
Methane	0.0657	0.0687		mg/L		105	80 - 120	2	10
Ethylene	0.115	0.122		mg/L		106	80 - 120	3	10
Ethane	0.123	0.128		mg/L		104	80 - 120	3	10
Acetylene	0.107	0.111		mg/L		104	80 - 129	2	19

**Lab Sample ID: 580-157376-2 DU**  
**Matrix: Water**  
**Analysis Batch: 732199**

**Client Sample ID: LAI-MW1-20260126**  
**Prep Type: Total/NA**

Analyte	Sample Result	Sample Qualifier	DU Result	DU Qualifier	Unit	D	RPD	RPD Limit
Methane	ND		ND		mg/L		NC	20
Ethylene	ND		ND		mg/L		NC	20
Ethane	ND		ND		mg/L		NC	20
Acetylene	ND		ND		mg/L		NC	20

**Lab Sample ID: 580-157376-12 DU**  
**Matrix: Water**  
**Analysis Batch: 732199**

**Client Sample ID: RNS-MW6-52.5-20260126**  
**Prep Type: Total/NA**

Analyte	Sample Result	Sample Qualifier	DU Result	DU Qualifier	Unit	D	RPD	RPD Limit
Methane	0.0049	J	0.00574		mg/L		15	20
Ethylene	ND		ND		mg/L		NC	20
Ethane	ND		ND		mg/L		NC	20
Acetylene	ND		ND		mg/L		NC	20

## Method: 300.0 - Anions, Ion Chromatography

**Lab Sample ID: MB 570-687924/5**  
**Matrix: Water**  
**Analysis Batch: 687924**

**Client Sample ID: Method Blank**  
**Prep Type: Total/NA**

Analyte	MB Result	MB Qualifier	RL	MDL	Unit	D	Prepared	Analyzed	Dil Fac
Nitrate as N	ND		0.10	0.020	mg/L			01/28/26 06:54	1

**Lab Sample ID: LCS 570-687924/6**  
**Matrix: Water**  
**Analysis Batch: 687924**

**Client Sample ID: Lab Control Sample**  
**Prep Type: Total/NA**

Analyte	Spike Added	LCS Result	LCS Qualifier	Unit	D	%Rec	%Rec Limits
Nitrite as N	2.50	2.66		mg/L		106	90 - 110

Eurofins Seattle

# QC Sample Results

Client: Landau Associates Inc  
 Project/Site: Sauro's Cleanorama 0094048.100

Job ID: 580-157376-1

## Method: 300.0 - Anions, Ion Chromatography (Continued)

**Lab Sample ID: LCS 570-687924/6**  
**Matrix: Water**  
**Analysis Batch: 687924**

**Client Sample ID: Lab Control Sample**  
**Prep Type: Total/NA**

Analyte	Spike Added	LCS Result	LCS Qualifier	Unit	D	%Rec	%Rec Limits
Nitrate as N	5.00	5.09		mg/L		102	90 - 110

**Lab Sample ID: LCSD 570-687924/7**  
**Matrix: Water**  
**Analysis Batch: 687924**

**Client Sample ID: Lab Control Sample Dup**  
**Prep Type: Total/NA**

Analyte	Spike Added	LCSD Result	LCSD Qualifier	Unit	D	%Rec	%Rec Limits	RPD	RPD Limit
Nitrite as N	2.50	2.66		mg/L		107	90 - 110	0	15
Nitrate as N	5.00	5.09		mg/L		102	90 - 110	0	15

**Lab Sample ID: MB 570-687927/5**  
**Matrix: Water**  
**Analysis Batch: 687927**

**Client Sample ID: Method Blank**  
**Prep Type: Total/NA**

Analyte	MB Result	MB Qualifier	RL	MDL	Unit	D	Prepared	Analyzed	Dil Fac
Chloride	ND		1.0	0.36	mg/L			01/28/26 06:54	1
Sulfate	ND		1.0	0.18	mg/L			01/28/26 06:54	1

**Lab Sample ID: LCS 570-687927/6**  
**Matrix: Water**  
**Analysis Batch: 687927**

**Client Sample ID: Lab Control Sample**  
**Prep Type: Total/NA**

Analyte	Spike Added	LCS Result	LCS Qualifier	Unit	D	%Rec	%Rec Limits
Chloride	50.0	50.1		mg/L		100	90 - 110
Sulfate	50.0	50.4		mg/L		101	90 - 110

**Lab Sample ID: LCSD 570-687927/7**  
**Matrix: Water**  
**Analysis Batch: 687927**

**Client Sample ID: Lab Control Sample Dup**  
**Prep Type: Total/NA**

Analyte	Spike Added	LCSD Result	LCSD Qualifier	Unit	D	%Rec	%Rec Limits	RPD	RPD Limit
Chloride	50.0	50.1		mg/L		100	90 - 110	0	15
Sulfate	50.0	50.5		mg/L		101	90 - 110	0	15

**Lab Sample ID: MB 570-687936/5**  
**Matrix: Water**  
**Analysis Batch: 687936**

**Client Sample ID: Method Blank**  
**Prep Type: Total/NA**

Analyte	MB Result	MB Qualifier	RL	MDL	Unit	D	Prepared	Analyzed	Dil Fac
Nitrate as N	ND		0.10	0.020	mg/L			01/28/26 06:21	1

**Lab Sample ID: LCS 570-687936/6**  
**Matrix: Water**  
**Analysis Batch: 687936**

**Client Sample ID: Lab Control Sample**  
**Prep Type: Total/NA**

Analyte	Spike Added	LCS Result	LCS Qualifier	Unit	D	%Rec	%Rec Limits
Nitrite as N	2.50	2.55		mg/L		102	90 - 110
Nitrate as N	5.00	5.14		mg/L		103	90 - 110

# QC Sample Results

Client: Landau Associates Inc  
 Project/Site: Sauro's Cleanorama 0094048.100

Job ID: 580-157376-1

## Method: 300.0 - Anions, Ion Chromatography (Continued)

**Lab Sample ID: LCSD 570-687936/7**  
**Matrix: Water**  
**Analysis Batch: 687936**

**Client Sample ID: Lab Control Sample Dup**  
**Prep Type: Total/NA**

Analyte	Spike Added	LCSD Result	LCSD Qualifier	Unit	D	%Rec	%Rec Limits	RPD	RPD Limit
Nitrite as N	2.50	2.55		mg/L		102	90 - 110	0	15
Nitrate as N	5.00	5.13		mg/L		103	90 - 110	0	15

**Lab Sample ID: MB 570-687939/5**  
**Matrix: Water**  
**Analysis Batch: 687939**

**Client Sample ID: Method Blank**  
**Prep Type: Total/NA**

Analyte	MB Result	MB Qualifier	RL	MDL	Unit	D	Prepared	Analyzed	Dil Fac
Chloride	ND		1.0	0.36	mg/L			01/28/26 06:21	1
Sulfate	ND		1.0	0.18	mg/L			01/28/26 06:21	1

**Lab Sample ID: LCS 570-687939/6**  
**Matrix: Water**  
**Analysis Batch: 687939**

**Client Sample ID: Lab Control Sample**  
**Prep Type: Total/NA**

Analyte	Spike Added	LCS Result	LCS Qualifier	Unit	D	%Rec	%Rec Limits
Chloride	50.0	52.0		mg/L		104	90 - 110
Sulfate	50.0	51.6		mg/L		103	90 - 110

**Lab Sample ID: LCSD 570-687939/7**  
**Matrix: Water**  
**Analysis Batch: 687939**

**Client Sample ID: Lab Control Sample Dup**  
**Prep Type: Total/NA**

Analyte	Spike Added	LCSD Result	LCSD Qualifier	Unit	D	%Rec	%Rec Limits	RPD	RPD Limit
Chloride	50.0	51.9		mg/L		104	90 - 110	0	15
Sulfate	50.0	51.5		mg/L		103	90 - 110	0	15

## Method: 6020B - Metals (ICP/MS)

**Lab Sample ID: MB 350-12391/1-A**  
**Matrix: Water**  
**Analysis Batch: 12425**

**Client Sample ID: Method Blank**  
**Prep Type: Total Recoverable**  
**Prep Batch: 12391**

Analyte	MB Result	MB Qualifier	RL	MDL	Unit	D	Prepared	Analyzed	Dil Fac
Manganese	ND		0.0020	0.00046	mg/L		01/28/26 12:35	01/29/26 23:23	1

**Lab Sample ID: LCS 350-12391/2-A**  
**Matrix: Water**  
**Analysis Batch: 12425**

**Client Sample ID: Lab Control Sample**  
**Prep Type: Total Recoverable**  
**Prep Batch: 12391**

Analyte	Spike Added	LCS Result	LCS Qualifier	Unit	D	%Rec	%Rec Limits
Manganese	1.00	1.01		mg/L		101	80 - 120

# QC Sample Results

Client: Landau Associates Inc  
 Project/Site: Sauro's Cleanorama 0094048.100

Job ID: 580-157376-1

## Method: SM 5310C - TOC

**Lab Sample ID: MB 570-690577/10**  
**Matrix: Water**  
**Analysis Batch: 690577**

**Client Sample ID: Method Blank**  
**Prep Type: Total/NA**

Analyte	MB Result	MB Qualifier	RL	MDL	Unit	D	Prepared	Analyzed	Dil Fac
Carbon, Non-Purgable Organic	ND		0.50	0.30	mg/L			02/02/26 13:27	1

**Lab Sample ID: LCS 570-690577/11**  
**Matrix: Water**  
**Analysis Batch: 690577**

**Client Sample ID: Lab Control Sample**  
**Prep Type: Total/NA**

Analyte	Spike Added	LCS Result	LCS Qualifier	Unit	D	%Rec	%Rec Limits
Carbon, Non-Purgable Organic	5.03	5.39		mg/L		107	85 - 115

**Lab Sample ID: LCSD 570-690577/12**  
**Matrix: Water**  
**Analysis Batch: 690577**

**Client Sample ID: Lab Control Sample Dup**  
**Prep Type: Total/NA**

Analyte	Spike Added	LCSD Result	LCSD Qualifier	Unit	D	%Rec	%Rec Limits	RPD	RPD Limit
Carbon, Non-Purgable Organic	5.03	5.37		mg/L		107	85 - 115	0	15

**Lab Sample ID: 580-157376-2 MS**  
**Matrix: Water**  
**Analysis Batch: 690577**

**Client Sample ID: LAI-MW1-20260126**  
**Prep Type: Total/NA**

Analyte	Sample Result	Sample Qualifier	Spike Added	MS Result	MS Qualifier	Unit	D	%Rec	%Rec Limits
Carbon, Non-Purgable Organic	0.66	F1	5.03	4.66	F1	mg/L		79	85 - 115

**Lab Sample ID: 580-157376-2 MSD**  
**Matrix: Water**  
**Analysis Batch: 690577**

**Client Sample ID: LAI-MW1-20260126**  
**Prep Type: Total/NA**

Analyte	Sample Result	Sample Qualifier	Spike Added	MSD Result	MSD Qualifier	Unit	D	%Rec	%Rec Limits	RPD	RPD Limit
Carbon, Non-Purgable Organic	0.66	F1	5.03	4.52	F1	mg/L		77	85 - 115	3	15

# Lab Chronicle

Client: Landau Associates Inc  
Project/Site: Sauro's Cleanorama 0094048.100

Job ID: 580-157376-1

**Client Sample ID: TripBlank-20260126**

**Lab Sample ID: 580-157376-1**

**Date Collected: 01/26/26 00:00**

**Matrix: Water**

**Date Received: 01/27/26 08:32**

Prep Type	Batch Type	Batch Method	Run	Dilution Factor	Batch Number	Batch Analyst	Lab	Prepared or Analyzed
Total/NA	Analysis	8260D	RA	1	512903	W1N	EET SEA	02/02/26 13:09
Total/NA	Analysis	8260D		1	512876	W1N	EET SEA	01/31/26 06:49

**Client Sample ID: LAI-MW1-20260126**

**Lab Sample ID: 580-157376-2**

**Date Collected: 01/26/26 11:06**

**Matrix: Water**

**Date Received: 01/27/26 08:32**

Prep Type	Batch Type	Batch Method	Run	Dilution Factor	Batch Number	Batch Analyst	Lab	Prepared or Analyzed
Total/NA	Analysis	8260D	RA	1	512903	W1N	EET SEA	02/02/26 14:40
Total/NA	Analysis	8260D		1	512876	W1N	EET SEA	01/31/26 07:36
Total/NA	Analysis	RSK-175		1	732199	AES	EET DEN	02/02/26 10:37
Total/NA	Analysis	300.0		1	687936	UIP1	EET CAL 4	01/28/26 18:11
Total/NA	Analysis	300.0		1	687939	UIP1	EET CAL 4	01/28/26 18:11
Total/NA	Analysis	300.0	DL	2	687939	UIP1	EET CAL 4	01/28/26 23:55
Dissolved	Prep	3005A			12391	RMN	EET SSM	01/28/26 12:35
Dissolved	Analysis	6020B		5	12425	JLS	EET SSM	01/30/26 00:06
Total/NA	Analysis	SM 5310C		1	690577	U8XP	EET CAL 4	02/02/26 16:22

**Client Sample ID: LAI-MW2-20260126**

**Lab Sample ID: 580-157376-3**

**Date Collected: 01/26/26 10:05**

**Matrix: Water**

**Date Received: 01/27/26 08:32**

Prep Type	Batch Type	Batch Method	Run	Dilution Factor	Batch Number	Batch Analyst	Lab	Prepared or Analyzed
Total/NA	Analysis	8260D	RA	10	512903	W1N	EET SEA	02/02/26 16:44
Total/NA	Analysis	8260D		10	512876	W1N	EET SEA	01/31/26 13:02
Total/NA	Analysis	RSK-175		1	732199	AES	EET DEN	02/02/26 11:54
Total/NA	Analysis	300.0		1	687936	UIP1	EET CAL 4	01/28/26 18:26
Total/NA	Analysis	300.0		1	687939	UIP1	EET CAL 4	01/28/26 18:26
Dissolved	Prep	3005A			12391	RMN	EET SSM	01/28/26 12:35
Dissolved	Analysis	6020B		5	12425	JLS	EET SSM	01/30/26 00:09
Total/NA	Analysis	SM 5310C		1	690577	U8XP	EET CAL 4	02/02/26 16:57

**Client Sample ID: LAI-MW3-20260126**

**Lab Sample ID: 580-157376-4**

**Date Collected: 01/26/26 12:28**

**Matrix: Water**

**Date Received: 01/27/26 08:32**

Prep Type	Batch Type	Batch Method	Run	Dilution Factor	Batch Number	Batch Analyst	Lab	Prepared or Analyzed
Total/NA	Analysis	8260D	DL	10	512903	W1N	EET SEA	02/02/26 17:05
Total/NA	Analysis	8260D		1	512876	W1N	EET SEA	01/31/26 07:59
Total/NA	Analysis	RSK-175		1	732199	AES	EET DEN	02/02/26 12:10
Total/NA	Analysis	300.0		1	687936	UIP1	EET CAL 4	01/28/26 18:42
Total/NA	Analysis	300.0		1	687939	UIP1	EET CAL 4	01/28/26 18:42

# Lab Chronicle

Client: Landau Associates Inc  
Project/Site: Sauro's Cleanorama 0094048.100

Job ID: 580-157376-1

**Client Sample ID: LAI-MW3-20260126**

**Lab Sample ID: 580-157376-4**

**Date Collected: 01/26/26 12:28**

**Matrix: Water**

**Date Received: 01/27/26 08:32**

Prep Type	Batch Type	Batch Method	Run	Dilution Factor	Batch Number	Analyst	Lab	Prepared or Analyzed
Dissolved	Prep	3005A			12391	RMN	EET SSM	01/28/26 12:35
Dissolved	Analysis	6020B		5	12425	JLS	EET SSM	01/30/26 00:13
Total/NA	Analysis	SM 5310C		1	690577	U8XP	EET CAL 4	02/02/26 17:31

**Client Sample ID: Dup1-20260126**

**Lab Sample ID: 580-157376-5**

**Date Collected: 01/26/26 12:29**

**Matrix: Water**

**Date Received: 01/27/26 08:32**

Prep Type	Batch Type	Batch Method	Run	Dilution Factor	Batch Number	Analyst	Lab	Prepared or Analyzed
Total/NA	Analysis	8260D		1	512903	W1N	EET SEA	02/02/26 19:51
Total/NA	Analysis	8260D	RA	1	512947	W1N	EET SEA	02/03/26 18:03
Total/NA	Analysis	RSK-175		1	732199	AES	EET DEN	02/02/26 12:25
Total/NA	Analysis	300.0		1	687936	UIP1	EET CAL 4	01/28/26 18:58
Total/NA	Analysis	300.0		1	687939	UIP1	EET CAL 4	01/28/26 18:58
Dissolved	Prep	3005A			12391	RMN	EET SSM	01/28/26 12:35
Dissolved	Analysis	6020B		5	12425	JLS	EET SSM	01/30/26 00:16
Total/NA	Analysis	SM 5310C		1	690577	U8XP	EET CAL 4	02/02/26 18:06

**Client Sample ID: LAI-MW4-20260126**

**Lab Sample ID: 580-157376-6**

**Date Collected: 01/26/26 08:19**

**Matrix: Water**

**Date Received: 01/27/26 08:32**

Prep Type	Batch Type	Batch Method	Run	Dilution Factor	Batch Number	Analyst	Lab	Prepared or Analyzed
Total/NA	Analysis	8260D		1	512903	W1N	EET SEA	02/02/26 15:01
Total/NA	Analysis	RSK-175		1	732199	AES	EET DEN	02/02/26 12:40
Total/NA	Analysis	300.0		1	687936	UIP1	EET CAL 4	01/28/26 19:14
Total/NA	Analysis	300.0		1	687939	UIP1	EET CAL 4	01/28/26 19:14
Total/NA	Analysis	300.0	DL	5	687939	UIP1	EET CAL 4	01/28/26 19:29
Dissolved	Prep	3005A			12391	RMN	EET SSM	01/28/26 12:35
Dissolved	Analysis	6020B		5	12425	JLS	EET SSM	01/30/26 00:19
Total/NA	Analysis	SM 5310C		1	690577	U8XP	EET CAL 4	02/02/26 18:41

**Client Sample ID: LAI-MW5-20260126**

**Lab Sample ID: 580-157376-7**

**Date Collected: 01/26/26 15:20**

**Matrix: Water**

**Date Received: 01/27/26 08:32**

Prep Type	Batch Type	Batch Method	Run	Dilution Factor	Batch Number	Analyst	Lab	Prepared or Analyzed
Total/NA	Analysis	8260D		1	512903	W1N	EET SEA	02/02/26 15:21
Total/NA	Analysis	RSK-175		1	732199	AES	EET DEN	02/02/26 12:56
Total/NA	Analysis	300.0		2	687924	UIP1	EET CAL 4	01/28/26 14:40
Total/NA	Analysis	300.0		2	687927	UIP1	EET CAL 4	01/28/26 14:40
Dissolved	Prep	3005A			12391	RMN	EET SSM	01/28/26 12:35
Dissolved	Analysis	6020B		5	12425	JLS	EET SSM	01/30/26 00:23

Eurofins Seattle

# Lab Chronicle

Client: Landau Associates Inc  
 Project/Site: Sauro's Cleanorama 0094048.100

Job ID: 580-157376-1

**Client Sample ID: LAI-MW5-20260126**

**Lab Sample ID: 580-157376-7**

Date Collected: 01/26/26 15:20

Matrix: Water

Date Received: 01/27/26 08:32

Prep Type	Batch Type	Batch Method	Run	Dilution Factor	Batch Number	Batch Analyst	Lab	Prepared or Analyzed
Total/NA	Analysis	SM 5310C		2	690577	U8XP	EET CAL 4	02/02/26 19:16

**Client Sample ID: MW2-20260126**

**Lab Sample ID: 580-157376-8**

Date Collected: 01/26/26 16:05

Matrix: Water

Date Received: 01/27/26 08:32

Prep Type	Batch Type	Batch Method	Run	Dilution Factor	Batch Number	Batch Analyst	Lab	Prepared or Analyzed
Total/NA	Analysis	8260D		1	512903	W1N	EET SEA	02/02/26 15:42
Total/NA	Analysis	RSK-175		1	732199	AES	EET DEN	02/02/26 14:43
Total/NA	Analysis	300.0		1	687924	UIP1	EET CAL 4	01/28/26 14:56
Total/NA	Analysis	300.0		1	687927	UIP1	EET CAL 4	01/28/26 14:56
Dissolved	Prep	3005A			12391	RMN	EET SSM	01/28/26 12:35
Dissolved	Analysis	6020B		5	12425	JLS	EET SSM	01/30/26 00:26
Total/NA	Analysis	SM 5310C		1	690577	U8XP	EET CAL 4	02/02/26 19:51

**Client Sample ID: MW13-20260126**

**Lab Sample ID: 580-157376-9**

Date Collected: 01/26/26 13:36

Matrix: Water

Date Received: 01/27/26 08:32

Prep Type	Batch Type	Batch Method	Run	Dilution Factor	Batch Number	Batch Analyst	Lab	Prepared or Analyzed
Total/NA	Analysis	8260D		10	512903	W1N	EET SEA	02/02/26 17:26
Total/NA	Analysis	RSK-175		1	732199	AES	EET DEN	02/02/26 14:59
Total/NA	Analysis	300.0		1	687936	UIP1	EET CAL 4	01/28/26 19:45
Total/NA	Analysis	300.0		1	687939	UIP1	EET CAL 4	01/28/26 19:45
Total/NA	Analysis	300.0	DL	2	687939	UIP1	EET CAL 4	01/29/26 00:11
Dissolved	Prep	3005A			12391	RMN	EET SSM	01/28/26 12:35
Dissolved	Analysis	6020B		5	12425	JLS	EET SSM	01/30/26 00:30
Total/NA	Analysis	SM 5310C		2	690577	U8XP	EET CAL 4	02/02/26 20:25

**Client Sample ID: RNS-MW2-20260126**

**Lab Sample ID: 580-157376-10**

Date Collected: 01/26/26 16:02

Matrix: Water

Date Received: 01/27/26 08:32

Prep Type	Batch Type	Batch Method	Run	Dilution Factor	Batch Number	Batch Analyst	Lab	Prepared or Analyzed
Total/NA	Analysis	8260D		1	512903	W1N	EET SEA	02/02/26 16:03
Total/NA	Analysis	RSK-175		1	732199	AES	EET DEN	02/02/26 15:14
Total/NA	Analysis	300.0		1	687924	UIP1	EET CAL 4	01/28/26 15:12
Total/NA	Analysis	300.0		1	687927	UIP1	EET CAL 4	01/28/26 15:12
Dissolved	Prep	3005A			12391	RMN	EET SSM	01/28/26 12:35
Dissolved	Analysis	6020B		5	12425	JLS	EET SSM	01/30/26 00:38
Total/NA	Analysis	SM 5310C		1	690577	U8XP	EET CAL 4	02/02/26 21:00

# Lab Chronicle

Client: Landau Associates Inc  
 Project/Site: Sauro's Cleanorama 0094048.100

Job ID: 580-157376-1

**Client Sample ID: RNS-MW6-42.5-20260126**

**Lab Sample ID: 580-157376-11**

**Date Collected: 01/26/26 14:00**

**Matrix: Water**

**Date Received: 01/27/26 08:32**

Prep Type	Batch Type	Batch Method	Run	Dilution Factor	Batch Number	Batch Analyst	Lab	Prepared or Analyzed
Total/NA	Analysis	8260D		1	512903	W1N	EET SEA	02/02/26 19:30
Total/NA	Analysis	8260D	DL	10	512947	W1N	EET SEA	02/03/26 19:06

**Client Sample ID: RNS-MW6-52.5-20260126**

**Lab Sample ID: 580-157376-12**

**Date Collected: 01/26/26 14:25**

**Matrix: Water**

**Date Received: 01/27/26 08:32**

Prep Type	Batch Type	Batch Method	Run	Dilution Factor	Batch Number	Batch Analyst	Lab	Prepared or Analyzed
Total/NA	Analysis	8260D		10	512903	W1N	EET SEA	02/02/26 16:24
Total/NA	Analysis	RSK-175		1	732199	AES	EET DEN	02/02/26 14:13
Total/NA	Analysis	300.0		1	687924	UIP1	EET CAL 4	01/28/26 14:24
Total/NA	Analysis	300.0		1	687927	UIP1	EET CAL 4	01/28/26 14:24
Dissolved	Prep	3005A			12391	RMN	EET SSM	01/28/26 12:35
Dissolved	Analysis	6020B		5	12425	JLS	EET SSM	01/30/26 00:42
Total/NA	Analysis	SM 5310C		2	690577	U8XP	EET CAL 4	02/02/26 21:35

**Laboratory References:**

- EET CAL 4 = Eurofins Calscience Tustin, 2841 Dow Avenue, Tustin, CA 92780, TEL (714)895-5494
- EET DEN = Eurofins Denver, 4955 Yarrow Street, Arvada, CO 80002, TEL (303)736-0100
- EET SEA = Eurofins Seattle, 5755 8th Street East, Tacoma, WA 98424, TEL (253)922-2310
- EET SSM = Eurofins Seattle Specialty Metals, 5755 8th Street East, Tacoma, WA 98424, TEL (253)922-2310

# Accreditation/Certification Summary

Client: Landau Associates Inc  
Project/Site: Sauro's Cleanorama 0094048.100

Job ID: 580-157376-1

## Laboratory: Eurofins Seattle

The accreditations/certifications listed below are applicable to this report.

Authority	Program	Identification Number	Expiration Date
Washington	State	C788	07-13-26

## Laboratory: Eurofins Calscience

The accreditations/certifications listed below are applicable to this report.

Authority	Program	Identification Number	Expiration Date
Washington	State	C916	02-11-26

## Laboratory: Eurofins Denver

The accreditations/certifications listed below are applicable to this report.

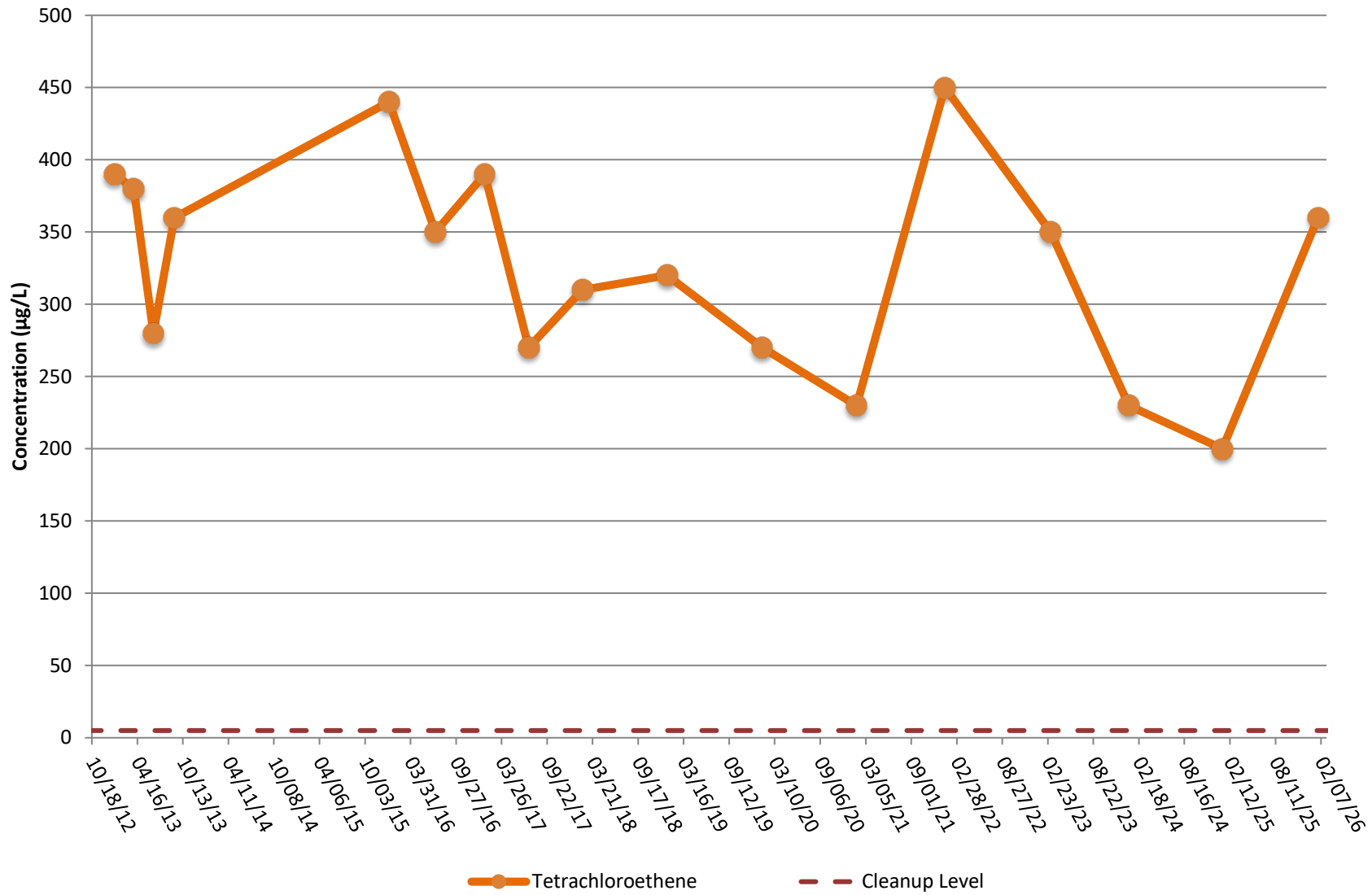
Authority	Program	Identification Number	Expiration Date
Washington	State	C583	08-03-26

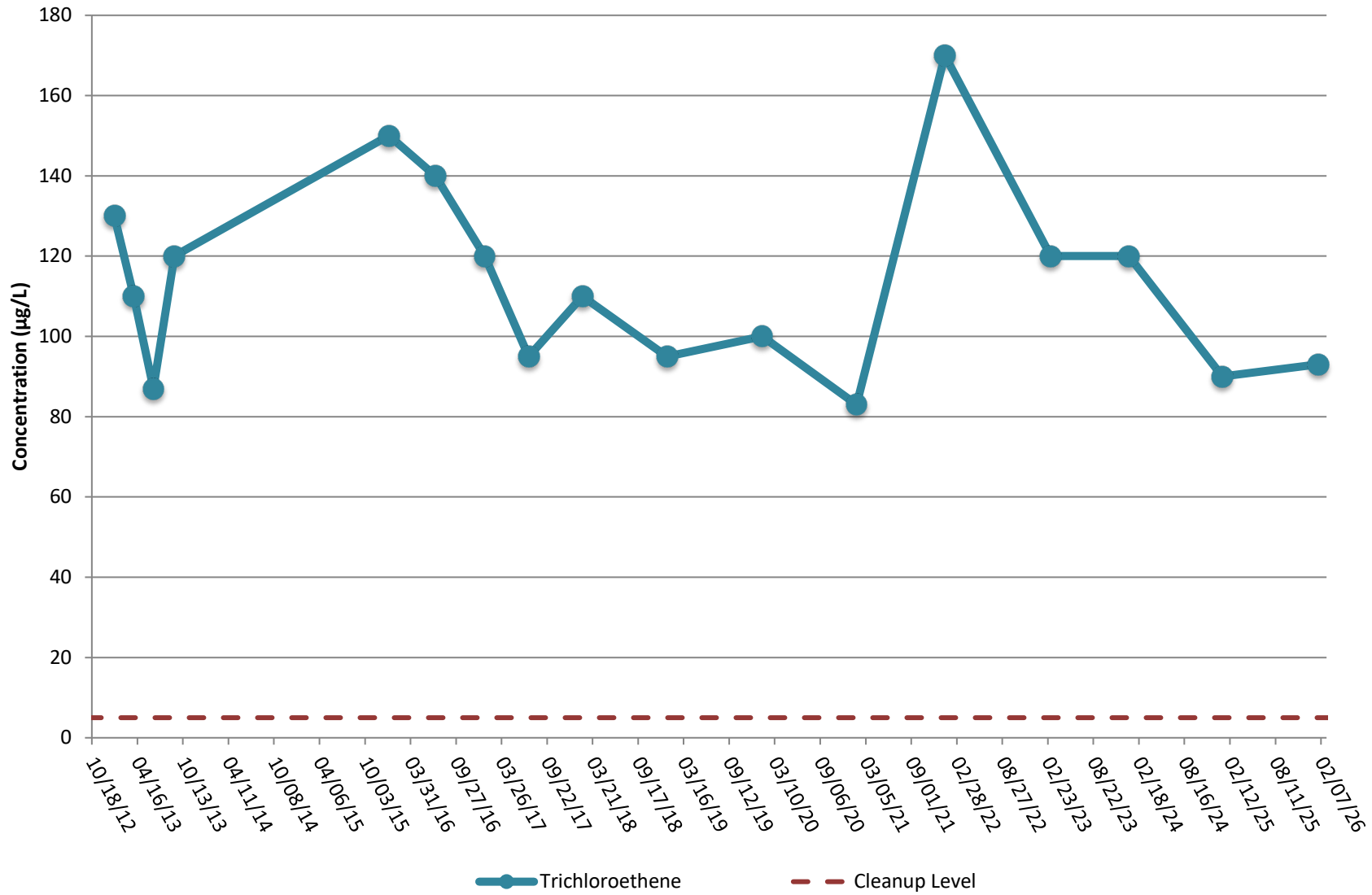
## Laboratory: Eurofins Seattle Specialty Metals

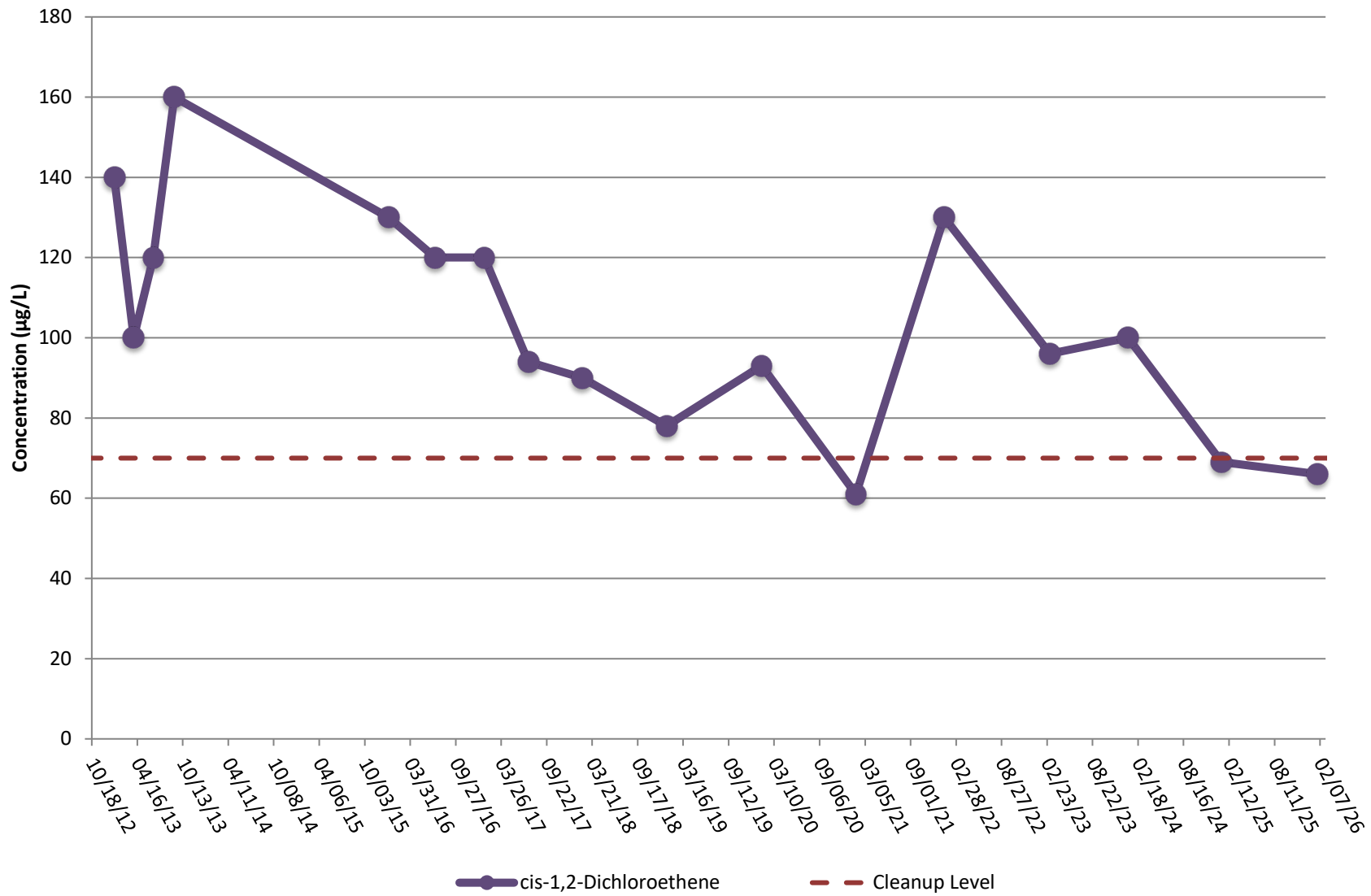
All accreditations/certifications held by this laboratory are listed. Not all accreditations/certifications are applicable to this report.

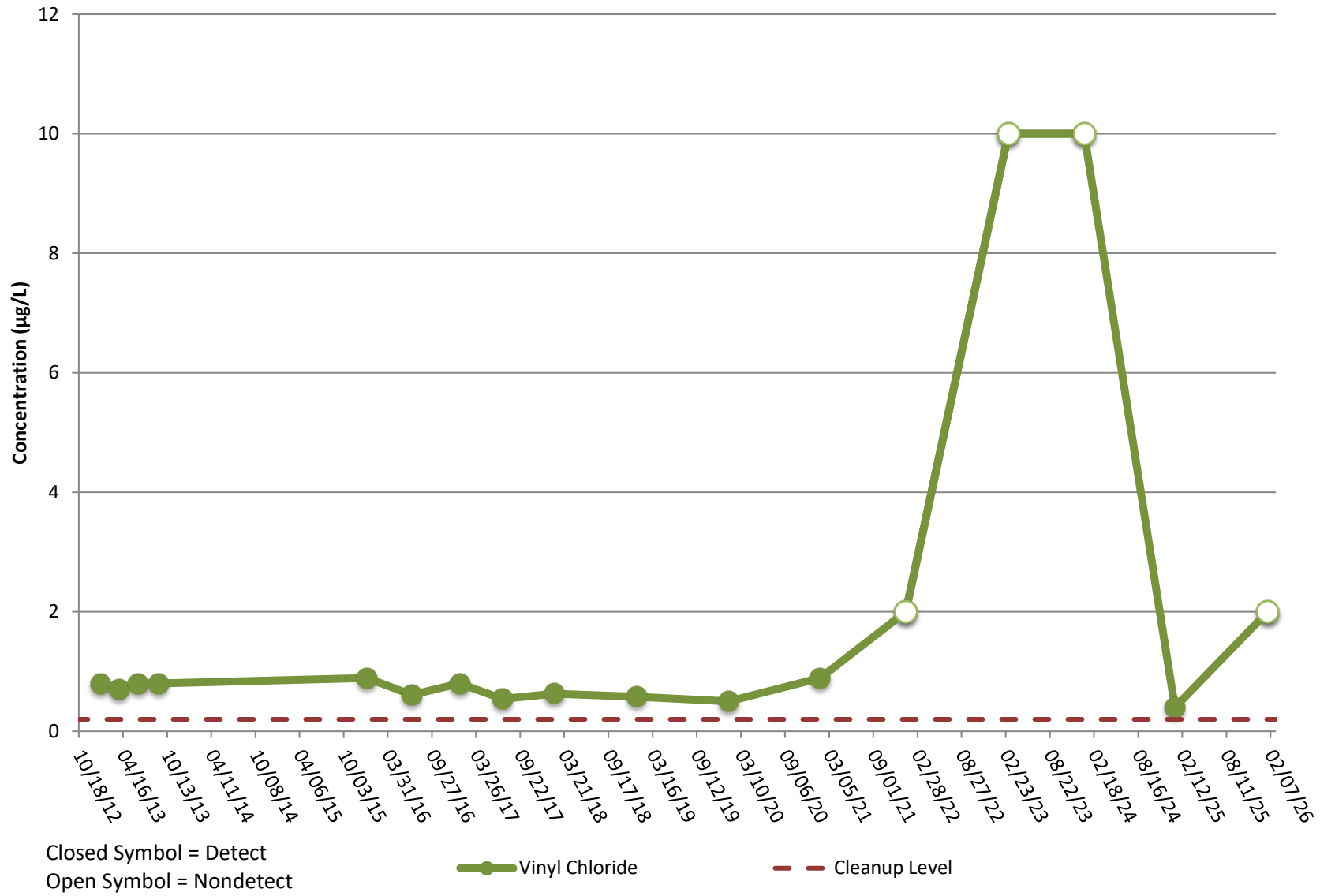
Authority	Program	Identification Number	Expiration Date
Alaska (UST)	State	20-004	02-19-27
ANAB	Dept. of Defense ELAP	L2236	01-19-27
ANAB	Dept. of Energy	L2236.01	01-19-27
ANAB	ISO/IEC 17025	L2236	01-19-27
Arizona	State	AZ0854	01-13-27
California	State	2954	07-07-26
Florida	NELAP	E87575	06-30-26
Louisiana (All)	NELAP	03073	06-30-26
Maine	State	WA01273	05-02-26
New Jersey	NELAP	WA014	06-30-26
New York	NELAP	11662	02-19-26
Oregon	NELAP	4167	07-07-26
US Fish & Wildlife	US Federal Programs	A20571	06-30-26
USDA	US Federal Programs	525-25-24-59583A1	01-24-28
Washington	State	C788	07-13-26
Wisconsin	State	399133460	08-31-26

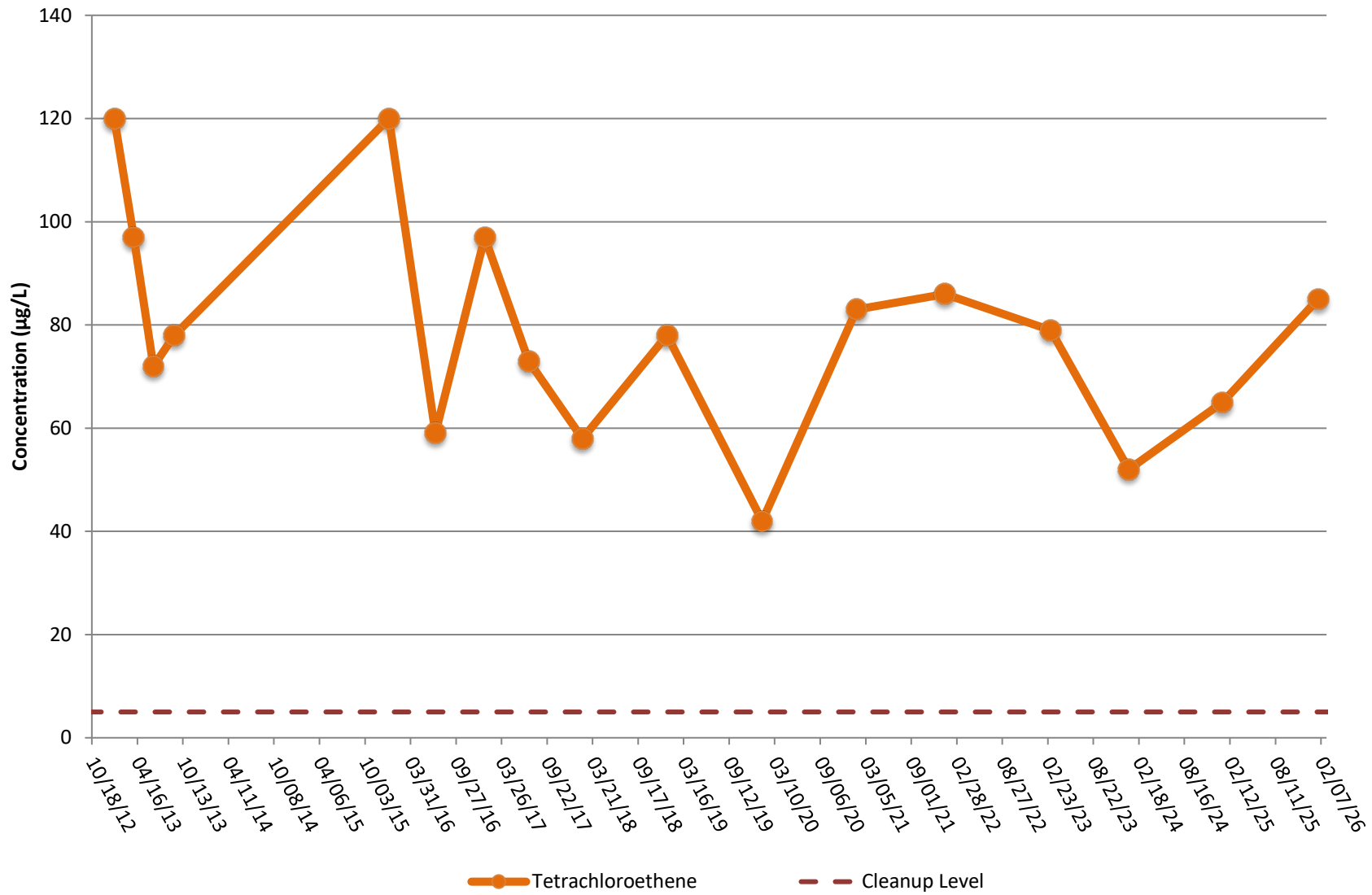
## **Cumulative Results Plots and Tables**

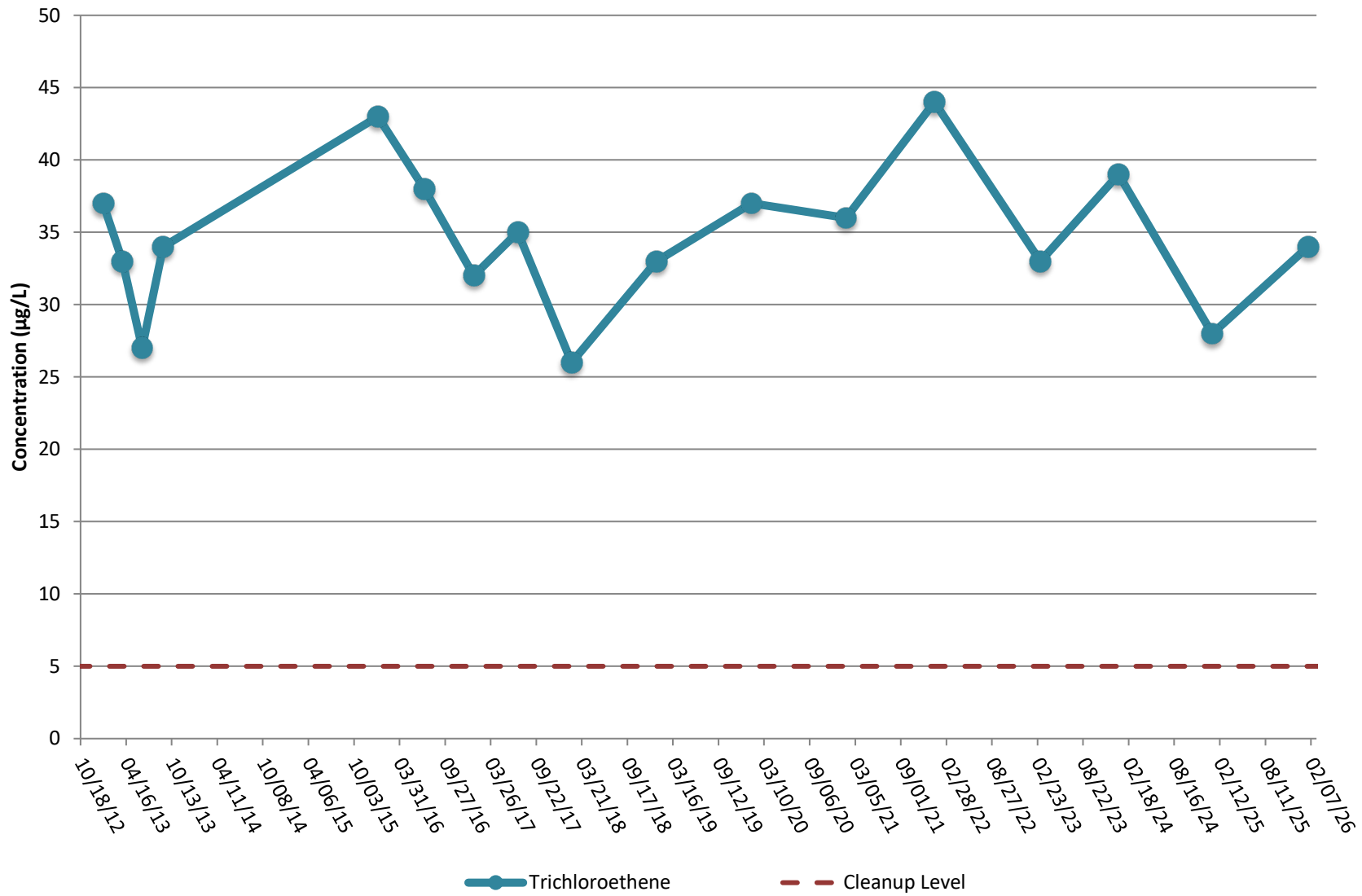


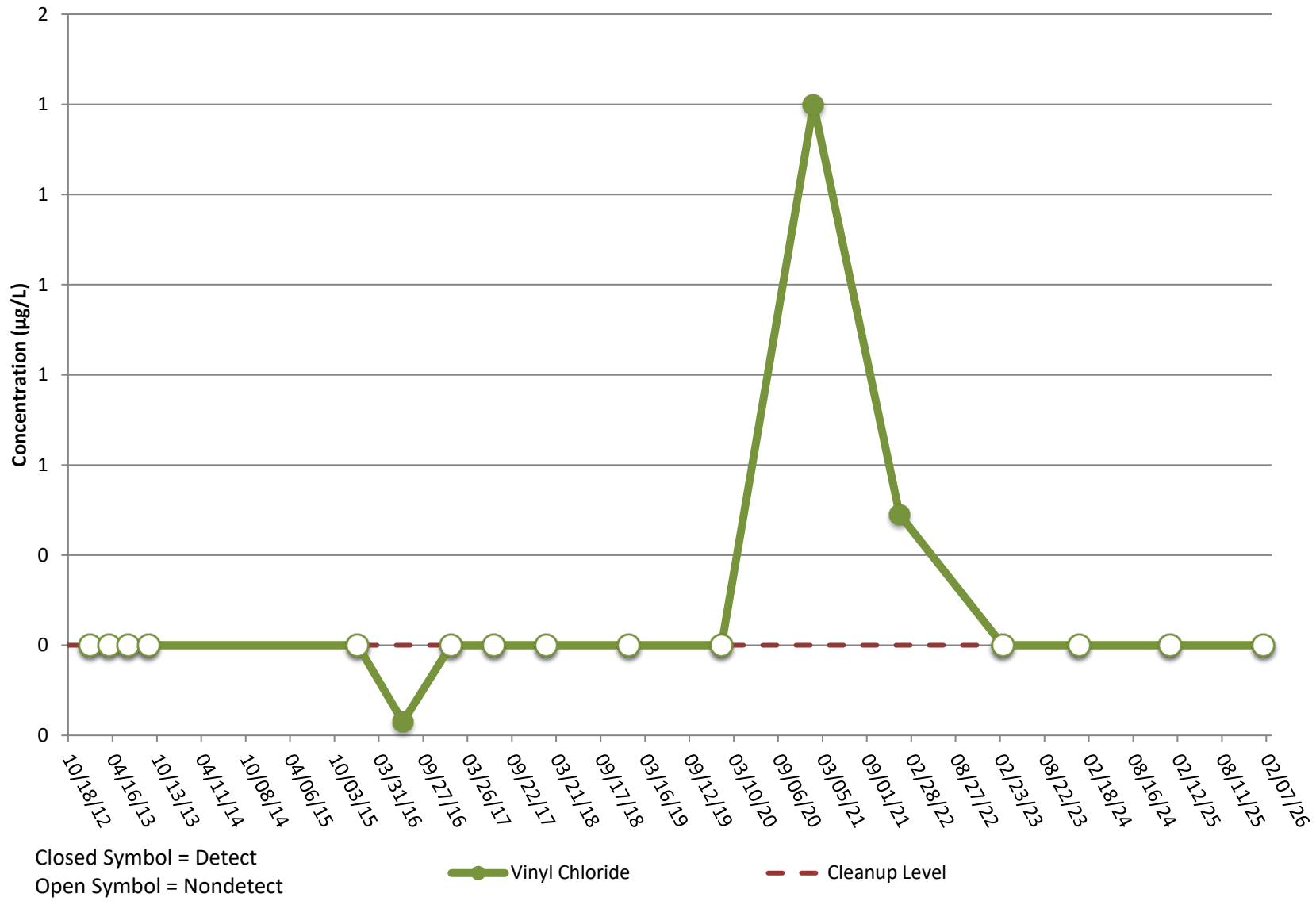


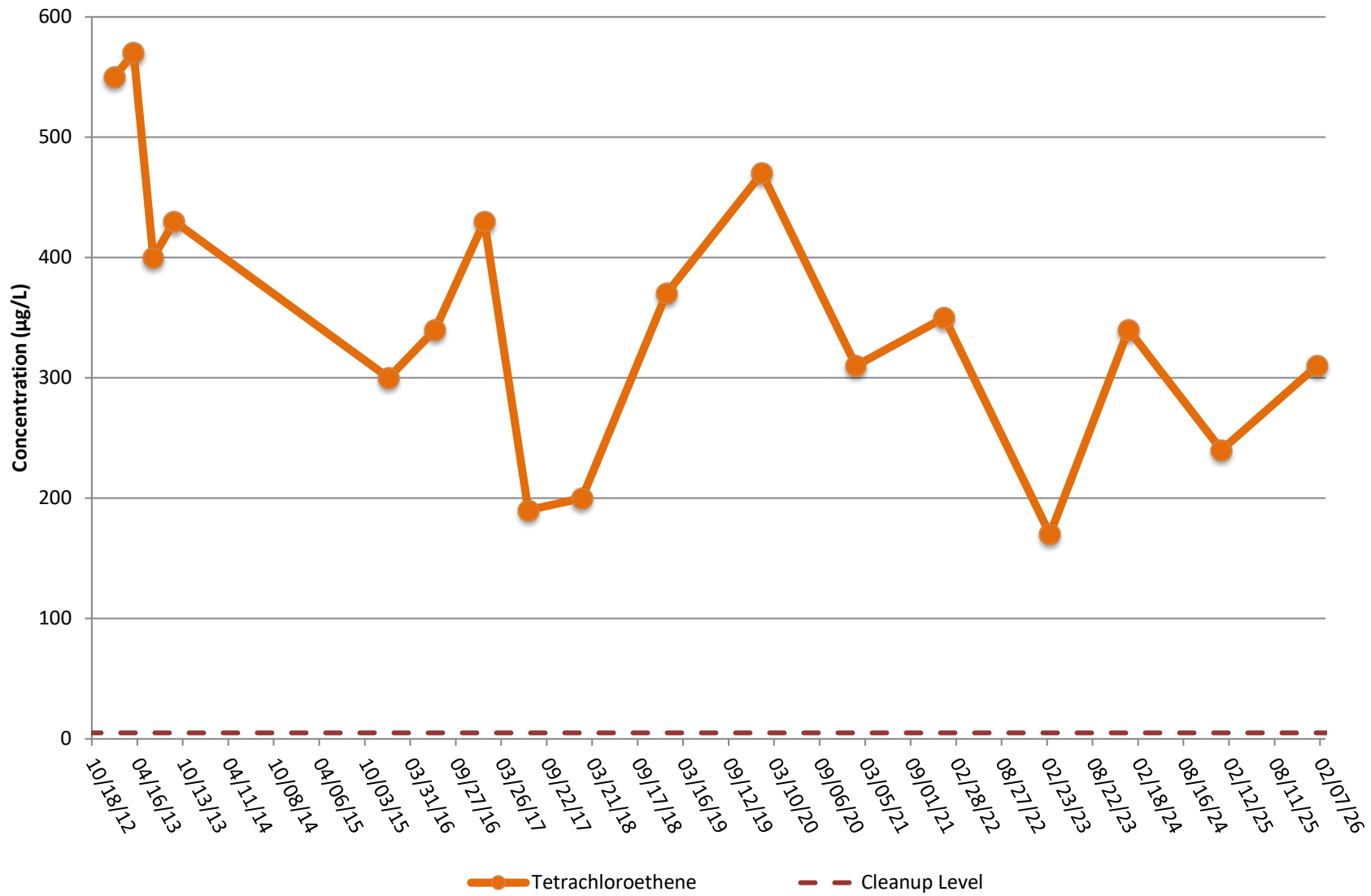


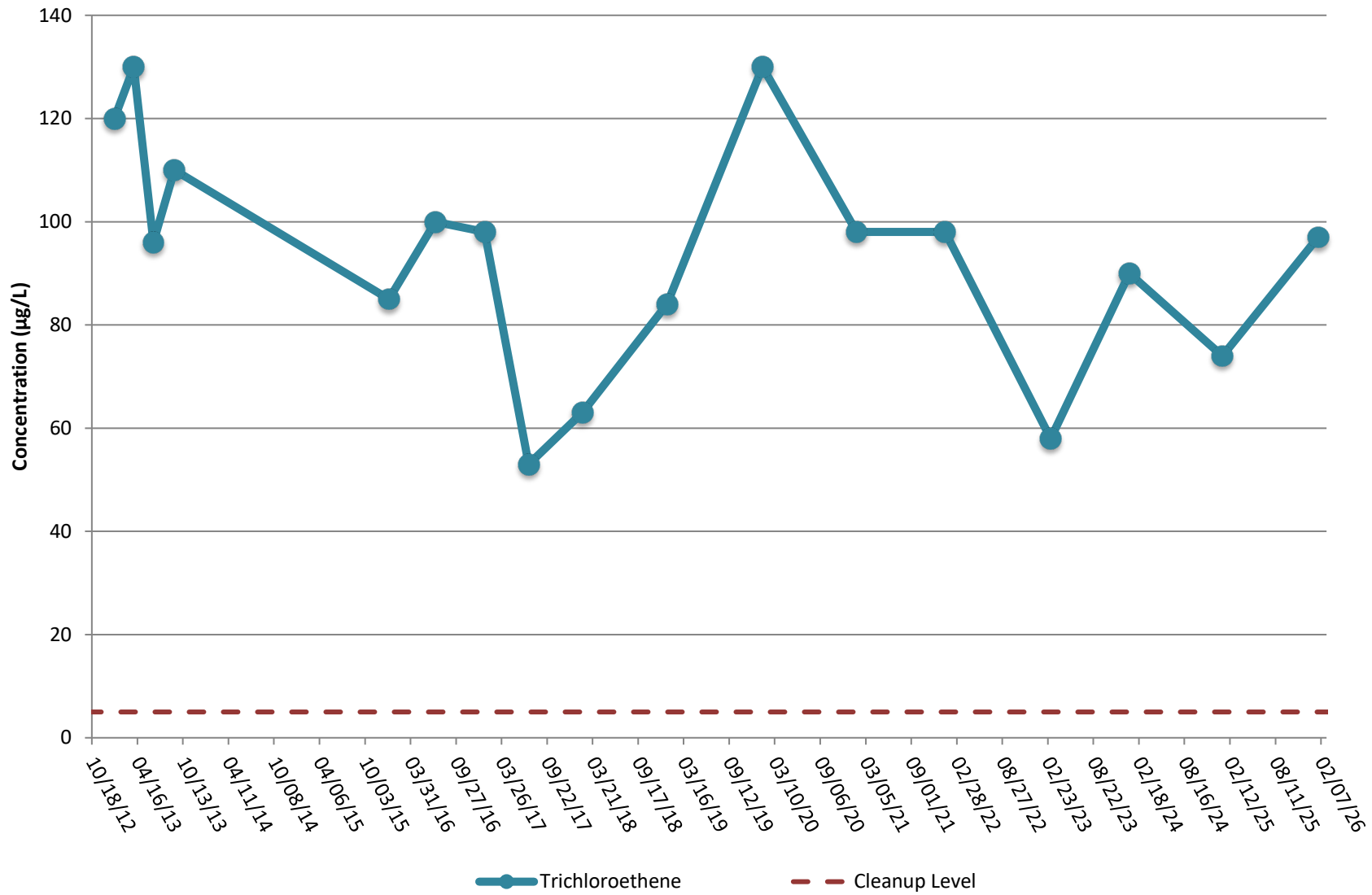


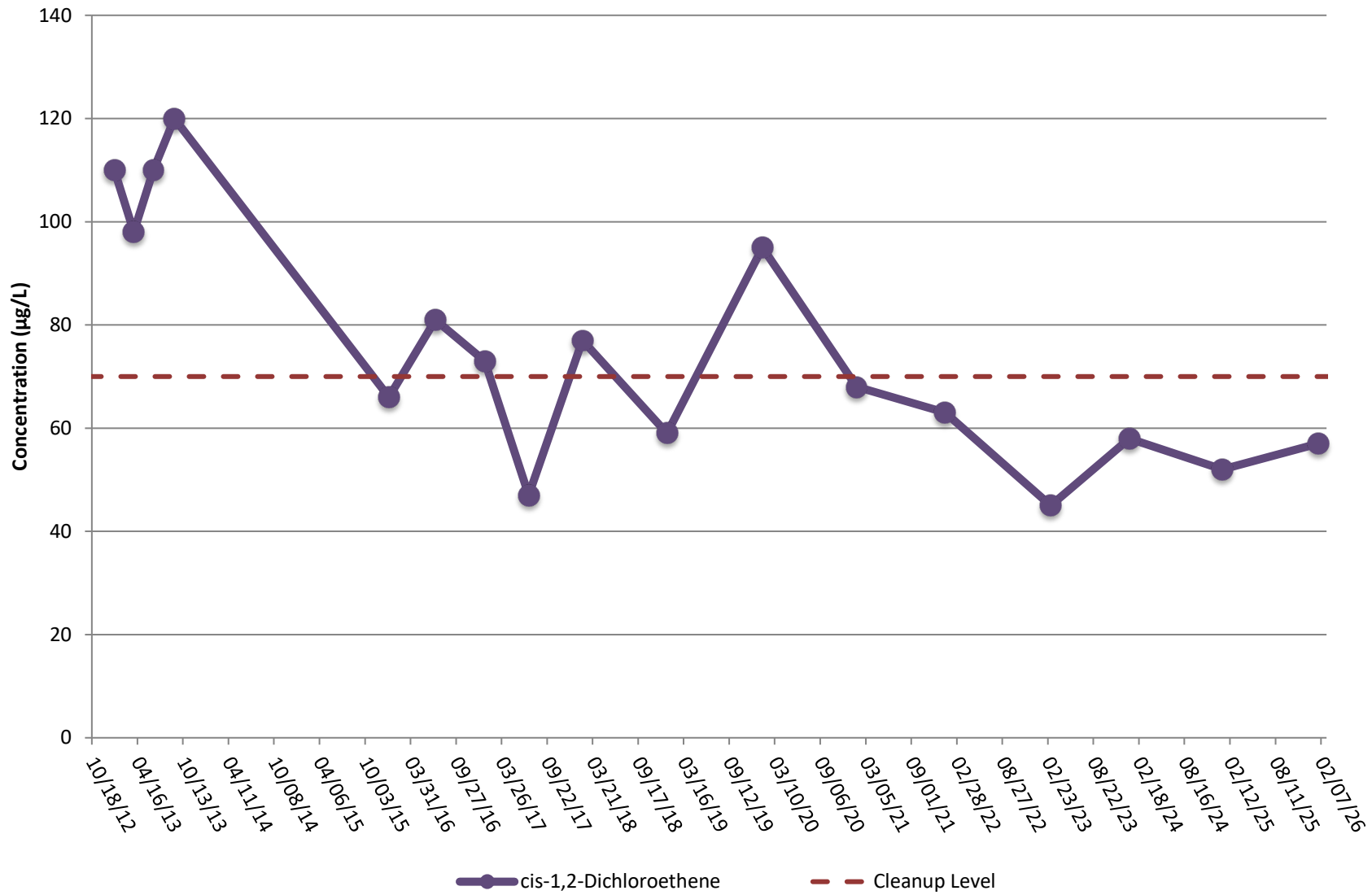


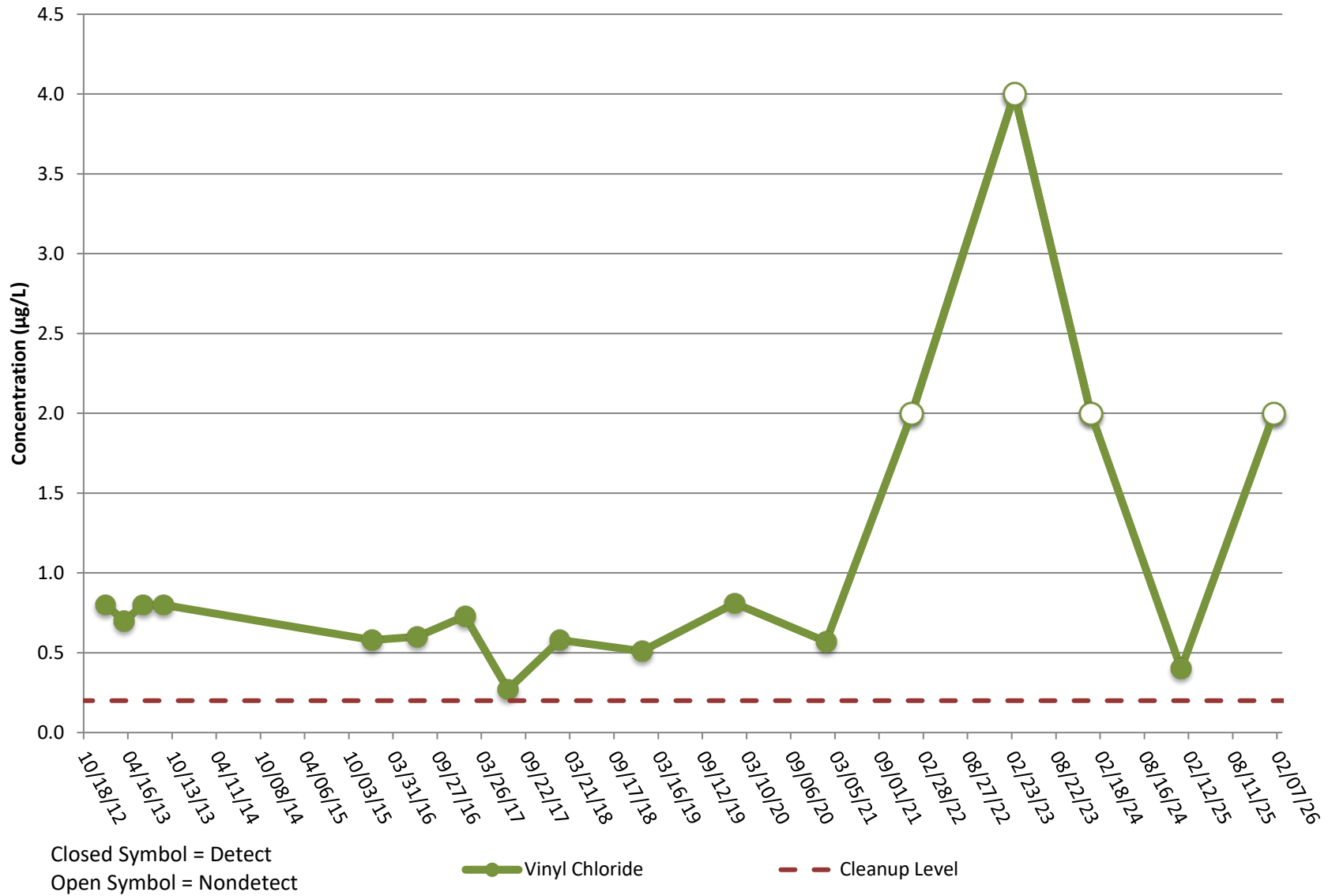




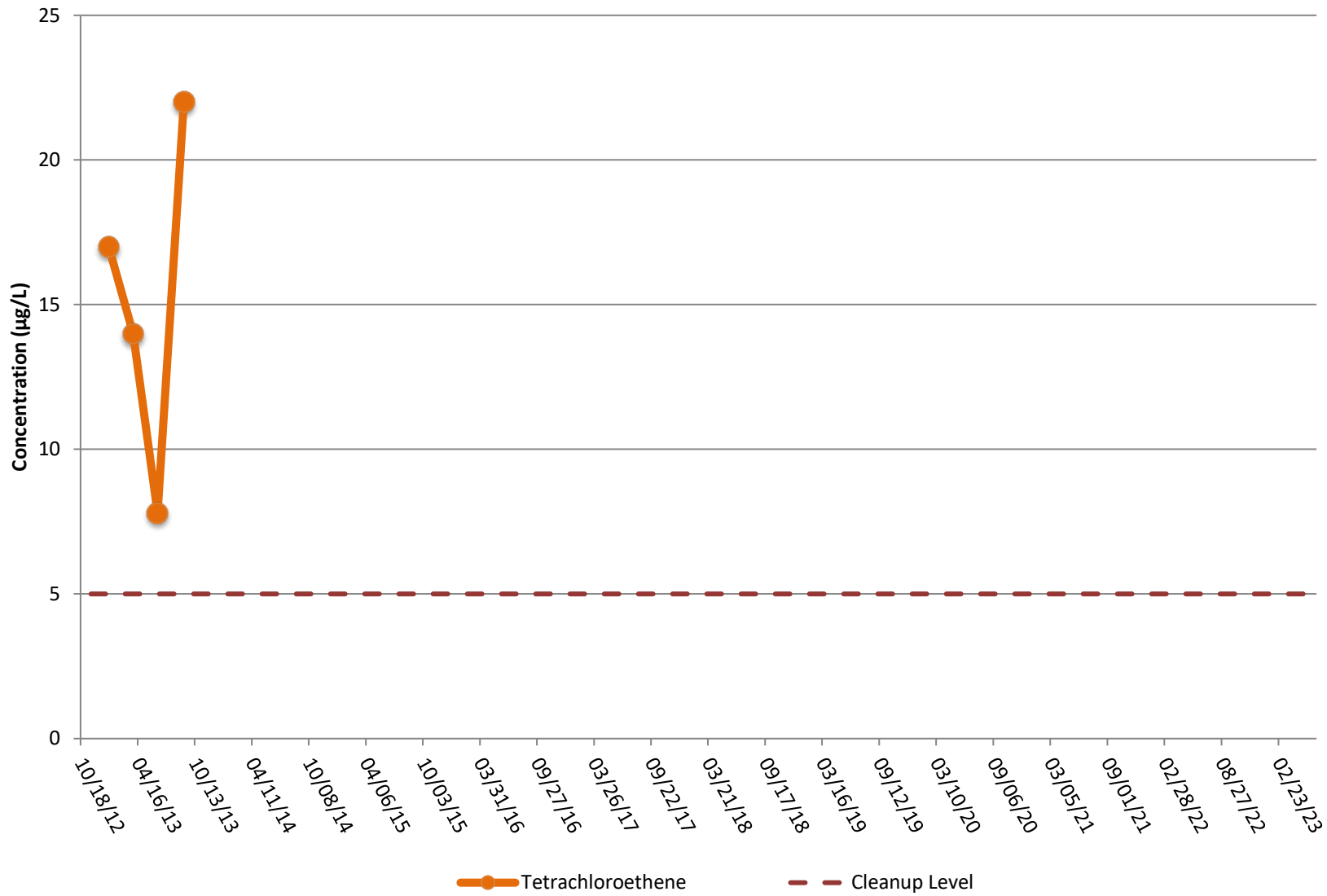








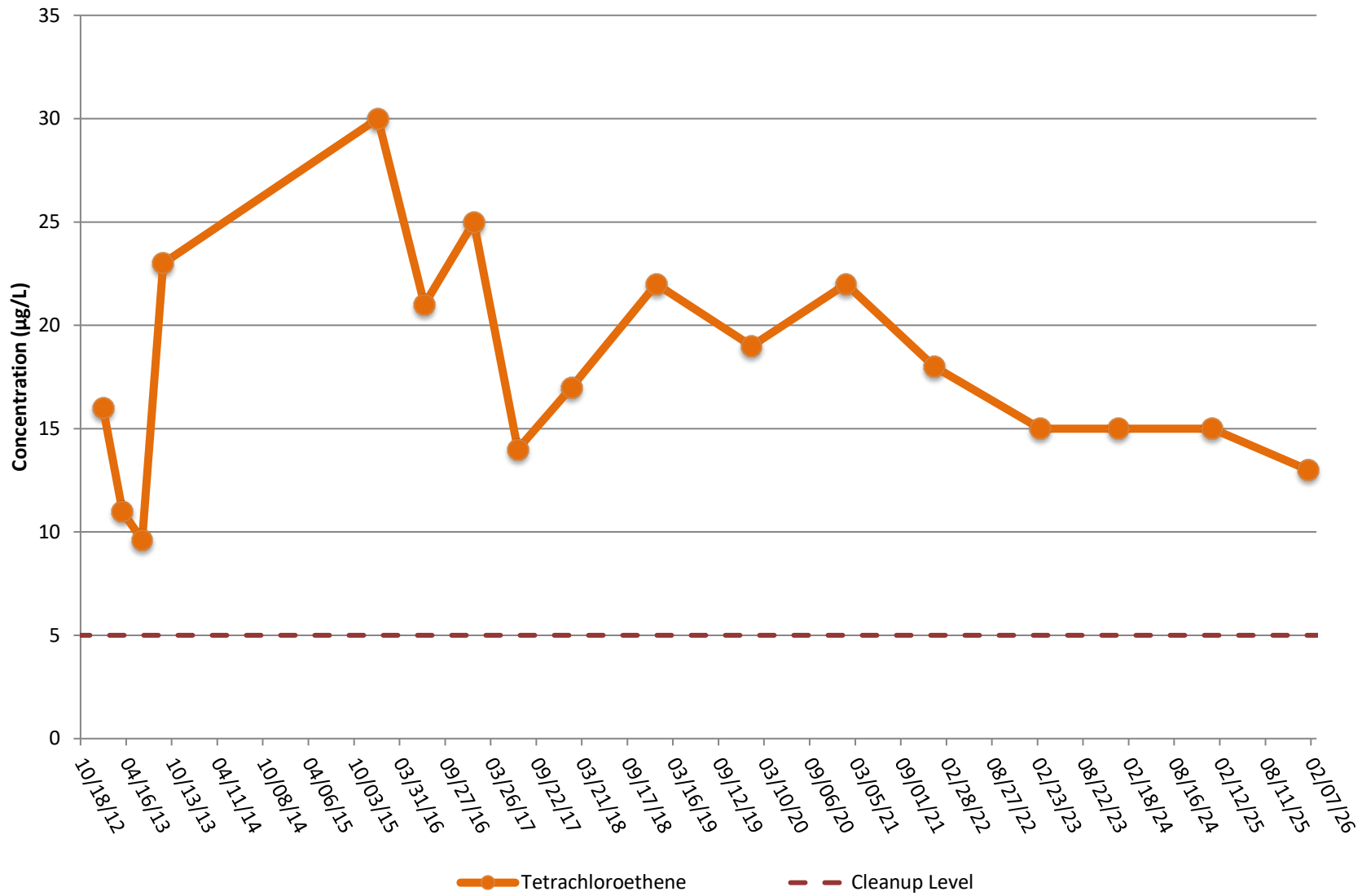


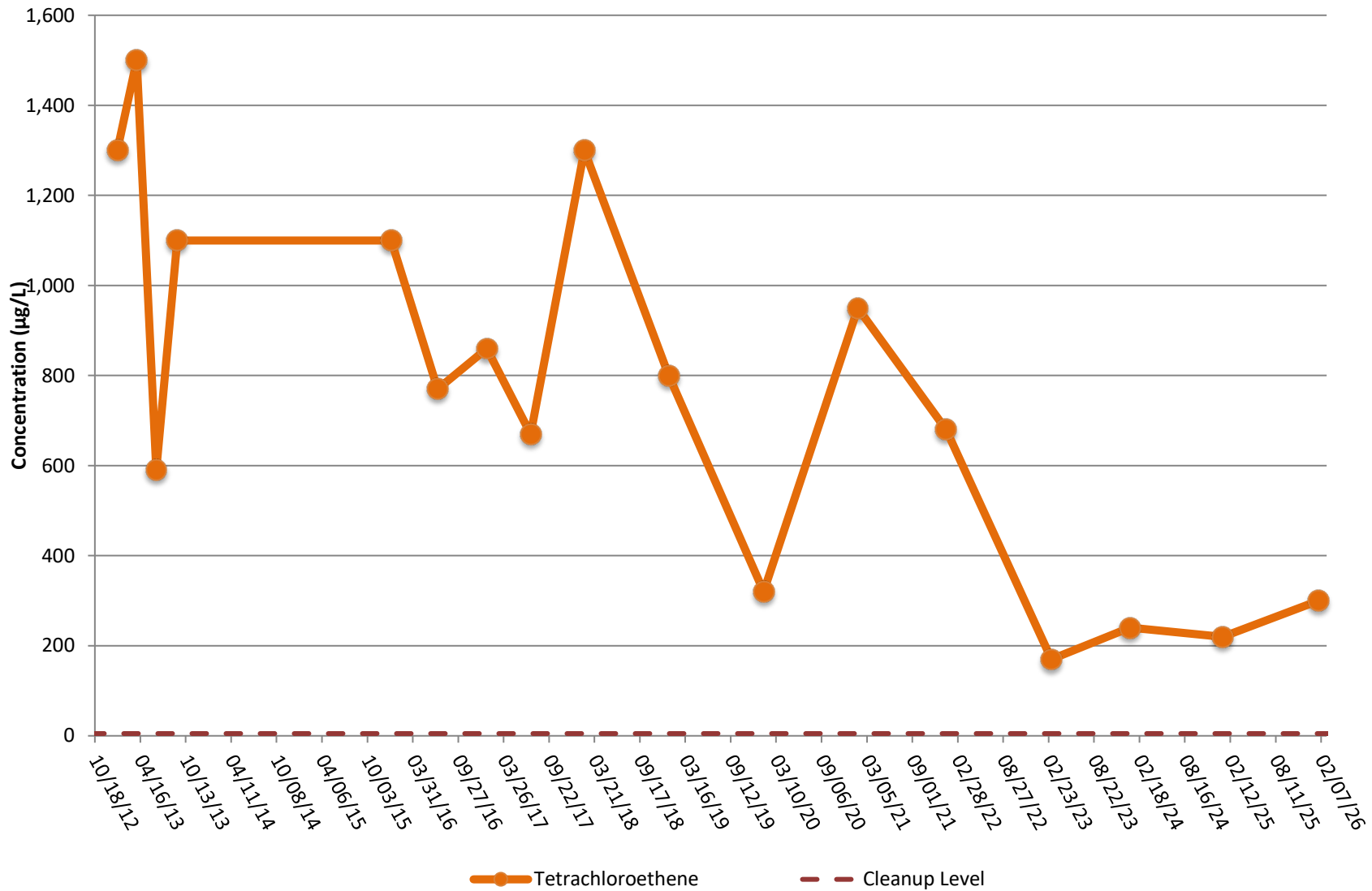


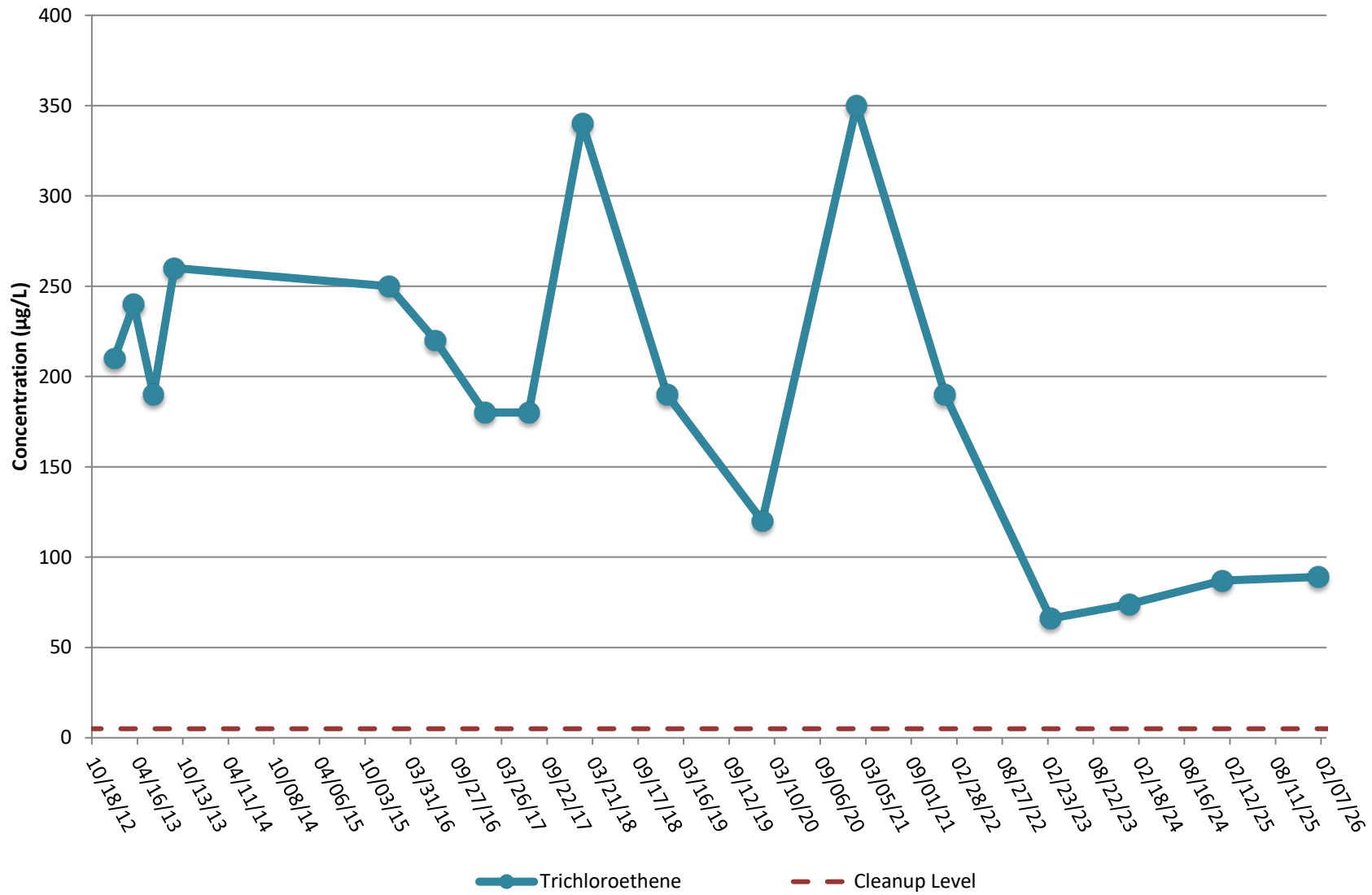
Sauro's Cleanorama  
Tacoma, Washington

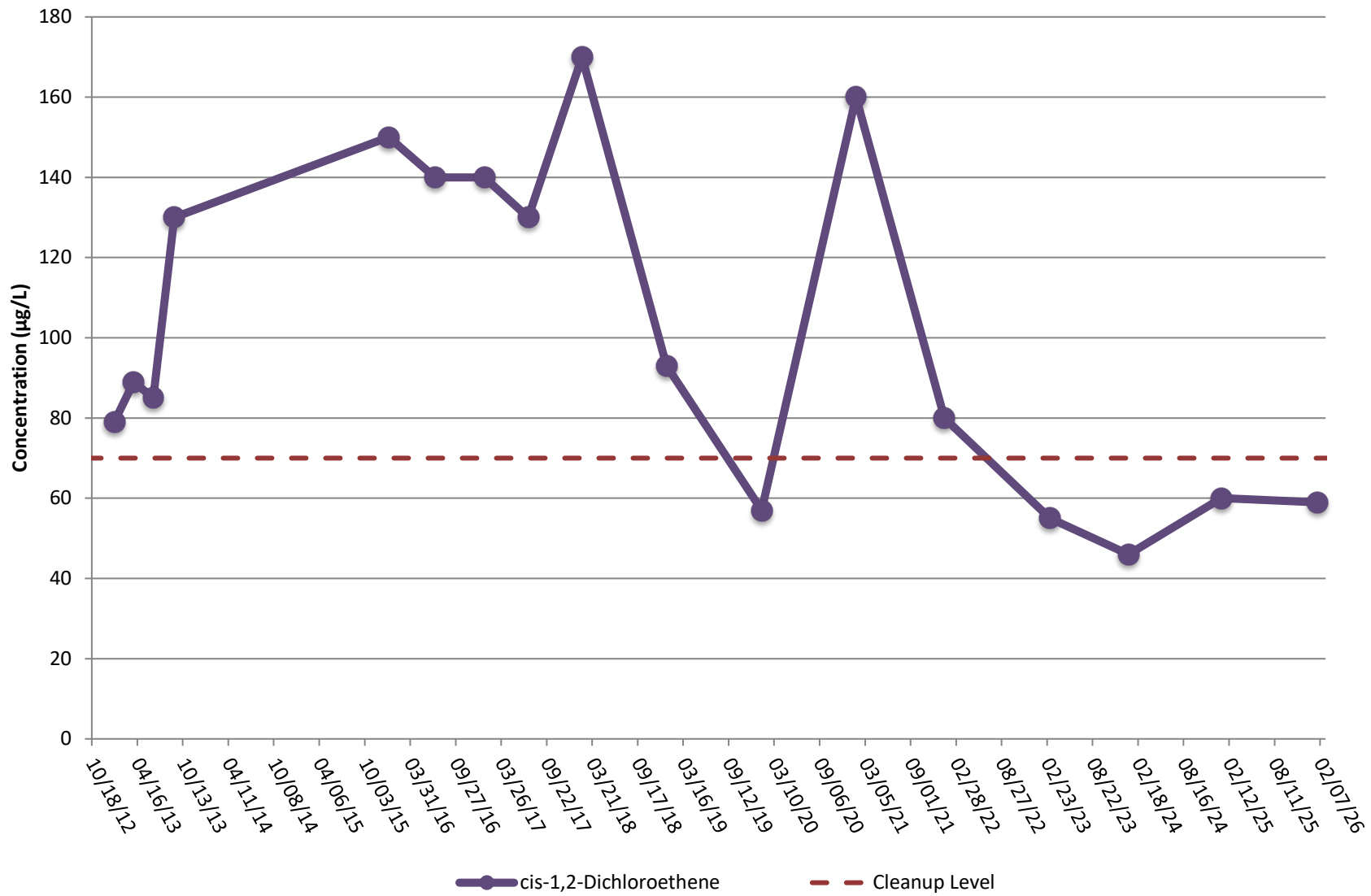
**RNS-MW2-21.5**  
**Tetrachloroethene**

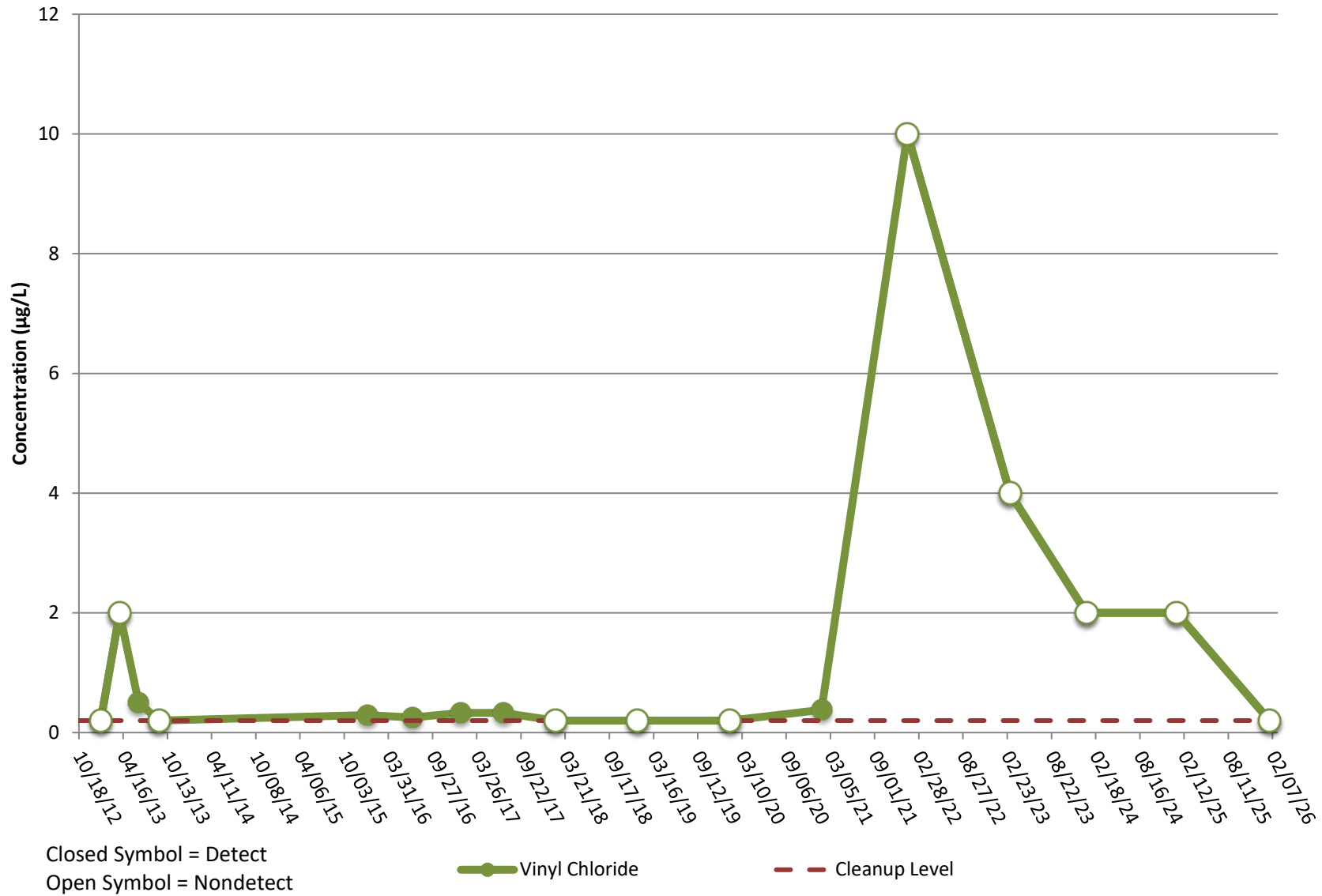
Figure  
**3-13**

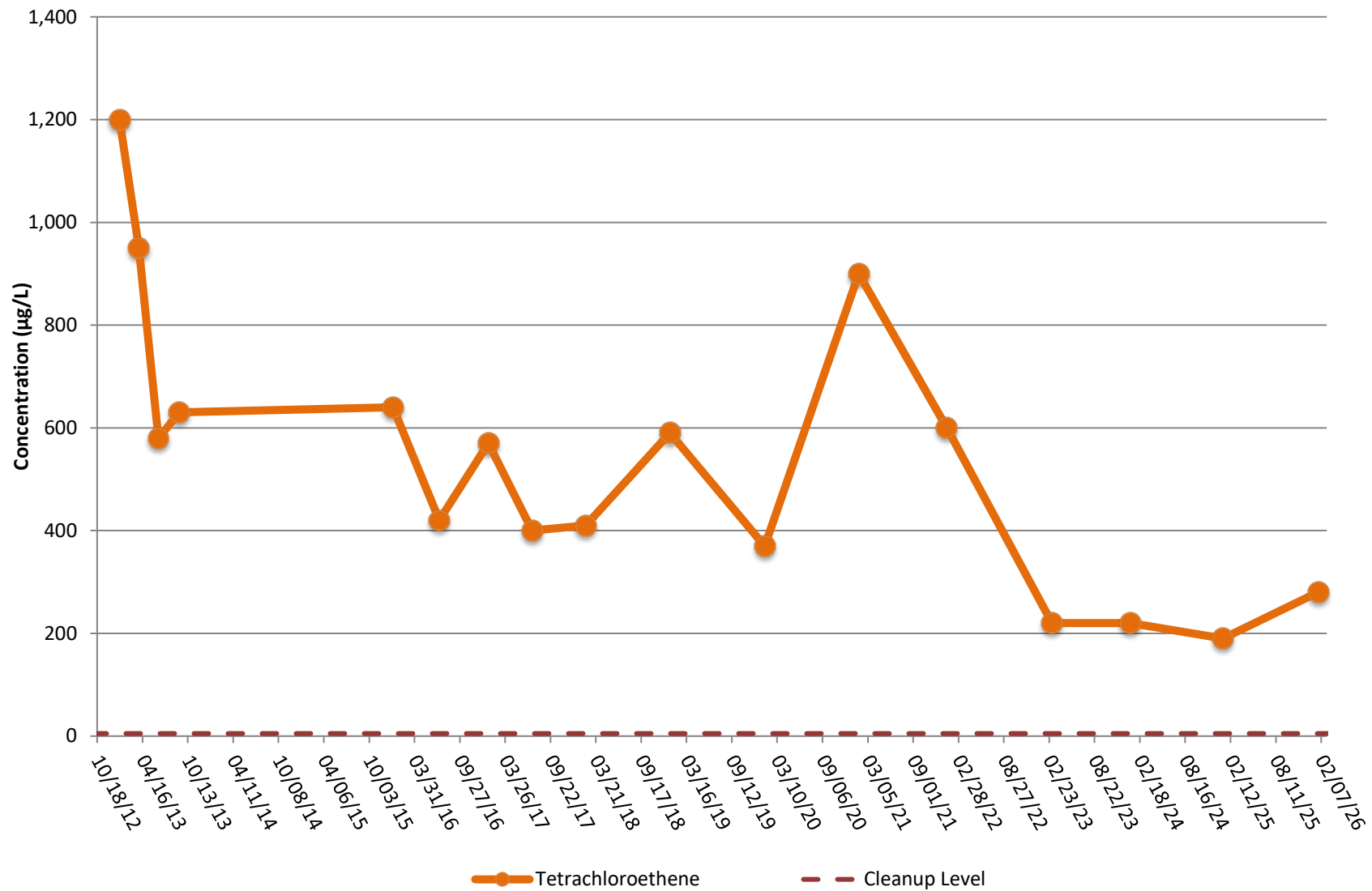










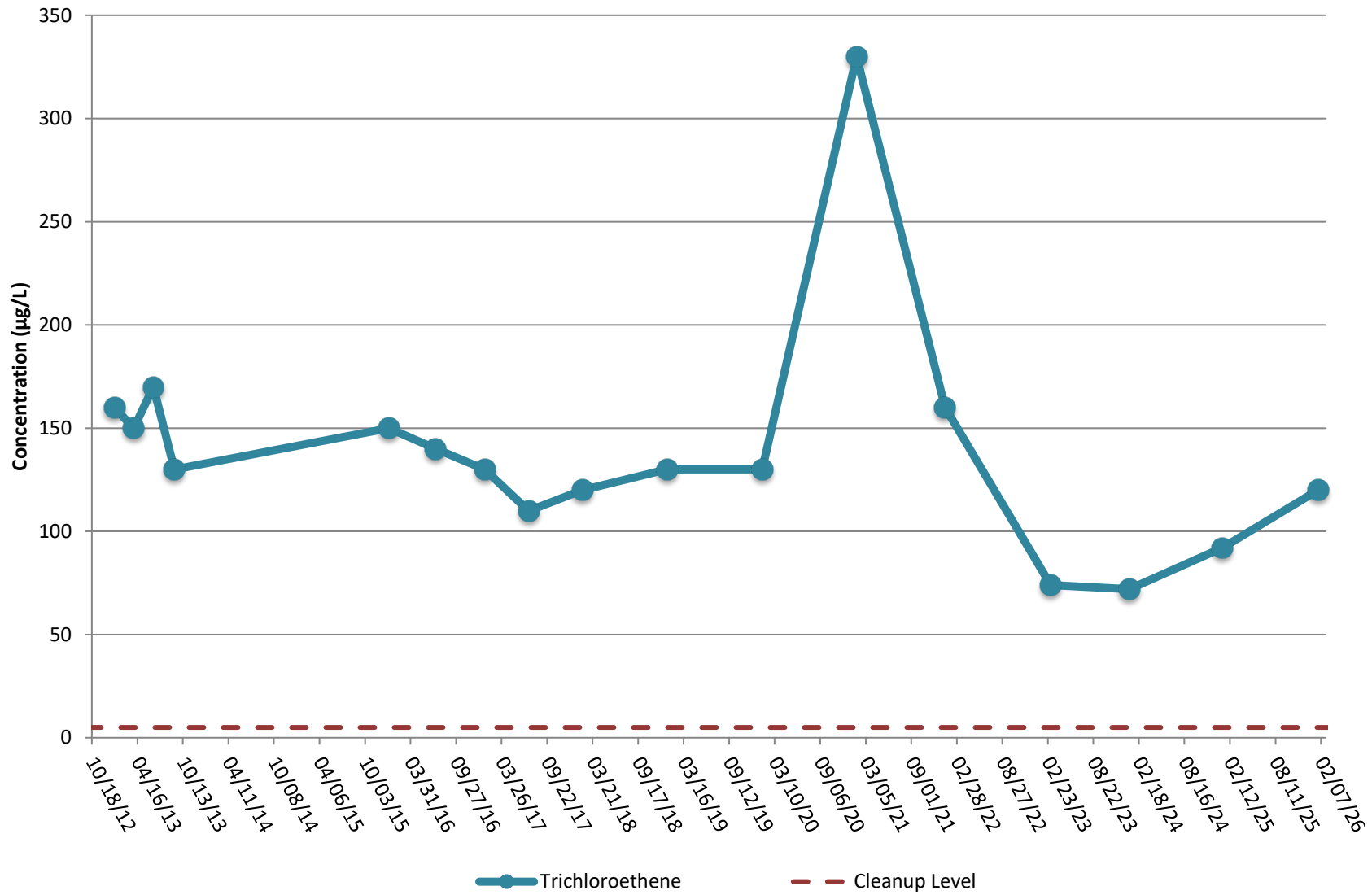


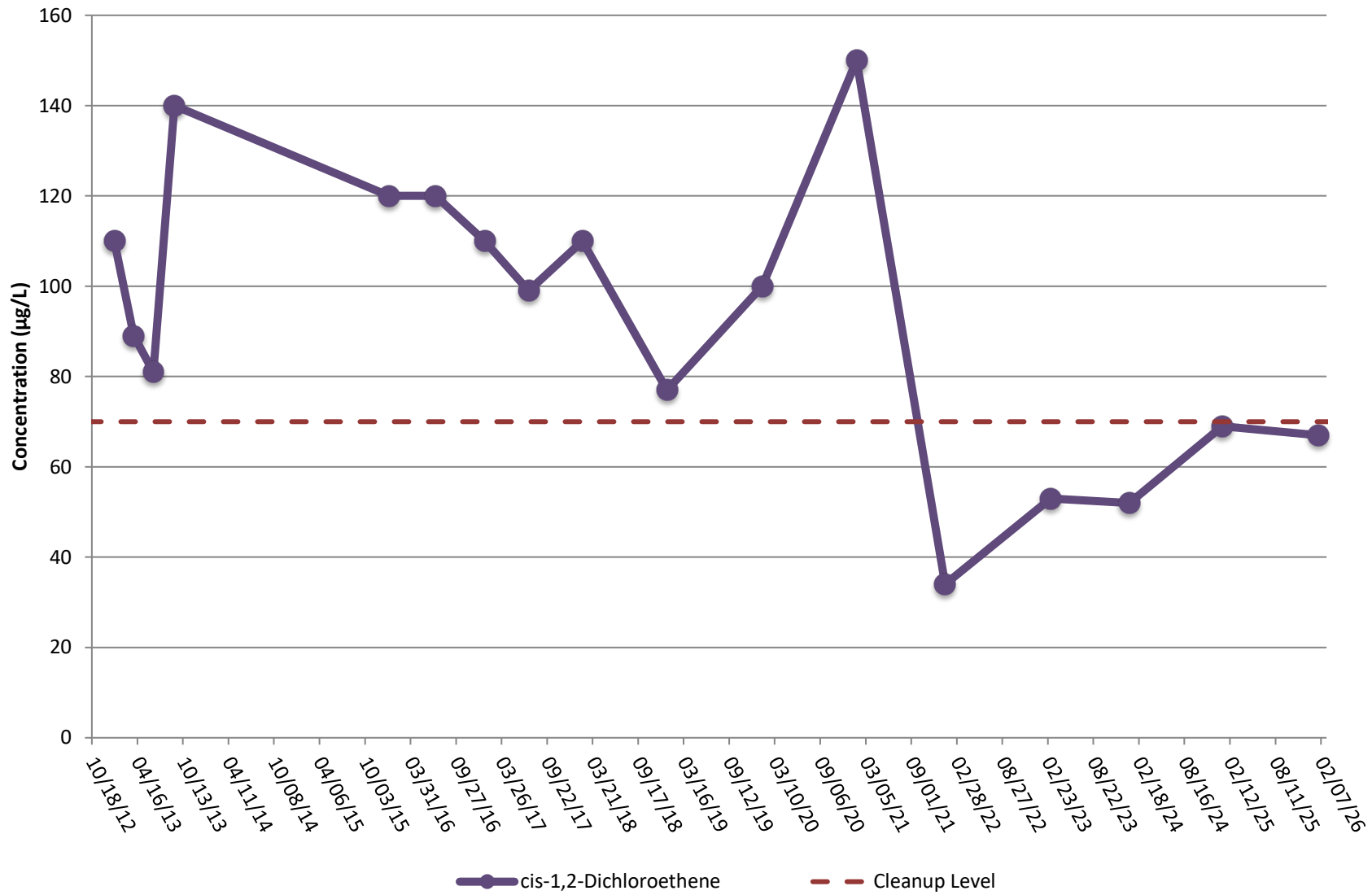
Sauro's Cleanorama  
Tacoma, Washington

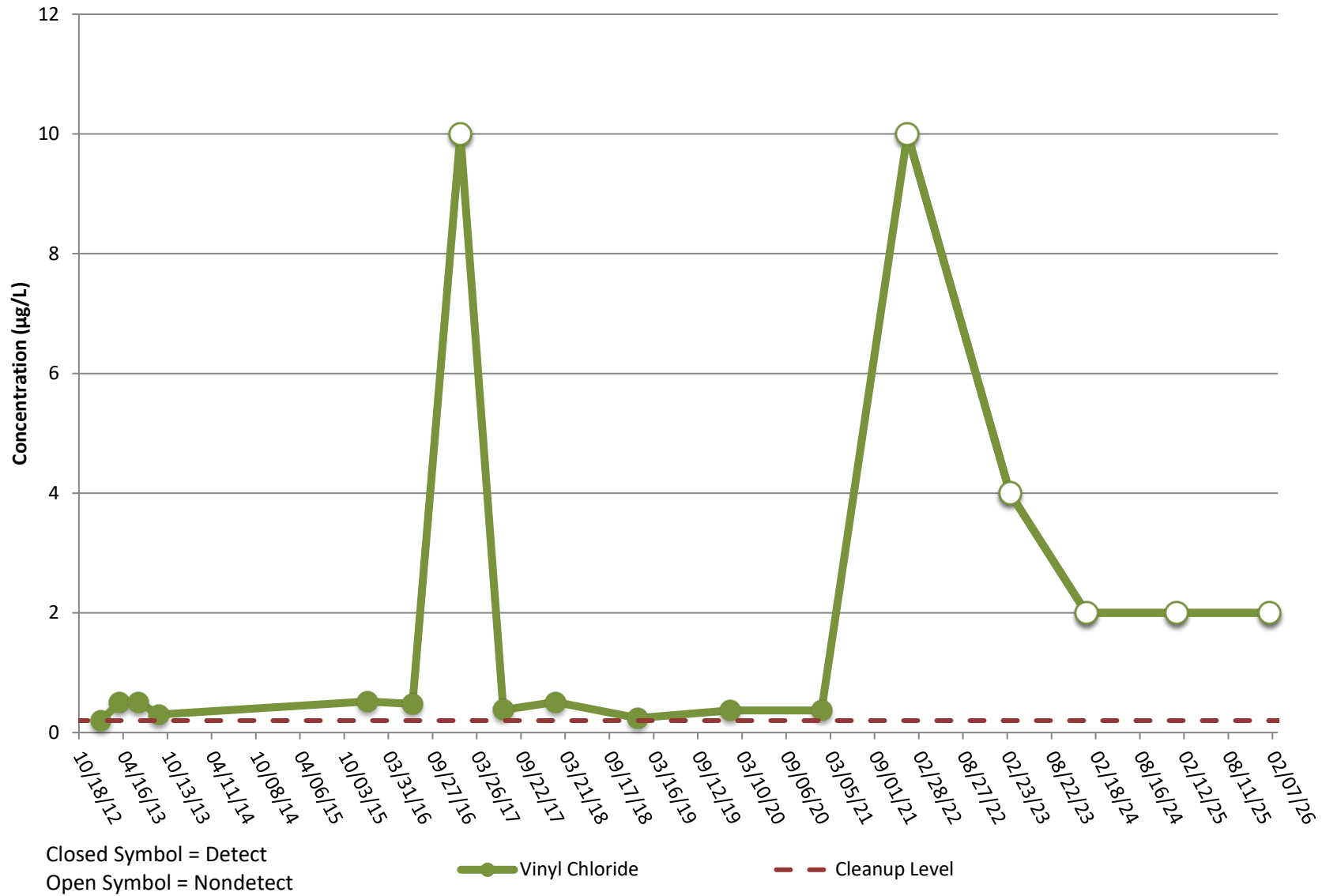
**RNS-MW6-52.5**  
**Tetrachloroethene**

Figure  
**3-19**









**Table 3-1  
Bioremediation Data Summary  
Sauro's Cleanerama**

Well	Date	Sample Type	Volatile Organic Compounds							Aquifer Redox Conditions											Donor Indicators
			PCE (µg/L)	TCE (µg/L)	cDCE (µg/L)	VC (µg/L)	Ethene (µg/L)	Ethane (µg/L)	Acetylene (µg/L)	Chloride (mg/L)	DO (a) (mg/L)	ORP (a) (mV)	Nitrate (mg/L)	Nitrite (mg/L)	Dissolved Manganese (mg/L)	Iron II (a) (mg/L)	Sulfate (mg/L)	Sulfide (mg/L)	Methane (µg/L)	Aquifer Redox State	TOC (mg/L)
Cleanup Level:			5	5	70	0.2	--	--	--	--	--	--	--	--	--	--	--	--	--	--	--
LAI-MW1	1/15/2013	N	0.5 U	0.2 U	0.5 U	0.2 U	5.0 U	5.0 U	5.0 U	44.1	1.90	-14.1	1.15	0.0229		0.040	17.7	0.15 U	5.0 U	--	3.97
LAI-MW1	4/2/2013	N	0.2 U	0.2 U	0.2 U	0.2 U	5.0 U	5.0 U	5.0 U	44.3	2.20	1.40	1.03 J	0.0109 J	--	0.030	22.4	0.150 U	5.0 U	--	3.40
LAI-MW1	6/18/2013	N	0.2 U	0.2 U	0.2 U	0.2 U	5.0 U	5.0 U	5.0 U	43.1	0.800 J	-26.8 J	1.39	0.0139	--	0.090 J	24.9	0.150 U	5.0 U	--	9.26
LAI-MW1	9/9/2013	N	0.2 U	0.2 U	0.2 U	0.2 U	5.0 U	5.0 U	5.0 U	47.8	1.20	-31.8	1.40	0.025	--	0.03 U	25.8	0.150 U	5.0 U	--	11.2
LAI-MW1	1/5/2016	N	0.20 U	0.20 U	0.20 U	0.20 U	5.0 U	5.0 U	5.0 U	48	5.96	115.00	0.84 J	0.020 UJ	--	0.0	19	0.050 U	16	--	0.27 J
LAI-MW1	7/7/2016	N	0.12 J	0.20 U	0.20 U	0.20 U	5.0 U	5.0 U	5.0 U	64	2.37	-16.4	1.1	0.40 U	--	0.0	21	0.050 U	0.55 J	--	1.4 J
LAI-MW1	1/18/2017	N	0.20 U	0.20 U	0.20 U	0.20 U	5.0 U	5.0 U	5.0 U	72	2.17	31.2	1.3	0.40 U	--	0.0	19	0.050 U	5.0 U	--	2.6
LAI-MW1	7/11/2017	N	0.30	0.90 U	0.20 U	0.20 U	5.0 U	5.0 U	5.0 U	53	2.39	59.8	1.2	0.40 U	--	0.0	20	0.050 U	5.0 U	--	1.8
LAI-MW1	2/8/2018	N	0.20 U	0.20 U	0.20 U	0.20 U	5.0 U	5.0 U	5.0 U	47	3.13	-68.7	1.5	0.40 U	--	1.0	20	0.050 U	5.0 U	Fe	1.9
LAI-MW1	1/9/2019	N	0.20 U	0.20 U	0.20 U	0.20 U	5.0 U	5.0 U	5.0 U	52	1.65	165	1.8	0.40 U	--	0.5	22	0.050 U	5.0 U	Fe	1.3
LAI-MW1	1/20/2020	N	0.20 UJ	0.20 UJ	0.20 UJ	0.20 UJ	5.0 UJ	5.0 UJ	5.0 UJ	45 J	1.06	87.6	1.2 J	0.40 UJ	--	0.4	20 J	0.050 UJ	19 J	Fe	1.7 J
LAI-MW1	1/27/2021	N	0.20 U	0.20 U	0.20 U	0.20 U	5.0 U	5.0 U	5.0 U	65	1.82	-280.8	2.0	0.40 U	--	1.5	23	0.050 U	5.0 U	Fe	1.5 U
LAI-MW1	1/11/2022	N	0.20 U	0.20 U	0.20 U	0.20 U	--	--	--	89	0.293	1.98	1.5	0.40 U	--	1.4	19	0.050 U	8.0 J	Fe	1.3
LAI-MW1	3/6/2023	N	0.20 U	0.20 U	0.20 U	0.20 U	0.40 U	0.57 U	0.73 U	67	2.16	50.30	1.8	0.40 U	--	0.5	20	0.050 U	0.63 U		1.4
LAI-MW1	1/9/2024	N	0.20 U	0.20 U	0.20 U	0.20 U	0.40 U	0.57 U	0.73 U	56	4.28	88.50	1.4	0.40 U	--	0.0	17	0.050 U	0.63 U		1.3
LAI-MW1	1/13/2025	N	0.20 U	0.20 U	0.20 U	0.20 U	1.5 U	1.5 U	1.5 U	80	1.19	24.5	1.3	0.40 U	--	<0.5	14	0.050 UJ	1.5 U		1.0 U
LAI-MW1	1/26/2026	N	0.20 U	0.20 U	0.20 U	0.20 U	1.5 U	1.5 U	1.5 U	100	0.55	84.1	1.3 J-	--	0.33	1.8	16	--	1.5 U		0.66 J
LAI-MW2	1/15/2013	N	390	130	140	0.8	5.0 U	5.0 U	5.0 U	8.99	3.06	-19.2	0.01 U	0.0161	--	0.050	11.3	0.285	37	--	2.38
LAI-MW2	4/2/2013	N	380	110	100	0.7	5.0 U	5.0 U	5.0 U	10.0	2.80	-28.9	0.01 UJ	0.0575 J	--	0.280	17.5	17.5	43	--	4.11
LAI-MW2	6/18/2013	N	280 J	87 J	120 J	0.8	5.0 U	5.0 U	5.0 U	10.8	1.50 J	32.7 J	0.018	0.0100 U	--	0.030 UJ	17.2	17.2	43	--	10.3
LAI-MW2	9/9/2013	N	360 J	120 J	160 J	0.8	5.0 U	5.0 U	5.0 U	13.0	2.90	-44.8	0.01 U	0.015	--	0.03 U	18.9	18.9	26	--	12.3
LAI-MW2	1/5/2016	N	440	150	130	0.89	5.0 U	3.8 J	5.0 U	15	6.89	81.60	0.024 J	0.020 UJ	--	0.5	22	22	17	--	2.9
LAI-MW2	7/7/2016	N	350	140	120	0.61	0.65 J	3.7 J	5.0 U	15	3.34	-28.5	0.20 U	0.40 U	--	0.4	20	20	27	--	1.3
LAI-MW2	1/18/2017	N	390	120	120	0.80 J	5.0 U	5.0 U	5.0 U	12	6.97	15.5	0.20 U	0.40 U	--	1.5	19	19	24	--	5.6
LAI-MW2	7/11/2017	N	270	95	94	0.54	5.0 U	5.0 U	5.0 U	13	2.24	57.1	0.20 U	0.40 U	--	0.4	19	19	12	--	1.8
LAI-MW2	2/8/2018	N	310	110	90	0.63	5.0 U	5.0 U	5.0 U	12	7.28	-60.3	0.20 U	0.40 U	--	1.5	18	18	11	Fe	1.7
LAI-MW2	1/9/2019	N	320	95	78	0.58	5.0 U	5.0 U	5.0 U	14 J	2.46	86.8	0.20 U	0.40 U	--	1.0	20 J	20 J	6.5	Fe	1.2
LAI-MW2	1/20/2020	N	270 J	100 J	93 J	0.50 J	5.0 UJ	5.0 UJ	5.0 UJ	14 J	1.47	91.4	0.20 UJ	0.40 UJ	--	0.4	17 J	17 J	9.8 J	Fe	1.1 J
LAI-MW2	1/27/2021	N	230	83	61	0.89	5.0 U	5.0 U	5.0 U	25	2.99	-265	0.54	0.40 U	--	0.5	24	24	6.3	Fe	1.5 U
LAI-MW2	1/11/2022	N	450	170	130	2.0 U	--	--	--	24	5.20	18.8	0.29	0.40 U	--	2.0	24	24	6.1 J	Fe	1.8
LAI-MW2	3/6/2023	N	350	120	96	10 U	0.40 U	3.8	0.73 U	26	2.35	-7.4	0.20 U	0.40 U	--	0.0	23	0.050 U	14		1.6
LAI-MW2	1/9/2024	N	230	120	100	10 U	0.40 U	3.3 J	0.73 U	21	2.31	66.8	0.20 U	0.40 U	--	1.0	17	0.050 U	12		1.2
LAI-MW2	1/13/2025	N	200	90	69	0.44	1.5 U	2.0 J	1.5 U	23	0.69	4.4	0.20 U	0.40 U	--	<0.5	17	0.050 U	10		1.0 U
LAI-MW2	1/26/2026	N	360	93	66	2.0 U	1.5 U	1.5 U	1.5 U	25	0.25	76.1	R	--	0.11	2.0	16	--	8		1.2
LAI-MW3	1/15/2013	N	120	37	48	0.1 J	5.0 U	5.0 U	5.0 U	5.36	5.36	-28.1	0.165	0.0357	--	0.030	8.3	0.076	5.0 U	--	4.36
LAI-MW3	4/2/2013	N	97	33	36	0.2 U	5.0 U	5.0 U	5.0 U	13.8	3.77	-7.10	0.416 J	0.0184 J	--	0.160	24.1	0.069 J	5.0 U	--	6.35
LAI-MW3	4/2/2013	FD	94	33	38	0.2 U	--	--	--	--	--	--	--	--	--	--	--	--	--	--	--
LAI-MW3	6/18/2013	N	72 J	27	44	0.2 U	5.0 U	5.0 U	5.0 U	17.1	1.30 J	-34.9 J	0.647	0.0129	--	0.080 J	23.3	0.150 U	5.0 U	--	11.8
LAI-MW3	9/9/2013	N	78 J	34	54	0.2 U	5.0 U	5.0 U	5.0 U	19.3	3.00	-29.0	0.655	0.020	--	0.03 U	21.9	0.150 U	5.0 U	--	16.0
LAI-MW3	1/5/2016	N	120	43	47	0.16 J	5.0 U	5.0 U	5.0 U	18	6.42	95.1	0.51 J	0.020 UJ	--	--	21	0.050 U	2.8 J	--	2.2
LAI-MW3	7/7/2016	N	59	38	43	0.095 J	5.0 U	5.0 U	5.0 U	23	1.36	-36.5	0.62	0.40 U	--	0.0	22	0.050 U	1.8 J	--	1.5
LAI-MW3	1/18/2017	N	97	32	39	0.20 U	5.0 U	5.0 U	5.0 U	17	1.31	31.6	0.54	0.40 U	--	0.0	20	0.050 U	5.0 U	--	1.8
LAI-MW3	7/11/2017	N	73	35 J	35	0.20 U	5.0 U	5.0 U	5.0 U	19	2.38	55.9	0.53	0.40 U	--	1.0	20	0.050 U	5.0 U	--	2.0
LAI-MW3	2/8/2018	N	58	26	27	0.20 U	5.0 U	5.0 U	5.0 U	20	2.73	-46.1	0.65	0.40 U	--	0.5	22	0.050 U	5.0 U	Fe	2.3

**Table 3-1  
Bioremediation Data Summary  
Sauro's Cleanorama**

Well	Date	Sample Type	Volatile Organic Compounds							Aquifer Redox Conditions											Donor Indicators
			PCE (µg/L)	TCE (µg/L)	cDCE (µg/L)	VC (µg/L)	Ethene (µg/L)	Ethane (µg/L)	Acetylene (µg/L)	Chloride (mg/L)	DO (a) (mg/L)	ORP (a) (mV)	Nitrate (mg/L)	Nitrite (mg/L)	Dissolved Manganese (mg/L)	Iron II (a) (mg/L)	Sulfate (mg/L)	Sulfide (mg/L)	Methane (µg/L)	Aquifer Redox State	TOC (mg/L)
LAI-MW3	1/9/2019	N	78	33	34	0.20 U	5.0 U	5.0 U	5.0 U	22	3.18	130	0.70	0.40 U	--	0.5	23	0.050 U	5.0 U	Fe	1.3
LAI-MW3	1/20/2020	N	42 J	37 J	35 J	0.20 UJ	5.0 UJ	5.0 UJ	5.0 UJ	22 J	2.29	24.6	0.64 J	0.40 UJ	--	0.6	22 J	0.050 UJ	5.0 UJ	Fe	1.5 J
LAI-MW3	1/27/2021	N	83	36	34	0.20 U	5.0 U	5.0 U	5.0 U	26	4.59	-344.2	1.3	0.40 U	--	0.5	27	0.050 U	5.0 U	Fe	1.5
LAI-MW3	1/11/2022	N	86	44	37	0.20 U	--	--	--	23	3.76	38.8	0.82	0.40 U	--	0.0	24	0.050 U	R	N	1.7
LAI-MW3	3/6/2023	N	79	33	31	2.0 U	0.40 U	0.57 U	0.73 U	20	3.04	61.2	0.55	0.40 U	--	0.0	25	0.050 U	2.3		1.3
LAI-MW3	3/6/2023	FD	77	32	30	2.0 U	0.40 U	0.57 U	0.73 U	20 J	2.92	62.0	0.56 J	0.40 U	--	0.0	24 J	0.050 U	1.9		1.2
LAI-MW3	1/9/2024	N	52	39	29	2.0 U	0.40 U	0.57 U	0.73 U	29	6.47	107.2	0.50	0.40 U	--	0.0	19	0.050 U	1.2 J		1.2
LAI-MW3	1/9/2024	FD	56	39	28	2.0 U	0.40 U	0.57 U	0.73 U	29	6.25	107.2	0.50	0.40 U	--	0.0	19	0.050 U	1.6 J		1.2
LAI-MW3	1/13/2025	N	65 J	28 J	23	0.20 U	1.5 U	1.5 U	1.5 U	39	5.77	29.9	0.59	0.40 U	--	<0.5	19	0.050 U	1.5 U		1.0 U
LAI-MW3	1/13/2025	FD	97 J	37 J	27	0.20 U	1.5 U	1.5 U	1.5 U	39	5.50	32.3	0.60	0.40 U	--	<0.5	19	0.050 U	1.5 U		1.0 U
LAI-MW3	1/26/2026	N	85	34	25 J	0.20 U	1.5 U	1.5 U	1.5 U	44	0.45	86.6	0.57 J-	--	0.14	<0.2	17	--	1.5 U		1.1
LAI-MW3	1/26/2026	FD	72	28	19 J	0.20 U	1.5 U	1.5 U	1.5 U	44	0.45	86.7	0.57 J-	--	0.15	<0.2	17	--	1.5 U		1.1
LAI-MW4	1/15/2013	N	0.5 U	0.2 U	0.3 J	0.2 U	5.0 U	5.0 U	5.0 U	33.1	2.52	-75.0	0.01 U	0.0480	--	4.70	4.0	0.029	2,800	--	10.7
LAI-MW4	4/2/2013	N	0.2 U	0.2 U	0.3	0.2 U	5.0 U	5.0 U	5.0 U	31.3	1.86	-87.3	0.01 UJ	0.0319 J	--	5.55	6.9	0.150 U	3,700	--	6.73
LAI-MW4	6/18/2013	N	0.2 U	0.2 U	0.3	0.2 U	5.0 U	5.0 U	5.0 U	32.2	1.84 J	-62.4 J	0.019	0.0090	--	6.40 J	11.3	0.150 U	3,400	--	17.8
LAI-MW4	9/9/2013	N	0.2 U	0.2 U	0.6	0.2 U	5.0 U	5.0 U	5.0 U	32.6	2.60	-82.6	0.010 U	0.0550 J	--	2.52	11.1	0.150 U	3,000	--	19.6
LAI-MW4	1/5/2016	N	0.20 UJ	0.20 U	0.093 J	0.20 U	5.0 U	0.77 J	5.0 U	34	3.65	-43.9	0.016 J	0.020 UJ	--	1.5	9.1	0.050 U	4,200	--	4.3
LAI-MW4	1/5/2016	FD	0.88	0.092 J	0.20 U	0.20 U	5.0 U	5.0 U	5.0 U	34	3.64	-43.5	0.017 J	0.020 UJ	--	1.5	9.4	0.050 U	4,500	--	4.2
LAI-MW4	7/7/2016	N	0.20 U	0.20 U	0.085 J	0.030 J	5.0 U	0.78 J	5.0 U	27	--	--	0.20 U	0.40 U	--	3.0	2.0	0.050 U	6,400	--	2.9
LAI-MW4	7/7/2016	FD	0.20 U	0.20 U	0.10 J	0.030 J	5.0 U	0.90 J	5.0 U	27	--	--	0.20 U	0.40 U	--	3.0	2.0	0.050 U	6,100	--	2.9
LAI-MW4	1/18/2017	N	0.20 U	0.20 U	0.20 U	0.20 U	5.0 U	5.0 U	5.0 U	24	2.35	-18.3	0.20 U	0.40 U	--	4.5	2.1	0.050 U	3,700 J	--	3.6
LAI-MW4	1/18/2017	FD	0.20 U	0.20 U	0.20 U	0.20 U	5.0 U	5.0 U	5.0 U	24	2.13	-19.5	0.20 U	0.40 U	--	4.5	2.6	0.050 U	4,600 J	--	3.5
LAI-MW4	7/11/2017	N	0.20 U	0.20 U	0.25	0.20 U	5.0 U	5.0 U	5.0 U	22	3.98	6.78	0.20 U	0.40 U	--	3.0	1.8	0.050 U	5,200	--	3.7
LAI-MW4	7/11/2017	FD	0.20 U	0.92 U	0.27	0.20 U	5.0 U	5.0 U	5.0 U	22	3.81	5.85	0.20 U	0.40 U	--	3.0	1.7	0.050 U	4,900	--	4.3
LAI-MW4	2/8/2018	N	0.20 U	0.20 U	0.20 U	0.20 U	5.0 U	5.0 U	5.0 U	32	3.82	-36.2	0.20 U	0.40 U	--	1.5	1.2 U	0.050 U	4,400	M	4.6
LAI-MW4	2/8/2018	FD	0.20 U	0.20 U	0.20 U	0.20 U	5.0 UJ	5.0 UJ	5.0 U	33	3.79	-34.9	0.20 U	0.40 U	--	1.5	1.2 U	0.050 U	4,600 J	M	4.3
LAI-MW4	1/9/2019	N	0.20 U	0.20 U	0.65	0.20 U	5.0 U	5.0 U	5.0 U	40	2.95	-40.0	0.20 U	0.40 U	--	4.5	4.3	0.050 U	2,100	M	2.6
LAI-MW4	1/9/2019	FD	0.20 U	0.20 U	0.58	0.20 U	5.0 U	5.0 U	5.0 U	40	2.88	-40.3	0.20 U	0.40 U	--	4.5	4.3	0.050 U	1,900	M	2.7
LAI-MW4	1/20/2020	N	0.20 UJ	0.24 J	0.32 J	0.20 UJ	5.0 UJ	5.0 UJ	5.0 UJ	53 J	5.70	-9.85	0.20 UJ	0.40 UJ	--	4.8	2.5 J	0.050 UJ	3,000 J	M	3.4 J
LAI-MW4	1/20/2020	FD	0.20 UJ	0.24 J	0.33 J	0.20 UJ	5.0 UJ	5.0 UJ	5.0 UJ	54 J	5.78	-7.33	0.20 UJ	0.40 UJ	--	4.8	2.4 J	0.050 UJ	3,200 J	M	3.5 J
LAI-MW4	1/27/2021	N	0.20 U	0.40	2.7	1.4	5.0 U	5.0 U	5.0 U	40	1.51	-251.6	0.68 J	0.40 U	--	5.0	9.8	0.050 U	1,000	M	3.2
LAI-MW4	1/27/2021	FD	0.20 U	0.40	2.5	1.3	5.0 U	5.0 U	5.0 U	40	1.47	-253.1	0.61 J	0.40 UJ	--	5.0	9.2	0.050 U	1,000	M	3.5
LAI-MW4	1/11/2022	N	0.20 U	0.33	0.20 U	0.49 J	--	--	--	5,200	0.46	-102.4	1.1	0.40 U	--	4.8	720	0.050 U	160 J	Fe	2.5
LAI-MW4	1/11/2022	FD	0.20 U	0.29	0.25	0.20 UJ	--	--	--	5,300	0.47	-100.5	0.96 J	R	--	4.8	710	0.050 U	190 J	Fe	2.5
LAI-MW4	3/6/2023	N	0.20 U	0.20 U	0.20 U	0.20 U	0.40 U	0.57 U	0.73 U	3,500	2.81	-10.2	20 U	40 U	--	2.5	530	0.061	330		3.0
LAI-MW4	1/9/2024	N	0.20 U	0.65	0.20 U	0.20 U	0.40 U	0.57 U	0.73 U	1,100	2.94	94.1	0.20 U	0.40 U	--	4.8	140	0.050 U	110		3.2
LAI-MW4	1/13/2025	N	0.20 U	0.37	2.1	0.20 U	1.5 U	1.5 U	1.5 U	430	0.56	-141.1	0.20 U	0.40 U	--	5.0	33	0.050 U	490		3.0
LAI-MW4	1/26/2026	N	0.20 U	0.20 U	0.22	0.20 U	1.5 U	1.5 U	1.5 U	150	0.99	30.3	R	--	0.86	2.4	7.0	--	540		1.5
LAI-MW5-42	1/15/2013	N	0.5 U	0.2 U	0.5 U	0.2 U	--	--	--	--	--	--	--	--	--	--	--	--	--	--	--
LAI-MW5-42	1/15/2013	FD	0.5 U	0.2 U	0.5 U	0.2 U	--	--	--	--	--	--	--	--	--	--	--	--	--	--	--
LAI-MW5-42	4/2/2013	N	0.4	0.2 U	0.2 U	0.2 U	--	--	--	--	--	--	--	--	--	--	--	--	--	--	--
LAI-MW5-42	6/18/2013	N	0.2 U	0.2 U	0.2 U	0.2 U	--	--	--	--	--	--	--	--	--	--	--	--	--	--	--
LAI-MW5-42	9/9/2013	N	0.2 U	0.2 U	0.2 U	0.2 U	--	--	--	--	--	--	--	--	--	--	--	--	--	--	--
LAI-MW5-50	1/15/2013	N	0.5 U	0.2 U	0.5 U	0.2 U	5.0 U	5.0 U	5.0 U	58.4	2.32	-12.2	0.01 U	0.0490	--	6.32	5.4	0.15 U	5,200	M	10.0
LAI-MW5-50*	4/2/2013	N	0.2 U	0.2 U	0.2 U	0.2 U	5.0 U	5.0 U	5.0 U	57.5	2.00	-64.9	0.01 UJ	0.138 J	--	10.0	13.6	0.131 J	6,600	M	10.5

**Table 3-1  
Bioremediation Data Summary  
Sauro's Cleanerama**

Well	Date	Sample Type	Volatile Organic Compounds							Aquifer Redox Conditions											Donor Indicators
			PCE (µg/L)	TCE (µg/L)	cDCE (µg/L)	VC (µg/L)	Ethene (µg/L)	Ethane (µg/L)	Acetylene (µg/L)	Chloride (mg/L)	DO (a) (mg/L)	ORP (a) (mV)	Nitrate (mg/L)	Nitrite (mg/L)	Dissolved Manganese (mg/L)	Iron II (a) (mg/L)	Sulfate (mg/L)	Sulfide (mg/L)	Methane (µg/L)	Aquifer Redox State	TOC (mg/L)
LAI-MW5-50*	6/18/2013	N	0.2 U	0.2 U	0.2 U	0.2 U	5.0 U	5.0 U	5.0 U	59.7	1.70 J	-28.2 J	0.010 U	0.0373	--	7.95 J	10.1	0.150 U	10,000	M	17.8
LAI-MW5-50*	9/9/2013	N	0.3 J	0.2 U	0.2 U	0.2 U	5.0 U	5.0 U	5.0 U	56.3	1.00	-69.8	0.010 U	0.092 J	--	2.52	5.3	0.150 U	11,000	M	24.4
LAI-MW5-50	9/9/2013	FD	0.6 J	0.2 U	0.2 U	0.2 U	--	--	--	--	--	--	--	--	--	--	--	--	--	--	--
LAI-MW5-50	1/5/2016	N	0.44	0.048 J	0.094 J	0.022 U	10.0 U	10.0 U	5.0 U	20	2.88	-39.9	0.020 UJ	0.020 UJ	--	3.0	2.6	0.050 U	18,000	M	11
LAI-MW5-50	7/7/2016	N	0.073 J	0.027 J	0.081 J	0.039 J	5.0 U	5.0 U	5.0 U	24	1.68	-62.1	0.11 J	0.40 U	--	3.6	4.1	0.50 U	9,000	M	7.5
LAI-MW5-50	1/18/2017	N	0.20 U	0.20 U	0.20 U	0.20 U	5.0 U	5.0 U	5.0 U	14	1.81	-26.0	0.20 U	0.40 U	--	2.0	1.2 U	0.10 U	12,000	M	9.6
LAI-MW5-50	7/11/2017	N	0.63	0.88 U	0.22	0.20 U	5.0 U	5.0 U	5.0 U	25	0.94	-16.5	0.20 U	0.40 U	--	2.0	1.4	0.050 U	8,300	M	9.6
LAI-MW5-50	2/8/2018	N	0.20 U	0.20 U	0.20 U	0.20 U	5.0 U	5.0 U	5.0 U	26	2.11	-148.6	0.20 U	0.40 U	--	2.0	1.2 U	0.050 U	9,500	M	9.3
LAI-MW5-50	1/9/2019	N	0.20 U	0.20 U	0.20 U	0.20 U	5.0 U	5.0 U	5.0 U	57	2.41	-23.1	0.20 U	0.40 U	--	7.0	4.3	0.050 U	5,400	M	6.2
LAI-MW5-50	1/20/2020	N	0.20 UJ	0.20 UJ	0.20 UJ	0.20 UJ	5.0 UJ	5.0 UJ	5.0 UJ	110 J	1.71	-69.7	0.20 UJ	0.40 UJ	--	3.6	2.0 J	0.24 J	14,000 J	M	6.3 J
LAI-MW5-50	1/27/2021	N	0.20 U	0.20 U	0.20 U	0.20 U	5.0 U	5.0 U	5.0 U	89	2.91	-268.6	0.60	0.40 U	--	3.5	3.3	0.050 U	10,000	M	7.3
LAI-MW5-50	1/12/2022	N	0.20 U	0.20 U	0.20 U	0.20 U	--	--	--	85	1.19	-38.7	0.20 U	0.40 U	--	6.2	4.9	0.050 U	9,300 J	M	6.2
LAI-MW5-50	3/7/2023	N	0.20 U	0.20 U	0.20 U	0.20 U	0.40 U	0.57 U	0.73 U	100	5.47	-41.1	0.20 U	0.40 U	--	1.5	12	0.050 U	6,400		6.1
LAI-MW5-50	1/9/2024	N	0.20 U	0.20 U	0.20 U	0.20 U	0.40 U	0.57 U	0.73 U	140	2.99	112.4	0.20 U	0.40 U	--	7.0	3.9	0.050 U	11,000		5.7
LAI-MW5-50	1/13/2025	N	0.20 U	0.20 U	0.20 U	0.20 U	1.5 U	1.5 U	1.5 U	120	1.23	-50.6	0.20 U	0.40 U	--	5.0	4.5	0.050 U	6,800		5.2
LAI-MW5-50	1/26/2026	N	0.20 U	0.20 U	0.20 U	0.20 U	1.5 U	1.5 U	1.5 U	140	0.52	86.1	0.20 U	--	3.7	2.6	1.6 J	--	8,800		4.4
MW13	1/15/2013	N	550	120	110	0.8	5.0 U	5.0 U	5.0 U	8.28	3.20	-1.10	0.306	0.0168	--	0.280	24.1	0.15 U	6.0	--	4.51
MW13	4/2/2013	N	570	130	98	0.7	5.0 U	5.0 U	5.0 U	8.16	1.48	-0.800	0.869 J	0.0709 J	--	0.550	33.1	0.150 U	6.5	--	5.78 J
MW13	4/2/2013	FD	--	--	--	--	5.0 U	5.0 U	5.0 U	--	--	--	0.778 J	0.138 J	--	--	33.6	0.150 U	6.3	--	7.18 J
MW13	6/18/2013	N	400 J	96 J	110 J	0.8	5.0 U	5.0 U	5.0 U	9.91	3.30 J	77.0 J	1.12	0.0136	--	0.150 UJ	51.3	0.150 U	9.3	--	7.30
MW13	9/9/2013	N	430 J	110 J	120 J	0.8	5.0 U	5.0 U	5.0 U	10.2	1.28	48.5	1.01 J	0.018 J	--	0.240	34.6	0.150 U	6.6	--	8.79 J
MW13	9/9/2013	FD	--	--	--	--	5.0 U	5.0 U	5.0 U	10.2	--	--	0.989 J	0.011 J	--	--	32.0	0.150 U	6.4	--	11.8 J
MW13	1/5/2016	N	300	85	66	0.58	5.0 U	2.4 J	5.0 U	13	1.74	119.3	0.79 J	0.020 UJ	--	0.0	32	0.050 U	14	--	1.7
MW13	7/7/2016	N	340	100	81	0.60	5.0 U	1.2 J	5.0 U	16	6.38	-25.7	0.73	0.40 U	--	0.0	33	0.50 U	6.3	--	1.5
MW13	1/18/2017	N	430	98	73	0.73 J	5.0 U	5.0 U	5.0 U	14	2.21	37.7	0.65	0.40 U	--	0.0	30	0.25 U	10	--	1.7
MW13	7/11/2017	N	190	53	47	0.27	5.0 U	5.0 U	5.0 U	13	--	--	0.67	0.40 U	--	0.0	30	0.050 U	6.1	--	2.0
MW13	2/8/2018	N	200	63	77	0.58	5.0 U	5.0 U	5.0 U	13	2.91	-40.0	0.79	0.40 U	--	0.5	31	0.050 U	9.5	Fe	2.4
MW13	1/9/2019	N	370	84	59	0.51	5.0 U	5.0 U	5.0 U	16	3.30	168.6	0.76	0.40 U	--	1.0	31	0.050 U	5.0 U	Fe	1.3
MW13	1/21/2020	N	470	130	95	0.81	5.0 U	5.0 U	5.0 UJ	17	4.92	139.3	0.65	0.40 UJ	--	1.8	29	0.37	6.2	Fe	1.2
MW13	1/27/2021	N	310	98	68	0.57	5.0 U	5.0 U	5.0 U	24	2.33	-338.1	1.2	0.40 U	--	2.0	30	0.050 U	5.0 U	Fe	2.0
MW13	1/12/2022	N	350	98	63	2.0 U	--	--	--	27	2.39	107.5	0.63	0.40 U	--	0.0	23	0.050 U	6.0 J	Fe	1.6
MW13	3/6/2023	N	170	58	45	4.0 U	0.40 U	0.81	0.73 U	38	2.95	74.6	0.70	0.40 U	--	0.0	24	0.050 U	5.0		1.2
MW13	1/11/2024	N	340	90	58	2.0 U	0.40 U	0.57 U	0.73 U	43	3.42	148.6	0.55	0.40 U	--	0.0	21	0.050 U	2.8 J		1.0
MW13	1/13/2025	N	240	74	52	0.35	1.5 U	1.5 U	1.5 U	64	0.46	17.8	0.54	0.40 U	--	<0.5	20	0.050 U	12		1.0 U
MW13	1/26/2026	N	310	97	57	2.0 U	1.5 U	1.5 U	1.5 U	92	0.36	87.8	0.56 J	--	0.060	<0.2	18	--	8		1.2
MW2	1/15/2013	N	0.5	0.8	3.1	1.4	5.0 U	5.0 U	5.0 U	61.5	3.10	-3.60	0.477	0.0209	--	2.25	37.9	0.15 U	5.0 U	--	4.36
MW2	4/2/2013	N	0.5 J	0.7 J	1.2 J	0.2 UJ	5.0 U	5.0 U	5.0 U	99.4	4.00	47.6	2.03 J	0.0167 J	--	0.03 U	27.7	0.053 J	4.3 J	--	8.37
MW2	6/18/2013	N	0.7	0.8	2.7	0.3	5.0 U	5.0 U	5.0 U	81.0	2.00 J	51.1 J	2.18	0.0163	--	0.130 J	31.5	0.150 U	83	--	13.9
MW2	9/9/2013	N	0.7	0.6	1.4	0.2	5.0 U	5.0 U	5.0 U	66.3	--	-113.0	1.63	0.019	--	--	50.3	0.150 U	260	--	6.74
MW2	1/5/2016	N	0.96	0.32	0.65	0.18 J	5.0 U	5.0 U	5.0 U	17	--	--	1.7 J	0.020 UJ	--	--	29	0.050 U	590	--	2.5
MW2	7/7/2016	N	0.48	0.56	1.4	0.24	5.0 U	1.3 J	5.0 U	15	--	--	1.9	0.40 U	--	0.0	20	0.050 U	1,100	--	3.3
MW2	1/18/2017	N	0.54	0.30	0.75	0.44	5.0 U	5.0 U	5.0 U	25	1.67	38.9	1.9	0.40 U	--	0.5	24	0.050 U	1,000	--	2.7
MW2	7/11/2017	N	0.40	0.91 U	1.3	0.23	5.0 U	5.0 U	5.0 U	55	1.50	58.4	2.0	0.40 U	--	--	14	0.050 U	470	--	3.3
MW2	2/8/2018	N	0.25	0.27	0.95	0.37	5.0 U	5.0 U	5.0 U	70	--	--	0.59	0.40 U	--	1.0	28	0.050 U	640	Fe	3.3
MW2	1/9/2019	N	0.42	0.40	1.5	0.36	5.0 U	5.0 U	5.0 U	60	--	--	1.3	0.40 U	--	--	42	0.050 U	570	Fe	2.6
MW2	1/20/2020	N	0.97 J	0.73 J	1.7 J	0.46 J	5.0 UJ	5.0 UJ	5.0 UJ	52 J	--	--	1.3 J	0.40 UJ	--	--	79 J	0.21 J	600 J	?	2.5 J

**Table 3-1  
Bioremediation Data Summary  
Sauro's Cleanerama**

Well	Date	Sample Type	Volatile Organic Compounds							Aquifer Redox Conditions											Donor Indicators
			PCE (µg/L)	TCE (µg/L)	cDCE (µg/L)	VC (µg/L)	Ethene (µg/L)	Ethane (µg/L)	Acetylene (µg/L)	Chloride (mg/L)	DO (a) (mg/L)	ORP (a) (mV)	Nitrate (mg/L)	Nitrite (mg/L)	Dissolved Manganese (mg/L)	Iron II (a) (mg/L)	Sulfate (mg/L)	Sulfide (mg/L)	Methane (µg/L)	Aquifer Redox State	TOC (mg/L)
MW2	1/27/2021	N	1.3	0.43	0.90	0.20 U	5.0 U	5.0 U	5.0 U	80	0.875	-252.8	3.2	0.40 U	--	0.8	50	0.050 U	300	Fe	3.6
MW2	1/11/2022	N	0.34	0.20 U	0.20 U	0.20 U	--	--	--	50	1.59	-145.7	2.9	0.40 U	--	0.5	43	0.050 UJ	30 J	Fe	2.8
MW2	3/7/2023	N	0.64	0.48	2.0	0.28	0.40 U	0.57 U	0.73 U	47	1.55	-13.9	0.45	0.40 U	--	0.5	23	0.050 U	320		3.6
MW2	1/9/2024	N	1.10	0.41	1.4	0.20	0.40 U	0.57 U	0.73 U	25	1.17	93.5	1.30	0.40 U	--	6.0	29	0.050 UJ	2,000		2.6
MW2	1/13/2025	N	0.71	0.30	1.2	0.20 U	1.5 U	1.5 U	1.5 U	14	1.87	251.0	2.4	0.40 U	--	5.4	31	0.050 U	530		3.3
MW2	1/26/2026	N	0.20 U	0.20 U	0.88	0.25	1.5 U	1.5 U	1.5 U	9	1.31	87.3	2.4	--	1.1	7.0	37	--	1,200		2.7
RNS-MW2-21.5	1/15/2013	N	17	0.9 J	0.4 J	0.2 U	--	--	--	--	--	--	--	--	--	--	--	--	--	--	--
RNS-MW2-21.5	4/2/2013	N	14	0.7	0.4	0.2 U	--	--	--	--	--	--	--	--	--	--	--	--	--	--	--
RNS-MW2-21.5	6/18/2013	N	7.8	0.4	0.2	0.2 U	--	--	--	--	--	--	--	--	--	--	--	--	--	--	--
RNS-MW2-21.5	9/9/2013	N	22	0.8	0.3	0.2 U	--	--	--	--	--	--	--	--	--	--	--	--	--	--	--
RNS-MW2-38.5*	1/15/2013	N	16	0.9	0.3 J	0.2 U	5.0 U	5.0 U	5.0 U	22.9	8.67	24.7	3.28	0.0628	--	0.060	41.2	0.15 U	5.0 U	Aerobic	2.00
RNS-MW2-38.5*	1/15/2013	FD	--	--	--	--	5.0 U	5.0 U	5.0 U	20.6	--	--	3.44	0.0376	--	--	37.4	0.15 U	5.0 U	Aerobic	2.56
RNS-MW2-38.5*	4/2/2013	N	11	0.8	0.2	0.2 U	5.0 U	5.0 U	5.0 U	25.8	8.60	134	2.17 J	0.234 J	--	0.150	37.0	37.0	5.0 U	Aerobic	3.65
RNS-MW2-38.5*	6/18/2013	N	9.6	0.4	0.2	0.2 U	5.0 U	5.0 U	5.0 U	31.8	5.97 J	-21.1 J	2.99	0.0080	--	0.550 J	77.3	77.3	5.0 U	Aerobic	11.6
RNS-MW2-38.5*	9/9/2013	N	23	0.7	0.2	0.2 U	5.0 U	5.0 U	5.0 U	18.5	6.04	66.5	3.02 J	0.020 J	--	0.800	33.4	33.4	5.0 U	Aerobic	6.68
RNS-MW2-38.5	1/5/2016	N	30	0.94	0.24	0.20 U	5.0 U	5.0 U	5.0 U	25	6.7	87.9	3.3 J	0.020 UJ	--	--	35	35	5.0 U	Aerobic	1.3
RNS-MW2-38.5	7/7/2016	N	21	0.49	0.14 J	0.20 U	5.0 U	5.0 U	5.0 U	20	7.51	-2.2	2.9	0.40 U	--	0.0	30	30	5.0 U	Aerobic	1.1
RNS-MW2-38.5	1/18/2017	N	25	0.51	0.20 U	0.20 U	5.0 U	5.0 U	5.0 U	42	6.37	35.8	2.9	0.40 U	--	0.0	27	27	5.0 U	Aerobic	1.2
RNS-MW2-38.5	7/11/2017	N	14	1.3 J	0.24	0.20 U	5.0 U	5.0 U	5.0 U	41	6.69	60.1	2.6	0.40 U	--	0.0	26	26	5.0 U	Aerobic	1.8
RNS-MW2-38.5	2/8/2018	N	17	0.38	0.20 U	0.20 U	5.0 U	5.0 U	5.0 U	67	4.73	-21.2	3	0.40 U	--	1.0	26	26	5.0 U	Aerobic	1.2
RNS-MW2-38.5	1/9/2019	N	22	0.54	0.20 U	0.20 U	5.0 U	5.0 U	5.0 U	100	5.64	146.0	2.9	0.40 U	--	1.5	25	25	5.0 U	Aerobic	1.1
RNS-MW2-38.5	1/20/2020	N	19 J	0.64 J	0.20 UJ	0.20 UJ	5.0 UJ	5.0 UJ	5.0 UJ	150 J	5.61	114.2	2.9 J	0.40 UJ	--	0.2	26 J	26 J	5.0 UJ	Aerobic	1.1 J
RNS-MW2-38.5	1/27/2021	N	22	0.57	0.20 U	0.20 U	5.0 U	5.0 U	5.0 U	100	6.02	-256.5	3.9	0.40 U	--	0.5	29	29	5.0 U	Aerobic	1.5 U
RNS-MW2-38.5	1/11/2022	N	18	0.45	0.20 U	0.20 U	--	--	--	67 J	6.24	59.0	0.20 U	0.40 U	--	0.5	23	23	R	Aerobic	1.8
RNS-MW2-38.5	3/6/2023	N	15	0.44	0.20 U	0.20 U	0.40 U	0.57 U	0.73 U	54	5.79	82.8	2.8	0.40 U	--	0.1	23	0.050 U	0.63 U		1.3
RNS-MW2-38.5	1/9/2024	N	15	0.65	0.20 U	0.20 U	0.40 U	0.57 U	0.73 U	31	6.99	78.2	2.6	0.40 U	--	0.5	19	0.050 U	0.63 U		1.1
RNS-MW2-38.5	1/13/2025	N	15	0.48	0.20 U	0.20 U	1.5 U	1.5 U	1.5 U	27	7.13	33.6	2.6	0.40 U	--	1.0 U	21	0.050 U	1.80 J		1.0 U
RNS-MW2-38.5	1/26/2026	N	13	0.46	0.20 U	0.20 U	1.5 U	1.5 U	1.5 U	26	7.09	68.9	2.2	--	0.010 U	0.6	20	--	1.50 U		4.6
RNS-MW6-42.5	1/15/2013	N	1300	210	79	0.2 U	--	--	--	--	--	--	--	--	--	--	--	--	--	--	--
RNS-MW6-42.5	4/2/2013	N	1500 J	240	89	2 U	--	--	--	--	--	--	--	--	--	--	--	--	--	--	--
RNS-MW6-42.5	6/18/2013	N	590 J	190 J	85 J	0.5	--	--	--	--	--	--	--	--	--	--	--	--	--	--	--
RNS-MW6-42.5	9/9/2013	N	1100 J	260 J	130 J	0.2 U	--	--	--	--	--	--	--	--	--	--	--	--	--	--	--
RNS-MW6-42.5	1/5/2016	N	1100	250	150	0.29	--	--	--	--	--	--	--	--	--	--	--	--	--	--	--
RNS-MW6-42.5	7/7/2016	N	770	220	140	0.25	--	--	--	--	--	--	--	--	--	--	--	--	--	--	--
RNS-MW6-42.5	1/18/2017	N	860	180	140	0.33 J	--	--	--	--	--	--	--	--	--	--	--	--	--	--	--
RNS-MW6-42.5	7/11/2017	N	670	180	130	0.33	--	--	--	--	--	--	--	--	--	--	--	--	--	--	--
RNS-MW6-42.5	2/8/2018	N	1300	340	170	0.20 U	--	--	--	--	--	--	--	--	--	--	--	--	--	--	--
RNS-MW6-42.5	1/9/2019	N	800	190	93	0.20 U	--	--	--	--	--	--	--	--	--	--	--	--	--	--	--
RNS-MW6-42.5	1/20/2020	N	320 J	120 J	57 J	0.20 UJ	--	--	--	--	--	--	--	--	--	--	--	--	--	--	--
RNS-MW6-42.5	1/27/2021	N	950	350	160	0.38	--	--	--	--	--	--	--	--	--	--	--	--	--	--	--
RNS-MW6-42.5	1/12/2022	N	680	190	80	10 U	--	--	--	--	--	--	--	--	--	--	--	--	--	--	--
RNS-MW6-42.5	3/6/2023	N	170	66	55	4.0 U	--	--	--	--	--	--	--	--	--	--	--	--	--	--	--
RNS-MW6-42.5	1/11/2024	N	240	74	46	2.0 U	--	--	--	--	--	--	--	--	--	--	--	--	--	--	--
RNS-MW6-42.5	1/13/2025	N	220	87	60	2.0 U	--	--	--	--	--	--	--	--	--	--	--	--	--	--	--
RNS-MW6-42.5	1/26/2026	N	300	89	59	0.20 U	--	--	--	--	--	--	--	--	--	--	--	--	--	--	--

**Table 3-1  
Bioremediation Data Summary  
Sauro's Cleanerama**

Well	Date	Sample Type	Volatile Organic Compounds							Aquifer Redox Conditions											Donor Indicators
			PCE (µg/L)	TCE (µg/L)	cDCE (µg/L)	VC (µg/L)	Ethene (µg/L)	Ethane (µg/L)	Acetylene (µg/L)	Chloride (mg/L)	DO (a) (mg/L)	ORP (a) (mV)	Nitrate (mg/L)	Nitrite (mg/L)	Dissolved Manganese (mg/L)	Iron II (a) (mg/L)	Sulfate (mg/L)	Sulfide (mg/L)	Methane (µg/L)	Aquifer Redox State	TOC (mg/L)
RNS-MW6-52.5*	1/15/2013	N	<b>1200</b>	<b>160</b>	<b>110</b>	<b>0.2</b>	5.0 U	5.0 U	5.0 U	<b>17.0</b>	<b>2.75</b>	<b>-6.80</b>	<b>0.049</b>	<b>0.0333</b>	--	0.03 U	<b>25.4</b>	0.15 U	<b>36</b>	--	<b>4.63</b>
RNS-MW6-52.5*	4/2/2013	N	<b>950</b>	<b>150</b>	<b>89</b>	<b>0.5</b>	5.0 U	<b>4.1 J</b>	5.0 U	<b>18.3</b>	<b>3.12</b>	<b>16.8</b>	<b>0.206 J</b>	<b>0.0917 J</b>	--	0.15 U	<b>32.8</b>	<b>0.083 J</b>	<b>36</b>	--	<b>8.75</b>
RNS-MW6-52.5*	6/18/2013	N	<b>580 J</b>	<b>170 J</b>	<b>81 J</b>	<b>0.5</b>	5.0 U	5.0 U	5.0 U	<b>20.2</b>	<b>3.70 J</b>	<b>58.9 J</b>	<b>0.454</b>	<b>0.0097</b>	--	0.030 UJ	<b>40.9 J</b>	0.150 U	<b>7.6 J</b>	--	<b>10.5</b>
RNS-MW6-52.5*	6/18/2013	FD	<b>520 J</b>	<b>150 J</b>	<b>72 J</b>	<b>0.4</b>	5.0 U	5.0 U	5.0 U	<b>20.2</b>	--	--	<b>0.405</b>	<b>0.0089</b>	--	--	<b>55.2 J</b>	0.150 U	<b>16 J</b>	--	<b>12.3</b>
RNS-MW6-52.5*	9/9/2013	N	<b>630 J</b>	<b>130 J</b>	<b>140 J</b>	<b>0.3</b>	5.0 U	<b>9.2</b>	5.0 U	<b>21.0</b>	<b>3.72</b>	<b>55.8</b>	<b>0.317 J</b>	<b>0.022 J</b>	--	<b>0.180</b>	<b>33.5</b>	0.150 U	<b>68</b>	--	<b>11.6</b>
RNS-MW6-52.5	1/5/2016	N	<b>640</b>	<b>150</b>	<b>120</b>	<b>0.52</b>	5.0 U	<b>10</b>	5.0 U	<b>26</b>	<b>4.08</b>	<b>97.6</b>	<b>0.57 J</b>	0.020 UJ	--	--	<b>29</b>	0.050 U	<b>52</b>	--	<b>2.2</b>
RNS-MW6-52.5	7/7/2016	N	<b>420</b>	<b>140</b>	<b>120</b>	<b>0.48</b>	5.0 U	<b>13</b>	5.0 U	<b>30</b>	<b>0.95</b>	<b>-31.4</b>	<b>0.58</b>	0.40 U	--	0.0	<b>31</b>	0.50 U	<b>77</b>	--	<b>1.7</b>
RNS-MW6-52.5	1/18/2017	N	<b>570</b>	<b>130</b>	<b>110</b>	<b>10 U</b>	5.0 U	<b>8.7</b>	5.0 U	<b>25</b>	<b>2.77</b>	<b>41.9</b>	<b>0.61</b>	0.40 U	--	0.0	<b>27</b>	0.25 U	<b>36</b>	--	<b>1.9</b>
RNS-MW6-52.5	7/11/2017	N	<b>400</b>	<b>110</b>	<b>99</b>	<b>0.38</b>	5.0 U	<b>8.3</b>	5.0 U	<b>26</b>	--	--	<b>0.64</b>	0.40 U	--	0.0	<b>28</b>	0.050 U	<b>43</b>	--	<b>2.7</b>
RNS-MW6-52.5	2/8/2018	N	<b>410</b>	<b>120</b>	<b>110</b>	<b>0.51</b>	5.0 U	<b>10</b>	5.0 U	<b>26</b>	<b>4.04</b>	<b>-49.5</b>	0.20 U	0.40 U	--	<b>1.0</b>	<b>28</b>	0.050 U	<b>62</b>	Fe/S	<b>2.2</b>
RNS-MW6-52.5	1/9/2019	N	<b>590</b>	<b>130</b>	<b>77</b>	<b>0.24</b>	5.0 U	<b>5.1</b>	5.0 U	<b>28</b>	<b>1.74</b>	<b>173</b>	<b>0.78</b>	0.40 U	--	<b>1.0</b>	<b>29</b>	0.050 U	<b>18</b>	Fe/S	<b>1.7</b>
RNS-MW6-52.5	1/20/2020	N	<b>370 J</b>	<b>130 J</b>	<b>100 J</b>	<b>0.37 J</b>	5.0 UJ	<b>5.4 J</b>	5.0 UJ	<b>31 J</b>	<b>3.07</b>	<b>74.9</b>	<b>0.63 J</b>	0.40 UJ	--	<b>2.0</b>	<b>25 J</b>	<b>1.2 J</b>	<b>43 J</b>	Fe/S	<b>1.8 J</b>
RNS-MW6-52.5	1/27/2021	N	<b>900</b>	<b>330</b>	<b>150</b>	<b>0.37</b>	5.0 U	<b>5.1</b>	5.0 U	<b>41</b>	<b>1.58</b>	<b>-380.4</b>	<b>1.1</b>	0.40 U	--	<b>2.0</b>	<b>26 J</b>	0.050 U	<b>160</b>	Fe/S	<b>3.1</b>
RNS-MW6-52.5	1/12/2022	N	<b>600</b>	<b>160</b>	<b>34</b>	<b>10 U</b>	--	--	--	<b>39</b>	<b>0.453</b>	<b>115.1</b>	<b>0.67</b>	0.40 U	--	0.0	<b>23</b>	0.050 U	<b>32 J</b>	Fe/S	<b>2.0</b>
RNS-MW6-52.5	3/6/2023	N	<b>220</b>	<b>74</b>	<b>53</b>	<b>4.0 U</b>	0.40 U	<b>3.5</b>	0.73 U	<b>48</b>	<b>0.45</b>	<b>80.8</b>	<b>0.96</b>	0.40 U	--	0.0	<b>27</b>	0.050 U	<b>17</b>		<b>1.4</b>
RNS-MW6-52.5	1/11/2024	N	<b>220</b>	<b>72</b>	<b>52</b>	<b>2.0 U</b>	0.40 U	0.57 U	0.73 U	<b>45</b>	<b>0.66</b>	<b>165.2</b>	<b>0.77</b>	0.40 U	--	0.0	<b>26</b>	0.050 U	<b>1.9 J</b>		<b>1.3</b>
RNS-MW6-52.5	1/13/2025	N	<b>190</b>	<b>92</b>	<b>69</b>	<b>2.0 U</b>	1.5 U	1.5 U	1.5 U	<b>47</b>	<b>1.03</b>	<b>29.6</b>	<b>0.60</b>	0.40 U	--	<0.5	<b>24</b>	0.050 U	<b>7.6</b>		<b>1.0 U</b>
RNS-MW6-52.5	1/26/2026	N	<b>280</b>	<b>120</b>	<b>67</b>	<b>2.0 U</b>	1.5 U	1.5 U	1.5 U	<b>47</b>	<b>0.44</b>	<b>89.3</b>	<b>0.64</b>	--	<b>0.085</b>	<0.2	<b>23</b>	--	<b>4.9 J</b>		<b>1.6</b>

**Notes:**

**Bold** text indicates detected analyte.  
 Green shading indicates detected analyte exceeds applicable cleanup level.  
 Blue shading indicates laboratory reporting limit exceeds applicable cleanup level.  
 U = The analyte was analyzed for, but was not detected above the level of the reported sample quantitation limit.  
 UJ = The analyte was analyzed for but was not detected. The reported quantitation limit is approximate and may be inaccurate or imprecise.  
 J = The result is an estimated quantity. The associated numerical value is the approximate concentration of the analyte in the sample.  
 R = The data are unusable. The sample results are rejected due to serious deficiencies in meeting quality control criteria. The analyte may or may not be present in the sample.  
 \* Samples for dissolved gases (ethane, ethene, methane), sulfate, methane, and TOC were collected from the mid-point depth between the two established well depths.  
 (a) DO, ORP, and Iron II results reported for 2013 samples were measured at the laboratory; all other DO, ORP, and Iron II measurements were completed in the field.

**Abbreviations and Acronyms:**

cDCE = cis-1,2-dichloroethene  
 DO = dissolved oxygen  
 -- = not analyzed  
 PCE = tetrachloroethene  
 TCE = trichloroethene  
 VC = vinyl chloride  
 ORP = oxidation reduction potential  
 TOC = total organic carbon  
 mg/L = milligrams per liter  
 µg/L = micrograms per liter  
 N = primary sample  
 FD = field duplicate

# Sample Collection Forms

Project Name: Sauro's Cleanerama  
 Event: 2026 Annual Monitoring  
 Weather: 20-40F, overcast to sunny  
 Landau Rep.: CJC/JOB

Project Number: 0094048.100.109  
 Well ID: LAI-MW1  
 Sample ID: LAI-MW1- 20260126  
 Date: 01/26/26 Time: 11:06

## WELL INFORMATION

Screened Interval: Top (ft): \_\_\_\_\_ Bottom (ft): \_\_\_\_\_ Well Secure?  No  Yes Damaged?  No  Yes  
 DTW After Cap Opened (ft): 45.04 Time: 10:37 Describe: \_\_\_\_\_  
 Static DTW (ft): 45.04 Time: 10:38 Flow-Thru Cell Vol.: 240 mL WQM No.: Oly #1  
 Begin Purge (Date/Time): 1/26/2026 10:39 End Purge (Date/Time): 1/26/2026 11:04 Gallons Purged: <5  
 Water Disposal:  55-gal drum  Storage tank  Ground  Other: City of Tacoma Treatment System

## PURGE DATA

Cell shading indicating purge stabilization is for informational purposes only.

Time	Temp (°C)	DO (mg/L)	Cond (µS/cm)	pH (S.U)	ORP (mV)	Turbidity (NTU)	DTW (ft)	Purge Vol ≥1 flow-thru cell vol. (Yes/No)	Comments/ Observations
Stabilization →	± 3%	± 10%	± 3%	± 0.1 units	± 10 mV	± 10%	± 0.00 ft	(Yes/No)	
10:42	13.0	6.87	196.6	7.29	66.4	36.7	46.09	YES	Clear, colorless, NO, NS
10:45	14.3	5.12	392.3	6.89	75.4	37.8	45.11	YES	Clear, colorless, NO, NS
10:48	14.6	1.89	512	6.72	78.3	42.2	45.11	YES	Clear, colorless, NO, NS, some black susp
10:51	14.7	0.91	533	6.68	79.6	28.5	45.13	YES	Clear, colorless, NO, NS, some black susp
10:54	14.2	0.96	524	6.66	81.5	20.4	45.20	YES	Clear, colorless, NO, NS, some black susp
10:57	15.0	0.61	540	6.63	82.2	12.2	45.22	YES	Clear, colorless, NO, NS, some black susp
11:00	15.0	0.57	537	6.63	83.4	12.1	45.24	YES	Clear, colorless, NO, NS, some black susp
11:03	15.0	0.55	535	6.63	84.1	11.8	45.26	YES	Clear, colorless, NO, NS, some black susp
11:06									
11:09									

Sample Description (turbidity, color, odor, sheen): clear, colorless, no odor, no sheen, some suspended solids Fe 2+ (mg/L): 1.8

## PUMP AND MATERIAL INFORMATION

Collection Method:  Bailer  Pump Type: Watterra/PDB  
 Material:  Stainless Steel  PVC  Teflon  Polyethylene  Other  Dedicated  
 Decon Procedure:  Alconox Wash  Tap Rinse  DI Water  Dedicated  
 Other (describe sequence): \_\_\_\_\_

## CONFIRMATION PARAMETERS (if applicable per Landau Field Manual) Applicable

Time	Temp (°C)	DO (mg/L)	Cond (µS/cm)	pH (S.U)	ORP (mV)	Turbidity (NTU)	DTW (ft)	Comments/Observations

Scheduled Analysis (Circle/Bold Applicable)						Bottle Information	
						Number	Type
Volatiles:	<b>8260</b>	8260 SIM	8021	524	624	3	40 mL VOA
Semivolatiles:	8270	8270 SIM	8011	625			
Petroleum Hydrocarbons:	NWTPH-HCID	NWTPH-Gx	NWTPH-Dx	NWTPH-Dx SGC			
Total/Dissolved Metals:	6010	<b>6020</b>	200.7	200.8	7471	<input checked="" type="checkbox"/> Field Filtered	1 nitric poly
PCBs & Nitroaromatics:	8082	1668	608	8330			
Dioxin-Furans:	1613	8290					
PFAS:	1633	537.1	533	SOP			
Conventionals:	<b>300.0</b>	SM2450C	SM2450D	SM5310C	<b>RSK175</b>	3 1	40 ML VOA   unpres poly
Other:	<b>SM4500</b>	<b>SM5310B</b>				1 3	pres poly   amber VOA

Duplicate or Parent Sample ID: \_\_\_\_\_

MS/MSD

Comments: \_\_\_\_\_

Signature: CJC

Date: 01/26/26

Project Name: Sauro's Cleanerama  
 Event: 2026 Annual Monitoring  
 Weather: 20-40F, overcast to sunny  
 Landau Rep.: CJC/JOB

Project Number: 0094048.100.109  
 Well ID: LAI-MW2  
 Sample ID: LAI-MW2- 20260126  
 Date: 01/26/26 Time: 10:05

## WELL INFORMATION

Screened Interval: Top (ft): \_\_\_\_\_ Bottom (ft): \_\_\_\_\_ Well Secure?  No  Yes Damaged?  No  Yes  
 DTW After Cap Opened (ft): 44.09 Time: 9:12 Describe: sediment buildup in monument  
 Static DTW (ft): 46.46 Time: 9:30 Flow-Thru Cell Vol.: 240 mL WQM No.: Oly #1  
 Begin Purge (Date/Time): 1/26/2026 9:27 End Purge (Date/Time): 1/26/2026 10:04 Gallons Purged: <5  
 Water Disposal:  55-gal drum  Storage tank  Ground  Other: City of Tacoma Treatment System

## PURGE DATA Cell shading indicating purge stabilization is for informational purposes only.

Time	Temp (°C)	DO (mg/L)	Cond (µS/cm)	pH (S.U)	ORP (mV)	Turbidity (NTU)	DTW (ft)	Purge Vol ≥1 flow-thru cell vol. (Yes/No)	Comments/ Observations
<b>Stabilization →</b>	<b>± 3%</b>	<b>± 10%</b>	<b>± 3%</b>	<b>± 0.1 units</b>	<b>± 10 mV</b>	<b>± 10%</b>	<b>± 0.00 ft</b>		
9:30	12.0	7.32	390	7.39	31.0	322	48.54	YES	Cloudy, grey tint, NO, NS
9:33	12.9	2.05	395.1	7.08	48.5	288	47.10	YES	Cloudy, grey tint, NO, NS
9:36	11.5	1.04	378.7	7.02	57.8	277	46.53	YES	Cloudy, grey tint, NO, NS
9:39	12.3	0.64	383.5	7.03	59.7	281	46.09	YES	Cloudy, grey tint, NO, NS
9:42	13.7	0.50	384.7	7.00	61.7	245	47.52	YES	Cloudy, grey tint, NO, NS
9:45	13.8	0.60	385.1	6.99	64.3	145	48.65	YES	Cloudy, grey tint, NO, NS
9:48	13.6	0.45	378	6.98	66.7	110	49.10	YES	Cloudy, grey tint, NO, NS
9:51	13.7	0.33	372.7	6.98	69.7	88	49.81	YES	Cloudy, grey tint, NO, NS
9:54	13.7	0.29	370.4	6.98	72.3	67.6	49.70	YES	Cloudy, grey tint, NO, NS
9:57	13.8	0.27	364.1	6.98	73.7	56.2	50.55	YES	Cloudy, grey tint, NO, NS
10:00	13.8	0.33	360.2	6.99	75.0	53.2	50.12	YES	Cloudy, grey tint, NO, NS
10:03	13.8	0.25	356.4	6.99	76.1	43.2	61.54	YES	Cloudy, grey tint, NO, NS

Sample Description (turbidity, color, odor, sheen): Clear, gray tint, no odor, no sheen. Fe 2<sup>+</sup> (mg/L): 2.0

## PUMP AND MATERIAL INFORMATION

Collection Method:  Bailer  Pump Type: Waterra/PDB  
 Material:  Stainless Steel  PVC  Teflon  Polyethylene  Other  Dedicated  
 Decon Procedure:  Alconox Wash  Tap Rinse  DI Water  Dedicated  
 Other (describe sequence): \_\_\_\_\_

## CONFIRMATION PARAMETERS (if applicable per Landau Field Manual) Applicable

Time	Temp (°C)	DO (mg/L)	Cond (µS/cm)	pH (S.U)	ORP (mV)	Turbidity (NTU)	DTW (ft)	Comments/Observations

	Scheduled Analysis (Circle/Bold Applicable)						Bottle Information	
	Number	Type	Number	Type	Number	Type		
Volatiles:	<b>8260</b>	8260 SIM	8021	524	624	3	40 mL VOA	
Semivolatiles:	8270	8270 SIM	8011	625				
Petroleum Hydrocarbons:	NWTPH-HCID	NWTPH-Gx	NWTPH-Dx	NWTPH-Dx SGC				
Total/Dissolved Metals:	6010	<b>6020</b>	200.7	200.8	7471	<input checked="" type="checkbox"/> Field Filtered	1   nitric poly	
PCBs & Nitroaromatics:	8082	1668	608	8330				
Dioxin-Furans:	1613	8290						
PFAS:	1633	537.1	533	SOP			1   3   pres poly   amber VOA	
Conventionals:	<b>300.0</b>	SM2450C	SM2450D	SM5310C	<b>RSK175</b>		3   1   40 ML VOA   unpres poly	
Other:	<b>SM4500</b>	<b>SM5310B</b>					1   1   pres poly   amber	

Duplicate or Parent Sample ID: \_\_\_\_\_  MS/MSD  
 Comments: \_\_\_\_\_  
 Signature: CJC Date: 01/26/26

Project Name: Sauro's Cleanerama  
 Event: 2026 Annual Monitoring  
 Weather: 20-40F, overcast to sunny  
 Landau Rep.: CJC/JOB

Project Number: 0094048.100.109  
 Well ID: LAI-MW3  
 Sample ID: LAI-MW3- 20260126  
 Date: 01/26/26 Time: 12:28

## WELL INFORMATION

Screened Interval: Top (ft): \_\_\_\_\_ Bottom (ft): \_\_\_\_\_ Well Secure?  No  Yes Damaged?  No  Yes  
 DTW After Cap Opened (ft): 50.56 Time: 11:41 Describe: \_\_\_\_\_  
 Static DTW (ft): 50.56 Time: 11:42 Flow-Thru Cell Vol.: 240 mL WQM No.: Oly #1  
 Begin Purge (Date/Time): 1/26/2026 11:56 End Purge (Date/Time): 1/26/2026 12:27 Gallons Purged: <7.5  
 Water Disposal:  55-gal drum  Storage tank  Ground  Other: City of Tacoma Treatment System

## PURGE DATA

Cell shading indicating purge stabilization is for informational purposes only.

Time	Temp (°C)	DO (mg/L)	Cond (µS/cm)	pH (S.U)	ORP (mV)	Turbidity (NTU)	DTW (ft)	Purge Vol ≥1 flow-thru cell vol. (Yes/No)	Comments/ Observations
Stabilization →	± 3%	± 10%	± 3%	± 0.1 units	± 10 mV	± 10%	± 0.00 ft	(Yes/No)	
11:59	12.2	1.11	411.3	6.98	64.5	48.8	50.85	YES	Clear, colorless, NO, NS, some suspended
12:02	12.4	0.67	412.9	6.96	71.5	67.7	50.89	YES	Clear, colorless, NO, NS, some suspended
12:05	12.8	0.57	418.4	6.85	77.1	62	50.89	YES	Clear, colorless, NO, NS, some suspended
12:08	13.0	0.50	420.9	6.96	80.0	54.5	50.95	YES	Clear, colorless, NO, NS, some suspended
12:11	12.9	0.48	419.6	6.94	82.2	36.7	50.95	YES	Clear, colorless, NO, NS, some suspended
12:14	13.1	0.47	420.6	6.93	83.5	31.1	51.01	YES	Clear, colorless, NO, NS, some suspended
12:17	13.2	0.45	422.5	6.91	84.5	21.7	51.02	YES	Clear, colorless, NO, NS, some suspended
12:20	13.0	0.44	420.3	6.93	85.7	19.2	51.01	YES	Clear, colorless, NO, NS, some suspended
12:23	13.0	0.42	419.6	6.94	86.2	13.1	51.01	YES	Clear, colorless, NO, NS, some suspended
12:26	12.8	0.45	417.8	6.93	86.6	11.5	51.01	YES	Clear, colorless, NO, NS, some suspended

Sample Description (turbidity, color, odor, sheen): Clear, colorless, No odor, no sheen, some suspended solids Fe 2+ (mg/L): <0.2

## PUMP AND MATERIAL INFORMATION

Collection Method:  Bailer  Pump Type: Watterra/PDB  
 Material:  Stainless Steel  PVC  Teflon  Polyethylene  Other  Dedicated  
 Decon Procedure:  Alconox Wash  Tap Rinse  DI Water  Dedicated  
 Other (describe sequence): \_\_\_\_\_

## CONFIRMATION PARAMETERS (if applicable per Landau Field Manual) Applicable

Time	Temp (°C)	DO (mg/L)	Cond (µS/cm)	pH (S.U)	ORP (mV)	Turbidity (NTU)	DTW (ft)	Comments/Observations

Scheduled Analysis (Circle/Bold Applicable)						Bottle Information	
						Number	Type
Volatiles:	<b>8260</b>	8260 SIM	8021	524	624	3	40 mL VOA
Semivolatiles:	8270	8270 SIM	8011	625			
Petroleum Hydrocarbons:	NWTPH-HCID	NWTPH-Gx	NWTPH-Dx	NWTPH-Dx SGC			
Total/Dissolved Metals:	6010	<b>6020</b>	200.7	200.8	7471	<input checked="" type="checkbox"/> Field Filtered	1 nitric poly
PCBs & Nitroaromatics:	8082	1668	608	8330			
Dioxin-Furans:	1613	<b>8290</b>					
PFAS:	1633	537.1	533	SOP			
Conventionals:	<b>300.0</b>	SM2450C	SM2450D	SM5310C	<b>RSK175</b>	3 1	40 ML VOA   unpres poly
Other:	<b>SM4500</b>	<b>SM5310B</b>				1 3	pres poly   amber VOA

Duplicate or Parent Sample ID: Dup1-20260126

MS/MSD

Comments: \_\_\_\_\_

Signature: CJC

Date: 01/26/26

Project Name: Sauro's Cleanerama  
 Event: 2026 Annual Monitoring  
 Weather: 20-40F, overcast to sunny  
 Landau Rep.: CJC/JOB

Project Number: 0094048.100.109  
 Well ID: Dup1  
 Sample ID: Dup1- 20260126  
 Date: 01/26/26 Time: 12:29

## WELL INFORMATION

Screened Interval: Top (ft): \_\_\_\_\_ Bottom (ft): \_\_\_\_\_ Well Secure?  No  Yes Damaged?  No  Yes  
 DTW After Cap Opened (ft): 50.56 Time: 11:41 Describe: \_\_\_\_\_  
 Static DTW (ft): 50.56 Time: 11:42 Flow-Thru Cell Vol.: 240 mL WQM No.: Oly #1  
 Begin Purge (Date/Time): 1/26/2026 11:57 End Purge (Date/Time): 1/26/2026 12:28 Gallons Purged: <7.5  
 Water Disposal:  55-gal drum  Storage tank  Ground  Other: City of Tacoma Treatment System

## PURGE DATA

Cell shading indicating purge stabilization is for informational purposes only.

Time	Temp (°C)	DO (mg/L)	Cond (µS/cm)	pH (S.U)	ORP (mV)	Turbidity (NTU)	DTW (ft)	Purge Vol ≥1 flow-thru cell vol. (Yes/No)	Comments/ Observations
Stabilization →	± 3%	± 10%	± 3%	± 0.1 units	± 10 mV	± 10%	± 0.00 ft	(Yes/No)	
12:00	12.2	1.11	411.3	6.98	64.5	48.8	50.85	YES	Clear, colorless, NO, NS, some suspended
12:03	12.5	0.64	414.9	7.00	73.3	71.3	50.86	YES	Clear, colorless, NO, NS, some suspended
12:06	12.8	0.56	418.8	6.95	77.9	62	50.89	YES	Clear, colorless, NO, NS, some suspended
12:09	13.0	0.50	420.6	6.94	80.9	54.5	50.95	YES	Clear, colorless, NO, NS, some suspended
12:12	12.9	0.47	419	6.95	82.8	36.7	50.95	YES	Clear, colorless, NO, NS, some suspended
12:15	13.2	0.44	422.2	6.94	83.7	31.1	51.01	YES	Clear, colorless, NO, NS, some suspended
12:18	13.3	0.43	422.8	6.94	84.8	21.7	51.02	YES	Clear, colorless, NO, NS, some suspended
12:21	13.1	0.41	420.7	6.94	85.6	19.2	51.01	YES	Clear, colorless, NO, NS, some suspended
12:24	13.0	0.44	419.6	6.94	86.3	13.1	51.01	YES	Clear, colorless, NO, NS, some suspended
12:27	12.8	0.45	417.3	6.94	86.7	11.5	51.01	YES	Clear, colorless, NO, NS, some suspended

Sample Description (turbidity, color, odor, sheen): Clear, colorless, No odor, no sheen, some suspended solids Fe 2+ (mg/L): <0.2

## PUMP AND MATERIAL INFORMATION

Collection Method:  Bailer  Pump Type: Waterra/PDB  
 Material:  Stainless Steel  PVC  Teflon  Polyethylene  Other  Dedicated  
 Decon Procedure:  Alconox Wash  Tap Rinse  DI Water  Dedicated  
 Other (describe sequence): \_\_\_\_\_

## CONFIRMATION PARAMETERS (if applicable per Landau Field Manual) Applicable

Time	Temp (°C)	DO (mg/L)	Cond (µS/cm)	pH (S.U)	ORP (mV)	Turbidity (NTU)	DTW (ft)	Comments/Observations

Scheduled Analysis (Circle/Bold Applicable)						Bottle Information	
						Number	Type
Volatiles:	<b>8260</b>	8260 SIM	8021	524	624	3	40 mL VOA
Semivolatiles:	8270	8270 SIM	8011	625			
Petroleum Hydrocarbons:	NWTPH-HCID	NWTPH-Gx	NWTPH-Dx	NWTPH-Dx SGC			
Total/Dissolved Metals:	6010	<b>6020</b>	200.7	200.8	7471	<input checked="" type="checkbox"/> Field Filtered	1 nitric poly
PCBs & Nitroaromatics:	8082	1668	608	8330			
Dioxin-Furans:	1613	<b>8290</b>					
PFAS:	1633	537.1	533	SOP			
Conventionals:	<b>300.0</b>	SM2450C	SM2450D	SM5310C	<b>RSK175</b>	3 1	40 ML VOA   unpres poly
Other:	<b>SM4500</b>	<b>SM5310B</b>				1 3	pres poly   amber VOA

Duplicate or Parent Sample ID: LAI-MW3-20260126

MS/MSD

Comments: \_\_\_\_\_

Signature: CJC

Date: 01/26/26

Project Name: Sauro's Cleanerama  
 Event: 2026 Annual Monitoring  
 Weather: 20-40F, overcast to sunny  
 Landau Rep.: CJC/JOB

Project Number: 0094048.100.109  
 Well ID: LAI-MW4  
 Sample ID: LAI-MW4- 20260126  
 Date: 01/26/26 Time: 8:19

## WELL INFORMATION

Screened Interval: Top (ft): \_\_\_\_\_ Bottom (ft): \_\_\_\_\_ Well Secure?  No  Yes Damaged?  No  Yes  
 DTW After Cap Opened (ft): 11.48 Time: 7:41 Describe: Replaced damaged monument lid  
 Static DTW (ft): 11.42 Time: 7:55 Flow-Thru Cell Vol.: 240 mL WQM No.: Oly #1  
 Begin Purge (Date/Time): 1/26/2026 7:58 End Purge (Date/Time): 1/26/2026 8:17 Gallons Purged: <2.5  
 Water Disposal:  55-gal drum  Storage tank  Ground  Other: City of Tacoma Treatment System

## PURGE DATA

Cell shading indicating purge stabilization is for informational purposes only.

Time	Temp (°C)	DO (mg/L)	Cond (µS/cm)	pH (S.U)	ORP (mV)	Turbidity (NTU)	DTW (ft)	Purge Vol ≥1 flow-thru cell vol. (Yes/No)	Comments/ Observations
Stabilization →	± 3%	± 10%	± 3%	± 0.1 units	± 10 mV	± 10%	± 0.00 ft	(Yes/No)	
8:01	10.0	5.25	585	7.42	36.2	35.1	11.42	Y	some grey flock, clear, strong gas like od
8:04	10.5	1.89	716	7.04	32.1	13.6	11.42	Y	some grey flock, clear, strong gas like od
8:07	11.2	1.33	812	6.96	28.2	9.86	11.41	Y	some grey flock, clear, strong gas like od
8:10	11.5	1.10	826	6.94	26.1	4.98	11.42	Y	some grey flock, clear, strong gas like od
8:13	11.1	1.04	810	6.92	28.3	4.81	11.42	Y	some grey flock, clear, strong gas like od
8:16	10.7	0.99	809	6.93	30.3	4.94	11.41	Y	reduced flock ""
8:19									
8:22									
8:25									
8:28									

Sample Description (turbidity, color, odor, sheen): some grey flock, lear, strong gas-like odor, no sheen Fe 2<sup>+</sup> (mg/L): 2.4

## PUMP AND MATERIAL INFORMATION

Collection Method:  Bailer  Pump Type: Waterra  
 Material:  Stainless Steel  PVC  Teflon  Polyethylene  Other  Dedicated  
 Decon Procedure:  Alconox Wash  Tap Rinse  DI Water  Dedicated  
 Other (describe sequence): \_\_\_\_\_

## CONFIRMATION PARAMETERS (if applicable per Landau Field Manual) Applicable

Time	Temp (°C)	DO (mg/L)	Cond (µS/cm)	pH (S.U)	ORP (mV)	Turbidity (NTU)	DTW (ft)	Comments/Observations
8:36	13.3	0.61	961	6.96	35.5	5.04	11.36	some grey flock, clear, strong gas like odor, no sheen

Scheduled Analysis (Circle/Bold Applicable)						Bottle Information	
						Number	Type
Volatiles:	<b>8260</b>	8260 SIM	8021	524	624	3	40 mL VOA
Semivolatiles:	8270	8270 SIM	8011	625			
Petroleum Hydrocarbons:	NWTPH-HCID	NWTPH-Gx	NWTPH-Dx	NWTPH-Dx SGC			
Total/Dissolved Metals:	6010	<b>6020</b>	200.7	200.8	7471	<input checked="" type="checkbox"/> Field Filtered	1 nitric poly
PCBs & Nitroaromatics:	8082	1668	608	8330			
Dioxin-Furans:	1613	<b>8290</b>					
PFAS:	1633	537.1	533	SOP			
Conventionals:	<b>300.0</b>	SM2450C	SM2450D	SM5310C	<b>RSK175</b>	3 1	40 ML VOA   unpres poly
Other:	<b>SM4500</b>	<b>SM5310B</b>				1 3	pres poly   amber VOA

Duplicate or Parent Sample ID: \_\_\_\_\_  MS/MSD  
 Comments: \_\_\_\_\_  
 Signature: JOB Date: 01/26/26

Project Name: Sauro's Cleanerama  
 Event: 2026 Annual Monitoring  
 Weather: 20-40F, overcast to sunny  
 Landau Rep.: CJC/JOB

Project Number: 0094048.100.109  
 Well ID: LAI-MW5  
 Sample ID: LAI-MW5- 20260126  
 Date: 01/26/26 Time: 15:20

## WELL INFORMATION

Screened Interval: Top (ft): \_\_\_\_\_ Bottom (ft): \_\_\_\_\_ Well Secure?  No  Yes Damaged?  No  Yes  
 DTW After Cap Opened (ft): 22.69 Time: 14:50 Describe: \_\_\_\_\_  
 Static DTW (ft): 22.69 Time: 14:51 Flow-Thru Cell Vol.: 240 mL WQM No.: Oly #1  
 Begin Purge (Date/Time): 1/26/2026 14:59 End Purge (Date/Time): 1/26/2026 15:18 Gallons Purged: <7  
 Water Disposal:  55-gal drum  Storage tank  Ground  Other: City of Tacoma Treatment System

## PURGE DATA

Cell shading indicating purge stabilization is for informational purposes only.

Time	Temp (°C)	DO (mg/L)	Cond (µS/cm)	pH (S.U)	ORP (mV)	Turbidity (NTU)	DTW (ft)	Purge Vol ≥1 flow-thru cell vol. (Yes/No)	Comments/ Observations
Stabilization →	± 3%	± 10%	± 3%	± 0.1 units	± 10 mV	± 10%	± 0.00 ft	(Yes/No)	
15:02	15.1	0.82	778	6.45	98.4	246	24.13	Y	clear, some suspended solids, slightly cloudy
15:05	15.1	0.42	783	6.39	94.1	over range	24.81	Y	brown, cloudy, increased suspended solids
15:08	15.0	0.49	751	6.42	91.1	over range	24.69	Y	brown, less cloudy, reduced suspended solids
15:11	15.0	0.50	775	6.41	88.7	835	24.52	Y	brown, less cloudy, reduced suspended solids
15:14	14.9	0.51	776	6.44	88.7	865	24.67	Y	brown, less cloudy, reduced suspended solids
15:17	14.9	0.52	779	6.44	86.1	845	24.70	Y	brown, less cloudy, reduced suspended solids
15:20									
15:23									
15:26									
15:29									

Sample Description (turbidity, color, odor, sheen): brown, slightly cloudy, minimal suspended solids, no, ns Fe 2<sup>+</sup> (mg/L): 2.6

## PUMP AND MATERIAL INFORMATION

Collection Method:  Bailor  Pump Type: Watterra/PDB  
 Material:  Stainless Steel  PVC  Teflon  Polyethylene  Other  Dedicated  
 Decon Procedure:  Alconox Wash  Tap Rinse  DI Water  Dedicated  
 Other (describe sequence): \_\_\_\_\_

## CONFIRMATION PARAMETERS (if applicable per Landau Field Manual) Applicable

Time	Temp (°C)	DO (mg/L)	Cond (µS/cm)	pH (S.U)	ORP (mV)	Turbidity (NTU)	DTW (ft)	Comments/Observations

Scheduled Analysis (Circle/Bold Applicable)						Bottle Information	
						Number	Type
Volatiles:	<b>8260</b>	8260 SIM	8021	524	624	3	40 mL VOA
Semivolatiles:	8270	8270 SIM	8011	625			
Petroleum Hydrocarbons:	NWTPH-HCID	NWTPH-Gx	NWTPH-Dx	NWTPH-Dx SGC			
Total/Dissolved Metals:	6010	<b>6020</b>	200.7	200.8	7471	<input checked="" type="checkbox"/> Field Filtered	1 nitric poly
PCBs & Nitroaromatics:	8082	1668	608	8330			
Dioxin-Furans:	1613	<b>8290</b>					
PFAS:	1633	537.1	533	SOP			
Conventionals:	<b>300.0</b>	SM2450C	SM2450D	SM5310C	<b>RSK175</b>	3 1	40 ML VOA   unpres poly
Other:	<b>SM4500</b>	<b>SM5310B</b>				1 3	pres poly   amber VOA

Duplicate or Parent Sample ID: \_\_\_\_\_  MS/MSD  
 Comments: \_\_\_\_\_  
 Signature: CJC Date: 01/26/26

Project Name: Sauro's Cleanerama  
 Event: 2026 Annual Monitoring  
 Weather: 20-40F, overcast to sunny  
 Landau Rep.: CJC/JOB

Project Number: 0094048.100.109  
 Well ID: MW2  
 Sample ID: MW2- 20260126  
 Date: 01/26/26 Time: 16:05

## WELL INFORMATION

Screened Interval: Top (ft): \_\_\_\_\_ Bottom (ft): \_\_\_\_\_ Well Secure?  No  Yes Damaged?  No  Yes  
 DTW After Cap Opened (ft): 15.46 Time: 15:41 Describe: \_\_\_\_\_  
 Static DTW (ft): 15.46 Time: 15:43 Flow-Thru Cell Vol.: 240 mL WQM No.: Oly #1  
 Begin Purge (Date/Time): 1/26/2026 15:47 End Purge (Date/Time): 1/26/2026 16:03 Gallons Purged: <1  
 Water Disposal:  55-gal drum  Storage tank  Ground  Other: City of Tacoma Treatment System

## PURGE DATA

Cell shading indicating purge stabilization is for informational purposes only.

Time	Temp (°C)	DO (mg/L)	Cond (µS/cm)	pH (S.U)	ORP (mV)	Turbidity (NTU)	DTW (ft)	Purge Vol ≥1 flow-thru cell vol. (Yes/No)	Comments/ Observations
Stabilization →	± 3%	± 10%	± 3%	± 0.1 units	± 10 mV	± 10%	± 0.00 ft	(Yes/No)	
15:50	12.6	2.29	485.8	6.45	138.4	7.73	16.68	Y	c,c,no,ns
15:53	11.8	1.79	456.5	6.42	111.8	12.9	17.46	Y	c,c,no,ns
15:56	13.3	1.34	463.3	6.44	97.0	0.76	18.15	Y	c,c,no,ns
15:59	13.6	1.34	460.6	6.47	89.0	0.5	18.82	Y	c,c,no,ns
16:02	13.9	1.31	459.7	6.49	87.3	2.09	19.44	Y	c,c,no,ns
16:05									
16:08									
16:11									
16:14									
16:17									

Sample Description (turbidity, color, odor, sheen): clear, colorless, no odor, no sheen Fe 2<sup>+</sup> (mg/L): 7.0

## PUMP AND MATERIAL INFORMATION

Collection Method:  Bailer  Pump Type: Peristaltic  
 Material:  Stainless Steel  PVC  Teflon  Polyethylene  Other  Dedicated  
 Decon Procedure:  Alconox Wash  Tap Rinse  DI Water  Dedicated  
 Other (describe sequence): \_\_\_\_\_

## CONFIRMATION PARAMETERS (if applicable per Landau Field Manual) Applicable

Time	Temp (°C)	DO (mg/L)	Cond (µS/cm)	pH (S.U)	ORP (mV)	Turbidity (NTU)	DTW (ft)	Comments/Observations

Scheduled Analysis (Circle/Bold Applicable)	Bottle Information	
	Number	Type
Volatiles: <b>8260</b> 8260 SIM 8021 524 624	3	40 mL VOA
Semivolatiles: 8270 8270 SIM 8011 625		
Petroleum Hydrocarbons: NWTPH-HCID NWTPH-Gx NWTPH-Dx NWTPH-Dx SGC		
Total/Dissolved Metals: 6010 <b>6020</b> 200.7 200.8 7471 <input checked="" type="checkbox"/> Field Filtered	1	nitric poly
PCBs & Nitroaromatics: 8082 1668 608 8330		
Dioxin-Furans: 1613 <b>8290</b>		
PFAS: 1633 537.1 533 SOP		
Conventionals: <b>300.0</b> SM2450C SM2450D SM5310C <b>RSK175</b>	3 1	40 ML VOA   unpres poly
Other: <b>SM4500 SM5310B</b>	1 3	pres poly   amber VOA

Duplicate or Parent Sample ID: \_\_\_\_\_

MS/MSD

Comments: \_\_\_\_\_

Signature: JOB

Date: 01/26/26

Project Name: Sauro's Cleanerama  
 Event: 2026 Annual Monitoring  
 Weather: 20-40F, overcast to sunny  
 Landau Rep.: CJC/JOB

Project Number: 0094048.100.109  
 Well ID: MW13  
 Sample ID: MW13- 20260126  
 Date: 01/26/26 Time: 13:36

## WELL INFORMATION

Screened Interval: Top (ft): \_\_\_\_\_ Bottom (ft): \_\_\_\_\_ Well Secure?  No  Yes Damaged?  No  Yes  
 DTW After Cap Opened (ft): 38.98 Time: 13:03 Describe: \_\_\_\_\_  
 Static DTW (ft): 38.98 Time: 13:04 Flow-Thru Cell Vol.: 240 mL WQM No.: Oly #1  
 Begin Purge (Date/Time): 1/26/2026 13:07 End Purge (Date/Time): 1/26/2026 13:35 Gallons Purged: <5  
 Water Disposal:  55-gal drum  Storage tank  Ground  Other: City of Tacoma Treatment System

## PURGE DATA

Cell shading indicating purge stabilization is for informational purposes only.

Time	Temp (°C)	DO (mg/L)	Cond (µS/cm)	pH (S.U)	ORP (mV)	Turbidity (NTU)	DTW (ft)	Purge Vol ≥1 flow-thru cell vol. (Yes/No)	Comments/ Observations
Stabilization →	± 3%	± 10%	± 3%	± 0.1 units	± 10 mV	± 10%	± 0.00 ft	(Yes/No)	
13:10	13.7	1.10	480	7.04	75.5	585	40.04	YES	Brown, cloudy, no odor, no sheen
13:13	14.3	0.59	490	6.91	80.5	over range	40.40	YES	Brown, cloudy, no odor, no sheen
13:16	14.4	0.45	494.7	6.92	84.8	over range	40.45	YES	Brown, cloudy, no odor, no sheen
13:19	14.1	0.44	490	6.91	86.6	over range	40.11	YES	Brown, cloudy, no odor, no sheen
13:22	14.1	0.50	493.7	6.88	87.7	over range	40.25	YES	Brown, cloudy, no odor, no sheen
13:25	14.2	0.47	493.6	6.90	87.5	over range	40.54	YES	Brown, cloudy, no odor, no sheen
13:28	14.3	0.39	494.1	6.85	87.9	over range	40.72	YES	Brown, cloudy, no odor, no sheen
13:31	14.3	0.37	497	6.87	87.8	over range	40.87	YES	Brown, cloudy, no odor, no sheen
13:34	14.3	0.36	496	6.86	87.8	over range	41.17	YES	Brown, cloudy, no odor, no sheen
13:37									

Sample Description (turbidity, color, odor, sheen): Brown, cloudy, no odor, no sheen Fe 2+ (mg/L): <0.2

## PUMP AND MATERIAL INFORMATION

Collection Method:  Bailer  Pump Type: Watterra/PDB  
 Material:  Stainless Steel  PVC  Teflon  Polyethylene  Other  Dedicated  
 Decon Procedure:  Alconox Wash  Tap Rinse  DI Water  Dedicated  
 Other (describe sequence): \_\_\_\_\_

## CONFIRMATION PARAMETERS (if applicable per Landau Field Manual) Applicable

Time	Temp (°C)	DO (mg/L)	Cond (µS/cm)	pH (S.U)	ORP (mV)	Turbidity (NTU)	DTW (ft)	Comments/Observations

Scheduled Analysis (Circle/Bold Applicable)						Bottle Information	
						Number	Type
Volatiles:	<b>8260</b>	8260 SIM	8021	524	624	3	40 mL VOA
Semivolatiles:	8270	8270 SIM	8011	625			
Petroleum Hydrocarbons:	NWTPH-HCID	NWTPH-Gx	NWTPH-Dx	NWTPH-Dx SGC			
Total/Dissolved Metals:	6010	<b>6020</b>	200.7	200.8	7471	<input checked="" type="checkbox"/> Field Filtered	1 nitric poly
PCBs & Nitroaromatics:	8082	1668	608	8330			
Dioxin-Furans:	1613	<b>8290</b>					
PFAS:	1633	537.1	533	SOP			
Conventionals:	<b>300.0</b>	SM2450C	SM2450D	SM5310C	<b>RSK175</b>	3 1	40 ML VOA   unpres poly
Other:	<b>SM4500</b>	<b>SM5310B</b>				1 3	pres poly   amber VOA

Duplicate or Parent Sample ID: \_\_\_\_\_

MS/MSD

Comments: \_\_\_\_\_

Signature: CJC

Date: 01/26/26

Project Name: Sauro's Cleanerama  
 Event: 2026 Annual Monitoring  
 Weather: 20-40F, overcast to sunny  
 Landau Rep.: CJC/JOB

Project Number: 0094048.100.109  
 Well ID: RNS-MW2  
 Sample ID: RNS-MW2- 20260126  
 Date: 01/26/26 Time: 16:02

## WELL INFORMATION

Screened Interval: Top (ft): \_\_\_\_\_ Bottom (ft): \_\_\_\_\_ Well Secure?  No  Yes Damaged?  No  Yes  
 DTW After Cap Opened (ft): 16.39 Time: 15:41 Describe: \_\_\_\_\_  
 Static DTW (ft): 16.39 Time: 15:42 Flow-Thru Cell Vol.: 240 mL WQM No.: Oly #1  
 Begin Purge (Date/Time): 1/26/2026 15:45 End Purge (Date/Time): 1/26/2026 16:01 Gallons Purged: \_\_\_\_\_  
 Water Disposal:  55-gal drum  Storage tank  Ground  Other: City of Tacoma Treatment System

## PURGE DATA

Cell shading indicating purge stabilization is for informational purposes only.

Time	Temp (°C)	DO (mg/L)	Cond (µS/cm)	pH (S.U)	ORP (mV)	Turbidity (NTU)	DTW (ft)	Purge Vol ≥1 flow-thru cell vol. (Yes/No)	Comments/ Observations
Stabilization →	± 3%	± 10%	± 3%	± 0.1 units	± 10 mV	± 10%	± 0.00 ft	(Yes/No)	
15:48	14.1	7.63	302.5	7.14	59.0	over range	16.86	YES	Brown, cloudy, no odor, no sheen
15:51	14.6	7.49	304.4	7.02	62.0	803	17.09	YES	Brown, cloudy, no odor, no sheen
15:54	14.7	7.45	301.1	7.02	65.5	332	17.22	YES	Brown, cloudy, no odor, no sheen
15:57	14.8	7.20	303	7.00	67.2	310	17.35	YES	Brown, cloudy, no odor, no sheen
16:00	14.8	7.09	305.7	6.99	68.9	301	17.47	YES	Brown, cloudy, no odor, no sheen
16:03									
16:06									
16:09									
16:12									
16:15									

Sample Description (turbidity, color, odor, sheen): brown, cloudy, no odor, no sheen Fe 2<sup>+</sup> (mg/L): 0.6

## PUMP AND MATERIAL INFORMATION

Collection Method:  Bailer  Pump Type: Wattera/PDB  
 Material:  Stainless Steel  PVC  Teflon  Polyethylene  Other  Dedicated  
 Decon Procedure:  Alconox Wash  Tap Rinse  DI Water  Dedicated  
 Other (describe sequence): \_\_\_\_\_

## CONFIRMATION PARAMETERS (if applicable per Landau Field Manual) Applicable

Time	Temp (°C)	DO (mg/L)	Cond (µS/cm)	pH (S.U)	ORP (mV)	Turbidity (NTU)	DTW (ft)	Comments/Observations

Scheduled Analysis (Circle/Bold Applicable)						Bottle Information	
						Number	Type
Volatiles:	<b>8260</b>	8260 SIM	8021	524	624	3	40 mL VOA
Semivolatiles:	8270	8270 SIM	8011	625			
Petroleum Hydrocarbons:	NWTPH-HCID	NWTPH-Gx	NWTPH-Dx	NWTPH-Dx SGC			
Total/Dissolved Metals:	6010	<b>6020</b>	200.7	200.8	7471	<input checked="" type="checkbox"/> Field Filtered	1 nitric poly
PCBs & Nitroaromatics:	8082	1668	608	8330			
Dioxin-Furans:	1613	<b>8290</b>					
PFAS:	1633	537.1	533	SOP			
Conventionals:	<b>300.0</b>	SM2450C	SM2450D	SM5310C	<b>RSK175</b>	3 1	40 ML VOA   unpres poly
Other:	<b>SM4500</b>	<b>SM5310B</b>				1 3	pres poly   amber VOA

Duplicate or Parent Sample ID: \_\_\_\_\_

MS/MSD

Comments: \_\_\_\_\_

Signature: CJC

Date: 01/26/26

Project Name: Sauro's Cleanerama  
 Event: 2026 Annual Monitoring  
 Weather: 20-40F, overcast to sunny  
 Landau Rep.: CJC/JOB

Project Number: 0094048.100.109  
 Well ID: RNS-MW6-42.5  
 Sample ID: RNS-MW6-42.5- 20260126  
 Date: 01/26/26 Time: 14:00

## WELL INFORMATION

Screened Interval: Top (ft): \_\_\_\_\_ Bottom (ft): \_\_\_\_\_ Well Secure?  No  Yes Damaged?  No  Yes  
 DTW After Cap Opened (ft): 35.54 Time: 13:52 Describe: \_\_\_\_\_  
 Static DTW (ft): 35.49 Time: 13:54 Flow-Thru Cell Vol.: 240 mL WQM No.: Oly #1  
 Begin Purge (Date/Time): 1/26/2026 N/A End Purge (Date/Time): 1/26/2026 N/A Gallons Purged: N/A  
 Water Disposal:  55-gal drum  Storage tank  Ground  Other: City of Tacoma Treatment System

## PURGE DATA

Cell shading indicating purge stabilization is for informational purposes only.

Time	Temp (°C)	DO (mg/L)	Cond (µS/cm)	pH (S.U)	ORP (mV)	Turbidity (NTU)	DTW (ft)	Purge Vol ≥1 flow-thru cell vol.	Comments/ Observations
Stabilization →	± 3%	± 10%	± 3%	± 0.1 units	± 10 mV	± 10%	± 0.00 ft	(Yes/No)	
No purge, only sampled PDB.									

Sample Description (turbidity, color, odor, sheen): \_\_\_\_\_ Fe 2<sup>+</sup> (mg/L):  

## PUMP AND MATERIAL INFORMATION

Collection Method:  Bailer  Pump Type: PDB  
 Material:  Stainless Steel  PVC  Teflon  Polyethylene  Other  Dedicated  
 Decon Procedure:  Alconox Wash  Tap Rinse  DI Water  Dedicated  
 Other (describe sequence): \_\_\_\_\_

## CONFIRMATION PARAMETERS (if applicable per Landau Field Manual) Applicable

Time	Temp (°C)	DO (mg/L)	Cond (µS/cm)	pH (S.U)	ORP (mV)	Turbidity (NTU)	DTW (ft)	Comments/Observations

Scheduled Analysis (Circle/Bold Applicable)							Bottle Information	
							Number	Type
Volatiles:	<b>8260</b>	8260 SIM	8021	524	624		3	40 mL VOA
Semivolatiles:	8270	8270 SIM	8011	625				
Petroleum Hydrocarbons:	NWTPH-HCID	NWTPH-Gx	NWTPH-Dx	NWTPH-Dx SGC				
Total/Dissolved Metals:	6010	6020	200.7	200.8	7471	<input type="checkbox"/> Field Filtered		
PCBs & Nitroaromatics:	8082	1668	608	8330				
Dioxin-Furans:	1613	<b>8290</b>						
PFAS:	1633	537.1	533	SOP				
Conventionals:	300.0	SM2450C	SM2450D	SM5310C	RSK175			
Other:	SM4500	SM5310B						

Duplicate or Parent Sample ID: \_\_\_\_\_  MS/MSD  
 Comments: \_\_\_\_\_  
 Signature: CJC Date: 01/26/26

Project Name: Sauro's Cleanerama  
 Event: 2026 Annual Monitoring  
 Weather: 20-40F, overcast to sunny  
 Landau Rep.: CJC/JOB

Project Number: 0094048.100.109  
 Well ID: RNS-MW6-52.5  
 Sample ID: RNS-MW6-52.5- 20260126  
 Date: 01/26/26 Time: 14:25

## WELL INFORMATION

Screened Interval: Top (ft): \_\_\_\_\_ Bottom (ft): \_\_\_\_\_ Well Secure?  No  Yes Damaged?  No  Yes  
 DTW After Cap Opened (ft): 35.54 Time: 13:52 Describe: \_\_\_\_\_  
 Static DTW (ft): 35.49 Time: 13:54 Flow-Thru Cell Vol.: 240 mL WQM No.: Oly #1  
 Begin Purge (Date/Time): 1/26/2026 14:01 End Purge (Date/Time): 1/26/2026 14:23 Gallons Purged: <4  
 Water Disposal:  55-gal drum  Storage tank  Ground  Other: City of Tacoma Treatment System

## PURGE DATA

Cell shading indicating purge stabilization is for informational purposes only.

Time	Temp (°C)	DO (mg/L)	Cond (µS/cm)	pH (S.U)	ORP (mV)	Turbidity (NTU)	DTW (ft)	Purge Vol ≥1 flow-thru cell vol. (Yes/No)	Comments/ Observations
Stabilization →	± 3%	± 10%	± 3%	± 0.1 units	± 10 mV	± 10%	± 0.00 ft	(Yes/No)	
14:04	14.1	2.09	430	6.81	83.3	overrange	36.00	Y	brown, cloudy, some suspended solids, r
14:07	13.4	0.96	417.2	6.79	86.6	overrange	35.74	Y	brown, cloudy, reduced suspended solid
14:10	12.8	0.70	334.1	6.90	87.2	overrange	36.33	Y	brown, cloudy, reduced suspended solid
14:13	14.5	0.61	430.7	6.77	88.4	overrange	36.07	Y	brown, cloudy, reduced suspended solid
14:16	14.4	0.46	434.1	6.77	89.0	overrange	36.11	Y	brown, cloudy, reduced suspended solid
14:19	14.5	0.45	438.6	6.77	89.0	overrange	36.19	Y	brown, cloudy, reduced suspended solid
14:22	14.6	0.44	440.2	6.77	89.3	overrange	36.32	Y	brown, cloudy, reduced suspended solid
14:25									
14:28									
14:31									

Sample Description (turbidity, color, odor, sheen): brown, cloudy, some suspended solids, no odor, no sheen Fe 2<sup>+</sup> (mg/L): <0.2

## PUMP AND MATERIAL INFORMATION

Collection Method:  Bailer  Pump Type: Waterra/PDB  
 Material:  Stainless Steel  PVC  Teflon  Polyethylene  Other  Dedicated  
 Decon Procedure:  Alconox Wash  Tap Rinse  DI Water  Dedicated  
 Other (describe sequence): \_\_\_\_\_

## CONFIRMATION PARAMETERS (if applicable per Landau Field Manual) Applicable

Time	Temp (°C)	DO (mg/L)	Cond (µS/cm)	pH (S.U)	ORP (mV)	Turbidity (NTU)	DTW (ft)	Comments/Observations

Scheduled Analysis (Circle/Bold Applicable)						Bottle Information	
						Number	Type
Volatiles:	<b>8260</b>	8260 SIM	8021	524	624	3	40 mL VOA
Semivolatiles:	8270	8270 SIM	8011	625			
Petroleum Hydrocarbons:	NWTPH-HCID	NWTPH-Gx	NWTPH-Dx	NWTPH-Dx SGC			
Total/Dissolved Metals:	6010	<b>6020</b>	200.7	200.8	7471	<input checked="" type="checkbox"/> Field Filtered	1 nitric poly
PCBs & Nitroaromatics:	8082	1668	608	8330			
Dioxin-Furans:	1613	<b>8290</b>					
PFAS:	1633	537.1	533	SOP			
Conventionals:	<b>300.0</b>	SM2450C	SM2450D	SM5310C	<b>RSK175</b>	3 1	40 ML VOA   unpres poly
Other:	<b>SM4500</b>	<b>SM5310B</b>				1 3	pres poly   amber VOA

Duplicate or Parent Sample ID: \_\_\_\_\_

MS/MSD

Comments: \_\_\_\_\_

Signature: CJC

Date: 01/26/26