


DATE: March 20, 2026
TO: Luke Lemond, LHG, Washington State Department of Ecology
FROM: Sally Nguyen, GIT, Mike Brady, LHG
SUBJECT: 4Q 2025 MTCA Sampling - AO # DE21624
CC: Ian Sutton, PE, DTG Recycling
Steven Newchurch, REHS, Yakima Health District
PROJECT NUMBER: 553-8472-010
PROJECT NAME: Rocky Top Environmental (Anderson) Limited Purpose Landfill



Introduction

This technical memorandum summarizes the fourth quarter 2025 results of Model Toxics Control Act (MTCA)-related groundwater sampling for Agreed Order (AO) # DE21624 at the Rocky Top Environmental (formerly Anderson) Limited Purpose Landfill (LPL) located at 41 Rocky Top Road in Yakima, Washington (Facility) on behalf of DTG Recycling (DTG).

The Washington State Department of Ecology (Ecology) and Yakima Health District (YHD) have requested DTG sample Shallow Aquifer (SA) monitoring wells for chemicals of potential concern (COPCs) as part of the MTCA investigation Limited Remedial Investigation (RI). COPCs for the MTCA investigation include nitrate, total petroleum hydrocarbons (TPH), volatile organic compounds (VOCs), per- and polyfluoroalkyl substances (PFAS), semi-volatile organic compounds (SVOCs) and carcinogenic polycyclic aromatic hydrocarbons (cPAHs), dioxins and furans, and Environmental Protection Agency (EPA) priority pollutant metals. Washington Administrative Code (WAC) 173-350-500 monitoring for the LPL is being reported separately.

Figure 1 displays the overall location of the Facility and surrounding Group B and domestic drinking water wells. Figure 2 displays the details of the Facility, including the monitoring well locations.

Two new wells (MW-1S and MW-11S) were drilled and constructed at the Facility in the second quarter of 2025 and were added to the MTCA monitoring program starting in the third quarter of 2025 (Parametrix 2025c). Tables 1 through 6 (attached) summarize the MTCA groundwater data collected to date including the fourth quarter of 2025.

Fourth Quarter 2025 Sampling and Analysis

The fourth quarter 2025 MTCA groundwater monitoring was conducted in accordance with the Sampling and Analysis Plan (Parametrix 2025a). Sampling of monitoring wells MW-1S, MW-2S, MW-3S, MW-4S, MW-5S, MW-6S, and MW-11S was completed from December 2 through 4, 2025. Field data sheets are included as Attachment A. A field duplicate sample (MW-13S) was collected at well MW-6S. Routine detection/assessment monitoring was completed concurrently, and the results will be presented in a separate report.

The fourth quarter of 2025 sampling included analysis for nitrate, TPH, VOCs, and PFAS. Dioxins and furans, SVOCs, and cPAHs were discontinued from the MTCA monitoring program because there were no detected concentrations exceeding MTCA criteria in any of the wells for two consecutive events. Priority pollutant metals were initially evaluated in the first quarter of 2025 and were tested again in



well MW-3S along with wells MW-1S and MW-11S in the third quarter of 2025 in accordance with the Limited RI Work Plan (Parametrix 2025b). Concentrations of priority pollutant metals were non-detect or within natural background concentrations, so have been discontinued from the monitoring program.

The samples were submitted to OnSite Environmental (OnSite) while some analyses were also subcontracted from OnSite to ALS Environmental and Anatek. The laboratory reports are included as Attachment B. A data validation technical memorandum was completed by personnel not involved in the sampling effort. The data validation memorandum is included as Attachment C.

The findings are summarized in the attached Tables 1 through 6 that include the cumulative data collected since the MTCA RI began in the third quarter of 2024. Data from the fourth quarter 2025 event are presented in Tables 1 and 2. Tables 3, 4, 5, and 6 summarize data from previous MTCA monitoring events. Attachment D includes the Hazard Index calculations for PFAS presented in Table 2.

Figure 3 displays the historical water levels across the LPL for the entire period of monitoring. Groundwater levels follow the seasonal pattern of precipitation. Figure 4 displays the potentiometric surface within the SA using data for monitoring wells measured during the 2025 fourth quarter event.

Fourth Quarter 2025 Exceedances of Water Quality Criteria

Applicable or Relevant and Appropriate Requirements (ARARs) have been established in the RI Work plan (Parametrix 2025b) as meeting the Maximum Contaminant Level (MCL) or MTCA Cleanup Levels (CULs). The EPA MCLs are currently being used as MTCA CULs for PFAS compounds (Ecology 2024). The following exceedances of the MCL or MTCA CULs for MTCA-related COPCs were identified in the fourth quarter 2025 sampling event:

MW-3S

- Nitrate is above the MCL at 12.4 milligrams per liter (mg/L).
- Perfluorooctanoic acid (PFOA) is above the MTCA CUL at 22 nanograms per liter (ng/L).
- The Hazard Index and running annual Hazard Index for PFAS mixtures are below the MCL of 1 (see Attachment D).

MW-4S

- Conductivity is above the MCL at 1,036 micromhos per centimeter ($\mu\text{mhos/cm}$).
- Nitrate is above the MCL at 70.5 mg/L.
- PFOA is above the MCL and MTCA CUL at 5.8 ng/L.

MW-6S

- Nitrate is above the MCL at 15.4 mg/L.

Nitrate concentrations have remained relatively stable following an increase in the first quarter of 2025 at all three wells (Table 1). It is unclear if this is related to seasonal variability or due to actions undertaken at the LPL under the MTCA AO (placement of additional cover over the fire area) or under the solid waste permit (removal of waste from the temporary fill area). Both actions may be contributing to stabilization of the groundwater plume.

In the third quarter of 2025, MW-1S was identified to have three VOCs including methyl ethyl ketone, acetone, and vinyl chloride (Parametrix 2025c). These were not confirmed in the fourth quarter of 2025 sampling events (events A and B) and are believed to have resulted from residual drilling fluids. Similar detections of TPH were identified in the newly installed wells in 2024 and were absent following full well development. Therefore, TPH and VOCs are not considered to be COPCs related to the groundwater plume.

Results from the two new monitoring wells, MW-1S and MW-11S, indicate that the contamination plume has been delineated within the existing monitoring well network. Very low concentrations of PFAS compounds were detected, all below the MCL and current MTCA cleanup standards (Ecology 2025) and nitrates were either not detected or were below the MCL/MTCA CUL. These results indicate that the northernmost downgradient edge of the plume has been delineated, satisfying a key objective of the Limited RI Work Plan.

Conclusions

PFOA continued to be detected in wells MW-3S and MW-4S at concentrations above MTCA CULs. Nitrate concentrations remain above the MCL in wells MW-3S, MW-4S, and MW-6S. TPH continued to be non-detect or below applicable cleanup criteria.

Monitoring for dioxins and furans, SVOCs, cPAHs, and priority pollutant metals was previously discontinued from the monitoring program. The following changes are recommended for future monitoring events:

- Discontinue TPH from the routine and MTCA groundwater monitoring program as it has historically not been detected in all monitoring wells.
- Reduce VOC sampling to the wells closest to Phase 1: MW-3S, MW-4S, and MW-6S.

References

- Ecology. 2024. Selection of Human Health Toxicity Criteria for PFAS Chemicals, letter dated June 7, 2024, available online at https://fortress.wa.gov/ecy/ezshare/tcp/CLARC/6-7-24_Ecy%20Memo_PFAS%20Tox.pdf.
- Ecology. 2025. Cleanup Levels and Risk Calculations. Revised February 2025.
- Parametrix. 2025a. Groundwater Sampling and Analysis Plan – MTCA Sampling for the DTG Rocky Top Environmental Limited Purpose Landfill, Yakima, Washington. Prepared for DTG Recycling by Parametrix, Seattle, Washington.
- Parametrix. 2025b. Limited Remedial Investigation Work Plan Rocky Top Environmental Limited Purpose Landfill. Prepared for DTG Recycling by Parametrix, Seattle, Washington.
- Parametrix. 2025c. 3Q 2025 MTCA Sampling - AO # DE21624, Rocky Top Environmental (Anderson) Limited Purpose Landfill. Prepared for DTG Recycling by Parametrix, Seattle, Washington
- Parametrix 2025d. MW-1S and MW-11S Drilling and Construction, Rocky Top Environmental Limited Purpose Landfill. Technical Memorandum prepared for DTG Recycling by Parametrix, Seattle, Washington

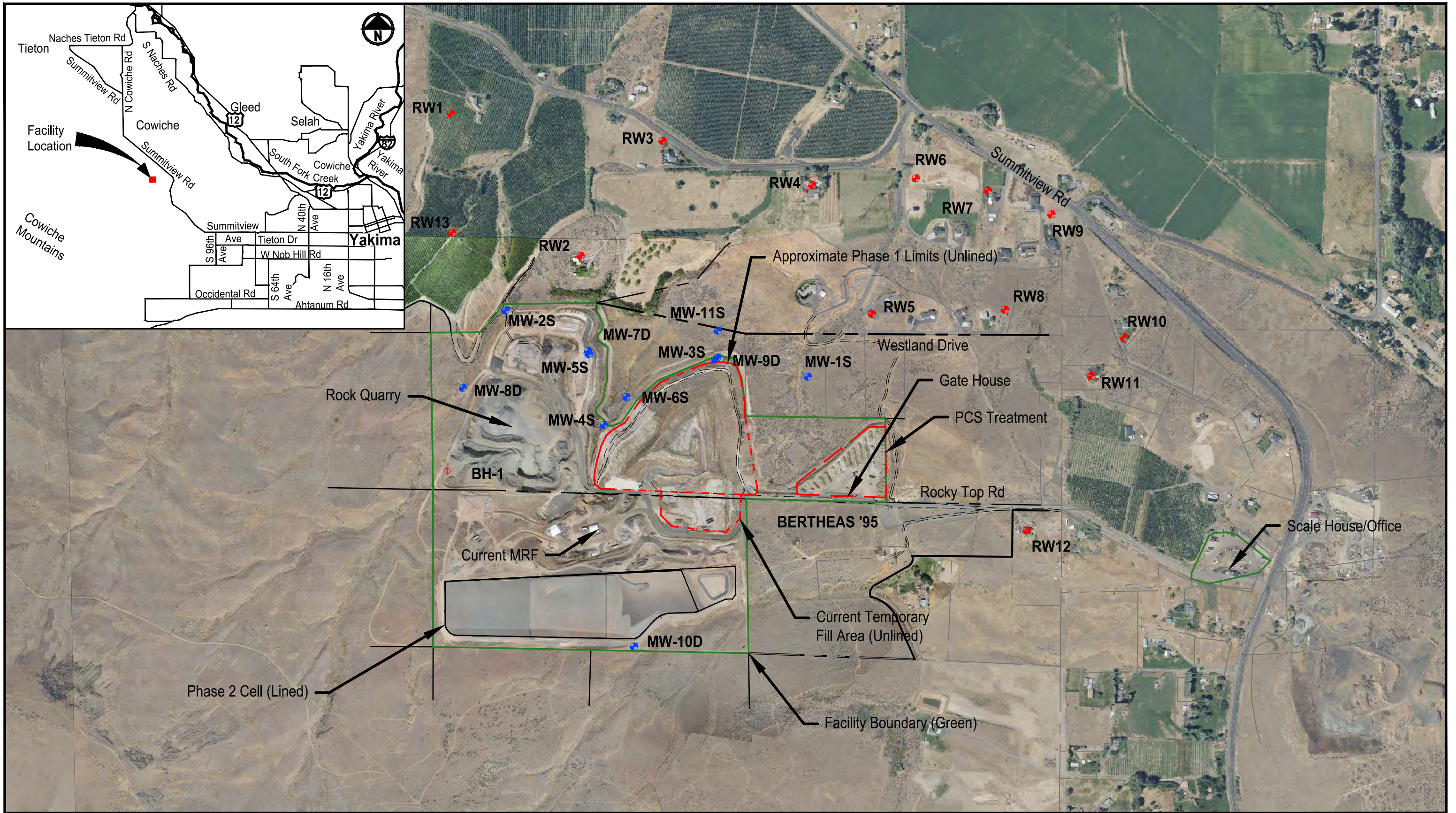
Figures

Figure 1. Facility Vicinity Map

Figure 2. Well Location Map

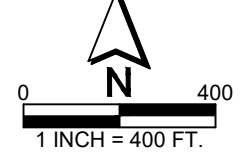
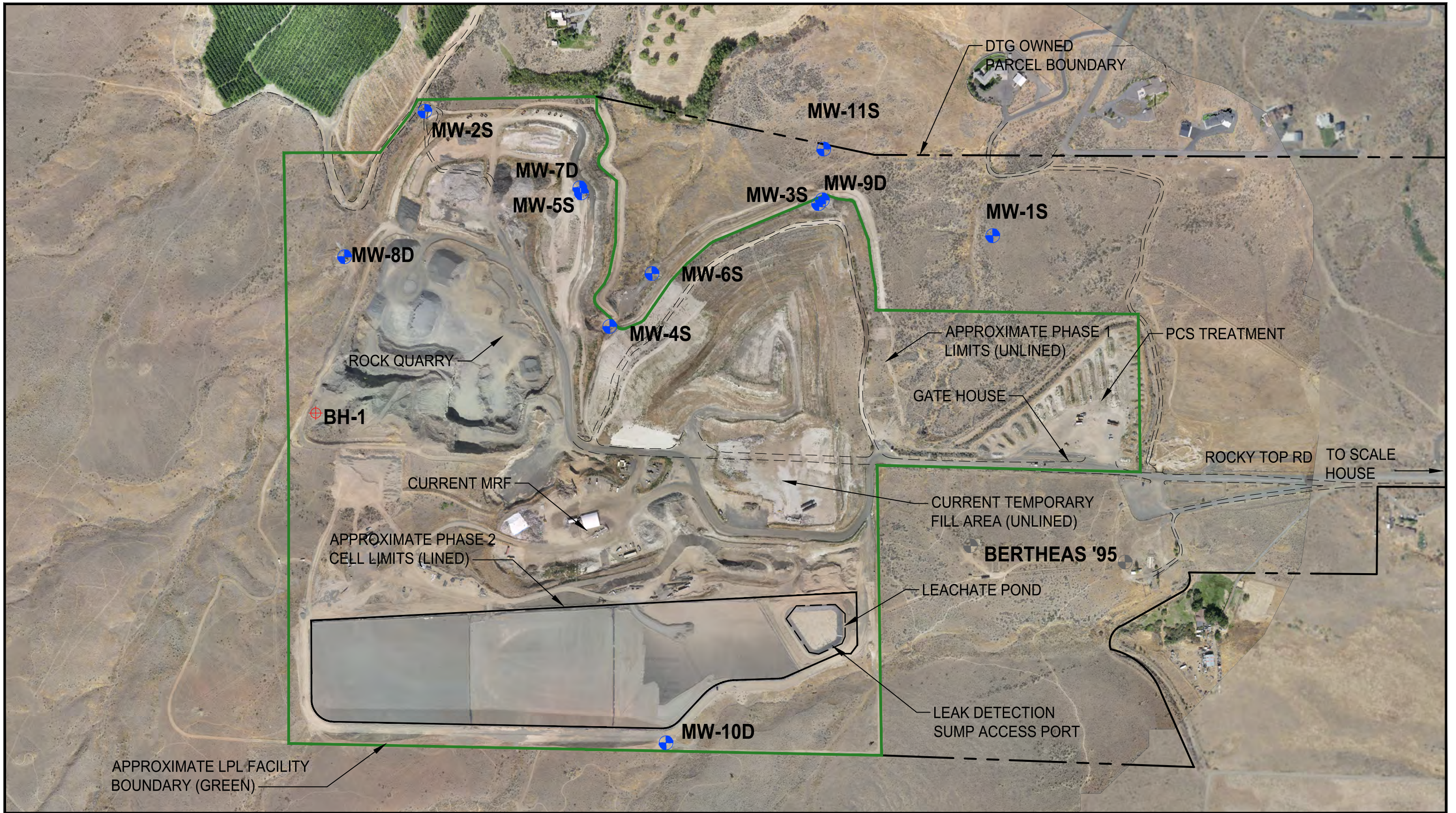
Figure 3. Water Level Summary

Figure 4. Fourth Quarter 2025 Shallow Aquifer Potentiometric Surface



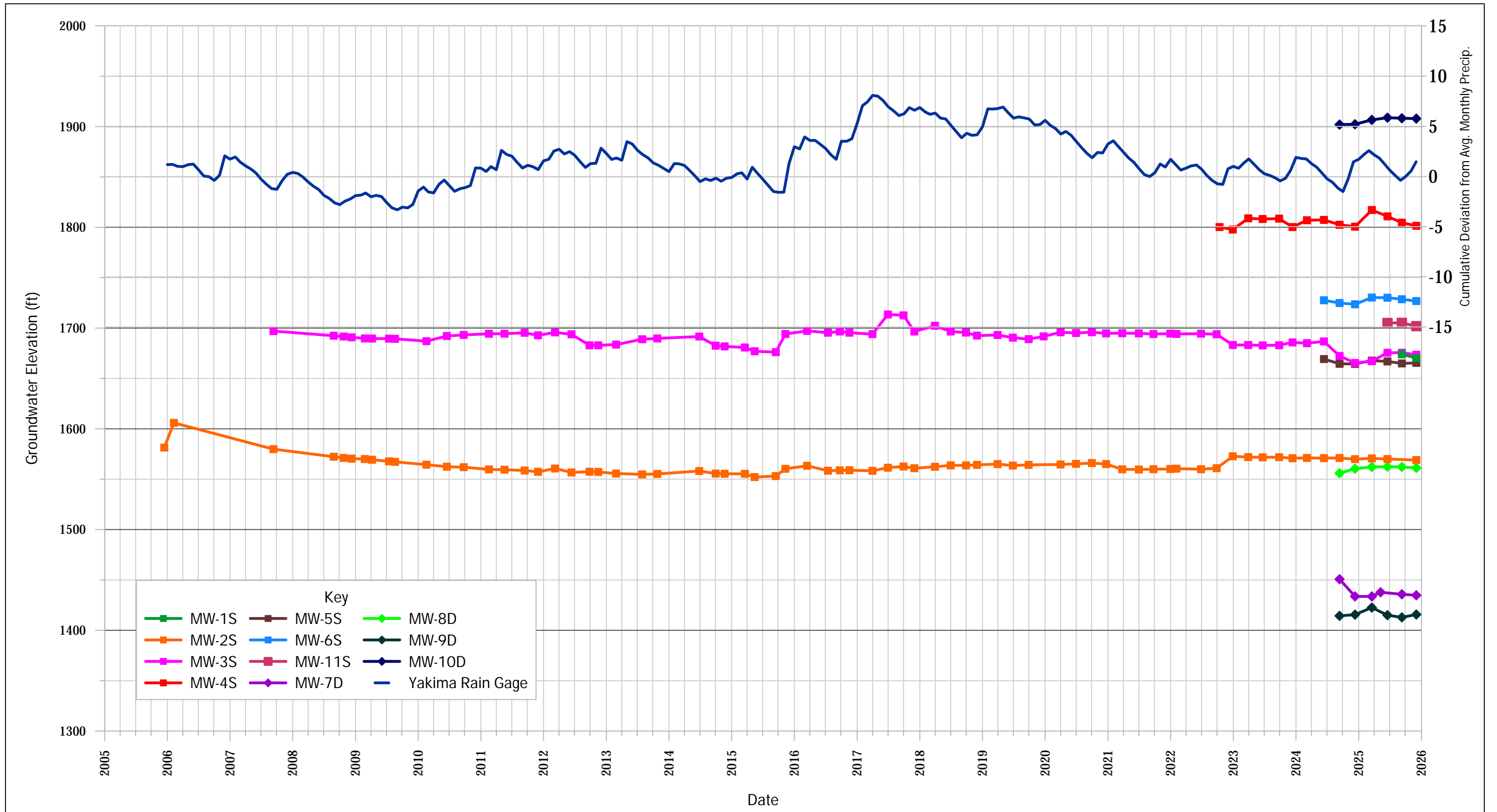
- Monitoring Well
- Domestic Well
- ⊕ Borehole
- Decommissioned Well

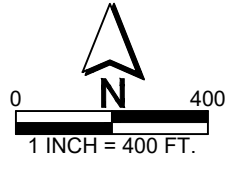
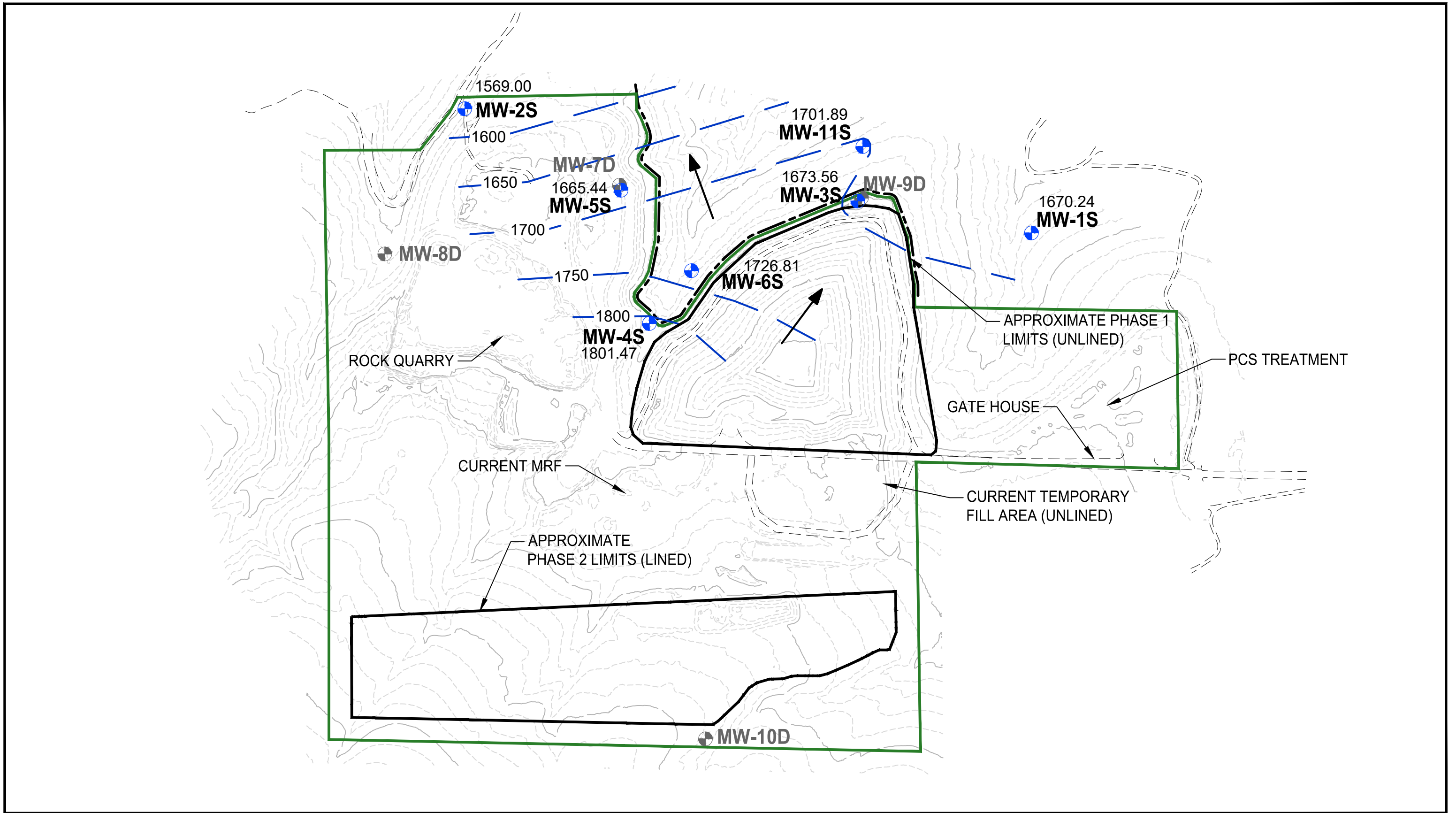
Figure 1
Facility Vicinity Map
Rocky Top Environmental Limited Purpose Landfill



- + Monitoring Well
- + Borehole
- + Decommissioned Well

Figure 2
Well Location Map
Rocky Top Environmental Limited Purpose Landfill





- 1817.19 ● Monitoring Well with Water Level Elevation in feet measured on December 2, 2025
- Monitoring Well not used in contours
- Approximate Groundwater flow direction
- 1700 - Groundwater Elevation Contour (ft)
- LPL Facility Boundary

Figure 4
Fourth Quarter 2025
Shallow Aquifer Potentiometric Surface
Rocky Top Environmental Limited Purpose Landfill

Tables

Table 1. Field Parameters, Nitrate, Petroleum Hydrocarbons, and Volatile Organic Compounds (VOCs) Results

Table 2. Per- and Poly-fluoroalkyl Substances (PFAS) Results

Table 3. Dioxin and Furan Results

Table 4. Semi-Volatile Organic Compounds (SVOCs) Results

Table 5. Carcinogenic Polycyclic Aromatic Hydrocarbons (cPAHs) Results

Table 6. EPA Priority Pollutant Metals Results

Table 1. Field Parameters, Nitrate, Petroleum Hydrocarbons, and Volatile Organic Compounds (VOCs) Results, Rocky Top Environmental Limited Purpose Landfill

Analyte	Units	MCL	MTCA Method A	MTCA Method B Cancer	MTCA Method B Non-Cancer	MW-6S								MW-11S		Trip Blank							
						9/11/2024	12/12/2024	MW-13S (Dup) 12/12/2024	4/1/2025	MW-13S (Dup) 4/1/2025	6/18/2025	9/10/2025	12/3/2025	MW-13S (Dup) 12/3/2025	9/10/2025	12/2/2025	6/13/2024	9/12/2024	12/11/2024	3/31/2025	6/17/2025	9/9/2025	12/2/2025
Field Data																							
pH						8.25	8.38 R	--	7.51	--	7.02	9.27 R	7.37	--	9.37 R	7.74	--	--	--	--	--	--	
Conductivity	µmhos/cm	700 **				501	504	--	389	--	591	617 C	622	--	271 C	270.2	--	--	--	--	--	--	
Temperature	C					13.3	11.5	--	12.36	--	13.2	14.1	12.2	--	14.4	13.1	--	--	--	--	--	--	
Redox	mv					-104.2	-194.5	--	165	--	272.7	-32.4 C	172.8	--	-17.0 C	170.8	--	--	--	--	--	--	
Dissolved Oxygen	mg/L					4.06	4.19	--	4.26	--	4.38	3.97	5.92	--	0.44	1.29	--	--	--	--	--	--	
Turbidity	NTU					0.00	1.78	--	0.5	--	2.51	0.33	0.00	--	4.91	0.00	--	--	--	--	--	--	
Inorganic Parameters																							
Nitrate	mg/L-N	10 *			26	9.2	8.6	9.9	11.3	11.6	11.8	12.8	15.4	15.5	0.551	1.26	--	--	--	--	--	--	
Total Dissolve Solids	mg/L	500				170	360	340	390	430	330	330 J	410	440	150	170							
Total Petroleum Hydrocarbons																							
Gasoline Range Organics ^a	µg/L		1000			<100	<100	<100	<100	<100	<100	<100	<100	<100	<100	<100	<100	<100	<100	<100	<100	<100	
TPHDx																							
Diesel Range Organics	µg/L					<200	<210	<220	<200	<210	<200	<240	<240	<240	<200	<200	--	--	--	--	--	--	
Lube Oil Range Organics	µg/L					<200	<210	<220	<200	<210	<200	<240	<240	<240	<200	<200	--	--	--	--	--	--	
Total TPHDx	µg/L		500			<200	<210	<220	<200	<210	<200	<240	<240	<240	<200	<200	--	--	--	--	--	--	
Volatile Organic Compounds																							
Chloromethane	µg/L					<1.3	<1.0	<1.3	<1.0	<1.0	<1.0	<1.0	<1.0	<1.0	<1.0	<1.0	<1.0	<1.4	<1.0	<1.0	<1.0	<1.0	
Vinyl Chloride	µg/L	2 *	0.2	0.029	24	<0.020	<0.020	<0.020	<0.020	<0.020	<0.020	<0.020	<0.020	<0.020	<0.020	<0.020	<0.020	<0.020	<0.020	<0.020	<0.020	<0.020	
Bromomethane	µg/L				11	<1.0	<1.0	<1.0	<1.0	<1.0	<1.0	<1.4	<2.0	<1.0	<1.4	<2.0	<1.0	<1.0	<1.0	<1.0	<1.0	<1.4	
Chloroethane	µg/L					<1.0	<1.0	<1.0	<1.0	<1.0	<1.0	<1.0	<1.0	<1.0	<1.0	<1.0	<1.0	<1.0	<1.0	<1.0	<1.0	<1.0	
CFC-11, Trichlorofluoromethane	µg/L				2400	<0.20	<0.20	<0.20	<0.20	<0.20	<0.20	<0.20	<0.20	<0.20	<0.20	<0.20	<0.20	<0.20	<0.20	<0.20	<0.20	<0.20	
1,1-Dichloroethene	µg/L	7 *			400	<0.20	<0.20	<0.20	<0.20	<0.20	<0.20	<0.20	<0.20	<0.20	<0.20	<0.20	<0.20	<0.20	<0.20	<0.20	<0.20	<0.20	
Acetone	µg/L				7200	<5.0	<5.0	<5.0	<6.7	<5.0	<6.7	<5.0	<5.0	<5.0	<5.0	<5.0	<6.7	<5.0	<5.0	<5.0	<5.0	<5.0	
Methyl Iodide	µg/L					<1.0	<1.0	<1.0	<1.4	<1.0	<1.4	<1.0	<1.0	<1.0	<1.0	<1.0	<1.4	<1.0	<1.0	<1.0	<1.3	<1.0	
Carbon Disulfide	µg/L				800	<0.20	<0.20	<0.20	<0.26	<0.20	<2.6	<0.20	<0.20	<0.20	<0.20	<0.20	<0.26	<0.20	<0.20	<0.20	<0.20	<0.20	
Methylene Chloride	µg/L	5 *	5	5.8	48	<1.0	<1.0	<1.0	<1.0	<1.0	<1.0	<1.0	<1.0	<1.0	<1.0	<1.0	<1.0	<1.0	<1.0	<1.0	<1.0	<1.0	
Acrylonitrile	µg/L			0.081	8	<0.50	<0.50	<0.50	<1.0	<0.50	<1.0	<1.0	<1.0	<1.0	<1.0	<1.0	<1.0	<0.50	<0.50	<0.50	<1.0	<1.0	
Trans-1,2-Dichloroethene	µg/L	100 *			160	<0.20	<0.20	<0.20	<0.20	<0.20	<0.20	<0.20	<0.20	<0.20	<0.20	<0.20	<0.20	<0.20	<0.20	<0.20	<0.20	<0.20	
1,1-Dichloroethane	µg/L			7.7	1600	<0.20	<0.20	<0.20	<0.20	<0.20	<0.20	<0.20	<0.20	<0.20	<0.20	<0.20	<0.20	<0.20	<0.20	<0.20	<0.20	<0.20	
Vinyl Acetate	µg/L				8000	<1.0	<1.0	<1.0	<1.0	<1.0	<1.0	<1.0	<1.0	<1.0	<1.0	<1.0	<1.0	<1.0	<1.0	<1.0	<1.0	<1.0	
cis-1,2-Dichloroethene	µg/L	70 *			16	<0.20	<0.20	<0.20	<0.20	<0.20	<0.20	<0.20	<0.20	<0.20	<0.20	<0.20	<0.20	<0.20	<0.20	<0.20	<0.20	<0.20	
2-Butanone	µg/L				4800	<5.0	<5.0	<5.0	<5.0	<5.0	<5.0	<5.0	<5.0	<5.0	<5.0	<5.0	<5.0	<5.0	<5.0	<5.0	<5.0	<5.0	
Bromochloromethane	µg/L					<0.20	<0.20	<0.20	<0.20	<0.20	<0.20	<0.20	<0.20	<0.20	<0.20	<0.20	<0.20	<0.20	<0.20	<0.20	<0.20	<0.20	
Chloroform	µg/L	80 * THM		1.4	80	<0.20	<0.20	<0.20	<0.20	<0.20	<0.20	<0.20	<0.20	<0.20	<0.20	<0.20	<0.20	<0.20	<0.20	<0.20	<0.20	<0.20	
1,1,1-Trichloroethane	µg/L	200 *	200		16000	<0.20	<0.20	<0.20	<0.20	<0.20	<0.20	<0.20	<0.20	<0.20	<0.20	<0.20	<0.20	<0.20	<0.20	<0.20	<0.20	<0.20	
Carbon Tetrachloride	µg/L	5 *		0.63	32	<0.20	<0.20	<0.20	<0.20	<0.20	<0.20	<0.20	<0.20	<0.20	<0.20	<0.20	<0.20	<0.20	<0.20	<0.20	<0.20	<0.20	
Benzene	µg/L	5 *	5	0.8	32	<0.20	<0.20	<0.20	<0.20	<0.20	<0.20	<0.20	<0.20	<0.20	<0.20	<0.20	<0.20	<0.20	<0.20	<0.20	<0.20	<0.20	
1,2-Dichloroethane	µg/L	5 *	5	0.48	48	<0.20	<0.20	<0.20	<0.20	<0.20	<0.20	<0.20	<0.20	<0.20	<0.20	<0.20	<0.20	<0.20	<0.20	<0.20	<0.20	<0.20	
Trichloroethene	µg/L	5 *	5	0.54	4	<0.20	<0.20	<0.20	<0.20	<0.20	<0.20	<0.20	<0.20	<0.20	<0.20	<0.20	<0.20	<0.20	<0.20	<0.20	<0.20	<0.20	
1,2-Dichloropropane	µg/L	5 *		1.2	320	<0.20	<0.20	<0.20	<0.20	<0.20	<0.20	<0.20	<0.20	<0.20	<0.20	<0.20	<0.20	<0.20	<0.20	<0.20	<0.20	<0.20	
Dibromomethane	µg/L					<0.20	<0.20	<0.20	<0.20	<0.20	<0.20	<0.20	<0.20	<0.20	<0.20	<0.20	<0.20	<0.20	<0.20	<0.20	<0.20	<0.20	
Dichlorobromomethane	µg/L	80 * THM		0.71	160	<0.20	<0.20	<0.20	<0.20	<0.20	<0.20	<0.20	<0.20	<0.20	<0.20	<0.20	<0.20	<0.20	<0.20	<0.20	<0.20	<0.20	
cis-1,3-Dichloropropene	µg/L			0.44	240	<0.20	<0.20	<0.20	<0.20	<0.20	<0.20	<0.20	<0.20	<0.20	<0.20	<0.20	<0.20	<0.20	<0.20	<0.20	<0.20	<0.20	
4-methyl-2-pentanone	µg/L				640	<2.0	<2.0	<2.0	<2.0	<2.0	<2.0	<2.7	<2.0	<2.0	<2.7	<2.0	<2.0	<2.0	<2.0	<2.0	<2.0	<2.7	
Toluene	µg/L	1000 *	1000		640	<1.0	<1.0	<1.0	<1.0	<1.0	<1.0	<1.0	<1.0	<1.0	<1.0	<1.0	<1.0	<1.0	<1.0	<1.0	<1.0	<1.0	
Trans-1,3-Dichloropropene	µg/L			0.44	240	<0.20	<0.20	<0.20	<0.20	<0.20	<0.20	<0.20	<0.20	<0.20	<0.20	<0.20	<0.20	<0.20	<0.20	<0.20	<0.20	<0.20	
1,1,2-Trichloroethane	µg/L	5 *		0.77	32	<0.20	<0.20	<0.20	<0.20	<0.20	<0.20	<0.20	<0.20	<0.20	<0.20	<0.20	<0.20	<0.20	<0.20	<0.20	<0.20	<0.20	
Tetrachloroethene	µg/L	5 *	5	21	48	<0.20	<0.20	<0.20	<0.20	<0.20	<0.20	<0.20	<0.20	<0.20	<0.20	<0.20	<0.20	<0.20	<0.20	<0.20	<0.20	<0.20	
2-Hexanone	µg/L				40	<2.0	<2.0	<2.0	<2.0	<2.0	<2.0	<2.6	<2.0	<2.0	<2.6	<2.0	<2.0	<2.0	<2.0	<2.0	<2.0	<2.6	
Dibromochloromethane	µg/L	80 * THM		0.52	160	<0.20	<0.20	<0.20	<0.20	<0.20	<0.20	<0.20	<0.20	<0.20	<0.20	<0.20	<0.20	<0.20	<0.20	<0.20	<0.20	<0.20	
1,2-Dibromoethane (EDB)	µg/L	0.05 *	0.01	0.022	72	<0.020	<0.020	<0.020	<0.020	<0.020	<0.020	<0.020	<0.020	<0.020	<0.020	<0.020	<0.020	<0.020	<0.020	<0.020	<0.020	<0.020	
Chlorobenzene	µg/L	100 *			160	<0.20	<0.20	<0.20	<0.20	<0.20	<0.20	<0.20	<0.20	<0.20	<0.20	<0.20	<0.20	<0.20	<0.20	<0.20	<0.20	<0.20	
1,1,1,2-Tetrachloroethane	µg/L			1.7	240	<0.20	<0.20	<0.20	<0.20														

Table 1. Field Parameters, Nitrate, Petroleum Hydrocarbons, and Volatile Organic Compounds (VOCs) Results, Rocky Top Environmental Limited Purpose Landfill

Analyte	Units	MCL	MTCA Method A	MTCA Method B Cancer	MTCA Method B Non-Cancer	MW-1S		MW-2S				MW-3S							
						9/10/2025	12/4/2025	9/12/2024	12/11/2024	4/1/2025	6/17/2025	9/9/2025	12/3/2025	9/12/2024	12/11/2024	3/31/2025	6/18/2025	MW-13S (Dup) 6/18/2025	9/10/2025
Volatile Organic Compounds (cont.)																			
1,2,3-Trichloropropane	µg/L			0.00038	32	<0.20	<0.20	<0.20	<0.27	<0.20	<0.20	<0.20	<0.20	<0.20	<0.27	<0.20	<0.20	<0.20	<0.20
trans-1,4-Dichloro-2-butene	µg/L					<1.0	<1.0	<0.50	<0.50	<0.50	<1.0	<1.0	<1.0	<0.50	<0.50	<0.50	<1.0	<1.0	<1.0
1,4-Dichlorobenzene	µg/L	75 *		8.1	560	<0.20	<0.20	<0.20	<0.20	<0.20	<0.20	<0.20	<0.20	<0.20	<0.20	<0.20	<0.20	<0.20	<0.20
1,2-Dichlorobenzene	µg/L	600 *			720	<0.20	<0.20	<0.20	<0.20	<0.20	<0.20	<0.20	<0.20	<0.20	<0.20	<0.20	<0.20	<0.20	<0.20
1,2-Dibromo-3-chloropropane	µg/L	0.2 *		0.014	1.6	<1.0	<1.0	<1.0	<1.0	<1.0	<1.0	<1.0	<1.0	<1.0	<1.0	<1.0	<1.0	<1.0	<1.0
Naphthalene	µg/L		160		160	<1.0	<1.0	<1.0	<1.0	<1.0	<1.0	<1.0	<1.0	<1.0	<1.0	<1.0	<1.0	<1.0	<1.0

Table 1. Field Parameters, Nitrate, Petroleum Hydrocarbons, and Volatile Organic Compounds (VOCs) Results, Rocky Top Environmental Limited Purpose Landfill

Analyte	Units	MCL	MTCA Method A	MTCA Method B Cancer	MTCA Method B Non-Cancer	MW-4S							MW-5S							
						MW-13S (Dup)							MW-13S (Dup)							
						9/11/2024	12/12/2024	4/1/2025	6/18/2025	9/10/2025	9/10/2025	12/3/2025	9/11/2024	9/11/2024	12/11/2024	3/31/2025	6/17/2025	9/9/2025	12/2/2025	
Volatile Organic Compounds (cont.)																				
1,2,3-Trichloropropane	µg/L			0.00038	32	<0.20	<0.27	<0.20	<0.20	<0.20	<0.20	<0.20	<0.20	<0.20	<0.27	<0.20	<0.20	<0.20	<0.20	<0.20
trans-1,4-Dichloro-2-butene	µg/L					<0.50	<0.50	<0.50	<1.0	<1.0	<1.0	<1.0	<0.50	<0.50	<0.50	<1.0	<1.0	<1.0	<1.0	<1.0
1,4-Dichlorobenzene	µg/L	75 *		8.1	560	<0.20	<0.20	<0.20	<0.20	<0.20	<0.20	<0.20	<0.20	<0.20	<0.20	<0.20	<0.20	<0.20	<0.20	<0.20
1,2-Dichlorobenzene	µg/L	600 *			720	<0.20	<0.20	<0.20	<0.20	<0.20	<0.20	<0.20	<0.20	<0.20	<0.20	<0.20	<0.20	<0.20	<0.20	<0.20
1,2-Dibromo-3-chloropropane	µg/L	0.2 *		0.014	1.6	<1.0	<1.0	<1.0	<1.0	<1.0	<1.0	<1.0	<1.0	<1.0	<1.0	<1.0	<1.0	<1.0	<1.0	<1.0
Naphthalene	µg/L		160		160	<1.0	<1.0	<1.0	<1.0	<1.0	<1.0	<1.0	<1.0	<1.0	<1.0	<1.0	<1.0	<1.0	<1.0	<1.0

Table 1. Field Parameters, Nitrate, Petroleum Hydrocarbons, and Volatile Organic Compounds (VOCs) Results, Rocky Top Environmental Limited Purpose Landfill

Analyte	Units	MCL	MTCA Method A	MTCA Method B Cancer	MTCA Method B Non-Cancer	MW-6S						MW-11S		Trip Blank							
						9/11/2024	12/12/2024	MW-13S (Dup) 12/12/2024	MW-13S (Dup) 4/1/2025	MW-13S (Dup) 4/1/2025	6/18/2025	9/10/2025	MW-13S (Dup) 12/3/2025	MW-13S (Dup) 12/3/2025	9/10/2025	12/2/2025	6/13/2024	9/12/2024	12/11/2024	3/31/2025	6/17/2025
Volatile Organic Compounds (cont.)																					
1,2,3-Trichloropropane	µg/L			0.00038	32	<0.20	<0.27	<0.20	<0.20	<0.20	<0.20	<0.20	<0.20	<0.20	<0.20	<0.20	<0.20	<0.27	<0.27	<0.20	<0.20
trans-1,4-Dichloro-2-butene	µg/L					<0.50	<0.50	<0.50	<1.0	<0.50	<1.0	<1.0	<1.0	<1.0	<1.0	<1.0	<1.0	<0.50	<0.50	<1.0	<1.0
1,4-Dichlorobenzene	µg/L	75 *		8.1	560	<0.20	<0.20	<0.20	<0.20	<0.20	<0.20	<0.20	<0.20	<0.20	<0.20	<0.20	<0.20	<0.20	<0.20	<0.20	<0.20
1,2-Dichlorobenzene	µg/L	600 *			720	<0.20	<0.20	<0.20	<0.20	<0.20	<0.20	<0.20	<0.20	<0.20	<0.20	<0.20	<0.20	<0.20	<0.20	<0.20	<0.20
1,2-Dibromo-3-chloropropane	µg/L	0.2 *		0.014	1.6	<1.0	<1.0	<1.0	<1.0	<1.0	<1.0	<1.0	<1.0	<1.0	<1.0	<1.0	<1.0	<1.0	<1.0	<1.0	<1.0
Naphthalene	µg/L		160		160	<1.0	<1.0	<1.0	<1.0	<1.0	<1.0	<1.0	<1.0	<1.0	<1.0	<1.0	<1.0	<1.0	<1.0	<1.0	<1.0

Notes:

- MCL = Maximum Contaminant Level, State Drinking Water Regulations (Chapter 246-290 WAC)
- MTCA = Model Toxics Control Act (Chapter 173-340 WAC)
 - ^a = Gasoline with no benzene present
 - * = Primary
 - ** = Secondary
 - *** = Carcinogen
- *THM = Primary MCL for the sum of all trihalomethanes
- *XYL = Primary MCL for the sum of all xylenes
- BOLD** = Exceeds MCL or MTCA cleanup level
- < = Not detected
- = Not analyzed
- C = Estimated value due to meter calibration error
- H = Holding time exceeded
- R = Rejected due to field meter calibration error

Table 2. Per- and Poly-fluoroalkyl Substances (PFAS) Results, Rocky Top Environmental Limited Purpose Landfill

Analyte	Units	Cleanup Level			MW-1S		MW-2S						MW-3S						
		MTCA B Non-Cancer	MTCA B Cancer	MCL	9/10/2025	12/4/2025	9/12/2024	12/11/2024	4/1/2025	6/17/2025	9/9/2025	12/3/2025	9/12/2024	12/11/2024	3/31/2025	MS-13S (Dup)		9/10/2025	12/3/2025
																6/18/2025	6/18/2025		
Perfluoroalkyl Sulfonic Acids (PFASs)																			
Perfluorobutane sulfonic acid (PFBS)	ng/L	4800			<1.8	<1.9	<4.5	<5.3	<4.4	<1.8	<1.9	<2.0	13	8.1	9.6	12	12	11	10
Perfluoropentane sulfonic acid (PFPeS)	ng/L				<1.8	<1.9	<4.5	<5.3	<4.4	<1.8	<1.9	<2.0	<4.7	<5.4	1.8 J	3.2	2.8	2.8	2.3
Perfluorohexane sulfonic acid (PFHxS)	ng/L	0.0064		10	<1.8	<1.9	<4.5	<5.3	<4.4	<1.8	<1.9	<2.0	6.7	<5.4	3.9 J	7.6	7.2	6.5	5.3
Perfluoroheptane sulfonic acid (PFHpS)	ng/L				<1.8	<1.9	<4.5	<5.3	<4.4	<1.8	<1.9	<2.0	<4.7	<5.4	<4.3	<1.8	<1.8	<1.8	<1.9
Perfluorooctane sulfonic acid (PFOS)	ng/L	1.6	2.2	4.0	<1.8	<1.9	<4.5	<5.3	<4.4	<1.8	<1.9	<2.0	<4.7	<5.4	2.5 J	4.0	3.3	3.8	3.2
Perfluorononane sulfonic acid (PFNS)	ng/L				<1.8	<1.9	<4.5	<5.3	<4.4	<1.8	<1.9	<2.0	<4.7	<5.4	<4.3	<1.8	<1.8	<1.8	<1.9
Perfluorodecane sulfonic acid (PFDS)	ng/L				<1.8	<1.9	<4.5	<5.3	<4.4	<1.8	<1.9	<2.0	<4.7	<5.4	<4.3	<1.8	<1.8	<1.8	<1.9
Perfluorododecane sulfonic acid (PFDoS)	ng/L				<1.8	<1.9	<4.5	<5.3	<4.4	<1.8	<1.9	<2.0	<4.7	<5.4	<4.3	<1.8	<1.8	<1.8	<1.9
Perfluoroalkyl Carboxylic Acids (PFCAs)																			
Perfluorobutanoic acid (PFBA)	ng/L	8000			<2.0	<2.0	<4.5	<5.3	<4.4	<2.0	<2.0	<2.0	33	31	27	84	78	87	61
Perfluoropentanoic acid (PFPeA)	ng/L				0.79 J	<1.9	<4.5	<5.3	<4.4	<1.8	<1.9	<2.0	74	49	42	87	82	79	56
Perfluorohexanoic acid (PFHxA)	ng/L	8000			0.65 J	<1.9	<4.5	<5.3	<4.4	<1.8	<1.9	<2.0	43	34	25	62	57	54	38
Perfluoroheptanoic acid (PFHpA)	ng/L				<1.8	<1.9	<4.5	<5.3	<4.4	<1.8	<1.9	<2.0	25	17	13	31	29	27	18
Perfluorooctanoic acid (PFOA)	ng/L	0.48	0.003	4.0	0.68 J	<1.9	<4.5	<5.3	<4.4	<1.8	<1.9	<2.0	29	21	15	34	33	35	22
Perfluorononanoic acid (PFNA)	ng/L	40		10	<1.8	<1.9	<4.5	<5.3	<4.4	<1.8	<1.9	<2.0	<4.7	<5.4	<4.3	0.65 J	0.64 J	1.1 J	0.79 J
Perfluorodecanoic acid (PFDA)	ng/L	0.032			<1.8	<1.9	<4.5	<5.3	<4.4	<1.8	<1.9	<2.0	<4.7	<5.4	<4.3	<1.8	<1.8	<1.8	<1.9
Perfluoroundecanoic acid (PFUnDA)	ng/L				<1.8	<1.9	<4.5	<5.3	<4.4	<1.8	<1.9	<2.0	<4.7	<5.4	<4.3	<1.8	<1.8	<1.8	<1.9
Perfluorododecanoic acid (PFDOA)	ng/L				<1.8	<1.9	<4.5	<5.3	<4.4	<1.8	<1.9	<2.0	<4.7	<5.4	<4.3	<1.8	<1.8	<1.8	<1.9
Perfluorotridecanoic acid (PFTrDA)	ng/L				<1.8	<1.9	<4.5	<5.3	<4.4	<1.8	<1.9	<2.0	<4.7	<5.4	<4.3	<1.8	<1.8	<1.8	<1.9
Perfluorotetradecanoic acid (PFTDA)	ng/L				<1.8	<1.9	<4.5	<5.3	<4.4	<1.8	<1.9	<2.0	<4.7	<5.4	<4.3	<1.8	<1.8	<1.8	<1.9
Perfluoroalkyl Sulfonamido Substances																			
Perfluorooctane sulfonamide (PFOSAm)	ng/L				0.85 J	2.9	<4.5	<5.3	<4.4	<1.8	0.83 J	<2.0	<4.7	<5.4	<4.3	<1.8	<1.8	<1.8	<1.9
N-Methylperfluorooctane sulfonamide (MeFOSA)	ng/L				<1.8	<1.9	<4.5	<5.3	<4.4	<1.8	<1.9	<2.0	<4.7	<5.4	<4.3	<1.8	<1.8	<1.8	<1.9
N-Ethylperfluorooctane sulfonamide (EtFOSAm)	ng/L				<1.8	<1.9	<4.5	<5.3	<4.4	<1.8	<1.9	<2.0	<4.7	<5.4	<4.3	<1.8	<1.8	<1.8	<1.9
N-Methylperfluorooctane sulfonamido ethanol (MeFOSE)	ng/L				<1.8	<1.9	<4.5	<5.3	<4.4	<1.8	<1.9	<2.0	<4.7	<5.4	<4.3	<1.8	<1.8	<1.8	<1.9
N-Ethylperfluorooctane sulfonamido ethanol (EtFOSE)	ng/L				<1.8	<1.9	<4.5	<5.3	<4.4	<1.8	<1.9	<2.0	<4.7	<5.4	<4.3	<1.8	<1.8	<1.8	<1.9
N-Methylperfluorooctane sulfonamido acetic acid (NMeFOSAA)	ng/L				<1.8	<1.9	<4.5	<5.3	<4.4	<1.8	<1.9	<2.0	<4.7	<5.4	<4.3	<1.8	<1.8	<1.8	<1.9
N-Ethylperfluorooctane sulfonamido acetic acid (NEtFOSAA)	ng/L				<1.8	<1.9	<4.5	<5.3	<4.4	<1.8	<1.9	<2.0	<4.7	<5.4	<4.3	<1.8	<1.8	<1.8	<1.9
Fluorotelomer Sulfonic Acids (FTSAs)																			
1H, 1H, 2H, 2H-Perfluorohexanesulfonic acid (4:2 FTS)	ng/L				<1.8	<1.9	<4.5	<5.3	<4.4	<1.8	<1.9	<2.0	<4.7	<5.4	<4.3	<1.8	<1.8	<1.8	<1.9
1H, 1H, 2H, 2H-Perfluorooctanesulfonic acid (6:2 FTS)	ng/L	3200			<1.8	<1.9	<4.5	<5.3	<4.4	<1.8	<1.9	<2.0	<4.7	<5.4	<4.3	<1.8	<1.8	<1.8	<1.9
1H, 1H, 2H, 2H-Perfluorodecanesulfonic acid (8:2 FTS)	ng/L				<1.8	<1.9	<4.5	<5.3	<4.4	<1.8	<1.9	<2.0	<4.7	<5.4	<4.3	<1.8	<1.8	<1.8	<1.9
Fluorotelomer Carboxylic Acids (FTCAs)																			
4,4,5,5,6,6,6-Heptafluorohexanoic acid (3:3 FTCA)	ng/L				<18	<19	<180	<210	<170	<18	<19	<20	<190	<220	<170	<18	<18	<18	<19
2H,2H,3H,3H-Perfluorooctanoic acid (5:3 FTCA)	ng/L				<18	<19	<180	<210	<170	<18	<19	<20	<190	<220	<170	<18	<18	<18	<19
2H,2H,3H,3H-Perfluorodecanoic acid (7:3 FTCA)	ng/L				<18	<19	<180	<210	<170	<18	<19	<20	<190	<220	<170	<18	<18	<18	<19
Perfluoroalkyl Ether Sulfonic Acids (PFESAs)																			
Perfluoro(2-ethoxyethane) sulfonic acid (PFEEESA)	ng/L				<1.8	<1.9	<4.5	<5.3	<4.4	<1.8	<1.9	<2.0	<4.7	<5.4	<4.3	<1.8	<1.8	<1.8	<1.9
9-Chlorohexadecafluoro-3-oxanonane-1-sulfonic acid (9-CI-PF30NS)	ng/L				<1.8	<1.9	<4.5	<5.3	<4.4	<1.8	<1.9	<2.0	<4.7	<5.4	<4.3	<1.8	<1.8	<1.8	<1.9
11-Chloroeicosafluoro-3-oxaundecane-1-sulfonic acid (11-CI-PF30UdS)	ng/L				<1.8	<1.9	<4.5	<5.3	<4.4	<1.8	<1.9	<2.0	<4.7	<5.4	<4.3	<1.8	<1.8	<1.8	<1.9
Perfluoroalkyl Ether Carboxylic Acids (PFECAs)																			
Perfluoro-3-methoxypropanoic acid (PFMPA)	ng/L				<1.8	<1.9	<4.5	<5.3	<4.4	<1.8	<1.9	<2.0	<4.7	<5.4	<4.3	<1.8	<1.8	<1.8	<1.9
Perfluoro-4-methoxybutanoic acid (PFMBA)	ng/L				<1.8	<1.9	<4.5	<5.3	<4.4	<1.8	<1.9	<2.0	<4.7	<5.4	<4.3	<1.8	<1.8	<1.8	<1.9
Hexafluoropropyleneoxide dimer acid (HFPO-DA) (GenX)	ng/L	24		10	<1.8	<1.9	<4.5	<5.3	<4.4	<1.8	<1.9	<2.0	<4.7	<5.4	<4.3	<1.8	<1.8	<1.8	<1.9
Nonafluoro-3,6-dioxahexanoic acid (NFDHA)	ng/L				<1.8	<1.9	<4.5	<5.3	<4.4	<1.8	<1.9	<2.0	<4.7	<5.4	<4.3	<1.8	<1.8	<1.8	<1.9
4,8-Dioxa-3H-perfluorononanoic acid (DONA)	ng/L				<1.8	<1.9	<4.5	<5.3	<4.4	<1.8	<1.9	<2.0	<4.7	<5.4	<4.3	<1.8	<1.8	<1.8	<1.9
MCL Hazard Index for Mixtures of HFPO-DA, PFBS, PFHxS, and PFNA																			
Hazard Index	unitless				0.0	0.0	0.0	0.0	0.0	0.0	0.0	0.0	0.7	0.3	0.4	0.8	--	0.8	0.6
Running Annual Average Hazard Index (2025)	unitless			1	0.0		--	--		0.0		--	--		0.7				

Table 2. Per- and Poly-fluoroalkyl Substances (PFAS) Results, Rocky Top Environmental Limited Purpose Landfill

Analyte	Units	Cleanup Level			MW-4S							MW-5S						
		MTCA B Non-Cancer	MTCA B Cancer	MCL	9/12/2024	12/12/2024	4/1/2025	6/18/2025	9/10/2025	MW-13S (Dup) 9/10/2025	12/3/2025	9/12/2024	MW-13S (Dup) 9/12/2024	12/11/2024	3/31/2025	6/17/2025	9/9/2025	12/2/2025
Perfluoroalkyl Sulfonic Acids (PFASs)																		
Perfluorobutane sulfonic acid (PFBS)	ng/L	4800			4.8	<5.3	4.2 J	5.4	5.6	5.4	5.0	<4.6	<4.9	<5.3	4.3	<2.1	<2.0	<1.9
Perfluoropentane sulfonic acid (PFPeS)	ng/L				<4.5	<5.3	<4.6	<1.8	<2.1	<1.8	<2.0	<4.6	<4.9	<5.3	<4.3	<2.1	<2.0	<1.9
Perfluorohexane sulfonic acid (PFHxS)	ng/L	0.0064		10	<4.5	<5.3	0.84 J	0.69 J	0.84 J	0.71 J	0.96 J	<4.6	<4.9	<5.3	<4.3	<2.1	<2.0	<1.9
Perfluoroheptane sulfonic acid (PFHpS)	ng/L				<4.5	<5.3	<4.6	<1.8	<2.1	<1.8	<2.0	<4.6	<4.9	<5.3	<4.3	<2.1	<2.0	<1.9
Perfluorooctane sulfonic acid (PFOS)	ng/L	1.6	2.2	4.0	<4.5	<5.3	<4.6	<1.8	<2.1	<1.8	<2.0	<4.6	<4.9	<5.3	<4.3	<2.1	<2.0	<1.9
Perfluorononane sulfonic acid (PFNS)	ng/L				<4.5	<5.3	<4.6	<1.8	<2.1	<1.8	<2.0	<4.6	<4.9	<5.3	<4.3	<2.1	<2.0	<1.9
Perfluorodecane sulfonic acid (PFDS)	ng/L				<4.5	<5.3	<4.6	<1.8	<2.1	<1.8	<2.0	<4.6	<4.9	<5.3	<4.3	<2.1	<2.0	<1.9
Perfluorododecane sulfonic acid (PFDoS)	ng/L				<4.5	<5.3	<4.6	<1.8	<2.1	<1.8	<2.0	<4.6	<4.9	<5.3	<4.3	<2.1	<2.0	<1.9
Perfluoroalkyl Carboxylic Acids (PFCAs)																		
Perfluorobutanoic acid (PFBA)	ng/L	8000			23	17	31	39	39	39	37	<4.6	<4.9	<5.3	47	6.0	4.9	4.5
Perfluoropentanoic acid (PFPeA)	ng/L				21	7.9	25	42	42	41	33	<4.6	<4.9	<5.3	21	3.8	3.0	2.9
Perfluorohexanoic acid (PFHxA)	ng/L	8000			8.6	<5.3	19	32	29	28	25	<4.6	<4.9	<5.3	11	2.6	1.7 J	1.7 J
Perfluoroheptanoic acid (PFHpA)	ng/L				<4.5	<5.3	9.0	17	14	14	13	<4.6	<4.9	<5.3	1.2 J	<2.1	<2.0	<1.9
Perfluorooctanoic acid (PFOA)	ng/L	0.48	0.003	4.0	<4.5	<5.3	3.2 J	6.8	6.3	5.9	5.8	<4.6	<4.9	<5.3	<4.3	<2.1	<2.0	<1.9
Perfluorononanoic acid (PFNA)	ng/L	40		10	<4.5	<5.3	<4.6	<1.8	<2.1	<1.8	<2.0	<4.6	<4.9	<5.3	<4.3	<2.1	<2.0	<1.9
Perfluorodecanoic acid (PFDA)	ng/L	0.032			<4.5	<5.3	<4.6	<1.8	<2.1	<1.8	<2.0	<4.6	<4.9	<5.3	<4.3	<2.1	<2.0	<1.9
Perfluoroundecanoic acid (PFUnDA)	ng/L				<4.5	<5.3	<4.6	<1.8	<2.1	<1.8	<2.0	<4.6	<4.9	<5.3	<4.3	<2.1	<2.0	<1.9
Perfluorododecanoic acid (PFDOA)	ng/L				<4.5	<5.3	<4.6	<1.8	<2.1	<1.8	<2.0	<4.6	<4.9	<5.3	<4.3	<2.1	<2.0	<1.9
Perfluorotridecanoic acid (PFTrDA)	ng/L				<4.5	<5.3	<4.6	<1.8	<2.1	<1.8	<2.0	<4.6	<4.9	<5.3	<4.3	<2.1	<2.0	<1.9
Perfluorotetradecanoic acid (PFTDA)	ng/L				<4.5	<5.3	<4.6	<1.8	<2.1	<1.8	<2.0	<4.6	<4.9	<5.3	<4.3	<2.1	<2.0	<1.9
Perfluoroalkyl Sulfonamido Substances																		
Perfluorooctane sulfonamide (PFOSAm)	ng/L				<4.5	<5.3	<4.6	<1.8	<2.1	<1.8	<2.0	<4.6	<4.9	<5.3	<4.3	1.1 J	0.87 J	0.76 J
N-Methylperfluorooctane sulfonamide (MeFOSA)	ng/L				<4.5	<5.3	<4.6	<1.8	<2.1	<1.8	<2.0	<4.6	<4.9	<5.3	<4.3	<2.1	<2.0	<1.9
N-Ethylperfluorooctane sulfonamide (EtFOSA)	ng/L				<4.5	<5.3	<4.6	<1.8	<2.1	<1.8	<2.0	<4.6	<4.9	<5.3	<4.3	<2.1	<2.0	<1.9
N-Methylperfluorooctane sulfonamido ethanol (MeFOSE)	ng/L				<4.5	<5.3	<4.6	<1.8	<2.1	<1.8	<2.0	<4.6	<4.9	<5.3	<4.3	<2.1	<2.0	<1.9
N-Ethylperfluorooctane sulfonamido ethanol (EtFOSE)	ng/L				<4.5	<5.3	<4.6	<1.8	<2.1	<1.8	<2.0	<4.6	<4.9	<5.3	<4.3	<2.1	<2.0	<1.9
N-Methylperfluorooctane sulfonamido acetic acid (NMeFOSAA)	ng/L				<4.5	<5.3	<4.6	<1.8	<2.1	<1.8	<2.0	<4.6	<4.9	<5.3	<4.3	<2.1	<2.0	<1.9
N-Ethylperfluorooctane sulfonamido acetic acid (NEtFOSAA)	ng/L				<4.5	<5.3	<4.6	<1.8	<2.1	<1.8	<2.0	<4.6	<4.9	<5.3	<4.3	<2.1	<2.0	<1.9
Fluorotelomer Sulfonic Acids (FTSAs)																		
1H, 1H, 2H, 2H-Perfluorohexanesulfonic acid (4:2 FTS)	ng/L				<4.5	<5.3	<4.6	<1.8	<2.1	<1.8	<2.0	<4.6	<4.9	<5.3	<4.3	<2.1	<2.0	<1.9
1H, 1H, 2H, 2H-Perfluorooctanesulfonic acid (6:2 FTS)	ng/L	3200			<4.5	<5.3	<4.6	<1.8	<2.1	<1.8	<2.0	<4.6	<4.9	<5.3	<4.3	<2.1	<2.0	<1.9
1H, 1H, 2H, 2H-Perfluorodecanesulfonic acid (8:2 FTS)	ng/L				<4.5	<5.3	<4.6	<1.8	<2.1	<1.8	<2.0	<4.6	<4.9	<5.3	<4.3	<2.1	<2.0	<1.9
Fluorotelomer Carboxylic Acids (FTCAs)																		
4,4,5,5,6,6,6-Heptafluorohexanoic acid (3:3 FTCA)	ng/L				<180	<210	<190	<18	<21	<18	<20	<190	<190	<210	<170	<21	<20	<19
2H,2H,3H,3H-Perfluorooctanoic acid (5:3 FTCA)	ng/L				<180	<210	<190	<18	<21	<18	<20	<190	<190	<210	<170	<21	<20	<19
2H,2H,3H,3H-Perfluorodecanoic acid (7:3 FTCA)	ng/L				<180	<210	<190	<18	<21	<18	<20	<190	<190	<210	<170	<21	<20	<19
Perfluoroalkyl Ether Sulfonic Acids (PFESAs)																		
Perfluoro(2-ethoxyethane) sulfonic acid (PFEEESA)	ng/L				<4.5	<5.3	<4.6	<1.8	<2.1	<1.8	<2.0	<4.6	<4.9	<5.3	<4.3	<2.1	<2.0	<1.9
9-Chlorohexadecafluoro-3-oxanonane-1-sulfonic acid (9-Cl-PF30NS)	ng/L				<4.5	<5.3	<4.6	<1.8	<2.1	<1.8	<2.0	<4.6	<4.9	<5.3	<4.3	<2.1	<2.0	<1.9
11-Chloroeicosafluoro-3-oxaundecane-1-sulfonic acid (11-Cl-PF30UdS)	ng/L				<4.5	<5.3	<4.6	<1.8	<2.1	<1.8	<2.0	<4.6	<4.9	<5.3	<4.3	<2.1	<2.0	<1.9
Perfluoroalkyl Ether Carboxylic Acids (PFECAs)																		
Perfluoro-3-methoxypropanoic acid (PFMPA)	ng/L				<4.5	<5.3	<4.6	<1.8	<2.1	<1.8	<2.0	<4.6	<4.9	<5.3	<4.3	<2.1	<2.0	<1.9
Perfluoro-4-methoxybutanoic acid (PFMBA)	ng/L				<4.5	<5.3	<4.6	<1.8	<2.1	<1.8	<2.0	<4.6	<4.9	<5.3	<4.3	<2.1	<2.0	<1.9
Hexafluoropropyleneoxide dimer acid (HFPO-DA) (GenX)	ng/L	24		10	<4.5	<5.3	<4.6	<1.8	<2.1	<1.8	<2.0	<4.6	<4.9	<5.3	<4.3	<2.1	<2.0	<1.9
Nonafluoro-3,6-dioxaheptanoic acid (NFDHA)	ng/L				<4.5	<5.3	<4.6	<1.8	<2.1	<1.8	<2.0	<4.6	<4.9	<5.3	<4.3	<2.1	<2.0	<1.9
4,8-Dioxa-3H-perfluorononanoic acid (DONA)	ng/L				<4.5	<5.3	<4.6	<1.8	<2.1	<1.8	<2.0	<4.6	<4.9	<5.3	<4.3	<2.1	<2.0	<1.9
MCL Hazard Index for Mixtures of HFPO-DA, PFBS, PFHxS, and PFNA																		
Hazard Index	unitless				0.2	0.2	0.09	0.07	0.09	--	0.1	0.0	--	0.0	0.002	0.0	0.0	0.0
Running Annual Average Hazard Index (2025)	unitless			1	--	--			0.1			--	--	--				0.0

Table 2. Per- and Poly-fluoroalkyl Substances (PFAS) Results, Rocky Top Environmental Limited Purpose Landfill

Analyte	Units	Cleanup Level			MW-6S								MW-11S		
		MTCA B Non-Cancer	MTCA B Cancer	MCL	9/12/2024	12/12/2024	MS-13S (Dup) 12/12/2024	4/1/2025	MS-13S (Dup) 4/1/2025	6/18/2025	9/10/2025	12/3/2025	MS-13S (Dup) 12/3/2025	9/10/2025	12/2/2025
Perfluoroalkyl Sulfonic Acids (PFSA)															
Perfluorobutane sulfonic acid (PFBS)	ng/L	4800			6.6	5.1	<4.9	6.3	6.9	7.2	7.2	7.7	7.5	<1.9	<1.9
Perfluoropentane sulfonic acid (PFPeS)	ng/L				<4.3	<4.8	<4.9	1.1 J	1.0 J	1.2 J	1.2 J	1.3 J	1.3 J	<1.9	<1.9
Perfluorohexane sulfonic acid (PFHxS)	ng/L	0.0064		10	<4.3	<4.8	<4.9	1.1 J	1.0 J	1.0 J	0.81 J	1.1 J	1.1 J	<1.9	<1.9
Perfluoroheptane sulfonic acid (PFHpS)	ng/L				<4.3	<4.8	<4.9	<4.7	<4.5	<1.8	<1.8	<1.9	<2.0	<1.9	<1.9
Perfluorooctane sulfonic acid (PFOS)	ng/L	1.6	2.2	4.0	<4.3	<4.8	<4.9	<4.7	<4.5	<1.8	<1.8	<1.9	<2.0	<1.9	<1.9
Perfluorononane sulfonic acid (PFNS)	ng/L				<4.3	<4.8	<4.9	<4.7	<4.5	<1.8	<1.8	<1.9	<2.0	<1.9	<1.9
Perfluorodecane sulfonic acid (PFDS)	ng/L				<4.3	<4.8	<4.9	<4.7	<4.5	<1.8	<1.8	<1.9	<2.0	<1.9	<1.9
Perfluorododecane sulfonic acid (PFDoS)	ng/L				<4.3	<4.8	<4.9	<4.7	<4.5	<1.8	<1.8	<1.9	<2.0	<1.9	<1.9
Perfluoroalkyl Carboxylic Acids (PFCA)															
Perfluorobutanoic acid (PFBA)	ng/L	8000			9.1	8.5	7.9	9.5	9.6	12	14	16	15	<2.0	<2.0
Perfluoropentanoic acid (PFPeA)	ng/L				<4.3	5.5	5.4	8.1	7.9	12	15	19	18	<1.9	<1.9
Perfluorohexanoic acid (PFHxA)	ng/L	8000			<4.3	<4.8	<4.9	4.7 J	4.9	8.3	11	13	12	<1.9	<1.9
Perfluoroheptanoic acid (PFHpA)	ng/L				<4.3	<4.8	<4.9	<4.7	<4.5	0.90 J	1.3 J	1.5 J	1.5 J	<1.9	<1.9
Perfluorooctanoic acid (PFOA)	ng/L	0.48	0.003	4.0	<4.3	<4.8	<4.9	<4.7	<4.5	<1.8	<1.8	<1.9	<2.0	<1.9	<1.9
Perfluorononanoic acid (PFNA)	ng/L	40		10	<4.3	<4.8	<4.9	<4.7	<4.5	<1.8	<1.8	<1.9	<2.0	<1.9	<1.9
Perfluorodecanoic acid (PFDA)	ng/L	0.032			<4.3	<4.8	<4.9	<4.7	<4.5	<1.8	<1.8	<1.9	<2.0	<1.9	<1.9
Perfluoroundecanoic acid (PFUnDA)	ng/L				<4.3	<4.8	<4.9	<4.7	<4.5	<1.8	<1.8	<1.9	<2.0	<1.9	<1.9
Perfluorododecanoic acid (PFDOA)	ng/L				<4.3	<4.8	<4.9	<4.7	<4.5	<1.8	<1.8	<1.9	<2.0	<1.9	<1.9
Perfluorotridecanoic acid (PFTrDA)	ng/L				<4.3	<4.8	<4.9	<4.7	<4.5	<1.8	<1.8	<1.9	<2.0	<1.9	<1.9
Perfluorotetradecanoic acid (PFTDA)	ng/L				<4.3	<4.8	<4.9	<4.7	<4.5	<1.8	<1.8	<1.9	<2.0	<1.9	<1.9
Perfluoroalkyl Sulfonamido Substances															
Perfluorooctane sulfonamide (PFOSAm)	ng/L				<4.3	<4.8	<4.9	<4.7	<4.5	<1.8	<1.8	<1.9	<2.0	0.54 J	0.60 J
N-Methylperfluorooctane sulfonamide (MeFOSA)	ng/L				<4.3	<4.8	<4.9	<4.7	<4.5	<1.8	<1.8	<1.9	<2.0	<1.9	<1.9
N-Ethylperfluorooctane sulfonamide (EtFOSA)	ng/L				<4.3	<4.8	<4.9	<4.7	<4.5	<1.8	<1.8	<1.9	<2.0	<1.9	<1.9
N-Methylperfluorooctane sulfonamido ethanol (MeFOSE)	ng/L				<4.3	<4.8	<4.9	<4.7	<4.5	<1.8	<1.8	<1.9	<2.0	<1.9	<1.9
N-Ethylperfluorooctane sulfonamido ethanol (EtFOSE)	ng/L				<4.3	<4.8	<4.9	<4.7	<4.5	<1.8	<1.8	<1.9	<2.0	<1.9	<1.9
N-Methylperfluorooctane sulfonamido acetic acid (NMeFOSAA)	ng/L				<4.3	<4.8	<4.9	<4.7	<4.5	<1.8	<1.8	<1.9	<2.0	<1.9	<1.9
N-Ethylperfluorooctane sulfonamido acetic acid (NEtFOSAA)	ng/L				<4.3	<4.8	<4.9	<4.7	<4.5	<1.8	<1.8	<1.9	<2.0	<1.9	<1.9
Fluorotelomer Sulfonic Acids (FTSAs)															
1H, 1H, 2H, 2H-Perfluorohexanesulfonic acid (4:2 FTS)	ng/L				<4.3	<4.8	<4.9	<4.7	<4.5	<1.8	<1.8	<1.9	<2.0	<1.9	<1.9
1H, 1H, 2H, 2H-Perfluorooctanesulfonic acid (6:2 FTS)	ng/L	3200			<4.3	<4.8	<4.9	<4.7	<4.5	<1.8	<1.8	<1.9	<2.0	<1.9	<1.9
1H, 1H, 2H, 2H-Perfluorodecanesulfonic acid (8:2 FTS)	ng/L				<4.3	<4.8	<4.9	<4.7	<4.5	<1.8	<1.8	<1.9	<2.0	<1.9	<1.9
Fluorotelomer Carboxylic Acids (FTCAs)															
4,4,5,5,6,6,6-Heptafluorohexanoic acid (3:3 FTCA)	ng/L				<170	<190	<200	<190	<180	<18	<18	<19	<20	<19	<19
2H,2H,3H,3H-Perfluorooctanoic acid (5:3 FTCA)	ng/L				<170	<190	<200	<190	<180	<18	<18	<19	<20	<19	<19
2H,2H,3H,3H-Perfluorodecanoic acid (7:3 FTCA)	ng/L				<170	<190	<200	<190	<180	<18	<18	<19	<20	<19	<19
Perfluoroalkyl Ether Sulfonic Acids (PFESAs)															
Perfluoro(2-ethoxyethane) sulfonic acid (PFEESA)	ng/L				<4.3	<4.8	<4.9	<4.7	<4.5	<1.8	<1.8	<1.9	<2.0	<1.9	<1.9
9-Chlorohexadecafluoro-3-oxanonane-1-sulfonic acid (9-Cl-PF30NS)	ng/L				<4.3	<4.8	<4.9	<4.7	<4.5	<1.8	<1.8	<1.9	<2.0	<1.9	<1.9
11-Chloroeicosafluoro-3-oxaundecane-1-sulfonic acid (11-Cl-PF30UdS)	ng/L				<4.3	<4.8	<4.9	<4.7	<4.5	<1.8	<1.8	<1.9	<2.0	<1.9	<1.9
Perfluoroalkyl Ether Carboxylic Acids (PFECAs)															
Perfluoro-3-methoxypropanoic acid (PFMPA)	ng/L				<4.3	<4.8	<4.9	<4.7	<4.5	<1.8	<1.8	<1.9	<2.0	<1.9	<1.9
Perfluoro-4-methoxybutanoic acid (PFMBA)	ng/L				<4.3	<4.8	<4.9	<4.7	<4.5	<1.8	<1.8	<1.9	<2.0	<1.9	<1.9
Hexafluoropropyleneoxide dimer acid (HFPO-DA) (GenX)	ng/L	24		10	<4.3	<4.8	<4.9	<4.7	<4.5	<1.8	<1.8	<1.9	<2.0	<1.9	<1.9
Nonafluoro-3,6-dioxaheptanoic acid (NFDHA)	ng/L				<4.3	<4.8	<4.9	<4.7	<4.5	<1.8	<1.8	<1.9	<2.0	<1.9	<1.9
4,8-Dioxa-3H-perfluorononanoic acid (DONA)	ng/L				<4.3	<4.8	<4.9	<4.7	<4.5	<1.8	<1.8	<1.9	<2.0	<1.9	<1.9
MCL Hazard Index for Mixtures of HFPO-DA, PFBS, PFHxS, and PFNA															
Hazard Index	unitless				0.2	0.2	--	0.1	--	0.004	0.08	0.1	--	0.0	0.0
Running Annual Average Hazard Index (2025)	unitless			1	--	--	--				0.1			0.0	

Notes:

MCL = Maximum contaminant level, compliance is currently established using the MCL compared to running annual average (Chapter 246-290 WAC)

MTCA = Model Toxics Control Act (Chapter 173-340 WAC), MCLs are currently being used rather than MTCA Method B Cleanup levels (Ecology 2024, Selection of Human Health Toxicity for PFAS Chemicals)

BOLD = Exceeds MCL or MTCA cleanup level

< = Not detected

-- = Not calculated

J = Estimated value

Table 3. Dioxin and Furan Results, Rocky Top Environmental Limited Purpose Landfill

Analyte	Units	MTCA Method B Cancer CUL	MTCA Method B Non-Cancer CUL	TEF	MW-2S						MW-3S						MW-4S					
					9/12/2024		12/11/2024		4/1/2025		9/12/2024		12/11/2024		3/31/2025		9/12/2024		12/12/2024		4/1/2025	
					TEF	TEF	TEF	TEF	TEF	TEF	TEF	TEF	TEF	TEF	TEF	TEF	TEF	TEF	TEF	TEF	TEF	
Dioxin Congeners																						
2,3,7,8-Tetrachloro dibenzo-p-dioxin	pg/L	0.34	5.60	1	<0.797	--	<1.46	--	<1.28	--	<1.92	--	<1.81	--	<1.17	--	<1.18	--	<2.64	--	<0.846	--
1,2,3,7,8-Pentachloro dibenzo-p-dioxin	pg/L			1	<0.959	--	<1.10	--	<1.69	--	<2.10	--	<1.05	--	<2.10	--	<2.00	--	<0.840	--	<1.44	--
1,2,3,4,7,8-Hexachloro dibenzo-p-dioxin	pg/L			0.1	<1.28	--	<2.11	--	<2.04	--	<1.72	--	<1.83	--	<2.33	--	<1.60	--	<1.86	--	<2.33	--
1,2,3,6,7,8-Hexachloro dibenzo-p-dioxin	pg/L			0.1	<1.30	--	<2.28	--	<2.19	--	<2.20	--	<1.91	--	<2.59	--	<1.93	--	<1.99	--	<2.60	--
1,2,3,7,8,9-Hexachloro dibenzo-p-dioxin	pg/L			0.1	<1.44	--	<2.40	--	<2.27	--	<2.55	--	<1.86	--	<2.40	--	<1.81	--	<2.01	--	<2.57	--
1,2,3,4,6,7,8-Heptachloro dibenzo-p-dioxin	pg/L			0.01	<1.90	--	<3.30	--	<4.10	--	3.83 J	0.0383 J	1.34 J	0.0134 J	<2.49	--	73.7	0.737	<2.17	--	<2.47	--
1,2,3,4,6,7,8,9-Octachloro dibenzo-p-dioxin	pg/L			0.0003	2.60	0.000780	<2.96	--	110	0.0330	21.7 J	0.00651 J	<10.2	--	<6.93	--	<4.11	--	<3.42	--	<12.7	--
Furan Congeners																						
2,3,7,8-Tetrachloro dibenzofuran	pg/L			0.1	<0.652	--	<0.801	--	<2.30	--	<1.31	--	<0.853	--	<0.619	--	<0.875	--	<0.704	--	<0.789	--
1,2,3,7,8-Pentachloro dibenzofuran	pg/L			0.03	<0.585	--	<0.750	--	<2.85	--	<1.27	--	<0.551	--	<1.42	--	<1.25	--	<0.652	--	<0.647	--
2,3,4,7,8-Pentachloro dibenzofuran	pg/L			0.3	<0.548	--	<0.660	--	<3.02	--	<1.25	--	<0.507	--	<0.709	--	<1.38	--	<0.504	--	<0.639	--
1,2,3,4,7,8-Hexachloro dibenzofuran	pg/L			0.1	<0.685	--	<0.819	--	<4.14	--	<1.36	--	<0.826	--	<0.502	--	1.59 J	0.159 J	<0.634	--	<0.515	--
1,2,3,6,7,8-Hexachloro dibenzofuran	pg/L			0.1	<0.736	--	<0.876	--	<2.16	--	<1.47	--	<0.882	--	<0.475	--	1.4 J	0.14 J	<0.691	--	<0.497	--
1,2,3,7,8,9-Hexachloro dibenzofuran	pg/L			0.1	<0.743	--	<1.30	--	<2.63	--	<1.59	--	<1.33	--	<0.565	--	1.94 J	0.194 J	<1.25	--	<0.575	--
2,3,4,6,7,8-Hexachloro dibenzofuran	pg/L			0.1	<1.05	--	<0.827	--	<2.78	--	<2.09	--	<0.965	--	<0.624	--	<1.58	--	<0.689	--	<0.720	--
1,2,3,4,6,7,8-Heptachloro dibenzofuran	pg/L			0.01	<0.835	--	<1.01	--	1.79 J	0.0179	<1.59	--	<1.05	--	<0.279	--	17.7 J	0.177 J	<0.806	--	<0.763	--
1,2,3,4,7,8,9-Heptachloro dibenzofuran	pg/L			0.01	<1.33	--	<1.34	--	<1.57	--	<1.78	--	<1.39	--	<0.416	--	2.68 J	0.0268 J	<1.54	--	<0.942	--
1,2,3,4,6,7,8,9-Octachloro dibenzofuran	pg/L			0.0003	<1.83	--	<2.14	--	2.63 J	0.0008	4.02 J	0.001206 J	<2.73	--	<2.27	--	104 J	0.0312 J	<3.46	--	<1.98	--
Totals TEQ	pg/L	0.34	5.60			0.00078		0		0.0517		0.046016 J		0.0134 J		0		1.465 J		0		0

Notes:

- MTCA = Model Toxics Control Act (Chapter 173-340 WAC)
- TEQ = Toxicity Equivalency Quotient
- TEF = Toxic Equivalency Factor
- Bold** = Exceeds MTCA cleanup level
- < = Not detected
- = Not calculated
- J = Estimated value

Table 3. Dioxin and Furan Results, Rocky Top Environmental Limited Purpose Landfill

Analyte	Units	MTCA Method B Cancer CUL	MTCA Method B Non-Cancer CUL	TEF	MW-5S						MW-6S								
					9/12/2024		12/11/2024		3/31/2025		MW-13S (Dup) 9/12/2024		MW-13S (Dup) 12/12/2024		MW-13S (Dup) 4/1/2025				
					TEF	TEF	TEF	TEF	TEF	TEF	TEF	TEF	TEF	TEF	TEF	TEF			
Dioxin Congeners																			
2,3,7,8-Tetrachloro dibenzo-p-dioxin	pg/L	0.34	5.60	1	<1.57	--	<1.07	--	<1.88	--	<1.22	--	<0.895	<0.926	--	<2.50	<1.07	--	<1.24
1,2,3,7,8-Pentachloro dibenzo-p-dioxin	pg/L			1	<1.87	--	<1.01	--	<1.46	--	<1.91	--	<1.65	<1.05	--	<1.13	<1.71	--	<1.90
1,2,3,4,7,8-Hexachloro dibenzo-p-dioxin	pg/L			0.1	<2.07	--	<2.45	--	<3.20	--	<1.98	--	<2.08	<1.65	--	<2.05	<2.22	--	<1.40
1,2,3,6,7,8-Hexachloro dibenzo-p-dioxin	pg/L			0.1	<2.40	--	<2.75	--	<3.23	--	<1.99	--	<2.29	<1.76	--	<2.55	<2.40	--	<1.39
1,2,3,7,8,9-Hexachloro dibenzo-p-dioxin	pg/L			0.1	<2.42	--	<2.50	--	<3.51	--	<2.05	--	<2.37	<1.77	--	<2.42	<2.47	--	<1.48
1,2,3,4,6,7,8-Heptachloro dibenzo-p-dioxin	pg/L			0.01	<3.53	--	<1.71	--	<2.71	--	<2.23	--	<3.11	<1.71	--	<2.23	<3.31	--	<1.80
1,2,3,4,6,7,8,9-Octachloro dibenzo-p-dioxin	pg/L			0.0003	12.6 J	0.00378 J	<5.66	--	<5.94	--	13.4 J	0.00402 J	<6.67	<3.37	--	<4.03	<5.61	--	<4.25
Furan Congeners																			
2,3,7,8-Tetrachloro dibenzofuran	pg/L			0.1	<1.27	--	<0.840	--	<1.18	--	1.1	--	<0.683	<0.822	--	<0.715	<1.01	--	<0.653
1,2,3,7,8-Pentachloro dibenzofuran	pg/L			0.03	<1.42	--	<0.812	--	<4.30	--	<1.25	--	<1.06	<0.776	--	<0.736	<0.805	--	<0.686
2,3,4,7,8-Pentachloro dibenzofuran	pg/L			0.3	<1.04	--	<0.612	--	<3.43	--	<1.19	--	<0.854	<0.705	--	<0.548	<0.791	--	<0.569
1,2,3,4,7,8-Hexachloro dibenzofuran	pg/L			0.1	<1.55	--	<0.805	--	<1.36	--	<1.26	--	<1.03	<0.819	--	<0.782	<0.725	--	<0.578
1,2,3,6,7,8-Hexachloro dibenzofuran	pg/L			0.1	<1.55	--	<0.892	--	<1.44	--	<1.28	--	<1.09	<0.867	--	<0.886	<0.703	--	<0.552
1,2,3,7,8,9-Hexachloro dibenzofuran	pg/L			0.1	<1.51	--	<1.30	--	<1.71	--	<1.38	--	<1.15	<1.35	--	<1.26	<0.867	--	<0.658
2,3,4,6,7,8-Hexachloro dibenzofuran	pg/L			0.1	<1.94	--	<0.882	--	<1.86	--	<1.66	--	<1.48	<0.907	--	<0.953	<1.05	--	<0.752
1,2,3,4,6,7,8-Heptachloro dibenzofuran	pg/L			0.01	<2.07	--	<0.836	--	<0.708	--	<1.53	--	<1.59	<1.22	--	<0.697	<0.712	--	<0.373
1,2,3,4,7,8,9-Heptachloro dibenzofuran	pg/L			0.01	<2.72	--	<1.25	--	<0.922	--	<2.11	--	<2.14	<1.60	--	<1.01	<0.886	--	<0.483
1,2,3,4,6,7,8,9-Octachloro dibenzofuran	pg/L			0.0003	<7.13	--	<2.67	--	<2.85	--	<3.02	--	<5.06	<2.65	--	<2.37	<2.49	--	<1.79
Totals TEQ	pg/L	0.34	5.60		0.00378 J		0		0		0.00402 J		0			0			

Notes:

- MTCA = Model Toxics Control Act (Chapter 173-340 WAC)
- TEQ = Toxicity Equivalency Quotient
- TEF = Toxic Equivalency Factor
- Bold** = Exceeds MTCA cleanup level
- < = Not detected
- = Not calculated
- J = Estimated value

Table 4. Semi-Volatile Organic Compounds (SVOCs) Results, Rocky Top Environmental Limited Purpose Landfill

Analyte	Units	Cleanup Level			MW-2S		MW-3S			MW-4S		MW-5S		MW-6S		
		MTCA B Cancer	MTCA B Non-Cancer	MCL	12/11/2024	6/17/2025	12/11/2024	6/18/2025	MW-13S (Dup) 6/19/2025	12/12/2024	6/18/2025	12/12/2024	6/17/2025	12/12/2024	MW-13S (Dup) 12/12/2024	6/18/2025
(3+4)-Methylphenol (m,p-Cresol)	µg/L		1600 / 800		<0.98	<0.95	<0.96	<0.98	<0.95	<1	<0.95	<0.96	<0.97	<1	<1	<0.95
1,2,4-Trichlorobenzene	µg/L	1.5	80	70	<0.98	<0.95	<0.96	<0.98	<0.95	<1	<0.95	<0.96	<0.97	<1	<1	<0.95
1,2-Dichlorobenzene	µg/L		720	600	<0.98	<0.95	<0.96	<0.98	<0.95	<1	<0.95	<0.96	<0.97	<1	<1	<0.95
1,2-Dinitrobenzene	µg/L		1.6		<0.98	<0.95	<0.96	<0.98	<0.95	<1	<0.95	<0.96	<0.97	<1	<1	<0.95
1,2-Diphenylhydrazine	µg/L	0.11 A			<0.98	<0.95	<0.96	<0.98	<0.95	<1	<0.95	<0.96	<0.97	<1	<1	<0.95
1,3-Dichlorobenzene	µg/L				<0.98	<0.95	<0.96	<0.98	<0.95	<1	<0.95	<0.96	<0.97	<1	<1	<0.95
1,3-Dinitrobenzene	µg/L		1.6		<0.98	<0.95	<0.96	<0.98	<0.95	<1	<0.95	<0.96	<0.97	<1	<1	<0.95
1,4-Dichlorobenzene	µg/L	8.1	560	75	<0.98	<0.95	<0.96	<0.98	<0.95	<1	<0.95	<0.96	<0.97	<1	<1	<0.95
1,4-Dinitrobenzene	µg/L		1.6		<0.98	<0.95	<0.96	<0.98	<0.95	<1	<0.95	<0.96	<0.97	<1	<1	<0.95
1-Methylnaphthalene	µg/L	0.86	560		<0.098	<0.098	<0.096	<0.098	<0.098	<0.1	<0.098	<0.096	<0.098	<0.1	<0.1	<0.098
2,3,4,6-Tetrachlorophenol	µg/L		480		<0.98	<0.95	<0.96	<0.98	<0.95	<1	<0.95	<0.96	<0.97	<1	<1	<0.95
2,3,5,6-Tetrachlorophenol	µg/L				<0.98	<0.95	<0.96	<0.98	<0.95	<1	<0.95	<0.96	<0.97	<1	<1	<0.95
2,3-Dichloroaniline	µg/L				<0.98	<0.95	<0.96	<0.98	<0.95	<1	<0.95	<0.96	<0.97	<1	<1	<0.95
2,4,5-Trichlorophenol	µg/L		1600		<0.98	<0.95	<0.96	<0.98	<0.95	<1	<0.95	<0.96	<0.97	<1	<1	<0.95
2,4,6-Trichlorophenol	µg/L	8	16		<0.98	<0.95	<0.96	<0.98	<0.95	<1	<0.95	<0.96	<0.97	<1	<1	<0.95
2,4-Dichlorophenol	µg/L		48		<0.98	<0.95	<0.96	<0.98	<0.95	<1	<0.95	<0.96	<0.97	<1	<1	<0.95
2,4-Dimethylphenol	µg/L		320		<0.98	<0.95	<0.96	<0.98	<0.95	<1	<0.95	<0.96	<0.97	<1	<1	<0.95
2,4-Dinitrophenol	µg/L		32		<4.9	<4.8	<4.8	<4.9	<4.8	<5.2	<4.8	<4.8	<4.8	<5.1	<5.2	<4.8
2,4-Dinitrotoluene	µg/L	0.28 A	32		<0.98	<0.95	<0.96	<0.98	<0.95	<1	<0.95	<0.96	<0.97	<1	<1	<0.95
2,6-Dinitrotoluene	µg/L	0.058 A	4.8		<0.98	<0.95	<0.96	<0.98	<0.95	<1	<0.95	<0.96	<0.97	<1	<1	<0.95
2-Chloronaphthalene	µg/L		640		<0.98	<0.95	<0.96	<0.98	<0.95	<1	<0.95	<0.96	<0.97	<1	<1	<0.95
2-Chlorophenol	µg/L		40		<0.98	<0.95	<0.96	<0.98	<0.95	<1	<0.95	<0.96	<0.97	<1	<1	<0.95
2-Methylnaphthalene	µg/L		32		<0.098	<0.098	<0.096	<0.098	<0.098	<0.1	<0.098	<0.096	<0.098	<0.1	<0.1	<0.098
2-Methylphenol (o-Cresol)	µg/L		800		<0.98	<0.95	<0.96	<0.98	<0.95	<1	<0.95	<0.96	<0.97	<1	<1	<0.95
2-Nitroaniline	µg/L		160		<0.98	<0.95	<0.96	<0.98	<0.95	<1	<0.95	<0.96	<0.97	<1	<1	<0.95
2-Nitrophenol	µg/L				<0.98	<0.95	<0.96	<0.98	<0.95	<1	<0.95	<0.96	<0.97	<1	<1	<0.95
3,3-Dichlorobenzidine	µg/L	0.19 A			<0.98	<0.95	<0.96	<0.98	<0.95	<1	<0.95	<0.96	<0.97	<1	<1	<0.95
3-Nitroaniline	µg/L				<0.98	<0.95	<0.96	<0.98	<0.95	<1	<0.95	<0.96	<0.97	<1	<1	<0.95
4,6-Dinitro-2-methylphenol	µg/L		1.3 A		<4.9	<4.8	<4.8	<4.9	<4.8	<5.2	<4.8	<4.8	<4.8	<5.1	<5.2	<4.8
4-Bromophenyl-phenylether	µg/L				<0.98	<0.95	<0.96	<0.98	<0.95	<1	<0.95	<0.96	<0.97	<1	<1	<0.95
4-Chloro-3-methylphenol	µg/L		1600		<0.98	<0.95	<0.96	<0.98	<0.95	<1	<0.95	<0.96	<0.97	<1	<1	<0.95
4-Chloroaniline	µg/L				<0.98	<0.95	<0.96	<0.98	<0.95	<1	<0.95	<0.96	<0.97	<1	<1	<0.95
4-Chlorophenyl-phenylether	µg/L				<0.98	<0.95	<0.96	<0.98	<0.95	<1	<0.95	<0.96	<0.97	<1	<1	<0.95
4-Nitroaniline	µg/L	4.4	64		<0.98	<0.95	<0.96	<0.98	<0.95	<1	<0.95	<0.96	<0.97	<1	<1	<0.95
4-Nitrophenol	µg/L				<4.9	<4.8	<4.8	<4.9	<4.8	<5.2	<4.8	<4.8	<4.8	<5.1	<5.2	<4.8
Acenaphthene	µg/L		480		<0.098	<0.098	<0.096	<0.098	<0.098	<0.1	<0.098	<0.096	<0.098	<0.1	<0.1	<0.098
Acenaphthylene	µg/L				<0.098	<0.098	<0.096	<0.098	<0.098	<0.1	<0.098	<0.096	<0.098	<0.1	<0.1	<0.098
Aniline	µg/L	15	110		<4.9	<4.8	<4.8	<4.9	<4.8	<5.2	<4.8	<4.8	<4.8	<5.1	<5.2	<4.8
Anthracene	µg/L		2400		<0.098	<0.098	<0.096	<0.098	<0.098	<0.1	<0.098	<0.096	<0.098	<0.1	<0.1	<0.098
Benzyl alcohol	µg/L		1600		<0.98	<0.95	<0.96	<0.98	<0.95	<1	<0.95	<0.96	<0.97	<1	<1	<0.95
bis(2-Chloroethoxy)methane	µg/L		48		<0.98	<0.95	<0.96	<0.98	<0.95	<1	<0.95	<0.96	<0.97	<1	<1	<0.95
bis(2-Chloroethyl)ether	µg/L	0.04 A			<0.98	<0.95	<0.96	<0.98	<0.95	<1	<0.95	<0.96	<0.97	<1	<1	<0.95
bis(2-Chloroisopropyl)ether	µg/L				<0.98	<0.95	<0.96	<0.98	<0.95	<1	<0.95	<0.96	<0.97	<1	<1	<0.95
bis(2-Ethylhexyl)phthalate	µg/L	6.3	320	6	<0.98	<4.8	2.8	<4.9	<4.8	<1	<4.8	<0.96	<4.8	<1	<1	<4.8
bis-2-Ethylhexyladipate	µg/L	73	9600	400	<4.9	<4.8	<4.8	<4.9	<4.8	<5.2	<4.8	<4.8	<4.8	<5.1	<5.2	<4.8
Butylbenzylphthalate	µg/L	46	3200		<4.9	<4.8	<4.8	<4.9	<4.8	<5.2	<4.8	<4.8	<4.8	<5.1	<5.2	<4.8
Carbazole	µg/L				<0.98	<0.95	<0.96	<0.98	<0.95	<1	<0.95	<0.96	<0.97	<1	<1	<0.95
Dibenzofuran	µg/L		8		<0.98	<0.95	<0.96	<0.98	<0.95	<1	<0.95	<0.96	<0.97	<1	<1	<0.95
Diethylphthalate	µg/L		13000		<0.98	<4.8	<0.96	<4.9	<4.8	<1	<4.8	<0.96	<4.8	<1	<1	<4.8

Table 4. Semi-Volatile Organic Compounds (SVOCs) Results, Rocky Top Environmental Limited Purpose Landfill

Analyte	Units	Cleanup Level			MW-2S		MW-3S			MW-4S		MW-5S		MW-6S		
		MTCA B Cancer	MTCA B Non-Cancer	MCL	12/11/2024	6/17/2025	12/11/2024	6/18/2025	MW-13S (Dup) 6/19/2025	12/12/2024	6/18/2025	12/12/2024	6/17/2025	12/12/2024	MW-13S (Dup) 12/12/2024	6/18/2025
Dimethylphthalate	µg/L				<4.9	<4.8	<4.8	<4.9	<4.8	<5.2	<4.8	<4.8	<4.8	<4.8	<4.8	<4.8
Di-n-butylphthalate	µg/L		1600		<4.9	<4.8	<4.8	<4.9	<4.8	<5.2	<4.8	<4.8	<4.8	<5.1	<5.2	<4.8
Di-n-octylphthalate	µg/L		160		<0.98	<4.8	<0.96	<4.9	<4.8	<1	<4.8	<0.96	<4.8	<1	<1	<4.8
Fluoranthene	µg/L		640		<0.098	<0.098	<0.096	<0.098	<0.098	<0.1	<0.098	<0.096	<0.098	<0.1	<0.1	<0.098
Fluorene	µg/L		320		<0.098	<0.098	<0.096	<0.098	<0.098	<0.1	<0.098	<0.096	<0.098	<0.1	<0.1	<0.098
Hexachlorobenzene	µg/L	0.027 A	6.4	1	<0.98	<0.95	<0.96	<0.98	<0.95	<1	<0.95	<0.96	<0.97	<1	<1	<0.95
Hexachlorobutadiene	µg/L	0.56 A	8		<0.98	<0.95	<0.96	<0.98	<0.95	<1	<0.95	<0.96	<0.97	<1	<1	<0.95
Hexachlorocyclopentadiene	µg/L		48	50	<4.9	<0.95	<4.8	<0.98	<0.95	<5.2	<0.95	<4.8	<0.97	<5.1	<5.2	<0.95
Hexachloroethane	µg/L	1.1	5.6		<0.98	<0.95	<0.96	<0.98	<0.95	<1	<0.95	<0.96	<0.97	<1	<1	<0.95
Isophorone	µg/L	92	3200		<0.98	<0.95	<0.96	<0.98	<0.95	<1	<0.95	<0.96	<0.97	<1	<1	<0.95
Naphthalene	µg/L	160	160		<0.098	<0.098	<0.096	<0.098	<0.098	<0.1	<0.098	<0.096	<0.098	<0.1	<0.1	<0.098
Nitrobenzene	µg/L		16		<0.98	<0.95	<0.96	<0.98	<0.95	<1	<0.95	<0.96	<0.97	<1	<1	<0.95
n-Nitrosodimethylamine	µg/L	0.00023 A	0.064 A		<0.98	<0.95	<0.96	<0.98	<0.95	<1	<0.95	<0.96	<0.97	<1	<1	<0.95
n-Nitroso-di-n-propylamine	µg/L	0.013 A			<0.98	<0.95	<0.96	<0.98	<0.95	<1	<0.95	<0.96	<0.97	<1	<1	<0.95
n-Nitrosodiphenylamine	µg/L		18		<0.98	<0.95	<0.96	<0.98	<0.95	<1	<0.95	<0.96	<0.97	<1	<1	<0.95
Pentachlorophenol	µg/L	0.22 A	80	0.042 A	<4.9	<4.8	<4.8	<4.9	<4.8	<5.2	<4.8	<4.8	<4.8	<5.1	<5.2	<4.8
Phenanthrene	µg/L				<0.098	<0.098	<0.096	<0.098	<0.098	<0.1	<0.098	<0.096	<0.098	<0.1	<0.1	<0.098
Phenol	µg/L		4800		<0.98	<0.95	<0.96	<0.98	<0.95	<1	<0.95	<0.96	<0.97	<1	<1	<0.95
Pyrene	µg/L		4800		<0.098	<0.098	<0.096	<0.098	<0.098	<0.1	<0.098	<0.096	<0.098	<0.1	<0.1	<0.098
Pyridine	µg/L		8		<0.98	<0.95	<0.96	<0.98	<0.95	<1	<0.95	<0.96	<0.97	<1	<1	<0.95

Notes:

- A = Reporting Limit (practical quantitation limite) is above the Cleanup Level
- MTCA = Model Toxics Control Act (Chapter 173-340 WAC)
- MCL = Maximum Contamination Level (Chapter 246-290 WAC)
- Cleanup levels as published in Cleanup Levels and Risk Calculations (Ecology, February 2025)
- < = Not detected

Table 5. Carcinogenic Polycyclic Aromatic Hydrocarbons (cPAHs) Results, Rocky Top Environmental Limited Purpose Landfill

Analyte	Units	Cleanup Level		TEF ¹	MW-2S				MW-3S					MW-4S				
		MTCA Method A	MCL		12/11/2024		6/17/2025		12/11/2024		6/18/2025		MW-13S (Dup) 6/18/2025		12/12/2024		6/18/2025	
					Result	TEQ	Result	TEQ	Result	TEQ	Result	TEQ	Result	TEQ	Result	TEQ	Result	TEQ
Benzo(a)anthracene	µg/L	0.1		0.1	<0.0098	0.00098	<0.0095	0.00095	<0.0096	0.00096	<0.0098	0.00098	<0.0095	0.00095	<0.0100	0.00100	<0.0095	0.00095
Benzo(a)pyrene	µg/L	0.1	0.2	1	<0.0098	0.00980	<0.0095	0.0095	<0.0096	0.00960	<0.0098	0.00980	<0.0095	0.00950	<0.0100	0.01000	<0.0095	0.00950
Benzo(b)fluoranthene	µg/L	0.1		0.1	<0.0098	0.00098	<0.0095	0.00095	<0.0096	0.00096	<0.0098	0.00098	<0.0095	0.00095	<0.0100	0.00100	<0.0095	0.00095
Benzo(j,k)fluoranthene	µg/L	0.1		0.1	<0.0098	0.00098	<0.0095	0.00095	<0.0096	0.00096	<0.0098	0.00098	<0.0095	0.00095	<0.0100	0.00100	<0.0095	0.00095
Chrysene	µg/L	0.1		0.01	<0.0098	0.000098	<0.0095	0.000095	<0.0096	0.000096	<0.0098	0.000098	<0.0095	0.000095	<0.0100	0.000100	<0.0095	0.000095
Dibenzo(a,h)anthracene	µg/L	0.1		0.1	<0.0098	0.00098	<0.0095	0.00095	<0.0096	0.00096	<0.0098	0.00098	<0.0095	0.00095	<0.0100	0.00100	<0.0095	0.00095
Indeno(1,2,3-cd)pyrene	µg/L	0.1		0.1	<0.0098	0.00098	<0.0095	0.00095	<0.0096	0.00096	<0.0098	0.00098	<0.0095	0.00095	<0.0100	0.00100	<0.0095	0.00095
Total cPAH TEQ	µg/L	0.1				0.0148		0.0143		0.0145		0.0148		0.0143		0.0151		0.0143

Table 5. Carcinogenic Polycyclic Aromatic Hydrocarbons (cPAHs) Results, Rocky Top Environmental Limited Purpose Landfill

Analyte	Units	Cleanup Level		TEF ¹	MW-5S				MW-6S					
		MTCA Method A	MCL		12/11/2024		6/17/2025		12/12/2024		MW-13S (Dup) 12/12/2024		6/18/2025	
					Result	TEQ	Result	TEQ	Result	TEQ	Result	TEQ	Result	TEQ
Benzo(a)anthracene	µg/L	0.1		0.1	<0.0096	0.00096	<0.0097	0.00097	<0.0100	0.00100	<0.0100	0.00100	<0.0095	0.00095
Benzo(a)pyrene	µg/L	0.1	0.2	1	<0.0096	0.00960	<0.0097	0.00970	<0.0100	0.01000	<0.0100	0.01000	<0.0095	0.00950
Benzo(b)fluoranthene	µg/L	0.1		0.1	<0.0096	0.00096	<0.0097	0.00097	<0.0100	0.00100	<0.0100	0.00100	<0.0095	0.00095
Benzo(j,k)fluoranthene	µg/L	0.1		0.1	<0.0096	0.00096	<0.0097	0.00097	<0.0100	0.00100	<0.0100	0.00100	<0.0095	0.00095
Chrysene	µg/L	0.1		0.01	<0.0096	0.000096	<0.0097	0.000097	<0.0100	0.000100	<0.0100	0.000100	<0.0095	0.000095
Dibenzo(a,h)anthracene	µg/L	0.1		0.1	<0.0096	0.00096	<0.0097	0.00097	<0.0100	0.00100	<0.0100	0.00100	<0.0095	0.00095
Indeno(1,2,3-cd)pyrene	µg/L	0.1		0.1	<0.0096	0.00096	<0.0097	0.00097	<0.0100	0.00100	<0.0100	0.00100	<0.0095	0.00095
Total cPAH TEQ	µg/L	0.1				0.0145		0.0146		0.0151		0.0151		0.0143

Notes:

¹ TEF is unitless

TEF = Toxicity Equivalency Factor for cPAHs using MTCA Table 708-2 and WAC 173-340-708

TEQ = Toxicity Equivalency Quotient Concentration for benzo(a)pyrene

MTCA = Model Toxics Control Act (Chapter 173-340 WAC)

MCL = Maximum Contamination Level (Chapter 246-290 WAC)

< = Not detected

Table 6. EPA Priority Pollutant Metals Results, Rocky Top Environmental Limited Purpose Landfill

Analyte	Units	MCL	MTCA Method A	MTCA Method B Cancer	MTCA Method B Non-Cancer	MW-1S	MW-2S	MW-3S		MW-4S		MW-5S	MW-6S		MW-11S
						9/10/2025	4/1/2025	3/31/2025	9/10/2025	4/1/2025	MW-13S (Dup) 9/10/2025	3/31/2025	4/1/2025	MW-13S (Dup) 4/1/2025	9/10/2025
Antimony, Total	mg/L	0.006 *			0.0064	<0.0056	<0.0056	<0.0056	<0.0056	<0.0056	<0.0056	<0.0056	<0.0056	<0.0056	<0.0056
Antimony, Dissolved	mg/L					--	<0.0050	<0.0050	--	<0.0050	--	<0.0050	<0.0050	<0.0050	--
Arsenic, Total	mg/L	0.010 *	0.005			<0.0033	<0.0033	<0.0033	<0.0033	<0.0033	<0.0033	<0.0033	<0.0033	<0.0033	<0.0033
Arsenic, Dissolved	mg/L					--	<0.0030	<0.0030	--	<0.0030	--	<0.0030	<0.0030	<0.0030	--
Beryllium, Total	mg/L	0.004 *			0.032	<0.011	<0.011	<0.011	<0.011	<0.011	<0.011	<0.011	<0.011	<0.011	<0.011
Beryllium, Dissolved	mg/L					--	<0.010	<0.010	--	<0.010	--	<0.010	<0.010	<0.010	--
Cadmium, Total	mg/L	0.005 *	0.005		0.008	<0.0044	<0.0044	<0.0044	<0.0044	<0.0044	<0.0044	<0.0044	<0.0044	<0.0044	<0.0044
Cadmium, Dissolved	mg/L					--	<0.0040	<0.0040	--	<0.0040	--	<0.0040	<0.0040	<0.0040	--
Chromium, Total	mg/L	0.1 *	0.05			<0.011	<0.011	<0.011	<0.011	<0.011	<0.011	<0.011	<0.011	<0.011	<0.011
Chromium, Dissolved	mg/L					--	<0.010	<0.010	--	<0.010	--	<0.010	<0.010	<0.010	--
Copper, Total	mg/L	1.3			0.64	<0.011	<0.011	<0.011	<0.011	<0.011	<0.011	<0.011	<0.011	<0.011	<0.011
Copper, Dissolved	mg/L					--	<0.010	<0.010	--	<0.010	--	<0.010	<0.010	<0.010	--
Lead, Total	mg/L		0.015			<0.0011	<0.0011	<0.0011	<0.0011	<0.0011	<0.0011	<0.0011	<0.0011	<0.0011	<0.0011
Lead, Dissolved	mg/L					--	<0.0010	<0.0010	--	<0.0010	--	<0.0010	<0.0010	<0.0010	--
Mercury, Total	mg/L	0.002 *	0.002			<0.00050	<0.00050	<0.00050	<0.00050	<0.00050	<0.00050	<0.00050	<0.00050	<0.00050	<0.00050
Mercury, Dissolved	mg/L					--	<0.00050	<0.00050	--	<0.00050	--	<0.00050	<0.00050	<0.00050	--
Nickel, Total	mg/L				0.32	<0.022	<0.022	<0.022	<0.022	<0.022	<0.022	<0.022	<0.022	<0.022	<0.022
Nickel, Dissolved	mg/L					--	<0.020	<0.020	--	<0.020	--	<0.020	<0.020	<0.020	--
Selenium, Total	mg/L	0.05 *			0.08	<0.0056	<0.0056	<0.0056	<0.0056	<0.0056	<0.0056	<0.0056	<0.0056	<0.0056	<0.0056
Selenium, Dissolved	mg/L					--	<0.0050	<0.0050	--	<0.0050	--	<0.0050	<0.0050	<0.0050	--
Silver, Total	mg/L	0.1 **			0.08	<0.011	<0.011	<0.011	<0.011	<0.011	<0.011	<0.011	<0.011	<0.011	<0.011
Silver, Dissolved	mg/L					--	<0.010	<0.010	--	<0.010	--	<0.010	<0.010	<0.010	--
Thallium, Total	mg/L	0.002 *			0.00016	<0.0056	<0.0056	<0.0056	<0.0056	<0.0056	<0.0056	<0.0056	<0.0056	<0.0056	<0.0056
Thallium, Dissolved	mg/L					--	<0.0050	<0.0050	--	<0.0050	--	<0.0050	<0.0050	<0.0050	--
Zinc, Total	mg/L	5.0 **			4.8	<0.028	<0.028	<0.028	<0.028	<0.028	<0.028	<0.028	<0.028	<0.028	<0.028
Zinc, Dissolved	mg/L					--	<0.025	<0.025	--	<0.025	--	<0.025	<0.025	<0.025	--

Notes:

- MCL = Maximum Contaminant Level, State Drinking Water Regulations (Chapter 246-290 WAC)
- MTCA = Model Toxics Control Act (Chapter 173-340 WAC)
- ^a = Gasoline with no benzene present
- * = Primary
- ** = Secondary
- *** = Carcinogen
- *THM = Primary MCL for the sum of all trihalomethanes
- *XYL = Primary MCL for the sum of all xylenes
- < = Not detected
- = Not analyzed

Attachment A

Fourth Quarter 2025
Field Data Sheets

Water Level Measurement Field Report

DATE: 12/21/25	JOB NO.: 553-8472-009
PROJECT: Yakima LPL	
COMPANY NAME: Parametrix	
LOCATION: 41 Rocky Top Road	
WEATHER: Cold	TEMP: 25 ° at 0800 AM 34 ° at 1530 PM
PERSONNEL: Bri Hines	

THE FOLLOWING WAS NOTED:

WELL NUMBER	Time	Depth to Water (ft below top of casing)	Measuring Point	Screen Interval (ft bgs)
MW-1S	0850	106.7	TOC	113-133
MW-2S	1007	289.36	TOC	310-330
MW-3S	0908	172.36	TOC	188-198
MW-4S	0937	44.12	TOC	49.5-69.5
MW-5S	1024	218.44	TOC	222-243
MW-6S	0930	98.5	TOC	110-130
MW-11S	0923	113.11	TOC	219-239
MW-7D	1000	449.12	TOC	475-495
MW-8D	0950	302.74	TOC	375-405
MW-9D	0915	431.0	TOC	420-440
MW-10D	0945	80.86	TOC	150-170

Groundwater Sampling Field Data Sheet

Well #: **MW-1S**

Project Number: <u>553-8472-009</u>	Date: <u>12/4/25</u>
Project Name: <u>Yakima LPL</u>	Company Name: <u>PMX</u>
Project Address: <u>Rocky Top</u>	Sampled By: <u>Brittney</u>

Casing Diameter: 2" 4" 6" Other


Initial Depth to Water (feet): <u>106.7</u>	Purge Rate Measurement Method: <u>457 Probe</u>
Depth of Well (feet): <u>133</u>	Date Purged: <u>12/4/25</u>
Top of Screen (feet): <u>113</u>	Purge Time (from/to): <u>0910 - 0935</u>
Reference Point (surveyor's notch, etc.): _____	Time Sampled: <u>0940</u>

TIME (2400 hr)	DEPTH TO WATER (ft)	pH (units)	Ec (µmhos/cm 25°C)	TEMP °C	Redox (mv)	Dissolved Oxygen mg/L	TURBIDITY (visual)	PUMP SETTING
<u>Initial</u>	<u>106.85</u>							
<u>0910</u>								<u>90PSI</u>
<u>0915</u>		<u>8.64</u>	<u>282.5</u>	<u>12.9</u>	<u>55.5</u>	<u>6.68</u>	<u>1.57</u>	<u>120PSI</u>
<u>0920</u>	<u>108.51</u>	<u>8.47</u>	<u>243.6</u>	<u>12.7</u>	<u>27</u>	<u>1.03</u>	<u>1.0</u>	
<u>0925</u>		<u>8.46</u>	<u>242.7</u>	<u>12.8</u>	<u>25.7</u>	<u>0.85</u>	<u>8.38</u>	
<u>0930</u>		<u>8.41</u>	<u>243.3</u>	<u>12.9</u>	<u>24.2</u>	<u>0.72</u>	<u>8.06</u>	
<u>0935</u>		<u>8.38</u>	<u>244.9</u>	<u>12.8</u>	<u>25.3</u>	<u>0.60</u>	<u>7.51</u>	
<u>0940</u>								
<u>0945</u>								
Stabilization Criteria		± 0.1	3%	3%	± 10 mv	10%, or 3 <0.5	10%, or 3 <5.0	

30/20
30/20

Purge Equipment: <u>457 Probe</u>	Flow Rate: <u>550 mL/min</u>
Laboratory: <u>Anatek, Onsite</u>	Date Sent to Lab: <u>12/4/25</u>
Shipment Method: <u>Dropped off</u>	Field QC Sample Number: <u>N 7A</u>

Remarks:

Signature: 

Groundwater Sampling Field Data Sheet

Well #: **MW-2S**

Project Number: <u>553-8472-009</u>	Date: <u>12/31/25</u>
Project Name: <u>Yakima LPL</u>	Company Name: <u>Parametrix</u>
Project Address: <u>41 Rocky Top Road</u>	Sampled By: <u>BH</u>

Casing Diameter: 2" 4" 6" Other

Initial Depth to Water (feet below TOC): <u>289.36</u>	Purge Rate Measurement Method: <u>15l Probe</u>
Top of Screen (feet bgs): <u>310</u>	Date Purged: <u>12/31/25</u>
Bottom of Screen (feet bgs): <u>330</u>	Purge Time (from/to): <u>1030 - 1055</u>
Reference Point (surveyor's notch, etc.): _____	Time Sampled: <u>1100</u>

TIME (2400 hr)	DEPTH TO WATER (ft)	pH (units)	Ec (µmhos/cm 25°C)	TEMP °C	Redox (mv)	Dissolved Oxygen mg/L	TURBIDITY (NTU)	PUMP SETTING
<u>Initial</u>	<u>289.54</u>							
<u>1030</u>	<u>289.54</u>	<u>7.96</u>	<u>175</u>	<u>10.6</u>	<u>172.2</u>	<u>15.76</u>	<u>0.00</u>	<u>175 PSI</u>
<u>1035</u>		<u>7.85</u>	<u>174.2</u>	<u>11.3</u>	<u>174.2</u>	<u>11.15</u>	<u>0.00</u>	
<u>1040</u>		<u>7.84</u>	<u>173.3</u>	<u>11.4</u>	<u>157.3</u>	<u>9.30</u>	<u>0.00</u>	
<u>1045</u>	<u>289.86</u>	<u>7.73</u>	<u>173.7</u>	<u>11.5</u>	<u>155.1</u>	<u>8.30</u>	<u>0.00</u>	
<u>1050</u>		<u>7.63</u>	<u>173.3</u>	<u>11.6</u>	<u>156.6</u>	<u>8.40</u>	<u>0.00</u>	
<u>1055</u>		<u>7.63</u>	<u>174.9</u>	<u>11.3</u>	<u>158.8</u>	<u>8.96</u>	<u>0.00</u>	
_____	_____	_____	_____	_____	_____	_____	_____	_____
_____	_____	_____	_____	_____	_____	_____	_____	_____
_____	_____	_____	_____	_____	_____	_____	_____	_____
Stabilization Criteria		± 0.1	3%	3%	± 10 mv	10%, or 3 < 0.5	10%, or 3 < 0.5	

30/30

Purge Equipment: <u>15l Probe</u>	Flow Rate: <u>410 mL/min</u>
Laboratory: <u>Anstark/Onate</u>	Date Sent to Lab: <u>12/3 & 12/4</u>
Shipment Method: <u>Dropped off</u>	Field QC Sample Number: <u>N/A</u>

Remarks:

Signature:

Groundwater Sampling Field Data Sheet

Well #: **MW-3S**


Project Number: <u>553-8472-009</u>	Date: <u>12/13/25</u>
Project Name: <u>Yakima LPL</u>	Company Name: <u>Parametrix</u>
Project Address: <u>41 Rocky Top Road</u>	Sampled By: <u>BH</u>

Casing Diameter: <u>2"</u> <u>4"</u> <u>6"</u> Other <u> </u>	
Initial Depth to Water (feet below TOC): <u>172.36</u>	Purge Rate Measurement Method: <u>YSI Probe</u>
Top of Screen (feet bgs): <u>188</u>	Date Purged: <u>12/13/25</u>
Bottom of Screen (feet bgs): <u>198</u>	Purge Time (from/to): <u>1420-1445</u>
Reference Point (surveyor's notch, etc.): <u> </u>	Time Sampled: <u>1450</u>

TIME (2400 hr)	DEPTH TO WATER (ft)	pH (units)	Ec (µmhos/cm 25°C)	TEMP °C	Redox (mv)	Dissolved Oxygen mg/L	TURBIDITY (NTU)	PUMP SETTING
<u>Initial</u>	<u>172.5</u>							
<u>1420</u>		<u>7.70</u>	<u>642</u>	<u>13.7</u>	<u>196.9</u>	<u>17.97</u>	<u>0.00</u>	<u>120PSI</u> 30/15
<u>1425</u>	<u>173.57</u>	<u>7.10</u>	<u>652</u>	<u>13.1</u>	<u>190.9</u>	<u>9.35</u>	<u>0.00</u>	<u>130PSI</u> 30/15
<u>1430</u>		<u>6.94</u>	<u>648</u>	<u>13.7</u>	<u>184.1</u>	<u>6.89</u>	<u>0.00</u>	
<u>1435</u>	<u>173.24</u>	<u>6.98</u>	<u>640</u>	<u>13.6</u>	<u>185.9</u>	<u>7.63</u>	<u>0.00</u>	
<u>1440</u>		<u>6.96</u>	<u>623</u>	<u>13.1</u>	<u>182.8</u>	<u>7.64</u>	<u>0.00</u>	
<u>1445</u>	<u>173</u>	<u>6.95</u>	<u>627</u>	<u>13.6</u>	<u>182.3</u>	<u>7.61</u>	<u>0.00</u>	
<u>1450</u>								
<u>1455</u>								
Stabilization Criteria		± 0.1	3%	3%	± 10 mv	10%, or 3 <0.5	10%, or 3<5.0	

Purge Equipment: <u>YSI probe</u>	Flow Rate: <u>50 ml/min</u>
Laboratory: <u>Anatek/Onsite</u>	Date Sent to Lab: <u>12/13 & 12/14</u>
Shipment Method: <u>Dropped off</u>	Field QC Sample Number: <u>N/A</u>

Remarks:

Signature: 

Groundwater Sampling Field Data Sheet

Well #: **MW-5S**

Project Number: <u>553-8472-009</u>	Date: <u>12/2/25</u>
Project Name: <u>Yakima LPL</u>	Company Name: <u>Parametrix</u>
Project Address: <u>41 Rocky Top Road</u>	Sampled By: <u>Britt Hines</u>

Casing Diameter: 2" 4" 6" Other


Initial Depth to Water (feet below TOC): <u>218.44</u>	Purge Rate Measurement Method: <u>VSI Probe</u>
Top of Screen (feet bgs): <u>222</u>	Date Purged: <u>12/2/25</u>
Bottom of Screen (feet bgs): <u>243</u>	Purge Time (from/to): <u>1055 - 1130</u>
Reference Point (surveyor's notch, etc.): _____	Time Sampled: <u>1135</u>

TIME (2400 hr)	DEPTH TO WATER (ft)	pH (units)	Ec (µmhos/cm 25°C)	TEMP °C	Redox (mv)	Dissolved Oxygen mg/L	TURBIDITY (NTU)	PUMP SETTING
Initial	_____	_____	_____	_____	_____	_____	_____	_____
<u>1055</u>	_____	<u>7.70</u>	<u>364.6</u>	<u>14.1</u>	<u>214.7</u>	<u>11.65</u>	<u>3.75</u>	<u>150 PSI</u>
<u>1100</u>	<u>218.34</u>	<u>7.59</u>	<u>367.6</u>	<u>14.0</u>	<u>196.4</u>	<u>12.38</u>	<u>2.09</u>	_____
<u>1105</u>	_____	<u>7.77</u>	<u>607</u>	<u>14.0</u>	<u>171.6</u>	<u>1.78</u>	<u>1.59</u>	_____
<u>1110</u>	<u>218.43</u>	<u>7.83</u>	<u>413</u>	<u>13.9</u>	<u>142.2</u>	<u>0.63</u>	<u>0.33</u>	_____
<u>1115</u>	_____	<u>7.79</u>	<u>399</u>	<u>13.9</u>	<u>135</u>	<u>0.64</u>	<u>0.65</u>	_____
<u>1120</u>	_____	<u>7.77</u>	<u>363.3</u>	<u>13.9</u>	<u>127</u>	<u>2.34</u>	<u>0.00</u>	_____
<u>1125</u>	_____	<u>7.78</u>	<u>358.1</u>	<u>13.8</u>	<u>128.3</u>	<u>2.60</u>	<u>0.00</u>	_____
<u>1130</u>	<u>218.43</u>	<u>7.75</u>	<u>356.8</u>	<u>13.9</u>	<u>123.3</u>	<u>2.57</u>	<u>0.00</u>	_____
<u>1135</u>	_____	_____	_____	_____	_____	_____	_____	_____
Stabilization Criteria		± 0.1	3%	3%	± 10 mv	10%, or 3 < 0.5	10%, or 3 < 5.0	

40/20

Purge Equipment: <u>VSI Probe</u>	Flow Rate: <u>405 mL/min</u>
Laboratory: <u>Anatek, On Site</u>	Date Sent to Lab: <u>12/2, 12/4</u>
Shipment Method: <u>Dropped off</u>	Field QC Sample Number: <u>N/A</u>

Remarks:

Signature: 

Groundwater Sampling Field Data Sheet

Well #: MW-6S

Project Number: <u>553-8472-009</u>	Date: <u>12/3/25</u>
Project Name: <u>Yakima LPL</u>	Company Name: <u>Parametrix</u>
Project Address: <u>41 Rocky Top Road</u>	Sampled By: <u>Ben Hines</u>

Casing Diameter: 2" 4" 6" Other


Initial Depth to Water (feet below TOC): <u>98.5</u>	Purge Rate Measurement Method: <u>YSI Probe</u>
Top of Screen (feet bgs): <u>110</u>	Date Purged: <u>12/3/25</u>
Bottom of Screen (feet bgs): <u>130</u>	Purge Time (from/to): <u>1140-1205</u>
Reference Point (surveyor's notch, etc.): <u> </u>	Time Sampled: <u>1215</u>

TIME (2400 hr)	DEPTH TO WATER (ft)	pH (units)	Ec (µmhos/cm 25°C)	TEMP °C	Redox (mv)	Dissolved Oxygen mg/L	TURBIDITY (NTU)	PUMP SETTING
<u>Initial</u>	<u>98.57</u>							
<u>1140</u>								
<u>1145</u>								
<u>1150</u>		<u>7.67</u>	<u>611</u>	<u>12.1</u>	<u>194.3</u>	<u>11.66</u>	<u>0.61</u>	<u>110851</u>
<u>1155</u>		<u>7.46</u>	<u>629</u>	<u>12.1</u>	<u>180.8</u>	<u>6.67</u>	<u>0.00</u>	
<u>1200</u>	<u>99.73</u>	<u>7.38</u>	<u>636</u>	<u>12.2</u>	<u>174.5</u>	<u>6.22</u>	<u>0.00</u>	
<u>1205</u>		<u>7.37</u>	<u>622</u>	<u>12.2</u>	<u>172.8</u>	<u>5.92</u>	<u>0.00</u>	
<u>1210</u>								
<u>1215</u>								
Stabilization Criteria		± 0.1	3%	3%	± 10 mv	10%, or 3 <0.5	10%, or 3 <5.0	

40/20

Purge Equipment: <u>YSI Probe</u>	Flow Rate: <u>425 mL/min</u>
Laboratory: <u>Anitek, Onsite</u>	Date Sent to Lab: <u>12/4, 12/4</u>
Shipment Method: <u>dropped off</u>	Field QC Sample Number: <u>MW-135</u>

Remarks:
 Well frozen - purged/thawed from 1140-1150 before able to get a YSI reading
 MSY/MSD collected here

Signature: 

Groundwater Sampling Field Data Sheet

Well #: **MW-7D**

Project Number: 553-8472-009 **Date:** 12/2/25
Project Name: Yakima LPL **Company Name:** Parametrix
Project Address: 41 Rocky Top Road **Sampled By:** Bill Hines


Casing Diameter: 2" 4" 6" Other
Initial Depth to Water (feet below TOC): 449.12 **Purge Rate Measurement Method:** YSI Probe
Top of Screen (feet bgs): 475 **Date Purged:** 12/2/25
Bottom of Screen (feet bgs): 495 **Purge Time (from/to):** 1235-1330
Reference Point (surveyor's notch, etc.): _____ **Time Sampled:** 1330

TIME (2400 hr)	DEPTH TO WATER (ft)	pH (units)	Ec (µmhos/cm 25°C)	TEMP °C	Redox (mv)	Dissolved Oxygen mg/L	TURBIDITY (NTU)	PUMP SETTING
<u>Initial</u>	_____	_____	_____	_____	_____	_____	_____	_____
<u>1235</u>	<u>448.31</u>	<u>7.91</u>	<u>186.8</u>	<u>13.8</u>	<u>173.7</u>	<u>0.97</u>	<u>0.41</u>	<u>250 PSI</u>
<u>1240</u>	_____	<u>7.60</u>	<u>186.5</u>	<u>13.8</u>	<u>173.2</u>	<u>11.70</u>	<u>0.36</u>	_____
<u>1245</u>	_____	<u>7.47</u>	<u>196.6</u>	<u>14.0</u>	<u>164.7</u>	<u>1.33</u>	<u>0.00</u>	_____
<u>1250</u>	<u>448.8</u>	<u>7.58</u>	<u>186.5</u>	<u>13.9</u>	<u>161.5</u>	<u>3.70</u>	<u>0.00</u>	_____
<u>1255</u>	_____	<u>7.60</u>	<u>186.7</u>	<u>14.3</u>	<u>159.9</u>	<u>3.08</u>	<u>0.00</u>	_____
<u>1300</u>	_____	<u>7.65</u>	<u>186</u>	<u>13.9</u>	<u>156.1</u>	<u>1.82</u>	<u>0.00</u>	_____
<u>1305</u>	_____	<u>7.68</u>	<u>186.1</u>	<u>14.3</u>	<u>153.4</u>	<u>1.22</u>	<u>0.00</u>	_____
<u>1310</u>	_____	<u>7.71</u>	<u>186.1</u>	<u>14.4</u>	<u>150.1</u>	<u>0.62</u>	<u>0.00</u>	_____
<u>1315</u>	_____	<u>7.72</u>	<u>186</u>	<u>14.5</u>	<u>146.2</u>	<u>0.62</u>	<u>0.00</u>	_____
Stabilization Criteria		± 0.1	3%	3%	± 10 mv	10%, or 3 <0.5	10%, or 3 <5.0	

40/35

Purge Equipment: YSI Probe **Flow Rate:** 330 mL/min
Laboratory: Anatek, OnSite **Date Sent to Lab:** 12/2, 12/4
Shipment Method: Dropped off **Field QC Sample Number:** N/A

Remarks:	pH (units)	Ec (µmhos/cm 25°C)	TEMP °C	Redox (mv)	Dissolved Oxygen mg/L	TURBIDITY (NTU)
<u>1320</u>	<u>7.74</u>	<u>186.1</u>	<u>14.4</u>	<u>144.7</u>	<u>0.47</u>	<u>0.00</u>
<u>1325</u>	<u>7.73</u>	<u>186.3</u>	<u>14.4</u>	<u>143.6</u>	<u>0.43</u>	<u>0.00</u>
<u>1330</u>	<u>7.72</u>	<u>185.5</u>	<u>14.5</u>	<u>142.9</u>	<u>0.46</u>	<u>0.00</u>

Signature: 

Groundwater Sampling Field Data Sheet

Well #: MW-8D

Project Number: <u>553-8472-009</u>	Date: <u>12/3/25</u>
Project Name: <u>Yakima LPL</u>	Company Name: <u>Parametrix</u>
Project Address: <u>41 Rocky Top Road</u>	Sampled By: <u>Bri Hines</u>

Casing Diameter: 2" 4" 6" Other

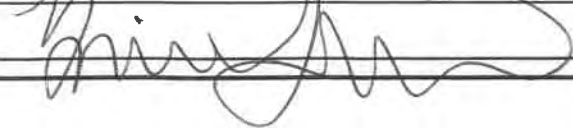
Initial Depth to Water (feet below TOC): <u>302.74</u>	Purge Rate Measurement Method: <u>VSI Probe</u>
Top of Screen (feet bgs): <u>375</u>	Date Purged: <u>12/3/25</u>
Bottom of Screen (feet bgs): <u>405</u>	Purge Time (from/to): <u>0920 - 0955</u>
Reference Point (surveyor's notch, etc.): _____	Time Sampled: <u>1000</u>

TIME (2400 hr)	DEPTH TO WATER (ft)	pH (units)	Ec (µmhos/cm 25°C)	TEMP °C	Redox (mv)	Dissolved Oxygen mg/L	TURBIDITY (NTU)	PUMP SETTING
Initial	<u>302.90</u>							
<u>0920</u>		<u>8.77</u>	<u>370.6</u>	<u>11.00</u>	<u>201.9</u>	<u>7.50</u>	<u>0.73</u>	<u>230PSI</u>
<u>0925</u>		<u>8.31</u>	<u>376.3</u>	<u>13.2</u>	<u>181.1</u>	<u>3.45</u>	<u>0.26</u>	
<u>0930</u>		<u>8.19</u>	<u>391.6</u>	<u>12.5</u>	<u>167.3</u>	<u>1.11</u>	<u>0.43</u>	
<u>0935</u>		<u>8.16</u>	<u>382.4</u>	<u>10.0</u>	<u>155.5</u>	<u>1.02</u>	<u>0.00</u>	
<u>0940</u>		<u>8.11</u>	<u>400.4</u>	<u>13.5</u>	<u>152</u>	<u>0.54</u>	<u>0.00</u>	
<u>0945</u>		<u>8.09</u>	<u>399.8</u>	<u>13.5</u>	<u>152.3</u>	<u>0.52</u>	<u>0.00</u>	
<u>0950</u>		<u>8.16</u>	<u>398.7</u>	<u>13.3</u>	<u>162.6</u>	<u>0.62</u>	<u>0.00</u>	
<u>0955</u>		<u>8.11</u>	<u>400.7</u>	<u>13.7</u>	<u>157.0</u>	<u>0.59</u>	<u>0.00</u>	
Stabilization Criteria		± 0.1	3%	3%	± 10 mv	10%, or 3 < 0.5	10%, or 3 < 5.0	

30/30

Purge Equipment: <u>VSI Probe</u>	Flow Rate: <u>380 ml/min</u>
Laboratory: <u>Anatek, on site</u>	Date Sent to Lab: <u>12/4, 12/4</u>
Shipment Method: <u>Dropped off</u>	Field QC Sample Number: <u>N/A</u>

Remarks:

Signature: 

Groundwater Sampling Field Data Sheet

Well #: **MW-9D**

Project Number: <u>553-8472-009</u>	Date: <u>12/2/25</u>
Project Name: <u>Yakima LPL</u>	Company Name: <u>Parametrix</u>
Project Address: <u>41 Rocky Top Road</u>	Sampled By: <u>Br Hines</u>

Casing Diameter: <u>2"</u> <u>4"</u> <u>6"</u> Other _____	
Initial Depth to Water (feet below TOC): <u>431.8</u>	Purge Rate Measurement Method: <u>YSI Probe</u>
Top of Screen (feet bgs): <u>420</u>	Date Purged: <u>12/2/25</u>
Bottom of Screen (feet bgs): <u>440</u>	Purge Time (from/to): <u>1520 - 1543.5</u>
Reference Point (surveyor's notch, etc.): _____	Time Sampled: <u>1540</u>

TIME (2400 hr)	DEPTH TO WATER (ft)	pH (units)	Ec (µmhos/cm 25°C)	TEMP °C	Redox (mv)	Dissolved Oxygen mg/L	TURBIDITY (NTU)	PUMP SETTING
Initial	_____	_____	_____	_____	_____	_____	_____	_____
<u>1520</u>	<u>431.64</u>	<u>7.28</u>	<u>447.2</u>	<u>9.4</u>	<u>182.4</u>	<u>11.92</u>	<u>1.22</u>	<u>240 PSI</u>
<u>1525</u>	_____	<u>7.22</u>	<u>455.8</u>	<u>12.4</u>	<u>180.4</u>	<u>12.09</u>	<u>0.00</u>	_____
<u>1530</u>	_____	<u>7.19</u>	<u>457.5</u>	<u>12.6</u>	<u>180.1</u>	<u>12.06</u>	<u>0.00</u>	_____
<u>1535</u>	_____	<u>7.18</u>	<u>457.1</u>	<u>12.5</u>	<u>179.4</u>	<u>10.99</u>	<u>0.00</u>	_____
<u>1540</u>	_____	_____	_____	_____	_____	_____	_____	_____
<u>1545</u>	<u>433.3</u>	_____	_____	_____	_____	_____	_____	_____
<u>1550</u>	_____	_____	_____	_____	_____	_____	_____	_____
<u>1555</u>	_____	_____	_____	_____	_____	_____	_____	_____
<u>1600</u>	_____	_____	_____	_____	_____	_____	_____	_____
Stabilization Criteria		± 0.1	3%	3%	± 10 mv	10%, or 3 <0.5	10%, or 3 <5.0	

60/40

Purge Equipment: <u>YSI Probe</u>	Flow Rate: <u>350 mL/min</u>
Laboratory: <u>Anutec, Onsite</u>	Date Sent to Lab: <u>12/3, 12/4</u>
Shipment Method: <u>Dropped off</u>	Field QC Sample Number: <u>N/A</u>

Remarks:

Signature: 

Groundwater Sampling Field Data Sheet

Well #: **MW-10D**

Project Number: 553-8472-009 **Date:** 12/3/25
Project Name: Yakima LPL **Company Name:** Parametrix
Project Address: 41 Rocky Top Road **Sampled By:** Ben Hines

Casing Diameter: 2" 4" 6" Other

Initial Depth to Water (feet below TOC): 80.86 **Purge Rate Measurement Method:** YSI Probe
Top of Screen (feet bgs): 147 **Date Purged:** 12/3/25
Bottom of Screen (feet bgs): 167 **Purge Time (from/to):** 1525 - 1540
Reference Point (surveyor's notch, etc.): _____ **Time Sampled:** 1545

TIME (2400 hr)	DEPTH TO WATER (ft)	pH (units)	Ec (µmhos/cm 25°C)	TEMP °C	Redox (mv)	Dissolved Oxygen mg/L	TURBIDITY (NTU)	PUMP SETTING
Initial	<u>80.70</u>							
<u>1525</u>		<u>7.67</u>	<u>227.3</u>	<u>12.4</u>	<u>191.2</u>	<u>17.17</u>	<u>0.07</u>	<u>95PSI</u>
<u>1530</u>		<u>7.30</u>	<u>227.9</u>	<u>13.7</u>	<u>184.3</u>	<u>5.06</u>	<u>0.00</u>	
<u>1535</u>		<u>7.28</u>	<u>226.6</u>	<u>13.7</u>	<u>180.5</u>	<u>5.52</u>	<u>0.00</u>	
<u>1540</u>		<u>7.28</u>	<u>225.6</u>	<u>13.7</u>	<u>175.6</u>	<u>5.92</u>	<u>0.00</u>	
<u>1545</u>								
<u>1550</u>								
<u>1555</u>								
<u>1600</u>								
Stabilization Criteria		± 0.1	3%	3%	± 10 mv	10%, or 3 < 0.5	10%, or 3 < 5.0	

20/10

Purge Equipment: YSI Probe **Flow Rate:** 290 mL/min
Laboratory: Anatek, On Site **Date Sent to Lab:** 12/4/25, both
Shipment Method: Dropped off **Field QC Sample Number:** N/A

Remarks:

Signature: Ben Hines

Field Data Sheet

Well #: Leachate Pond

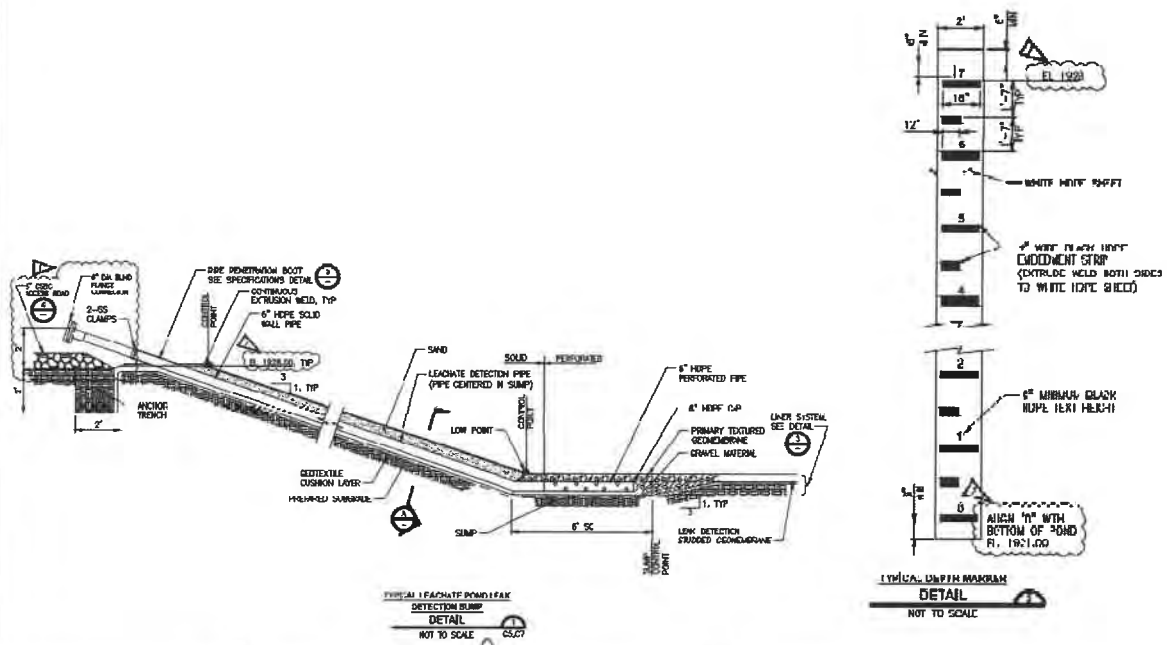
Project Number: _____	Date: <u>12/1/25</u>
Project Name: <u>Yakima LPL</u>	Client Name: <u>DTG Recycle</u>
Project Address: <u>41 Rocky Top Road</u> <u>Yakima, WA</u>	Measured By: <u>Br Hines</u>

TIME (2400 hr) <u>1030</u>	Depth to Water from top of Cleanout Pipe (ft) _____	Depth of Water in Leachate Pond (ft) <u>2.55</u>
----------------------------------	---	---

Remarks:

Top 1928 ft, bottom 1921 ft; approximate length of pipe 22 ft (3:1)

Pond design:



Signature: *Br Hines*

*Could not get the cap off the cleanout pipe to measure
 Could not collect samples b/c pond was frozen*

Attachment B

Laboratory Analytical Reports



14648 NE 95th Street, Redmond, WA 98052 • (425) 883-3881

December 12, 2025

Laura Lee
Parametrix, Inc.
719 2nd Avenue, Suite 200
Seattle, WA 98104

Re: Analytical Data for Project 553-8472-009
Laboratory Reference No. 2512-055

Dear Laura:

Enclosed are the analytical results and associated quality control data for samples submitted on December 4, 2025.

The standard policy of OnSite Environmental, Inc. is to store your samples for 30 days from the date of receipt. If you require longer storage, please contact the laboratory.

We appreciate the opportunity to be of service to you on this project. If you have any questions concerning the data, or need additional information, please feel free to call me.

Sincerely,

A handwritten signature in black ink, appearing to read "D. Baumeister", with a long horizontal flourish extending to the right.

David Baumeister
Project Manager

Enclosures



Date of Report: December 12, 2025
Samples Submitted: December 4, 2025
Laboratory Reference: 2512-055
Project: 553-8472-009

Case Narrative

Samples were collected on December 2, 3 and 4, 2025 and received by the laboratory on December 4, 2025. They were maintained at the laboratory at a temperature of 2°C to 6°C.

Please note that any and all soil sample results are reported on a dry-weight basis, unless otherwise noted below. However the soil results for the QA/QC samples are reported on a wet-weight basis.

General QA/QC issues associated with the analytical data enclosed in this laboratory report will be indicated with a reference to a comment or explanation on the Data Qualifier page. More complex and involved QA/QC issues will be discussed in detail below.

Volatiles EPA 8260D Analysis

The percent recovery for Chloromethane is outside the control limits in the Spike Blank. The method allows for a percentage of the compounds to fall outside of the control limits due to the large number of analytes being spiked.

The percent recovery for Carbon Disulfide is outside the control limits in the Matrix Spike. The method allows for a percentage of the compounds to fall outside of the control limits due to the large number of analytes being spiked.

Any other QA/QC issues associated with this extraction and analysis will be indicated with a footnote reference and discussed in detail on the Data Qualifier page.



Date of Report: December 12, 2025
 Samples Submitted: December 4, 2025
 Laboratory Reference: 2512-055
 Project: 553-8472-009

VOLATILE ORGANICS EPA 8260D/SIM
 page 1 of 2

Matrix: Water
 Units: ug/L

Analyte	Result	PQL	Method	Date Prepared	Date Analyzed	Flags
Client ID:	MW-1S					
Laboratory ID:	12-055-01					
Chloromethane	ND	1.0	EPA 8260D	12-5-25	12-5-25	
Vinyl Chloride (SIM)	ND	0.020	EPA 8260D/SIM	12-5-25	12-5-25	
Bromomethane	ND	2.0	EPA 8260D	12-5-25	12-5-25	
Chloroethane	ND	1.0	EPA 8260D	12-5-25	12-5-25	
Trichlorofluoromethane	ND	0.20	EPA 8260D	12-5-25	12-5-25	
1,1-Dichloroethene	ND	0.20	EPA 8260D	12-5-25	12-5-25	
Acetone	ND	5.0	EPA 8260D	12-5-25	12-5-25	
Iodomethane	ND	1.0	EPA 8260D	12-5-25	12-5-25	
Carbon Disulfide	ND	0.20	EPA 8260D	12-5-25	12-5-25	
Methylene Chloride	ND	1.0	EPA 8260D	12-5-25	12-5-25	
Acrylonitrile	ND	1.0	EPA 8260D	12-5-25	12-5-25	
(trans) 1,2-Dichloroethene	ND	0.20	EPA 8260D	12-5-25	12-5-25	
1,1-Dichloroethane	ND	0.20	EPA 8260D	12-5-25	12-5-25	
Vinyl Acetate	ND	1.0	EPA 8260D	12-5-25	12-5-25	
(cis) 1,2-Dichloroethene	ND	0.20	EPA 8260D	12-5-25	12-5-25	
2-Butanone	ND	5.0	EPA 8260D	12-5-25	12-5-25	
Bromochloromethane	ND	0.20	EPA 8260D	12-5-25	12-5-25	
Chloroform	ND	0.20	EPA 8260D	12-5-25	12-5-25	
1,1,1-Trichloroethane	ND	0.20	EPA 8260D	12-5-25	12-5-25	
Carbon Tetrachloride	ND	0.20	EPA 8260D	12-5-25	12-5-25	
Benzene	ND	0.20	EPA 8260D	12-5-25	12-5-25	
1,2-Dichloroethane	ND	0.20	EPA 8260D	12-5-25	12-5-25	
Trichloroethene	ND	0.20	EPA 8260D	12-5-25	12-5-25	
1,2-Dichloropropane	ND	0.20	EPA 8260D	12-5-25	12-5-25	
Dibromomethane	ND	0.20	EPA 8260D	12-5-25	12-5-25	
Bromodichloromethane	ND	0.20	EPA 8260D	12-5-25	12-5-25	
(cis) 1,3-Dichloropropene	ND	0.20	EPA 8260D	12-5-25	12-5-25	
Methyl Isobutyl Ketone	ND	2.0	EPA 8260D	12-5-25	12-5-25	
Toluene	ND	1.0	EPA 8260D	12-5-25	12-5-25	
(trans) 1,3-Dichloropropene	ND	0.20	EPA 8260D	12-5-25	12-5-25	
1,1,2-Trichloroethane	ND	0.20	EPA 8260D	12-5-25	12-5-25	
Tetrachloroethene	ND	0.20	EPA 8260D	12-5-25	12-5-25	



Date of Report: December 12, 2025
 Samples Submitted: December 4, 2025
 Laboratory Reference: 2512-055
 Project: 553-8472-009

VOLATILE ORGANICS EPA 8260D/SIM
 page 2 of 2

Analyte	Result	PQL	Method	Date Prepared	Date Analyzed	Flags
Client ID:	MW-1S					
Laboratory ID:	12-055-01					
2-Hexanone	ND	2.0	EPA 8260D	12-5-25	12-5-25	
Dibromochloromethane	ND	0.20	EPA 8260D	12-5-25	12-5-25	
1,2-Dibromoethane (SIM)	ND	0.020	EPA 8260D/SIM	12-5-25	12-5-25	
Chlorobenzene	ND	0.20	EPA 8260D	12-5-25	12-5-25	
1,1,1,2-Tetrachloroethane	ND	0.20	EPA 8260D	12-5-25	12-5-25	
Ethylbenzene	ND	0.20	EPA 8260D	12-5-25	12-5-25	
m,p-Xylene	ND	0.40	EPA 8260D	12-5-25	12-5-25	
o-Xylene	ND	0.20	EPA 8260D	12-5-25	12-5-25	
Styrene	ND	0.20	EPA 8260D	12-5-25	12-5-25	
Bromoform	ND	1.0	EPA 8260D	12-5-25	12-5-25	
1,1,2,2-Tetrachloroethane	ND	0.20	EPA 8260D	12-5-25	12-5-25	
1,2,3-Trichloropropane	ND	0.20	EPA 8260D	12-5-25	12-5-25	
(trans) 1,4-Dichloro-2-butene	ND	1.0	EPA 8260D	12-5-25	12-5-25	
1,4-Dichlorobenzene	ND	0.20	EPA 8260D	12-5-25	12-5-25	
1,2-Dichlorobenzene	ND	0.20	EPA 8260D	12-5-25	12-5-25	
1,2-Dibromo-3-chloropropane	ND	1.0	EPA 8260D	12-5-25	12-5-25	
Naphthalene	ND	1.0	EPA 8260D	12-5-25	12-5-25	
<i>Surrogate:</i>	<i>Percent Recovery</i>	<i>Control Limits</i>				
<i>Dibromofluoromethane</i>	<i>98</i>	<i>68-133</i>				
<i>Toluene-d8</i>	<i>97</i>	<i>79-123</i>				
<i>4-Bromofluorobenzene</i>	<i>100</i>	<i>78-117</i>				



Date of Report: December 12, 2025
 Samples Submitted: December 4, 2025
 Laboratory Reference: 2512-055
 Project: 553-8472-009

VOLATILE ORGANICS EPA 8260D/SIM
 page 1 of 2

Matrix: Water
 Units: ug/L

Analyte	Result	PQL	Method	Date Prepared	Date Analyzed	Flags
Client ID:	MW-2S					
Laboratory ID:	12-055-02					
Chloromethane	ND	1.0	EPA 8260D	12-5-25	12-5-25	
Vinyl Chloride (SIM)	ND	0.020	EPA 8260D/SIM	12-5-25	12-5-25	
Bromomethane	ND	2.0	EPA 8260D	12-5-25	12-5-25	
Chloroethane	ND	1.0	EPA 8260D	12-5-25	12-5-25	
Trichlorofluoromethane	ND	0.20	EPA 8260D	12-5-25	12-5-25	
1,1-Dichloroethene	ND	0.20	EPA 8260D	12-5-25	12-5-25	
Acetone	ND	5.0	EPA 8260D	12-5-25	12-5-25	
Iodomethane	ND	1.0	EPA 8260D	12-5-25	12-5-25	
Carbon Disulfide	ND	0.20	EPA 8260D	12-5-25	12-5-25	
Methylene Chloride	ND	1.0	EPA 8260D	12-5-25	12-5-25	
Acrylonitrile	ND	1.0	EPA 8260D	12-5-25	12-5-25	
(trans) 1,2-Dichloroethene	ND	0.20	EPA 8260D	12-5-25	12-5-25	
1,1-Dichloroethane	ND	0.20	EPA 8260D	12-5-25	12-5-25	
Vinyl Acetate	ND	1.0	EPA 8260D	12-5-25	12-5-25	
(cis) 1,2-Dichloroethene	ND	0.20	EPA 8260D	12-5-25	12-5-25	
2-Butanone	ND	5.0	EPA 8260D	12-5-25	12-5-25	
Bromochloromethane	ND	0.20	EPA 8260D	12-5-25	12-5-25	
Chloroform	ND	0.20	EPA 8260D	12-5-25	12-5-25	
1,1,1-Trichloroethane	ND	0.20	EPA 8260D	12-5-25	12-5-25	
Carbon Tetrachloride	ND	0.20	EPA 8260D	12-5-25	12-5-25	
Benzene	ND	0.20	EPA 8260D	12-5-25	12-5-25	
1,2-Dichloroethane	ND	0.20	EPA 8260D	12-5-25	12-5-25	
Trichloroethene	ND	0.20	EPA 8260D	12-5-25	12-5-25	
1,2-Dichloropropane	ND	0.20	EPA 8260D	12-5-25	12-5-25	
Dibromomethane	ND	0.20	EPA 8260D	12-5-25	12-5-25	
Bromodichloromethane	ND	0.20	EPA 8260D	12-5-25	12-5-25	
(cis) 1,3-Dichloropropene	ND	0.20	EPA 8260D	12-5-25	12-5-25	
Methyl Isobutyl Ketone	ND	2.0	EPA 8260D	12-5-25	12-5-25	
Toluene	ND	1.0	EPA 8260D	12-5-25	12-5-25	
(trans) 1,3-Dichloropropene	ND	0.20	EPA 8260D	12-5-25	12-5-25	
1,1,2-Trichloroethane	ND	0.20	EPA 8260D	12-5-25	12-5-25	
Tetrachloroethene	ND	0.20	EPA 8260D	12-5-25	12-5-25	



Date of Report: December 12, 2025
 Samples Submitted: December 4, 2025
 Laboratory Reference: 2512-055
 Project: 553-8472-009

VOLATILE ORGANICS EPA 8260D/SIM
 page 2 of 2

Analyte	Result	PQL	Method	Date Prepared	Date Analyzed	Flags
Client ID:	MW-2S					
Laboratory ID:	12-055-02					
2-Hexanone	ND	2.0	EPA 8260D	12-5-25	12-5-25	
Dibromochloromethane	ND	0.20	EPA 8260D	12-5-25	12-5-25	
1,2-Dibromoethane (SIM)	ND	0.020	EPA 8260D/SIM	12-5-25	12-5-25	
Chlorobenzene	ND	0.20	EPA 8260D	12-5-25	12-5-25	
1,1,1,2-Tetrachloroethane	ND	0.20	EPA 8260D	12-5-25	12-5-25	
Ethylbenzene	ND	0.20	EPA 8260D	12-5-25	12-5-25	
m,p-Xylene	ND	0.40	EPA 8260D	12-5-25	12-5-25	
o-Xylene	ND	0.20	EPA 8260D	12-5-25	12-5-25	
Styrene	ND	0.20	EPA 8260D	12-5-25	12-5-25	
Bromoform	ND	1.0	EPA 8260D	12-5-25	12-5-25	
1,1,2,2-Tetrachloroethane	ND	0.20	EPA 8260D	12-5-25	12-5-25	
1,2,3-Trichloropropane	ND	0.20	EPA 8260D	12-5-25	12-5-25	
(trans) 1,4-Dichloro-2-butene	ND	1.0	EPA 8260D	12-5-25	12-5-25	
1,4-Dichlorobenzene	ND	0.20	EPA 8260D	12-5-25	12-5-25	
1,2-Dichlorobenzene	ND	0.20	EPA 8260D	12-5-25	12-5-25	
1,2-Dibromo-3-chloropropane	ND	1.0	EPA 8260D	12-5-25	12-5-25	
Naphthalene	ND	1.0	EPA 8260D	12-5-25	12-5-25	
<i>Surrogate:</i>	<i>Percent Recovery</i>	<i>Control Limits</i>				
<i>Dibromofluoromethane</i>	<i>96</i>	<i>68-133</i>				
<i>Toluene-d8</i>	<i>93</i>	<i>79-123</i>				
<i>4-Bromofluorobenzene</i>	<i>95</i>	<i>78-117</i>				



Date of Report: December 12, 2025
 Samples Submitted: December 4, 2025
 Laboratory Reference: 2512-055
 Project: 553-8472-009

VOLATILE ORGANICS EPA 8260D/SIM
 page 1 of 2

Matrix: Water
 Units: ug/L

Analyte	Result	PQL	Method	Date Prepared	Date Analyzed	Flags
Client ID:	MW-3S					
Laboratory ID:	12-055-03					
Chloromethane	ND	1.0	EPA 8260D	12-5-25	12-5-25	
Vinyl Chloride (SIM)	ND	0.020	EPA 8260D/SIM	12-5-25	12-5-25	
Bromomethane	ND	2.0	EPA 8260D	12-5-25	12-5-25	
Chloroethane	ND	1.0	EPA 8260D	12-5-25	12-5-25	
Trichlorofluoromethane	ND	0.20	EPA 8260D	12-5-25	12-5-25	
1,1-Dichloroethene	ND	0.20	EPA 8260D	12-5-25	12-5-25	
Acetone	ND	5.0	EPA 8260D	12-5-25	12-5-25	
Iodomethane	ND	1.0	EPA 8260D	12-5-25	12-5-25	
Carbon Disulfide	ND	0.20	EPA 8260D	12-5-25	12-5-25	
Methylene Chloride	ND	1.0	EPA 8260D	12-5-25	12-5-25	
Acrylonitrile	ND	1.0	EPA 8260D	12-5-25	12-5-25	
(trans) 1,2-Dichloroethene	ND	0.20	EPA 8260D	12-5-25	12-5-25	
1,1-Dichloroethane	ND	0.20	EPA 8260D	12-5-25	12-5-25	
Vinyl Acetate	ND	1.0	EPA 8260D	12-5-25	12-5-25	
(cis) 1,2-Dichloroethene	ND	0.20	EPA 8260D	12-5-25	12-5-25	
2-Butanone	ND	5.0	EPA 8260D	12-5-25	12-5-25	
Bromochloromethane	ND	0.20	EPA 8260D	12-5-25	12-5-25	
Chloroform	ND	0.20	EPA 8260D	12-5-25	12-5-25	
1,1,1-Trichloroethane	ND	0.20	EPA 8260D	12-5-25	12-5-25	
Carbon Tetrachloride	ND	0.20	EPA 8260D	12-5-25	12-5-25	
Benzene	ND	0.20	EPA 8260D	12-5-25	12-5-25	
1,2-Dichloroethane	ND	0.20	EPA 8260D	12-5-25	12-5-25	
Trichloroethene	ND	0.20	EPA 8260D	12-5-25	12-5-25	
1,2-Dichloropropane	ND	0.20	EPA 8260D	12-5-25	12-5-25	
Dibromomethane	ND	0.20	EPA 8260D	12-5-25	12-5-25	
Bromodichloromethane	ND	0.20	EPA 8260D	12-5-25	12-5-25	
(cis) 1,3-Dichloropropene	ND	0.20	EPA 8260D	12-5-25	12-5-25	
Methyl Isobutyl Ketone	ND	2.0	EPA 8260D	12-5-25	12-5-25	
Toluene	ND	1.0	EPA 8260D	12-5-25	12-5-25	
(trans) 1,3-Dichloropropene	ND	0.20	EPA 8260D	12-5-25	12-5-25	
1,1,2-Trichloroethane	ND	0.20	EPA 8260D	12-5-25	12-5-25	
Tetrachloroethene	ND	0.20	EPA 8260D	12-5-25	12-5-25	



Date of Report: December 12, 2025
 Samples Submitted: December 4, 2025
 Laboratory Reference: 2512-055
 Project: 553-8472-009

VOLATILE ORGANICS EPA 8260D/SIM
 page 2 of 2

Analyte	Result	PQL	Method	Date Prepared	Date Analyzed	Flags
Client ID:	MW-3S					
Laboratory ID:	12-055-03					
2-Hexanone	ND	2.0	EPA 8260D	12-5-25	12-5-25	
Dibromochloromethane	ND	0.20	EPA 8260D	12-5-25	12-5-25	
1,2-Dibromoethane (SIM)	ND	0.020	EPA 8260D/SIM	12-5-25	12-5-25	
Chlorobenzene	ND	0.20	EPA 8260D	12-5-25	12-5-25	
1,1,1,2-Tetrachloroethane	ND	0.20	EPA 8260D	12-5-25	12-5-25	
Ethylbenzene	ND	0.20	EPA 8260D	12-5-25	12-5-25	
m,p-Xylene	ND	0.40	EPA 8260D	12-5-25	12-5-25	
o-Xylene	ND	0.20	EPA 8260D	12-5-25	12-5-25	
Styrene	ND	0.20	EPA 8260D	12-5-25	12-5-25	
Bromoform	ND	1.0	EPA 8260D	12-5-25	12-5-25	
1,1,2,2-Tetrachloroethane	ND	0.20	EPA 8260D	12-5-25	12-5-25	
1,2,3-Trichloropropane	ND	0.20	EPA 8260D	12-5-25	12-5-25	
(trans) 1,4-Dichloro-2-butene	ND	1.0	EPA 8260D	12-5-25	12-5-25	
1,4-Dichlorobenzene	ND	0.20	EPA 8260D	12-5-25	12-5-25	
1,2-Dichlorobenzene	ND	0.20	EPA 8260D	12-5-25	12-5-25	
1,2-Dibromo-3-chloropropane	ND	1.0	EPA 8260D	12-5-25	12-5-25	
Naphthalene	ND	1.0	EPA 8260D	12-5-25	12-5-25	
<i>Surrogate:</i>	<i>Percent Recovery</i>	<i>Control Limits</i>				
<i>Dibromofluoromethane</i>	<i>101</i>	<i>68-133</i>				
<i>Toluene-d8</i>	<i>94</i>	<i>79-123</i>				
<i>4-Bromofluorobenzene</i>	<i>95</i>	<i>78-117</i>				



Date of Report: December 12, 2025
 Samples Submitted: December 4, 2025
 Laboratory Reference: 2512-055
 Project: 553-8472-009

VOLATILE ORGANICS EPA 8260D/SIM
 page 1 of 2

Matrix: Water
 Units: ug/L

Analyte	Result	PQL	Method	Date Prepared	Date Analyzed	Flags
Client ID:	MW-4S					
Laboratory ID:	12-055-04					
Chloromethane	ND	1.0	EPA 8260D	12-5-25	12-5-25	
Vinyl Chloride (SIM)	ND	0.020	EPA 8260D/SIM	12-5-25	12-5-25	
Bromomethane	ND	2.0	EPA 8260D	12-5-25	12-5-25	
Chloroethane	ND	1.0	EPA 8260D	12-5-25	12-5-25	
Trichlorofluoromethane	ND	0.20	EPA 8260D	12-5-25	12-5-25	
1,1-Dichloroethene	ND	0.20	EPA 8260D	12-5-25	12-5-25	
Acetone	ND	5.0	EPA 8260D	12-5-25	12-5-25	
Iodomethane	ND	1.0	EPA 8260D	12-5-25	12-5-25	
Carbon Disulfide	ND	0.20	EPA 8260D	12-5-25	12-5-25	
Methylene Chloride	ND	1.0	EPA 8260D	12-5-25	12-5-25	
Acrylonitrile	ND	1.0	EPA 8260D	12-5-25	12-5-25	
(trans) 1,2-Dichloroethene	ND	0.20	EPA 8260D	12-5-25	12-5-25	
1,1-Dichloroethane	ND	0.20	EPA 8260D	12-5-25	12-5-25	
Vinyl Acetate	ND	1.0	EPA 8260D	12-5-25	12-5-25	
(cis) 1,2-Dichloroethene	ND	0.20	EPA 8260D	12-5-25	12-5-25	
2-Butanone	ND	5.0	EPA 8260D	12-5-25	12-5-25	
Bromochloromethane	ND	0.20	EPA 8260D	12-5-25	12-5-25	
Chloroform	ND	0.20	EPA 8260D	12-5-25	12-5-25	
1,1,1-Trichloroethane	ND	0.20	EPA 8260D	12-5-25	12-5-25	
Carbon Tetrachloride	ND	0.20	EPA 8260D	12-5-25	12-5-25	
Benzene	ND	0.20	EPA 8260D	12-5-25	12-5-25	
1,2-Dichloroethane	ND	0.20	EPA 8260D	12-5-25	12-5-25	
Trichloroethene	ND	0.20	EPA 8260D	12-5-25	12-5-25	
1,2-Dichloropropane	ND	0.20	EPA 8260D	12-5-25	12-5-25	
Dibromomethane	ND	0.20	EPA 8260D	12-5-25	12-5-25	
Bromodichloromethane	ND	0.20	EPA 8260D	12-5-25	12-5-25	
(cis) 1,3-Dichloropropene	ND	0.20	EPA 8260D	12-5-25	12-5-25	
Methyl Isobutyl Ketone	ND	2.0	EPA 8260D	12-5-25	12-5-25	
Toluene	ND	1.0	EPA 8260D	12-5-25	12-5-25	
(trans) 1,3-Dichloropropene	ND	0.20	EPA 8260D	12-5-25	12-5-25	
1,1,2-Trichloroethane	ND	0.20	EPA 8260D	12-5-25	12-5-25	
Tetrachloroethene	ND	0.20	EPA 8260D	12-5-25	12-5-25	



Date of Report: December 12, 2025
 Samples Submitted: December 4, 2025
 Laboratory Reference: 2512-055
 Project: 553-8472-009

VOLATILE ORGANICS EPA 8260D/SIM
 page 2 of 2

Analyte	Result	PQL	Method	Date Prepared	Date Analyzed	Flags
Client ID:	MW-4S					
Laboratory ID:	12-055-04					
2-Hexanone	ND	2.0	EPA 8260D	12-5-25	12-5-25	
Dibromochloromethane	ND	0.20	EPA 8260D	12-5-25	12-5-25	
1,2-Dibromoethane (SIM)	ND	0.020	EPA 8260D/SIM	12-5-25	12-5-25	
Chlorobenzene	ND	0.20	EPA 8260D	12-5-25	12-5-25	
1,1,1,2-Tetrachloroethane	ND	0.20	EPA 8260D	12-5-25	12-5-25	
Ethylbenzene	ND	0.20	EPA 8260D	12-5-25	12-5-25	
m,p-Xylene	ND	0.40	EPA 8260D	12-5-25	12-5-25	
o-Xylene	ND	0.20	EPA 8260D	12-5-25	12-5-25	
Styrene	ND	0.20	EPA 8260D	12-5-25	12-5-25	
Bromoform	ND	1.0	EPA 8260D	12-5-25	12-5-25	
1,1,2,2-Tetrachloroethane	ND	0.20	EPA 8260D	12-5-25	12-5-25	
1,2,3-Trichloropropane	ND	0.20	EPA 8260D	12-5-25	12-5-25	
(trans) 1,4-Dichloro-2-butene	ND	1.0	EPA 8260D	12-5-25	12-5-25	
1,4-Dichlorobenzene	ND	0.20	EPA 8260D	12-5-25	12-5-25	
1,2-Dichlorobenzene	ND	0.20	EPA 8260D	12-5-25	12-5-25	
1,2-Dibromo-3-chloropropane	ND	1.0	EPA 8260D	12-5-25	12-5-25	
Naphthalene	ND	1.0	EPA 8260D	12-5-25	12-5-25	
<i>Surrogate:</i>	<i>Percent Recovery</i>	<i>Control Limits</i>				
<i>Dibromofluoromethane</i>	<i>100</i>	<i>68-133</i>				
<i>Toluene-d8</i>	<i>96</i>	<i>79-123</i>				
<i>4-Bromofluorobenzene</i>	<i>97</i>	<i>78-117</i>				



Date of Report: December 12, 2025
 Samples Submitted: December 4, 2025
 Laboratory Reference: 2512-055
 Project: 553-8472-009

VOLATILE ORGANICS EPA 8260D/SIM
 page 1 of 2

Matrix: Water
 Units: ug/L

Analyte	Result	PQL	Method	Date Prepared	Date Analyzed	Flags
Client ID:	MW-5S					
Laboratory ID:	12-055-05					
Chloromethane	ND	1.0	EPA 8260D	12-5-25	12-5-25	
Vinyl Chloride (SIM)	ND	0.020	EPA 8260D/SIM	12-5-25	12-5-25	
Bromomethane	ND	2.0	EPA 8260D	12-5-25	12-5-25	
Chloroethane	ND	1.0	EPA 8260D	12-5-25	12-5-25	
Trichlorofluoromethane	ND	0.20	EPA 8260D	12-5-25	12-5-25	
1,1-Dichloroethene	ND	0.20	EPA 8260D	12-5-25	12-5-25	
Acetone	ND	5.0	EPA 8260D	12-5-25	12-5-25	
Iodomethane	ND	1.0	EPA 8260D	12-5-25	12-5-25	
Carbon Disulfide	ND	0.20	EPA 8260D	12-5-25	12-5-25	
Methylene Chloride	ND	1.0	EPA 8260D	12-5-25	12-5-25	
Acrylonitrile	ND	1.0	EPA 8260D	12-5-25	12-5-25	
(trans) 1,2-Dichloroethene	ND	0.20	EPA 8260D	12-5-25	12-5-25	
1,1-Dichloroethane	ND	0.20	EPA 8260D	12-5-25	12-5-25	
Vinyl Acetate	ND	1.0	EPA 8260D	12-5-25	12-5-25	
(cis) 1,2-Dichloroethene	ND	0.20	EPA 8260D	12-5-25	12-5-25	
2-Butanone	ND	5.0	EPA 8260D	12-5-25	12-5-25	
Bromochloromethane	ND	0.20	EPA 8260D	12-5-25	12-5-25	
Chloroform	ND	0.20	EPA 8260D	12-5-25	12-5-25	
1,1,1-Trichloroethane	ND	0.20	EPA 8260D	12-5-25	12-5-25	
Carbon Tetrachloride	ND	0.20	EPA 8260D	12-5-25	12-5-25	
Benzene	ND	0.20	EPA 8260D	12-5-25	12-5-25	
1,2-Dichloroethane	ND	0.20	EPA 8260D	12-5-25	12-5-25	
Trichloroethene	ND	0.20	EPA 8260D	12-5-25	12-5-25	
1,2-Dichloropropane	ND	0.20	EPA 8260D	12-5-25	12-5-25	
Dibromomethane	ND	0.20	EPA 8260D	12-5-25	12-5-25	
Bromodichloromethane	ND	0.20	EPA 8260D	12-5-25	12-5-25	
(cis) 1,3-Dichloropropene	ND	0.20	EPA 8260D	12-5-25	12-5-25	
Methyl Isobutyl Ketone	ND	2.0	EPA 8260D	12-5-25	12-5-25	
Toluene	ND	1.0	EPA 8260D	12-5-25	12-5-25	
(trans) 1,3-Dichloropropene	ND	0.20	EPA 8260D	12-5-25	12-5-25	
1,1,2-Trichloroethane	ND	0.20	EPA 8260D	12-5-25	12-5-25	
Tetrachloroethene	ND	0.20	EPA 8260D	12-5-25	12-5-25	



Date of Report: December 12, 2025
 Samples Submitted: December 4, 2025
 Laboratory Reference: 2512-055
 Project: 553-8472-009

VOLATILE ORGANICS EPA 8260D/SIM
 page 2 of 2

Analyte	Result	PQL	Method	Date Prepared	Date Analyzed	Flags
Client ID:	MW-5S					
Laboratory ID:	12-055-05					
2-Hexanone	ND	2.0	EPA 8260D	12-5-25	12-5-25	
Dibromochloromethane	ND	0.20	EPA 8260D	12-5-25	12-5-25	
1,2-Dibromoethane (SIM)	ND	0.020	EPA 8260D/SIM	12-5-25	12-5-25	
Chlorobenzene	ND	0.20	EPA 8260D	12-5-25	12-5-25	
1,1,1,2-Tetrachloroethane	ND	0.20	EPA 8260D	12-5-25	12-5-25	
Ethylbenzene	ND	0.20	EPA 8260D	12-5-25	12-5-25	
m,p-Xylene	ND	0.40	EPA 8260D	12-5-25	12-5-25	
o-Xylene	ND	0.20	EPA 8260D	12-5-25	12-5-25	
Styrene	ND	0.20	EPA 8260D	12-5-25	12-5-25	
Bromoform	ND	1.0	EPA 8260D	12-5-25	12-5-25	
1,1,2,2-Tetrachloroethane	ND	0.20	EPA 8260D	12-5-25	12-5-25	
1,2,3-Trichloropropane	ND	0.20	EPA 8260D	12-5-25	12-5-25	
(trans) 1,4-Dichloro-2-butene	ND	1.0	EPA 8260D	12-5-25	12-5-25	
1,4-Dichlorobenzene	ND	0.20	EPA 8260D	12-5-25	12-5-25	
1,2-Dichlorobenzene	ND	0.20	EPA 8260D	12-5-25	12-5-25	
1,2-Dibromo-3-chloropropane	ND	1.0	EPA 8260D	12-5-25	12-5-25	
Naphthalene	ND	1.0	EPA 8260D	12-5-25	12-5-25	
<i>Surrogate:</i>	<i>Percent Recovery</i>	<i>Control Limits</i>				
<i>Dibromofluoromethane</i>	<i>99</i>	<i>68-133</i>				
<i>Toluene-d8</i>	<i>86</i>	<i>79-123</i>				
<i>4-Bromofluorobenzene</i>	<i>98</i>	<i>78-117</i>				



Date of Report: December 12, 2025
 Samples Submitted: December 4, 2025
 Laboratory Reference: 2512-055
 Project: 553-8472-009

VOLATILE ORGANICS EPA 8260D/SIM
 page 1 of 2

Matrix: Water
 Units: ug/L

Analyte	Result	PQL	Method	Date Prepared	Date Analyzed	Flags
Client ID:	MW-6S					
Laboratory ID:	12-055-06					
Chloromethane	ND	1.0	EPA 8260D	12-5-25	12-5-25	
Vinyl Chloride (SIM)	ND	0.020	EPA 8260D/SIM	12-5-25	12-5-25	
Bromomethane	ND	2.0	EPA 8260D	12-5-25	12-5-25	
Chloroethane	ND	1.0	EPA 8260D	12-5-25	12-5-25	
Trichlorofluoromethane	ND	0.20	EPA 8260D	12-5-25	12-5-25	
1,1-Dichloroethene	ND	0.20	EPA 8260D	12-5-25	12-5-25	
Acetone	ND	5.0	EPA 8260D	12-5-25	12-5-25	
Iodomethane	ND	1.0	EPA 8260D	12-5-25	12-5-25	
Carbon Disulfide	ND	0.20	EPA 8260D	12-5-25	12-5-25	
Methylene Chloride	ND	1.0	EPA 8260D	12-5-25	12-5-25	
Acrylonitrile	ND	1.0	EPA 8260D	12-5-25	12-5-25	
(trans) 1,2-Dichloroethene	ND	0.20	EPA 8260D	12-5-25	12-5-25	
1,1-Dichloroethane	ND	0.20	EPA 8260D	12-5-25	12-5-25	
Vinyl Acetate	ND	1.0	EPA 8260D	12-5-25	12-5-25	
(cis) 1,2-Dichloroethene	ND	0.20	EPA 8260D	12-5-25	12-5-25	
2-Butanone	ND	5.0	EPA 8260D	12-5-25	12-5-25	
Bromochloromethane	ND	0.20	EPA 8260D	12-5-25	12-5-25	
Chloroform	ND	0.20	EPA 8260D	12-5-25	12-5-25	
1,1,1-Trichloroethane	ND	0.20	EPA 8260D	12-5-25	12-5-25	
Carbon Tetrachloride	ND	0.20	EPA 8260D	12-5-25	12-5-25	
Benzene	ND	0.20	EPA 8260D	12-5-25	12-5-25	
1,2-Dichloroethane	ND	0.20	EPA 8260D	12-5-25	12-5-25	
Trichloroethene	ND	0.20	EPA 8260D	12-5-25	12-5-25	
1,2-Dichloropropane	ND	0.20	EPA 8260D	12-5-25	12-5-25	
Dibromomethane	ND	0.20	EPA 8260D	12-5-25	12-5-25	
Bromodichloromethane	ND	0.20	EPA 8260D	12-5-25	12-5-25	
(cis) 1,3-Dichloropropene	ND	0.20	EPA 8260D	12-5-25	12-5-25	
Methyl Isobutyl Ketone	ND	2.0	EPA 8260D	12-5-25	12-5-25	
Toluene	ND	1.0	EPA 8260D	12-5-25	12-5-25	
(trans) 1,3-Dichloropropene	ND	0.20	EPA 8260D	12-5-25	12-5-25	
1,1,2-Trichloroethane	ND	0.20	EPA 8260D	12-5-25	12-5-25	
Tetrachloroethene	ND	0.20	EPA 8260D	12-5-25	12-5-25	



Date of Report: December 12, 2025
 Samples Submitted: December 4, 2025
 Laboratory Reference: 2512-055
 Project: 553-8472-009

VOLATILE ORGANICS EPA 8260D/SIM
 page 2 of 2

Analyte	Result	PQL	Method	Date Prepared	Date Analyzed	Flags
Client ID:	MW-6S					
Laboratory ID:	12-055-06					
2-Hexanone	ND	2.0	EPA 8260D	12-5-25	12-5-25	
Dibromochloromethane	ND	0.20	EPA 8260D	12-5-25	12-5-25	
1,2-Dibromoethane (SIM)	ND	0.020	EPA 8260D/SIM	12-5-25	12-5-25	
Chlorobenzene	ND	0.20	EPA 8260D	12-5-25	12-5-25	
1,1,1,2-Tetrachloroethane	ND	0.20	EPA 8260D	12-5-25	12-5-25	
Ethylbenzene	ND	0.20	EPA 8260D	12-5-25	12-5-25	
m,p-Xylene	ND	0.40	EPA 8260D	12-5-25	12-5-25	
o-Xylene	ND	0.20	EPA 8260D	12-5-25	12-5-25	
Styrene	ND	0.20	EPA 8260D	12-5-25	12-5-25	
Bromoform	ND	1.0	EPA 8260D	12-5-25	12-5-25	
1,1,2,2-Tetrachloroethane	ND	0.20	EPA 8260D	12-5-25	12-5-25	
1,2,3-Trichloropropane	ND	0.20	EPA 8260D	12-5-25	12-5-25	
(trans) 1,4-Dichloro-2-butene	ND	1.0	EPA 8260D	12-5-25	12-5-25	
1,4-Dichlorobenzene	ND	0.20	EPA 8260D	12-5-25	12-5-25	
1,2-Dichlorobenzene	ND	0.20	EPA 8260D	12-5-25	12-5-25	
1,2-Dibromo-3-chloropropane	ND	1.0	EPA 8260D	12-5-25	12-5-25	
Naphthalene	ND	1.0	EPA 8260D	12-5-25	12-5-25	
<i>Surrogate:</i>	<i>Percent Recovery</i>	<i>Control Limits</i>				
<i>Dibromofluoromethane</i>	<i>100</i>	<i>68-133</i>				
<i>Toluene-d8</i>	<i>97</i>	<i>79-123</i>				
<i>4-Bromofluorobenzene</i>	<i>103</i>	<i>78-117</i>				



Date of Report: December 12, 2025
 Samples Submitted: December 4, 2025
 Laboratory Reference: 2512-055
 Project: 553-8472-009

VOLATILE ORGANICS EPA 8260D/SIM
 page 1 of 2

Matrix: Water
 Units: ug/L

Analyte	Result	PQL	Method	Date Prepared	Date Analyzed	Flags
Client ID:	MW-11S					
Laboratory ID:	12-055-07					
Chloromethane	ND	1.0	EPA 8260D	12-5-25	12-5-25	
Vinyl Chloride (SIM)	ND	0.020	EPA 8260D/SIM	12-5-25	12-5-25	
Bromomethane	ND	2.0	EPA 8260D	12-5-25	12-5-25	
Chloroethane	ND	1.0	EPA 8260D	12-5-25	12-5-25	
Trichlorofluoromethane	ND	0.20	EPA 8260D	12-5-25	12-5-25	
1,1-Dichloroethene	ND	0.20	EPA 8260D	12-5-25	12-5-25	
Acetone	ND	5.0	EPA 8260D	12-5-25	12-5-25	
Iodomethane	ND	1.0	EPA 8260D	12-5-25	12-5-25	
Carbon Disulfide	ND	0.20	EPA 8260D	12-5-25	12-5-25	
Methylene Chloride	ND	1.0	EPA 8260D	12-5-25	12-5-25	
Acrylonitrile	ND	1.0	EPA 8260D	12-5-25	12-5-25	
(trans) 1,2-Dichloroethene	ND	0.20	EPA 8260D	12-5-25	12-5-25	
1,1-Dichloroethane	ND	0.20	EPA 8260D	12-5-25	12-5-25	
Vinyl Acetate	ND	1.0	EPA 8260D	12-5-25	12-5-25	
(cis) 1,2-Dichloroethene	ND	0.20	EPA 8260D	12-5-25	12-5-25	
2-Butanone	ND	5.0	EPA 8260D	12-5-25	12-5-25	
Bromochloromethane	ND	0.20	EPA 8260D	12-5-25	12-5-25	
Chloroform	ND	0.20	EPA 8260D	12-5-25	12-5-25	
1,1,1-Trichloroethane	ND	0.20	EPA 8260D	12-5-25	12-5-25	
Carbon Tetrachloride	ND	0.20	EPA 8260D	12-5-25	12-5-25	
Benzene	ND	0.20	EPA 8260D	12-5-25	12-5-25	
1,2-Dichloroethane	ND	0.20	EPA 8260D	12-5-25	12-5-25	
Trichloroethene	ND	0.20	EPA 8260D	12-5-25	12-5-25	
1,2-Dichloropropane	ND	0.20	EPA 8260D	12-5-25	12-5-25	
Dibromomethane	ND	0.20	EPA 8260D	12-5-25	12-5-25	
Bromodichloromethane	ND	0.20	EPA 8260D	12-5-25	12-5-25	
(cis) 1,3-Dichloropropene	ND	0.20	EPA 8260D	12-5-25	12-5-25	
Methyl Isobutyl Ketone	ND	2.0	EPA 8260D	12-5-25	12-5-25	
Toluene	ND	1.0	EPA 8260D	12-5-25	12-5-25	
(trans) 1,3-Dichloropropene	ND	0.20	EPA 8260D	12-5-25	12-5-25	
1,1,2-Trichloroethane	ND	0.20	EPA 8260D	12-5-25	12-5-25	
Tetrachloroethene	ND	0.20	EPA 8260D	12-5-25	12-5-25	



Date of Report: December 12, 2025
 Samples Submitted: December 4, 2025
 Laboratory Reference: 2512-055
 Project: 553-8472-009

VOLATILE ORGANICS EPA 8260D/SIM
 page 2 of 2

Analyte	Result	PQL	Method	Date Prepared	Date Analyzed	Flags
Client ID:	MW-11S					
Laboratory ID:	12-055-07					
2-Hexanone	ND	2.0	EPA 8260D	12-5-25	12-5-25	
Dibromochloromethane	ND	0.20	EPA 8260D	12-5-25	12-5-25	
1,2-Dibromoethane (SIM)	ND	0.020	EPA 8260D/SIM	12-5-25	12-5-25	
Chlorobenzene	ND	0.20	EPA 8260D	12-5-25	12-5-25	
1,1,1,2-Tetrachloroethane	ND	0.20	EPA 8260D	12-5-25	12-5-25	
Ethylbenzene	ND	0.20	EPA 8260D	12-5-25	12-5-25	
m,p-Xylene	ND	0.40	EPA 8260D	12-5-25	12-5-25	
o-Xylene	ND	0.20	EPA 8260D	12-5-25	12-5-25	
Styrene	ND	0.20	EPA 8260D	12-5-25	12-5-25	
Bromoform	ND	1.0	EPA 8260D	12-5-25	12-5-25	
1,1,2,2-Tetrachloroethane	ND	0.20	EPA 8260D	12-5-25	12-5-25	
1,2,3-Trichloropropane	ND	0.20	EPA 8260D	12-5-25	12-5-25	
(trans) 1,4-Dichloro-2-butene	ND	1.0	EPA 8260D	12-5-25	12-5-25	
1,4-Dichlorobenzene	ND	0.20	EPA 8260D	12-5-25	12-5-25	
1,2-Dichlorobenzene	ND	0.20	EPA 8260D	12-5-25	12-5-25	
1,2-Dibromo-3-chloropropane	ND	1.0	EPA 8260D	12-5-25	12-5-25	
Naphthalene	ND	1.0	EPA 8260D	12-5-25	12-5-25	
<i>Surrogate:</i>	<i>Percent Recovery</i>	<i>Control Limits</i>				
<i>Dibromofluoromethane</i>	<i>98</i>	<i>68-133</i>				
<i>Toluene-d8</i>	<i>96</i>	<i>79-123</i>				
<i>4-Bromofluorobenzene</i>	<i>99</i>	<i>78-117</i>				



Date of Report: December 12, 2025
 Samples Submitted: December 4, 2025
 Laboratory Reference: 2512-055
 Project: 553-8472-009

VOLATILE ORGANICS EPA 8260D/SIM
 page 1 of 2

Matrix: Water
 Units: ug/L

Analyte	Result	PQL	Method	Date Prepared	Date Analyzed	Flags
Client ID:	MW-13S					
Laboratory ID:	12-055-08					
Chloromethane	ND	1.0	EPA 8260D	12-5-25	12-5-25	
Vinyl Chloride (SIM)	ND	0.020	EPA 8260D/SIM	12-5-25	12-5-25	
Bromomethane	ND	2.0	EPA 8260D	12-5-25	12-5-25	
Chloroethane	ND	1.0	EPA 8260D	12-5-25	12-5-25	
Trichlorofluoromethane	ND	0.20	EPA 8260D	12-5-25	12-5-25	
1,1-Dichloroethene	ND	0.20	EPA 8260D	12-5-25	12-5-25	
Acetone	ND	5.0	EPA 8260D	12-5-25	12-5-25	
Iodomethane	ND	1.0	EPA 8260D	12-5-25	12-5-25	
Carbon Disulfide	ND	0.20	EPA 8260D	12-5-25	12-5-25	
Methylene Chloride	ND	1.0	EPA 8260D	12-5-25	12-5-25	
Acrylonitrile	ND	1.0	EPA 8260D	12-5-25	12-5-25	
(trans) 1,2-Dichloroethene	ND	0.20	EPA 8260D	12-5-25	12-5-25	
1,1-Dichloroethane	ND	0.20	EPA 8260D	12-5-25	12-5-25	
Vinyl Acetate	ND	1.0	EPA 8260D	12-5-25	12-5-25	
(cis) 1,2-Dichloroethene	ND	0.20	EPA 8260D	12-5-25	12-5-25	
2-Butanone	ND	5.0	EPA 8260D	12-5-25	12-5-25	
Bromochloromethane	ND	0.20	EPA 8260D	12-5-25	12-5-25	
Chloroform	ND	0.20	EPA 8260D	12-5-25	12-5-25	
1,1,1-Trichloroethane	ND	0.20	EPA 8260D	12-5-25	12-5-25	
Carbon Tetrachloride	ND	0.20	EPA 8260D	12-5-25	12-5-25	
Benzene	ND	0.20	EPA 8260D	12-5-25	12-5-25	
1,2-Dichloroethane	ND	0.20	EPA 8260D	12-5-25	12-5-25	
Trichloroethene	ND	0.20	EPA 8260D	12-5-25	12-5-25	
1,2-Dichloropropane	ND	0.20	EPA 8260D	12-5-25	12-5-25	
Dibromomethane	ND	0.20	EPA 8260D	12-5-25	12-5-25	
Bromodichloromethane	ND	0.20	EPA 8260D	12-5-25	12-5-25	
(cis) 1,3-Dichloropropene	ND	0.20	EPA 8260D	12-5-25	12-5-25	
Methyl Isobutyl Ketone	ND	2.0	EPA 8260D	12-5-25	12-5-25	
Toluene	ND	1.0	EPA 8260D	12-5-25	12-5-25	
(trans) 1,3-Dichloropropene	ND	0.20	EPA 8260D	12-5-25	12-5-25	
1,1,2-Trichloroethane	ND	0.20	EPA 8260D	12-5-25	12-5-25	
Tetrachloroethene	ND	0.20	EPA 8260D	12-5-25	12-5-25	



Date of Report: December 12, 2025
 Samples Submitted: December 4, 2025
 Laboratory Reference: 2512-055
 Project: 553-8472-009

VOLATILE ORGANICS EPA 8260D/SIM
 page 2 of 2

Analyte	Result	PQL	Method	Date Prepared	Date Analyzed	Flags
Client ID:	MW-13S					
Laboratory ID:	12-055-08					
2-Hexanone	ND	2.0	EPA 8260D	12-5-25	12-5-25	
Dibromochloromethane	ND	0.20	EPA 8260D	12-5-25	12-5-25	
1,2-Dibromoethane (SIM)	ND	0.020	EPA 8260D/SIM	12-5-25	12-5-25	
Chlorobenzene	ND	0.20	EPA 8260D	12-5-25	12-5-25	
1,1,1,2-Tetrachloroethane	ND	0.20	EPA 8260D	12-5-25	12-5-25	
Ethylbenzene	ND	0.20	EPA 8260D	12-5-25	12-5-25	
m,p-Xylene	ND	0.40	EPA 8260D	12-5-25	12-5-25	
o-Xylene	ND	0.20	EPA 8260D	12-5-25	12-5-25	
Styrene	ND	0.20	EPA 8260D	12-5-25	12-5-25	
Bromoform	ND	1.0	EPA 8260D	12-5-25	12-5-25	
1,1,2,2-Tetrachloroethane	ND	0.20	EPA 8260D	12-5-25	12-5-25	
1,2,3-Trichloropropane	ND	0.20	EPA 8260D	12-5-25	12-5-25	
(trans) 1,4-Dichloro-2-butene	ND	1.0	EPA 8260D	12-5-25	12-5-25	
1,4-Dichlorobenzene	ND	0.20	EPA 8260D	12-5-25	12-5-25	
1,2-Dichlorobenzene	ND	0.20	EPA 8260D	12-5-25	12-5-25	
1,2-Dibromo-3-chloropropane	ND	1.0	EPA 8260D	12-5-25	12-5-25	
Naphthalene	ND	1.0	EPA 8260D	12-5-25	12-5-25	
<i>Surrogate:</i>	<i>Percent Recovery</i>	<i>Control Limits</i>				
<i>Dibromofluoromethane</i>	<i>100</i>	<i>68-133</i>				
<i>Toluene-d8</i>	<i>94</i>	<i>79-123</i>				
<i>4-Bromofluorobenzene</i>	<i>96</i>	<i>78-117</i>				



Date of Report: December 12, 2025
 Samples Submitted: December 4, 2025
 Laboratory Reference: 2512-055
 Project: 553-8472-009

VOLATILE ORGANICS EPA 8260D/SIM
 page 1 of 2

Matrix: Water
 Units: ug/L

Analyte	Result	PQL	Method	Date Prepared	Date Analyzed	Flags
Client ID:	MW-7D					
Laboratory ID:	12-055-09					
Chloromethane	ND	1.0	EPA 8260D	12-5-25	12-5-25	
Vinyl Chloride (SIM)	ND	0.020	EPA 8260D/SIM	12-5-25	12-5-25	
Bromomethane	ND	2.0	EPA 8260D	12-5-25	12-5-25	
Chloroethane	ND	1.0	EPA 8260D	12-5-25	12-5-25	
Trichlorofluoromethane	ND	0.20	EPA 8260D	12-5-25	12-5-25	
1,1-Dichloroethene	ND	0.20	EPA 8260D	12-5-25	12-5-25	
Acetone	ND	5.0	EPA 8260D	12-5-25	12-5-25	
Iodomethane	ND	1.0	EPA 8260D	12-5-25	12-5-25	
Carbon Disulfide	ND	0.20	EPA 8260D	12-5-25	12-5-25	
Methylene Chloride	ND	1.0	EPA 8260D	12-5-25	12-5-25	
Acrylonitrile	ND	1.0	EPA 8260D	12-5-25	12-5-25	
(trans) 1,2-Dichloroethene	ND	0.20	EPA 8260D	12-5-25	12-5-25	
1,1-Dichloroethane	ND	0.20	EPA 8260D	12-5-25	12-5-25	
Vinyl Acetate	ND	1.0	EPA 8260D	12-5-25	12-5-25	
(cis) 1,2-Dichloroethene	ND	0.20	EPA 8260D	12-5-25	12-5-25	
2-Butanone	ND	5.0	EPA 8260D	12-5-25	12-5-25	
Bromochloromethane	ND	0.20	EPA 8260D	12-5-25	12-5-25	
Chloroform	ND	0.20	EPA 8260D	12-5-25	12-5-25	
1,1,1-Trichloroethane	ND	0.20	EPA 8260D	12-5-25	12-5-25	
Carbon Tetrachloride	ND	0.20	EPA 8260D	12-5-25	12-5-25	
Benzene	ND	0.20	EPA 8260D	12-5-25	12-5-25	
1,2-Dichloroethane	ND	0.20	EPA 8260D	12-5-25	12-5-25	
Trichloroethene	ND	0.20	EPA 8260D	12-5-25	12-5-25	
1,2-Dichloropropane	ND	0.20	EPA 8260D	12-5-25	12-5-25	
Dibromomethane	ND	0.20	EPA 8260D	12-5-25	12-5-25	
Bromodichloromethane	ND	0.20	EPA 8260D	12-5-25	12-5-25	
(cis) 1,3-Dichloropropene	ND	0.20	EPA 8260D	12-5-25	12-5-25	
Methyl Isobutyl Ketone	ND	2.0	EPA 8260D	12-5-25	12-5-25	
Toluene	ND	1.0	EPA 8260D	12-5-25	12-5-25	
(trans) 1,3-Dichloropropene	ND	0.20	EPA 8260D	12-5-25	12-5-25	
1,1,2-Trichloroethane	ND	0.20	EPA 8260D	12-5-25	12-5-25	
Tetrachloroethene	ND	0.20	EPA 8260D	12-5-25	12-5-25	



Date of Report: December 12, 2025
 Samples Submitted: December 4, 2025
 Laboratory Reference: 2512-055
 Project: 553-8472-009

VOLATILE ORGANICS EPA 8260D/SIM
 page 2 of 2

Analyte	Result	PQL	Method	Date Prepared	Date Analyzed	Flags
Client ID:	MW-7D					
Laboratory ID:	12-055-09					
2-Hexanone	ND	2.0	EPA 8260D	12-5-25	12-5-25	
Dibromochloromethane	ND	0.20	EPA 8260D	12-5-25	12-5-25	
1,2-Dibromoethane (SIM)	ND	0.020	EPA 8260D/SIM	12-5-25	12-5-25	
Chlorobenzene	ND	0.20	EPA 8260D	12-5-25	12-5-25	
1,1,1,2-Tetrachloroethane	ND	0.20	EPA 8260D	12-5-25	12-5-25	
Ethylbenzene	ND	0.20	EPA 8260D	12-5-25	12-5-25	
m,p-Xylene	ND	0.40	EPA 8260D	12-5-25	12-5-25	
o-Xylene	ND	0.20	EPA 8260D	12-5-25	12-5-25	
Styrene	ND	0.20	EPA 8260D	12-5-25	12-5-25	
Bromoform	ND	1.0	EPA 8260D	12-5-25	12-5-25	
1,1,2,2-Tetrachloroethane	ND	0.20	EPA 8260D	12-5-25	12-5-25	
1,2,3-Trichloropropane	ND	0.20	EPA 8260D	12-5-25	12-5-25	
(trans) 1,4-Dichloro-2-butene	ND	1.0	EPA 8260D	12-5-25	12-5-25	
1,4-Dichlorobenzene	ND	0.20	EPA 8260D	12-5-25	12-5-25	
1,2-Dichlorobenzene	ND	0.20	EPA 8260D	12-5-25	12-5-25	
1,2-Dibromo-3-chloropropane	ND	1.0	EPA 8260D	12-5-25	12-5-25	
Naphthalene	ND	1.0	EPA 8260D	12-5-25	12-5-25	
<i>Surrogate:</i>	<i>Percent Recovery</i>	<i>Control Limits</i>				
<i>Dibromofluoromethane</i>	<i>103</i>	<i>68-133</i>				
<i>Toluene-d8</i>	<i>97</i>	<i>79-123</i>				
<i>4-Bromofluorobenzene</i>	<i>100</i>	<i>78-117</i>				



Date of Report: December 12, 2025
 Samples Submitted: December 4, 2025
 Laboratory Reference: 2512-055
 Project: 553-8472-009

VOLATILE ORGANICS EPA 8260D/SIM
 page 1 of 2

Matrix: Water
 Units: ug/L

Analyte	Result	PQL	Method	Date Prepared	Date Analyzed	Flags
Client ID:	MW-8D					
Laboratory ID:	12-055-10					
Chloromethane	ND	1.0	EPA 8260D	12-5-25	12-5-25	
Vinyl Chloride (SIM)	ND	0.020	EPA 8260D/SIM	12-5-25	12-5-25	
Bromomethane	ND	2.0	EPA 8260D	12-5-25	12-5-25	
Chloroethane	ND	1.0	EPA 8260D	12-5-25	12-5-25	
Trichlorofluoromethane	ND	0.20	EPA 8260D	12-5-25	12-5-25	
1,1-Dichloroethene	ND	0.20	EPA 8260D	12-5-25	12-5-25	
Acetone	ND	5.0	EPA 8260D	12-5-25	12-5-25	
Iodomethane	ND	1.0	EPA 8260D	12-5-25	12-5-25	
Carbon Disulfide	ND	0.20	EPA 8260D	12-5-25	12-5-25	
Methylene Chloride	ND	1.0	EPA 8260D	12-5-25	12-5-25	
Acrylonitrile	ND	1.0	EPA 8260D	12-5-25	12-5-25	
(trans) 1,2-Dichloroethene	ND	0.20	EPA 8260D	12-5-25	12-5-25	
1,1-Dichloroethane	ND	0.20	EPA 8260D	12-5-25	12-5-25	
Vinyl Acetate	ND	1.0	EPA 8260D	12-5-25	12-5-25	
(cis) 1,2-Dichloroethene	ND	0.20	EPA 8260D	12-5-25	12-5-25	
2-Butanone	ND	5.0	EPA 8260D	12-5-25	12-5-25	
Bromochloromethane	ND	0.20	EPA 8260D	12-5-25	12-5-25	
Chloroform	ND	0.20	EPA 8260D	12-5-25	12-5-25	
1,1,1-Trichloroethane	ND	0.20	EPA 8260D	12-5-25	12-5-25	
Carbon Tetrachloride	ND	0.20	EPA 8260D	12-5-25	12-5-25	
Benzene	ND	0.20	EPA 8260D	12-5-25	12-5-25	
1,2-Dichloroethane	ND	0.20	EPA 8260D	12-5-25	12-5-25	
Trichloroethene	ND	0.20	EPA 8260D	12-5-25	12-5-25	
1,2-Dichloropropane	ND	0.20	EPA 8260D	12-5-25	12-5-25	
Dibromomethane	ND	0.20	EPA 8260D	12-5-25	12-5-25	
Bromodichloromethane	ND	0.20	EPA 8260D	12-5-25	12-5-25	
(cis) 1,3-Dichloropropene	ND	0.20	EPA 8260D	12-5-25	12-5-25	
Methyl Isobutyl Ketone	ND	2.0	EPA 8260D	12-5-25	12-5-25	
Toluene	ND	1.0	EPA 8260D	12-5-25	12-5-25	
(trans) 1,3-Dichloropropene	ND	0.20	EPA 8260D	12-5-25	12-5-25	
1,1,2-Trichloroethane	ND	0.20	EPA 8260D	12-5-25	12-5-25	
Tetrachloroethene	ND	0.20	EPA 8260D	12-5-25	12-5-25	



Date of Report: December 12, 2025
 Samples Submitted: December 4, 2025
 Laboratory Reference: 2512-055
 Project: 553-8472-009

VOLATILE ORGANICS EPA 8260D/SIM
 page 2 of 2

Analyte	Result	PQL	Method	Date Prepared	Date Analyzed	Flags
Client ID:	MW-8D					
Laboratory ID:	12-055-10					
2-Hexanone	ND	2.0	EPA 8260D	12-5-25	12-5-25	
Dibromochloromethane	ND	0.20	EPA 8260D	12-5-25	12-5-25	
1,2-Dibromoethane (SIM)	ND	0.020	EPA 8260D/SIM	12-5-25	12-5-25	
Chlorobenzene	ND	0.20	EPA 8260D	12-5-25	12-5-25	
1,1,1,2-Tetrachloroethane	ND	0.20	EPA 8260D	12-5-25	12-5-25	
Ethylbenzene	ND	0.20	EPA 8260D	12-5-25	12-5-25	
m,p-Xylene	ND	0.40	EPA 8260D	12-5-25	12-5-25	
o-Xylene	ND	0.20	EPA 8260D	12-5-25	12-5-25	
Styrene	ND	0.20	EPA 8260D	12-5-25	12-5-25	
Bromoform	ND	1.0	EPA 8260D	12-5-25	12-5-25	
1,1,2,2-Tetrachloroethane	ND	0.20	EPA 8260D	12-5-25	12-5-25	
1,2,3-Trichloropropane	ND	0.20	EPA 8260D	12-5-25	12-5-25	
(trans) 1,4-Dichloro-2-butene	ND	1.0	EPA 8260D	12-5-25	12-5-25	
1,4-Dichlorobenzene	ND	0.20	EPA 8260D	12-5-25	12-5-25	
1,2-Dichlorobenzene	ND	0.20	EPA 8260D	12-5-25	12-5-25	
1,2-Dibromo-3-chloropropane	ND	1.0	EPA 8260D	12-5-25	12-5-25	
Naphthalene	ND	1.0	EPA 8260D	12-5-25	12-5-25	
<i>Surrogate:</i>	<i>Percent Recovery</i>	<i>Control Limits</i>				
<i>Dibromofluoromethane</i>	<i>103</i>	<i>68-133</i>				
<i>Toluene-d8</i>	<i>98</i>	<i>79-123</i>				
<i>4-Bromofluorobenzene</i>	<i>100</i>	<i>78-117</i>				



Date of Report: December 12, 2025
 Samples Submitted: December 4, 2025
 Laboratory Reference: 2512-055
 Project: 553-8472-009

VOLATILE ORGANICS EPA 8260D/SIM
 page 1 of 2

Matrix: Water
 Units: ug/L

Analyte	Result	PQL	Method	Date Prepared	Date Analyzed	Flags
Client ID:	MW-9D					
Laboratory ID:	12-055-11					
Chloromethane	ND	1.0	EPA 8260D	12-5-25	12-5-25	
Vinyl Chloride (SIM)	ND	0.020	EPA 8260D/SIM	12-5-25	12-5-25	
Bromomethane	ND	2.0	EPA 8260D	12-5-25	12-5-25	
Chloroethane	ND	1.0	EPA 8260D	12-5-25	12-5-25	
Trichlorofluoromethane	ND	0.20	EPA 8260D	12-5-25	12-5-25	
1,1-Dichloroethene	ND	0.20	EPA 8260D	12-5-25	12-5-25	
Acetone	ND	5.0	EPA 8260D	12-5-25	12-5-25	
Iodomethane	ND	1.0	EPA 8260D	12-5-25	12-5-25	
Carbon Disulfide	ND	0.20	EPA 8260D	12-5-25	12-5-25	
Methylene Chloride	ND	1.0	EPA 8260D	12-5-25	12-5-25	
Acrylonitrile	ND	1.0	EPA 8260D	12-5-25	12-5-25	
(trans) 1,2-Dichloroethene	ND	0.20	EPA 8260D	12-5-25	12-5-25	
1,1-Dichloroethane	ND	0.20	EPA 8260D	12-5-25	12-5-25	
Vinyl Acetate	ND	1.0	EPA 8260D	12-5-25	12-5-25	
(cis) 1,2-Dichloroethene	ND	0.20	EPA 8260D	12-5-25	12-5-25	
2-Butanone	ND	5.0	EPA 8260D	12-5-25	12-5-25	
Bromochloromethane	ND	0.20	EPA 8260D	12-5-25	12-5-25	
Chloroform	ND	0.20	EPA 8260D	12-5-25	12-5-25	
1,1,1-Trichloroethane	ND	0.20	EPA 8260D	12-5-25	12-5-25	
Carbon Tetrachloride	ND	0.20	EPA 8260D	12-5-25	12-5-25	
Benzene	ND	0.20	EPA 8260D	12-5-25	12-5-25	
1,2-Dichloroethane	ND	0.20	EPA 8260D	12-5-25	12-5-25	
Trichloroethene	ND	0.20	EPA 8260D	12-5-25	12-5-25	
1,2-Dichloropropane	ND	0.20	EPA 8260D	12-5-25	12-5-25	
Dibromomethane	ND	0.20	EPA 8260D	12-5-25	12-5-25	
Bromodichloromethane	ND	0.20	EPA 8260D	12-5-25	12-5-25	
(cis) 1,3-Dichloropropene	ND	0.20	EPA 8260D	12-5-25	12-5-25	
Methyl Isobutyl Ketone	ND	2.0	EPA 8260D	12-5-25	12-5-25	
Toluene	ND	1.0	EPA 8260D	12-5-25	12-5-25	
(trans) 1,3-Dichloropropene	ND	0.20	EPA 8260D	12-5-25	12-5-25	
1,1,2-Trichloroethane	ND	0.20	EPA 8260D	12-5-25	12-5-25	
Tetrachloroethene	ND	0.20	EPA 8260D	12-5-25	12-5-25	



Date of Report: December 12, 2025
 Samples Submitted: December 4, 2025
 Laboratory Reference: 2512-055
 Project: 553-8472-009

VOLATILE ORGANICS EPA 8260D/SIM
 page 2 of 2

Analyte	Result	PQL	Method	Date Prepared	Date Analyzed	Flags
Client ID:	MW-9D					
Laboratory ID:	12-055-11					
2-Hexanone	ND	2.0	EPA 8260D	12-5-25	12-5-25	
Dibromochloromethane	ND	0.20	EPA 8260D	12-5-25	12-5-25	
1,2-Dibromoethane (SIM)	ND	0.020	EPA 8260D/SIM	12-5-25	12-5-25	
Chlorobenzene	ND	0.20	EPA 8260D	12-5-25	12-5-25	
1,1,1,2-Tetrachloroethane	ND	0.20	EPA 8260D	12-5-25	12-5-25	
Ethylbenzene	ND	0.20	EPA 8260D	12-5-25	12-5-25	
m,p-Xylene	ND	0.40	EPA 8260D	12-5-25	12-5-25	
o-Xylene	ND	0.20	EPA 8260D	12-5-25	12-5-25	
Styrene	ND	0.20	EPA 8260D	12-5-25	12-5-25	
Bromoform	ND	1.0	EPA 8260D	12-5-25	12-5-25	
1,1,2,2-Tetrachloroethane	ND	0.20	EPA 8260D	12-5-25	12-5-25	
1,2,3-Trichloropropane	ND	0.20	EPA 8260D	12-5-25	12-5-25	
(trans) 1,4-Dichloro-2-butene	ND	1.0	EPA 8260D	12-5-25	12-5-25	
1,4-Dichlorobenzene	ND	0.20	EPA 8260D	12-5-25	12-5-25	
1,2-Dichlorobenzene	ND	0.20	EPA 8260D	12-5-25	12-5-25	
1,2-Dibromo-3-chloropropane	ND	1.0	EPA 8260D	12-5-25	12-5-25	
Naphthalene	ND	1.0	EPA 8260D	12-5-25	12-5-25	
<i>Surrogate:</i>	<i>Percent Recovery</i>	<i>Control Limits</i>				
<i>Dibromofluoromethane</i>	<i>100</i>	<i>68-133</i>				
<i>Toluene-d8</i>	<i>96</i>	<i>79-123</i>				
<i>4-Bromofluorobenzene</i>	<i>97</i>	<i>78-117</i>				



Date of Report: December 12, 2025
 Samples Submitted: December 4, 2025
 Laboratory Reference: 2512-055
 Project: 553-8472-009

VOLATILE ORGANICS EPA 8260D/SIM
 page 1 of 2

Matrix: Water
 Units: ug/L

Analyte	Result	PQL	Method	Date Prepared	Date Analyzed	Flags
Client ID:	MW-10D					
Laboratory ID:	12-055-12					
Chloromethane	ND	1.0	EPA 8260D	12-8-25	12-8-25	
Vinyl Chloride (SIM)	ND	0.020	EPA 8260D/SIM	12-8-25	12-8-25	
Bromomethane	ND	1.5	EPA 8260D	12-8-25	12-8-25	
Chloroethane	ND	1.0	EPA 8260D	12-8-25	12-8-25	
Trichlorofluoromethane	ND	0.20	EPA 8260D	12-8-25	12-8-25	
1,1-Dichloroethene	ND	0.20	EPA 8260D	12-8-25	12-8-25	
Acetone	ND	5.0	EPA 8260D	12-8-25	12-8-25	
Iodomethane	ND	1.0	EPA 8260D	12-8-25	12-8-25	
Carbon Disulfide	ND	0.20	EPA 8260D	12-8-25	12-8-25	
Methylene Chloride	ND	1.0	EPA 8260D	12-8-25	12-8-25	
Acrylonitrile	ND	1.0	EPA 8260D	12-8-25	12-8-25	
(trans) 1,2-Dichloroethene	ND	0.20	EPA 8260D	12-8-25	12-8-25	
1,1-Dichloroethane	ND	0.20	EPA 8260D	12-8-25	12-8-25	
Vinyl Acetate	ND	1.0	EPA 8260D	12-8-25	12-8-25	
(cis) 1,2-Dichloroethene	ND	0.20	EPA 8260D	12-8-25	12-8-25	
2-Butanone	ND	5.0	EPA 8260D	12-8-25	12-8-25	
Bromochloromethane	ND	0.20	EPA 8260D	12-8-25	12-8-25	
Chloroform	ND	0.20	EPA 8260D	12-8-25	12-8-25	
1,1,1-Trichloroethane	ND	0.20	EPA 8260D	12-8-25	12-8-25	
Carbon Tetrachloride	ND	0.20	EPA 8260D	12-8-25	12-8-25	
Benzene	ND	0.20	EPA 8260D	12-8-25	12-8-25	
1,2-Dichloroethane	ND	0.20	EPA 8260D	12-8-25	12-8-25	
Trichloroethene	ND	0.20	EPA 8260D	12-8-25	12-8-25	
1,2-Dichloropropane	ND	0.20	EPA 8260D	12-8-25	12-8-25	
Dibromomethane	ND	0.20	EPA 8260D	12-8-25	12-8-25	
Bromodichloromethane	ND	0.20	EPA 8260D	12-8-25	12-8-25	
(cis) 1,3-Dichloropropene	ND	0.20	EPA 8260D	12-8-25	12-8-25	
Methyl Isobutyl Ketone	ND	2.0	EPA 8260D	12-8-25	12-8-25	
Toluene	ND	1.0	EPA 8260D	12-8-25	12-8-25	
(trans) 1,3-Dichloropropene	ND	0.20	EPA 8260D	12-8-25	12-8-25	
1,1,2-Trichloroethane	ND	0.20	EPA 8260D	12-8-25	12-8-25	
Tetrachloroethene	ND	0.20	EPA 8260D	12-8-25	12-8-25	



Date of Report: December 12, 2025
 Samples Submitted: December 4, 2025
 Laboratory Reference: 2512-055
 Project: 553-8472-009

VOLATILE ORGANICS EPA 8260D/SIM
 page 2 of 2

Analyte	Result	PQL	Method	Date Prepared	Date Analyzed	Flags
Client ID:	MW-10D					
Laboratory ID:	12-055-12					
2-Hexanone	ND	2.0	EPA 8260D	12-8-25	12-8-25	
Dibromochloromethane	ND	0.20	EPA 8260D	12-8-25	12-8-25	
1,2-Dibromoethane (SIM)	ND	0.020	EPA 8260D/SIM	12-8-25	12-8-25	
Chlorobenzene	ND	0.20	EPA 8260D	12-8-25	12-8-25	
1,1,1,2-Tetrachloroethane	ND	0.20	EPA 8260D	12-8-25	12-8-25	
Ethylbenzene	ND	0.20	EPA 8260D	12-8-25	12-8-25	
m,p-Xylene	ND	0.40	EPA 8260D	12-8-25	12-8-25	
o-Xylene	ND	0.20	EPA 8260D	12-8-25	12-8-25	
Styrene	ND	0.20	EPA 8260D	12-8-25	12-8-25	
Bromoform	ND	1.0	EPA 8260D	12-8-25	12-8-25	
1,1,2,2-Tetrachloroethane	ND	0.20	EPA 8260D	12-8-25	12-8-25	
1,2,3-Trichloropropane	ND	0.20	EPA 8260D	12-8-25	12-8-25	
(trans) 1,4-Dichloro-2-butene	ND	1.0	EPA 8260D	12-8-25	12-8-25	
1,4-Dichlorobenzene	ND	0.20	EPA 8260D	12-8-25	12-8-25	
1,2-Dichlorobenzene	ND	0.20	EPA 8260D	12-8-25	12-8-25	
1,2-Dibromo-3-chloropropane	ND	1.0	EPA 8260D	12-8-25	12-8-25	
Naphthalene	ND	1.0	EPA 8260D	12-8-25	12-8-25	
<i>Surrogate:</i>	<i>Percent Recovery</i>	<i>Control Limits</i>				
<i>Dibromofluoromethane</i>	<i>104</i>	<i>68-133</i>				
<i>Toluene-d8</i>	<i>97</i>	<i>79-123</i>				
<i>4-Bromofluorobenzene</i>	<i>94</i>	<i>78-117</i>				



Date of Report: December 12, 2025
 Samples Submitted: December 4, 2025
 Laboratory Reference: 2512-055
 Project: 553-8472-009

VOLATILE ORGANICS EPA 8260D/SIM
 page 1 of 2

Matrix: Water
 Units: ug/L

Analyte	Result	PQL	Method	Date Prepared	Date Analyzed	Flags
Client ID:	Trip Blanks					
Laboratory ID:	12-055-13					
Chloromethane	ND	1.0	EPA 8260D	12-8-25	12-8-25	
Vinyl Chloride (SIM)	ND	0.020	EPA 8260D/SIM	12-8-25	12-8-25	
Bromomethane	ND	1.5	EPA 8260D	12-8-25	12-8-25	
Chloroethane	ND	1.0	EPA 8260D	12-8-25	12-8-25	
Trichlorofluoromethane	ND	0.20	EPA 8260D	12-8-25	12-8-25	
1,1-Dichloroethene	ND	0.20	EPA 8260D	12-8-25	12-8-25	
Acetone	ND	5.0	EPA 8260D	12-8-25	12-8-25	
Iodomethane	ND	1.0	EPA 8260D	12-8-25	12-8-25	
Carbon Disulfide	ND	0.20	EPA 8260D	12-8-25	12-8-25	
Methylene Chloride	ND	1.0	EPA 8260D	12-8-25	12-8-25	
Acrylonitrile	ND	1.0	EPA 8260D	12-8-25	12-8-25	
(trans) 1,2-Dichloroethene	ND	0.20	EPA 8260D	12-8-25	12-8-25	
1,1-Dichloroethane	ND	0.20	EPA 8260D	12-8-25	12-8-25	
Vinyl Acetate	ND	1.0	EPA 8260D	12-8-25	12-8-25	
(cis) 1,2-Dichloroethene	ND	0.20	EPA 8260D	12-8-25	12-8-25	
2-Butanone	ND	5.0	EPA 8260D	12-8-25	12-8-25	
Bromochloromethane	ND	0.20	EPA 8260D	12-8-25	12-8-25	
Chloroform	ND	0.20	EPA 8260D	12-8-25	12-8-25	
1,1,1-Trichloroethane	ND	0.20	EPA 8260D	12-8-25	12-8-25	
Carbon Tetrachloride	ND	0.20	EPA 8260D	12-8-25	12-8-25	
Benzene	ND	0.20	EPA 8260D	12-8-25	12-8-25	
1,2-Dichloroethane	ND	0.20	EPA 8260D	12-8-25	12-8-25	
Trichloroethene	ND	0.20	EPA 8260D	12-8-25	12-8-25	
1,2-Dichloropropane	ND	0.20	EPA 8260D	12-8-25	12-8-25	
Dibromomethane	ND	0.20	EPA 8260D	12-8-25	12-8-25	
Bromodichloromethane	ND	0.20	EPA 8260D	12-8-25	12-8-25	
(cis) 1,3-Dichloropropene	ND	0.20	EPA 8260D	12-8-25	12-8-25	
Methyl Isobutyl Ketone	ND	2.0	EPA 8260D	12-8-25	12-8-25	
Toluene	ND	1.0	EPA 8260D	12-8-25	12-8-25	
(trans) 1,3-Dichloropropene	ND	0.20	EPA 8260D	12-8-25	12-8-25	
1,1,2-Trichloroethane	ND	0.20	EPA 8260D	12-8-25	12-8-25	
Tetrachloroethene	ND	0.20	EPA 8260D	12-8-25	12-8-25	



Date of Report: December 12, 2025
 Samples Submitted: December 4, 2025
 Laboratory Reference: 2512-055
 Project: 553-8472-009

VOLATILE ORGANICS EPA 8260D/SIM
 page 2 of 2

Analyte	Result	PQL	Method	Date Prepared	Date Analyzed	Flags
Client ID:	Trip Blanks					
Laboratory ID:	12-055-13					
2-Hexanone	ND	2.0	EPA 8260D	12-8-25	12-8-25	
Dibromochloromethane	ND	0.20	EPA 8260D	12-8-25	12-8-25	
1,2-Dibromoethane (SIM)	ND	0.020	EPA 8260D/SIM	12-8-25	12-8-25	
Chlorobenzene	ND	0.20	EPA 8260D	12-8-25	12-8-25	
1,1,1,2-Tetrachloroethane	ND	0.20	EPA 8260D	12-8-25	12-8-25	
Ethylbenzene	ND	0.20	EPA 8260D	12-8-25	12-8-25	
m,p-Xylene	ND	0.40	EPA 8260D	12-8-25	12-8-25	
o-Xylene	ND	0.20	EPA 8260D	12-8-25	12-8-25	
Styrene	ND	0.20	EPA 8260D	12-8-25	12-8-25	
Bromoform	ND	1.0	EPA 8260D	12-8-25	12-8-25	
1,1,2,2-Tetrachloroethane	ND	0.20	EPA 8260D	12-8-25	12-8-25	
1,2,3-Trichloropropane	ND	0.20	EPA 8260D	12-8-25	12-8-25	
(trans) 1,4-Dichloro-2-butene	ND	1.0	EPA 8260D	12-8-25	12-8-25	
1,4-Dichlorobenzene	ND	0.20	EPA 8260D	12-8-25	12-8-25	
1,2-Dichlorobenzene	ND	0.20	EPA 8260D	12-8-25	12-8-25	
1,2-Dibromo-3-chloropropane	ND	1.0	EPA 8260D	12-8-25	12-8-25	
Naphthalene	ND	1.0	EPA 8260D	12-8-25	12-8-25	
<i>Surrogate:</i>	<i>Percent Recovery</i>	<i>Control Limits</i>				
<i>Dibromofluoromethane</i>	<i>100</i>	<i>68-133</i>				
<i>Toluene-d8</i>	<i>99</i>	<i>79-123</i>				
<i>4-Bromofluorobenzene</i>	<i>97</i>	<i>78-117</i>				



Date of Report: December 12, 2025
 Samples Submitted: December 4, 2025
 Laboratory Reference: 2512-055
 Project: 553-8472-009

**VOLATILE ORGANICS EPA 8260D/SIM
 QUALITY CONTROL**
 page 1 of 2

Matrix: Water
 Units: ug/L

Analyte	Result	PQL	Method	Date Prepared	Date Analyzed	Flags
METHOD BLANK						
Laboratory ID:	MB1205W1					
Chloromethane	ND	1.0	EPA 8260D	12-5-25	12-5-25	
Vinyl Chloride (SIM)	ND	0.020	EPA 8260D/SIM	12-5-25	12-5-25	
Bromomethane	ND	2.0	EPA 8260D	12-5-25	12-5-25	
Chloroethane	ND	1.0	EPA 8260D	12-5-25	12-5-25	
Trichlorofluoromethane	ND	0.20	EPA 8260D	12-5-25	12-5-25	
1,1-Dichloroethene	ND	0.20	EPA 8260D	12-5-25	12-5-25	
Acetone	ND	5.0	EPA 8260D	12-5-25	12-5-25	
Iodomethane	ND	1.0	EPA 8260D	12-5-25	12-5-25	
Carbon Disulfide	ND	0.20	EPA 8260D	12-5-25	12-5-25	
Methylene Chloride	ND	1.0	EPA 8260D	12-5-25	12-5-25	
Acrylonitrile	ND	1.0	EPA 8260D	12-5-25	12-5-25	
(trans) 1,2-Dichloroethene	ND	0.20	EPA 8260D	12-5-25	12-5-25	
1,1-Dichloroethane	ND	0.20	EPA 8260D	12-5-25	12-5-25	
Vinyl Acetate	ND	1.0	EPA 8260D	12-5-25	12-5-25	
(cis) 1,2-Dichloroethene	ND	0.20	EPA 8260D	12-5-25	12-5-25	
2-Butanone	ND	5.0	EPA 8260D	12-5-25	12-5-25	
Bromochloromethane	ND	0.20	EPA 8260D	12-5-25	12-5-25	
Chloroform	ND	0.20	EPA 8260D	12-5-25	12-5-25	
1,1,1-Trichloroethane	ND	0.20	EPA 8260D	12-5-25	12-5-25	
Carbon Tetrachloride	ND	0.20	EPA 8260D	12-5-25	12-5-25	
Benzene	ND	0.20	EPA 8260D	12-5-25	12-5-25	
1,2-Dichloroethane	ND	0.20	EPA 8260D	12-5-25	12-5-25	
Trichloroethene	ND	0.20	EPA 8260D	12-5-25	12-5-25	
1,2-Dichloropropane	ND	0.20	EPA 8260D	12-5-25	12-5-25	
Dibromomethane	ND	0.20	EPA 8260D	12-5-25	12-5-25	
Bromodichloromethane	ND	0.20	EPA 8260D	12-5-25	12-5-25	
(cis) 1,3-Dichloropropene	ND	0.20	EPA 8260D	12-5-25	12-5-25	
Methyl Isobutyl Ketone	ND	2.0	EPA 8260D	12-5-25	12-5-25	
Toluene	ND	1.0	EPA 8260D	12-5-25	12-5-25	
(trans) 1,3-Dichloropropene	ND	0.20	EPA 8260D	12-5-25	12-5-25	
1,1,2-Trichloroethane	ND	0.20	EPA 8260D	12-5-25	12-5-25	
Tetrachloroethene	ND	0.20	EPA 8260D	12-5-25	12-5-25	



Date of Report: December 12, 2025
 Samples Submitted: December 4, 2025
 Laboratory Reference: 2512-055
 Project: 553-8472-009

VOLATILE ORGANICS EPA 8260D/SIM
QUALITY CONTROL
 page 2 of 2

Analyte	Result	PQL	Method	Date Prepared	Date Analyzed	Flags
METHOD BLANK						
Laboratory ID:	MB1205W1					
2-Hexanone	ND	2.0	EPA 8260D	12-5-25	12-5-25	
Dibromochloromethane	ND	0.20	EPA 8260D	12-5-25	12-5-25	
1,2-Dibromoethane (SIM)	ND	0.020	EPA 8260D/SIM	12-5-25	12-5-25	
Chlorobenzene	ND	0.20	EPA 8260D	12-5-25	12-5-25	
1,1,1,2-Tetrachloroethane	ND	0.20	EPA 8260D	12-5-25	12-5-25	
Ethylbenzene	ND	0.20	EPA 8260D	12-5-25	12-5-25	
m,p-Xylene	ND	0.40	EPA 8260D	12-5-25	12-5-25	
o-Xylene	ND	0.20	EPA 8260D	12-5-25	12-5-25	
Styrene	ND	0.20	EPA 8260D	12-5-25	12-5-25	
Bromoform	ND	1.0	EPA 8260D	12-5-25	12-5-25	
1,1,2,2-Tetrachloroethane	ND	0.20	EPA 8260D	12-5-25	12-5-25	
1,2,3-Trichloropropane	ND	0.20	EPA 8260D	12-5-25	12-5-25	
(trans) 1,4-Dichloro-2-butene	ND	1.0	EPA 8260D	12-5-25	12-5-25	
1,4-Dichlorobenzene	ND	0.20	EPA 8260D	12-5-25	12-5-25	
1,2-Dichlorobenzene	ND	0.20	EPA 8260D	12-5-25	12-5-25	
1,2-Dibromo-3-chloropropane	ND	1.0	EPA 8260D	12-5-25	12-5-25	
Naphthalene	ND	1.0	EPA 8260D	12-5-25	12-5-25	
<i>Surrogate:</i>	<i>Percent Recovery</i>	<i>Control Limits</i>				
<i>Dibromofluoromethane</i>	<i>103</i>	<i>68-133</i>				
<i>Toluene-d8</i>	<i>98</i>	<i>79-123</i>				
<i>4-Bromofluorobenzene</i>	<i>98</i>	<i>78-117</i>				



Date of Report: December 12, 2025
 Samples Submitted: December 4, 2025
 Laboratory Reference: 2512-055
 Project: 553-8472-009

VOLATILE ORGANICS EPA 8260D/SIM
QUALITY CONTROL
 page 1 of 2

Matrix: Water
 Units: ug/L

Analyte	Result	PQL	Method	Date Prepared	Date Analyzed	Flags
METHOD BLANK						
Laboratory ID:	MB1208W1					
Chloromethane	ND	1.0	EPA 8260D	12-8-25	12-8-25	
Vinyl Chloride (SIM)	ND	0.020	EPA 8260D/SIM	12-8-25	12-8-25	
Bromomethane	ND	1.5	EPA 8260D	12-8-25	12-8-25	
Chloroethane	ND	1.0	EPA 8260D	12-8-25	12-8-25	
Trichlorofluoromethane	ND	0.20	EPA 8260D	12-8-25	12-8-25	
1,1-Dichloroethene	ND	0.20	EPA 8260D	12-8-25	12-8-25	
Acetone	ND	5.0	EPA 8260D	12-8-25	12-8-25	
Iodomethane	ND	1.0	EPA 8260D	12-8-25	12-8-25	
Carbon Disulfide	ND	0.20	EPA 8260D	12-8-25	12-8-25	
Methylene Chloride	ND	1.0	EPA 8260D	12-8-25	12-8-25	
Acrylonitrile	ND	1.0	EPA 8260D	12-8-25	12-8-25	
(trans) 1,2-Dichloroethene	ND	0.20	EPA 8260D	12-8-25	12-8-25	
1,1-Dichloroethane	ND	0.20	EPA 8260D	12-8-25	12-8-25	
Vinyl Acetate	ND	1.0	EPA 8260D	12-8-25	12-8-25	
(cis) 1,2-Dichloroethene	ND	0.20	EPA 8260D	12-8-25	12-8-25	
2-Butanone	ND	5.0	EPA 8260D	12-8-25	12-8-25	
Bromochloromethane	ND	0.20	EPA 8260D	12-8-25	12-8-25	
Chloroform	ND	0.20	EPA 8260D	12-8-25	12-8-25	
1,1,1-Trichloroethane	ND	0.20	EPA 8260D	12-8-25	12-8-25	
Carbon Tetrachloride	ND	0.20	EPA 8260D	12-8-25	12-8-25	
Benzene	ND	0.20	EPA 8260D	12-8-25	12-8-25	
1,2-Dichloroethane	ND	0.20	EPA 8260D	12-8-25	12-8-25	
Trichloroethene	ND	0.20	EPA 8260D	12-8-25	12-8-25	
1,2-Dichloropropane	ND	0.20	EPA 8260D	12-8-25	12-8-25	
Dibromomethane	ND	0.20	EPA 8260D	12-8-25	12-8-25	
Bromodichloromethane	ND	0.20	EPA 8260D	12-8-25	12-8-25	
(cis) 1,3-Dichloropropene	ND	0.20	EPA 8260D	12-8-25	12-8-25	
Methyl Isobutyl Ketone	ND	2.0	EPA 8260D	12-8-25	12-8-25	
Toluene	ND	1.0	EPA 8260D	12-8-25	12-8-25	
(trans) 1,3-Dichloropropene	ND	0.20	EPA 8260D	12-8-25	12-8-25	
1,1,2-Trichloroethane	ND	0.20	EPA 8260D	12-8-25	12-8-25	
Tetrachloroethene	ND	0.20	EPA 8260D	12-8-25	12-8-25	



Date of Report: December 12, 2025
 Samples Submitted: December 4, 2025
 Laboratory Reference: 2512-055
 Project: 553-8472-009

**VOLATILE ORGANICS EPA 8260D/SIM
 QUALITY CONTROL**
 page 2 of 2

Analyte	Result	PQL	Method	Date Prepared	Date Analyzed	Flags
METHOD BLANK						
Laboratory ID:	MB1208W1					
2-Hexanone	ND	2.0	EPA 8260D	12-8-25	12-8-25	
Dibromochloromethane	ND	0.20	EPA 8260D	12-8-25	12-8-25	
1,2-Dibromoethane (SIM)	ND	0.020	EPA 8260D/SIM	12-8-25	12-8-25	
Chlorobenzene	ND	0.20	EPA 8260D	12-8-25	12-8-25	
1,1,1,2-Tetrachloroethane	ND	0.20	EPA 8260D	12-8-25	12-8-25	
Ethylbenzene	ND	0.20	EPA 8260D	12-8-25	12-8-25	
m,p-Xylene	ND	0.40	EPA 8260D	12-8-25	12-8-25	
o-Xylene	ND	0.20	EPA 8260D	12-8-25	12-8-25	
Styrene	ND	0.20	EPA 8260D	12-8-25	12-8-25	
Bromoform	ND	1.0	EPA 8260D	12-8-25	12-8-25	
1,1,2,2-Tetrachloroethane	ND	0.20	EPA 8260D	12-8-25	12-8-25	
1,2,3-Trichloropropane	ND	0.20	EPA 8260D	12-8-25	12-8-25	
(trans) 1,4-Dichloro-2-butene	ND	1.0	EPA 8260D	12-8-25	12-8-25	
1,4-Dichlorobenzene	ND	0.20	EPA 8260D	12-8-25	12-8-25	
1,2-Dichlorobenzene	ND	0.20	EPA 8260D	12-8-25	12-8-25	
1,2-Dibromo-3-chloropropane	ND	1.0	EPA 8260D	12-8-25	12-8-25	
Naphthalene	ND	1.0	EPA 8260D	12-8-25	12-8-25	
<i>Surrogate:</i>	<i>Percent Recovery</i>	<i>Control Limits</i>				
<i>Dibromofluoromethane</i>	<i>103</i>	<i>68-133</i>				
<i>Toluene-d8</i>	<i>99</i>	<i>79-123</i>				
<i>4-Bromofluorobenzene</i>	<i>100</i>	<i>78-117</i>				



Date of Report: December 12, 2025
 Samples Submitted: December 4, 2025
 Laboratory Reference: 2512-055
 Project: 553-8472-009

VOLATILE ORGANICS EPA 8260D/SIM
QUALITY CONTROL
 page 1 of 2

Matrix: Water
 Units: ug/L

Analyte	Result		Spike Level		Source	Percent	Recovery	RPD		Flags
					Result	Recovery	Limits	RPD	Limit	
MATRIX SPIKES										
Laboratory ID:	12-055-06									
	MS	MSD	MS	MSD		MS	MSD			
Chloromethane	12.3	11.6	10.0	10.0	ND	123	116	49-136	6	27
Vinyl Chloride	10.3	10.1	10.0	10.0	ND	103	101	69-126	2	16
Bromomethane	5.52	6.04	10.0	10.0	ND	55	60	32-158	9	24
Chloroethane	10.2	9.79	10.0	10.0	ND	102	98	62-125	4	14
Trichlorofluoromethane	9.89	9.53	10.0	10.0	ND	99	95	80-128	4	16
1,1-Dichloroethene	11.3	11.2	10.0	10.0	ND	113	112	73-125	1	15
Acetone	9.08	9.15	10.0	10.0	ND	91	92	37-164	1	29
Iodomethane	11.7	10.8	10.0	10.0	ND	117	108	35-141	8	25
Carbon Disulfide	13.1	11.4	10.0	10.0	ND	131	114	55-127	14	17
Methylene Chloride	10.2	9.61	10.0	10.0	ND	102	96	63-118	6	16
(trans) 1,2-Dichloroethene	11.1	10.7	10.0	10.0	ND	111	107	70-127	4	16
1,1-Dichloroethane	11.0	10.8	10.0	10.0	ND	110	108	71-126	2	15
Vinyl Acetate	12.0	10.6	10.0	10.0	ND	120	106	60-140	12	17
(cis) 1,2-Dichloroethene	11.1	10.9	10.0	10.0	ND	111	109	71-130	2	16
2-Butanone	11.1	10.9	10.0	10.0	ND	111	109	56-143	2	19
Bromochloromethane	11.2	10.8	10.0	10.0	ND	112	108	68-133	4	17
Chloroform	10.6	10.5	10.0	10.0	ND	106	105	68-127	1	16
1,1,1-Trichloroethane	10.9	10.6	10.0	10.0	ND	109	106	74-127	3	17
Carbon Tetrachloride	11.1	10.9	10.0	10.0	ND	111	109	72-134	2	18
Benzene	11.0	10.7	10.0	10.0	ND	110	107	69-129	3	16
1,2-Dichloroethane	10.9	10.7	10.0	10.0	ND	109	107	71-134	2	17
Trichloroethene	11.2	10.7	10.0	10.0	ND	112	107	74-134	5	12
1,2-Dichloropropane	10.8	10.6	10.0	10.0	ND	108	106	74-130	2	17
Dibromomethane	11.9	11.4	10.0	10.0	ND	119	114	74-140	4	16
Bromodichloromethane	11.3	11.1	10.0	10.0	ND	113	111	77-137	2	17
(cis) 1,3-Dichloropropene	12.4	11.8	10.0	10.0	ND	124	118	73-137	5	17
Methyl Isobutyl Ketone	10.4	9.54	10.0	10.0	ND	104	95	61-146	9	19
Toluene	10.5	10.1	10.0	10.0	ND	105	101	71-128	4	19
(trans) 1,3-Dichloropropene	13.6	12.9	10.0	10.0	ND	136	129	70-136	5	18
1,1,2-Trichloroethane	12.2	11.5	10.0	10.0	ND	122	115	68-146	6	16
Tetrachloroethene	10.9	10.8	10.0	10.0	ND	109	108	78-132	1	22
2-Hexanone	10.9	10.5	10.0	10.0	ND	109	105	57-154	4	25



Date of Report: December 12, 2025
 Samples Submitted: December 4, 2025
 Laboratory Reference: 2512-055
 Project: 553-8472-009

VOLATILE ORGANICS EPA 8260D/SIM
QUALITY CONTROL
 page 1 of 2

Analyte	Result		Spike Level		Source	Percent		Recovery	RPD	RPD	Flags
	MS	MSD	MS	MSD	Result	Recovery	Limits	RPD	Limit		
MATRIX SPIKES											
Laboratory ID:	12-055-06										
	MS	MSD	MS	MSD		MS	MSD				
Dibromochloromethane	12.2	11.7	10.0	10.0	ND	122	117	51-160	4	27	
1,2-Dibromoethane	12.0	11.7	10.0	10.0	ND	120	117	74-133	3	16	
Chlorobenzene	11.1	10.7	10.0	10.0	ND	111	107	83-121	4	16	
1,1,1,2-Tetrachloroethane	11.7	11.4	10.0	10.0	ND	117	114	82-129	3	17	
Ethylbenzene	11.1	11.1	10.0	10.0	ND	111	111	84-123	0	17	
m,p-Xylene	23.2	22.8	20.0	20.0	ND	116	114	82-125	2	17	
o-Xylene	11.2	11.1	10.0	10.0	ND	112	111	83-123	1	17	
Styrene	11.7	11.4	10.0	10.0	ND	117	114	83-128	3	19	
Bromoform	12.0	11.4	10.0	10.0	ND	120	114	69-135	5	18	
1,1,2,2-Tetrachloroethane	11.8	11.2	10.0	10.0	ND	118	112	75-138	5	17	
1,2,3-Trichloropropane	11.0	10.6	10.0	10.0	ND	110	106	64-131	4	18	
1,4-Dichlorobenzene	10.4	10.5	10.0	10.0	ND	104	105	79-127	1	15	
1,2-Dichlorobenzene	10.6	10.6	10.0	10.0	ND	106	106	80-130	0	16	
1,2-Dibromo-3-chloropropane	11.9	11.1	10.0	10.0	ND	119	111	68-139	7	19	
Naphthalene	10.6	10.9	10.0	10.0	ND	106	109	67-142	3	23	
<i>Surrogate:</i>											
Dibromofluoromethane						99	100	68-133			
Toluene-d8						101	96	79-123			
4-Bromofluorobenzene						101	100	78-117			



Date of Report: December 12, 2025
 Samples Submitted: December 4, 2025
 Laboratory Reference: 2512-055
 Project: 553-8472-009

VOLATILE ORGANICS EPA 8260D/SIM
QUALITY CONTROL
 page 1 of 2

Matrix: Water
 Units: ug/L

Analyte	Result		Spike Level		Source	Percent	Recovery	RPD		Flags
					Result	Recovery	Limits	RPD	Limit	
MATRIX SPIKES										
Laboratory ID:	12-085-01									
	MS	MSD	MS	MSD		MS	MSD			
Chloromethane	9.81	10.0	10.0	10.0	ND	98	100	49-136	2	27
Vinyl Chloride	7.45	7.66	10.0	10.0	ND	75	77	69-126	3	16
Bromomethane	5.11	5.37	10.0	10.0	ND	51	54	32-158	5	24
Chloroethane	7.94	8.11	10.0	10.0	ND	79	81	62-125	2	14
Trichlorofluoromethane	8.06	8.36	10.0	10.0	ND	81	84	80-128	4	16
1,1-Dichloroethene	9.13	9.39	10.0	10.0	ND	91	94	73-125	3	15
Acetone	7.62	8.29	10.0	10.0	ND	76	83	37-164	8	29
Iodomethane	5.70	5.50	10.0	10.0	ND	57	55	35-141	4	25
Carbon Disulfide	11.0	11.6	10.0	10.0	ND	110	116	55-127	5	17
Methylene Chloride	7.82	8.16	10.0	10.0	ND	78	82	63-118	4	16
(trans) 1,2-Dichloroethene	8.89	9.02	10.0	10.0	ND	89	90	70-127	1	16
1,1-Dichloroethane	8.72	8.94	10.0	10.0	ND	87	89	71-126	2	15
Vinyl Acetate	9.35	9.86	10.0	10.0	ND	94	99	60-140	5	17
(cis) 1,2-Dichloroethene	8.97	9.37	10.0	10.0	ND	90	94	71-130	4	16
2-Butanone	9.24	9.87	10.0	10.0	ND	92	99	56-143	7	19
Bromochloromethane	8.62	9.09	10.0	10.0	ND	86	91	68-133	5	17
Chloroform	8.52	8.82	10.0	10.0	ND	85	88	68-127	3	16
1,1,1-Trichloroethane	8.85	8.98	10.0	10.0	ND	89	90	74-127	1	17
Carbon Tetrachloride	9.40	9.57	10.0	10.0	ND	94	96	72-134	2	18
Benzene	8.78	9.07	10.0	10.0	ND	88	91	69-129	3	16
1,2-Dichloroethane	8.87	9.17	10.0	10.0	ND	89	92	71-134	3	17
Trichloroethene	9.38	9.38	10.0	10.0	ND	94	94	74-134	0	12
1,2-Dichloropropane	8.69	9.06	10.0	10.0	ND	87	91	74-130	4	17
Dibromomethane	9.90	9.87	10.0	10.0	ND	99	99	74-140	0	16
Bromodichloromethane	9.45	9.93	10.0	10.0	ND	95	99	77-137	5	17
(cis) 1,3-Dichloropropene	10.3	10.5	10.0	10.0	ND	103	105	73-137	2	17
Methyl Isobutyl Ketone	8.99	9.69	10.0	10.0	ND	90	97	61-146	7	19
Toluene	8.83	8.97	10.0	10.0	ND	88	90	71-128	2	19
(trans) 1,3-Dichloropropene	11.4	11.3	10.0	10.0	ND	114	113	70-136	1	18
1,1,2-Trichloroethane	9.64	9.82	10.0	10.0	ND	96	98	68-146	2	16
Tetrachloroethene	9.34	9.29	10.0	10.0	ND	93	93	78-132	1	22
2-Hexanone	9.40	9.08	10.0	10.0	ND	94	91	57-154	3	25
Dibromochloromethane	10.3	10.4	10.0	10.0	ND	103	104	51-160	1	27



Date of Report: December 12, 2025
 Samples Submitted: December 4, 2025
 Laboratory Reference: 2512-055
 Project: 553-8472-009

VOLATILE ORGANICS EPA 8260D/SIM
QUALITY CONTROL
 page 1 of 2

Analyte	Result		Spike Level		Source	Percent Recovery		Recovery	RPD	RPD	Flags
	MS	MSD	MS	MSD	Result	MS	MSD	Limits	RPD	Limit	
MATRIX SPIKES											
Laboratory ID:	12-085-01										
1,2-Dibromoethane	9.80	9.70	10.0	10.0	ND	98	97	74-133	1	16	
Chlorobenzene	9.23	9.22	10.0	10.0	ND	92	92	83-121	0	16	
1,1,1,2-Tetrachloroethane	10.0	10.1	10.0	10.0	ND	100	101	82-129	1	17	
Ethylbenzene	9.27	9.32	10.0	10.0	ND	93	93	84-123	1	17	
m,p-Xylene	19.6	19.4	20.0	20.0	ND	98	97	82-125	1	17	
o-Xylene	9.48	9.66	10.0	10.0	ND	95	97	83-123	2	17	
Styrene	9.88	9.82	10.0	10.0	ND	99	98	83-128	1	19	
Bromoform	10.7	10.8	10.0	10.0	ND	107	108	69-135	1	18	
1,1,2,2-Tetrachloroethane	8.99	9.01	10.0	10.0	ND	90	90	75-138	0	17	
1,2,3-Trichloropropane	8.40	8.49	10.0	10.0	ND	84	85	64-131	1	18	
1,4-Dichlorobenzene	8.81	8.93	10.0	10.0	ND	88	89	79-127	1	15	
1,2-Dichlorobenzene	8.89	8.93	10.0	10.0	ND	89	89	80-130	0	16	
1,2-Dibromo-3-chloropropane	10.5	10.5	10.0	10.0	ND	105	105	68-139	0	19	
Naphthalene	9.11	9.47	10.0	10.0	ND	91	95	67-142	4	23	
<i>Surrogate:</i>											
Dibromofluoromethane						96	98	68-133			
Toluene-d8						100	97	79-123			
4-Bromofluorobenzene						106	103	78-117			



Date of Report: December 12, 2025
 Samples Submitted: December 4, 2025
 Laboratory Reference: 2512-055
 Project: 553-8472-009

VOLATILE ORGANICS EPA 8260D/SIM
QUALITY CONTROL
 page 1 of 2

Matrix: Water
 Units: ug/L

Analyte	Result	Spike Level	Percent Recovery	Recovery Limits	Flags
SPIKE BLANK					
Laboratory ID:	SB1205W1				
Chloromethane	14.4	10.0	144	38-141	I
Vinyl Chloride	11.4	10.0	114	67-131	
Bromomethane	4.92	10.0	49	30-155	
Chloroethane	10.7	10.0	107	63-130	
Trichlorofluoromethane	10.5	10.0	105	80-131	
1,1-Dichloroethene	12.0	10.0	120	77-125	
Acetone	9.66	10.0	97	45-135	
Iodomethane	12.5	10.0	125	27-146	
Carbon Disulfide	13.6	10.0	136	41-150	
Methylene Chloride	10.8	10.0	108	66-123	
(trans) 1,2-Dichloroethene	11.5	10.0	115	76-126	
1,1-Dichloroethane	11.6	10.0	116	75-126	
Vinyl Acetate	12.2	10.0	122	57-139	
(cis) 1,2-Dichloroethene	11.7	10.0	117	77-129	
2-Butanone	12.8	10.0	128	62-129	
Bromochloromethane	11.5	10.0	115	72-129	
Chloroform	11.4	10.0	114	72-125	
1,1,1-Trichloroethane	11.4	10.0	114	79-127	
Carbon Tetrachloride	11.9	10.0	119	78-131	
Benzene	11.5	10.0	115	75-126	
1,2-Dichloroethane	11.7	10.0	117	74-128	
Trichloroethene	11.4	10.0	114	80-130	
1,2-Dichloropropane	11.2	10.0	112	80-124	
Dibromomethane	11.7	10.0	117	80-131	
Bromodichloromethane	11.8	10.0	118	81-131	
(cis) 1,3-Dichloropropene	12.5	10.0	125	74-136	
Methyl Isobutyl Ketone	11.1	10.0	111	67-132	
Toluene	10.8	10.0	108	75-127	
(trans) 1,3-Dichloropropene	13.1	10.0	131	69-137	
1,1,2-Trichloroethane	11.6	10.0	116	80-122	
Tetrachloroethene	11.0	10.0	110	80-130	
2-Hexanone	10.4	10.0	104	67-130	



Date of Report: December 12, 2025
 Samples Submitted: December 4, 2025
 Laboratory Reference: 2512-055
 Project: 553-8472-009

VOLATILE ORGANICS EPA 8260D/SIM
QUALITY CONTROL
 page 2 of 2

Analyte	Result	Spike Level	Percent Recovery	Recovery Limits	Flags
SPIKE BLANK					
Laboratory ID:	SB1205W1				
Dibromochloromethane	11.9	10.0	119	58-149	
1,2-Dibromoethane	11.4	10.0	114	82-127	
Chlorobenzene	11.1	10.0	111	80-120	
1,1,1,2-Tetrachloroethane	11.5	10.0	115	80-127	
Ethylbenzene	11.1	10.0	111	80-124	
m,p-Xylene	23.5	20.0	118	80-124	
o-Xylene	11.1	10.0	111	80-123	
Styrene	11.8	10.0	118	82-125	
Bromoform	11.5	10.0	115	66-136	
1,1,2,2-Tetrachloroethane	11.2	10.0	112	78-124	
1,2,3-Trichloropropane	10.2	10.0	102	67-123	
1,4-Dichlorobenzene	10.6	10.0	106	78-123	
1,2-Dichlorobenzene	10.8	10.0	108	79-125	
1,2-Dibromo-3-chloropropane	10.3	10.0	103	62-133	
Naphthalene	10.6	10.0	106	55-132	
<i>Surrogate:</i>					
Dibromofluoromethane			108	68-133	
Toluene-d8			99	79-123	
4-Bromofluorobenzene			103	78-117	



Date of Report: December 12, 2025
 Samples Submitted: December 4, 2025
 Laboratory Reference: 2512-055
 Project: 553-8472-009

VOLATILE ORGANICS EPA 8260D/SIM
QUALITY CONTROL
 page 1 of 2

Matrix: Water
 Units: ug/L

Analyte	Result	Spike Level	Percent Recovery	Recovery Limits	Flags
SPIKE BLANK					
Laboratory ID:	SB1208W1				
Chloromethane	11.8	10.0	118	38-141	
Vinyl Chloride	9.25	10.0	93	67-131	
Bromomethane	6.72	10.0	67	30-155	
Chloroethane	9.83	10.0	98	63-130	
Trichlorofluoromethane	9.62	10.0	96	80-131	
1,1-Dichloroethene	11.3	10.0	113	77-125	
Acetone	8.47	10.0	85	45-135	
Iodomethane	8.07	10.0	81	27-146	
Carbon Disulfide	12.0	10.0	120	41-150	
Methylene Chloride	9.94	10.0	99	66-123	
(trans) 1,2-Dichloroethene	11.0	10.0	110	76-126	
1,1-Dichloroethane	10.9	10.0	109	75-126	
Vinyl Acetate	10.8	10.0	108	57-139	
(cis) 1,2-Dichloroethene	11.1	10.0	111	77-129	
2-Butanone	10.7	10.0	107	62-129	
Bromochloromethane	10.6	10.0	106	72-129	
Chloroform	10.4	10.0	104	72-125	
1,1,1-Trichloroethane	10.8	10.0	108	79-127	
Carbon Tetrachloride	11.4	10.0	114	78-131	
Benzene	10.8	10.0	108	75-126	
1,2-Dichloroethane	10.7	10.0	107	74-128	
Trichloroethene	11.2	10.0	112	80-130	
1,2-Dichloropropane	10.8	10.0	108	80-124	
Dibromomethane	11.8	10.0	118	80-131	
Bromodichloromethane	11.6	10.0	116	81-131	
(cis) 1,3-Dichloropropene	12.4	10.0	124	74-136	
Methyl Isobutyl Ketone	9.59	10.0	96	67-132	
Toluene	10.8	10.0	108	75-127	
(trans) 1,3-Dichloropropene	12.7	10.0	127	69-137	
1,1,2-Trichloroethane	11.3	10.0	113	80-122	
Tetrachloroethene	10.7	10.0	107	80-130	
2-Hexanone	9.79	10.0	98	67-130	



Date of Report: December 12, 2025
 Samples Submitted: December 4, 2025
 Laboratory Reference: 2512-055
 Project: 553-8472-009

VOLATILE ORGANICS EPA 8260D/SIM
QUALITY CONTROL
 page 2 of 2

Analyte	Result	Spike Level	Percent Recovery	Recovery Limits	Flags
SPIKE BLANK					
Laboratory ID:	SB1208W1				
Dibromochloromethane	11.9	10.0	119	58-149	
1,2-Dibromoethane	11.1	10.0	111	82-127	
Chlorobenzene	10.9	10.0	109	80-120	
1,1,1,2-Tetrachloroethane	11.6	10.0	116	80-127	
Ethylbenzene	11.1	10.0	111	80-124	
m,p-Xylene	23.4	20.0	117	80-124	
o-Xylene	11.2	10.0	112	80-123	
Styrene	11.8	10.0	118	82-125	
Bromoform	13.0	10.0	130	66-136	
1,1,2,2-Tetrachloroethane	10.3	10.0	103	78-124	
1,2,3-Trichloropropane	9.73	10.0	97	67-123	
1,4-Dichlorobenzene	10.1	10.0	101	78-123	
1,2-Dichlorobenzene	10.2	10.0	102	79-125	
1,2-Dibromo-3-chloropropane	11.3	10.0	113	62-133	
Naphthalene	10.2	10.0	102	55-132	
<i>Surrogate:</i>					
Dibromofluoromethane			98	68-133	
Toluene-d8			99	79-123	
4-Bromofluorobenzene			106	78-117	



Date of Report: December 12, 2025
 Samples Submitted: December 4, 2025
 Laboratory Reference: 2512-055
 Project: 553-8472-009

**GASOLINE RANGE ORGANICS
 NWTPH-Gx**

Matrix: Water
 Units: ug/L (ppb)

Analyte	Result	PQL	Method	Date Prepared	Date Analyzed	Flags
Client ID:	MW-1S					
Laboratory ID:	12-055-01					
Gasoline	ND	100	NWTPH-Gx	12-9-25	12-9-25	
<i>Surrogate:</i>	<i>Percent Recovery</i>	<i>Control Limits</i>				
Fluorobenzene	95	62-122				
Client ID:	MW-2S					
Laboratory ID:	12-055-02					
Gasoline	ND	100	NWTPH-Gx	12-9-25	12-9-25	
<i>Surrogate:</i>	<i>Percent Recovery</i>	<i>Control Limits</i>				
Fluorobenzene	92	62-122				
Client ID:	MW-3S					
Laboratory ID:	12-055-03					
Gasoline	ND	100	NWTPH-Gx	12-9-25	12-9-25	
<i>Surrogate:</i>	<i>Percent Recovery</i>	<i>Control Limits</i>				
Fluorobenzene	93	62-122				
Client ID:	MW-4S					
Laboratory ID:	12-055-04					
Gasoline	ND	100	NWTPH-Gx	12-9-25	12-9-25	
<i>Surrogate:</i>	<i>Percent Recovery</i>	<i>Control Limits</i>				
Fluorobenzene	92	62-122				
Client ID:	MW-5S					
Laboratory ID:	12-055-05					
Gasoline	ND	100	NWTPH-Gx	12-9-25	12-9-25	
<i>Surrogate:</i>	<i>Percent Recovery</i>	<i>Control Limits</i>				
Fluorobenzene	92	62-122				
Client ID:	MW-6S					
Laboratory ID:	12-055-06					
Gasoline	ND	100	NWTPH-Gx	12-9-25	12-9-25	
<i>Surrogate:</i>	<i>Percent Recovery</i>	<i>Control Limits</i>				
Fluorobenzene	94	62-122				
Client ID:	MW-11S					
Laboratory ID:	12-055-07					
Gasoline	ND	100	NWTPH-Gx	12-9-25	12-9-25	
<i>Surrogate:</i>	<i>Percent Recovery</i>	<i>Control Limits</i>				
Fluorobenzene	92	62-122				



Date of Report: December 12, 2025
 Samples Submitted: December 4, 2025
 Laboratory Reference: 2512-055
 Project: 553-8472-009

**GASOLINE RANGE ORGANICS
 NWTPH-Gx**

Matrix: Water
 Units: ug/L (ppb)

Analyte	Result	PQL	Method	Date Prepared	Date Analyzed	Flags
Client ID:	MW-13S					
Laboratory ID:	12-055-08					
Gasoline	ND	100	NWTPH-Gx	12-9-25	12-9-25	
<i>Surrogate:</i>	<i>Percent Recovery</i>	<i>Control Limits</i>				
<i>Fluorobenzene</i>	94	62-122				
Client ID:	Trip Blanks					
Laboratory ID:	12-055-13					
Gasoline	ND	100	NWTPH-Gx	12-9-25	12-9-25	
<i>Surrogate:</i>	<i>Percent Recovery</i>	<i>Control Limits</i>				
<i>Fluorobenzene</i>	96	62-122				



Date of Report: December 12, 2025
 Samples Submitted: December 4, 2025
 Laboratory Reference: 2512-055
 Project: 553-8472-009

**GASOLINE RANGE ORGANICS
 NWTPH-Gx
 QUALITY CONTROL**

Matrix: Water
 Units: ug/L (ppb)

Analyte	Result	PQL	Method	Date Prepared	Date Analyzed	Flags
METHOD BLANK						
Laboratory ID:	MB1209W2					
Gasoline	ND	100	NWTPH-Gx	12-9-25	12-9-25	
<i>Surrogate:</i>	<i>Percent Recovery</i>	<i>Control Limits</i>				
<i>Fluorobenzene</i>	94	62-122				

Analyte	Result	Spike Level	Source Result	Percent Recovery	Recovery Limits	RPD	RPD Limit	Flags
DUPLICATE								
Laboratory ID:	12-055-06							
	ORIG	DUP						
Gasoline	ND	ND	NA	NA	NA	NA	NA	30
<i>Surrogate:</i>								
<i>Fluorobenzene</i>				94	90	62-122		

MATRIX SPIKES

Laboratory ID:	12-055-06									
	MS	MSD	MS	MSD		MS	MSD			
Gasoline	4660	4890	5000	5000	ND	93	98	75-125	5	15
<i>Surrogate:</i>										
<i>Fluorobenzene</i>						84	83	62-122		



Date of Report: December 12, 2025
 Samples Submitted: December 4, 2025
 Laboratory Reference: 2512-055
 Project: 553-8472-009

**DIESEL AND HEAVY OIL RANGE ORGANICS
 NWTPH-Dx**

Matrix: Water
 Units: mg/L (ppm)

Analyte	Result	PQL	Method	Date Prepared	Date Analyzed	Flags
Client ID:	MW-1S					
Laboratory ID:	12-055-01					
Diesel Range Organics	ND	0.21	NWTPH-Dx	12-10-25	12-10-25	
Lube Oil Range Organics	ND	0.21	NWTPH-Dx	12-10-25	12-10-25	
<i>Surrogate:</i>	<i>Percent Recovery</i>	<i>Control Limits</i>				
<i>o-Terphenyl</i>	<i>100</i>	<i>50-150</i>				

Client ID:	MW-2S					
Laboratory ID:	12-055-02					
Diesel Range Organics	ND	0.22	NWTPH-Dx	12-10-25	12-10-25	
Lube Oil Range Organics	ND	0.22	NWTPH-Dx	12-10-25	12-10-25	
<i>Surrogate:</i>	<i>Percent Recovery</i>	<i>Control Limits</i>				
<i>o-Terphenyl</i>	<i>90</i>	<i>50-150</i>				

Client ID:	MW-3S					
Laboratory ID:	12-055-03					
Diesel Range Organics	ND	0.21	NWTPH-Dx	12-10-25	12-10-25	
Lube Oil Range Organics	ND	0.21	NWTPH-Dx	12-10-25	12-10-25	
<i>Surrogate:</i>	<i>Percent Recovery</i>	<i>Control Limits</i>				
<i>o-Terphenyl</i>	<i>104</i>	<i>50-150</i>				

Client ID:	MW-4S					
Laboratory ID:	12-055-04					
Diesel Range Organics	ND	0.21	NWTPH-Dx	12-10-25	12-10-25	
Lube Oil Range Organics	ND	0.21	NWTPH-Dx	12-10-25	12-10-25	
<i>Surrogate:</i>	<i>Percent Recovery</i>	<i>Control Limits</i>				
<i>o-Terphenyl</i>	<i>109</i>	<i>50-150</i>				

Client ID:	MW-5S					
Laboratory ID:	12-055-05					
Diesel Range Organics	ND	0.20	NWTPH-Dx	12-10-25	12-10-25	
Lube Oil Range Organics	ND	0.20	NWTPH-Dx	12-10-25	12-10-25	
<i>Surrogate:</i>	<i>Percent Recovery</i>	<i>Control Limits</i>				
<i>o-Terphenyl</i>	<i>101</i>	<i>50-150</i>				

Client ID:	MW-6S					
Laboratory ID:	12-055-06					
Diesel Range Organics	ND	0.24	NWTPH-Dx	12-10-25	12-10-25	
Lube Oil Range Organics	ND	0.24	NWTPH-Dx	12-10-25	12-10-25	
<i>Surrogate:</i>	<i>Percent Recovery</i>	<i>Control Limits</i>				
<i>o-Terphenyl</i>	<i>110</i>	<i>50-150</i>				



Date of Report: December 12, 2025
 Samples Submitted: December 4, 2025
 Laboratory Reference: 2512-055
 Project: 553-8472-009

**DIESEL AND HEAVY OIL RANGE ORGANICS
 NWTPH-Dx**

Matrix: Water
 Units: mg/L (ppm)

Analyte	Result	PQL	Method	Date Prepared	Date Analyzed	Flags
Client ID:	MW-11S					
Laboratory ID:	12-055-07					
Diesel Range Organics	ND	0.20	NWTPH-Dx	12-10-25	12-10-25	
Lube Oil Range Organics	ND	0.20	NWTPH-Dx	12-10-25	12-10-25	
<i>Surrogate:</i>	<i>Percent Recovery</i>	<i>Control Limits</i>				
<i>o-Terphenyl</i>	96	50-150				
Client ID:	MW-13S					
Laboratory ID:	12-055-08					
Diesel Range Organics	ND	0.24	NWTPH-Dx	12-10-25	12-10-25	
Lube Oil Range Organics	ND	0.24	NWTPH-Dx	12-10-25	12-10-25	
<i>Surrogate:</i>	<i>Percent Recovery</i>	<i>Control Limits</i>				
<i>o-Terphenyl</i>	94	50-150				



Date of Report: December 12, 2025
 Samples Submitted: December 4, 2025
 Laboratory Reference: 2512-055
 Project: 553-8472-009

**DIESEL AND HEAVY OIL RANGE ORGANICS
 NWTPH-Dx
 QUALITY CONTROL**

Matrix: Water
 Units: mg/L (ppm)

Analyte	Result	PQL	Method	Date Prepared	Date Analyzed	Flags
METHOD BLANK						
Laboratory ID:	MB1210W1					
Diesel Range Organics	ND	0.16	NWTPH-Dx	12-10-25	12-10-25	
Lube Oil Range Organics	ND	0.16	NWTPH-Dx	12-10-25	12-10-25	
<i>Surrogate:</i>	<i>Percent Recovery</i>	<i>Control Limits</i>				
<i>o-Terphenyl</i>	99	50-150				

Analyte	Result	Spike Level	Source Result	Percent Recovery	Recovery Limits	RPD	RPD Limit	Flags
DUPLICATE								
Laboratory ID:	12-055-06							
	ORIG	DUP						
Diesel Range	ND	ND	NA	NA	NA	NA	40	
Lube Oil Range	ND	ND	NA	NA	NA	NA	40	
<i>Surrogate:</i>								
<i>o-Terphenyl</i>				110	86	50-150		

MATRIX SPIKES

Laboratory ID:	12-055-06									
	MS	MSD	MS	MSD	MS	MSD				
Diesel Range	0.507	0.628	0.500	0.500	ND	101	126	54-123	21	40
<i>Surrogate:</i>										
<i>o-Terphenyl</i>						92	117	50-150		

SPIKE BLANK

Laboratory ID:	SB1210W1									
Diesel Fuel #2	0.493		0.500		NA	99		54-123	NA	NA
<i>Surrogate:</i>										
<i>o-Terphenyl</i>						106		50-150		





Data Qualifiers and Abbreviations

- A - Due to a high sample concentration, the amount spiked is insufficient for meaningful MS/MSD recovery data.
 - B - The analyte indicated was also found in the blank sample.
 - C - The duplicate RPD is outside control limits due to high result variability when analyte concentrations are within five times the quantitation limit.
 - E - The value reported exceeds the quantitation range and is an estimate.
 - F - Surrogate recovery data is not available due to the high concentration of coeluting target compounds.
 - H - The analyte indicated is a common laboratory solvent and may have been introduced during sample preparation, and be impacting the sample result.
 - I - Compound recovery is outside of the control limits.
 - J - The value reported was below the practical quantitation limit. The value is an estimate.
 - K - Sample duplicate RPD is outside control limits due to sample inhomogeneity. The sample was re-extracted and re-analyzed with similar results.
 - L - The RPD is outside of the control limits.
 - M - Hydrocarbons in the gasoline range are impacting the diesel range result.
 - M1 - Hydrocarbons in the gasoline range (toluene-naphthalene) are present in the sample.
 - N - Hydrocarbons in the lube oil range are impacting the diesel range result.
 - N1 - Hydrocarbons in diesel range are impacting lube oil range results.
 - O - Hydrocarbons indicative of heavier fuels are present in the sample and are impacting the gasoline result.
 - P - The RPD of the detected concentrations between the two columns is greater than 40.
 - Q - Surrogate recovery is outside of the control limits.
 - S - Surrogate recovery data is not available due to the necessary dilution of the sample.
 - T - The sample chromatogram is not similar to a typical _____.
 - U - The analyte was analyzed for, but was not detected above the reported sample quantitation limit.
 - U1 - The practical quantitation limit is elevated due to interferences present in the sample.
 - V - Matrix Spike/Matrix Spike Duplicate recoveries are outside control limits due to matrix effects.
 - W - Matrix Spike/Matrix Spike Duplicate RPD are outside control limits due to matrix effects.
 - X - Sample extract treated with a mercury cleanup procedure.
 - X1 - Sample extract treated with a sulfuric acid/silica gel cleanup procedure.
 - X2 - Sample extract treated with a silica gel cleanup procedure.
 - Y - The calibration verification for this analyte exceeded the 20% drift specified in methods 8260 & 8270, and therefore the reported result should be considered an estimate. The overall performance of the calibration verification standard met the acceptance criteria of the method.
 - Y1 - Negative effects of the matrix from this sample on the instrument caused values for this analyte in the bracketing continuing calibration verification standard (CCVs) to be outside of 20% acceptance criteria. Because of this, quantitation limits and sample concentrations should be considered estimates.
 - Z -
- ND - Not Detected at PQL
 PQL - Practical Quantitation Limit
 RPD - Relative Percent Difference





14648 NE 95th Street, Redmond, WA 98052 • (425) 883-3881

December 29, 2025

Laura Lee
Parametrix, Inc.
719 2nd Avenue, Suite 200
Seattle, WA 98104

Re: Analytical Data for Project 553-8472-009
Laboratory Reference No. 2512-055B

Dear Laura:

Enclosed are the analytical results and associated quality control data for samples submitted on December 4, 2025.

The standard policy of OnSite Environmental, Inc. is to store your samples for 30 days from the date of receipt. If you require longer storage, please contact the laboratory.


We appreciate the opportunity to be of service to you on this project. If you have any questions concerning the data, or need additional information, please feel free to call me.

Sincerely,

A handwritten signature in black ink, appearing to read "DB", with a long horizontal flourish extending to the right.

David Baumeister
Project Manager





ANATEK LABS

Analytical Results Report For:

OnSite Environmental, Inc.

Project:

Parametrix DTG Yakima

Anatek Work Order:

YFL0071

Anatek Labs, Inc.

1282 Alturas Drive - Moscow, ID 83843 - (208) 883-2839 - email moscow@anateklabs.com
504 E Sprague Ste. D - Spokane, WA 99202 - (509) 838-3999 - email spokane@anateklabs.com

Client: OnSite Environmental, Inc.
Address: 14648 NE. 95th St.
Redmond, WA 98052
Attn: David Baumeister

Work Order: YFL0071
Project: Parametrix DTG Yakima
Reported: 12/4/2025 18:14

Analytical Results Report

Sample Location: MW-5S
Lab/Sample Number: YFL0071-01 **Collect Date:** 12/02/25 11:35
Date Received: 12/03/25 08:14 **Collected By:** Brianna Hines
Matrix: Water

Analyte	Result	Units	PQL	Analyzed	Analyst	Method	Qualifier
Inorganics							
Nitrate/N	ND	mg/L	0.200	12/4/25 11:19	DRA	Hach 10206	

Anatek Labs, Inc.

1282 Alturas Drive - Moscow, ID 83843 - (208) 883-2839 - email moscow@anateklabs.com
504 E Sprague Ste. D - Spokane, WA 99202 - (509) 838-3999 - email spokane@anateklabs.com

Sample Location: MW-11S
Lab/Sample Number: YFL0071-02 Collect Date: 12/02/25 14:50
Date Received: 12/03/25 08:14 Collected By: Brianna Hines
Matrix: Water

Analyte	Result	Units	PQL	Analyzed	Analyst	Method	Qualifier
Inorganics							
Nitrate/N	1.26	mg/L	0.200	12/4/25 11:19	DRA	Hach 10206	

Anatek Labs, Inc.

1282 Alturas Drive - Moscow, ID 83843 - (208) 883-2839 - email moscow@anateklabs.com
504 E Sprague Ste. D - Spokane, WA 99202 - (509) 838-3999 - email spokane@anateklabs.com

Sample Location: MW-7D
Lab/Sample Number: YFL0071-03 Collect Date: 12/02/25 13:35
Date Received: 12/03/25 08:14 Collected By: Brianna Hines
Matrix: Water

Analyte	Result	Units	PQL	Analyzed	Analyst	Method	Qualifier
Inorganics							
Nitrate/N	ND	mg/L	0.200	12/4/25 11:19	DRA	Hach 10206	

Anatek Labs, Inc.

1282 Alturas Drive - Moscow, ID 83843 - (208) 883-2839 - email moscow@anateklabs.com
504 E Sprague Ste. D - Spokane, WA 99202 - (509) 838-3999 - email spokane@anateklabs.com

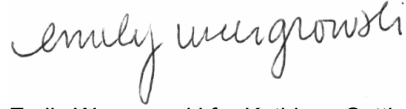
Sample Location: MW-9D
Lab/Sample Number: YFL0071-04 Collect Date: 12/02/25 15:40
Date Received: 12/03/25 08:14 Collected By: Brianna Hines
Matrix: Water

Analyte	Result	Units	PQL	Analyzed	Analyst	Method	Qualifier
Inorganics							
Nitrate/N	ND	mg/L	0.200	12/4/25 11:19	DRA	Hach 10206	

Anatek Labs, Inc.

1282 Alturas Drive - Moscow, ID 83843 - (208) 883-2839 - email moscow@anateklabs.com
504 E Sprague Ste. D - Spokane, WA 99202 - (509) 838-3999 - email spokane@anateklabs.com

Authorized Signature,



Emily Wengrowski for Kathleen Sattler, Lab Manager

PQL Practical Quantitation Limit
ND Not Detected
MCL EPA's Maximum Contaminant Level
Dry Sample results reported on a dry weight basis
* Not a state-certified analyte

This report shall not be reproduced except in full, without the written approval of the laboratory
The results reported related only to the samples indicated.

Anatek Labs, Inc.

1282 Alturas Drive - Moscow, ID 83843 - (208) 883-2839 - email moscow@anateklabs.com
 504 E Sprague Ste. D - Spokane, WA 99202 - (509) 838-3999 - email spokane@anateklabs.com

Quality Control Data

Inorganics

Analyte	Result	Qual	Reporting Limit	Units	Spike Level	Source Result	%REC	%REC Limits	RPD	RPD Limit
Batch: BFL0249 - Y Hach Vial										
Blank (BFL0249-BLK1)										
Nitrate as N	ND		0.200	mg/L						
					Prepared & Analyzed: 12/04/25 10:35					
Blank (BFL0249-BLK2)										
Nitrate as N	ND		0.200	mg/L						
					Prepared: 12/04/25 14:35- Analyzed: 12/04/25 14:50					
LCS (BFL0249-BS1)										
Nitrate as N	4.51		0.200	mg/L	5.00		90.2	90-110		
					Prepared & Analyzed: 12/04/25 10:35					
LCS (BFL0249-BS2)										
Nitrate as N	4.84		0.200	mg/L	5.00		96.8	90-110		
					Prepared: 12/04/25 14:35- Analyzed: 12/04/25 15:50					
Matrix Spike (BFL0249-MS1)										
			Source: AFL0096-01			Prepared & Analyzed: 12/04/25 10:35				
Nitrate as N	85.0		2.00	mg/L	50.0	38.4	93.2	80-120		
Matrix Spike (BFL0249-MS2)										
			Source: YFL0091-05			Prepared: 12/04/25 15:02- Analyzed: 12/04/25 15:17				
Nitrate as N	61.1		2.00	mg/L	50.0	15.4	91.4	80-120		
Matrix Spike Dup (BFL0249-MSD1)										
			Source: AFL0096-01			Prepared & Analyzed: 12/04/25 10:35				
Nitrate as N	80.4		2.00	mg/L	50.0	38.4	84.0	80-120	5.56	20
Matrix Spike Dup (BFL0249-MSD2)										
			Source: YFL0091-05			Prepared: 12/04/25 15:02- Analyzed: 12/04/25 15:17				
Nitrate as N	61.8		2.00	mg/L	50.0	15.4	92.8	80-120	1.14	20



Chain of Custody Record

Anatek
1282 Alturas Drive, N
504 E Sprague Ste D, S

YFL0071

Due: 12/17/25


Company Name: OnSite Environmental (Parametrix)	Project Manager: David Baumeister
Address: 14648 NE 95th Street	Project Name & #: Parametrix DTG Yakima
City: Redmond State: WA Zip: 98052	Purchase Order #:
Phone: 425-883-3881	Sampler Name & Phone:
Email Address(es): dbaumeister@onsite-env.com	



T
Plea

www.anateklabs.com/pricing-lists

Normal __Phone
 Next Day* __Email
 2nd Day* *All rush order requests must have prior approval
 Other*

				List Analyses Requested										Note Special Instructions/Comments				
Lab ID	Sample Identification	Sampling Date/Time	Matrix	Preservative:		Nitrate										Extra MS/MSD volume @ MW-6S		
				# of Containers	Sample Volume													
MW-1S			Water	1		X												
MW-2S			Water	1		X												
MW-3S			Water	1		X												
MW-4S			Water	1		X												
MW-5S		12/2/25: 1135	Water	1		X												
MW-6S			Water	1		X												
MW-11S		12/2/25: 11450	Water	2		X												
MW-13S			Water	1		X												
MW-7D		12/2/25: 1135	Water	1		X												
MW-8D			Water	1		X												
MW-9D		12/2/25: 1540	Water	1		X												
MW-10D			Water	1		X												
Leachate Pond			Water	1		X												

Inspection Checklist		
Received Intact?	Y	N
Labels & Chains Agree?	Y	N
Containers Sealed?	Y	N
No VOC Head Space?	Y	N
Cooler?	Y	N
Ice/Ice Packs Present?	Y	N
Temperature (°C):	11.8 / 11.6 - C D. S. G. B.	
Number of Containers:		
Shipped Via:		
Preservative:		
Date & Time:	12/3/25 8:14	
Inspected By:		

	Printed Name	Signature	Company	Date	Time
Relinquished by	Brianna Hines		Parametrix	12/3/25	0810
Received by	Cashley Anderson		Anatek	12/3/25	814
Relinquished by					
Received by					
Relinquished by					
Received by					

Samples submitted to Anatek Labs may be subcontracted to other accredited labs if necessary. This message serves as notice of this possibility. Subcontracted analyses will be clearly noted on the analytical report.



Sam

YFL0071



Due 12/17/25

Client Name: Onsite Environmental

TAT: Normal RUSH: _____ days

Samples Received From: FedEx UPS USPS Client Courier Other: _____

Custody Seal on Cooler/Box: Yes No Custody Seals Intact: Yes No N/A

Number of Coolers/Boxes: 4 Type of Ice: Wet Ice Ice Packs Dry Ice None

Packing Material: Bubble Wrap Bags Foam/Peanuts Paper None Other: _____

Samples Received Intact? Yes No N/A
 Chain of Custody Present/Complete? Yes No N/A
 Labels and Chains Agree? Yes No N/A
 Samples Received Within Hold Time? Yes No N/A
 Correct Containers Received? Yes No N/A
 Anatek Bottles Used? Yes No Unknown
 Total Number of Sample Bottles Received: _____
 Samples Properly Preserved? Yes No N/A
If No, record preservation and pH-after details
 VOC Vials Free of Headspace (<6mm)? Yes No N/A
 VOC Trip Blanks Present? Yes No N/A

Cooler Temperature
 Read (°C): 1.8
 Corrected (°C): 1.6
 Thermometer Used:
~~DIG-16~~ an Dig. 01

Comments:


Initial pH: <2 or	pH Paper ID:

Record specific containers with preservatives (and lot numbers):

Client Cont x 4

Notes, comments, etc.

Received/Inspected By: Anderson Date/Time: 12/3/25 8:14



ANATEK LABS

Analytical Results Report For:

OnSite Environmental, Inc.

Project:

Parametrix DTG Yakima

Anatek Work Order:

YFL0091

Anatek Labs, Inc.

1282 Alturas Drive - Moscow, ID 83843 - (208) 883-2839 - email moscow@anateklabs.com
504 E Sprague Ste. D - Spokane, WA 99202 - (509) 838-3999 - email spokane@anateklabs.com

Client: OnSite Environmental, Inc.
Address: 14648 NE. 95th St.
Redmond, WA 98052
Attn: David Baumeister

Work Order: YFL0091
Project: Parametrix DTG Yakima
Reported: 12/4/2025 18:39

Analytical Results Report

Sample Location: MW-1S
Lab/Sample Number: YFL0091-01 **Collect Date:** 12/04/25 09:45
Date Received: 12/04/25 11:21 **Collected By:** Brianna Hines
Matrix: Water

Analyte	Result	Units	PQL	Analyzed	Analyst	Method	Qualifier
Inorganics							
Nitrate/N	0.206	mg/L	0.200	12/4/25 14:50	DRA	Hach 10206	

Anatek Labs, Inc.

1282 Alturas Drive - Moscow, ID 83843 - (208) 883-2839 - email moscow@anateklabs.com
504 E Sprague Ste. D - Spokane, WA 99202 - (509) 838-3999 - email spokane@anateklabs.com

Sample Location: MW-2S
Lab/Sample Number: YFL0091-02 Collect Date: 12/03/25 11:00
Date Received: 12/04/25 11:21 Collected By: Brianna Hines
Matrix: Water

Analyte	Result	Units	PQL	Analyzed	Analyst	Method	Qualifier
Inorganics							
Nitrate/N	0.703	mg/L	0.200	12/4/25 14:50	DRA	Hach 10206	

Anatek Labs, Inc.

1282 Alturas Drive - Moscow, ID 83843 - (208) 883-2839 - email moscow@anateklabs.com
504 E Sprague Ste. D - Spokane, WA 99202 - (509) 838-3999 - email spokane@anateklabs.com

Sample Location: MW-3S
Lab/Sample Number: YFL0091-03 Collect Date: 12/03/25 14:50
Date Received: 12/04/25 11:21 Collected By: Brianna Hines
Matrix: Water

Analyte	Result	Units	PQL	Analyzed	Analyst	Method	Qualifier
Inorganics							
Nitrate/N	12.4	mg/L	0.200	12/4/25 14:50	DRA	Hach 10206	

Anatek Labs, Inc.

1282 Alturas Drive - Moscow, ID 83843 - (208) 883-2839 - email moscow@anateklabs.com
504 E Sprague Ste. D - Spokane, WA 99202 - (509) 838-3999 - email spokane@anateklabs.com

Sample Location: MW-4S
Lab/Sample Number: YFL0091-04 Collect Date: 12/03/25 13:45
Date Received: 12/04/25 11:21 Collected By: Brianna Hines
Matrix: Water

Analyte	Result	Units	PQL	Analyzed	Analyst	Method	Qualifier
Inorganics							
Nitrate/N	70.5	mg/L	2.00	12/4/25 15:17	DRA	Hach 10206	

Anatek Labs, Inc.

1282 Alturas Drive - Moscow, ID 83843 - (208) 883-2839 - email moscow@anateklabs.com
504 E Sprague Ste. D - Spokane, WA 99202 - (509) 838-3999 - email spokane@anateklabs.com

Sample Location: MW-6S
Lab/Sample Number: YFL0091-05 Collect Date: 12/03/25 12:15
Date Received: 12/04/25 11:21 Collected By: Brianna Hines
Matrix: Water

Analyte	Result	Units	PQL	Analyzed	Analyst	Method	Qualifier
Inorganics							
Nitrate/N	15.4	mg/L	2.00	12/4/25 15:17	DRA	Hach 10206	

Anatek Labs, Inc.

1282 Alturas Drive - Moscow, ID 83843 - (208) 883-2839 - email moscow@anateklabs.com
504 E Sprague Ste. D - Spokane, WA 99202 - (509) 838-3999 - email spokane@anateklabs.com

Sample Location: MW-13S
Lab/Sample Number: YFL0091-06 Collect Date: 12/03/25 08:30
Date Received: 12/04/25 11:21 Collected By: Brianna Hines
Matrix: Water

Analyte	Result	Units	PQL	Analyzed	Analyst	Method	Qualifier
Inorganics							
Nitrate/N	15.5	mg/L	2.00	12/4/25 15:17	DRA	Hach 10206	

Anatek Labs, Inc.

1282 Alturas Drive - Moscow, ID 83843 - (208) 883-2839 - email moscow@anateklabs.com
504 E Sprague Ste. D - Spokane, WA 99202 - (509) 838-3999 - email spokane@anateklabs.com

Sample Location: MW-8D
Lab/Sample Number: YFL0091-07 Collect Date: 12/03/25 09:55
Date Received: 12/04/25 11:21 Collected By: Brianna Hines
Matrix: Water

Analyte	Result	Units	PQL	Analyzed	Analyst	Method	Qualifier
Inorganics							
Nitrate/N	1.27	mg/L	0.200	12/4/25 14:50	DRA	Hach 10206	

Anatek Labs, Inc.

1282 Alturas Drive - Moscow, ID 83843 - (208) 883-2839 - email moscow@anateklabs.com
504 E Sprague Ste. D - Spokane, WA 99202 - (509) 838-3999 - email spokane@anateklabs.com

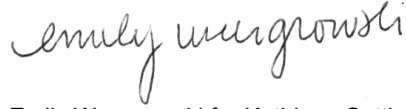
Sample Location: MW-10D
Lab/Sample Number: YFL0091-08 Collect Date: 12/03/25 15:45
Date Received: 12/04/25 11:21 Collected By: Brianna Hines
Matrix: Water

Analyte	Result	Units	PQL	Analyzed	Analyst	Method	Qualifier
Inorganics							
Nitrate/N	1.60	mg/L	0.200	12/4/25 14:50	DRA	Hach 10206	

Anatek Labs, Inc.

1282 Alturas Drive - Moscow, ID 83843 - (208) 883-2839 - email moscow@anateklabs.com
504 E Sprague Ste. D - Spokane, WA 99202 - (509) 838-3999 - email spokane@anateklabs.com

Authorized Signature,



Emily Wengrowski for Kathleen Sattler, Lab Manager

PQL Practical Quantitation Limit
ND Not Detected
MCL EPA's Maximum Contaminant Level
Dry Sample results reported on a dry weight basis
* Not a state-certified analyte

This report shall not be reproduced except in full, without the written approval of the laboratory
The results reported related only to the samples indicated.

Anatek Labs, Inc.

1282 Alturas Drive - Moscow, ID 83843 - (208) 883-2839 - email moscow@anateklabs.com
 504 E Sprague Ste. D - Spokane, WA 99202 - (509) 838-3999 - email spokane@anateklabs.com

Quality Control Data

Inorganics

Analyte	Result	Qual	Reporting Limit	Units	Spike Level	Source Result	%REC	%REC Limits	RPD	RPD Limit
Batch: BFL0249 - Y Hach Vial										
Blank (BFL0249-BLK1)										
Nitrate as N	ND		0.200	mg/L						
					Prepared & Analyzed: 12/04/25 10:35					
Blank (BFL0249-BLK2)										
Nitrate as N	ND		0.200	mg/L						
					Prepared: 12/04/25 14:35- Analyzed: 12/04/25 14:50					
LCS (BFL0249-BS1)										
Nitrate as N	4.51		0.200	mg/L	5.00		90.2	90-110		
					Prepared & Analyzed: 12/04/25 10:35					
LCS (BFL0249-BS2)										
Nitrate as N	4.84		0.200	mg/L	5.00		96.8	90-110		
					Prepared: 12/04/25 14:35- Analyzed: 12/04/25 15:50					
Matrix Spike (BFL0249-MS1)										
			Source: AFL0096-01			Prepared & Analyzed: 12/04/25 10:35				
Nitrate as N	85.0		2.00	mg/L	50.0	38.4	93.2	80-120		
Matrix Spike (BFL0249-MS2)										
			Source: YFL0091-05			Prepared: 12/04/25 15:02- Analyzed: 12/04/25 15:17				
Nitrate as N	61.1		2.00	mg/L	50.0	15.4	91.4	80-120		
Matrix Spike Dup (BFL0249-MSD1)										
			Source: AFL0096-01			Prepared & Analyzed: 12/04/25 10:35				
Nitrate as N	80.4		2.00	mg/L	50.0	38.4	84.0	80-120	5.56	20
Matrix Spike Dup (BFL0249-MSD2)										
			Source: YFL0091-05			Prepared: 12/04/25 15:02- Analyzed: 12/04/25 15:17				
Nitrate as N	61.8		2.00	mg/L	50.0	15.4	92.8	80-120	1.14	20



Chain of Custody Record

Anatek Labs
1282 Alturas Drive, Moscow
504 E Sprague Ste D, Spokan

YFL0091

Due: 12/18/25




Company Name: OnSite Environmental (Parametrix)	Project Manager: David Baumeister
Address: 14648 NE 95th Street	Project Name & #: Parametrix DTG Yakima
City: Redmond State: WA Zip: 98052	Purchase Order #:
Phone: 425-883-3881	Sampler Name & Phone:
Email Address(es): dbaumeister@onsite-env.com	

Turn A

Please refer to www.anateklabs.com/pricing-lists

Normal _____ Phone
 Next Day* _____ Email
 2nd Day* _____
 Other* _____

*All rush order requests must have prior approval

				List Analyses Requested										Note Special Instructions/Comments																																										
Lab ID	Sample Identification	Sampling Date/Time	Matrix	Preservative:		Nitrate									Extra MS/MSD volume @ MW-6S																																									
				# of Containers	Sample Volume																																																			
	MW-1S	12/4/25 - 0945	Water	1		X									<table border="1" style="width: 100%; border-collapse: collapse;"> <thead> <tr> <th colspan="3" style="text-align: center;">Inspection Checklist</th> </tr> </thead> <tbody> <tr> <td>Received Intact?</td> <td style="text-align: center;">Y</td> <td style="text-align: center;">N</td> </tr> <tr> <td>Labels & Chains Agree?</td> <td style="text-align: center;">Y</td> <td style="text-align: center;">N</td> </tr> <tr> <td>Containers Sealed?</td> <td style="text-align: center;">Y</td> <td style="text-align: center;">N</td> </tr> <tr> <td>No VOC Head Space?</td> <td style="text-align: center;">Y</td> <td style="text-align: center;">N</td> </tr> <tr> <td>Cooler?</td> <td style="text-align: center;">Y</td> <td style="text-align: center;">N</td> </tr> <tr> <td>Ice/Ice Packs Present?</td> <td style="text-align: center;">Y</td> <td style="text-align: center;">N</td> </tr> <tr> <td>Temperature (°C):</td> <td colspan="2"></td> </tr> <tr> <td>Number of Containers:</td> <td colspan="2"></td> </tr> <tr> <td>Shipped Via:</td> <td colspan="2"></td> </tr> <tr> <td>Preservative:</td> <td colspan="2"></td> </tr> <tr> <td>Date & Time:</td> <td colspan="2" style="text-align: center;">12/4/25 11:21</td> </tr> <tr> <td>Inspected By:</td> <td colspan="2" style="text-align: center;"></td> </tr> </tbody> </table>			Inspection Checklist			Received Intact?	Y	N	Labels & Chains Agree?	Y	N	Containers Sealed?	Y	N	No VOC Head Space?	Y	N	Cooler?	Y	N	Ice/Ice Packs Present?	Y	N	Temperature (°C):			Number of Containers:			Shipped Via:			Preservative:			Date & Time:	12/4/25 11:21		Inspected By:		
Inspection Checklist																																																								
Received Intact?	Y	N																																																						
Labels & Chains Agree?	Y	N																																																						
Containers Sealed?	Y	N																																																						
No VOC Head Space?	Y	N																																																						
Cooler?	Y	N																																																						
Ice/Ice Packs Present?	Y	N																																																						
Temperature (°C):																																																								
Number of Containers:																																																								
Shipped Via:																																																								
Preservative:																																																								
Date & Time:	12/4/25 11:21																																																							
Inspected By:																																																								
	MW-2S	12/3/25 - 1100	Water	1		X																																																		
	MW-3S	12/3/25 - 1450	Water	1		X																																																		
	MW-4S	12/3/25 - 1345	Water	1		X																																																		
	MW-5S		Water	1		X																																																		
	MW-6S	12/3/25 - 1215	Water	1		X																																																		
	MW-11S		Water	2		X																																																		
	MW-13S	12/3/25 - 0830	Water	1		X																																																		
	MW-7D		Water	1		X																																																		
	MW-8D	12/3/25 - 0955	Water	1		X																																																		
	MW-9D		Water	1		X																																																		
	MW-10D	12/3/25 - 1545	Water	1		X																																																		
	Leachate Pond	12/4/25	Water	1		X																																																		

Samples submitted to Anatek Labs may be subcontracted to other accredited labs if necessary. This message serves as notice of this possibility. Subcontracted analyses will be clearly noted on the analytical report.



OnSite Environmental Inc.
 14648 NE 95th Street • Redmond, WA 98052
 Phone: (425) 883-3881 • www.onsite-env.com

Chain of Custody

Turnaround Request
 (in working days)

(Check One)

Same Day 1 Day

2 Days 3 Days

Standard (7 Days)
 (TPH analysis 5 Days)

(other)

Laboratory Number: **12-055**

Company: **Parametrix**
 Project Number: **553-8472-009**
 Project Name: **Rocky Top Environmental LPL**
 Project Manager: **Laura Lee, Mike Brady**
 Sampled by:

Lab ID	Sample Identification	Date Sampled	Time Sampled	Matrix	Number of Containers	Laboratory Tests				VOCs (8260D - WAC 173-351 Appendix I) Naphthalene, SIM-VC and 1,2-EDB	NWTPH-Gx	NWTPH-Dx	Nitrate	%	Moisture
						X	X	X	X						
1	MW-1S	12/1/25	0945	Water	7	X	X	X	X	X	X	X			
2	MW-2S	12/3/25	1100	Water	7	X	X	X	X	X	X	X			
3	MW-3S	12/3/25	1450	Water	7	X	X	X	X	X	X	X			
4	MW-4S	12/3/25	1345	Water	7	X	X	X	X	X	X	X			
5	MW-5S	12/1/25	1135	Water	7	X	X	X	X	X	X	X			
6	MW-6S	12/3/25	1215	Water	14	X	X	X	X	X	X	X			
7	MW-11S	02/02/25	1450	Water	7	X	X	X	X	X	X	X			
8	MW-13S	12/3/25	0830	Water	7	X	X	X	X	X	X	X			
9	MW-7D	02/02/25	1335	Water	3	X	X	X	X	X	X	X			
10	MW-8D	12/3/25	0955	Water	3	X	X	X	X	X	X	X			

Relinquished	Signature	Company	Date	Time	Comments/Special Instructions
Received	<i>Paul Lee</i>	Parametrix	12/1/25	1430	Additional MS/MSD volumes taken @ MW-6S
Relinquished	<i>Steven Pirell</i>	OSC	12/14/25	1430	Added 2/21/25 NB
Received					
Relinquished					
Received					
Relinquished					
Received					
Reviewed/Date		Reviewed/Date			Chromatograms with final report <input type="checkbox"/>

Attachment C

Data Validation Memorandum

DATE: January 20, 2026
TO: Project File
FROM: Sally Nguyen
SUBJECT: Fourth Quarter 2025 MTCA Data Quality Evaluation
PROJECT NUMBER: 553-8472-010
PROJECT NAME: DTG Yakima Limited Purpose Landfill

A data quality evaluation was conducted for the Fourth Quarter 2025 MTCA sampling event at the DTG Yakima Limited Purpose Landfill (LPL). Samples were collected on December 2 through 4, 2025, by Parametrix under contract to DTG. The samples were analyzed by OnSite Environmental and ALS Environmental under the following work orders:

- Work Order 2512-055 (MW-1S, MW-2S, MW-3S, MW-4S, MW-5S, MW-6S, MW-11s, MW-13S, Trip Blank): VOCs, Total Petroleum Hydrocarbons (NWTPH-Gx and -Dx)
 - Work Order 2512-055B: Nitrate samples subcontracted to Anatek Labs (Anatek) under Work Orders YFL0071 and YFL0091.
 - Note that results for MW-7D, MW-8D, MW-9D, and MW-10D are also included in the work orders from the routine quarterly sampling event.
- Work Order 2512-057 (MW-1S, MW-2S, MW-3S, MW-4S, MW-5S, MW-6S, MW-11S, MW-13S): Per- and polyfluoroalkyl substances (PFAS) subcontracted to ALS Environmental under Work Order K2512281.

The data were evaluated in accordance with EPA guidance (EPA 2020a, 2020b, and 2009) at a Stage 2A level. Sample MW-13S is a field duplicate of MW-6S.

Field Narrative

Groundwater sampling field data sheets were provided by Parametrix.

Laboratory Case Narrative

Samples were collected on December 2 through 4, 2025. Nitrate samples were delivered directly to and received by Anatek Yakima on December 3 at 8:14 and December 4 at 11:21; the remainder of samples were received by OnSite in Redmond, WA on December 4, 2025 at 14:30. The PFAS samples were received by ALS in Kelso, WA on December 9 at 9:30. They were maintained at the laboratories at a temperature of 2 to 6 degrees Celsius.



Work Order 2512-055**Volatiles (EPA Method SW8260D)**

The sample(s) were analyzed within the recommended holding times.

No VOCs were detected in the trip blank.

The surrogate percent recoveries were within control limits.

The method blank(s) were clean at the reporting limits.

The percent recovery for chloromethane was outside the control limits (high) in the spike blank and was I-flagged by the laboratory accordingly. Chloromethane was not detected in any samples, therefore, no data will be qualified.

The percent recovery for carbon disulfide was outside the control limits (high) in the matrix spike (MS) and was I-flagged by the laboratory accordingly. Since there were no detections for carbon disulfide in the samples, no data will be qualified.

The matrix spike duplicate (MSD) recoveries and relative percent differences (RPDs) were within control limits.

Total Petroleum Hydrocarbons (NWTPH-Gx and Dx) – SA Wells Only

The sample(s) were prepared and analyzed within the recommended holding times.

No gasoline-range hydrocarbons were detected in the trip blank.

The surrogate percent recoveries were within control limits.

The method blank(s) were clean at the reporting limits.

The duplicate RPDs were within control limits.

The MS/MSD recoveries and duplicate RPDs were within control limits.

Work Order 2512-055B**Anatek Work Order YFL0071 (subcontracted)****Nitrate (EPA Method Hach 10206)**

The method blank(s) were clean at the reporting limits.

The percent recovery of the laboratory control sample was within control limits.

The matrix spike and matrix spike duplicate recoveries and relative percent differences (RPDs) were within control limits.



Anatek Work Order YFL0091 (subcontracted)

Nitrate (EPA Method Hach 10206)

The method blank(s) were clean at the reporting limits.

The percent recovery of the laboratory control sample was within control limits.

The matrix spike and matrix spike duplicate recoveries and relative percent differences (RPDs) were within control limits.

Work Order 2512-057

ALS Environmental Work Order K2512281 (subcontracted)

PFAS by EPA Method 1633

The sample(s) were prepared and analyzed within the recommended holding times.

The surrogate percent recoveries were within control limits.

The method blank(s) were clean at the reporting limits.

The lab control sample percent recoveries were within control limits.

The duplicate laboratory control sample percent recoveries and RPDs were within control limits.

Field Duplicate Evaluation

Relative Percent Differences (RPDs) were calculated for the results of sample MW-6S and duplicate MW-13S. Field duplicate RPD calculations are included in Attachment A.

The duplicate percent RPDs were within control limits for all analytes.

Data Qualification

No data were qualified.



References

EPA (U.S. Environmental Protection Agency). 2002. Guidance on Environmental Data Verification and Data Validation. EPA QA/G-8. EPA240R-02/004.

EPA. 2020a. National Functional Guidelines for Inorganic Superfund Data Review. EPA 540R- 2017-001. November.

EPA. 2020b. National Functional Guidelines for Organic Superfund Data Review. EPA 542-R-20-006. November.



Attachment A

Fourth Quarter MTCA 2025
Field Duplicate Relative
Percent Difference
Calculations

DTG Yakima LPL Field Duplicate Relative Percent Difference Calculations

553-8472-010

Fourth Quarter 2025

Sample Dates: December 2 through 4, 2025

Sample analyses: On-Site Environmental 2512-55 (VOCs, TPH (SA wells only)):
 MW-1S, MW-2S, MW-3S, MW-4S, MW-5S, MW-6S, MW-11S, MW-13S, MW-7D, MW-8D, MW-9D, MW-10D, Trip Blank

On-Site Environmental 2512-056 (Wet Chemistry, Total and Dissolved Metals):
 MW-1S, MW-2S, MW-3S, MW-4S, MW-5S, MW-6S, MW-11S, MW-13S, MW-7D, MW-8D, MW-9D, MW-10D

Anatek YFL0071 (Nitrate):
 MW-5S, MW-11S, MW-7D, MW-9D

Anatek YFL0091 (Nitrate):
 MW-1S, MW-2S, MW-3S, MW-4S, MW-6S, MW-13S, MW-8D, MW-10D

ALS Environmental K2509142 (PFAS):
 MW-1S, MW-2S, MW-3S, MW-4S, MW-5S, MW-6S, MW-11S, MW-13S

DUP MW-13S collected at MW-6S

Completed by: Sally Nguyen 1/20/2026

Groundwater	sample	duplicate	avg	diff	RPD	=/<25%?	RL	w/in RL?
units = mg/L	MW-6S	MW-13S						
Iron, Total	<0.050	<0.050	n/a	n/a	n/a		0.050	y
Magnesium, Total	28	30	29.00	-2	6.9	y	1.0	
Manganese, Total	<0.010	<0.010	n/a	n/a	n/a		0.010	y
Calcium, Dissolved	46	46	46.00	0	0.0	y	1.1	
Iron, Dissolved	<0.056	<0.056	n/a	n/a	n/a		0.056	y
Magnesium, Dissolved	32	32	32.00	0	0.0	y	1.1	
Manganese, Dissolved	<0.011	<0.011	n/a	n/a	n/a		0.011	y
Potassium, Dissolved	4.4	4.3	4.35	0.1	2.3	y	1.1	
Sodium, Dissolved	17	17	17.00	0	0.0	y	1.1	
Nitrate	15.4	15.5	15.45	-0.1	0.6	y	2.00	
Chloride	67	73	70.00	-6	8.6	y	2.0	
Sulfate	64	64	64.00	0	0.0	y	20	
TDS	410	440	425.00	-30	7.1	y	13	
Alkalinity	94	88	91.00	6	6.6	y	2.0	
Bicarbonate	94	88	91.00	6	6.6	y	2.0	
Ammonia	<0.053	<0.053	n/a	n/a	n/a		0.053	y
TOC	3.4	3.4	3.40	0	0.0	y	1.0	
TPH-Gasoline (ug/L)	<100	<100	n/a	n/a	n/a		100	y
TPH-Diesel	<0.24	<0.24	n/a	n/a	n/a		0.24	y
TPH-Oil	<0.24	<0.24	n/a	n/a	n/a		0.24	y
VOCs (none detected)	n/a	n/a	n/a	n/a	n/a			
units = ng/L								
Perfluorobutane sulfonic acid (PFBS)	7.7	7.5	7.6	0.2	2.6	y	1.9/2.0	
Perfluoropentane sulfonic acid (PFPeS)	1.3	1.3	1.30	0	0.0	y	1.9/2.0	
Perfluorohexane sulfonic acid (PFHxS)	1.1	1.1	1.10	0	0.0	y	1.9/2.0	
Perfluoroheptane sulfonic acid (PFHpS)	<1.9	<2.0	n/a	n/a	n/a		1.9/2.0	y
Perfluorooctane sulfonic acid (PFOS)	<1.9	<2.0	n/a	n/a	n/a		1.9/2.0	y
Perfluorononane sulfonic acid (PFNS)	<1.9	<2.0	n/a	n/a	n/a		1.9/2.0	y
Perfluorodecane sulfonic acid (PFDS)	<1.9	<2.0	n/a	n/a	n/a		1.9/2.0	y
Perfluorododecane sulfonic acid (PFDoS)	<1.9	<2.0	n/a	n/a	n/a		1.9/2.0	y
Perfluorobutanoic acid (PFBA)	16	15	15.5	1	6.5	y	1.9/2.0	
Perfluoropentanoic acid (PFPeA)	19	18	18.5	1	5.4	y	1.9/2.0	
Perfluorohexanoic acid (PFHxA)	13	12	12.5	1	8.0	y	1.9/2.0	
Perfluoroheptanoic acid (PFHpA)	1.5	1.5	2	0	0.0	y	1.9/2.0	
Perfluorooctanoic acid (PFOA)	<1.9	<2.0	n/a	n/a	n/a		1.9/2.0	y
Perfluorononanoic acid (PFNA)	<1.9	<2.0	n/a	n/a	n/a		1.9/2.0	y
Perfluorodecanoic acid (PFDA)	<1.9	<2.0	n/a	n/a	n/a		1.9/2.0	y
Perfluoroundecanoic acid (PFUnDA)	<1.9	<2.0	n/a	n/a	n/a		1.9/2.0	y
Perfluorododecanoic acid (PFDOA)	<1.9	<2.0	n/a	n/a	n/a		1.9/2.0	y
Perfluorotridecanoic acid (PFTDA)	<1.9	<2.0	n/a	n/a	n/a		1.9/2.0	y
Perfluorotetradecanoic acid (PFTDA)	<1.9	<2.0	n/a	n/a	n/a		1.9/2.0	y
Perfluorooctane sulfonamide (PFOSAm)	<1.9	<2.0	n/a	n/a	n/a		1.9/2.0	y
N-Methylperfluorooctane sulfonamide (MeFOSA)	<1.9	<2.0	n/a	n/a	n/a		1.9/2.0	y
N-Ethylperfluorooctane sulfonamide (EtFOSAm)	<1.9	<2.0	n/a	n/a	n/a		1.9/2.0	y
N-Methylperfluorooctane sulfonamido ethanol (MeFOSE)	<1.9	<2.0	n/a	n/a	n/a		1.9/2.0	y

N-Ethylperfluorooctane sulfonamido ethanol (EtFOSE)	<1.9	<2.0	n/a	n/a	n/a	1.9/2.0	y
N-Methylperfluorooctane sulfonamido acetic acid (NMeFOSAA)	<1.9	<2.0	n/a	n/a	n/a	1.9/2.0	y
N-Ethylperfluorooctane sulfonamido acetic acid (NEtFOSAA)	<1.9	<2.0	n/a	n/a	n/a	1.9/2.0	y
1H, 1H, 2H, 2H-Perfluorohexanesulfonic acid (4:2 FTS)	<1.9	<2.0	n/a	n/a	n/a	1.9/2.0	y
1H, 1H, 2H, 2H-Perfluorooctanesulfonic acid (6:2 FTS)	<1.9	<2.0	n/a	n/a	n/a	1.9/2.0	y
1H, 1H, 2H, 2H-Perfluorodecanesulfonic acid (8:2 FTS)	<1.9	<2.0	n/a	n/a	n/a	1.9/2.0	y
4,4,5,5,6,6,6-Heptafluorohexanoic acid (3:3 FTCA)	<19	<20	n/a	n/a	n/a	19/20	y
2H,2H,3H,3H-Perfluorooctanoic acid (5:3 FTCA)	<19	<20	n/a	n/a	n/a	19/20	y
2H,2H,3H,3H-Perfluorodecanoic acid (7:3 FTCA)	<19	<20	n/a	n/a	n/a	19/20	y
Perfluoro(2-ethoxyethane) sulfonic acid (PFEEESA)	<1.9	<2.0	n/a	n/a	n/a	1.9/2.0	y
9-Chlorohexadecafluoro-3-oxanonane-1-sulfonic acid (9-Cl-PF30NS)	<1.9	<2.0	n/a	n/a	n/a	1.9/2.0	y
11-Chloroeicosafluoro-3-oxaundecane-1-sulfonic acid (11-Cl-PF30UdS)	<1.9	<2.0	n/a	n/a	n/a	1.9/2.0	y
Perfluoro-3-methoxypropanoic acid (PFMPA)	<1.9	<2.0	n/a	n/a	n/a	1.9/2.0	y
Perfluoro-4-methoxybutanoic acid (PFMBA)	<1.9	<2.0	n/a	n/a	n/a	1.9/2.0	y
Hexafluoropropyleneoxide dimer acid (HFPO-DA) (GenX)	<1.9	<2.0	n/a	n/a	n/a	1.9/2.0	y
Nonafluoro-3,6-dioxaheptanoic acid (NFDHA)	<1.9	<2.0	n/a	n/a	n/a	1.9/2.0	y
4,8-Dioxa-3H-perfluorononanoic acid (DONA)	<1.9	<2.0	n/a	n/a	n/a	1.9/2.0	y
Comments:	No additional flags other than laboratory qualifiers.						

Attachment D

Hazard Index Calculations

PFAS Hazard Index MCL Calculation Tool

Enter Site Information

Date:	Fourth Quarter 2025
Site Name:	Rocky Top Environmental LPL
Sample Name:	MW-1S

Data Input

PFAS Chemical	PFAS Concentration at Water Source ¹ (ppt or ng/L)	Composition Ratio of the PFAS Mixture (percent)	Health-Based Water Concentration (HBWC) (ppt or ng/L)	Hazard Index ² (HI) (Eq. 1)	Percent Contribution to the Hazard Index
HFPO-DA	0		10 a		
PFBS	0		2,000 b		
PFHxS	0		10 a		
PFNA	0		10 a		
Totals	0		---		

Notes:

a - HBWCs for PFHxS, PFNA, and HFPO-DA are also individually applied as MCLGs and MCLs.

b - EPA derived a HBWC of 2,000 ng/L for PFBS but did not establish an MCLG or MCL. Although PFBS is not regulated individually (i.e., with an individual MCL), it must be included in the hazard index MCL calculation for the PFAS mixture (i.e., sum of HQs for HFPO-DA, PFBS, PFHxS, and PFNA).

¹ This calculator applies to any current or potential future source of drinking water including groundwater and surface water sources. For the HI evaluation, each sample analyses should include results for all four PFAS chemicals (i.e., HFPO-DA, PFBS, PFHxS, and PFNA).

² It's recommended to consult with a toxicologist within Ecology's TCP Policy and Technical Support Unit for assistance in developing PFAS cleanup levels for mixtures that exceed an HI MCL of 1 (360-407-7170).

Acronyms

- HBWC = Health-Based Water Concentration.
- HI = Hazard index
- HQ = Hazard quotient
- MCL = Maximum contaminant level
- MCLG = Maximum contaminant level goal
- MDL = Method detection limit
- MTCA = Model Toxics Control Act
- NPDWR = National Primary Drinking Water Regulation
- ng/L = Nanogram per liter; same as ppt
- PFAS = per- and polyfluoroalkyl substances
- ppt = part per trillion; same as ng/L
- PQL = Practical quantitation limit

Remark:

Equation 1

$$\text{Hazard Index} = \left(\frac{PFHxS_{ppt}}{10 ppt} \right) + \left(\frac{PFNA_{ppt}}{10 ppt} \right) + \left(\frac{HFPO - DA_{ppt}}{10 ppt} \right) + \left(\frac{PFBS_{ppt}}{2,000 ppt} \right)$$

Note: Each individual fraction is called a Hazard Quotient or HQ.

PFAS Hazard Index MCL Calculation Tool

Enter Site Information

Date:	Fourth Quarter 2025
Site Name:	Rocky Top Environmental LPL
Sample Name:	MW-2S

Data Input

PFAS Chemical	PFAS Concentration at Water Source ¹ (ppt or ng/L)	Composition Ratio of the PFAS Mixture (percent)	Health-Based Water Concentration (HBWC) (ppt or ng/L)	Hazard Index ² (HI) (Eq. 1)	Percent Contribution to the Hazard Index
HFPO-DA	0		10 a		
PFBS	0		2,000 b		
PFHxS	0		10 a		
PFNA	0		10 a		
Totals	0		---		

Notes:

a - HBWCs for PFHxS, PFNA, and HFPO-DA are also individually applied as MCLGs and MCLs.

b - EPA derived a HBWC of 2,000 ng/L for PFBS but did not establish an MCLG or MCL. Although PFBS is not regulated individually (i.e., with an individual MCL), it must be included in the hazard index MCL calculation for the PFAS mixture (i.e., sum of HQs for HFPO-DA, PFBS, PFHxS, and PFNA).

¹ This calculator applies to any current or potential future source of drinking water including groundwater and surface water sources. For the HI evaluation, each sample analyses should include results for all four PFAS chemicals (i.e., HFPO-DA, PFBS, PFHxS, and PFNA).

² It's recommended to consult with a toxicologist within Ecology's TCP Policy and Technical Support Unit for assistance in developing PFAS cleanup levels for mixtures that exceed an HI MCL of 1 (360-407-7170).

Acronyms

- HBWC = Health-Based Water Concentration.
- HI = Hazard index
- HQ = Hazard quotient
- MCL = Maximum contaminant level
- MCLG = Maximum contaminant level goal
- MDL = Method detection limit
- MTCA = Model Toxics Control Act
- NPDWR = National Primary Drinking Water Regulation
- ng/L = Nanogram per liter; same as ppt
- PFAS = per- and polyfluoroalkyl substances
- ppt = part per trillion; same as ng/L
- PQL = Practical quantitation limit

Remark:

Equation 1

$$\text{Hazard Index} = \left(\frac{PFHxS_{ppt}}{10 ppt} \right) + \left(\frac{PFNA_{ppt}}{10 ppt} \right) + \left(\frac{HFPO - DA_{ppt}}{10 ppt} \right) + \left(\frac{PFBS_{ppt}}{2,000 ppt} \right)$$

Note: Each individual fraction is called a Hazard Quotient or HQ.

PFAS Hazard Index MCL Calculation Tool

Enter Site Information

Date:	Fourth Quarter 2025
Site Name:	Rocky Top Environmental LPL
Sample Name:	MW-3S

Data Input

PFAS Chemical	PFAS Concentration at Water Source ¹ (ppt or ng/L)	Composition Ratio of the PFAS Mixture (percent)	Health-Based Water Concentration (HBWC) (ppt or ng/L)	Hazard Index ² (HI) (Eq. 1)	Percent Contribution to the Hazard Index
HFPO-DA	0	0.0%	10 a	0.00E+00	0.0%
PFBS	10	62.2%	2,000 b	5.00E-03	0.8%
PFHxS	5.3	32.9%	10 a	5.30E-01	86.3%
PFNA	0.79	4.9%	10 a	7.90E-02	12.9%
Totals	16	100.0%	---	0.6	100.0%

Notes:

a - HBWCs for PFHxS, PFNA, and HFPO-DA are also individually applied as MCLGs and MCLs.

b - EPA derived a HBWC of 2,000 ng/L for PFBS but did not establish an MCLG or MCL. Although PFBS is not regulated individually (i.e., with an individual MCL), it must be included in the hazard index MCL calculation for the PFAS mixture (i.e., sum of HQs for HFPO-DA, PFBS, PFHxS, and PFNA).

¹ This calculator applies to any current or potential future source of drinking water including groundwater and surface water sources. For the HI evaluation, each sample analyses should include results for all four PFAS chemicals (i.e., HFPO-DA, PFBS, PFHxS, and PFNA).

² It's recommended to consult with a toxicologist within Ecology's TCP Policy and Technical Support Unit for assistance in developing PFAS cleanup levels for mixtures that exceed an HI MCL of 1 (360-407-7170).

Acronyms

- HBWC = Health-Based Water Concentration.
- HI = Hazard index
- HQ = Hazard quotient
- MCL = Maximum contaminant level
- MCLG = Maximum contaminant level goal
- MDL = Method detection limit
- MTCA = Model Toxics Control Act
- NPDWR = National Primary Drinking Water Regulation
- ng/L = Nanogram per liter; same as ppt
- PFAS = per- and polyfluoroalkyl substances
- ppt = part per trillion; same as ng/L
- PQL = Practical quantitation limit

Remark:

Equation 1

$$\text{Hazard Index} = \left(\frac{PFHxS_{ppt}}{10 ppt} \right) + \left(\frac{PFNA_{ppt}}{10 ppt} \right) + \left(\frac{HFPO - DA_{ppt}}{10 ppt} \right) + \left(\frac{PFBS_{ppt}}{2,000 ppt} \right)$$

Note: Each individual fraction is called a Hazard Quotient or HQ.

PFAS Hazard Index MCL Calculation Tool

Enter Site Information

Date:	Fourth Quarter 2025
Site Name:	Rocky Top Environmental LPL
Sample Name:	MW-4S

Data Input

PFAS Chemical	PFAS Concentration at Water Source ¹ (ppt or ng/L)	Composition Ratio of the PFAS Mixture (percent)	Health-Based Water Concentration (HBWC) (ppt or ng/L)	Hazard Index ² (HI) (Eq. 1)	Percent Contribution to the Hazard Index
HFPO-DA	0	0.0%	10 a	0.00E+00	0.0%
PFBS	5.0	83.9%	2,000 b	2.50E-03	2.5%
PFHxS	0.96	16.1%	10 a	9.60E-02	97.5%
PFNA	0	0.0%	10 a	0.00E+00	0.0%
Totals	6	100.0%	---	0.1	100.0%

Notes:

a - HBWCs for PFHxS, PFNA, and HFPO-DA are also individually applied as MCLGs and MCLs.

b - EPA derived a HBWC of 2,000 ng/L for PFBS but did not establish an MCLG or MCL. Although PFBS is not regulated individually (i.e., with an individual MCL), it must be included in the hazard index MCL calculation for the PFAS mixture (i.e., sum of HQs for HFPO-DA, PFBS, PFHxS, and PFNA).

¹ This calculator applies to any current or potential future source of drinking water including groundwater and surface water sources. For the HI evaluation, each sample analyses should include results for all four PFAS chemicals (i.e., HFPO-DA, PFBS, PFHxS, and PFNA).

² It's recommended to consult with a toxicologist within Ecology's TCP Policy and Technical Support Unit for assistance in developing PFAS cleanup levels for mixtures that exceed an HI MCL of 1 (360-407-7170).

Acronyms

- HBWC = Health-Based Water Concentration.
- HI = Hazard index
- HQ = Hazard quotient
- MCL = Maximum contaminant level
- MCLG = Maximum contaminant level goal
- MDL = Method detection limit
- MTCA = Model Toxics Control Act
- NPDWR = National Primary Drinking Water Regulation
- ng/L = Nanogram per liter; same as ppt
- PFAS = per- and polyfluoroalkyl substances
- ppt = part per trillion; same as ng/L
- PQL = Practical quantitation limit

Remark:

Equation 1

$$\text{Hazard Index} = \left(\frac{PFHxS_{ppt}}{10 ppt} \right) + \left(\frac{PFNA_{ppt}}{10 ppt} \right) + \left(\frac{HFPO - DA_{ppt}}{10 ppt} \right) + \left(\frac{PFBS_{ppt}}{2,000 ppt} \right)$$

Note: Each individual fraction is called a Hazard Quotient or HQ.

PFAS Hazard Index MCL Calculation Tool

Enter Site Information

Date:	Fourth Quarter 2025
Site Name:	Rocky Top Environmental LPL
Sample Name:	MW-5S

Data Input

PFAS Chemical	PFAS Concentration at Water Source ¹ (ppt or ng/L)	Composition Ratio of the PFAS Mixture (percent)	Health-Based Water Concentration (HBWC) (ppt or ng/L)	Hazard Index ² (HI) (Eq. 1)	Percent Contribution to the Hazard Index
HFPO-DA	0		10 a		
PFBS	0		2,000 b		
PFHxS	0		10 a		
PFNA	0		10 a		
Totals	0		---		

Notes:

a - HBWCs for PFHxS, PFNA, and HFPO-DA are also individually applied as MCLGs and MCLs.

b - EPA derived a HBWC of 2,000 ng/L for PFBS but did not establish an MCLG or MCL. Although PFBS is not regulated individually (i.e., with an individual MCL), it must be included in the hazard index MCL calculation for the PFAS mixture (i.e., sum of HQs for HFPO-DA, PFBS, PFHxS, and PFNA).

¹ This calculator applies to any current or potential future source of drinking water including groundwater and surface water sources. For the HI evaluation, each sample analyses should include results for all four PFAS chemicals (i.e., HFPO-DA, PFBS, PFHxS, and PFNA).

² It's recommended to consult with a toxicologist within Ecology's TCP Policy and Technical Support Unit for assistance in developing PFAS cleanup levels for mixtures that exceed an HI MCL of 1 (360-407-7170).

Acronyms

- HBWC = Health-Based Water Concentration.
- HI = Hazard index
- HQ = Hazard quotient
- MCL = Maximum contaminant level
- MCLG = Maximum contaminant level goal
- MDL = Method detection limit
- MTCA = Model Toxics Control Act
- NPDWR = National Primary Drinking Water Regulation
- ng/L = Nanogram per liter; same as ppt
- PFAS = per- and polyfluoroalkyl substances
- ppt = part per trillion; same as ng/L
- PQL = Practical quantitation limit

Remark:

Equation 1

$$\text{Hazard Index} = \left(\frac{PFHxS_{ppt}}{10 ppt} \right) + \left(\frac{PFNA_{ppt}}{10 ppt} \right) + \left(\frac{HFPO - DA_{ppt}}{10 ppt} \right) + \left(\frac{PFBS_{ppt}}{2,000 ppt} \right)$$

Note: Each individual fraction is called a Hazard Quotient or HQ.

PFAS Hazard Index MCL Calculation Tool

Enter Site Information

Date:	Fourth Quarter 2025
Site Name:	Rocky Top Environmental LPL
Sample Name:	MW-6S

Data Input

PFAS Chemical	PFAS Concentration at Water Source ¹ (ppt or ng/L)	Composition Ratio of the PFAS Mixture (percent)	Health-Based Water Concentration (HBWC) (ppt or ng/L)	Hazard Index ² (HI) (Eq. 1)	Percent Contribution to the Hazard Index
HFPO-DA	0	0.0%	10 a	0.00E+00	0.0%
PFBS	7.7	87.5%	2,000 b	3.85E-03	3.4%
PFHxS	1.1	12.5%	10 a	1.10E-01	96.6%
PFNA	0	0.0%	10 a	0.00E+00	0.0%
Totals	9	100.0%	---	0.1	100.0%

Notes:

a - HBWCs for PFHxS, PFNA, and HFPO-DA are also individually applied as MCLGs and MCLs.

b - EPA derived a HBWC of 2,000 ng/L for PFBS but did not establish an MCLG or MCL. Although PFBS is not regulated individually (i.e., with an individual MCL), it must be included in the hazard index MCL calculation for the PFAS mixture (i.e., sum of HQs for HFPO-DA, PFBS, PFHxS, and PFNA).

¹ This calculator applies to any current or potential future source of drinking water including groundwater and surface water sources. For the HI evaluation, each sample analyses should include results for all four PFAS chemicals (i.e., HFPO-DA, PFBS, PFHxS, and PFNA).

² It's recommended to consult with a toxicologist within Ecology's TCP Policy and Technical Support Unit for assistance in developing PFAS cleanup levels for mixtures that exceed an HI MCL of 1 (360-407-7170).

Acronyms

- HBWC = Health-Based Water Concentration.
- HI = Hazard index
- HQ = Hazard quotient
- MCL = Maximum contaminant level
- MCLG = Maximum contaminant level goal
- MDL = Method detection limit
- MTCA = Model Toxics Control Act
- NPDWR = National Primary Drinking Water Regulation
- ng/L = Nanogram per liter; same as ppt
- PFAS = per- and polyfluoroalkyl substances
- ppt = part per trillion; same as ng/L
- PQL = Practical quantitation limit

Remark:

Equation 1

$$\text{Hazard Index} = \left(\frac{PFHxS_{ppt}}{10 ppt} \right) + \left(\frac{PFNA_{ppt}}{10 ppt} \right) + \left(\frac{HFPO - DA_{ppt}}{10 ppt} \right) + \left(\frac{PFBS_{ppt}}{2,000 ppt} \right)$$

Note: Each individual fraction is called a Hazard Quotient or HQ.

PFAS Hazard Index MCL Calculation Tool

Enter Site Information

Date:	Fourth Quarter 2025
Site Name:	Rocky Top Environmental LPL
Sample Name:	MW-6S

Data Input

PFAS Chemical	PFAS Concentration at Water Source ¹ (ppt or ng/L)	Composition Ratio of the PFAS Mixture (percent)	Health-Based Water Concentration (HBWC) (ppt or ng/L)	Hazard Index ² (HI) (Eq. 1)	Percent Contribution to the Hazard Index
HFPO-DA	0		10 a		
PFBS	0		2,000 b		
PFHxS	0		10 a		
PFNA	0		10 a		
Totals	0		---		

Notes:

a - HBWCs for PFHxS, PFNA, and HFPO-DA are also individually applied as MCLGs and MCLs.

b - EPA derived a HBWC of 2,000 ng/L for PFBS but did not establish an MCLG or MCL. Although PFBS is not regulated individually (i.e., with an individual MCL), it must be included in the hazard index MCL calculation for the PFAS mixture (i.e., sum of HQs for HFPO-DA, PFBS, PFHxS, and PFNA).

¹ This calculator applies to any current or potential future source of drinking water including groundwater and surface water sources. For the HI evaluation, each sample analyses should include results for all four PFAS chemicals (i.e., HFPO-DA, PFBS, PFHxS, and PFNA).

² It's recommended to consult with a toxicologist within Ecology's TCP Policy and Technical Support Unit for assistance in developing PFAS cleanup levels for mixtures that exceed an HI MCL of 1 (360-407-7170).

Acronyms

- HBWC = Health-Based Water Concentration.
- HI = Hazard index
- HQ = Hazard quotient
- MCL = Maximum contaminant level
- MCLG = Maximum contaminant level goal
- MDL = Method detection limit
- MTCA = Model Toxics Control Act
- NPDWR = National Primary Drinking Water Regulation
- ng/L = Nanogram per liter; same as ppt
- PFAS = per- and polyfluoroalkyl substances
- ppt = part per trillion; same as ng/L
- PQL = Practical quantitation limit

Remark:

Equation 1

$$\text{Hazard Index} = \left(\frac{PFHxS_{ppt}}{10 ppt} \right) + \left(\frac{PFNA_{ppt}}{10 ppt} \right) + \left(\frac{HFPO - DA_{ppt}}{10 ppt} \right) + \left(\frac{PFBS_{ppt}}{2,000 ppt} \right)$$

Note: Each individual fraction is called a Hazard Quotient or HQ.