LANGAN

Technical Memorandum

520 Pike Street, Suite 985 Seattle, WA 98101 T: 206.674.7100. F: 206.674.7101

To: Joel Schrenk, Regional Vice President, NorthPoint Development, LLC
Joe Felton, Environmental Development Manager, NorthPoint Development, LLC

From: Jenny Cutright, Associate
Dorinda Shipman, LG, LHG, Principal

Info: Jeff Smith, Langan Engineering and Environmental Services, LLC

Date: 8 May 2026

Re: Spring 2026 Semi-Annual Groundwater Sampling Technical Memorandum
Hawks Prairie Building 1
3800 Marvin Road NE
Lacey, Washington
Langan Project No.: 791018401
Agreed Order Docket #19561

INTRODUCTION AND BACKGROUND

Langan Engineering and Environmental Services, LLC (Langan) presents this technical memorandum for the Spring 2026 groundwater monitoring for the Hawks Prairie Building 1 property located at 3800 Marvin Road NE in Lacey, Washington (site). A Site Location Map is provided as Figure 1. This sampling was performed in accordance with Agreed Order Docket #19561 dated 30 December 2020 under the Washington State Department of Ecology's Voluntary Cleanup Program (VCP). The previous *Fall 2025 Semi Annual Groundwater Sampling Technical Memorandum* is dated 14 November 2025 and was prepared by Langan. A Site Map is provided in Figure 2.

BACKGROUND

The site includes two buildings (Building 1 and Building 2) situated on five parcels and occupies approximately 130 acres. NP Hawks Prairie, LLC (NPHP) owns all parcels and Building 1 (Figure 2). Building 1 is approximately 1,286,540-square feet and is currently operating as a Home Depot Distribution Center. NPHP sold Building 2 in August 2022, but NPHP continues to manage the building. Building 2 is approximately 580,520-square feet and is currently operating as a Snow Joe Distribution Center. The site has a stormwater management system via underground injection control (UIC) to two stormwater ponds (Roof Pond and Pond D) and three infiltration galleries A, B, and C (Figure 2). This is collectively known as the "Stormwater System." NPHP sought Ecology's approval to use these ponds and infiltration galleries as UIC wells (UIC Site Number 34336) under Washington Administrative Code (WAC) 173-218.

SITE HISTORY

2019 Stormwater System

As part of a 2019 redevelopment, NPHP constructed two stormwater ponds and three infiltration galleries, known as Galleries A, B, and C, to manage stormwater runoff from the facility. Together, they make up the Stormwater System, shown in Figure 2. NPHP sought Ecology's approval to use these ponds and infiltration galleries as underground injection control (UIC) wells (UIC Site Number 34336) under Washington Administrative Code (WAC) 173-218.

On 31 July 2019, Ecology granted rule authorization of the Stormwater System underground injection based on the presumptive approach, which required that groundwater conditions be evaluated prior to infiltration. In addition, the City of Lacey required that nine existing groundwater monitoring wells (MW-1 through MW-9) be sampled once every six months pursuant to the City of Lacey 2016 Stormwater Design Manual dated 13 October 2016. This is in accordance with the Long-Term Groundwater Monitoring Plan completed by Terra Associates, Inc., dated 10 September 2019. The Long-Term Groundwater Monitoring Plan requires status re-evaluation after 20 consecutive rounds of testing to determine if there were any changes to groundwater quality with the operation of the Stormwater System.

2020 Groundwater Monitoring and Stormwater Authorization Modification

In two Technical Memorandums dated 7 February 2020 and 27 August 2020, Terra Associates, Inc. documented that halogenated volatile organic compounds (VOCs) were present in two groundwater monitoring wells (MW-4 and MW-5) at concentrations above the Model Toxics Control Act (MTCA) Groundwater Cleanup Levels. Ecology subsequently modified its Stormwater System UIC approval and only authorized use of Pond D and interim use of Gallery C for stormwater runoff on 24 September 2020 and 29 October 2020, respectively. Ecology issued conditional use of the Roof Pond on 6 November 2020 in response to flooding.

2020 Agreed Order

Ecology and NPHP entered into Agreed Order Docket #19561, dated 30 December 2020, to achieve compliance with WAC 173-218. This Agreed Order required quarterly sampling of eight wells (MW-4, MW-5, MW-101, MW-201, MW-202, MW-203, MW-207, and MW-301) for halogenated VOCs. The locations of these wells are shown in Figure 2.

2021 Groundwater Monitoring Modifications

Sampling requirements were modified in the summer of 2021 to include dedicated bladder pumps and quarterly low flow and purge sampling.

2024 Voluntary Cleanup Program Technical Assistance

On 22 March 2024, Terra Associates, Inc. submitted a quarterly groundwater monitoring report which indicated that TCE was only present in MW-4 and no other monitoring wells during the last four sampling events. Ecology responded in the *Response Letter* (Ecology, 2024b), dated 2

July 2024, and provided an opinion under the authority of the MTCA, Chapter 70A.305 RCW.2. The *Response Letter* addressed the ongoing monitoring program associated with stormwater management compliance separately from the site requirements associated with closure via the VCP. It confirmed that only wells MW-4 and MW-5 required ongoing monitoring as part of the Agreed Order compliance monitoring. The *Response Letter* also stated that this sampling could occur every six months rather than quarterly, concurrent with the City of Lacey sampling.

2024 to 2025 Semi-Annual Groundwater Monitoring

Since the issuance of the *Response Letter*, groundwater has been sampled three times. Sampling occurred in September 2024, March 2025, and September 2025 in accordance with City of Lacey and Ecology requirements. Results were consistent with previous sampling events. TCE concentrations in MW-5 declined below the laboratory reporting limit, and concentrations of TCE in MW-4 continued to decline overall, though still present above MCTA Cleanup Levels. Cis-1,2 DCE and vinyl chloride were also present in MW-4 above MTCA Cleanup Levels, which is a change from previous sampling events.

2025 Subsurface Investigation

During the second half of 2025, the *Workplan for Closure under the VCP* (Workplan) was submitted to and concurred by Ecology for next steps towards site closure within the VCP program. A subsurface investigation was conducted which included: sampling groundwater from a temporary well upgradient of MW-4 in the Qc formation, installing a permanent monitoring well (MW-10) downgradient of MW-5 in the Qva formation, and performing a Tier 2 vapor intrusion evaluation. Indoor air and soil vapor results indicated that the vapor intrusion pathway is incomplete at the site. No additional investigation of soil vapor or indoor air is planned or required.

MW-10 was installed to assess Qva formation groundwater beneath Building 1 and west of MW-5 and to assess the effect of upgradient Stormwater System Gallery A and B operation on Qva formation groundwater. MW-10 was installed at a terminal depth of approximately 137 feet bgs with a 10-foot screen interval at 127 to 137 feet bgs. The well was developed by periodically surging and pumping water from the well until approximately 16 well volumes were removed and water ran clear. A report for these 2025 subsurface investigation activities has not yet been published at the time of this memorandum.

2026 Monitoring Well Maintenance and Survey

In March 2026, prior to the March 2026 sampling event, Blaine Tech Services was contracted to perform maintenance task needs identified during previous site visits. In March 2026, Bush Roed & Hitchings, Inc. conducted a survey of MW-10 elevation and coordinates. Maintenance task and survey details are provided in Table 2.

GROUNDWATER MONITORING SUMMARY

Since January 2020, semi-annual sampling has been completed at the current groundwater monitoring well network (MW-1, MW-2, MW-3/MW-3A, MW-4, MW-5, MW-6, MW-7, MW-8, and MW-9) for VOCs, synthetic organic compounds (SOCs), and drinking water standard parameters. MW-10 was added to the groundwater monitoring sampling event in Spring 2026. MW-10 is associated with Ecology VCP requirements, not the Long-Term Groundwater Monitoring Plan with the City of Lacey.

Since detected above the MTCA Groundwater Cleanup Level in 2020, TCE concentrations in MW-5 declined to below MTCA Cleanup Level in November 2024 and has since declined to below the laboratory reporting limit. TCE concentrations in MW-4 have continued to decline overall, though remain above the MCTA Groundwater Cleanup Level. The Qc Formation, where MW-4 is screened, is separated from the Qva Formation by the Qf regional confining unit (Kitsap Formation).

The most recent technical memorandum prepared by Langan presents groundwater monitoring results for the *Fall 2025 Semi Annual Groundwater Sampling Technical Memorandum* dated 15 November 2025. Prior groundwater monitoring results have been provided in separate technical memorandums prepared by Terra Associates, Inc (Attachment C).

MONITORING WELL CONSTRUCTION

Monitoring well locations are shown in Figure 2 and the wells were constructed in three hydrostratigraphic zones as illustrated in the Hydrogeologic Conceptual Site Model shown in Figure A-1 in Attachment A. These zones and associated monitoring wells include the following:

- Vashon Advance Outwash Aquifer (Qva) which extends from the ground surface to approximately 170 feet below ground surface (bgs) at the site: MW-3A, MW-5, MW-7, MW-8, and MW-10. The UIC wells discharge to this aquifer.
- Kitsap Formation (Qf), a regional confining unit exists between the Qva and Qc formations.
- Pre-Vashon Coarse Deposits (Qc) which extends from approximately 250 feet bgs to 350 feet bgs at the site: MW-2, MW-4, MW-6, and MW-9.
- Tertiary Unconsolidated and Undifferentiated Sediments (Qt) formation which underlies the Qc formation: MW-1.

Table 1 provides the static water level measurements since 2020 and Table 2 outlines the monitoring well construction details and monitoring well maintenance performed.

SAMPLING OBJECTIVE AND SUMMARY

The objective of this groundwater monitoring event was to perform the semi-annual sampling required by the City of Lacey and Ecology and sample MW-10 for VCP compliance. MW-1 through MW-10 were sampled by Langan personnel from 9 through 12 March 2026. Sampling was performed in accordance with the Long-Term Monitoring Plan and Ecology low-flow sampling procedures[1].

Groundwater Level Measurements

On 9 March 2026, monitoring wells MW-1 through MW-10 were opened and a photoionization detector (PID) reading was collected of the well head. The well was allowed to equilibrate for at least 30 minutes. Prior to sampling, an initial depth to water measurement was obtained.

Groundwater Sampling

Monitoring wells were purged at a low flow rate until water quality parameters met stabilization criteria over three successive measurements. Water quality parameters readings were taken three minutes apart and included the following parameters and stabilization criteria:

- temperature (3%),
- conductivity (3%),
- pH (±0.1 unit),
- oxidation reduction potential (ORP) (± 10 millivolts [mV]),
- dissolved oxygen (DO) (10% for values greater than 0.5 milligrams per liter [mg/L] or three consecutive readings below 0.5 mg/L), and
- turbidity (10% for values greater than 5 Nephelometric Turbidity Unit [NTU] or three consecutive readings below 5 NTU).

These field parameters are listed on Table 3 along with the monitoring well purge rate, total purge volume, and final groundwater level drawdown.

The groundwater samples were collected using laboratory supplied bottle ware. They were then labeled, placed on ice, and submitted under chain-of-custody protocols to OnSite Environmental Inc. (OnSite). OnSite is an Ecology accredited environmental analytical laboratory that conducted the VOC analyses and subcontracted the drinking water standard analyses to Am Test, Inc. and the SOCs analyses to Anatek Labs, Inc. The groundwater samples were submitted for the following analyses:

[1] Ecology, Standard Operating Procedure EAP078, Version 2.3, Collecting Groundwater Samples for Volatiles and Other Organic Compounds from Monitoring Wells. April 2024.

- MW-1 through MW-10:
    - VOCs by Environmental Protection Agency (EPA) Method 8260D and Vinyl Chloride SIM

- MW-1 through MW-9:
    - Drinking Water Standards:
        - Phase II/V Inorganic Contaminants (IOCs),
    - SOCs:
    - Endothall by EPA Method 548.1,
    - Diquat by EPA Method 549.2,
    - Carbamate by EPA Method 531.2,
    - EDB/DBCP by EPA Method 504,
    - Pesticides by EPA Method 505/525,
    - Herbicides by EPA Method 515.3, and
    - Glyphosate by EPA Method 547.

Analytical laboratory reports are provided in Attachment B. As presented in Tables 4 through 6, results were compared to the federal drinking water standards and the most stringent of the following MTCA Groundwater Cleanup Levels[2]:

- Groundwater Method A Cleanup Level,
- Groundwater Method B Cancer Cleanup Level, and
- Groundwater Method B Noncancer Cleanup Level.

FINDINGS

Groundwater Elevation

Historical groundwater elevation measurements have generally shown that the groundwater flow direction in the upper aquifer (Qva) is from the north/northeast to the south/southwest and the groundwater flow direction in the lower aquifer (Qc) is from the west/southwest to the

[2] The most stringent of the Groundwater Method A, Groundwater Method B Cancer, and Groundwater Method B Noncancer Cleanup Levels is hereafter referred to as the MTCA Groundwater Cleanup Level.

east/northeast. The Spring 2026 groundwater flow directions were similar to historical findings, as outlined below.

Groundwater elevation measurements for March 2026 are presented in Table 1. Groundwater contour maps for the Qc formation and the Qva formation are presented in Figure 3 and Figure 4, respectively. The Spring 2026 groundwater elevation data is summarized below:

Groundwater Elevation Date:	9 March 2026	
Geologic Formation:	Qva (upper formation)	Qc (lower formation)
Groundwater Monitoring Wells Measured:	MW-3A, MW-5, MW-7, MW-8, and MW-10	MW-2, MW-4, MW-6, and MW-9
Depth to Groundwater Range: (feet bgs)	98.90 to 121.91	187.05 to 215.10
Groundwater Elevation Range: (feet above NAVD 88)	152.74 to 157.06	44.51 to 67.77
Inferred Groundwater Flow Direction:	Northeast to southwest	West to east

Notes:
NAVD 88 = North American Vertical Datum of 1988
bgs = below ground surface

Volatile Organic Compounds (VOCs)

Historical groundwater analytical data for VOCs prior to Spring 2025 is summarized in data tables provided in Attachment C. Spring 2025 to Spring 2026 results are shown in Table 4. Results for monitoring wells with historical and/or current VOC detections are summarized below.

In MW-5, located in the upper Qva formation where the UIC wells discharge to, the following trends are observed:

- Trichloroethylene (TCE) has declined from 43 ug/L in January 2020 to concentrations below MTCA Groundwater Cleanup Levels since November 2024. TCE has not been detected above laboratory reporting limits for four consecutive sampling events.

- Breakdown compounds of TCE, such as cis 1,2-dichloroethene and vinyl chloride, have not been detected above MTCA Groundwater Cleanup Levels or the federal drinking water standards in MW-5 groundwater samples.

In MW-4, located in the lower Qc formation, the following trends are observed:

- TCE concentrations were at their highest in October 2021 (280 ug/L). Since then, they have generally decreased steadily with seasonal fluctuation (see Table 4 and Attachment C). TCE was detected in March 2025 at 64 ug/L, in September 2025 at 21 ug/L, and in March 2026 at 28 ug/L. Concentrations of TCE remain above the MTCA Groundwater Cleanup Level and federal drinking water standard.

- Vinyl chloride was first detected above the MTCA Groundwater Cleanup Level in September 2021 and has fluctuated seasonally. Vinyl chloride was detected in March 2025 at 0.33 ug/L, in September 2025 at 0.16 ug/L, and in March 2026 at 0.26 ug/L. Concentrations of vinyl chloride remain above the MTCA Groundwater Cleanup Level (0.029 ug/L) but below the federal drinking water standard. Vinyl chloride concentrations are not increasing aside from seasonal fluctuations, and it has not been detected in other monitoring wells.

- Cis-1,2-dichloroethene (cis-1,2-DCE), a TCE breakdown compound, was first detected above the laboratory reporting limit in September 2021 and first detected above the MTCA Groundwater Cleanup Level (16 ug/L) in March 2025 at 17 ug/L. Subsequent sampling events had detections below the MTCA Groundwater Cleanup Level with results from September 2025 at 7.4 ug/L and March 2026 at 13 ug/L.

No other wells sampled during the current or prior sampling events have had detectable levels of TCE or other chlorinated VOCs.

In MW-9, located in the lower Qc formation, the following trends are observed:

- O-xylene was detected at 0.21 ug/L in March 2026 with a laboratory detection limit of 0.20 ug/L. There have not been historical detections of o-xylene above laboratory detection limits. The concentration is well below the MTCA Groundwater Cleanup Level for o-xylene of 1,600 ug/L.

Drinking Water Standards

Historical groundwater analytical data through 2024 is summarized in the data tables in Attachment C. The March 2026 sampling results for drinking water standards parameters are shown in Table 5. Iron and manganese have historically exceeded drinking water standards in both the Qva formation and Qc formation. During March 2025, iron was detected above both the MTCA Groundwater Cleanup Level and the National Secondary Drinking Water Regulation (NSDWR). The drinking water standards for these water quality compounds are based on aesthetic attributes and water quality data for nearby off-site test wells that have also indicated iron and manganese above the drinking water standards.

In September 2025, MW-8 had an antimony detection at 11.11 ug/L, which exceeds the MTCA Groundwater Cleanup Level and federal drinking water standards. This was the first detection of antimony above the MTCA Groundwater Cleanup Level (6.4 ug/L) at the site. In March 2026, MW-8 had an antimony detection of 0.932 ug/L, which is below MTCA Groundwater Cleanup Levels. The September 2025 detection appears to be an anomaly.

Nitrate and nitrite were analyzed outside of method specified holding times for MW-4, MW-5, and MW-8 due to weather-related delays that prevented sample delivery to the analytical laboratory in sufficient time. The laboratory stated that the 48-hour holding time is because nitrite begins to convert to nitrate. The total nitrate+nitrite value will be the same within or outside

holding time; though nitrite results could possibly have lower concentrations when analysis is conducted outside of holding time.

Synthetic Organic Compounds (SOCs)

Historical groundwater analytical data for SOCs is summarized in the data tables in Attachment C. Table 6 summarizes the March 2026 groundwater sample analytical results for SOCs.

The Fall 2024 Semi-Annual Sampling Technical Memorandum[3] summarized historical SOC detections.

During the Spring 2026 sampling event, SOCs were not detected at concentrations above the MTCA Groundwater Cleanup Levels or the federal drinking water standards. Previous monitoring has indicated that SOCs have been detected sporadically at low concentrations below the MTCA Groundwater Cleanup Levels, if present.

Various SOCs were analyzed outside of method specified holding times for MW-3A due to weather-related delays that prevented sample delivery to the analytical laboratory in sufficient time. The laboratory stated that analysis was conducted approximately one-half day outside of holding times for the select SOCs and this would normally return fairly consistent data to analysis conducted within holding times.

INFILTRATION SYSTEM OPERATION

Based on the data collected to date, there is no indication that the use of the Stormwater System is impairing the groundwater quality beneath the site.

FUTURE MONITORING AND GROUNDWATER SAMPLING

The next semi-annual groundwater sampling is anticipated for September 2026.

Dorinda Shipman, LG LHG
Principal



Jen Cutright
Associate

[3] Fall 2024 Semi Annual Sampling Technical Memorandum completed by Terra Associates, Inc. and dated 16 December 2024.

Attachments

Figure 1	Site Location Map
Figure 2	Site Map
Figure 3	Groundwater Elevation Contour Map in the Qc Formation – March 9, 2026
Figure 4	Groundwater Elevation Contour Map in the Qva Formation – March 9, 2026
Table 1	Static Water Level Summary
Table 2	Monitoring Well Construction Details
Table 3	Field Parameters
Table 4	Groundwater Sample Analytical Results – Volatile Organic Compounds (VOCs)
Table 5	Groundwater Sample Analytical Results – Drinking Water Standards
Table 6	Groundwater Sample Analytical Results – Synthetic Organic Compounds (SOCs)
Attachment A	Hydrogeological Conceptual Site Model
Attachment B	Laboratory Analytical Reports
Attachment C	Historical Groundwater Data Tables

FIGURES

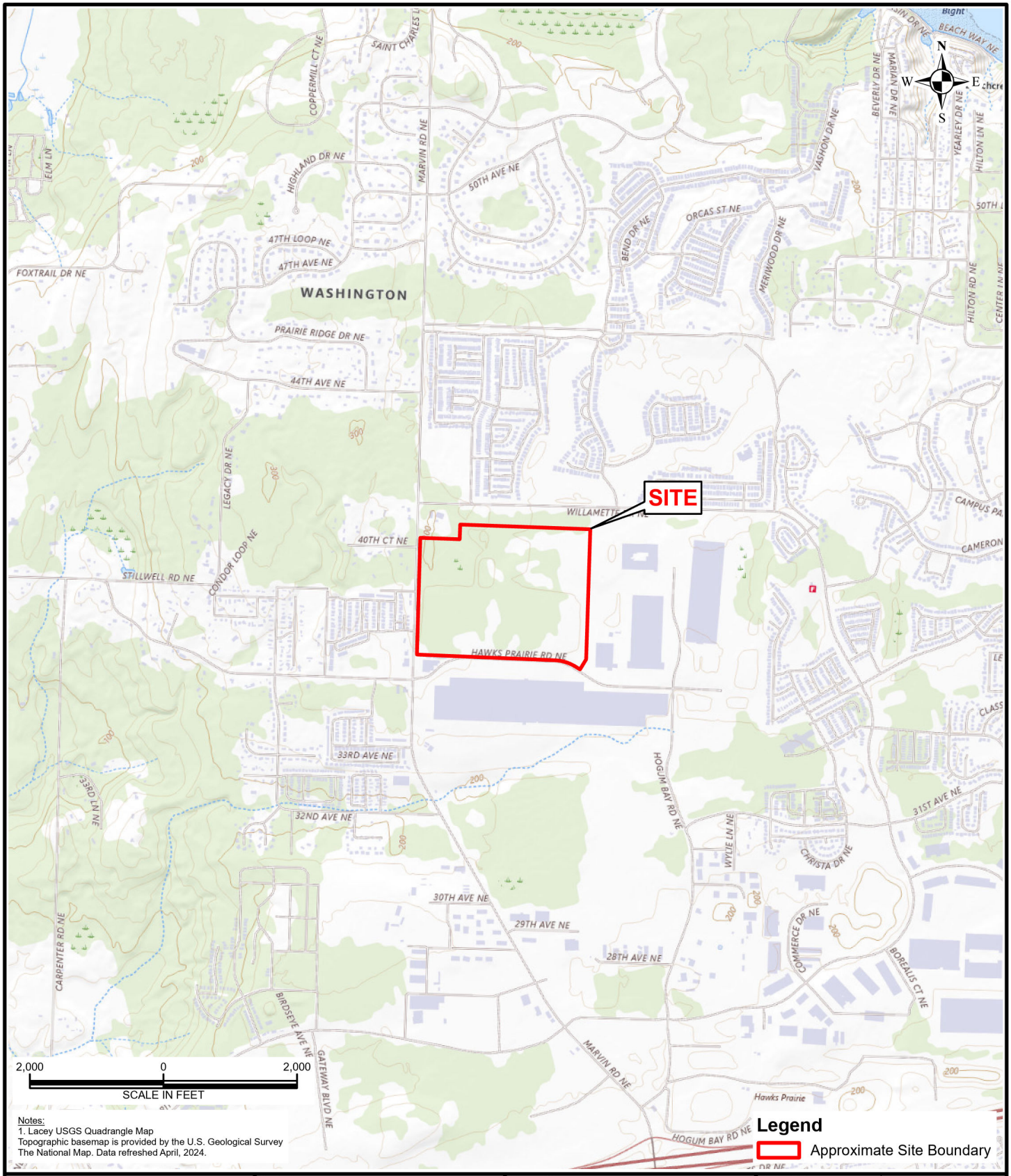

LANGAN

Langan Engineering and
Environmental Services, LLC

520 Pike Street, Suite 985
Seattle, WA 98101

T: 206.674.7100 F: 206.674.7101
www.langan.com

Project

HAWKS PRAIRIE BUILDING 1

LACEY

THURSTON COUNTY WASHINGTON

Figure Title

SITE LOCATION MAP

Project No. 791018401	Figure 1
Date 4/24/2025	
Scale 1"=2,000'	
Drawn By GS	

© 2025 Langan

Path: \\langan.com\data\SEA\data4\791018401\Project Data\ArcGIS\APRX\791018401.aprx

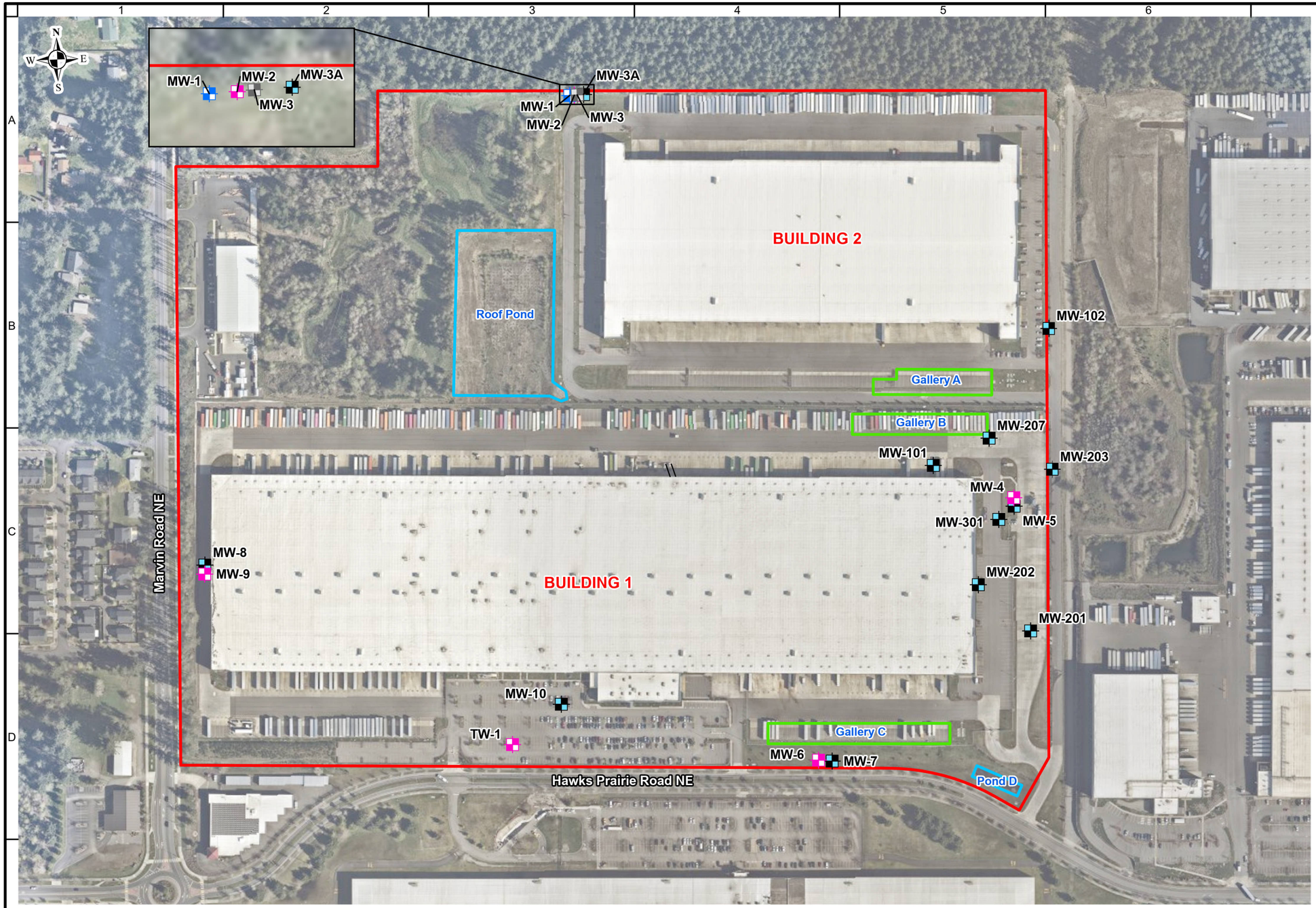

Legend

- Site Boundary
- Gallery
- Pond
- Monitoring Well Location screened in Qva Formation
- Monitoring Well Location screened in Qc Formation
- Monitoring Well Location screened in Qt Formation
- Decommissioned Monitoring Well

Notes:
1. Aerial imagery provided through Langan's subscription to NearMap.com, flown 4/13/2025.

300 0 300
SCALE IN FEET

LANGAN
Langan Engineering and Environmental Services, LLC
520 Pike Street, Suite 985
Seattle, WA 98101
T: 206.674.7100 F: 206.674.7101 www.langan.com

Project
HAWKS PRAIRIE BUILDING 1
LACEY
THURSTON COUNTY WASHINGTON

Figure Title
SITE MAP

Project No.	Figure No.
791018401	2
Date: 4/14/2026	
Scale: 1" = 300'	
Drawn By: GS	

© 2026 Langan

Path: \\langan.com\data\SEA\data4\791018401\Project Data\ArcGIS\APRX\791018401.aprx Date: 4/14/2026 User: Gsajbel Time: 9:39 AM

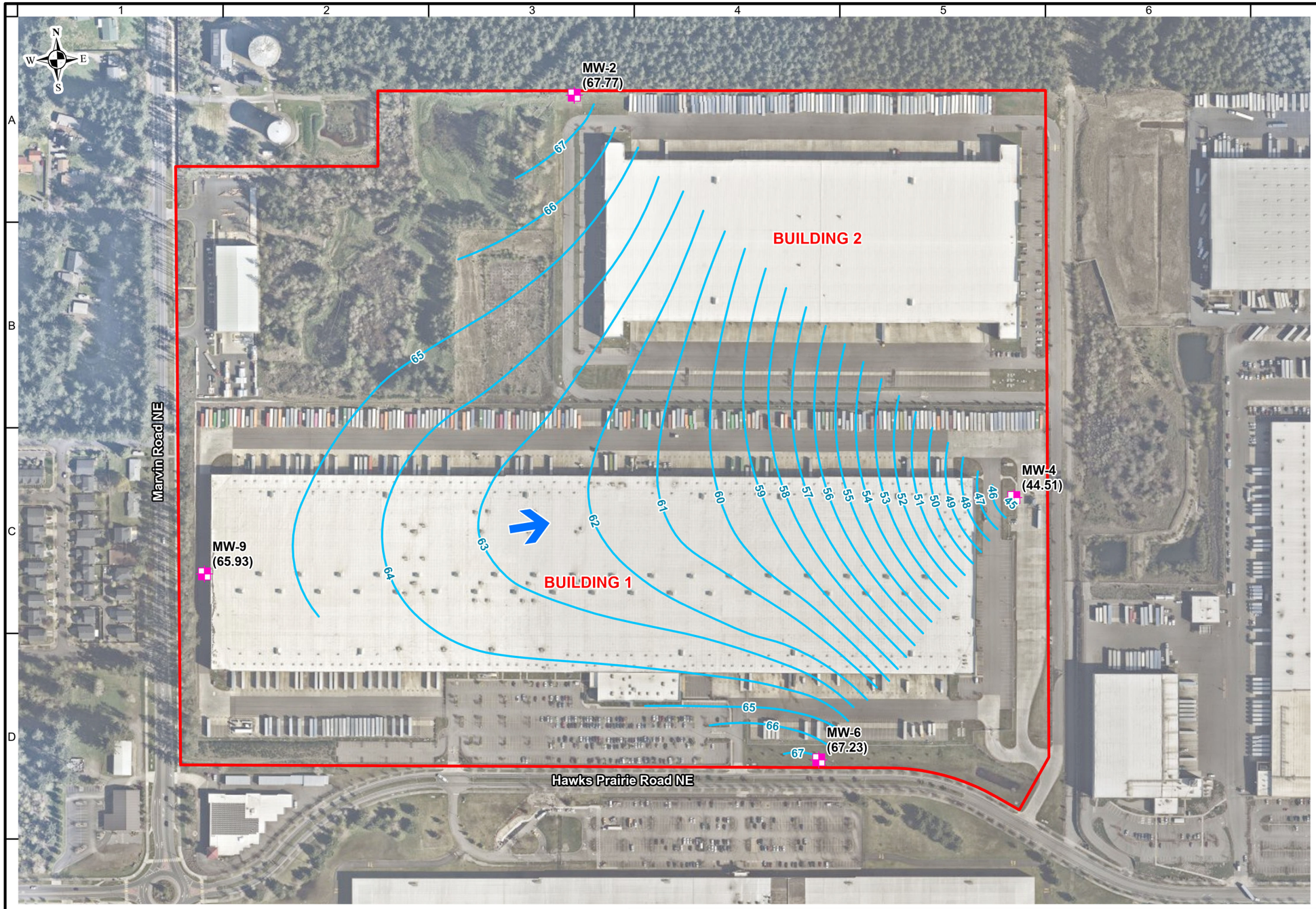

Legend

- Site Boundary
- Groundwater Elevation Contour (feet)
- Inferred Groundwater Flow Direction
- Monitoring Well Location screened in Qc Formation
- (44.51) Groundwater Elevation (feet)

Notes:
1. Aerial imagery provided through Langan's subscription to NearMap.com, flown 4/13/2025.
2. Elevation vertical control is based on North American Vertical Datum of 1988 (NAVD88).

300 0 300
SCALE IN FEET

LANGAN
Langan Engineering and Environmental Services, LLC
520 Pike Street, Suite 985
Seattle, WA 98101
T: 206.674.7100 F: 206.674.7101 www.langan.com

Project
HAWKS PRAIRIE BUILDING 1
LACEY
THURSTON COUNTY WASHINGTON

Figure Title
GROUNDWATER CONTOUR MAP IN THE Qc FORMATION - MARCH 9, 2026

Project No.	791018401
Date	4/24/2026
Scale	1"=300'
Drawn By	GS

Figure No. 3

© 2026 Langan

Path: \\langan.com\data\SEA\data4\791018401\Project Data\ArcGIS\APRX\791018401.aprx Date: 4/24/2026 User: Gsajbel Time: 9:05 AM

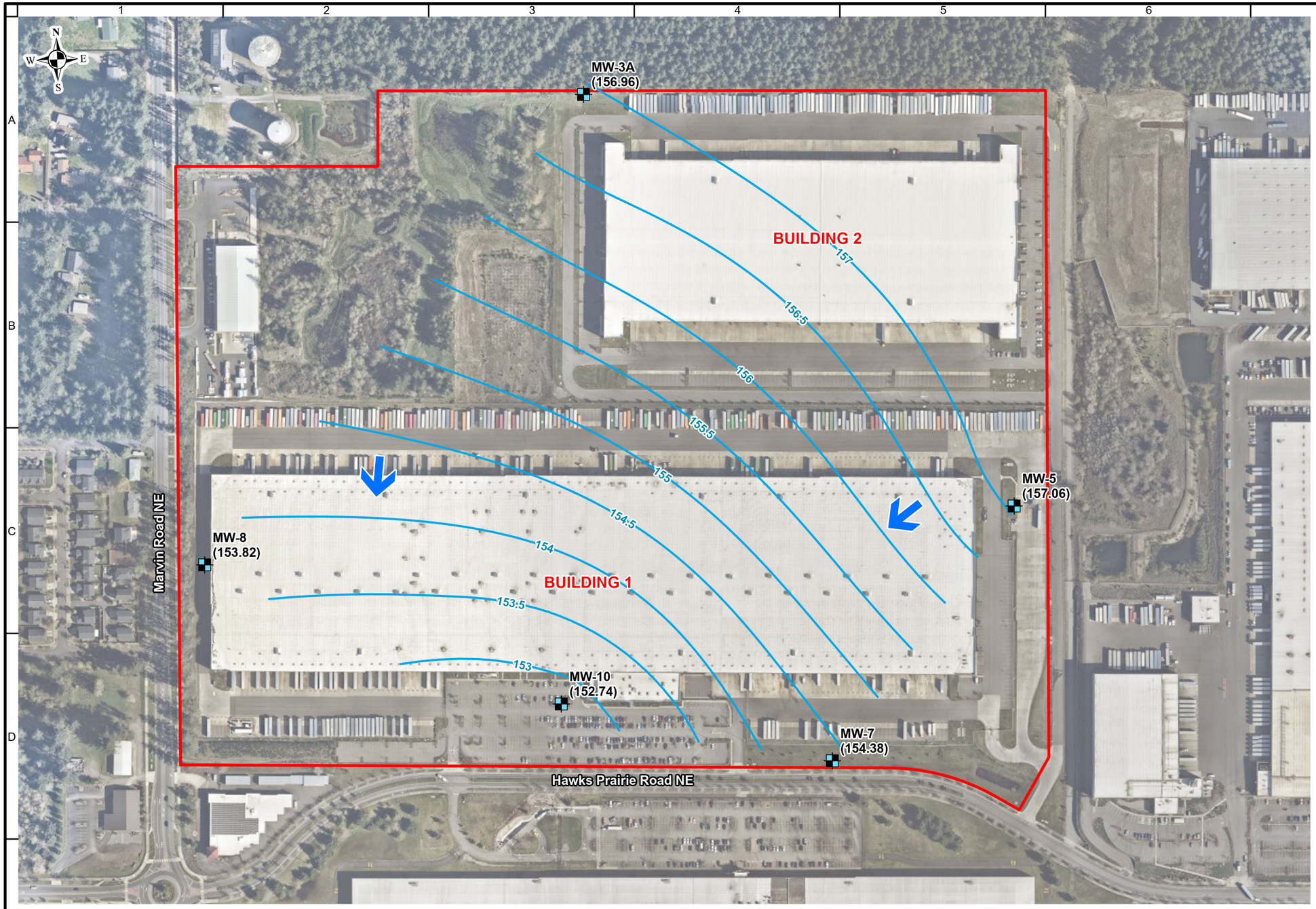

Legend

- Site Boundary
- Groundwater Elevation Contour (feet)
- Inferred Groundwater Flow Direction
- Monitoring Well Location screened in Qva Formation
- (157.06) Groundwater Elevation (feet)

Notes:
1. Aerial imagery provided through Langan's subscription to NearMap.com, flown 4/13/2025.
2. Elevation vertical control is based on North American Vertical Datum of 1988 (NAVD88).

300 0 300
SCALE IN FEET

LANGAN
Langan Engineering and Environmental Services, LLC
520 Pike Street, Suite 985
Seattle, WA 98101
T: 206.674.7100 F: 206.674.7101 www.langan.com

Project
HAWKS PRAIRIE BUILDING 1
LACEY
THURSTON COUNTY WASHINGTON

Figure Title
GROUNDWATER CONTOUR MAP IN THE Qva FORMATION - MARCH 9, 2026

Project No.	791018401
Date	4/24/2026
Scale	1"=300'
Drawn By	GS

Figure No. 4

© 2026 Langan

Path: \\langan.com\data\SEA\data4\791018401\Project Data\ArcGIS\APRX\791018401.aprx Date: 4/24/2026 User: Gsajbel Time: 9:09 AM

TABLES

Table 1
Static Water Level Summary
Hawks Prairie Building 1
Lacey, WA
Langan Project No. 791018401

Well	Top of Casing Elevation	Well Stickup	Screened Interval Depth (ft bgs)	Screened Interval Elevation	Aquifer Screened In	1/17/2020		2/4/2020		6/20/2020		7/3/2020		9/15/2020		10/12/2020		11/2/2020		12/14/2020		12/29/2020		3/4/2021		5/27/2021		9/23/2021		10/14/2021		12/14/2021		1/5/2022	
						Depth	Elevation	Depth	Elevation	Depth	Elevation	Depth	Elevation	Depth	Elevation	Depth	Elevation	Depth	Elevation	Depth	Elevation	Depth	Elevation	Depth	Elevation	Depth	Elevation	Depth	Elevation	Depth	Elevation	Depth	Elevation	Depth	Elevation
MW-1	272.19	--	470 to 475	-198 to -203	Qt	248.89	23.3	251.99	20.2	NM	NM	274.1	-1.91	NM	NM	238.22	33.97	238.13	34.06	239.15	33.04	239.01	33.18	257.65	14.54	257.65	14.54	274.34	-5.06	NM	NM	256.62	12.66	251.08	18.2
MW-2	272.34	--	265 to 275	7 to -3	Qc	208.19	64.15	207.08	65.26	NM	NM	207.2	65.14	NM	NM	209.69	62.65	209.55	62.79	209.55	62.79	209.37	62.97	204.36	67.98	202.98	69.36	210.07	59.46	NM	NM	207.42	62.11	204.92	64.61
MW-3A	271.36	0.4	140 to 150	131 to 121	Qva	NM	NM	NM	NM	111	160.36	114.33	156.63	NM	NM	111.54	159.42	116.44	154.52	117.55	153.41	117.59	153.37	113.7	157.26	113.17	157.79	114.18	156.78	NM	NM	115.77	155.19	113.8	157.16
MW-4	259.61	--	301 to 311	-41 to -51	Qc	232.6	27.01	216.24	43.37	NM	NM	216.41	43.2	217.45	42.16	218.32	41.29	218.20	41.41	218.41	41.20	218.6	41.01	214.06	45.55	214.84	44.77	103.06	154.78	103.33	154.51	215.39	42.88	213.59	44.68
MW-5	259.46	--	125 to 135	134 to 124	Qva	106.64	152.82	105.52	153.94	NM	NM	103.98	155.48	105.26	154.2	106.59	149.47	106.53	152.93	106.48	152.98	106.38	153.08	102	157.46	101.62	157.84	103.06	154.78	103.24	154.60	103.88	153.96	101.36	156.48
MW-6	254.28	--	245 to 255	9 to -1	Qc	188.64	65.64	187.5	66.78	NM	NM	187.52	66.76	NM	NM	190.61	63.67	190.89	63.39	190.43	63.85	190.27	64.01	184.93	69.35	182.88	71.4	187.6	65.73	NM	NM	186.01	67.32	183.42	69.91
MW-7	253.28	--	115 to 125	138 to 128	Qva	102.3	150.98	101.58	151.7	NM	NM	99.82	153.46	101.03	152.25	102.05	151.23	102.14	151.14	101.99	151.29	102.08	151.20	99.09	154.19	98.52	154.76	99.22	152.95	NM	NM	100.17	152	98.27	153.9
MW-8	275.73	--	130 to 140	146 to 136	Qva	NM	NM	123.83	151.9	NM	NM	122.45	153.28	NM	NM	123.79	151.94	123.77	151.96	123.8	151.93	124.12	151.61	121.96	153.77	121.22	154.51	121.44	154.13	NM	NM	122.65	152.92	121.54	154.03
MW-9	275.65	--	264 to 274	12 to 2	Qc	NM	NM	209.61	66.04	NM	NM	208.62	67.03	NM	NM	212.58	63.11	212.70	62.95	212.5	63.15	212.39	63.26	207.46	68.19	205.89	69.76	210.32	65.07	NM	NM	209.9	65.49	207.08	68.31
MW-10	267.24	--	137 to 127	140 to 130	Qva	--	--	--	--	--	--	--	--	--	--	--	--	--	--	--	--	--	--	--	--	--	--	--	--	--	--	--	--	--	--

Notes:
Depth and Elevation Units in feet
ft bgs - Feet below ground surface
-- - Not Applicable
NM - Not Measured
Qt - Tertiary Unconsolidated and Undifferentiated Sediments
Qc - Pre-Vashon Coarse Deposits
Qva - Vashon Advanced Outwash Aquifer
Elevation vertical control is based on North American Vertical Datum of 1988 (NAVD88)
Top of Casing Elevation, well stickup, screened interval depth, and historical water level measurements 1/17/2020 through 10/17/2024 from the Fall 2024 Semi Annual Sampling Technical Memorandum dated 16 December 2024 completed by Terra Associates, Inc.

Table 1
Static Water Level Summary
Hawks Prairie Building 1
Lacey, WA
Langan Project No. 791018401

Well	Top of Casing Elevation	Well Stickup	1/31/2022		3/23/2022		6/28/2022		10/6/2022		2/3/2023		3/28/2023		4/20/2023		8/1/2023		11/1/2023		2/8/2024		3/5/2024		6/5/2024		10/17/2024		3/24/2025		9/8/25 - 9/9/25		3/9/2026	
			Depth	Elevation	Depth	Elevation	Depth	Elevation	Depth	Elevation	Depth	Elevation	Depth	Elevation	Depth	Elevation	Depth	Elevation	Depth	Elevation	Depth	Elevation	Depth	Elevation	Depth	Elevation	Depth	Elevation	Depth	Elevation	Depth	Elevation	Depth	Elevation
MW-1	272.19	--	245.67	23.61	235.47	33.81	264.5	4.78	NM	NM	242.3	26.98	250.38	18.9	242.03	27.25	265.23	4.05	263.3	5.98	257.01	12.27	202.85	66.43	NM	NM	267.64	1.64	249.62	22.57	277.85	-5.66	244.65	27.54
MW-2	272.34	--	199.21	70.32	196.1	73.43	194.03	75.5	199.03	70.5	198.91	70.62	119.13	70.4	198.91	70.62	203.44	66.09	205.5	64.03	201.94	67.59	114.8	154.73	202.3	67.23	206.00	63.53	203.81	68.53	207.53	64.81	204.57	67.77
MW-3A	271.36	0.4	111.92	159.04	109.95	161.01	109.62	161.34	111.68	159.28	112.31	158.65	112.64	158.32	112.31	158.65	113.49	157.47	115.6	155.36	114.2	156.76	NM	NM	113.1	157.86	115.07	155.89	115.35	156.01	115.73	155.63	114.40	156.96
MW-4	259.61	--	210.62	47.65	208.19	50.08	206.98	51.29	212.5	45.77	210.29	47.98	210.66	47.61	210.29	47.98	215.63	42.64	216.35	41.92	212.73	45.54	NM	NM	212.81	45.46	216.01	42.26	214.49	45.12	218.50	41.11	215.10	44.51
MW-5	259.46	--	99.23	158.61	98.07	159.77	98.54	159.3	101.06	156.78	101.02	156.82	101.21	156.63	101.02	156.82	102.45	155.39	103.69	154.15	102.65	155.19	NM	NM	101.54	156.30	103.94	153.90	103.00	156.46	104.34	155.12	102.40	157.06
MW-6	254.28	--	181.16	72.17	178.09	75.24	175.82	77.51	178.8	74.53	180.92	72.41	181.37	71.96	180.92	72.41	185.68	67.65	118.4	64.93	184.05	69.28	185.1	68.23	183.44	69.89	187.84	65.49	186.10	68.18	190.08	64.20	187.05	67.23
MW-7	253.28	--	96.42	155.75	95.18	156.99	95.39	156.78	97.58	154.59	97.61	154.56	97.63	154.54	97.61	154.56	98.81	153.36	99.91	152.26	98	154.17	99.02	153.15	98.06	154.11	100.08	152.09	99.50	153.78	100.28	153.00	98.90	154.38
MW-8	275.73	--	120.05	155.52	119.2	156.37	117.69	157.88	119.34	156.23	119.99	155.58	120.15	155.42	119.99	155.58	121.15	154.42	122.23	153.34	121.2	154.37	122	153.57	120.65	154.92	122.33	153.24	122.44	153.29	122.69	153.04	121.91	153.82
MW-9	275.65	--	203.95	71.44	200.81	74.58	199.56	75.83	205.12	70.27	203.59	71.80	204.01	71.38	203.59	71.8	208.33	67.06	211.1	64.29	206.87	68.52	207.6	67.79	205.96	69.43	211.44	63.95	208.80	66.85	212.79	62.86	209.72	65.93
MW-10	267.24	--	--	--	--	--	--	--	--	--	--	--	--	--	--	--	--	--	--	--	--	--	--	--	--	--	--	--	--	--	--	--	114.50	152.74

Notes:
Depth and Elevation Units in feet
ft bgs - Feet below ground surface
-- - Not Applicable
NM - Not Measured
Qt - Tertiary Unconsolidated and Undifferentiated Sedimer
Qc - Pre-Vashon Coarse Deposits
Qva - Vashon Advanced Outwash Aquifer
Elevation vertical control is based on North American Verti
Top of Casing Elevation, well stickup, screened interval de

Table 2
Monitoring Well Construction Details
Hawks Prairie Building 1
Lacey, WA
Langan Project No. 791018401

Well	Well Depth (feet bgs)	Initial Date of Completion	Date of Modification	Latitude	Longitude	Initial Well Construction Details	Modified/Current Well Construction Details
MW-1	477	11/21/2019	7/26/2021	47.0894727	-122.7759223	- Hole cased to 340 feet with 8 inch steel casing - Telescoped down to 477 feet with 6 inch steel casing - 5 inch diameter with 0.010 stainless steel slot screen from 471 to 476 feet - 10SQE 07-200 pump installed at 463 to 465 feet	- 2 inch casing screened from 470 to 475 feet - Dedicated Pump
MW-2	277	12/18/2019	7/21/2021	47.0894751	-122.7758679	- 5 inch diameter installed with stainless steel screen from 266 to 276 feet - 55QE07-230 pump installed at 263 feet	- 2inch casing screened from 265 to 275 feet - Geotech 1.66 36 inch (high pressure) Dedicated Bladder Pump
MW-3	130	10/24/2019	Decommissioned 7/19/2021	--	--	- 5 inch diameter installed with stainless steel screen from 115 to 125 feet	Decommissioned
MW-3A	160	6/26/2020	--	--	--	- 4 inch PVC installed with 0.010 slot screen installed from 140 to 150 feet - Dedicated bladder pump	--
MW-4	316	12/17/2019	7/12/2021	47.0862272	-122.7707571	- 5 inch diameter installed with stainless steel screen from 305 to 315 feet - Had permanent pump installed right above screened interval	- 2 inch casing screened from 301 to 311 feet - Geotech 1.66 36 inch Dedicated Bladder Pump was installed 10/26/2021 with the pump at 245 feet and pump screen extension at 310 feet
MW-5	136	12/18/2019	7/8/2021	47.0861595	-122.7707548	- 5 inch diameter installed with stainless steel from 125 to 135 feet	- 2 inch casing screened from 125 to 135 feet - A permanent 0.8-inch GeoTech stainless steel bladder pump was installed 10/26/2021
MW-6	257	12/21/2019	7/16/2021	47.084141	-122.7730678	- 5 inch diameter installed with stainless steel screen with 0.010 slot from 245 to 255 feet	- 2 inch casing screened from 245 to 255 feet - Dedicated bladder pump
MW-7	136	12/3/2019	7/14/2021	47.0841325	-122.772909	- 5 inch diameter installed with stainless steel screen from 115 to 125 feet	- 2 inch casing screened from 115 to 125 feet - Geotech 1.66 18 inch (low pressure) Dedicated bladder pump
MW-8	142	12/12/2019	Decommissioned 7/28/2021	47.0857408	-122.7802439	- 5 inch diameter installed with stainless steel screen from 130 to 140 feet	Decommissioned
MW-8	142	7/23/2021	--	--	--	--	- 2 inch casing screened from 130 to 140 feet - Geotech 1.66 36 inch (high pressure) Dedicated Bladder Pump
MW-9	276	12/11/2019	7/28/2021	47.0856691	-122.7802474	- 5 inch diameter installed with stainless steel screen from 264 to 274 feet - Had permanent pump installed right above screened interval	- 2 inch casing screened from 264 to 274 feet - Dedicated bladder pump
MW-10	137	12/9/2025	--	47.0846	-122.776064	- 2 inch diameter sch 80 PVC screen installed from 127 to 137 feet - Geotech 1.66 36 inch (high pressure) Dedicated Bladder Pump	--

Notes:

Monitoring well construction - details for MW-1 through MW-9 provided by Terra Associates, Inc. Details for MW-10 provided by Langan Engineering and Environmental Services.

feet bgs - Feet below ground surface

-- - Not Applicable/Not Available

MW-10 Survey - MW-10 was professionally surveyed 5 March 2026 using North American Vertical Datum 1988 (NAVD88) and North American Datum 1983/Epoch 2011 (NAD 83/2011)

Monoitoring Well Maintenance (March 2026) - During the sampling events in September 2025, monitoring well maintenance needs were noted. In March 2026 prior to the March 2026 sampling event, maintenance tasks were performed as follows. The MW-2 well cap was replaced. MW-2 and MW-7 dedicated bladder pumps were serviced and bladders replaced. MW-4 pump assembly was pulled from the well and observed to have the pump at approximately 75 feet above the well bottom with a pump screen extension within the well screen interval. This MW-4 pump configuration was identified as the probable cause of depth to bottom discrepancy blocking measuring equipment from reaching the well bottom. The MW-4 well depth was measured and in-line with previously reported well depths. MW-5 pump assembly was reconnected to the well cap. Well manhole bolts were replaced and general well monument housekeeping was performed as needed.

LANGAN

Table 3
Field Parameters
Hawks Prairie Building 1
Lacey, WA
Langan Project No. 791018401

Parameter	Well	MW-1		MW-2		MW-3A		MW-4		MW-5		MW-6		MW-7		MW-8		MW-9		MW-10	
	Aquifer Screened In	Qt		Qc		Qva		Qc		Qva		Qc		Qva		Qva		Qc		Qva	
	Sample Date	3/11/2026		3/11/2026		3/9/2026		3/12/2026		3/12/2026		3/10/2026		3/11/2026		3/12/2026		3/10/2026		3/9/2026	
	Unit	Beginning of Purge	End of Purge	Beginning of Purge	End of Purge	Beginning of Purge	End of Purge	Beginning of Purge	End of Purge	Beginning of Purge	End of Purge	Beginning of Purge	End of Purge	Beginning of Purge	End of Purge	Beginning of Purge	End of Purge	Beginning of Purge	End of Purge	Beginning of Purge	End of Purge
Temperature	ºC	11.4	9.9	11.2	10.7	9.90	10.00	11.90	10.60	11.50	11.40	10.40	10.10	10.40	10.10	10.6	10.40	10.9	10.6	10.50	10.80
Conductivity	uS/cm	95.4	96.7	118	133.4	219.5	220.3	149.5	150.5	284.4	291.1	139.0	138.9	236	228.8	198.1	186.9	131	134.2	175.3	175.3
pH	standard units	7.02	7.87	7.29	7.19	6.61	6.56	6.23	7.18	6.60	6.59	6.63	7.04	6.96	6.83	6.73	6.77	6.86	7.86	7.00	6.88
Oxidation Reduction Potential (ORP)	mV	107	-148	156.4	-109.6	224.2	225.8	138.2	-103.6	173.6	149.4	135	-78.8	115.4	150.9	157.1	165.5	196.6	-161.3	153.5	158
Dissolved Oxygen (DO)	mg/L	3.25	0.53	5.94	0.72	8.42	3.67	6.67	0.60	8.51	6.40	7.70	0.79	9.32	6.37	8.33	7.83	8.69	0.91	7.72	7.23
Turbidity	NTU	1.96	28.6	16.13	185.85	6.68	2.67	37.12	41.5	4.23	1.93	3.00	2.96	10.5	10.79	38.75	31.62	2.07	15.85	84	6.67
Purge Rate	mL/min	100		110		140		100		100		100		200		240		130		200	
Total Purge Volume	mL	7,500		3,960		2,940		3,900		2,100		3,600		6,600		4,320		5,460		13,200	
Final Drawdown	feet	0.30		0.00		0.30		0.00		0.70		0.00		0.02		0.00		0.03		0.00	

Notes:
Qt - Tertiary unconsolidated and undifferentiated sediments
Qc - Pre-vashon coarse deposits
Qva - Vashon advanced outwash aquifer
ºC - degrees Celsius
uS/cm - microsiemens per centimeter
ORP - oxidation reduction potential
mV - millivolts
DO - dissolved oxygen
mg/L - milligrams per liter
NTU - nephelometric turbidity unit
mL/min - milliliters per minute
mL - milliliters
Field parameter data collected using a YSI ProDSS

Table 4
Groundwater Sample Analytical Results – Volatile Organic Compounds (VOCs)
Hawks Prairie Building 1
Lacey, WA
Langan Project No. 791018401

Analyte	CAS Number	MTCA Groundwater Cleanup Level	EPA NPDW MCL	Location	MW-1			MW-2		MW-3A			MW-4			MW-5		
				Sample Name	MW-1_033125	MW-1_090925	MW-1_031126	MW-2_033125	MW-2_031126	MW-3A_032725	MW-3A_090925	MW-3A_030926	MW-4_033125	MW-4_091125	MW-4_031226	MW-5_033125	MW-5_091125	MW-5_031226
				Sample Date	03/31/2025	09/09/2025	3/11/2026	03/31/2025	3/11/2026	03/27/2025	09/09/2025	3/9/2026	03/31/2025	09/11/2025	3/13/2026	03/31/2025	09/11/2025	3/12/2026
				Unit	Result	Result	Result	Result	Result	Result	Result	Result	Result	Result	Result	Result	Result	Result
Volatile Organic Compounds by EPA Method 8260D																		
1,1,1,2-Tetrachloroethane	630-20-6	1.7	NS	ug/l	<0.2 U	<0.2 U	<0.20 U	<0.2 U	<0.20 U	<0.2 U	<0.2 U	<0.20 U	<0.8 U	<0.2 U	<0.20 U	<0.2 U	<0.2 U	<0.20 U
1,1,1-Trichloroethane	71-55-6	200	200	ug/l	<0.2 U	<0.2 U	<0.20 U	<0.2 U	<0.20 U	<0.2 U	<0.2 U	<0.20 U	<0.8 U	<0.2 U	<0.20 U	<0.2 U	<0.2 U	<0.20 U
1,1,2,2-Tetrachloroethane	79-34-5	0.22	NS	ug/l	<0.2 U	<0.2 U	<0.20 U	<0.2 U	<0.20 U	<0.2 U	<0.2 U	<0.20 U	<0.8 U	<0.2 U	<0.20 U	<0.2 U	<0.2 U	<0.20 U
1,1,2-Trichloroethane	79-00-5	0.77	5	ug/l	<0.2 U	<0.2 U	<0.20 U	<0.2 U	<0.20 U	<0.2 U	<0.2 U	<0.20 U	<0.8 U	<0.2 U	<0.20 U	<0.2 U	<0.2 U	<0.20 U
1,1-Dichloroethane	75-34-3	7.7	NS	ug/l	<0.2 U	<0.2 U	<0.20 U	<0.2 U	<0.20 U	<0.2 U	<0.2 U	<0.20 U	<0.8 U	<0.2 U	<0.20 U	<0.2 U	<0.2 U	<0.20 U
1,1-Dichloroethene	75-35-4	400	7	ug/l	<0.2 U	<0.2 U	<0.20 U	<0.2 U	<0.20 U	<0.2 U	<0.2 U	<0.20 U	<0.8 U	<0.2 U	<0.20 U	<0.2 U	<0.2 U	<0.20 U
1,1-Dichloropropene	563-58-6	NS	NS	ug/l	<0.2 U	<0.2 U	<0.20 U	<0.2 U	<0.20 U	<0.2 U	<0.2 U	<0.20 U	<0.8 U	<0.2 U	<0.20 U	<0.2 U	<0.2 U	<0.20 U
1,2,3-Trichlorobenzene	87-61-6	6.4	NS	ug/l	<1 U	<1 U	<1.0 U	<1 U	<1.0 U	<1 U	<1 U	<1.0 U	<4 U	<1 U	<1.0 U	<1 U	<1 U	<1.0 U
1,2,3-Trichloropropane	96-18-4	0.00038	NS	ug/l	<0.2 U	<0.2 U	<0.20 U	<0.2 U	<0.20 U	<0.2 U	<0.2 U	<0.20 U	<0.8 U	<0.2 U	<0.20 U	<0.2 U	<0.2 U	<0.20 U
1,2,4-Trichlorobenzene	120-82-1	1.5	70	ug/l	<0.2 U	<0.2 U	<0.20 U	<0.2 U	<0.20 U	<0.2 U	<0.2 U	<0.20 U	<0.8 U	<0.2 U	<0.20 U	<0.2 U	<0.2 U	<0.20 U
1,2,4-Trimethylbenzene	95-63-6	80	NS	ug/l	<0.2 U	<0.2 U	<0.20 U	<0.2 U	<0.20 U	<0.2 U	<0.2 U	<0.20 U	<0.8 U	<0.2 U	<0.20 U	<0.2 U	<0.2 U	<0.20 U
1,2-Dibromo-3-Chloropropane	96-12-8	0.014	0.2	ug/l	<1 U	<1 U	<1.0 U	<1 U	<1.0 U	<1 U	<1 U	<1.0 U	<4 U	<1 U	<1.0 U	<1 U	<1 U	<1.0 U
1,2-Dibromoethane (Ethylene Dibromide)	106-93-4	0.01	0.05	ug/l	<0.2 U	<0.2 U	<0.20 U	<0.2 U	<0.20 U	<0.2 U	<0.2 U	<0.20 U	<0.8 U	<0.2 U	<0.20 U	<0.2 U	<0.2 U	<0.20 U
1,2-Dichlorobenzene	95-50-1	720	600	ug/l	<0.2 U	<0.2 U	<0.20 U	<0.2 U	<0.20 U	<0.2 U	<0.2 U	<0.20 U	<0.8 U	<0.2 U	<0.20 U	<0.2 U	<0.2 U	<0.20 U
1,2-Dichloroethane	107-06-2	0.48	5	ug/l	<0.2 U	<0.2 U	<0.20 U	<0.2 U	<0.20 U	<0.2 U	<0.2 U	<0.20 U	<0.8 U	<0.2 U	<0.20 U	<0.2 U	<0.2 U	<0.20 U
1,2-Dichloropropane	78-87-5	1.2	5	ug/l	<0.2 U	<0.2 U	<0.20 U	<0.2 U	<0.20 U	<0.2 U	<0.2 U	<0.20 U	<0.8 U	<0.2 U	<0.20 U	<0.2 U	<0.2 U	<0.20 U
1,3,5-Trimethylbenzene (Mesitylene)	108-67-8	80	NS	ug/l	<0.2 U	<0.2 U	<0.20 U	<0.2 U	<0.20 U	<0.2 U	<0.2 U	<0.20 U	<0.8 U	<0.2 U	<0.20 U	<0.2 U	<0.2 U	<0.20 U
1,3-Dichlorobenzene	541-73-1	NS	NS	ug/l	<0.2 U	<0.2 U	<0.20 U	<0.2 U	<0.20 U	<0.2 U	<0.2 U	<0.20 U	<0.8 U	<0.2 U	<0.20 U	<0.2 U	<0.2 U	<0.20 U
1,3-Dichloropropane	142-28-9	160	NS	ug/l	<0.2 U	<0.2 U	<0.20 U	<0.2 U	<0.20 U	<0.2 U	<0.2 U	<0.20 U	<0.8 U	<0.2 U	<0.20 U	<0.2 U	<0.2 U	<0.20 U
1,4-Dichlorobenzene	106-46-7	8.1	75	ug/l	<0.2 U	<0.2 U	<0.20 U	<0.2 U	<0.20 U	<0.2 U	<0.2 U	<0.20 U	<0.8 U	<0.2 U	<0.20 U	<0.2 U	<0.2 U	<0.20 U
2,2-Dichloropropane	594-20-7	NS	NS	ug/l	<0.2 U	<0.2 U	<0.20 U	<0.2 U	<0.20 U	<0.2 U	<0.2 U	<0.20 U	<0.8 U	<0.2 U	<0.20 U	<0.2 U	<0.2 U	<0.20 U
2-Chlorotoluene	95-49-8	160	NS	ug/l	<0.2 U	<0.2 U	<0.20 U	<0.2 U	<0.20 U	<0.2 U	<0.2 U	<0.20 U	<0.8 U	<0.2 U	<0.20 U	<0.2 U	<0.2 U	<0.20 U
2-Hexanone (MBK)	591-78-6	40	NS	ug/l	<2 U	<2 U	<2.0 U	<2 U	<2.0 U	<2 U	<2 U	<2.0 U	<8 U	<2 U	<2.0 U	<2 U	<2 U	<2.0 U
4-Chlorotoluene	106-43-4	160	NS	ug/l	<0.2 U	<0.2 U	<0.20 U	<0.2 U	<0.20 U	<0.2 U	<0.2 U	<0.20 U	<0.8 U	<0.2 U	<0.20 U	<0.2 U	<0.2 U	<0.20 U
Acetone	67-64-1	7200	NS	ug/l	<7.6 U	<5 U	<5.0 U	<7.6 U	<5.0 U	<5 U	<5 U	<5.0 U	<30 U	<5 U	<5.0 U	<7.6 U	<5 U	<5.0 U
Benzene	71-43-2	0.8	5	ug/l	<0.2 U	<0.2 U	<0.20 U	<0.2 U	<0.20 U	<0.2 U	<0.2 U	<0.20 U	<0.8 U	<0.2 U	<0.20 U	<0.2 U	<0.2 U	<0.20 U
Bromobenzene	108-86-1	64	NS	ug/l	<0.2 U	<0.2 U	<0.20 U	<0.2 U	<0.20 U	<0.2 U	<0.2 U	<0.20 U	<0.8 U	<0.2 U	<0.20 U	<0.2 U	<0.2 U	<0.20 U
Bromochloromethane	74-97-5	NS	NS	ug/l	<0.2 U	<0.2 U	<0.20 U	<0.2 U	<0.20 U	<0.2 U	<0.2 U	<0.20 U	<0.8 U	<0.2 U	<0.20 U	<0.2 U	<0.2 U	<0.20 U
Bromodichloromethane	75-27-4	0.71	NS	ug/l	<0.2 U	<0.2 U	<0.20 U	<0.2 U	<0.20 U	<0.2 U	<0.2 U	<0.20 U	<0.8 U	<0.2 U	<0.20 U	<0.2 U	<0.2 U	<0.20 U
Bromoform	75-25-2	5.5	NS	ug/l	<1 U	<1 U	<1.0 U	<1 U	<1.0 U	<1 U	<1 U	<1.0 U	<4 U	<1 U	<1.0 U	<1 U	<1 U	<1.0 U
Bromomethane	74-83-9	11	NS	ug/l	<1 U	<1 U	<1.0 U	<1 U	<1.0 U	<1 U	<1 U	<1.0 U	<4 U	<1.3 U	<1.0 U	<1 U	<1.3 U	<1.0 U
Carbon Disulfide	75-15-0	800	NS	ug/l	<0.2 U	<0.2 U	<0.20 U	<0.2 U	<0.20 U	<0.2 U	<0.2 U	<0.28 U	<0.8 U	<0.2 U	<0.20 U	<0.2 U	<0.2 U	<0.20 U
Carbon Tetrachloride	56-23-5	0.63	5	ug/l	<0.2 U	<0.2 U	<0.20 U	<0.2 U	<0.20 U	<0.2 U	<0.2 U	<0.20 U	<0.8 U	<0.2 U	<0.20 U	<0.2 U	<0.2 U	<0.20 U
Chlorobenzene	108-90-7	160	100	ug/l	<0.2 U	<0.2 U	<0.20 U	<0.2 U	<0.20 U	<0.2 U	<0.2 U	<0.20 U	<0.8 U	<0.2 U	<0.20 U	<0.2 U	<0.2 U	<0.20 U
Chloroethane	75-00-3	NS	NS	ug/l	<1 U	<1 U	<1.0 U	<1 U	<1.0 U	<1 U	<1 U	<1.0 U	<4 U	<1 U	<1.0 U	<1 U	<1 U	<1.0 U
Chloroform	67-66-3	1.4	NS	ug/l	<0.2 U	<0.2 U	<0.20 U	<0.2 U	<0.20 U	<0.2 U	<0.2 U	<0.20 U	<0.8 U	<0.2 U	<0.20 U	<0.2 U	<0.2 U	<0.20 U
Chloromethane	74-87-3	NS	NS	ug/l	<1 U	<1 U	<1.0 U	<1 U	<1.0 U	<1 U	<1 U	<1.0 U	<4 U	<1.3 U	<1.0 U	<1 U	<1.3 U	<1.0 U
Cis-1,2-Dichloroethene	156-59-2	**16**	70	ug/l	<0.2 U	<0.2 U	<0.20 U	<0.2 U	<0.20 U	<0.2 U	<0.2 U	<0.20 U	**17**	7.4	13	<0.2 U	<0.2 U	<0.20 U
Cis-1,3-Dichloropropene	10061-01-5	NS	NS	ug/l	<0.2 U	<0.2 U	<0.20 U	<0.2 U	<0.20 U	<0.2 U	<0.2 U	<0.20 U	<0.8 U	<0.2 U	<0.20 U	<0.2 U	<0.2 U	<0.20 U
Cymene	99-87-6	32	NS	ug/l	<0.2 U	<0.2 U	<0.20 U	<0.2 U	<0.20 U	<0.2 U	<0.2 U	<0.20 U	<0.8 U	<0.2 U	<0.20 U	<0.2 U	<0.2 U	<0.20 U
Dibromochloromethane	124-48-1	0.52	NS	ug/l	<0.2 U	<0.2 U	<0.20 U	<0.2 U	<0.20 U	<0.2 U	<0.2 U	<0.20 U	<0.8 U	<0.2 U	<0.20 U	<0.2 U	<0.2 U	<0.20 U
Dibromomethane	74-95-3	80	NS	ug/l	<0.2 U	<0.2 U	<0.20 U	<0.2 U	<0.20 U	<0.2 U	<0.2 U	<0.20 U	<0.8 U	<0.2 U	<0.20 U	<0.2 U	<0.2 U	<0.20 U
Dichlorodifluoromethane	75-71-8	1600	NS	ug/l	<0.2 U	<0.2 U	<0.20 U	<0.2 U	<0.20 U	<0.2 U	<0.2 U	<0.36 U	<0.8 U	<0.32 U	<0.20 U	<0.2 U	<0.32 U	<0.20 U
Ethylbenzene	100-41-4	700	700	ug/l	<0.2 U	<0.2 U	<0.20 U	<0.2 U	<0.20 U	<0.2 U	<0.2 U	<0.20 U	<0.8 U	<0.2 U	<0.20 U	<0.2 U	<0.2 U	<0.20 U
Hexachlorobutadiene	87-68-3	0.56	NS	ug/l	<1 U	<1 U	<1.0 U	<1 U	<1.0 U	<1 U	<1 U	<1.0 U	<4 U	<1 U	<1.0 U	<1 U	<1 U	<1.0 U
Iodomethane (Methyl Iodide)	74-88-4	NS	NS	ug/l	<1.4 U	<1 U	<1.0 U	<1.4 U	<1.0 U	<1.8 U	<1 U	<2.0 U	<5.6 U	<1.7 U	<1.0 U	<1.4 U	<1.7 U	<1.0 U
Isopropylbenzene (Cumene)	98-82-8	800	NS	ug/l	<0.2 U	<0.2 U	<0.20 U	<0.2 U	<0.20 U	<0.2 U	<0.2 U	<0.20 U	<0.8 U	<0.2 U	<0.20 U	<0.2 U	<0.2 U	<0.20 U
M,P-Xylene	179601-23-1	NS	NS	ug/l	<0.4 U	<0.4 U	<0.40 U	<0.4 U	<0.40 U	<0.4 U	<0.4 U	<0.40 U	<1.6 U	<0.4 U	<0.40 U	<0.4 U	<0.4 U	<0.40 U
Methyl Ethyl Ketone (2-Butanone)	78-93-3	4800	NS	ug/l	<5 U	<5 U	<5.0 U	<5 U	<5.0 U	<5 U	<5 U	<5.0 U	<20 U	<5 U	<5.0 U	<5 U	<5 U	<5.0 U
Methyl Isobutyl Ketone (4-Methyl-2-Pentanone)	108-10-1	640	NS	ug/l	<2 U	<2 U	<2.0 U	<2 U	<2.0 U	<2 U	<2 U	<2.0 U	<8 U	<2 U	<2.0 U	<2 U	<2 U	<2.0 U
Methylene Chloride	75-09-2	5	NS	ug/l	<1 U	<1 U	<1.0 U	<1 U	<1.0 U	<1 U	<1 U	<1.0 U	<4 U	<1 U	<1.0 U	<1 U	<1 U	<1.0 U
Naphthalene	91-20-3	160	NS	ug/l	<1 U	<1 U	<1.0 U	<1 U	<1.0 U	<1 U	<1 U	<1.0 U	<4 U	<1 U	<1.0 U	<1 U	<1 U	<1.0 U
n-Butylbenzene	104-51-8	400	NS	ug/l	<0.2 U	<0.2 U	<0.20 U	<0.2 U	<0.20 U	<0.2 U	<0.2 U	<0.20 U	<0.8 U	<0.2 U	<0.20 U	<0.2 U	<0.2 U	<0.20 U
n-Propylbenzene	103-65-1	800	NS	ug/l	<0.2 U	<0.2 U	<0.20 U	<0.2 U	<0.20 U	<0.2 U	<0.2 U	<0.20 U	<0.8 U	<0.2 U	<0.20 U	<0.2 U	<0.2 U	<0.20 U
o-Xylene (1,2-Dimethylbenzene)	95-47-6	1600	NS	ug/l	<0.2 U	<0.2 U	<0.20 U	<0.2 U	<0.20 U	<0.2 U	<0.2 U	<0.20 U	<0.8 U	<0.2 U	<0.20 U	<0.2 U	<0.2 U	<0.20 U
Sec-Butylbenzene	135-98-8	800	NS	ug/l	<0.2 U	<0.2 U	<0.20 U	<0.2 U	<0.20 U	<0.2 U	<0.2 U	<0.20 U	<0.8 U	<0.2 U	<0.20 U	<0.2 U	<0.2 U	<0.20 U
Styrene	100-42-5	1600	100	ug/l	<0.2 U	<0.2 U	<0.20 U	<0.2 U	<0.20 U	<0.2 U	<0.2 U	<0.20 U	<0.8 U	<0.2 U	<0.20 U	<0.2 U	<0.2 U	<0.20 U
T-Butylbenzene	98-06-6	800	NS	ug/l	<0.2 U	<0.2 U	<0.20 U	<0.2 U	<0.20 U	<0.2 U	<0.2 U	<0.20 U	<0.8 U	<0.2 U	<0.20 U	<0.2 U	<0.2 U	<0.20 U
Tert-Butyl Methyl Ether (MTBE)	1634-04-4	20	NS	ug/l	<0.2 U	<0.2 U	<0.20 U	<0.2 U	<0.20 U	<0.2 U	<0.2 U	<0.20 U	<0.8 U	<0.2 U	<0.20 U	<0.2 U	<0.2 U	<0.20 U
Tetrachloroethene (PCE)	127-18-4	5	5	ug/l	<0.2 U	<0.2 U	<0.20 U	<0.2 U	<0.20 U	<0.2 U	<0.2 U	<0.20 U	<0.8 U	<0.2 U	<0.20 U	<0.2 U	<0.2 U	<0.20 U
Toluene	108-88-3	640	1000	ug/l	<1 U	<1 U	<1.0 U	<1 U	<1.0 U	<1 U	<1 U	<1.0 U	<4 U	<1 U	<1.0 U	<1 U	<1 U	<1.0 U
Total 1,2-Dichloroethene (Cis and Trans)	540-59-0	NS	NS	ug/l	<0.2 U	<0.2 U	<0.20 U	<0.2 U	<0.20 U	<0.2 U	<0.2 U	<0.20 U	17	7.4	13	<0.2 U	<0.2 U	<0.20 U
Total Xylenes	1330-20-7	1000	10000	ug/l	<0.4 U	<0.4 U	<0.20 U	<0.4 U	<0.20 U	<0.4 U	<0.4 U	<0.20 U	<1.6 U	<0.4 U	<0.20 U	<0.4 U	<0.4 U	<0.20 U
Trans-1,2-Dichloroethene	156-60-5	160	100	ug/l	<0.2 U	<0.2 U	<0.20 U	<0.2 U	<0.20 U	<0.2 U	<0.2 U	<0.20 U	<0.8 U	<0.2 U	<0.20 U	<0.2 U	<0.2 U	<0.20 U
Trans-1,3-Dichloropropene	10061-02-6	NS	NS	ug/l	<0.2 U	<0.2 U	<0.20 U	<0.2 U	<0.20 U	<0.2 U	<0.2 U	<0.20 U	<0.8 U	<0.2 U	<0.20 U	<0.2 U	<0.2 U	<0.20 U
Trichloroethene (TCE)	79-01-6	**0.54**	5	ug/l	<0.2 U	<0.2 U	<0.20 U	<0.2 U	<0.20 U	<0.2 U	<0.2 U	<0.20 U	**64**	**21**	**28**	<0.2 U	<0.2 U	<0.20 U
Trichlorofluoromethane	75-69-4	2400	NS	ug/l	<0.2 U	<0.2 U	<0.20 U	<0.2 U	<0.20 U	<0.2 U	<0.2 U	<0.20 U	<0.8 U	<0.2 U	<0.20 U	<0.2 U	<0.2 U	<0.20 U
Vinyl Acetate	108-05-4	8000	NS	ug/l	<1 U	<1 U	<1.0 U	<1 U	<1.0 U	<1 U	<1 U	<1.3 U	<4 U	<1 U	<1.0 U	<1 U	<1 U	<1.0 U
Vinyl Chloride	75-01-4	**0.029**	2	ug/l	<0.02 U	<0.02 U	<0.020 U	<0.02 U	<0.020 U	<0.02 U	<0.02 U	<0.020 U	**0.33**	**0.16**	**0.26**	<0.02 U	<0.02 U	<0.020 U
Volatile Organic Compounds by EPA Method 504.1																		
1,2,3-Trichloropropane	96-18-4	0.00038	NS	ug/l	<0.5 U	<0.5 U	<0.5 U	<0.5 U	<0.5 U	<0.5 U	<0.5 U	<0.5 U	<0.5 U	<0.5 U	<0.5 U	<0.5 U	<0.5 U	<0.5 U
1,2-Dibromo-3-Chloropropane	96-12-8	0.014	0.2	ug/l	<0.02 U	<0.02 U	<0.02 U	<0.02 U	<0.02 U	<0.02 U	<0.02 U	<0.02 U	<0.02 U	<0.02 U	<0.02 U	<0.02 U	<0.02 U	<0.02 U
1,2-Dibromoethane (Ethylene Dibromide)	106-93-4	0.01	0.05	ug/l	<0.01 U	<0.01 U	<0.01 U	<0.01 U	<0.01 U	<0.01 U	<0.01 U	<0.01 U	<0.01 U	<0.01 U	<0.01 U	<0.01 U	<0.01 U	<0.01 U

LANGAN

Table 4
Groundwater Sample Analytical Results – Volatile Organic Compounds (VOCs)
Hawks Prairie Building 1
Lacey, WA
Langan Project No. 791018401

Analyte	CAS Number	MTCA Groundwater Cleanup Level	EPA NPDW MCL	Location	MW-6			MW-7			MW-8			MW-9			MW-10
				Sample Name	MW-6_032625	MW-6_091025	MW-6_031026	MW-7_032625	MW-7_091025	MW-7_031126	MW-8_040125	MW-8_091025	MW-8_031226	MW-9_040125	MW-9_091025	MW-9_031126	MW-10_031026
				Sample Date	03/26/2025	09/10/2025	3/10/2026	03/26/2025	09/10/2025	3/11/2026	04/01/2025	09/10/2025	3/12/2026	04/01/2025	09/10/2025	3/11/2026	3/10/2026
				Unit	Result	Result	Result	Result	Result	Result	Result	Result	Result	Result	Result	Result	Result
Volatile Organic Compounds by EPA Method 8260D																	
1,1,1,2-Tetrachloroethane	630-20-6	1.7	NS	ug/l	<0.2 U	<0.2 U	<0.20 U	<0.2 U	<0.2 U	<0.20 U	<0.2 U	<0.2 U	<0.20 U	<0.2 U	<0.2 U	<0.20 U	<0.20 U
1,1,1-Trichloroethane	71-55-6	200	200	ug/l	<0.2 U	<0.2 U	<0.20 U	<0.2 U	<0.2 U	<0.20 U	<0.2 U	<0.2 U	<0.20 U	<0.2 U	<0.2 U	<0.20 U	<0.20 U
1,1,2,2-Tetrachloroethane	79-34-5	0.22	NS	ug/l	<0.2 U	<0.2 U	<0.20 U	<0.2 U	<0.2 U	<0.20 U	<0.2 U	<0.2 U	<0.20 U	<0.2 U	<0.2 U	<0.20 U	<0.20 U
1,1,2-Trichloroethane	79-00-5	0.77	5	ug/l	<0.2 U	<0.2 U	<0.20 U	<0.2 U	<0.2 U	<0.20 U	<0.2 U	<0.2 U	<0.20 U	<0.2 U	<0.2 U	<0.20 U	<0.20 U
1,1-Dichloroethane	75-34-3	7.7	NS	ug/l	<0.2 U	<0.2 U	<0.20 U	<0.2 U	<0.2 U	<0.20 U	<0.2 U	<0.2 U	<0.20 U	<0.2 U	<0.2 U	<0.20 U	<0.20 U
1,1-Dichloroethene	75-35-4	400	7	ug/l	<0.2 U	<0.2 U	<0.20 U	<0.2 U	<0.2 U	<0.20 U	<0.2 U	<0.2 U	<0.20 U	<0.2 U	<0.2 U	<0.20 U	<0.20 U
1,1-Dichloropropene	563-58-6	NS	NS	ug/l	<0.2 U	<0.2 U	<0.20 U	<0.2 U	<0.2 U	<0.20 U	<0.2 U	<0.2 U	<0.20 U	<0.2 U	<0.2 U	<0.20 U	<0.20 U
1,2,3-Trichlorobenzene	87-61-6	6.4	NS	ug/l	<1 U	<1 U	<1.0 U	<1 U	<1 U	<1.0 U	<1 U	<1 U	<1.0 U	<1 U	<1 U	<1.0 U	<1.0 U
1,2,3-Trichloropropane	96-18-4	0.00038	NS	ug/l	<0.2 U	<0.2 U	<0.20 U	<0.2 U	<0.2 U	<0.20 U	<0.2 U	<0.2 U	<0.20 U	<0.2 U	<0.2 U	<0.20 U	<0.20 U
1,2,4-Trichlorobenzene	120-82-1	1.5	70	ug/l	<0.2 U	<0.2 U	<0.20 U	<0.2 U	<0.2 U	<0.20 U	<0.2 U	<0.2 U	<0.20 U	<0.2 U	<0.2 U	<0.20 U	<0.20 U
1,2,4-Trimethylbenzene	95-63-6	80	NS	ug/l	<0.2 U	<0.2 U	<0.20 U	<0.2 U	<0.2 U	<0.20 U	<0.2 U	<0.2 U	<0.20 U	<0.2 U	<0.2 U	<0.20 U	<0.20 U
1,2-Dibromo-3-Chloropropane	96-12-8	0.014	0.2	ug/l	<1 U	<1 U	<1.0 U	<1 U	<1 U	<1.0 U	<1 U	<1 U	<1.0 U	<1 U	<1 U	<1.0 U	<1.0 U
1,2-Dibromoethane (Ethylene Dibromide)	106-93-4	0.01	0.05	ug/l	<0.2 U	<0.2 U	<0.20 U	<0.2 U	<0.2 U	<0.20 U	<0.2 U	<0.2 U	<0.20 U	<0.2 U	<0.2 U	<0.20 U	<0.20 U
1,2-Dichlorobenzene	95-50-1	720	600	ug/l	<0.2 U	<0.2 U	<0.20 U	<0.2 U	<0.2 U	<0.20 U	<0.2 U	<0.2 U	<0.20 U	<0.2 U	<0.2 U	<0.20 U	<0.20 U
1,2-Dichloroethane	107-06-2	0.48	5	ug/l	<0.2 U	<0.2 U	<0.20 U	<0.2 U	<0.2 U	<0.20 U	<0.2 U	<0.2 U	<0.20 U	<0.2 U	<0.2 U	<0.20 U	<0.20 U
1,2-Dichloropropane	78-87-5	1.2	5	ug/l	<0.2 U	<0.2 U	<0.20 U	<0.2 U	<0.2 U	<0.20 U	<0.2 U	<0.2 U	<0.20 U	<0.2 U	<0.2 U	<0.20 U	<0.20 U
1,3,5-Trimethylbenzene (Mesitylene)	108-67-8	80	NS	ug/l	<0.2 U	<0.2 U	<0.20 U	<0.2 U	<0.2 U	<0.20 U	<0.2 U	<0.2 U	<0.20 U	<0.2 U	<0.2 U	<0.20 U	<0.20 U
1,3-Dichlorobenzene	541-73-1	NS	NS	ug/l	<0.2 U	<0.2 U	<0.20 U	<0.2 U	<0.2 U	<0.20 U	<0.2 U	<0.2 U	<0.20 U	<0.2 U	<0.2 U	<0.20 U	<0.20 U
1,3-Dichloropropane	142-28-9	160	NS	ug/l	<0.2 U	<0.2 U	<0.20 U	<0.2 U	<0.2 U	<0.20 U	<0.2 U	<0.2 U	<0.20 U	<0.2 U	<0.2 U	<0.20 U	<0.20 U
1,4-Dichlorobenzene	106-46-7	8.1	75	ug/l	<0.2 U	<0.2 U	<0.20 U	<0.2 U	<0.2 U	<0.20 U	<0.2 U	<0.2 U	<0.20 U	<0.2 U	<0.2 U	<0.20 U	<0.20 U
2,2-Dichloropropane	594-20-7	NS	NS	ug/l	<0.2 U	<0.2 U	<0.20 U	<0.2 U	<0.2 U	<0.20 U	<0.2 U	<0.2 U	<0.20 U	<0.2 U	<0.2 U	<0.20 U	<0.20 U
2-Chlorotoluene	95-49-8	160	NS	ug/l	<0.2 U	<0.2 U	<0.20 U	<0.2 U	<0.2 U	<0.20 U	<0.2 U	<0.2 U	<0.20 U	<0.2 U	<0.2 U	<0.20 U	<0.20 U
2-Hexanone (MBK)	591-78-6	40	NS	ug/l	<2 U	<2 U	<2.0 U	<2 U	<2 U	<2.0 U	<2 U	<2 U	<2.0 U	<2 U	<2 U	<2.0 U	<2.0 U
4-Chlorotoluene	106-43-4	160	NS	ug/l	<0.2 U	<0.2 U	<0.20 U	<0.2 U	<0.2 U	<0.20 U	<0.2 U	<0.2 U	<0.20 U	<0.2 U	<0.2 U	<0.20 U	<0.20 U
Acetone	67-64-1	7200	NS	ug/l	<5 U	<5 U	<5.0 U	<5 U	<5 U	<5.0 U	<7.6 U	<5 U	<5.0 U	<7.6 U	<5 U	<5.0 U	<5.0 U
Benzene	71-43-2	0.8	5	ug/l	<0.2 U	<0.2 U	<0.20 U	<0.2 U	<0.2 U	<0.20 U	<0.2 U	<0.2 U	<0.20 U	<0.2 U	<0.2 U	<0.20 U	<0.20 U
Bromobenzene	108-86-1	64	NS	ug/l	<0.2 U	<0.2 U	<0.20 U	<0.2 U	<0.2 U	<0.20 U	<0.2 U	<0.2 U	<0.20 U	<0.2 U	<0.2 U	<0.20 U	<0.20 U
Bromochloromethane	74-97-5	NS	NS	ug/l	<0.2 U	<0.2 U	<0.20 U	<0.2 U	<0.2 U	<0.20 U	<0.2 U	<0.2 U	<0.20 U	<0.2 U	<0.2 U	<0.20 U	<0.20 U
Bromodichloromethane	75-27-4	0.71	NS	ug/l	<0.2 U	<0.2 U	<0.20 U	<0.2 U	<0.2 U	<0.20 U	<0.2 U	<0.2 U	<0.20 U	<0.2 U	<0.2 U	<0.20 U	<0.20 U
Bromoform	75-25-2	5.5	NS	ug/l	<1 U	<1 U	<1.0 U	<1 U	<1 U	<1.0 U	<1 U	<1 U	<1.0 U	<1 U	<1 U	<1.0 U	<1.0 U
Bromomethane	74-83-9	11	NS	ug/l	<1 U	<1 U	<1.0 U	<1 U	<1.4 U	<1.0 U	<1 U	<1.4 U	<1.0 U	<1 U	<1.4 U	<1.0 U	<1.0 U
Carbon Disulfide	75-15-0	800	NS	ug/l	<0.2 U	<0.2 U	<0.28 U	<0.2 U	<0.2 U	<0.20 U	<0.2 U	<0.2 U	<0.20 U	<0.2 U	<0.2 U	<0.28 U	<0.28 U
Carbon Tetrachloride	56-23-5	0.63	5	ug/l	<0.2 U	<0.2 U	<0.20 U	<0.2 U	<0.2 U	<0.20 U	<0.2 U	<0.2 U	<0.20 U	<0.2 U	<0.2 U	<0.20 U	<0.20 U
Chlorobenzene	108-90-7	160	100	ug/l	<0.2 U	<0.2 U	<0.20 U	<0.2 U	<0.2 U	<0.20 U	<0.2 U	<0.2 U	<0.20 U	<0.2 U	<0.2 U	<0.20 U	<0.20 U
Chloroethane	75-00-3	NS	NS	ug/l	<1 U	<1 U	<1.0 U	<1 U	<1 U	<1.0 U	<1 U	<1 U	<1.0 U	<1 U	<1 U	<1.0 U	<1.0 U
Chloroform	67-66-3	1.4	NS	ug/l	<0.2 U	<0.2 U	<0.20 U	<0.2 U	<0.2 U	<0.20 U	<0.2 U	<0.2 U	<0.20 U	<0.2 U	<0.2 U	<0.20 U	<0.20 U
Chloromethane	74-87-3	NS	NS	ug/l	<1 U	<1 U	<1.0 U	<1 U	<1 U	<1.0 U	<1 U	<1 U	<1.0 U	<1 U	<1 U	<1.0 U	<1.0 U
Cis-1,2-Dichloroethene	156-59-2	**16**	70	ug/l	<0.2 U	<0.2 U	<0.20 U	<0.2 U	<0.2 U	<0.20 U	<0.2 U	<0.2 U	<0.20 U	<0.2 U	<0.2 U	<0.20 U	<0.20 U
Cis-1,3-Dichloropropene	10061-01-5	NS	NS	ug/l	<0.2 U	<0.2 U	<0.20 U	<0.2 U	<0.2 U	<0.20 U	<0.2 U	<0.2 U	<0.20 U	<0.2 U	<0.2 U	<0.20 U	<0.20 U
Cymene	99-87-6	32	NS	ug/l	<0.2 U	<0.2 U	<0.20 U	<0.2 U	<0.2 U	<0.20 U	<0.2 U	<0.2 U	<0.20 U	<0.2 U	<0.2 U	<0.20 U	<0.20 U
Dibromochloromethane	124-48-1	0.52	NS	ug/l	<0.2 U	<0.2 U	<0.20 U	<0.2 U	<0.2 U	<0.20 U	<0.2 U	<0.2 U	<0.20 U	<0.2 U	<0.2 U	<0.20 U	<0.20 U
Dibromomethane	74-95-3	80	NS	ug/l	<0.2 U	<0.2 U	<0.20 U	<0.2 U	<0.2 U	<0.20 U	<0.2 U	<0.2 U	<0.20 U	<0.2 U	<0.2 U	<0.20 U	<0.20 U
Dichlorodifluoromethane	75-71-8	1600	NS	ug/l	<0.2 U	<0.2 U	<0.36 U	<0.2 U	<0.2 U	<0.20 U	<0.2 U	<0.2 U	<0.20 U	<0.2 U	<0.2 U	<0.36 U	<0.36 U
Ethylbenzene	100-41-4	700	700	ug/l	<0.2 U	<0.2 U	<0.20 U	<0.2 U	<0.2 U	<0.20 U	<0.2 U	<0.2 U	<0.20 U	<0.2 U	<0.2 U	<0.20 U	<0.20 U
Hexachlorobutadiene	87-68-3	0.56	NS	ug/l	<1 U	<1 U	<1.0 U	<1 U	<1 U	<1.0 U	<1 U	<1 U	<1.0 U	<1 U	<1 U	<1.0 U	<1.0 U
Iodomethane (Methyl Iodide)	74-88-4	NS	NS	ug/l	<1.8 U	<1 U	<1.0 U	<1.8 U	<1.6 U	<1.0 U	<1.4 U	<1.6 U	<1.0 U	<1.4 U	<1.6 U	<1.0 U	<2.0 U
Isopropylbenzene (Cumene)	98-82-8	800	NS	ug/l	<0.2 U	<0.2 U	<0.20 U	<0.2 U	<0.2 U	<0.20 U	<0.2 U	<0.2 U	<0.20 U	<0.2 U	<0.2 U	<0.20 U	<0.20 U
M,P-Xylene	179601-23-1	NS	NS	ug/l	<0.4 U	<0.4 U	<0.40 U	<0.4 U	<0.4 U	<0.40 U	<0.4 U	<0.4 U	<0.40 U	<0.4 U	<0.4 U	<0.40 U	<0.40 U
Methyl Ethyl Ketone (2-Butanone)	78-93-3	4800	NS	ug/l	<5 U	<5 U	<5.0 U	<5 U	<5 U	<5.0 U	<5 U	<5 U	<5.0 U	<5 U	<5 U	<5.0 U	<5.0 U
Methyl Isobutyl Ketone (4-Methyl-2-Pentanone)	108-10-1	640	NS	ug/l	<2 U	<2 U	<2.0 U	<2 U	<2 U	<2.0 U	<2 U	<2 U	<2.0 U	<2 U	<2 U	<2.0 U	<2.0 U
Methylene Chloride	75-09-2	5	NS	ug/l	<1 U	<1 U	<1.0 U	<1 U	<2 U	<1.0 U	<1 U	<2 U	<1.0 U	<1 U	<2 U	<1.0 U	<1.0 U
Naphthalene	91-20-3	160	NS	ug/l	<1 U	<1 U	<1.0 U	<1 U	<1 U	<1.0 U	<1 U	<1 U	<1.0 U	<1 U	<1 U	<1.0 U	<1.0 U
n-Butylbenzene	104-51-8	400	NS	ug/l	<0.2 U	<0.2 U	<0.20 U	<0.2 U	<0.2 U	<0.20 U	<0.2 U	<0.2 U	<0.20 U	<0.2 U	<0.2 U	<0.20 U	<0.20 U
n-Propylbenzene	103-65-1	800	NS	ug/l	<0.2 U	<0.2 U	<0.20 U	<0.2 U	<0.2 U	<0.20 U	<0.2 U	<0.2 U	<0.20 U	<0.2 U	<0.2 U	<0.20 U	<0.20 U
o-Xylene (1,2-Dimethylbenzene)	95-47-6	1600	NS	ug/l	<0.2 U	<0.2 U	<0.20 U	<0.2 U	<0.2 U	<0.20 U	<0.2 U	<0.2 U	<0.20 U	<0.2 U	<0.2 U	0.21	<0.20 U
Sec-Butylbenzene	135-98-8	800	NS	ug/l	<0.2 U	<0.2 U	<0.20 U	<0.2 U	<0.2 U	<0.20 U	<0.2 U	<0.2 U	<0.20 U	<0.2 U	<0.2 U	<0.20 U	<0.20 U
Styrene	100-42-5	1600	100	ug/l	<0.2 U	<0.2 U	<0.20 U	<0.2 U	<0.2 U	<0.20 U	<0.2 U	<0.2 U	<0.20 U	<0.2 U	<0.2 U	<0.20 U	<0.20 U
T-Butylbenzene	98-06-6	800	NS	ug/l	<0.2 U	<0.2 U	<0.20 U	<0.2 U	<0.2 U	<0.20 U	<0.2 U	<0.2 U	<0.20 U	<0.2 U	<0.2 U	<0.20 U	<0.20 U
Tert-Butyl Methyl Ether (MTBE)	1634-04-4	20	NS	ug/l	<0.2 U	<0.2 U	<0.20 U	<0.2 U	<0.2 U	<0.20 U	<0.2 U	<0.2 U	<0.20 U	<0.2 U	<0.2 U	<0.20 U	<0.20 U
Tetrachloroethene (PCE)	127-18-4	5	5	ug/l	<0.2 U	<0.2 U	<0.20 U	<0.2 U	<0.2 U	<0.20 U	<0.2 U	<0.2 U	<0.20 U	<0.2 U	<0.2 U	<0.20 U	<0.20 U
Toluene	108-88-3	640	1000	ug/l	<1 U	<1 U	<1.0 U	<1 U	<1 U	<1.0 U	<1 U	<1 U	<1.0 U	<1 U	<1 U	<1.0 U	<1.0 U
Total 1,2-Dichloroethene (Cis and Trans)	540-59-0	NS	NS	ug/l	<0.2 U	<0.2 U	<0.20 U	<0.2 U	<0.2 U	<0.20 U	<0.2 U	<0.2 U	<0.20 U	<0.2 U	<0.2 U	<0.20 U	<0.20 U
Total Xylenes	1330-20-7	1000	10000	ug/l	<0.4 U	<0.4 U	<0.20 U	<0.4 U	<0.4 U	<0.20 U	<0.4 U	<0.4 U	<0.20 U	<0.4 U	<0.4 U	0.21	<0.20 U
Trans-1,2-Dichloroethene	156-60-5	160	100	ug/l	<0.2 U	<0.2 U	<0.20 U	<0.2 U	<0.2 U	<0.20 U	<0.2 U	<0.2 U	<0.20 U	<0.2 U	<0.2 U	<0.20 U	<0.20 U
Trans-1,3-Dichloropropene	10061-02-6	NS	NS	ug/l	<0.2 U	<0.2 U	<0.20 U	<0.2 U	<0.2 U	<0.20 U	<0.2 U	<0.2 U	<0.20 U	<0.2 U	<0.2 U	<0.20 U	<0.20 U
Trichloroethene (TCE)	79-01-6	**0.54**	5	ug/l	<0.2 U	<0.2 U	<0.20 U	<0.2 U	<0.2 U	<0.20 U	<0.2 U	<0.2 U	<0.20 U	<0.2 U	<0.2 U	<0.20 U	<0.20 U
Trichlorofluoromethane	75-69-4	2400	NS	ug/l	<0.2 U	<0.2 U	<0.20 U	<0.2 U	<0.2 U	<0.20 U	<0.2 U	<0.2 U	<0.20 U	<0.2 U	<0.2 U	<0.20 U	<0.20 U
Vinyl Acetate	108-05-4	8000	NS	ug/l	<1 U	<1 U	<1.3 U	<1 U	<1 U	<1.0 U	<1 U	<1 U	<1.0 U	<1 U	<1 U	<1.3 U	<1.3 U
Vinyl Chloride	75-01-4	**0.029**	2	ug/l	<0.02 U	<0.02 U	<0.020 U	<0.02 U	<0.02 U	<0.020 U	<0.02 U	<0.02 U	<0.020 U	<0.02 U	<0.02 U	<0.020 U	<0.020 U
Volatile Organic Compounds by EPA Method 504.1																	
1,2,3-Trichloropropane	96-18-4	0.00038	NS	ug/l	<0.5 U	<0.5 U	<0.5 U	<0.5 U	<0.5 U	<0.5 U	<0.5 U	<0.5 U	<0.5 U	<0.5 U	<0.5 U	<0.5 U	NA
1,2-Dibromo-3-Chloropropane	96-12-8	0.014	0.2	ug/l	<0.02 U	<0.02 U	<0.02 U	<0.02 U	<0.02 U	<0.02 U	<0.02 U	<0.02 U	<0.02 U	<0.02 U	<0.02 U	<0.02 U	NA
1,2-Dibromoethane (Ethylene Dibromide)	106-93-4	0.01	0.05	ug/l	<0.01 U	<0.01 U	<0.01 U	<0.01 U	<0.01 U	<0.01 U	<0.01 U	<0.01 U	<0.01 U	<0.01 U	<0.01 U	<0.01 U	NA

Notes:
Groundwater results were compared to WA Department of Ecology MTCA Groundwater Cleanup Level* (Feburary 2025) and EPA National Primary Drinking Water MCL (April 2024)
*MTCA Groundwater Cleanup Level is the most stringent of the Groundwater Method A Cleanup Level, Groundwater Method B Cancer Cleanup Level, and Groundwater Method B Noncancer Cleanup Level
CLARC - Cleanup Levels and Risk Calculation
EPA - Environmental Protection Agency
NPDW - National Primary Drinking Water Regulation
MCL - Maximum Contaminant Level
CAS - Chemical Abstract Service
NS - No standard
ug/l - Micrograms per liter
<RL - Not detected
RL - Reporting Limit
NA - Not applicable/Not analyzed

Trichloroethene (TCE)
Based on prior reporting, TCE and arsenic are compared to the MTCA Method A Cleanup Level
Turbidity
999.99 - For systems that use conventional or direct filtration, at no time can turbidity (cloudiness of water) go higher than 1 Nephelometric Turbidity Unit (NTU), and samples for turbidity must be less than or equal to 0.3 NTUs in at least 95 percent of the samples in any month. Systems that use filtration other than the conventional or direct filtration must follow state limits, which must include turbidity at no time exceeding 5 NTUs

Qualifiers:
B - The analyte is detected in the associated blank as well as in the sample.
D - The reported value is from a dilution.
HT or H1 - The sample was analyzed outside of the method specified holding time.
J - The analyte was detected above the method detection limit (MDL), but below the RL; therefore, the result is an estimated concentration.
U - The analyte was analyzed for, but was not detected at a level greater than or equal to the level of the RL or the sample concentration for results impacted by blank contamination.

Exceedance Summary:
10 - Result exceeds MTCA Groundwater Cleanup Level
10 - Result exceeds EPA NPDW MCL

Table 5
Groundwater Sample Analytical Results – Drinking Water Standards
Hawks Prairie Building 1
Lacey, WA
Langan Project No. 791018401

Analyte	CAS Number	MTCA Groundwater Cleanup Level	EPA NPDW MCL	Location	MW-1			MW-2		MW-3A			MW-4			MW-5			MW-6			MW-7			MW-8			MW-9		
				Sample Name	MW-1_033125	MW-1_090925	MW-1_031126	MW-2_033125	MW-2_031126	MW-3A_032725	MW-3A_090925	MW-3A_030926	MW-4_033125	MW-4_091125	MW-4_031226	MW-5_033125	MW-5_091125	MW-5_031226	MW-6_032625	MW-6_091025	MW-6_031026	MW-7_032625	MW-7_091025	MW-7_031126	MW-8_040125	MW-8_091025	MW-8_031226	MW-9_040125	MW-9_091025	MW-9_031026
				Sample Date	3/31/2025	9/9/2025	3/11/2026	3/31/2025	3/11/2026	3/27/2025	9/9/2025	3/9/2026	3/31/2025	9/11/2025	3/13/2026	3/31/2025	9/11/2025	3/12/2026	3/26/2025	9/10/2025	3/10/2026	3/26/2025	9/10/2025	3/11/2026	4/1/2025	9/10/2025	3/12/2026	4/1/2025	9/10/2025	3/10/2026
				Unit	Result	Result	Result	Result	Result	Result	Result	Result	Result	Result	Result	Result	Result	Result	Result	Result	Result	Result	Result	Result	Result	Result	Result	Result	Result	Result	Result
Metals																														
Antimony	7440-36-0	**6.4**	6	ug/l	<0.3 U	<0.3 U	<0.3 U	1.633	1.794	<0.3 U	0.664	0.975	1.144	1.838	5.095	<0.3 U	<0.3 U	<0.3 U	0.861	2.978	0.552	<0.3 U	<0.3 U	0.337	<0.3 U	**11.11**	0.932	0.508	0.594	0.537
Arsenic	7440-38-2	5	10	ug/l	0.637 B	0.521	0.522	1.642 B	1.767	0.794 B	1.222	0.587	0.73 B	0.512	0.795	0.663 B	0.367	0.399	0.755 B	0.656	0.502	0.72 B	0.399	0.522	3.784 B	2.423	1.159	2.011 B	1.914	2.097
Barium	7440-39-3	3200	2000	ug/l	6.167	6.54	5.821	4.696	5.001	6.926	22.32	7.924	16.18	13.71	13.13	9.004	4.983	4.829	4.733	5.535	4.165	4.192	3.775	3.808	79.29	50.91	15.85	3.47	3.326	3.929
Beryllium	7440-41-7	32	4	ug/l	<0.3 U	<0.3 U	<0.3 U	<0.3 U	<0.3 U	<0.3 U	<0.3 U	<0.3 U	<0.3 U	<0.3 U	<0.3 U	<0.3 U	<0.3 U	<0.3 U	<0.3 U	<0.3 U	<0.3 U	<0.3 U	<0.3 U	<0.3 U	<0.3 U	<0.3 U	<0.3 U	<0.3 U	<0.3 U	<0.3 U
Cadmium	7440-43-9	5	5	ug/l	<0.1 U	<0.1 U	<0.1 U	<0.1 U	<0.1 U	<0.1 U	<0.1 U	<0.1 U	<0.1 U	<0.1 U	<0.1 U	<0.1 U	<0.1 U	<0.1 U	<0.1 U	<0.1 U	<0.1 U	<0.1 U	<0.1 U	<0.1 U	<0.1 U	<0.1 U	<0.1 U	<0.1 U	<0.1 U	<0.1 U
Calcium	7440-70-2	NS	NS	ug/l	6,410	6,850	6,790	8,620	8,760	20,600	20,700	20,700	14,300	13,300	11.5	29,300	27,800	27,400	10,500	10,000	8,810	19,100	19,400	21,800	19,300	17,400	15,200	9,520	9,700	9,470
Chromium, Total	7440-47-3	50	100	ug/l	<0.5 U	0.37 J	<0.5 U	1.486	0.748	0.571	4.077	0.422	1.926	1.593	2.823	0.516	0.469 J	0.336 J	<0.5 U	0.441 J	0.307	0.732	0.612	0.739	12.14	7.646	2.324	<0.5 U	0.279 J	0.373
Copper	7440-50-8	640	1300	ug/l	<0.5 U	0.495 J	<0.5 U	0.778	0.760	225.1	53.78	168	3.495	2.063	3.915	<0.5 U	0.181 J	<0.5 U	0.859	0.977	0.72	<0.5 U	0.266 J	0.551	10.32	10.15	2.142	0.536	0.867	0.576
Hardness (As CaCO3)	HARDNESS	NS	NS	ug/l	34,900	35,000	34,600	45,900	46,300	102,000	105,000	99,400	71,100	66,700	55,000	154,000	132,000	133,000	58,100	55,000	49,600	99,000	99,100	105,000	106,000	91,700	82,500	51,500	51,900	51,500
Iron	7439-89-6	**11000**	NS	ug/l	890	469	419	1,940	2,100	<30 U	2,920	40	4,550	3,840	4,270	<30 U	67	79	577	1,170	1,130	52	<30 U	117	**11,400**	9,100	1,700	1,660	1,170	1,120
Lead	7439-92-1	15	15	ug/l	<0.2 U	<0.2 U	<0.2 U	0.249	0.133 J	2.253	5.45	3.981	0.213	0.279	0.385	<0.2 U	<0.2 U	<0.2 U	<0.2 U	<0.2 U	<0.2 U	<0.2 U	<0.2 U	<0.2 U	2.183	2.004	0.341	<0.2 U	<0.2 U	0.101
Magnesium	7439-95-4	NS	NS	ug/l	4,610	4,350	4,300	5,940	5,950	12,400	12,900	11,600	8,610	8,130	6,410	19,800	15,300	15,700	7,760	7,310	6,720	12,500	12,400	12,300	14,000	11,800	10,800	6,750	6,750	6,780
Manganese	7439-96-5	750	NS	ug/l	80.67	74.13	64.59	90.27	95.53	3.611	124.2	12.62	182.4	224.3	255.4	0.67	1.546	2.478	90.43	120.6	102.5	2.226	4.397	3.021	241.4	148.7	40.47	129.5	140.6	151.1
Mercury	7439-97-6	2	2	ug/l	0.112	<0.1 U	<0.1 U	0.107	<0.1 U	0.101	<0.1 U	<0.1 U	<0.1 U	<0.1 U	<0.1 U	0.104	<0.1 U	<0.1 U	0.109	<0.1 U	<0.1 U	0.102	<0.1 U	<0.1 U	0.125	<0.1 U	<0.1 U	0.102	<0.1 U	<0.1 U
Nickel	7440-02-0	320	NS	ug/l	0.932	0.496	1.919	2.385	4.388	1.334	5.546	1.44	1.318	1.405	8.324	0.375	0.366	0.628	1.772	0.848	0.403	0.294	0.397	0.56	14.49	8.871	3.095	<0.2 U	0.311	0.608
Selenium	7782-49-2	80	50	ug/l	<1 U	<1 U	<1 U	<1 U	<1 U	<1 U	<1 U	<1 U	<1 U	<1 U	<1 U	<1 U	<1 U	<1 U	<1 U	<1 U	<1 U	<1 U	<1 U	<1 U	<1 U	<1 U	<1 U	<1 U	<1 U	<1 U
Silver	7440-22-4	80	NS	ug/l	<0.2 U	<0.2 U	<0.2 U	<0.2 U	<0.2 U	<0.2 U	0.334	0.086	<0.2 U	0.447	0.254	<0.2 U	<0.2 U	<0.2 U	<0.2 U	<0.2 U	<0.2 U	<0.2 U	<0.2 U	<0.2 U	5.434	5.785	0.046 J	<0.2 U	0.128 J	<0.2 U
Sodium	7440-23-5	NS	NS	ug/l	7,800	6,940	6,490	9,090	8,940	8,770	8,900	8,100	8,520	7,000	6,910	11,000	8,500	8,700	8,980	8,770	7,900	8,230	7,410	7,830	10,800	8,400	8,200	8,940	7,980	8,170
Thallium	7440-28-0	0.16	2	ug/l	<0.1 U	<0.1 U	<0.1 U	<0.1 U	<0.1 U	<0.1 U	<0.1 U	<0.1 U	<0.1 U	<0.1 U	<0.1 U	<0.1 U	<0.1 U	<0.1 U	<0.1 U	<0.1 U	<0.1 U	<0.1 U	<0.1 U	<0.1 U	<0.1 U	<0.1 U	<0.1 U	<0.1 U	<0.1 U	<0.1 U
Zinc	7440-66-6	4800	NS	ug/l	25.52	25.06	12.41	7.046	3.996	686.4 B	136.2	609.6	8.772	15.47	34.28	1.316	11.21	0.75	4.412 B	5.515	4.356	4.028 B	1.487	1.379	15.54	99.18	5.058	3.507	4.391	4.567
General Chemistry																														
Chloride (As Cl)	16887-00-6	NS	NS	ug/l	2,060	2,100	2,050	2,270	2,180	3,840	3,800	3,670	4,570	4,160	4,350	35,300	14,000	15300 D	3,680	3,190	2,890	13,800	14,000	13,700	3,880	4,040	4,710	2,730	2,650	2,710
Color	COLOR	NS	NS	COLOR UNIT	15	10	5	25	20	5	20	5	30	20	40	5	5	5	10	20	5	5	5	5	100	15	20	25	15	5
Conductivity	COND	NS	NS	UMHOS/CM	99	99.1	99.8	137	135	232	238	231	169	151	153	362	299	304	153	148	140	229	246	248	203	200	193	135	137	139
Cyanide	57-12-5	**5**	NS	ug/l	<5 U	<5 U	<5 U	<5 U	<5 U	<5 U	4 J	<5 U	<5 U	**11 B**	<5 U	<5 U	**10 B**	<5 U	<5 U	**21**	<5 U	<5 U	**14 B**	<5 U	<5 U	**18 B**	<5 U	<5 U	**8 B**	<5 U
Fluoride	16984-48-8	960	NS	ug/l	<50 U	<50 U	50	90	110	<50 U	<50 U	<50 U	<50 U	<50 U	<50 U	<50 U	<50 U	<50 U	<50 U	<50 U	<50 U	<50 U	<50 U	<50 U	<50 U	<50 U	<50 U	70	50	70
Nitrate + Nitrite (As N)	NN	NS	NS	ug/l	<25 U	NA	NA	275	27	1,130	943	1350	577	401	437 HT	451	517	571 HT	<25 U	NA	<25 U	605	505	592	830	889	1190 HT	<25 U	NA	<25 U
Nitrogen, Nitrate (As N)	14797-55-8	26000	10000	ug/l	<25 U	<25 U	<25 U	244	<25 U	1,130	943	1350	577	382	396 HT	451	517	571 HT	<25 U	<25 U	<25 U	605	505	563	830	889	1190 HT	<25 U	<25 U	<25 U
Nitrogen, Nitrite	14797-65-0	1600	1000	ug/l	<5 U	<5 U	<5 U	31	27	<5 U	<5 U	<5 U	<5 U	19	41 HT	<5 U	<5 U	<5 HT	<5 U	<5 U	<5 U	<5 U	<5 U	29	<5 U	<5 U	<5 HT	<5 U	<5 U	<5 U
pH	PH	NS	NS	pH UNITS	7.1	7	6.4	6.7	6.3	7.1	6.8	6.5	6.8	7.2	6.9	6.9	7.2	6.7	7.4	6.7	6.7	7.5	6.9	6.3	6.8	6.8	6.6	NA	7.1	6.6
Sulfate (As SO4)	14808-79-8	NS	NS	ug/l	2,810	1,800	1,240	840	230	5,620	5,170	6,360	3,900	2,870	3,080	4,570	4,680	4,750	850	170	<100 U	4,150	4,240	4,790	5,430	5,290	5,240	<100 U	150	500
Total Dissolved Solids	TDS	NS	NS	ug/l	103,000	96,000	85,000	128,000	122,000	88,000	144,000	145,000	132,000	109,000	115,000	234,000	170,000	187,000	156,000	118,000	123,000	124,000	119,000	145,000	153,000	126,000	131,000	324,000	115,000	112,000
Turbidity	TURB	NS	999.99	NTU	1.29	1.05	0.89	4.03	7.1	1.01	31.3	0.65	19.5	8.36	27.7	0.2	0.35	1.18	1.52	1.91	1.44	0.42	0.34	0.61	150	84.8	27.2	2.62	3.9	2.29

Notes:
Groundwater results were compared to WA Department of Ecology MTCA Groundwater Cleanup Level* (Feburary 2025) and EPA National Primary Drinking Water MCL (April 2024)
*MTCA Groundwater Cleanup Level is the most stringent of the Groundwater Method A Cleanup Level, Groundwater Method B Cancer Cleanup Level, and Groundwater Method B Noncancer Cleanup Level
CLARC - Cleanup Levels and Risk Calculation
EPA - Environmental Protection Agency
NPDW - National Primary Drinking Water Regulation
MCL - Maximum Contaminant Level
CAS - Chemical Abstract Service
NS - No standard
ug/l - Micrograms per liter
<RL - Not detected
RL - Reporting Limit
NA - Not applicable/Not analyzed

Trichloroethene (TCE)
Based on prior reporting, TCE and arsenic are compared to the MTCA Method A Cleanup Level
Turbidity
999.99 - For systems that use conventional or direct filtration, at no time can turbidity (cloudiness of water) go higher than 1 Nephelometric Turbidity Unit (NTU), and samples for turbidity must be less than or equal to 0.3 NTUs in at least 95 percent of the samples in any month. Systems that use filtration other than the conventional or direct filtration must follow state limits, which must include turbidity at no time exceeding 5 NTUs

Qualifiers:
B - The analyte is detected in the associated blank as well as in the sample.
D - The reported value is from a dilution.
HT or H1 - The sample was analyzed outside of the method specified holding time.
J - The analyte was detected above the method detection limit (MDL), but below the RL; therefore, the result is an estimated concentration.
U - The analyte was analyzed for, but was not detected at a level greater than or equal to the level of the RL or the sample concentration for results impacted by blank contamination.

Exceedance Summary:
10 - Result exceeds MTCA Groundwater Cleanup Level
10 - Result exceeds EPA NPDW MCL

Table 6
Groundwater Sample Analytical Results - Synthetic Organic Compounds (SOCs)
Hawks Prairie Building 1
Lacey, WA
Langan Project No. 791018401

Analyte	CAS Number	MTCA Groundwater Cleanup Level	EPA NPDW MCL	Location	MW-1			MW-2		MW-3A			MW-4			MW-5		
				Sample Name	MW-1_033125	MW-1_090925	MW-1_031126	MW-2_033125	MW-2_031126	MW-3A_032725	MW-3A_090925	MW-3A_030926	MW-4_033125	MW-4_091125	MW-4_031226	MW-5_033125	MW-5_091125	MW-5_031226
				Sample Date	03/31/2025	09/09/2025	3/11/2026	03/31/2025	3/11/2026	03/27/2025	09/09/2025	3/9/2026	03/31/2025	09/11/2025	3/13/2026	03/31/2025	09/11/2025	3/12/2026
				Unit	Result	Result	Result	Result	Result	Result	Result	Result	Result	Result	Result	Result	Result	Result
Pesticides																		
2,4,5-T (Trichlorophenoxyacetic Acid)	93-76-5	160	NS	ug/l	<0.4 U	<0.044 U	<0.400 U	<0.4 U	<0.400 U	<0.4 U	<0.044 U	<0.400 U	<0.4 U	<0.044 U	<0.400 U	<0.4 U	<0.044 U	<0.400 U
2,4-D (Dichlorophenoxyacetic Acid)	94-75-7	160	70	ug/l	<0.1 U	<0.017 U	<0.100 U	<0.1 U	0.105	<0.1 U	0.0361	<0.100 U	<0.1 U	<0.017 U	<0.100 U	<0.1 U	<0.017 U	<0.100 U
2,4-Dichlorophenoxybutyric acid	94-82-6	NS	NS	ug/l	<1 U	<0.381 U	<1.00 U	<1 U	<1.00 U	<1 U	<0.381 U	<1.00 U	<1 U	<0.381 U	<1.00 U	<1 U	<0.381 U	<1.00 U
3,5-Dichlorobenzoic Acid	51-36-5	NS	NS	ug/l	<0.5 U	<0.048 U	<0.500 U	<0.5 U	<0.500 U	<0.5 U	<0.048 U	<0.500 U	<0.5 U	<0.048 U	<0.500 U	<0.5 U	<0.048 U	<0.500 U
3,5-Dimethyl-4-(Methylthio) Phenyl Methylcarbamate	2032-65-7	NS	NS	ug/l	<1 U	<1 U	<1 U	<1 U	<1 U	<1 U	<1 U	<1 U	<1 U	<1 U	<1 U	<1 U	<1 U	<1 U
3-Hydroxycarbofuran	16655-82-6	NS	NS	ug/l	<2 U	<2 U	<2 U	<2 U	<2 U	<2 U	<2 U	<2 U	<2 U	<2 U	<2 U	<2 U	<2 U	<2 U
4,4'-DDD	72-54-8	0.36	NS	ug/l	<0.1 U	<0.019 U	<0.100 U	<0.1 U	<0.100 U	<0.1 U	<0.019 U	<0.100 H1	<0.1 U	<0.019 U	<0.100 U	<0.1 U	<0.019 U	<0.100 U
4,4'-DDE	72-55-9	0.13	NS	ug/l	<0.1 U	<0.0266 U	<0.100 U	<0.1 U	<0.100 U	<0.1 U	<0.0266 U	<0.100 H1	<0.1 U	<0.0266 U	<0.100 U	<0.1 U	<0.0266 U	<0.100 U
4,4'-DDT	50-29-3	0.26	NS	ug/l	<0.1 U	<0.0215 U	<0.100 U	<0.1 U	<0.100 U	<0.1 U	<0.0215 U	<0.100 H1	<0.1 U	<0.0215 U	<0.100 U	<0.1 U	<0.0215 U	<0.100 U
Acenaphthene	83-32-9	480	NS	ug/l	<0.2 U	<0.03 U	<0.2 U	<0.2 U	<0.2 U	<0.2 U	<0.03 U	<0.2 U	<0.2 U	<0.03 U	<0.2 U	<0.2 U	<0.03 U	<0.2 U
Acenaphthylene	208-96-8	NS	NS	ug/l	<0.2 U	<0.024 U	<0.200 U	<0.2 U	<0.200 U	<0.2 U	<0.024 U	<0.200 U	<0.2 U	<0.024 U	<0.200 U	<0.2 U	<0.024 U	<0.200 U
Acifluorfen	50594-66-6	NS	NS	ug/l	<1 U	NA	<1.00 U	<1 U	<1.00 U	<1 U	NA	<1.00 U	<1 U	NA	<1.00 U	<1 U	NA	<1.00 U
Alachlor	15972-60-8	1.6	2	ug/l	<0.2 U	<0.055 U	<0.200 U	<0.2 U	<0.200 U	<0.2 U	<0.055 U	<0.200 U	<0.2 U	<0.055 U	<0.200 U	<0.2 U	<0.055 U	<0.200 U
Aldicarb (Sulfide, Sulfoxide, And Sulfone)	116-06-3	16	NS	ug/l	<0.5 U	<0.5 U	<0.500 U	<0.5 U	<0.500 U	<0.5 U	<0.5 U	<0.500 U	<0.5 U	<0.5 U	<0.500 U	<0.5 U	<0.5 U	<0.500 U
Aldicarb Sulfone	1646-88-4	16	NS	ug/l	<0.8 U	<0.8 U	<0.800 U	<0.8 U	<0.800 U	<0.8 U	<0.8 U	<0.800 U	<0.8 U	<0.8 U	<0.800 U	<0.8 U	<0.8 U	<0.800 U
Aldicarb Sulfoxide	1646-87-3	NS	NS	ug/l	<0.5 U	<0.5 U	<0.500 U	<0.5 U	<0.500 U	<0.5 U	<0.5 U	<0.500 U	<0.5 U	<0.5 U	<0.500 U	<0.5 U	<0.5 U	<0.500 U
Aldrin	309-00-2	0.0026	NS	ug/l	<0.1 U	<0.014 U	<0.100 U	<0.1 U	<0.100 U	<0.1 U	<0.014 U	<0.100 H1	<0.1 U	<0.014 U	<0.100 U	<0.1 U	<0.014 U	<0.100 U
Alpha BHC (Alpha Hexachlorocyclohexane)	319-84-6	0.014	NS	ug/l	<0.1 U	<0.01 U	<0.1 U	<0.1 U	<0.1 U	<0.1 U	<0.01 U	<0.1 H1	<0.1 U	<0.01 U	<0.1 U	<0.1 U	<0.01 U	<0.1 U
Alpha Endosulfan	959-98-8	NS	NS	ug/l	<0.1 U	<0.0142 U	<0.1 U	<0.1 U	<0.1 U	<0.1 U	<0.0142 U	<0.1 H1	<0.1 U	<0.0142 U	<0.1 U	<0.1 U	<0.0142 U	<0.1 U
Anthracene	120-12-7	2400	NS	ug/l	<0.2 U	<0.024 U	<0.200 U	<0.2 U	<0.200 U	<0.2 U	<0.024 U	<0.200 U	<0.2 U	<0.024 U	<0.200 U	<0.2 U	<0.024 U	<0.200 U
Atrazine	1912-24-9	0.38	3	ug/l	<0.1 U	<0.067 U	<0.100 U	<0.1 U	<0.100 U	<0.1 U	<0.067 U	<0.100 U	<0.1 U	<0.067 U	<0.100 U	<0.1 U	<0.067 U	<0.100 U
Baygon	114-26-1	64	NS	ug/l	<1 U	<1 U	<1 U	<1 U	<1 U	<1 U	<1 U	<1 U	<1 U	<1 U	<1 U	<1 U	<1 U	<1 U
Bentazon	25057-89-0	480	NS	ug/l	<0.5 U	<0.092 U	<0.500 U	<0.5 U	<0.500 U	<0.5 U	<0.092 U	<0.500 U	<0.5 U	<0.092 U	<0.500 U	<0.5 U	<0.092 U	<0.500 U
Benzo(a)anthracene	56-55-3	NS	NS	ug/l	<0.2 U	<0.026 U	<0.200 U	<0.2 U	<0.200 U	<0.2 U	<0.026 U	<0.200 U	<0.2 U	<0.026 U	<0.200 U	<0.2 U	<0.026 U	<0.200 U
Benzo(a)pyrene	50-32-8	0.023	0.2	ug/l	<0.02 U	<0.01 U	<0.0200 U	<0.02 U	<0.0200 U	<0.02 U	<0.01 U	<0.0200 U	<0.02 U	<0.01 U	<0.0200 U	<0.02 U	<0.01 U	<0.0200 U
Benzo(b)fluoranthene	205-99-2	NS	NS	ug/l	<0.2 U	<0.055 U	<0.200 U	<0.2 U	<0.200 U	<0.2 U	<0.055 U	<0.200 U	<0.2 U	<0.055 U	<0.200 U	<0.2 U	<0.055 U	<0.200 U
Benzo(g,h,i)Perylene	191-24-2	NS	NS	ug/l	<0.2 U	<0.053 U	<0.2 U	<0.2 U	<0.2 U	<0.2 U	<0.053 U	<0.2 U	<0.2 U	<0.053 U	<0.2 U	<0.2 U	<0.053 U	<0.2 U
Benzo(k)fluoranthene	207-08-9	NS	NS	ug/l	<0.2 U	<0.048 U	<0.200 U	<0.2 U	<0.200 U	<0.2 U	<0.048 U	<0.200 U	<0.2 U	<0.048 U	<0.200 U	<0.2 U	<0.048 U	<0.200 U
Benzyl Butyl Phthalate	85-68-7	46	NS	ug/l	<1 U	<0.063 U	<1.00 U	<1 U	<1.00 U	<1 U	<0.063 U	<1.00 U	<1 U	<0.063 U	<1.00 U	<1 U	<0.063 U	<1.00 U
Beta Bhc (Beta Hexachlorocyclohexane)	319-85-7	0.049	NS	ug/l	<0.1 U	<0.0091 U	<0.1 U	<0.1 U	<0.1 U	<0.1 U	<0.0091 U	<0.1 H1	<0.1 U	<0.0091 U	<0.1 U	<0.1 U	<0.0091 U	<0.1 U
Beta Endosulfan	33213-65-9	NS	NS	ug/l	<0.1 U	<0.0327 U	<0.1 U	<0.1 U	<0.1 U	<0.1 U	<0.0327 U	<0.1 H1	<0.1 U	<0.0327 U	<0.1 U	<0.1 U	<0.0327 U	<0.1 U
Bis(2-ethylhexyl) phthalate	117-81-7	6.3	6	ug/l	<0.6 U	<0.127 U	<0.600 U	<0.6 U	<0.600 U	0.145	0.140	<0.600 U	<0.6 U	0.154	<0.600 U	<0.6 U	<0.127 U	<0.600 U
Bromacil	314-40-9	NS	NS	ug/l	<0.1 U	<0.05 U	<0.100 U	<0.1 U	<0.100 U	<0.1 U	<0.05 U	<0.100 U	<0.1 U	<0.05 U	<0.100 U	<0.1 U	<0.05 U	<0.100 U
Butachlor	23184-66-9	NS	NS	ug/l	<0.1 U	<0.059 U	<0.100 U	<0.1 U	<0.100 U	<0.1 U	<0.059 U	<0.100 U	<0.1 U	<0.059 U	<0.100 U	<0.1 U	<0.059 U	<0.100 U
Carbofuran	1563-66-2	80	40	ug/l	<0.9 U	<0.9 U	<0.900 U	<0.9 U	<0.900 U	<0.9 U	<0.9 U	<0.900 U	<0.9 U	<0.9 U	<0.900 U	<0.9 U	<0.9 U	<0.900 U
Chloramben	133-90-4	240	NS	ug/l	<0.2 U	<0.061 U	<0.2 U	<0.2 U	<0.2 U	<0.2 U	<0.061 U	<0.2 U	<0.2 U	<0.061 U	<0.2 U	<0.2 U	<0.061 U	<0.2 U
Chlordane (alpha and gamma)	57-74-9	NS	2	ug/l	<0.2 U	<0.0715 U	<0.200 U	<0.2 U	<0.200 U	<0.2 U	<0.0715 U	<0.200 H1	<0.2 U	<0.0715 U	<0.200 U	<0.2 U	<0.0715 U	<0.200 U
Chlorpyrifos	2921-88-2	16	NS	ug/l	<0.2 U	<0.059 U	<0.2 U	<0.2 U	<0.2 U	<0.2 U	<0.059 U	<0.2 U	<0.2 U	<0.059 U	<0.2 U	<0.2 U	<0.059 U	<0.2 U
Chrysene	218-01-9	NS	NS	ug/l	<0.2 U	<0.028 U	<0.200 U	<0.2 U	<0.200 U	<0.2 U	<0.028 U	<0.200 U	<0.2 U	<0.028 U	<0.200 U	<0.2 U	<0.028 U	<0.200 U
Cyanazine	21725-46-2	0.1	NS	ug/l	<0.2 U	<0.1 U	<0.2 U	<0.2 U	<0.2 U	<0.2 U	<0.1 U	<0.2 U	<0.2 U	<0.1 U	<0.2 U	<0.2 U	<0.1 U	<0.2 U
Dalapon	75-99-0	480	200	ug/l	<1 U	<0.56 U	<1.00 U	<1 U	<1.00 U	<1 U	<0.56 U	<1.00 U	<1 U	<0.56 U	<1.00 U	<1 U	<0.56 U	<1.00 U
DCPA (Dacthal)	1861-32-1	160	NS	ug/l	<0.02 U	<0.01 U	<0.0200 U	<0.02 U	<0.0200 U	<0.02 U	<0.01 U	<0.0200 U	<0.02 U	<0.01 U	<0.0200 U	<0.02 U	<0.01 U	<0.0200 U
Delta Bhc (Delta Hexachlorocyclohexane)	319-86-8	0.00096	NS	ug/l	<0.1 U	<0.0176 U	<0.1 U	<0.1 U	<0.1 U	<0.1 U	<0.0176 U	<0.1 H1	<0.1 U	<0.0176 U	<0.1 U	<0.1 U	<0.0176 U	<0.1 U
Diazinon	333-41-5	11	NS	ug/l	<0.2 U	<0.05 U	<0.2 U	<0.2 U	<0.2 U	<0.2 U	<0.05 U	<0.2 U	<0.2 U	<0.05 U	<0.2 U	<0.2 U	<0.05 U	<0.2 U
Dibenzo(a,h)anthracene	53-70-3	NS	NS	ug/l	<0.2 U	<0.054 U	<0.2 U	<0.2 U	<0.054 U	<0.2 U	<0.054 U	<0.2 U	<0.2 U	<0.054 U	<0.2 U	<0.2 U	<0.054 U	<0.2 U
Dibutyl phthalate	84-74-2	1600	NS	ug/l	<1 U	<0.047 U	<1.00 U	0.0533	0.126	<1 U	0.0965	<1.00 U	<1 U	<0.047 U	<1.00 U	0.0572	<0.047 U	<1.00 U
Dicamba	1918-00-9	480	NS	ug/l	<0.2 U	<0.03 U	<0.200 U	<0.2 U	0.0319	<0.2 U	<0.03 U	<0.200 U	<0.2 U	<0.03 U	<0.200 U	<0.2 U	<0.03 U	<0.200 U
Dichloroprop	120-36-5	NS	NS	ug/l	<0.5 U	<0.145 U	<0.500 U	<0.5 U	<0.500 U	<0.5 U	<0.145 U	<0.500 U	<0.5 U	<0.145 U	<0.500 U	<0.5 U	<0.145 U	<0.500 U
Dieldrin	60-57-1	0.0055	NS	ug/l	<0.1 U	<0.0201 U	<0.100 U	<0.1 U	<0.100 U	<0.1 U	<0.0201 U	<0.100 H1	<0.1 U	<0.0201 U	<0.100 U	<0.1 U	<0.0201 U	<0.100 U
Diethyl phthalate	84-66-2	13000	NS	ug/l	0.136	0.173	<1.00 U	0.0791	<1.00 U	<1 U	0.455	<1.00 U	0.365	0.125	<1.00 U	1.41	0.145	<1.00 U
Dimethyl phthalate	131-11-3	NS	NS	ug/l	0.0449	<0.035 U	<1.00 U	<1 U	<1.00 U	<1 U	<0.035 U	<1.00 U	<1 U	0.0363	<1.00 U	0.387	0.0366	<1.00 U
Dinoseb	88-85-7	16	7	ug/l	<0.2 U	<0.049 U	<0.200 U	<0.2 U	<0.200 U	<0.2 U	<0.049 U	<0.200 U	<0.2 U	<0.049 U	<0.200 U	<0.2 U	<0.049 U	<0.200 U
Dioctyl Adipate	103-23-1	73	400	ug/l	<0.6 U	<0.069 U	<0.600 U	<0.6 U	<0.600 U	<0.6 U	<0.069 U	<0.600 U	<0.6 U	<0.069 U	<0.600 U	<0.6 U	<0.069 U	<0.600 U
Diquat	85-00-7	NS	20	ug/l	<0.4 U	<0.4 U	<0.400 U	<0.4 U	<0.400 U	<0.4 U	<0.4 U	<0.400 H1	<0.4 U	<0.4 U	<0.400 U	<0.4 U	<0.4 U	<0.400 U
Endosulfan Sulfate	1031-07-8	96	NS	ug/l	<0.1 U	<0.0242 U	<0.1 U	<0.1 U	<0.1 U	<0.1 U	<0.0242 U	<0.1 H1	<0.1 U	<0.0242 U	<0.1 U	<0.1 U	<0.0242 U	<0.1 U
Endothal	145-73-3	320	100	ug/l	<9 U	<9 U	<9.00 U	<9 U	<9.00 U	<9 U	<9 U	<9.00 H1	<9 U	<9 U	<9.00 U	<9 U	<9 U	<9.00 U
Endrin	72-20-8	4.8	2	ug/l	<0.01 U	<0.0052 U	<0.0100 U	<0.01 U	<0.0100 U	<0.01 U	<0.0052 U	<0.0100 H1	<0.01 U	<0.0052 U	<0.0100 U	<0.01 U	<0.0052 U	<0.0100 U
Endrin Aldehyde	7421-93-4	NS	NS	ug/l	<0.1 U	<0.0202 U	<0.1 U	<0.1 U	<0.1 U	<0.1 U	<0.0202 U	<0.1 H1	<0.1 U	<0.0202 U	<0.1 U	<0.1 U	<0.0202 U	<0.1 U
Endrin Ketone	53494-70-5	NS	NS	ug/l	<0.1 U	<0.0242 U	<0.1 U	<0.1 U	<0.1 U	<0.1 U	<0.0242 U	<0.1 H1	<0.1 U	<0.0242 U	<0.1 U	<0.1 U	<0.0242 U	<0.1 U
Fluoranthene	206-44-0	640	NS	ug/l	<0.2 U	<0.03 U	<0.2 U	<0.2 U	<0.2 U	<0.2 U	<0.03 U	<0.2 U	<0.2 U	<0.03 U	<0.2 U	<0.2 U	<0.03 U	<0.2 U
Fluorene	86-73-7	320	NS	ug/l	<0.2 U	<0.035 U	<0.200 U	<0.2 U	<0.200 U	<0.2 U	<0.035 U	<0.200 U	<0.2 U	<0.035 U	<0.200 U	<0.2 U	<0.035 U	<0.200 U
Gamma Bhc (Lindane)	58-89-9	0.08	0.2	ug/l	<0.02 U	<0.0032 U	<0.0200 U	<0.02 U	<0.0200 U	<0.02 U	<0.0032 U	<0.0200 H1	<0.02 U	<0.0032 U	<0.0200 U	<0.02 U	<0.0032 U	<0.0200 U
Glyphosate	1071-83-6	1600	700	ug/l	<5 U	<5 U	<5.00 U	<5 U	<5.00 U	<5 U	<5 U	<5.00 U	<5 U	<5 U	<5.00 U	<5 U	<5 U	<5.00 U
Heptachlor	76-44-8	0.0097	0.4	ug/l	<0.04 U	<0.0068 U	<0.0400 U	<0.04 U	<0.0400 U	<0.04 U	<0.0068 U	<0.0400 H1	<0.04 U	<0.0068 U	<0.0400 U	<0.04 U	<0.0068 U	<0.0400 U
Heptachlor Epoxide	1024-57-3	0.0048	0.2	ug/l	<0.02 U	<0.007 U	<0.0200 U	<0.02 U	<0.0200 U	<0.02 U	<0.007 U	<0.0200 H1	<0.02 U	<0.007 U	<0.0200 U	<0.02 U	<0.007 U	<0.0200 U
Hexachlorobenzene	118-74-1	0.027	1	ug/l	<0.1 U	<0.037 U	<0.100 U	<0.1 U	<0.100 U	<0.1 U	<0.037 U	<0.100 U	<0.1 U	<0.037 U	<0.100 U	<0.1 U	<0.037 U	<0.100 U
Hexachlorocyclopentadiene	77-47-4	48	50	ug/l	<0.1 U	<0.041 U	<0.100 U	<0.1 U	<0.100 U	<0.1 U	<0.041 U	<0.100 U	<0.1 U	<0.041 U	<0.100 U	<0.1 U	<0.041 U	<0.100 U
Indeno(1,2,3-cd)pyrene	193-39-5	NS	NS	ug/l	<0.2 U	<0.051 U	<0.2 U	<0.2 U	<0.2 U	<0.2 U	<0.051 U	<0.2 U	<0.2 U	<0.051 U	<0.2 U	<0.2 U	<0.051 U	<0.2 U
Malathion	121-75-5	320	NS	ug/l	<0.2 U	<0.069 U	<0.2 U	<0.2 U	<0.2 U	<0.2 U	<0.069 U	<0.2 U	<0.2 U	<0.069 U	<0.2 U	<0.2 U	<0.069 U	<0.2 U
MCPA	94-74-6	8	NS	ug/l	<0.2 U	<0.1 U	<0.2 U	<0.2 U	<0.2 U	<0.2 U	<0.1 U	<0.2 U	<0.2 U	<0.1 U	<0.2 U	<0.2 U	<0.1 U	<0.2 U
Methomyl	16752-77-5	400	NS	ug/l	<4 U	<4.00 U	<4 U	<4 U	<4.00 U	<4 U	<4.00 U	<4.00 H1	<4 U	<4 U	<4.00 U	<4 U	<4 U	<4.00 U
Methoxychlor	72-43-5	80	40	ug/l	<0.1 U	<0.0262 U	<0.100 U	<0.1 U	<0.100 U	<0.1 U	<0.0262 U	<0.100 U	<0.1 U	<0.0262 U	<0.100 U	<0.1 U	<0.0262 U	<0.100 U
Metolachlor	51218-45-2	2400	NS	ug/l	<0.1 U	<0.055 U	<0.100 U	<0.1 U	<0.100 U	<0.1 U	<0.055 U	<0.100 U	<0.1 U	<0.055 U	<0.100 U	<0.1 U	<0.055 U	<0.100 U
Metribuzin	21087-64-9	400	NS	ug/l	<0.1 U	<0.057 U	<0.100 U	<0.1 U	<0.100 U	<0.1 U	<0.057 U	<0.100 U	<0.1 U	<0.057 U	<0.100 U	<0.1 U	<0.057 U	<0.100 U
Molinate	2212-67-1	32	NS	ug/l	<0.1 U	<0.059 U	<0.100 U	<0.1 U	<0.100 U	<0.1 U	<0.059 U	<0.100 U	<0.1 U	<0.059 U	<0.100 U	<0.1 U	<0.059 U	<0.100 U
Oxamyl	23135-22-0	400	200	ug/l	<2 U	<2 U	<2.00 U	<2 U	<2.00 U	<2 U	<2 U	<2.00 U	<2 U	<2 U	<2.00 U	<2 U	<2 U	<2.00 U
Parathion, Ethyl	56-38-2	96	NS	ug/l	<0.2 U	<0.1 U	<0.2 U	<0.2 U	<0.2 U	<0.2 U	<0.1 U	<0.2 U	<0.2 U	<0.1 U	<0.2 U	<0.2 U	<0.1 U	<0.2 U
Pendimethalin	40487-42-1	4800	NS	ug/l	<0.2 U	<0.03 U	<0.2 U	<0.2 U	<0.2 U	<0.2 U	<0.03 U	<0.2 U	<0.2 U	<0.03 U	<0.2 U	<0.2 U	<0.03 U	<0.2 U
Pentachlorophenol	87-86-5	0.22	1	ug/l	<0.04 U	<0.015 U	<0.0400 U	<0.04 U	<0.0400 U	<0.04 U	<0.015 U	<0.0400 U	<0.04 U	<0.015 U	<0.0400 U	<0.04 U	<0.015 U	<0.0400 U
Permethrin	52645-53-1	800	NS	ug/l	<0.2 U	<0.032 U	<0.2 U	<0.2 U	<0.2 U	<0.2 U	<0.032 U	<0.2 U	<0.2 U	<0.032 U	<0.2 U	<0.2 U	<0.032 U	<0.2 U
Phenanthrene	85-01-8	NS	NS	ug/l	<0.2 U	<0.049 U	<0.200 U	<0.2 U	<0.200 U	<0.2 U	<0.049 U	<0.200 U	<0.2 U	<0.049 U	<0.200 U	<0.2 U	<0.049 U	<0.200 U
Picloram	1918-02-1	1100	500	ug/l	<0.1 U	<0.016 U	<0.100 U	<0.1 U	<0.100 U	<0.1 U	<0.016 U	<0.100 U	<0.1 U	<0.016 U	<0.100 U	<0.1 U	<0.016 U	<0.100 U
Prometon	1610-18-0	240	NS	ug/l	<0.2 U	<0.0299 U	<0.2 U	<0.2 U	<0.2 U	<0.2 U	<0.0299 U	<0.2 U	<0.2 U	<0.0299 U	<0.2 U	<0.2 U	<0.0299 U	<0.2 U
Pronamide	23950-58-5	1200	NS	ug/l	<0.2 U	<0.1 U	<0.2 U	<0.2 U	<0.2 U	<0.2 U	<0.1 U	<0.2 U	<0.2 U	<0.1 U	<0.2 U	<0.2 U	<0.1 U	<0.2 U
Propachlor	1918-16-7	210	NS	ug/l	<0.1 U	<0.054 U	<0.100 U	<0.1 U	<0.100 U	<0.1 U	<0.054 U	<0.100 U	<0.1 U	<0.054 U	<0.100 U	<0.1 U	<0.054 U	<0.100 U
Propanil	709-98-8	80	NS	ug/l	NA	<0.239 U	<NA U	NA	<NA U	NA	<0.239 U	<NA U	NA	<0.239 U	<NA U	NA	<0.239 U	<NA U
Pyrene	129-00-0	240	NS	ug/l	<0.2 U	<0.043 U	<0.200 U	<0.2 U	<0.200 U	<0.2 U	<0.043 U	<0.200 U	<0.2 U	<0.043 U	<0.200 U	<0.2 U	<0.043 U	<0.200 U
S-Ethyl Di-N,N-Propylthiocarbamate	759-94-4	400	NS	ug/l	<0.1 U	NA	<0.100 U	<0.1 U	<0.100 U	NA	NA	<0.100 U	<0.1 U	NA	<0.100 U	<0.1 U	NA	<0.100 U
Sevin (Carbaryl)	63-25-2	1600	NS	ug/l	<2 U	<2 U	<2.00 U	<2 U	<2.00 U	<2 U	<2 U	<2.00 U	<2 U	<2 U	<2.00 U	<2 U	<2 U	<2.00 U
Silvex (2,4,5-Tp)	93-72-1	130	50	ug/l	<0.2 U	<0.045 U	<0.200 U	<0.2 U	<0.200 U	<0.2 U	<0.045 U	<0.200 U	<0.2 U	<0.045 U	<0.200 U	<0.2 U	<0.045 U	<0.200 U
Simazine	122-34-9	0.73	4	ug/l	<0.07 U	<0.063 U	<0.0700 U	<0.07 U	<0.0700 U	<0.07 U	<0.063 U	<0.0700 U	<0.07 U	<0.063 U	<0.0700 U	<0.07 U	<0.063 U	<0.0700 U
Terbacil	5902-51-2	210	NS	ug/l	<0.1 U	<0.079 U	<0.100 U	<0.1 U	<0.100 U	<0.1 U	<0.079 U	<0.100 U	<0.1 U	<0.079 U	<0.100 U	<0.1 U	<0.079 U	<0.100 U
Toxaphene	8001-35-2	0.08	3	ug/l	<1 U	<0.227 U	<1.00 U	<1 U	<1.00 U	<1 U	<0.227 U	<1.00 H1	<1 U	<0.227 U	<1.00 U	<1 U	<0.227 U	<1.00 U
Triadimefon	43121-43-3	540	NS	ug/l	<0.2 U	<0.175 U	<0.2 U	<0.2 U	<0.2 U	<0.2 U	<0.175 U	<0.2 U	<0.2 U	<0.175 U	<0.2 U	<0.2 U	<0.175 U	<0.2 U
Trifluralin	1582-09-8	5.7	NS	ug/l	<0.1 U	<0.049 U	<0.100 U	<0.1 U	<0.100 U	<0.1 U	<0.049 U	<0.100 U	<0.1 U	<0.049 U	<0.100 U	<0.1 U	<0.049 U	<0.100 U
Polychorinated Biphenyls																		
PCB-1016 (Aroclor 1016)	12674-11-2	0.56	NS	ug/l	<0.08 U	<0.0422 U	<0.0800 U	<0.08 U	<0.0800 U	<0.08 U	<0.0422 U	<0.0800 H1	<0.08 U	<0.0422 U	<0.0800 U	<0.08 U	<0.0422 U	<0.0800 U
PCB-1221 (Aroclor 1221)	11104-28-2	NS	NS	ug/l	<20 U	<0.5 U	<20.0 U	<20 U	<20.0 U	<20 U	<0.5 U	<20.0 H1	<20 U	<0.5 U	<20.0 U	<20 U	<0.5 U	<20.0 U
PCB-1232 (Aroclor 1232)	11141-16-5	NS	NS	ug/l	<0.5 U	<0.1 U	<0.500 U	<0.5 U	<0.500 U	<0.5 U	<0.1 U	<0.500 H1	<0.5 U	<0.1 U	<0.500 U	<0.5 U	<0.1 U	<0.500 U
PCB-1242 (Aroclor 1242)	53469-21-9	NS	NS	ug/l	<0.3 U	<0.1 U	<0.300 U	<0.3 U	<0.300 U	<0.3 U	<0.1 U	<0.300 H1	<0.3 U	<0.1 U	<0.300 U	<0.3 U	<0.1 U	<0.300 U
PCB-1248 (Aroclor 1248)	12672-29-6	NS	NS	ug/l	<0.1 U	<0.1 U	<0.100 U	<0.1 U	<0.100 U	<0.1 U	<0.1 U	<0.100 H1	<0.1 U	<0.1 U	<0.100 U	<0.1 U	<0.1 U	<0.100 U
PCB-1254 (Aroclor 1254)	11097-69-1	0.022	NS	ug/l	<0.1 U	<0.1 U	<0.100 U	<0.1 U	<0.100 U	<0.1 U	<0.1 U	<0.100 H1	<0.1 U	<0.1 U	<0.100 U	<0.1 U	<0.1 U	<0.100 U
PCB-1260 (Aroclor 1260)	11096-82-5	0.022	NS	ug/l	<0.2 U	<0.0375 U	<0.200 U	<0.2 U	<0.200 U	<0.2 U	<0.0375 U	<0.200 H1	<0.2 U	<0.0375 U	<0.200 U	<0.2 U	<0.0375 U	<0.200 U
Total PCBs	1336-36-3	0.022	0.5	ug/l	<0.5 U	<0.095 U	<0.500 U	<0.5 U	<0.500 U	<0.5 U	<0.095 U	<0.500 H1	<0.5 U	<0.095 U	<0.500 U	<0.5 U	<0.095 U	<0.500 U
Petroleum Hydrocarbons																		
Total Petroleum Hydrocarbons	TPH	NS	NS	ug/l	NA	<0.056 U	NA	NA	NA	NA	<0.056 U	NA	NA	<0.056 U	NA	NA	<0.056 U	NA

LANGAN

Table 6
Groundwater Sample Analytical Results - Synthetic Organic Compounds (SOCs)
Hawks Prairie Building 1
Lacey, WA
Langan Project No. 791018401

Analyte	CAS Number	MTCA Groundwater Cleanup Level	EPA NPDW MCL	Location	MW-6			MW-7			MW-8			MW-9		
				Sample Name	MW-6_032625	MW-6_091025	MW-6_031026	MW-7_032625	MW-7_091025	MW-7_031126	MW-8_040125	MW-8_091025	MW-8_031226	MW-9_040125	MW-9_091025	MW-9_031026
				Sample Date	03/26/2025	09/10/2025	3/10/2026	03/26/2025	09/10/2025	3/11/2026	04/01/2025	09/10/2025	3/12/2026	04/01/2025	09/10/2025	3/10/2026
				Unit	Result	Result	Result	Result	Result	Result	Result	Result	Result	Result	Result	Result
Pesticides																
2,4,5-T (Trichlorophenoxyacetic Acid)	93-76-5	160	NS	ug/l	<0.4 U	<0.044 U	<0.400 U	<0.4 U	<0.044 U	<0.400 U	<0.4 U	<0.044 U	<0.400 U	<0.4 U	<0.044 U	<0.400 U
2,4-D (Dichlorophenoxyacetic Acid)	94-75-7	160	70	ug/l	<0.1 U	0.063	<0.100 U	<0.1 U	<0.017 U	<0.100 U	<0.1 U	<0.017 U	<0.100 U	<0.1 U	<0.017 U	<0.100 U
2,4-Dichlorophenoxybutyric acid	94-82-6	NS	NS	ug/l	<1 U	<0.381 U	<1.00 U	<1 U	<0.381 U	<1.00 U	<1 U	<0.381 U	<1.00 U	<1 U	<0.381 U	<1.00 U
3,5-Dichlorobenzoic Acid	51-36-5	NS	NS	ug/l	<0.5 U	<0.048 U	<0.500 U	<0.5 U	<0.048 U	<0.500 U	<0.5 U	<0.048 U	<0.500 U	<0.5 U	<0.048 U	<0.500 U
3,5-Dimethyl-4-(Methylthio) Phenyl Methylcarbamate	2032-65-7	NS	NS	ug/l	<1 U	<1 U	<1 U	<1 U	<1 U	<1 U	<1 U	<1 U	<1 U	<1 U	<1 U	<1 U
3-Hydroxycarbofuran	16655-82-6	NS	NS	ug/l	<2 U	<2 U	<2 U	<2 U	<2 U	<2 U	<2 U	<2 U	<2 U	<2 U	<2 U	<2 U
4,4'-DDD	72-54-8	0.36	NS	ug/l	<0.1 U	<0.019 U	<0.100 U	<0.1 U	<0.019 U	<0.100 U	<0.1 U	<0.019 U	<0.100 U	<0.1 U	<0.019 U	<0.100 U
4,4'-DDE	72-55-9	0.13	NS	ug/l	<0.1 U	<0.0266 U	<0.100 U	<0.1 U	<0.0266 U	<0.100 U	<0.1 U	<0.0266 U	<0.100 U	<0.1 U	<0.0266 U	<0.100 U
4,4'-DDT	50-29-3	0.26	NS	ug/l	<0.1 U	<0.0215 U	<0.100 U	<0.1 U	<0.0215 U	<0.100 U	<0.1 U	<0.0215 U	<0.100 U	<0.1 U	<0.0215 U	<0.100 U
Acenaphthene	83-32-9	480	NS	ug/l	<0.2 U	<0.03 U	<0.2 U	<0.2 U	<0.03 U	<0.2 U	<0.2 U	<0.03 U	<0.2 U	<0.2 U	<0.03 U	<0.2 U
Acenaphthylene	208-96-8	NS	NS	ug/l	<0.2 U	<0.024 U	<0.200 U	<0.2 U	<0.024 U	<0.200 U	<0.2 U	<0.024 U	<0.200 U	<0.2 U	<0.024 U	<0.200 U
Acifluorfen	50594-66-6	NS	NS	ug/l	<1 U	NA	<1.00 U	<1 U	NA	<1.00 U	<1 U	NA	<1.00 U	<1 U	NA	<1.00 U
Alachlor	15972-60-8	1.6	2	ug/l	<0.2 U	<0.055 U	<0.200 U	<0.2 U	<0.055 U	<0.200 U	<0.2 U	<0.055 U	<0.200 U	<0.2 U	<0.055 U	<0.200 U
Aldicarb (Sulfide, Sulfoxide, And Sulfone)	116-06-3	16	NS	ug/l	<0.5 U	<0.5 U	<0.500 U	<0.5 U	<0.5 U	<0.500 U	<0.5 U	<0.5 U	<0.500 U	<0.5 U	<0.5 U	<0.500 U
Aldicarb Sulfone	1646-88-4	16	NS	ug/l	<0.8 U	<0.8 U	<0.800 U	<0.8 U	<0.8 U	<0.800 U	<0.8 U	<0.8 U	<0.800 U	<0.8 U	<0.8 U	<0.800 U
Aldicarb Sulfoxide	1646-87-3	NS	NS	ug/l	<0.5 U	<0.5 U	<0.500 U	<0.5 U	<0.5 U	<0.500 U	<0.5 U	<0.5 U	<0.500 U	<0.5 U	<0.5 U	<0.500 U
Aldrin	309-00-2	0.0026	NS	ug/l	<0.1 U	<0.014 U	<0.100 U	<0.1 U	<0.014 U	<0.100 U	<0.1 U	<0.014 U	<0.100 U	<0.1 U	<0.014 U	<0.100 U
Alpha BHC (Alpha Hexachlorocyclohexane)	319-84-6	0.014	NS	ug/l	<0.1 U	<0.01 U	<0.1 U	<0.1 U	<0.01 U	<0.1 U	<0.1 U	<0.01 U	<0.1 U	<0.1 U	<0.01 U	<0.1 U
Alpha Endosulfan	959-98-8	NS	NS	ug/l	<0.1 U	<0.0142 U	<0.1 U	<0.1 U	<0.0142 U	<0.1 U	<0.1 U	<0.0142 U	<0.1 U	<0.1 U	<0.0142 U	<0.1 U
Anthracene	120-12-7	2400	NS	ug/l	<0.2 U	<0.024 U	<0.200 U	<0.2 U	<0.024 U	<0.200 U	<0.2 U	<0.024 U	<0.200 U	<0.2 U	<0.024 U	<0.200 U
Atrazine	1912-24-9	0.38	3	ug/l	<0.1 U	<0.067 U	<0.100 U	<0.1 U	<0.067 U	<0.100 U	<0.1 U	<0.067 U	<0.100 U	<0.1 U	<0.067 U	<0.100 U
Baygon	114-26-1	64	NS	ug/l	<1 U	<1 U	<1 U	<1 U	<1 U	<1 U	<1 U	<1 U	<1 U	<1 U	<1 U	<1 U
Bentazon	25057-89-0	480	NS	ug/l	<0.5 U	<0.092 U	<0.500 U	<0.5 U	<0.092 U	<0.500 U	<0.5 U	<0.092 U	<0.500 U	<0.5 U	<0.092 U	<0.500 U
Benzo(a)anthracene	56-55-3	NS	NS	ug/l	<0.2 U	<0.026 U	<0.200 U	0.128	<0.026 U	<0.200 U	<0.2 U	<0.026 U	<0.200 U	<0.2 U	<0.026 U	<0.200 U
Benzo(a)pyrene	50-32-8	0.023	0.2	ug/l	<0.02 U	<0.01 U	<0.0200 U	<0.02 U	<0.01 U	<0.0200 U	<0.02 U	<0.01 U	<0.0200 U	<0.02 U	<0.01 U	<0.0200 U
Benzo(b)fluoranthene	205-99-2	NS	NS	ug/l	<0.2 U	<0.055 U	<0.200 U	<0.2 U	<0.055 U	<0.200 U	<0.2 U	<0.055 U	<0.200 U	<0.2 U	<0.055 U	<0.200 U
Benzo(g,h,i)Perylene	191-24-2	NS	NS	ug/l	<0.2 U	<0.053 U	<0.2 U	<0.2 U	<0.053 U	<0.2 U	<0.2 U	<0.053 U	<0.2 U	<0.2 U	<0.053 U	<0.2 U
Benzo(k)fluoranthene	207-08-9	NS	NS	ug/l	<0.2 U	<0.048 U	<0.200 U	<0.2 U	<0.048 U	<0.200 U	<0.2 U	<0.048 U	<0.200 U	<0.2 U	<0.048 U	<0.200 U
Benzyl Butyl Phthalate	85-68-7	46	NS	ug/l	<1 U	<0.063 U	<1.00 U	<1 U	<0.063 U	<1.00 U	<1 U	<0.063 U	<1.00 U	<1 U	<0.063 U	<1.00 U
Beta Bhc (Beta Hexachlorocyclohexane)	319-85-7	0.049	NS	ug/l	<0.1 U	<0.0091 U	<0.1 U	<0.1 U	<0.0091 U	<0.1 U	<0.1 U	<0.0091 U	<0.1 U	<0.1 U	<0.0091 U	<0.1 U
Beta Endosulfan	33213-65-9	NS	NS	ug/l	<0.1 U	<0.0327 U	<0.1 U	<0.1 U	<0.0327 U	<0.1 U	<0.1 U	<0.0327 U	<0.1 U	<0.1 U	<0.0327 U	<0.1 U
Bis(2-ethylhexyl) phthalate	117-81-7	6.3	6	ug/l	<0.6 U	0.144	0.173	<0.6 U	<0.127 U	<0.600 U	<0.6 U	0.133	<0.600 U	<0.6 U	<0.127 U	<0.600 U
Bromacil	314-40-9	NS	NS	ug/l	<0.1 U	<0.05 U	<0.100 U	<0.1 U	<0.05 U	<0.100 U	<0.1 U	<0.05 U	<0.100 U	<0.1 U	<0.05 U	<0.100 U
Butachlor	23184-66-9	NS	NS	ug/l	<0.1 U	<0.059 U	<0.100 U	<0.1 U	<0.059 U	<0.100 U	<0.1 U	<0.059 U	<0.100 U	<0.1 U	<0.059 U	<0.100 U
Carbofuran	1563-66-2	80	40	ug/l	<0.9 U	<0.9 U	<0.900 U	<0.9 U	<0.9 U	<0.900 U	<0.9 U	<0.9 U	<0.900 U	<0.9 U	<0.9 U	<0.900 U
Chloramben	133-90-4	240	NS	ug/l	<0.2 U	<0.061 U	<0.2 U	<0.2 U	<0.061 U	<0.2 U	<0.2 U	<0.061 U	<0.2 U	<0.2 U	<0.061 U	<0.2 U
Chlordane (alpha and gamma)	57-74-9	NS	2	ug/l	<0.2 U	<0.0715 U	<0.200 U	<0.2 U	<0.0715 U	<0.200 U	<0.2 U	<0.0715 U	<0.200 U	<0.2 U	<0.0715 U	<0.200 U
Chlorpyrifos	2921-88-2	16	NS	ug/l	<0.2 U	<0.059 U	<0.2 U	<0.2 U	<0.059 U	<0.2 U	<0.2 U	<0.059 U	<0.2 U	<0.2 U	<0.059 U	<0.2 U
Chrysene	218-01-9	NS	NS	ug/l	<0.2 U	<0.028 U	<0.200 U	<0.2 U	<0.028 U	<0.200 U	<0.2 U	<0.028 U	<0.200 U	<0.2 U	<0.028 U	<0.200 U
Cyanazine	21725-46-2	0.1	NS	ug/l	<0.2 U	<0.1 U	<0.2 U	<0.2 U	<0.1 U	<0.2 U	<0.2 U	<0.1 U	<0.2 U	<0.2 U	<0.1 U	<0.2 U
Dalapon	75-99-0	480	200	ug/l	<1 U	<0.56 U	<1.00 U	<1 U	<0.56 U	<1.00 U	<1 U	<0.56 U	<1.00 U	<1 U	<0.56 U	<1.00 U
DCPA (Dacthal)	1861-32-1	160	NS	ug/l	<0.02 U	<0.01 U	<0.0200 U	<0.02 U	<0.01 U	<0.0200 U	<0.02 U	<0.01 U	<0.0200 U	<0.02 U	<0.01 U	<0.0200 U
Delta Bhc (Delta Hexachlorocyclohexane)	319-86-8	0.00096	NS	ug/l	<0.1 U	<0.0176 U	<0.1 U	<0.1 U	<0.0176 U	<0.1 U	<0.1 U	<0.0176 U	<0.1 U	<0.1 U	<0.0176 U	<0.1 U
Diazinon	333-41-5	11	NS	ug/l	<0.2 U	<0.05 U	<0.2 U	<0.2 U	<0.05 U	<0.2 U	<0.2 U	<0.05 U	<0.2 U	<0.2 U	<0.05 U	<0.2 U
Dibenz(a,h)anthracene	53-70-3	NS	NS	ug/l	<0.2 U	<0.054 U	<0.2 U	<0.2 U	<0.054 U	<0.2 U	<0.2 U	<0.054 U	<0.2 U	<0.2 U	<0.054 U	<0.2 U
Dibutyl phthalate	84-74-2	1600	NS	ug/l	0.0612	<0.047 U	0.119	0.0503	<0.047 U	<1.00 U	0.0559	<0.047 U	<1.00 U	0.0548	<0.047 U	<1.00 U
Dicamba	1918-00-9	480	NS	ug/l	<0.2 U	<0.03 U	<0.200 U	<0.2 U	<0.03 U	<0.200 U	<0.2 U	0.141	<0.200 U	<0.2 U	<0.03 U	<0.200 U
Dichloroprop	120-36-5	NS	NS	ug/l	<0.5 U	<0.145 U	<0.500 U	<0.5 U	<0.145 U	<0.500 U	<0.5 U	<0.145 U	<0.500 U	<0.5 U	<0.145 U	<0.500 U
Dieldrin	60-57-1	0.0055	NS	ug/l	<0.1 U	<0.0201 U	<0.100 U	<0.1 U	<0.0201 U	<0.100 U	<0.1 U	<0.0201 U	<0.100 U	<0.1 U	<0.0201 U	<0.100 U
Diethyl phthalate	84-66-2	13000	NS	ug/l	0.0946	0.120	<1.00 U	0.0899	<0.055 U	<1.00 U	1.52	0.0984	<1.00 U	1.17	0.132	<1.00 U
Dimethyl phthalate	131-11-3	NS	NS	ug/l	<1 U	<0.035 U	<1.00 U	<1 U	<0.035 U	<1.00 U	0.0577	<0.035 U	<1.00 U	<1 U	0.0375	<1.00 U
Dinoseb	88-85-7	16	7	ug/l	<0.2 U	<0.049 U	<0.200 U	<0.2 U	<0.049 U	<0.200 U	<0.2 U	<0.049 U	<0.200 U	<0.2 U	<0.049 U	<0.200 U
Dioctyl Adipate	103-23-1	73	400	ug/l	<0.6 U	<0.069 U	<0.600 U	<0.6 U	<0.069 U	<0.600 U	<0.6 U	<0.069 U	<0.600 U	<0.6 U	<0.069 U	<0.600 U
Diquat	85-00-7	NS	20	ug/l	<0.4 U	<0.399 U	<0.400 U	<0.4 U	<0.399 U	<0.400 U	<0.4 U	<0.4 U	<0.400 U	<0.4 U	<0.399 U	<0.400 U
Endosulfan Sulfate	1031-07-8	96	NS	ug/l	<0.1 U	<0.0242 U	<0.1 U	<0.1 U	<0.0242 U	<0.1 U	<0.1 U	<0.0242 U	<0.1 U	<0.1 U	<0.0242 U	<0.1 U
Endothal	145-73-3	320	100	ug/l	<9 U	<9 U	<9.00 U	<9 U	<9 U	<9.00 U	<9 U	<9 U	<9.00 U	<9 U	<9 U	<9.00 U
Endrin	72-20-8	4.8	2	ug/l	<0.01 U	<0.0052 U	<0.0100 U	<0.01 U	<0.0052 U	<0.0100 U	<0.01 U	<0.0052 U	<0.0100 U	<0.01 U	<0.0052 U	<0.0100 U
Endrin Aldehyde	7421-93-4	NS	NS	ug/l	<0.1 U	<0.0202 U	<0.1 U	<0.1 U	<0.0202 U	<0.1 U	<0.1 U	<0.0202 U	<0.1 U	<0.1 U	<0.0202 U	<0.1 U
Endrin Ketone	53494-70-5	NS	NS	ug/l	<0.1 U	<0.0242 U	<0.1 U	<0.1 U	<0.0242 U	<0.1 U	<0.1 U	<0.0242 U	<0.1 U	<0.1 U	<0.0242 U	<0.1 U
Fluoranthene	206-44-0	640	NS	ug/l	<0.2 U	<0.03 U	<0.2 U	<0.2 U	<0.03 U	<0.2 U	<0.2 U	<0.03 U	<0.2 U	<0.2 U	<0.03 U	<0.2 U
Fluorene	86-73-7	320	NS	ug/l	<0.2 U	<0.035 U	<0.200 U	<0.2 U	<0.035 U	<0.200 U	<0.2 U	<0.035 U	<0.200 U	<0.2 U	<0.035 U	<0.200 U
Gamma Bhc (Lindane)	58-89-9	0.08	0.2	ug/l	<0.02 U	<0.0032 U	<0.0200 U	<0.02 U	<0.0032 U	<0.0200 U	<0.02 U	<0.0032 U	<0.0200 U	<0.02 U	<0.0032 U	<0.0200 U
Glyphosate	1071-83-6	1600	700	ug/l	<5 U	<5 U	<5.00 U	<5 U	<5 U	<5.00 U	<5 U	<5 U	<5.00 U	<5 U	<5 U	<5.00 U
Heptachlor	76-44-8	0.0097	0.4	ug/l	<0.04 U	<0.0068 U	<0.0400 U	<0.04 U	<0.0068 U	<0.0400 U	<0.04 U	<0.0068 U	<0.0400 U	<0.04 U	<0.0068 U	<0.0400 U
Heptachlor Epoxide	1024-57-3	0.0048	0.2	ug/l	<0.02 U	<0.007 U	<0.0200 U	<0.02 U	<0.007 U	<0.0200 U	<0.02 U	<0.007 U	<0.0200 U	<0.02 U	<0.007 U	<0.0200 U
Hexachlorobenzene	118-74-1	0.027	1	ug/l	<0.1 U	<0.037 U	<0.100 U	<0.1 U	<0.037 U	<0.100 U	<0.1 U	<0.037 U	<0.100 U	<0.1 U	<0.037 U	<0.100 U
Hexachlorocyclopentadiene	77-47-4	48	50	ug/l	<0.1 U	<0.041 U	<0.100 U	<0.1 U	<0.041 U	<0.100 U	<0.1 U	<0.041 U	<0.100 U	<0.1 U	<0.041 U	<0.100 U
Indeno(1,2,3-cd)pyrene	193-39-5	NS	NS	ug/l	<0.2 U	<0.051 U	<0.2 U	<0.2 U	<0.051 U	<0.2 U	<0.2 U	<0.051 U	<0.2 U	<0.2 U	<0.051 U	<0.2 U
Malathion	121-75-5	320	NS	ug/l	<0.2 U	<0.069 U	<0.2 U	<0.2 U	<0.069 U	<0.2 U	<0.2 U	<0.069 U	<0.2 U	<0.2 U	<0.069 U	<0.2 U
MCPA	94-74-6	8	NS	ug/l	<0.2 U	<0.1 U	<0.2 U	<0.2 U	<0.1 U	<0.2 U	<0.2 U	<0.1 U	<0.2 U	<0.2 U	<0.1 U	<0.2 U
Methomyl	16752-77-5	400	NS	ug/l	<4 U	<4 U	<4.00 U	<4 U	<4 U	<4.00 U	<4 U	<4 U	<4.00 U	<4 U	<4 U	<4.00 U
Methoxychlor	72-43-5	80	40	ug/l	<0.1 U	<0.0262 U	<0.100 U	<0.1 U	<0.0262 U	<0.100 U	<0.1 U	<0.0262 U	<0.100 U	<0.1 U	<0.0262 U	<0.100 U
Metolachlor	51218-45-2	2400	NS	ug/l	<0.1 U	<0.055 U	<0.100 U	<0.1 U	<0.055 U	<0.100 U	<0.1 U	<0.055 U	<0.100 U	<0.1 U	<0.055 U	<0.100 U
Metribuzin	21087-64-9	400	NS	ug/l	<0.1 U	<0.057 U	<0.100 U	<0.1 U	<0.057 U	<0.100 U	<0.1 U	<0.057 U	<0.100 U	<0.1 U	<0.057 U	<0.100 U
Molinate	2212-67-1	32	NS	ug/l	<0.1 U	<0.059 U	<0.100 U	<0.1 U	<0.059 U	<0.100 U	<0.1 U	<0.059 U	<0.100 U	<0.1 U	<0.059 U	<0.100 U
Oxamyl	23135-22-0	400	200	ug/l	<2 U	<2 U	<2.00 U	<2 U	<2 U	<2.00 U	<2 U	<2 U	<2.00 U	<2 U	<2 U	<2.00 U
Parathion, Ethyl	56-38-2	96	NS	ug/l	<0.2 U	<0.1 U	<0.2 U	<0.2 U	<0.1 U	<0.2 U	<0.2 U	<0.1 U	<0.2 U	<0.2 U	<0.1 U	<0.2 U
Pendimethalin	40487-42-1	4800	NS	ug/l	<0.2 U	<0.03 U	<0.2 U	<0.2 U	<0.03 U	<0.2 U	<0.2 U	<0.03 U	<0.2 U	<0.2 U	<0.03 U	<0.2 U
Pentachlorophenol	87-86-5	0.22	1	ug/l	<0.04 U	<0.015 U	<0.0400 U	<0.04 U	<0.015 U	<0.0400 U	<0.04 U	<0.015 U	<0.0400 U	<0.04 U	<0.015 U	<0.0400 U
Permethrin	52645-53-1	800	NS	ug/l	<0.2 U	<0.032 U	<0.2 U	<0.2 U	<0.032 U	<0.2 U	<0.2 U	<0.032 U	<0.2 U	<0.2 U	<0.032 U	<0.2 U
Phenanthrene	85-01-8	NS	NS	ug/l	<0.2 U	<0.049 U	<0.200 U	<0.2 U	<0.049 U	<0.200 U	<0.2 U	<0.049 U	<0.200 U	<0.2 U	<0.049 U	<0.200 U
Picloram	1918-02-1	1100	500	ug/l	<0.1 U	<0.016 U	<0.100 U	<0.1 U	<0.016 U	<0.100 U	<0.1 U	<0.016 U	<0.100 U	<0.1 U	<0.016 U	<0.100 U
Prometon	1610-18-0	240	NS	ug/l	<0.2 U	<0.0299 U	<0.2 U	<0.2 U	<0.0299 U	<0.2 U	<0.2 U	<0.0299 U	<0.2 U	<0.2 U	<0.0299 U	<0.2 U
Pronamide	23950-58-5	1200	NS	ug/l	<0.2 U	<0.1 U	<0.2 U	<0.2 U	<0.1 U	<0.2 U	<0.2 U	<0.1 U	<0.2 U	<0.2 U	<0.1 U	<0.2 U
Propachlor	1918-16-7	210	NS	ug/l	<0.1 U	<0.054 U	<0.100 U	<0.1 U	<0.054 U	<0.100 U	<0.1 U	<0.054 U	<0.100 U	<0.1 U	<0.054 U	<0.100 U
Propanil	709-98-8	80	NS	ug/l	NA	<0.239 U	<NA U	NA	<0.239 U	<NA U	NA	<0.239 U	<NA U	NA	<0.239 U	<NA U
Pyrene	129-00-0	240	NS	ug/l	<0.2 U	<0.043 U	<0.200 U	<0.2 U	<0.043 U	<0.200 U	<0.2 U	<0.043 U	<0.200 U	<0.2 U	<0.043 U	<0.200 U
S-Ethyl Di-N,N-Propylthiocarbamate	759-94-4	400	NS	ug/l	<0.1 U	<0.100 U	<0.1 U	NA	<0.100 U	<0.1 U	NA	<0.100 U	<0.1 U	NA	<0.100 U	<0.1 U
Sevin (Carbaryl)	63-25-2	1600	NS	ug/l	<2 U	<2 U	<2.00 U	<2 U	<2 U	<2.00 U	<2 U	<2 U	<2.00 U	<2 U	<2 U	<2.00 U
Silvex (2,4,5-Tp)	93-72-1	130	50	ug/l	<0.2 U	<0.045 U	<0.200 U	<0.2 U	<0.045 U	<0.200 U	<0.2 U	<0.045 U	<0.200 U	<0.2 U	<0.045 U	<0.200 U
Simazine	122-34-9	0.73	4	ug/l	<0.07 U	<0.063 U	<0.0700 U	<0.07 U	<0.063 U	<0.0700 U	<0.07 U	<0.063 U	<0.0700 U	<0.07 U	<0.063 U	<0.0700 U
Terbacil	5902-51-2	210	NS	ug/l	<0.1 U	<0.079 U	<0.100 U	<0.1 U	<0.079 U	<0.100 U	<0.1 U	<0.079 U	<0.100 U	<0.1 U	<0.079 U	<0.100 U
Toxaphene	8001-35-2	0.08	3	ug/l	<1 U	<0.227 U	<1.00 U	<1 U	<0.227 U	<1.00 U	<1 U	<0.227 U	<1.00 U	<1 U	<0.227 U	<1.00 U
Triadimefon	43121-43-3	540	NS	ug/l	<0.2 U	<0.175 U	<0.2 U	<0.2 U	<0.175 U	<0.2 U	<0.2 U	<0.175 U	<0.2 U	<0.2 U	<0.175 U	<0.2 U
Trifluralin	1582-09-8	5.7	NS	ug/l	<0.1 U	<0.049 U	<0.100 U	<0.1 U	<0.049 U	<0.100 U	<0.1 U	<0.049 U	<0.100 U	<0.1 U	<0.049 U	<0.100 U
Polychorinated Biphenyls																
PCB-1016 (Aroclor 1016)	12674-11-2	0.56	NS	ug/l	<0.08 U	<0.0422 U	<0.0800 U	<0.08 U	<0.0422 U	<0.0800 U	<0.08 U	<0.0422 U	<0.0800 U	<0.08 U	<0.0422 U	<0.0800 U
PCB-1221 (Aroclor 1221)	11104-28-2	NS	NS	ug/l	<20 U	<0.5 U	<20.0 U	<20 U	<0.5 U	<20.0 U	<20 U	<0.5 U	<20.0 U	<20 U	<0.5 U	<20.0 U
PCB-1232 (Aroclor 1232)	11141-16-5	NS	NS	ug/l	<0.5 U	<0.1 U	<0.500 U	<0.5 U	<0.1 U	<0.500 U	<0.5 U	<0.1 U	<0.500 U	<0.5 U	<0.1 U	<0.500 U
PCB-1242 (Aroclor 1242)	53469-21-9	NS	NS	ug/l	<0.3 U	<0.1 U	<0.300 U	<0.3 U	<0.1 U	<0.300 U	<0.3 U	<0.1 U	<0.300 U	<0.3 U	<0.1 U	<0.300 U
PCB-1248 (Aroclor 1248)	12672-29-6	NS	NS	ug/l	<0.1 U	<0.1 U	<0.100 U	<0.1 U	<0.1 U	<0.100 U	<0.1 U	<0.1 U	<0.100 U	<0.1 U	<0.1 U	<0.100 U
PCB-1254 (Aroclor 1254)	11097-69-1	0.022	NS	ug/l	<0.1 U	<0.1 U	<0.100 U	<0.1 U	<0.1 U	<0.100 U	<0.1 U	<0.1 U	<0.100 U	<0.1 U	<0.1 U	<0.100 U
PCB-1260 (Aroclor 1260)	11096-82-5	0.022	NS	ug/l	<0.2 U	<0.0375 U	<0.200 U	<0.2 U	<0.0375 U	<0.200 U	<0.2 U	<0.0375 U	<0.200 U	<0.2 U	<0.0375 U	<0.200 U
Total PCBs	1336-36-3	0.022	0.5	ug/l	<0.5 U	<0.095 U	<0.500 U	<0.5 U	<0.095 U	<0.500 U	<0.5 U	<0.095 U	<0.500 U	<0.5 U	<0.095 U	<0.500 U
Petroleum Hydrocarbons																
Total Petroleum Hydrocarbons	TPH	NS	NS	ug/l	NA	<0.056 U	NA	NA	<0.056 U	NA	NA	<0.056 U	NA	NA	<0.056 U	NA

LANGAN

Notes:

Groundwater results were compared to WA Department of Ecology MTCA Groundwater Cleanup Level* (Feburary 2025) and EPA National Primary Drinking Water MCL (April 2024)
*MTCA Groundwater Cleanup Level is the most stringent of the Groundwater Method A Cleanup Level, Groundwater Method B Cancer Cleanup Level, and Groundwater Method B Noncancer Cleanup Level
CLARC - Cleanup Levels and Risk Calculation
EPA - Environmental Protection Agency
NPDW - National Primary Drinking Water Regulation
MCL - Maximum Contaminant Level
CAS - Chemical Abstract Service
NS - No standard
ug/l - Micrograms per liter
<RL - Not detected
RL - Reporting Limit
NA - Not applicable/Not analyzed

Trichloroethene (TCE)

Based on prior reporting, TCE and arsenic are compared to the MTCA Method A Cleanup Level

Turbidity

999.99 - For systems that use conventional or direct filtration, at no time can turbidity (cloudiness of water) go higher than 1 Nephelometric Turbidity Unit (NTU), and samples for turbidity must be less than or equal to 0.3 NTUs in at least 95 percent of the samples in any month. Systems that use filtration other than the conventional or direct filtration must follow state limits, which must include turbidity at no time exceeding 5 NTUs

Qualifiers:

B - The analyte is detected in the associated blank as well as in the sample.
D - The reported value is from a dilution.
HT or H1 - The sample was analyzed outside of the method specified holding time.
J - The analyte was detected above the method detection limit (MDL), but below the RL; therefore, the result is an estimated concentration.
U - The analyte was analyzed for, but was not detected at a level greater than or equal to the level of the RL or the sample concentration for results impacted by blank contamination.

Exceedance Summary:

10 - Result exceeds MTCA Groundwater Cleanup Level
10 - Result exceeds EPA NPDW MCL

Attachment A
Hydrogeological Conceptual Site Model

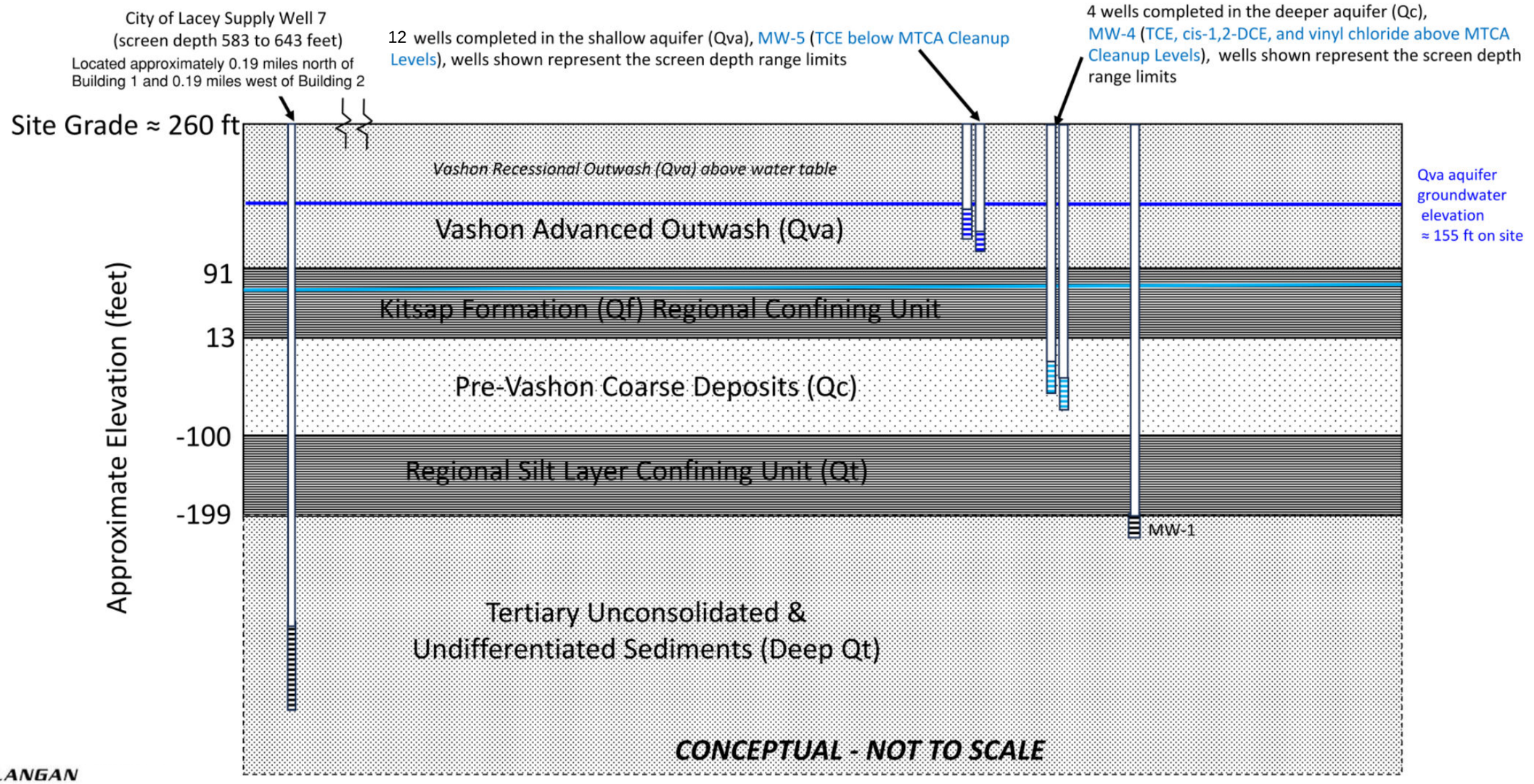

LANGAN

LANGAN Langan Engineering and Environmental Services, LLC 520 Pike Street, Suite 985 Seattle, WA 98101 T: 206.674.7100 F: 206.674.7101 www.langan.com	Project HAWKS PRAIRIE BUILDING 1 LACEY THURSTON COUNTY WASHINGTON	Figure Title HYDROGEOLOGIC CONCEPTUAL SITE MODEL	Project No. 791018401 Date 8/8/2025 Scale NTS Drawn By GS	Figure No. A-1

© 2025 Langan

Attachment B
Laboratory Analytical Reports

OnSite Environmental Inc.
14648 NE 95th Street, Redmond, WA 98052 • (425) 883-3881

April 3, 2026

Jenny Cutright
Langan
520 Pike Street, Suite 985
Seattle, WA 98101

Re: Analytical Data for Project 791014801
Laboratory Reference No. 2603-109

Dear Jenny:

Enclosed are the analytical results and associated quality control data for samples submitted on March 10, 2026.

The standard policy of OnSite Environmental, Inc. is to store your samples for 30 days from the date of receipt. If you require longer storage, please contact the laboratory.

We appreciate the opportunity to be of service to you on this project. If you have any questions concerning the data, or need additional information, please feel free to call me.

Sincerely,

David Baumeister
Project Manager

Enclosures

This report pertains to the samples analyzed in accordance with the chain of custody,
and is intended only for the use of the individual or company to whom it is addressed.

Date of Report: April 3, 2026
Samples Submitted: March 10, 2026
Laboratory Reference: 2603-109
Project: 791014801

Case Narrative

Samples were collected on March 9, 2026 and received by the laboratory on March 10, 2026. They were maintained at the laboratory at a temperature of 2°C to 6°C.

Please note that any and all soil sample results are reported on a dry-weight basis, unless otherwise noted below. However the soil results for the QA/QC samples are reported on a wet-weight basis.

General QA/QC issues associated with the analytical data enclosed in this laboratory report will be indicated with a reference to a comment or explanation on the Data Qualifier page. More complex and involved QA/QC issues will be discussed in detail below.

Volatiles EPA 8260D Analysis

The percent recovery for one or more analytes is outside the control limits in the Spike Blank. The method allows for a percentage of the compounds to fall outside of the control limits due to the large number of analytes being spiked.

Any other QA/QC issues associated with this extraction and analysis will be indicated with a footnote reference and discussed in detail on the Data Qualifier page.

This report pertains to the samples analyzed in accordance with the chain of custody, and is intended only for the use of the individual or company to whom it is addressed.

Date of Report: April 3, 2026
Samples Submitted: March 10, 2026
Laboratory Reference: 2603-109
Project: 791014801

VOLATILE ORGANICS EPA 8260D/SIM
page 1 of 2

Matrix: Water
Units: ug/L

Analyte	Result	PQL	Method	Date Prepared	Date Analyzed	Flags
Client ID:	**MW-3A**					
Laboratory ID:	03-109-01					
Dichlorodifluoromethane	ND	0.36	EPA 8260D	3-13-26	3-13-26	
Chloromethane	ND	1.0	EPA 8260D	3-13-26	3-13-26	
Vinyl Chloride (SIM)	ND	0.020	EPA 8260D/SIM	3-13-26	3-13-26	
Bromomethane	ND	1.0	EPA 8260D	3-13-26	3-13-26	
Chloroethane	ND	1.0	EPA 8260D	3-13-26	3-13-26	
Trichlorofluoromethane	ND	0.20	EPA 8260D	3-13-26	3-13-26	
1,1-Dichloroethene	ND	0.20	EPA 8260D	3-13-26	3-13-26	
Acetone	ND	5.0	EPA 8260D	3-13-26	3-13-26	
Iodomethane	ND	2.0	EPA 8260D	3-13-26	3-13-26	
Carbon Disulfide	ND	0.28	EPA 8260D	3-13-26	3-13-26	
Methylene Chloride	ND	1.0	EPA 8260D	3-13-26	3-13-26	
(trans) 1,2-Dichloroethene	ND	0.20	EPA 8260D	3-13-26	3-13-26	
Methyl t-Butyl Ether	ND	0.20	EPA 8260D	3-13-26	3-13-26	
1,1-Dichloroethane	ND	0.20	EPA 8260D	3-13-26	3-13-26	
Vinyl Acetate	ND	1.3	EPA 8260D	3-13-26	3-13-26	
2,2-Dichloropropane	ND	0.20	EPA 8260D	3-13-26	3-13-26	
(cis) 1,2-Dichloroethene	ND	0.20	EPA 8260D	3-13-26	3-13-26	
2-Butanone	ND	5.0	EPA 8260D	3-13-26	3-13-26	
Bromochloromethane	ND	0.20	EPA 8260D	3-13-26	3-13-26	
Chloroform	ND	0.20	EPA 8260D	3-13-26	3-13-26	
1,1,1-Trichloroethane	ND	0.20	EPA 8260D	3-13-26	3-13-26	
Carbon Tetrachloride	ND	0.20	EPA 8260D	3-13-26	3-13-26	
1,1-Dichloropropene	ND	0.20	EPA 8260D	3-13-26	3-13-26	
Benzene	ND	0.20	EPA 8260D	3-13-26	3-13-26	
1,2-Dichloroethane	ND	0.20	EPA 8260D	3-13-26	3-13-26	
Trichloroethene	ND	0.20	EPA 8260D	3-13-26	3-13-26	
1,2-Dichloropropane	ND	0.20	EPA 8260D	3-13-26	3-13-26	
Dibromomethane	ND	0.20	EPA 8260D	3-13-26	3-13-26	
Bromodichloromethane	ND	0.20	EPA 8260D	3-13-26	3-13-26	
(cis) 1,3-Dichloropropene	ND	0.20	EPA 8260D	3-13-26	3-13-26	
Methyl Isobutyl Ketone	ND	2.0	EPA 8260D	3-13-26	3-13-26	
Toluene	ND	1.0	EPA 8260D	3-13-26	3-13-26	

This report pertains to the samples analyzed in accordance with the chain of custody, and is intended only for the use of the individual or company to whom it is addressed.

Date of Report: April 3, 2026
Samples Submitted: March 10, 2026
Laboratory Reference: 2603-109
Project: 791014801

VOLATILE ORGANICS EPA 8260D/SIM
page 2 of 2

Analyte	Result	PQL	Method	Date Prepared	Date Analyzed	Flags
Client ID:	**MW-3A**					
Laboratory ID:	03-109-01					
(trans) 1,3-Dichloropropene	ND	0.20	EPA 8260D	3-13-26	3-13-26	
1,1,2-Trichloroethane	ND	0.20	EPA 8260D	3-13-26	3-13-26	
Tetrachloroethene	ND	0.20	EPA 8260D	3-13-26	3-13-26	
1,3-Dichloropropane	ND	0.20	EPA 8260D	3-13-26	3-13-26	
2-Hexanone	ND	2.0	EPA 8260D	3-13-26	3-13-26	
Dibromochloromethane	ND	0.20	EPA 8260D	3-13-26	3-13-26	
1,2-Dibromoethane	ND	0.20	EPA 8260D	3-13-26	3-13-26	
Chlorobenzene	ND	0.20	EPA 8260D	3-13-26	3-13-26	
1,1,1,2-Tetrachloroethane	ND	0.20	EPA 8260D	3-13-26	3-13-26	
Ethylbenzene	ND	0.20	EPA 8260D	3-13-26	3-13-26	
m,p-Xylene	ND	0.40	EPA 8260D	3-13-26	3-13-26	
o-Xylene	ND	0.20	EPA 8260D	3-13-26	3-13-26	
Styrene	ND	0.20	EPA 8260D	3-13-26	3-13-26	
Bromoform	ND	1.0	EPA 8260D	3-13-26	3-13-26	
Isopropylbenzene	ND	0.20	EPA 8260D	3-13-26	3-13-26	
Bromobenzene	ND	0.20	EPA 8260D	3-13-26	3-13-26	
1,1,2,2-Tetrachloroethane	ND	0.20	EPA 8260D	3-13-26	3-13-26	
1,2,3-Trichloropropane	ND	0.20	EPA 8260D	3-13-26	3-13-26	
n-Propylbenzene	ND	0.20	EPA 8260D	3-13-26	3-13-26	
2-Chlorotoluene	ND	0.20	EPA 8260D	3-13-26	3-13-26	
4-Chlorotoluene	ND	0.20	EPA 8260D	3-13-26	3-13-26	
1,3,5-Trimethylbenzene	ND	0.20	EPA 8260D	3-13-26	3-13-26	
tert-Butylbenzene	ND	0.20	EPA 8260D	3-13-26	3-13-26	
1,2,4-Trimethylbenzene	ND	0.20	EPA 8260D	3-13-26	3-13-26	
sec-Butylbenzene	ND	0.20	EPA 8260D	3-13-26	3-13-26	
1,3-Dichlorobenzene	ND	0.20	EPA 8260D	3-13-26	3-13-26	
p-Isopropyltoluene	ND	0.20	EPA 8260D	3-13-26	3-13-26	
1,4-Dichlorobenzene	ND	0.20	EPA 8260D	3-13-26	3-13-26	
1,2-Dichlorobenzene	ND	0.20	EPA 8260D	3-13-26	3-13-26	
n-Butylbenzene	ND	0.20	EPA 8260D	3-13-26	3-13-26	
1,2-Dibromo-3-chloropropane	ND	1.0	EPA 8260D	3-13-26	3-13-26	
1,2,4-Trichlorobenzene	ND	0.20	EPA 8260D	3-13-26	3-13-26	
Hexachlorobutadiene	ND	1.0	EPA 8260D	3-13-26	3-13-26	
Naphthalene	ND	1.0	EPA 8260D	3-13-26	3-13-26	
1,2,3-Trichlorobenzene	ND	1.0	EPA 8260D	3-13-26	3-13-26	
Surrogate:	*Percent Recovery*	*Control Limits*				
Dibromofluoromethane	*100*	*68-133*				
Toluene-d8	*100*	*79-123*				
4-Bromofluorobenzene	*97*	*78-117*				

This report pertains to the samples analyzed in accordance with the chain of custody, and is intended only for the use of the individual or company to whom it is addressed.

Date of Report: April 3, 2026
Samples Submitted: March 10, 2026
Laboratory Reference: 2603-109
Project: 791014801

VOLATILE ORGANICS EPA 8260D/SIM
page 1 of 2

Matrix: Water
Units: ug/L

Analyte	Result	PQL	Method	Date Prepared	Date Analyzed	Flags
Client ID:	**MW-10**					
Laboratory ID:	03-109-02					
Dichlorodifluoromethane	ND	0.36	EPA 8260D	3-13-26	3-13-26	
Chloromethane	ND	1.0	EPA 8260D	3-13-26	3-13-26	
Vinyl Chloride (SIM)	ND	0.020	EPA 8260D/SIM	3-13-26	3-13-26	
Bromomethane	ND	1.0	EPA 8260D	3-13-26	3-13-26	
Chloroethane	ND	1.0	EPA 8260D	3-13-26	3-13-26	
Trichlorofluoromethane	ND	0.20	EPA 8260D	3-13-26	3-13-26	
1,1-Dichloroethene	ND	0.20	EPA 8260D	3-13-26	3-13-26	
Acetone	ND	5.0	EPA 8260D	3-13-26	3-13-26	
Iodomethane	ND	2.0	EPA 8260D	3-13-26	3-13-26	
Carbon Disulfide	ND	0.28	EPA 8260D	3-13-26	3-13-26	
Methylene Chloride	ND	1.0	EPA 8260D	3-13-26	3-13-26	
(trans) 1,2-Dichloroethene	ND	0.20	EPA 8260D	3-13-26	3-13-26	
Methyl t-Butyl Ether	ND	0.20	EPA 8260D	3-13-26	3-13-26	
1,1-Dichloroethane	ND	0.20	EPA 8260D	3-13-26	3-13-26	
Vinyl Acetate	ND	1.3	EPA 8260D	3-13-26	3-13-26	
2,2-Dichloropropane	ND	0.20	EPA 8260D	3-13-26	3-13-26	
(cis) 1,2-Dichloroethene	ND	0.20	EPA 8260D	3-13-26	3-13-26	
2-Butanone	ND	5.0	EPA 8260D	3-13-26	3-13-26	
Bromochloromethane	ND	0.20	EPA 8260D	3-13-26	3-13-26	
Chloroform	ND	0.20	EPA 8260D	3-13-26	3-13-26	
1,1,1-Trichloroethane	ND	0.20	EPA 8260D	3-13-26	3-13-26	
Carbon Tetrachloride	ND	0.20	EPA 8260D	3-13-26	3-13-26	
1,1-Dichloropropene	ND	0.20	EPA 8260D	3-13-26	3-13-26	
Benzene	ND	0.20	EPA 8260D	3-13-26	3-13-26	
1,2-Dichloroethane	ND	0.20	EPA 8260D	3-13-26	3-13-26	
Trichloroethene	ND	0.20	EPA 8260D	3-13-26	3-13-26	
1,2-Dichloropropane	ND	0.20	EPA 8260D	3-13-26	3-13-26	
Dibromomethane	ND	0.20	EPA 8260D	3-13-26	3-13-26	
Bromodichloromethane	ND	0.20	EPA 8260D	3-13-26	3-13-26	
(cis) 1,3-Dichloropropene	ND	0.20	EPA 8260D	3-13-26	3-13-26	
Methyl Isobutyl Ketone	ND	2.0	EPA 8260D	3-13-26	3-13-26	
Toluene	ND	1.0	EPA 8260D	3-13-26	3-13-26	

This report pertains to the samples analyzed in accordance with the chain of custody, and is intended only for the use of the individual or company to whom it is addressed.

Date of Report: April 3, 2026
Samples Submitted: March 10, 2026
Laboratory Reference: 2603-109
Project: 791014801

VOLATILE ORGANICS EPA 8260D/SIM
page 2 of 2

Analyte	Result	PQL	Method	Date Prepared	Date Analyzed	Flags
Client ID:	**MW-10**					
Laboratory ID:	03-109-02					
(trans) 1,3-Dichloropropene	ND	0.20	EPA 8260D	3-13-26	3-13-26	
1,1,2-Trichloroethane	ND	0.20	EPA 8260D	3-13-26	3-13-26	
Tetrachloroethene	ND	0.20	EPA 8260D	3-13-26	3-13-26	
1,3-Dichloropropane	ND	0.20	EPA 8260D	3-13-26	3-13-26	
2-Hexanone	ND	2.0	EPA 8260D	3-13-26	3-13-26	
Dibromochloromethane	ND	0.20	EPA 8260D	3-13-26	3-13-26	
1,2-Dibromoethane	ND	0.20	EPA 8260D	3-13-26	3-13-26	
Chlorobenzene	ND	0.20	EPA 8260D	3-13-26	3-13-26	
1,1,1,2-Tetrachloroethane	ND	0.20	EPA 8260D	3-13-26	3-13-26	
Ethylbenzene	ND	0.20	EPA 8260D	3-13-26	3-13-26	
m,p-Xylene	ND	0.40	EPA 8260D	3-13-26	3-13-26	
o-Xylene	ND	0.20	EPA 8260D	3-13-26	3-13-26	
Styrene	ND	0.20	EPA 8260D	3-13-26	3-13-26	
Bromoform	ND	1.0	EPA 8260D	3-13-26	3-13-26	
Isopropylbenzene	ND	0.20	EPA 8260D	3-13-26	3-13-26	
Bromobenzene	ND	0.20	EPA 8260D	3-13-26	3-13-26	
1,1,2,2-Tetrachloroethane	ND	0.20	EPA 8260D	3-13-26	3-13-26	
1,2,3-Trichloropropane	ND	0.20	EPA 8260D	3-13-26	3-13-26	
n-Propylbenzene	ND	0.20	EPA 8260D	3-13-26	3-13-26	
2-Chlorotoluene	ND	0.20	EPA 8260D	3-13-26	3-13-26	
4-Chlorotoluene	ND	0.20	EPA 8260D	3-13-26	3-13-26	
1,3,5-Trimethylbenzene	ND	0.20	EPA 8260D	3-13-26	3-13-26	
tert-Butylbenzene	ND	0.20	EPA 8260D	3-13-26	3-13-26	
1,2,4-Trimethylbenzene	ND	0.20	EPA 8260D	3-13-26	3-13-26	
sec-Butylbenzene	ND	0.20	EPA 8260D	3-13-26	3-13-26	
1,3-Dichlorobenzene	ND	0.20	EPA 8260D	3-13-26	3-13-26	
p-Isopropyltoluene	ND	0.20	EPA 8260D	3-13-26	3-13-26	
1,4-Dichlorobenzene	ND	0.20	EPA 8260D	3-13-26	3-13-26	
1,2-Dichlorobenzene	ND	0.20	EPA 8260D	3-13-26	3-13-26	
n-Butylbenzene	ND	0.20	EPA 8260D	3-13-26	3-13-26	
1,2-Dibromo-3-chloropropane	ND	1.0	EPA 8260D	3-13-26	3-13-26	
1,2,4-Trichlorobenzene	ND	0.20	EPA 8260D	3-13-26	3-13-26	
Hexachlorobutadiene	ND	1.0	EPA 8260D	3-13-26	3-13-26	
Naphthalene	ND	1.0	EPA 8260D	3-13-26	3-13-26	
1,2,3-Trichlorobenzene	ND	1.0	EPA 8260D	3-13-26	3-13-26	
Surrogate:	*Percent Recovery*	*Control Limits*				
Dibromofluoromethane	*97*	*68-133*				
Toluene-d8	*100*	*79-123*				
4-Bromofluorobenzene	*98*	*78-117*				

This report pertains to the samples analyzed in accordance with the chain of custody, and is intended only for the use of the individual or company to whom it is addressed.

Date of Report: April 3, 2026
Samples Submitted: March 10, 2026
Laboratory Reference: 2603-109
Project: 791014801

VOLATILE ORGANICS EPA 8260D/SIM
QUALITY CONTROL
page 1 of 2

Matrix: Water
Units: ug/L

Analyte	Result	PQL	Method	Date Prepared	Date Analyzed	Flags
METHOD BLANK						
Laboratory ID:	MB0313W1					
Dichlorodifluoromethane	ND	0.36	EPA 8260D	3-13-26	3-13-26	
Chloromethane	ND	1.0	EPA 8260D	3-13-26	3-13-26	
Vinyl Chloride (SIM)	ND	0.020	EPA 8260D/SIM	3-13-26	3-13-26	
Bromomethane	ND	1.0	EPA 8260D	3-13-26	3-13-26	
Chloroethane	ND	1.0	EPA 8260D	3-13-26	3-13-26	
Trichlorofluoromethane	ND	0.20	EPA 8260D	3-13-26	3-13-26	
1,1-Dichloroethene	ND	0.20	EPA 8260D	3-13-26	3-13-26	
Acetone	ND	5.0	EPA 8260D	3-13-26	3-13-26	
Iodomethane	ND	2.0	EPA 8260D	3-13-26	3-13-26	
Carbon Disulfide	ND	0.28	EPA 8260D	3-13-26	3-13-26	
Methylene Chloride	ND	1.0	EPA 8260D	3-13-26	3-13-26	
(trans) 1,2-Dichloroethene	ND	0.20	EPA 8260D	3-13-26	3-13-26	
Methyl t-Butyl Ether	ND	0.20	EPA 8260D	3-13-26	3-13-26	
1,1-Dichloroethane	ND	0.20	EPA 8260D	3-13-26	3-13-26	
Vinyl Acetate	ND	1.3	EPA 8260D	3-13-26	3-13-26	
2,2-Dichloropropane	ND	0.20	EPA 8260D	3-13-26	3-13-26	
(cis) 1,2-Dichloroethene	ND	0.20	EPA 8260D	3-13-26	3-13-26	
2-Butanone	ND	5.0	EPA 8260D	3-13-26	3-13-26	
Bromochloromethane	ND	0.20	EPA 8260D	3-13-26	3-13-26	
Chloroform	ND	0.20	EPA 8260D	3-13-26	3-13-26	
1,1,1-Trichloroethane	ND	0.20	EPA 8260D	3-13-26	3-13-26	
Carbon Tetrachloride	ND	0.20	EPA 8260D	3-13-26	3-13-26	
1,1-Dichloropropene	ND	0.20	EPA 8260D	3-13-26	3-13-26	
Benzene	ND	0.20	EPA 8260D	3-13-26	3-13-26	
1,2-Dichloroethane	ND	0.20	EPA 8260D	3-13-26	3-13-26	
Trichloroethene	ND	0.20	EPA 8260D	3-13-26	3-13-26	
1,2-Dichloropropane	ND	0.20	EPA 8260D	3-13-26	3-13-26	
Dibromomethane	ND	0.20	EPA 8260D	3-13-26	3-13-26	
Bromodichloromethane	ND	0.20	EPA 8260D	3-13-26	3-13-26	
(cis) 1,3-Dichloropropene	ND	0.20	EPA 8260D	3-13-26	3-13-26	
Methyl Isobutyl Ketone	ND	2.0	EPA 8260D	3-13-26	3-13-26	
Toluene	ND	1.0	EPA 8260D	3-13-26	3-13-26	

This report pertains to the samples analyzed in accordance with the chain of custody,
and is intended only for the use of the individual or company to whom it is addressed.

Date of Report: April 3, 2026
Samples Submitted: March 10, 2026
Laboratory Reference: 2603-109
Project: 791014801

VOLATILE ORGANICS EPA 8260D/SIM
QUALITY CONTROL
page 2 of 2

Analyte	Result	PQL	Method	Date Prepared	Date Analyzed	Flags
METHOD BLANK						
Laboratory ID:	MB0313W1					
(trans) 1,3-Dichloropropene	ND	0.20	EPA 8260D	3-13-26	3-13-26	
1,1,2-Trichloroethane	ND	0.20	EPA 8260D	3-13-26	3-13-26	
Tetrachloroethene	ND	0.20	EPA 8260D	3-13-26	3-13-26	
1,3-Dichloropropane	ND	0.20	EPA 8260D	3-13-26	3-13-26	
2-Hexanone	ND	2.0	EPA 8260D	3-13-26	3-13-26	
Dibromochloromethane	ND	0.20	EPA 8260D	3-13-26	3-13-26	
1,2-Dibromoethane	ND	0.20	EPA 8260D	3-13-26	3-13-26	
Chlorobenzene	ND	0.20	EPA 8260D	3-13-26	3-13-26	
1,1,1,2-Tetrachloroethane	ND	0.20	EPA 8260D	3-13-26	3-13-26	
Ethylbenzene	ND	0.20	EPA 8260D	3-13-26	3-13-26	
m,p-Xylene	ND	0.40	EPA 8260D	3-13-26	3-13-26	
o-Xylene	ND	0.20	EPA 8260D	3-13-26	3-13-26	
Styrene	ND	0.20	EPA 8260D	3-13-26	3-13-26	
Bromoform	ND	1.0	EPA 8260D	3-13-26	3-13-26	
Isopropylbenzene	ND	0.20	EPA 8260D	3-13-26	3-13-26	
Bromobenzene	ND	0.20	EPA 8260D	3-13-26	3-13-26	
1,1,2,2-Tetrachloroethane	ND	0.20	EPA 8260D	3-13-26	3-13-26	
1,2,3-Trichloropropane	ND	0.20	EPA 8260D	3-13-26	3-13-26	
n-Propylbenzene	ND	0.20	EPA 8260D	3-13-26	3-13-26	
2-Chlorotoluene	ND	0.20	EPA 8260D	3-13-26	3-13-26	
4-Chlorotoluene	ND	0.20	EPA 8260D	3-13-26	3-13-26	
1,3,5-Trimethylbenzene	ND	0.20	EPA 8260D	3-13-26	3-13-26	
tert-Butylbenzene	ND	0.20	EPA 8260D	3-13-26	3-13-26	
1,2,4-Trimethylbenzene	ND	0.20	EPA 8260D	3-13-26	3-13-26	
sec-Butylbenzene	ND	0.20	EPA 8260D	3-13-26	3-13-26	
1,3-Dichlorobenzene	ND	0.20	EPA 8260D	3-13-26	3-13-26	
p-Isopropyltoluene	ND	0.20	EPA 8260D	3-13-26	3-13-26	
1,4-Dichlorobenzene	ND	0.20	EPA 8260D	3-13-26	3-13-26	
1,2-Dichlorobenzene	ND	0.20	EPA 8260D	3-13-26	3-13-26	
n-Butylbenzene	ND	0.20	EPA 8260D	3-13-26	3-13-26	
1,2-Dibromo-3-chloropropane	ND	1.0	EPA 8260D	3-13-26	3-13-26	
1,2,4-Trichlorobenzene	ND	0.20	EPA 8260D	3-13-26	3-13-26	
Hexachlorobutadiene	ND	1.0	EPA 8260D	3-13-26	3-13-26	
Naphthalene	ND	1.0	EPA 8260D	3-13-26	3-13-26	
1,2,3-Trichlorobenzene	ND	1.0	EPA 8260D	3-13-26	3-13-26	
Surrogate:	*Percent Recovery*	*Control Limits*				
Dibromofluoromethane	*97*	*68-133*				
Toluene-d8	*99*	*79-123*				
4-Bromofluorobenzene	*97*	*78-117*				

This report pertains to the samples analyzed in accordance with the chain of custody, and is intended only for the use of the individual or company to whom it is addressed.

Date of Report: April 3, 2026
Samples Submitted: March 10, 2026
Laboratory Reference: 2603-109
Project: 791014801

VOLATILE ORGANICS EPA 8260D/SIM
QUALITY CONTROL
page 1 of 2

Matrix: Water
Units: ug/L

Analyte	Result		Spike Level		Source Result	Percent Recovery		Recovery Limits	RPD	RPD Limit	Flags
MATRIX SPIKES											
Laboratory ID:	03-180-01										
	MS	MSD	MS	MSD		MS	MSD				
Dichlorodifluoromethane	**4.71**	**4.89**	10.0	10.0	ND	47	49	26-177	4	23	
Chloromethane	**10.8**	**11.1**	10.0	10.0	3.08	77	80	49-136	3	27	
Vinyl Chloride	**8.14**	**8.40**	10.0	10.0	ND	81	84	69-126	3	16	
Bromomethane	**15.8**	**15.7**	10.0	10.0	ND	158	157	32-158	1	24	
Chloroethane	**8.15**	**8.59**	10.0	10.0	ND	82	86	62-125	5	14	
Trichlorofluoromethane	**9.41**	**9.58**	10.0	10.0	ND	94	96	80-128	2	16	
1,1-Dichloroethene	**8.87**	**9.06**	10.0	10.0	ND	89	91	73-125	2	15	
Acetone	**10.6**	**10.1**	10.0	10.0	ND	106	101	37-164	5	29	
Iodomethane	**11.8**	**11.2**	10.0	10.0	ND	118	112	35-141	5	25	
Carbon Disulfide	**6.78**	**6.99**	10.0	10.0	ND	68	70	55-127	3	17	
Methylene Chloride	**8.27**	**8.35**	10.0	10.0	ND	83	84	63-118	1	16	
(trans) 1,2-Dichloroethene	**9.27**	**9.43**	10.0	10.0	ND	93	94	70-127	2	16	
Methyl t-Butyl Ether	**9.30**	**9.45**	10.0	10.0	ND	93	95	70-137	2	16	
1,1-Dichloroethane	**9.19**	**9.34**	10.0	10.0	ND	92	93	71-126	2	15	
Vinyl Acetate	**8.16**	**8.24**	10.0	10.0	ND	82	82	60-140	1	17	
2,2-Dichloropropane	**9.46**	**9.57**	10.0	10.0	ND	95	96	73-148	1	17	
(cis) 1,2-Dichloroethene	**9.58**	**9.78**	10.0	10.0	ND	96	98	71-130	2	16	
2-Butanone	**9.16**	**9.65**	10.0	10.0	ND	92	97	56-143	5	19	
Bromochloromethane	**9.76**	**10.6**	10.0	10.0	ND	98	106	68-133	8	17	
Chloroform	**8.94**	**9.18**	10.0	10.0	ND	89	92	68-127	3	16	
1,1,1-Trichloroethane	**8.98**	**9.16**	10.0	10.0	ND	90	92	74-127	2	17	
Carbon Tetrachloride	**8.91**	**9.06**	10.0	10.0	ND	89	91	72-134	2	18	
1,1-Dichloropropene	**9.04**	**9.14**	10.0	10.0	ND	90	91	72-127	1	16	
Benzene	**9.39**	**9.51**	10.0	10.0	ND	94	95	69-129	1	16	
1,2-Dichloroethane	**9.48**	**9.70**	10.0	10.0	ND	95	97	71-134	2	17	
Trichloroethene	**9.98**	**10.1**	10.0	10.0	ND	100	101	74-134	1	12	
1,2-Dichloropropane	**9.45**	**9.67**	10.0	10.0	ND	95	97	74-130	2	17	
Dibromomethane	**10.1**	**10.5**	10.0	10.0	ND	101	105	74-140	4	16	
Bromodichloromethane	**9.20**	**9.46**	10.0	10.0	ND	92	95	77-137	3	17	
(cis) 1,3-Dichloropropene	**9.77**	**10.0**	10.0	10.0	ND	98	100	73-137	2	17	
Methyl Isobutyl Ketone	**9.03**	**9.26**	10.0	10.0	ND	90	93	61-146	3	19	
Toluene	**9.15**	**9.44**	10.0	10.0	ND	92	94	71-128	3	19	
(trans) 1,3-Dichloropropene	**9.67**	**9.81**	10.0	10.0	ND	97	98	70-136	1	18	

This report pertains to the samples analyzed in accordance with the chain of custody, and is intended only for the use of the individual or company to whom it is addressed.

Date of Report: April 3, 2026
Samples Submitted: March 10, 2026
Laboratory Reference: 2603-109
Project: 791014801

VOLATILE ORGANICS EPA 8260D/SIM
QUALITY CONTROL
page 2 of 2

Analyte	Result		Spike Level		Source Result	Percent Recovery		Recovery Limits	RPD	RPD Limit	Flags
MATRIX SPIKES											
Laboratory ID:	03-180-01										
	MS	MSD	MS	MSD		MS	MSD				
1,1,2-Trichloroethane	**9.34**	**9.76**	10.0	10.0	ND	93	98	68-146	4	16	
Tetrachloroethene	**10.3**	**10.5**	10.0	10.0	ND	103	105	78-132	2	22	
1,3-Dichloropropane	**10.0**	**10.2**	10.0	10.0	ND	100	102	80-131	2	15	
2-Hexanone	**9.93**	**10.1**	10.0	10.0	ND	99	101	57-154	2	25	
Dibromochloromethane	**8.52**	**8.58**	10.0	10.0	ND	85	86	51-160	1	27	
1,2-Dibromoethane	**10.1**	**10.4**	10.0	10.0	ND	101	104	74-133	3	16	
Chlorobenzene	**10.0**	**10.2**	10.0	10.0	ND	100	102	83-121	2	16	
1,1,1,2-Tetrachloroethane	**9.91**	**10.2**	10.0	10.0	ND	99	102	82-129	3	17	
Ethylbenzene	**9.58**	**9.79**	10.0	10.0	ND	96	98	84-123	2	17	
m,p-Xylene	**19.3**	**19.9**	20.0	20.0	ND	97	100	82-125	3	17	
o-Xylene	**9.52**	**9.72**	10.0	10.0	ND	95	97	83-123	2	17	
Styrene	**10.0**	**10.2**	10.0	10.0	ND	100	102	83-128	2	19	
Bromoform	**9.49**	**9.67**	10.0	10.0	ND	95	97	69-135	2	18	
Isopropylbenzene	**9.86**	**10.1**	10.0	10.0	ND	99	101	84-127	2	16	
Bromobenzene	**9.96**	**10.3**	10.0	10.0	ND	100	103	79-127	3	18	
1,1,2,2-Tetrachloroethane	**9.38**	**9.64**	10.0	10.0	ND	94	96	75-138	3	17	
1,2,3-Trichloropropane	**9.36**	**9.03**	10.0	10.0	ND	94	90	64-131	4	18	
n-Propylbenzene	**9.76**	**9.98**	10.0	10.0	ND	98	100	77-130	2	16	
2-Chlorotoluene	**9.92**	**10.2**	10.0	10.0	ND	99	102	78-127	3	16	
4-Chlorotoluene	**10.1**	**10.4**	10.0	10.0	ND	101	104	78-131	3	16	
1,3,5-Trimethylbenzene	**9.82**	**10.0**	10.0	10.0	ND	98	100	79-131	2	16	
tert-Butylbenzene	**9.73**	**10.1**	10.0	10.0	ND	97	101	77-130	4	19	
1,2,4-Trimethylbenzene	**9.64**	**9.86**	10.0	10.0	ND	96	99	78-130	2	16	
sec-Butylbenzene	**9.82**	**10.1**	10.0	10.0	ND	98	101	78-132	3	16	
1,3-Dichlorobenzene	**10.0**	**10.2**	10.0	10.0	ND	100	102	80-130	2	16	
p-Isopropyltoluene	**9.96**	**10.2**	10.0	10.0	ND	100	102	81-135	2	16	
1,4-Dichlorobenzene	**9.86**	**10.3**	10.0	10.0	ND	99	103	79-127	4	15	
1,2-Dichlorobenzene	**10.1**	**10.4**	10.0	10.0	ND	101	104	80-130	3	16	
n-Butylbenzene	**9.76**	**10.0**	10.0	10.0	ND	98	100	82-140	2	17	
1,2-Dibromo-3-chloropropane	**9.13**	**9.39**	10.0	10.0	ND	91	94	68-139	3	19	
1,2,4-Trichlorobenzene	**10.5**	**11.3**	10.0	10.0	ND	105	113	66-146	7	17	
Hexachlorobutadiene	**11.0**	**11.4**	10.0	10.0	ND	110	114	81-152	4	18	
Naphthalene	**8.01**	**8.51**	10.0	10.0	ND	80	85	67-142	6	23	
1,2,3-Trichlorobenzene	**10.3**	**10.8**	10.0	10.0	ND	103	108	78-152	5	22	
Surrogate:											
Dibromofluoromethane						*98*	*97*	*68-133*			
Toluene-d8						*99*	*100*	*79-123*			
4-Bromofluorobenzene						*99*	*100*	*78-117*			

This report pertains to the samples analyzed in accordance with the chain of custody, and is intended only for the use of the individual or company to whom it is addressed.

Date of Report: April 3, 2026
Samples Submitted: March 10, 2026
Laboratory Reference: 2603-109
Project: 791014801

VOLATILE ORGANICS EPA 8260D/SIM
QUALITY CONTROL
page 1 of 2

Matrix: Water
Units: ug/L

Analyte	Result	Spike Level	Percent Recovery	Recovery Limits	Flags
SPIKE BLANK					
Laboratory ID:	SB0313W1				
Dichlorodifluoromethane	**5.48**	10.0	55	34-166	
Chloromethane	**8.52**	10.0	85	38-141	
Vinyl Chloride	**8.91**	10.0	89	67-131	
Bromomethane	**16.1**	10.0	161	30-155	I
Chloroethane	**8.75**	10.0	88	63-130	
Trichlorofluoromethane	**9.99**	10.0	100	80-131	
1,1-Dichloroethene	**9.16**	10.0	92	77-125	
Acetone	**9.43**	10.0	94	45-135	
Iodomethane	**12.0**	10.0	120	27-146	
Carbon Disulfide	**7.06**	10.0	71	41-150	
Methylene Chloride	**8.67**	10.0	87	66-123	
(trans) 1,2-Dichloroethene	**9.68**	10.0	97	76-126	
Methyl t-Butyl Ether	**9.45**	10.0	95	73-129	
1,1-Dichloroethane	**9.47**	10.0	95	75-126	
Vinyl Acetate	**7.93**	10.0	79	57-139	
2,2-Dichloropropane	**9.92**	10.0	99	75-154	
(cis) 1,2-Dichloroethene	**9.85**	10.0	99	77-129	
2-Butanone	**9.12**	10.0	91	62-129	
Bromochloromethane	**9.89**	10.0	99	72-129	
Chloroform	**9.18**	10.0	92	72-125	
1,1,1-Trichloroethane	**9.45**	10.0	95	79-127	
Carbon Tetrachloride	**9.36**	10.0	94	78-131	
1,1-Dichloropropene	**9.48**	10.0	95	77-124	
Benzene	**9.76**	10.0	98	75-126	
1,2-Dichloroethane	**9.99**	10.0	100	74-128	
Trichloroethene	**10.3**	10.0	103	80-130	
1,2-Dichloropropane	**9.86**	10.0	99	80-124	
Dibromomethane	**10.5**	10.0	105	80-131	
Bromodichloromethane	**9.57**	10.0	96	81-131	
(cis) 1,3-Dichloropropene	**10.2**	10.0	102	74-136	
Methyl Isobutyl Ketone	**9.21**	10.0	92	67-132	
Toluene	**9.53**	10.0	95	75-127	
(trans) 1,3-Dichloropropene	**10.0**	10.0	100	69-137	

This report pertains to the samples analyzed in accordance with the chain of custody, and is intended only for the use of the individual or company to whom it is addressed.

Date of Report: April 3, 2026
Samples Submitted: March 10, 2026
Laboratory Reference: 2603-109
Project: 791014801

VOLATILE ORGANICS EPA 8260D/SIM
QUALITY CONTROL
page 2 of 2

Analyte	Result	Spike Level	Percent Recovery	Recovery Limits	Flags
SPIKE BLANK					
Laboratory ID:	SB0313W1				
1,1,2-Trichloroethane	**9.82**	10.0	98	80-122	
Tetrachloroethene	**10.9**	10.0	109	80-130	
1,3-Dichloropropane	**10.3**	10.0	103	82-128	
2-Hexanone	**9.61**	10.0	96	67-130	
Dibromochloromethane	**9.17**	10.0	92	58-149	
1,2-Dibromoethane	**10.4**	10.0	104	82-127	
Chlorobenzene	**10.4**	10.0	104	80-120	
1,1,1,2-Tetrachloroethane	**10.4**	10.0	104	80-127	
Ethylbenzene	**10.1**	10.0	101	80-124	
m,p-Xylene	**20.3**	20.0	102	80-124	
o-Xylene	**9.96**	10.0	100	80-123	
Styrene	**10.5**	10.0	105	82-125	
Bromoform	**9.95**	10.0	100	66-136	
Isopropylbenzene	**10.3**	10.0	103	80-127	
Bromobenzene	**10.1**	10.0	101	82-123	
1,1,2,2-Tetrachloroethane	**9.58**	10.0	96	78-124	
1,2,3-Trichloropropane	**8.96**	10.0	90	67-123	
n-Propylbenzene	**10.0**	10.0	100	80-129	
2-Chlorotoluene	**10.3**	10.0	103	77-126	
4-Chlorotoluene	**10.6**	10.0	106	79-128	
1,3,5-Trimethylbenzene	**10.0**	10.0	100	79-128	
tert-Butylbenzene	**10.0**	10.0	100	80-127	
1,2,4-Trimethylbenzene	**9.81**	10.0	98	80-128	
sec-Butylbenzene	**10.1**	10.0	101	79-130	
1,3-Dichlorobenzene	**10.4**	10.0	104	79-125	
p-Isopropyltoluene	**10.2**	10.0	102	80-132	
1,4-Dichlorobenzene	**10.1**	10.0	101	78-123	
1,2-Dichlorobenzene	**10.4**	10.0	104	79-125	
n-Butylbenzene	**10.0**	10.0	100	78-138	
1,2-Dibromo-3-chloropropane	**9.12**	10.0	91	62-133	
1,2,4-Trichlorobenzene	**10.8**	10.0	108	74-140	
Hexachlorobutadiene	**11.1**	10.0	111	76-144	
Naphthalene	**8.18**	10.0	82	55-132	
1,2,3-Trichlorobenzene	**10.3**	10.0	103	64-142	
Surrogate:					
Dibromofluoromethane			98	68-133	
Toluene-d8			99	79-123	
4-Bromofluorobenzene			100	78-117	

This report pertains to the samples analyzed in accordance with the chain of custody, and is intended only for the use of the individual or company to whom it is addressed.

OnSite Environmental Inc.

Data Qualifiers and Abbreviations

A - Due to a high sample concentration, the amount spiked is insufficient for meaningful MS/MSD recovery data.

B - The analyte indicated was also found in the blank sample.

C - The duplicate RPD is outside control limits due to high result variability when analyte concentrations are within five times the quantitation limit.

E - The value reported exceeds the quantitation range and is an estimate.

F - Surrogate recovery data is not available due to the high concentration of coeluting target compounds.

H - The analyte indicated is a common laboratory solvent and may have been introduced during sample preparation, and be impacting the sample result.

I - Compound recovery is outside of the control limits.

J - The value reported was below the practical quantitation limit. The value is an estimate.

K - Sample duplicate RPD is outside control limits due to sample inhomogeneity. The sample was re-extracted and re-analyzed with similar results.

L - The RPD is outside of the control limits.

M - Hydrocarbons in the gasoline range are impacting the diesel range result.

M1 - Hydrocarbons in the gasoline range (toluene-naphthalene) are present in the sample.

N - Hydrocarbons in the lube oil range are impacting the diesel range result.

N1 - Hydrocarbons in diesel range are impacting lube oil range results.

O - Hydrocarbons indicative of heavier fuels are present in the sample and are impacting the gasoline result.

P - The RPD of the detected concentrations between the two columns is greater than 40.

Q - Surrogate recovery is outside of the control limits.

S - Surrogate recovery data is not available due to the necessary dilution of the sample.

T - The sample chromatogram is not similar to a typical _____.

U - The analyte was analyzed for, but was not detected above the reported sample quantitation limit.

U1 - The practical quantitation limit is elevated due to interferences present in the sample.

V - Matrix Spike/Matrix Spike Duplicate recoveries are outside control limits due to matrix effects.

W - Matrix Spike/Matrix Spike Duplicate RPD are outside control limits due to matrix effects.

X - Sample extract treated with a mercury cleanup procedure.

X1 - Sample extract treated with a sulfuric acid/silica gel cleanup procedure.

X2 - Sample extract treated with a silica gel cleanup procedure.

Y - The calibration verification for this analyte exceeded the 20% drift specified in methods 8260 & 8270, and therefore the reported result should be considered an estimate. The overall performance of the calibration verification standard met the acceptance criteria of the method.

Y1 - Negative effects of the matrix from this sample on the instrument caused values for this analyte in the bracketing continuing calibration verification standard (CCVs) to be outside of 20% acceptance criteria. Because of this, quantitation limits and sample concentrations should be considered estimates.

Z -

ND - Not Detected at PQL
PQL - Practical Quantitation Limit
RPD - Relative Percent Difference

This report pertains to the samples analyzed in accordance with the chain of custody, and is intended only for the use of the individual or company to whom it is addressed.

Am Test Inc.
13600 NE 126th Place Suite C
Kirkland, WA
(425) 885-1664
www.amtestlab.com

Professional Analytical Services

March 25, 2026

OnSite Environmental Inc.
14648 NE 95th ST
Redmond, WA 98052
Attention: David Baumeister

Project: OSE
Project Number: 791014801
COC Number: 03-109

David Baumeister:

Enclosed please find the analytical data for your OSE project.

Your sample(s) were received on Tuesday, March 10, 2026 and properly maintained prior to the subsequent analysis. The analytical procedures used at AmTest are well documented and are typically derived from the protocols of the EPA, USDA, FDA, Standard Methods or the Army Corps of Engineers.

Following the analytical results you will find the Quality Control (QA/QC) results.

Please note that the detection limits that are listed in the body of the report refer to the Practical Quantitation Limits (PQL's), as opposed to the Method Detection Limits (MDL's).

If you should have any questions pertaining to the data package, please feel free to contact me.
Sincerely,

Aaron Young

ElementStationManager For Aaron Young
President
aarony@amtestlab.com

Am Test Inc.
13600 NE 126th Place Suite C
Kirkland, WA
(425) 885-1664
www.amtestlab.com

ANALYSIS REPORT

Professional Analytical Services

Date Received: 03/10/26
Date Reported: 03/25/26

OnSite Environmental Inc.
14648 NE 95th ST
Redmond, WA 98052
Attention: David Baumeister
Project Name: OSE
Project #: 791014801

Reported Samples

Lab ID	Sample	Matrix	Qualifiers	Date Sampled	Date Received
A26C0218-01	MW-3A	Water		03/09/2026	03/10/2026

The contents of this report apply to the sample(s) analyzed in accordance with the chain of custody document.
No duplication of this report is allowed, except in its entirety.

Am Test Inc.
13600 NE 126th Place Suite C
Kirkland, WA
(425) 885-1664
www.amtestlab.com

AMTEST LABORATORIES

Professional Analytical Services

ANALYSIS REPORT

Date Received: 03/10/26
Date Reported: 03/25/26

OnSite Environmental Inc.
14648 NE 95th ST
Redmond, WA 98052
Attention: David Baumeister
Project Name: OSE
Project #: 791014801

AMTEST Identification Number: A26C0218-01
Client Identification: MW-3A
Sampling Date: 03/09/26 18:21

Conventional Chemistry Parameters by APHA/EPA Methods

PARAMETER	RESULT	UNITS	Q	R.L.	METHOD	ANALYST	DATE
Color	5.0	Color Units		5.0	SM 2120B_2011	JL	03/11/2026
Conductivity	231	umhos/cm		0.50	SM 2510B_2011	JL	03/11/2026
pH	6.5	pH Units		0.1	SM 4500-H+B_2011	JL	03/11/2026
Total Cyanide	ND	mg/L		0.005	SM 4500CN-E_2011	AE	03/13/2026
Total Dissolved Solids	145	mg/L		5.00	SM 2540C_2011	KH	03/16/2026
Turbidity	0.65	NTU		0.05	EPA 180.1_2_1993	JL	03/11/2026

Anions by EPA Method 300.0

PARAMETER	RESULT	UNITS	Q	R.L.	METHOD	ANALYST	DATE
Chloride	3.67	mg/L		0.10	EPA 300.0_2.1_1993	AL	03/11/2026
Fluoride	ND	mg/L		0.05	EPA 300.0_2.1_1993	AL	03/11/2026
Nitrate Nitrogen	1.35	mg/L		0.025	EPA 300.0_2.1_1993	AL	03/11/2026
Nitrite Nitrogen	ND	mg/L		0.005	EPA 300.0_2.1_1993	AL	03/11/2026
Sulfate	6.36	mg/L		0.10	EPA 300.0_2.1_1993	AL	03/11/2026

Metals by EPA 200 Series Methods

PARAMETER	RESULT	UNITS	Q	R.L.	METHOD	ANALYST	DATE
Total Antimony	0.975	ug/L		0.300	EPA 200.8_5.4_1994	LF	03/19/2026
Total Arsenic	0.587	ug/L		0.100	EPA 200.8_5.4_1994	LF	03/19/2026
Total Barium	7.924	ug/L		0.300	EPA 200.8_5.4_1994	LF	03/19/2026
Total Beryllium	ND	ug/L	U	0.300	EPA 200.8_5.4_1994	LF	03/19/2026
Total Cadmium	ND	ug/L	U	0.100	EPA 200.8_5.4_1994	LF	03/19/2026
Total Calcium	20.7	mg/L		0.200	EPA 200.7_4.4_1994	LF	03/18/2026
Total Chromium	0.422	ug/L		0.500	EPA 200.8_5.4_1994	LF	03/19/2026
Total Copper	168.0	ug/L		0.500	EPA 200.8_5.4_1994	LF	03/19/2026
Hardness as (CaCO3)	99.4	mg/L		1.00	EPA 200.7_4.4_1994	LF	03/18/2026
Total Iron	0.040	mg/L		0.030	EPA 200.7_4.4_1994	LF	03/18/2026
Total Lead	3.981	ug/L		0.200	EPA 200.8_5.4_1994	LF	03/19/2026
Total Magnesium	11.6	mg/L		0.050	EPA 200.7_4.4_1994	LF	03/18/2026
Total Manganese	12.62	ug/L		0.200	EPA 200.8_5.4_1994	LF	03/19/2026

The contents of this report apply to the sample(s) analyzed in accordance with the chain of custody document.
No duplication of this report is allowed, except in its entirety.

Am Test Inc.
13600 NE 126th Place Suite C
Kirkland, WA
(425) 885-1664
www.amtestlab.com

AMTEST LABORATORIES

Professional Analytical Services

ANALYSIS REPORT

Date Received: 03/10/26
Date Reported: 03/25/26

OnSite Environmental Inc.
14648 NE 95th ST
Redmond, WA 98052
Attention: David Baumeister
Project Name: OSE
Project #: 791014801

AMTEST Identification Number: A26C0218-01
Client Identification: MW-3A
Sampling Date: 03/09/26 18:21

Metals by EPA 200 Series Methods (Continued)

PARAMETER	RESULT	UNITS	Q	R.L.	METHOD	ANALYST	DATE
Total Mercury	ND	ug/L		0.100	EPA 245.1_3_1994	LF	03/24/2026
Total Nickel	1.440	ug/L		0.200	EPA 200.8_5.4_1994	LF	03/19/2026
Total Selenium	ND	ug/L	U	1.000	EPA 200.8_5.4_1994	LF	03/19/2026
Total Silver	0.086	ug/L		0.200	EPA 200.8_5.4_1994	LF	03/19/2026
Total Sodium	8.10	mg/L		0.100	EPA 200.7_4.4_1994	LF	03/18/2026
Total Thallium	ND	ug/L	U	0.100	EPA 200.8_5.4_1994	LF	03/19/2026
Total Zinc	609.6	ug/L		0.500	EPA 200.8_5.4_1994	LF	03/19/2026

The contents of this report apply to the sample(s) analyzed in accordance with the chain of custody document.
No duplication of this report is allowed, except in its entirety.

Am Test Inc.
13600 NE 126th Place Suite C
Kirkland, WA
(425) 885-1664
www.amtestlab.com

ANALYSIS REPORT

Professional Analytical Services

OnSite Environmental Inc.
14648 NE 95th ST
Redmond, WA 98052
Attention: David Baumeister
Project Name: OSE
Project #: 791014801

Date Received: 03/10/26
Date Reported: 03/25/26

Quality Control

Conventional Chemistry Parameters by APHA/EPA Methods

Analyte	Result	Qual	Reporting Limit	Units	Spike Level	Source Result	%REC	%REC Limits	RPD	RPD Limit
Batch: BDC0200 - No Prep - WetChem										
Calibration Blank (BDC0200-CCB1)				Prepared: 03/10/26 Analyzed: 03/11/26						
Conductivity	0.33			umhos/cm						
Turbidity	0.09	U		NTU						
Calibration Check (BDC0200-CCV1)				Prepared: 03/10/26 Analyzed: 03/11/26						
Conductivity	187			umhos/cm	200.0		94%	85-115%		
pH	6.9			pH Units	6.860		101%	85-115%		
Turbidity	1.66			NTU	1.690		98%	85-115%		
Duplicate (BDC0200-DUP1)		**Source: A26C0218-01**		Prepared: 03/10/26 Analyzed: 03/11/26						
Color	5.0		5.0	Color Units		5.0			0	10
Conductivity	230		0.50	umhos/cm		231			0.5	10
pH	6.5		0.1	pH Units		6.5			0	10
Turbidity	0.67		0.05	NTU		0.65			3	10
Batch: BDC0246 - No Prep - WetChem										
Calibration Blank (BDC0246-CCB1)				Prepared: 03/12/26 Analyzed: 03/16/26						
Total Dissolved Solids	ND			mg/L						
Calibration Blank (BDC0246-CCB2)				Prepared: 03/12/26 Analyzed: 03/16/26						
Total Dissolved Solids	ND			mg/L						
Calibration Check (BDC0246-CCV1)				Prepared: 03/12/26 Analyzed: 03/16/26						
Total Dissolved Solids	353			mg/L	350.0		101%	85-115%		
Calibration Check (BDC0246-CCV2)				Prepared: 03/12/26 Analyzed: 03/16/26						
Total Dissolved Solids	346			mg/L	350.0		99%	85-115%		
Duplicate (BDC0246-DUP1)		**Source: A26C0253-04**		Prepared: 03/12/26 Analyzed: 03/16/26						
Total Dissolved Solids	254		5.00	mg/L		264			4	45
Duplicate (BDC0246-DUP2)		**Source: A26C0259-02**		Prepared: 03/12/26 Analyzed: 03/16/26						
Total Dissolved Solids	116		5.00	mg/L		112			4	45
Batch: BDC0259 - No Prep - WetChem										

The contents of this report apply to the sample(s) analyzed in accordance with the chain of custody document.
No duplication of this report is allowed, except in its entirety.

Am Test Inc.
13600 NE 126th Place Suite C
Kirkland, WA
(425) 885-1664
www.amtestlab.com

ANALYSIS REPORT

Professional Analytical Services

Date Received: 03/10/26
Date Reported: 03/25/26

OnSite Environmental Inc.
14648 NE 95th ST
Redmond, WA 98052
Attention: David Baumeister
Project Name: OSE
Project #: 791014801

Quality Control
(Continued)

Conventional Chemistry Parameters by APHA/EPA Methods (Continued)

Analyte	Result	Qual	Reporting Limit	Units	Spike Level	Source Result	%REC	%REC Limits	RPD	RPD Limit
Batch: BDC0259 - No Prep - WetChem (Continued)										
Blank (BDC0259-BLK1)					Prepared & Analyzed: 03/13/26					
Total Cyanide	ND		0.005	mg/L						
LCS (BDC0259-BS1)					Prepared & Analyzed: 03/13/26					
Total Cyanide	0.052		0.005	mg/L	0.05000		103%	75-125%		
Calibration Blank (BDC0259-CCB1)					Prepared & Analyzed: 03/13/26					
Total Cyanide	ND			mg/L						
Calibration Blank (BDC0259-CCB2)					Prepared & Analyzed: 03/13/26					
Total Cyanide	ND			mg/L						
Calibration Check (BDC0259-CCV1)					Prepared & Analyzed: 03/13/26					
Total Cyanide	0.104		0.005	mg/L	0.1000		104%	85-115%		
Calibration Check (BDC0259-CCV2)					Prepared & Analyzed: 03/13/26					
Total Cyanide	0.103		0.005	mg/L	0.1000		103%	85-115%		
Duplicate (BDC0259-DUP1)		**Source: A26C0150-01**			Prepared & Analyzed: 03/13/26					
Total Cyanide	ND		0.005	mg/L		ND				30
Duplicate (BDC0259-DUP2)		**Source: A26C0246-01**			Prepared & Analyzed: 03/13/26					
Total Cyanide	ND		0.005	mg/L		ND				30
Matrix Spike (BDC0259-MS1)		**Source: A26C0150-01**			Prepared & Analyzed: 03/13/26					
Total Cyanide	0.042		0.005	mg/L	0.05000	ND	83%	55-145%		
Matrix Spike (BDC0259-MS2)		**Source: A26C0246-01**			Prepared & Analyzed: 03/13/26					
Total Cyanide	0.052		0.005	mg/L	0.05000	ND	104%	55-145%		

Quality Control
(Continued)

Anions by EPA Method 300.0

Analyte	Result	Qual	Reporting Limit	Units	Spike Level	Source Result	%REC	%REC Limits	RPD	RPD Limit

The contents of this report apply to the sample(s) analyzed in accordance with the chain of custody document.
No duplication of this report is allowed, except in its entirety.

Am Test Inc.
13600 NE 126th Place Suite C
Kirkland, WA
(425) 885-1664
www.amtestlab.com

AMTEST LABORATORIES

ANALYSIS REPORT

Professional Analytical Services

Date Received: 03/10/26
Date Reported: 03/25/26

OnSite Environmental Inc.
14648 NE 95th ST
Redmond, WA 98052
Attention: David Baumeister
Project Name: OSE
Project #: 791014801

Quality Control
(Continued)

Anions by EPA Method 300.0 (Continued)

Analyte	Result	Qual	Reporting Limit	Units	Spike Level	Source Result	%REC	%REC Limits	RPD	RPD Limit
Batch: BDC0251 - No Prep - WetChem										
LCS (BDC0251-BS1)					Prepared & Analyzed: 03/11/26					
Chloride	1.00		0.10	mg/L	1.000		100%	90-110%		
Fluoride	1.01		0.05	mg/L	1.000		101%	90-110%		
Nitrate Nitrogen	1.01		0.025	mg/L	1.000		101%	90-110%		
Nitrite Nitrogen	0.986		0.005	mg/L	1.000		99%	90-110%		
Sulfate	1.00		0.10	mg/L	1.000		100%	90-110%		
LCS (BDC0251-BS2)					Prepared & Analyzed: 03/11/26					
Chloride	1.00		0.10	mg/L	1.000		100%	90-110%		
Fluoride	1.03		0.05	mg/L	1.000		103%	90-110%		
Nitrate Nitrogen	1.04		0.025	mg/L	1.000		104%	90-110%		
Nitrite Nitrogen	0.939		0.005	mg/L	1.000		94%	90-110%		
Sulfate	0.98		0.10	mg/L	1.000		98%	90-110%		
Calibration Blank (BDC0251-CCB1)					Prepared & Analyzed: 03/11/26					
Chloride	ND	U		mg/L						
Fluoride	ND			mg/L						
Nitrate Nitrogen	ND			mg/L						
Nitrite Nitrogen	ND			mg/L						
Sulfate	ND	U		mg/L						
Calibration Blank (BDC0251-CCB2)					Prepared & Analyzed: 03/11/26					
Chloride	ND	U		mg/L						
Fluoride	ND			mg/L						
Nitrate Nitrogen	ND			mg/L						
Nitrite Nitrogen	ND			mg/L						
Sulfate	ND	U		mg/L						
Calibration Blank (BDC0251-CCB3)					Prepared & Analyzed: 03/11/26					
Chloride	ND	U		mg/L						
Fluoride	ND			mg/L						
Nitrate Nitrogen	ND			mg/L						
Nitrite Nitrogen	ND			mg/L						
Sulfate	ND	U		mg/L						
Calibration Blank (BDC0251-CCB4)					Prepared & Analyzed: 03/12/26					
Chloride	ND	U		mg/L						

The contents of this report apply to the sample(s) analyzed in accordance with the chain of custody document.
No duplication of this report is allowed, except in its entirety.

Am Test Inc.
13600 NE 126th Place Suite C
Kirkland, WA
(425) 885-1664
www.amtestlab.com

AMTEST LABORATORIES

ANALYSIS REPORT

Professional Analytical Services

Date Received: 03/10/26
Date Reported: 03/25/26

OnSite Environmental Inc.
14648 NE 95th ST
Redmond, WA 98052
Attention: David Baumeister
Project Name: OSE
Project #: 791014801

Quality Control
(Continued)

Anions by EPA Method 300.0 (Continued)

Analyte	Result	Qual	Reporting Limit	Units	Spike Level	Source Result	%REC	%REC Limits	RPD	RPD Limit
Batch: BDC0251 - No Prep - WetChem (Continued)										
Calibration Blank (BDC0251-CCB4)					Prepared & Analyzed: 03/12/26					
Fluoride	ND			mg/L						
Nitrate Nitrogen	ND			mg/L						
Nitrite Nitrogen	ND			mg/L						
Sulfate	ND	U		mg/L						
Calibration Check (BDC0251-CCV1)					Prepared & Analyzed: 03/11/26					
Chloride	2.01		0.10	mg/L	2.000		100%	85-115%		
Fluoride	2.01		0.05	mg/L	2.000		101%	85-115%		
Nitrate Nitrogen	2.01		0.025	mg/L	2.000		100%	85-115%		
Nitrite Nitrogen	2.00		0.005	mg/L	2.000		100%	85-115%		
Sulfate	2.00		0.10	mg/L	2.000		100%	85-115%		
Calibration Check (BDC0251-CCV2)					Prepared & Analyzed: 03/11/26					
Chloride	2.00		0.10	mg/L	2.000		100%	85-115%		
Fluoride	2.04		0.05	mg/L	2.000		102%	85-115%		
Nitrate Nitrogen	2.07		0.025	mg/L	2.000		104%	85-115%		
Nitrite Nitrogen	1.98		0.005	mg/L	2.000		99%	85-115%		
Sulfate	1.94		0.10	mg/L	2.000		97%	85-115%		
Calibration Check (BDC0251-CCV3)					Prepared & Analyzed: 03/11/26					
Chloride	2.11		0.10	mg/L	2.000		106%	85-115%		
Fluoride	2.04		0.05	mg/L	2.000		102%	85-115%		
Nitrate Nitrogen	2.06		0.025	mg/L	2.000		103%	85-115%		
Nitrite Nitrogen	1.94		0.005	mg/L	2.000		97%	85-115%		
Sulfate	1.99		0.10	mg/L	2.000		99%	85-115%		
Calibration Check (BDC0251-CCV4)					Prepared & Analyzed: 03/12/26					
Chloride	2.00		0.10	mg/L	2.000		100%	85-115%		
Fluoride	2.06		0.05	mg/L	2.000		103%	85-115%		
Nitrate Nitrogen	2.05		0.025	mg/L	2.000		103%	85-115%		
Nitrite Nitrogen	1.95		0.005	mg/L	2.000		98%	85-115%		
Sulfate	2.03		0.10	mg/L	2.000		102%	85-115%		
Duplicate (BDC0251-DUP1)		**Source: A26C0218-01**			Prepared & Analyzed: 03/11/26					
Chloride	3.67		0.10	mg/L		3.67			0.05	20
Fluoride	ND		0.05	mg/L		ND				20

The contents of this report apply to the sample(s) analyzed in accordance with the chain of custody document.
No duplication of this report is allowed, except in its entirety.

Am Test Inc.
13600 NE 126th Place Suite C
Kirkland, WA
(425) 885-1664
www.amtestlab.com

AMTEST LABORATORIES

ANALYSIS REPORT

Professional Analytical Services

Date Received: 03/10/26
Date Reported: 03/25/26

OnSite Environmental Inc.
14648 NE 95th ST
Redmond, WA 98052
Attention: David Baumeister
Project Name: OSE
Project #: 791014801

Quality Control
(Continued)

Anions by EPA Method 300.0 (Continued)

Analyte	Result	Qual	Reporting Limit	Units	Spike Level	Source Result	%REC	%REC Limits	RPD	RPD Limit
Batch: BDC0251 - No Prep - WetChem (Continued)										
Duplicate (BDC0251-DUP1)		**Source: A26C0218-01**			Prepared & Analyzed: 03/11/26					
Nitrate Nitrogen	1.34		0.025	mg/L		1.35			0.2	20
Nitrite Nitrogen	ND		0.005	mg/L		ND				20
Sulfate	6.37		0.10	mg/L		6.36			0.09	20
Duplicate (BDC0251-DUP2)		**Source: A26C0233-01**			Prepared & Analyzed: 03/11/26					
Chloride	3.96		0.10	mg/L		3.96			0.1	20
Fluoride	0.22		0.05	mg/L		0.21			4	20
Nitrate Nitrogen	ND		0.025	mg/L		ND				20
Nitrite Nitrogen	ND		0.005	mg/L		ND				20
Sulfate	2.63		0.10	mg/L		2.64			0.5	20
Duplicate (BDC0251-DUP3)		**Source: A26C0228-01**			Prepared & Analyzed: 03/11/26					
Chloride	0.11		0.10	mg/L		0.12			4	20
Fluoride	ND		0.05	mg/L		ND				20
Nitrate Nitrogen	ND		0.025	mg/L		ND				20
Nitrite Nitrogen	ND		0.005	mg/L		ND				20
Sulfate	ND	U	0.10	mg/L		ND				20
MRL Check (BDC0251-MRL1)					Prepared & Analyzed: 03/11/26					
Chloride	0.10		0.10	mg/L	0.1000		103%	50-150%		
Fluoride	0.11		0.05	mg/L	0.1000		107%	50-150%		
Nitrate Nitrogen	0.089		0.025	mg/L	0.1000		89%	50-150%		
Nitrite Nitrogen	0.105		0.005	mg/L	0.1000		105%	50-150%		
Sulfate	0.10		0.10	mg/L	0.1000		101%	50-150%		
Matrix Spike (BDC0251-MS1)		**Source: A26C0218-01**			Prepared & Analyzed: 03/11/26					
Chloride	5.66	D	0.20	mg/L	2.000	3.67	100%	80-120%		
Fluoride	2.07		0.10	mg/L	2.000	ND	104%	90-110%		
Nitrate Nitrogen	3.37		0.050	mg/L	2.000	1.35	101%	80-120%		
Nitrite Nitrogen	1.99		0.010	mg/L	2.000	ND	100%	80-120%		
Sulfate	8.01	D	0.20	mg/L	2.000	6.36	83%	80-120%		
Matrix Spike (BDC0251-MS2)		**Source: A26C0233-01**			Prepared & Analyzed: 03/11/26					
Chloride	5.93	D	0.20	mg/L	2.000	3.96	98%	80-120%		
Fluoride	2.28		0.10	mg/L	2.000	0.21	103%	90-110%		
Nitrate Nitrogen	2.03		0.050	mg/L	2.000	ND	101%	80-120%		

The contents of this report apply to the sample(s) analyzed in accordance with the chain of custody document.
No duplication of this report is allowed, except in its entirety.

Am Test Inc.
13600 NE 126th Place Suite C
Kirkland, WA
(425) 885-1664
www.amtestlab.com

ANALYSIS REPORT

Professional Analytical Services

Date Received: 03/10/26
Date Reported: 03/25/26

OnSite Environmental Inc.
14648 NE 95th ST
Redmond, WA 98052
Attention: David Baumeister
Project Name: OSE
Project #: 791014801

Quality Control
(Continued)

Anions by EPA Method 300.0 (Continued)

Analyte	Result	Qual	Reporting Limit	Units	Spike Level	Source Result	%REC	%REC Limits	RPD	RPD Limit
Batch: BDC0251 - No Prep - WetChem (Continued)										
Matrix Spike (BDC0251-MS2)		**Source: A26C0233-01**			Prepared & Analyzed: 03/11/26					
Nitrite Nitrogen	1.97		0.010	mg/L	2.000	ND	98%	80-120%		
Sulfate	4.51	D	0.20	mg/L	2.000	2.64	94%	80-120%		
Matrix Spike (BDC0251-MS3)		**Source: A26C0228-01**			Prepared & Analyzed: 03/11/26					
Chloride	2.13	D	0.20	mg/L	2.000	0.12	101%	80-120%		
Fluoride	2.11		0.10	mg/L	2.000	ND	105%	90-110%		
Nitrate Nitrogen	2.08		0.050	mg/L	2.000	ND	104%	80-120%		
Nitrite Nitrogen	1.86		0.010	mg/L	2.000	ND	93%	80-120%		
Sulfate	2.06	D	0.20	mg/L	2.000	ND	103%	80-120%		
Reference (BDC0251-SRM1)					Prepared & Analyzed: 03/11/26					
Chloride	5.00		0.10	mg/L	5.000		100%	0-200%		
Fluoride	1.01		0.05	mg/L	1.000		101%	0-200%		
Nitrate Nitrogen	1.07		0.025	mg/L	1.000		107%	0-200%		
Nitrite Nitrogen	1.07		0.005	mg/L	1.000		107%	0-200%		
Sulfate	5.05		0.10	mg/L	5.000		101%	0-200%		

Quality Control
(Continued)

Metals by EPA 200 Series Methods

Analyte	Result	Qual	Reporting Limit	Units	Spike Level	Source Result	%REC	%REC Limits	RPD	RPD Limit
Batch: BDC0289 - EPA 200.7 Digested										
Blank (BDC0289-BLK1)					Prepared: 03/16/26 Analyzed: 03/18/26					
Calcium	ND	U	0.200	mg/L						
Hardness as (CaCO3)	ND	U	1.00	mg/L						
Iron	ND	U	0.030	mg/L						
Magnesium	ND	U	0.050	mg/L						
Sodium	ND	U	0.100	mg/L						
Blank (BDC0289-BLK2)					Prepared: 03/16/26 Analyzed: 03/18/26					
Calcium	ND	U	0.200	mg/L						

The contents of this report apply to the sample(s) analyzed in accordance with the chain of custody document.
No duplication of this report is allowed, except in its entirety.

Am Test Inc.
13600 NE 126th Place Suite C
Kirkland, WA
(425) 885-1664
www.amtestlab.com

AMTEST LABORATORIES

Professional Analytical Services

ANALYSIS REPORT

Date Received: 03/10/26
Date Reported: 03/25/26

OnSite Environmental Inc.
14648 NE 95th ST
Redmond, WA 98052
Attention: David Baumeister
Project Name: OSE
Project #: 791014801

Quality Control
(Continued)

Metals by EPA 200 Series Methods (Continued)

Analyte	Result	Qual	Reporting Limit	Units	Spike Level	Source Result	%REC	%REC Limits	RPD	RPD Limit
Batch: BDC0289 - EPA 200.7 Digested (Continued)										
Blank (BDC0289-BLK2)					Prepared: 03/16/26 Analyzed: 03/18/26					
Hardness as (CaCO3)	ND	U	1.00	mg/L						
Iron	ND	U	0.030	mg/L						
Magnesium	ND	U	0.050	mg/L						
Sodium	ND	U	0.100	mg/L						
LCS (BDC0289-BS1)					Prepared: 03/16/26 Analyzed: 03/18/26					
Calcium	19.5		0.200	mg/L	21.00		93%	85-115%		
Iron	8.56		0.030	mg/L	9.000		95%	85-115%		
Magnesium	19.8		0.050	mg/L	21.00		94%	85-115%		
Sodium	19.8		0.100	mg/L	21.00		94%	85-115%		
LCS (BDC0289-BS2)					Prepared: 03/16/26 Analyzed: 03/18/26					
Calcium	19.8		0.200	mg/L	21.00		94%	85-115%		
Iron	8.62		0.030	mg/L	9.000		96%	85-115%		
Magnesium	20.4		0.050	mg/L	21.00		97%	85-115%		
Sodium	20.2		0.100	mg/L	21.00		96%	85-115%		
Calibration Blank (BDC0289-CCB1)					Prepared: 03/16/26 Analyzed: 03/18/26					
Calcium	ND	U		mg/L						
Iron	0.002			mg/L						
Magnesium	ND	U		mg/L						
Sodium	ND	U		mg/L						
Calibration Blank (BDC0289-CCB2)					Prepared: 03/16/26 Analyzed: 03/18/26					
Calcium	ND	U		mg/L						
Iron	0.004			mg/L						
Magnesium	ND	U		mg/L						
Sodium	ND	U		mg/L						
Calibration Blank (BDC0289-CCB3)					Prepared: 03/16/26 Analyzed: 03/18/26					
Calcium	ND	U		mg/L						
Iron	0.009			mg/L						
Magnesium	ND	U		mg/L						
Sodium	ND	U		mg/L						
Calibration Blank (BDC0289-CCB4)					Prepared: 03/16/26 Analyzed: 03/18/26					

The contents of this report apply to the sample(s) analyzed in accordance with the chain of custody document.
No duplication of this report is allowed, except in its entirety.

Am Test Inc.
13600 NE 126th Place Suite C
Kirkland, WA
(425) 885-1664
www.amtestlab.com

ANALYSIS REPORT

Professional Analytical Services

OnSite Environmental Inc.
14648 NE 95th ST
Redmond, WA 98052
Attention: David Baumeister
Project Name: OSE
Project #: 791014801

Date Received: 03/10/26
Date Reported: 03/25/26

Quality Control
(Continued)

Metals by EPA 200 Series Methods (Continued)

Analyte	Result	Qual	Reporting Limit	Units	Spike Level	Source Result	%REC	%REC Limits	RPD	RPD Limit
Batch: BDC0289 - EPA 200.7 Digested (Continued)										
Calibration Blank (BDC0289-CCB4)					Prepared: 03/16/26 Analyzed: 03/18/26					
Calcium	ND	U		mg/L						
Iron	0.023			mg/L						
Magnesium	ND	U		mg/L						
Sodium	ND	U		mg/L						
Calibration Check (BDC0289-CCV1)					Prepared: 03/16/26 Analyzed: 03/18/26					
Calcium	4.03		0.200	mg/L	4.000		101%	85-115%		
Iron	2.08		0.030	mg/L	2.000		104%	85-115%		
Magnesium	4.18		0.050	mg/L	4.000		105%	85-115%		
Sodium	2.12		0.100	mg/L	2.000		106%	85-115%		
Calibration Check (BDC0289-CCV2)					Prepared: 03/16/26 Analyzed: 03/18/26					
Calcium	4.05		0.200	mg/L	4.000		101%	85-115%		
Iron	2.09		0.030	mg/L	2.000		104%	85-115%		
Magnesium	4.23		0.050	mg/L	4.000		106%	85-115%		
Sodium	2.12		0.100	mg/L	2.000		106%	85-115%		
Calibration Check (BDC0289-CCV3)					Prepared: 03/16/26 Analyzed: 03/18/26					
Calcium	4.02		0.200	mg/L	4.000		101%	85-115%		
Iron	2.02		0.030	mg/L	2.000		101%	85-115%		
Magnesium	4.13		0.050	mg/L	4.000		103%	85-115%		
Sodium	2.05		0.100	mg/L	2.000		103%	85-115%		
Calibration Check (BDC0289-CCV4)					Prepared: 03/16/26 Analyzed: 03/18/26					
Calcium	3.94		0.200	mg/L	4.000		99%	85-115%		
Iron	2.02		0.030	mg/L	2.000		101%	85-115%		
Magnesium	4.09		0.050	mg/L	4.000		102%	85-115%		
Sodium	2.00		0.100	mg/L	2.000		100%	85-115%		
Matrix Spike (BDC0289-MS1)		**Source: A26C0218-01**			Prepared: 03/16/26 Analyzed: 03/18/26					
Calcium	40.6		0.200	mg/L	21.00	20.7	95%	70-130%		
Iron	9.10		0.030	mg/L	9.000	0.040	101%	70-130%		
Magnesium	32.0		0.050	mg/L	21.00	11.6	97%	70-130%		
Sodium	29.1		0.100	mg/L	21.00	8.10	100%	70-130%		
Matrix Spike (BDC0289-MS2)		**Source: A26C0253-10**			Prepared: 03/16/26 Analyzed: 03/18/26					

The contents of this report apply to the sample(s) analyzed in accordance with the chain of custody document.
No duplication of this report is allowed, except in its entirety.

Am Test Inc.
13600 NE 126th Place Suite C
Kirkland, WA
(425) 885-1664
www.amtestlab.com

ANALYSIS REPORT

Professional Analytical Services

OnSite Environmental Inc.
14648 NE 95th ST
Redmond, WA 98052
Attention: David Baumeister
Project Name: OSE
Project #: 791014801

Date Received: 03/10/26
Date Reported: 03/25/26

Quality Control
(Continued)

Metals by EPA 200 Series Methods (Continued)

Analyte	Result	Qual	Reporting Limit	Units	Spike Level	Source Result	%REC	%REC Limits	RPD	RPD Limit
Batch: BDC0289 - EPA 200.7 Digested (Continued)										
Matrix Spike (BDC0289-MS2)		**Source: A26C0253-10**			Prepared: 03/16/26 Analyzed: 03/18/26					
Calcium	24.5		0.200	mg/L	21.00	5.04	93%	70-130%		
Iron	8.71		0.030	mg/L	9.000	0.031	96%	70-130%		
Magnesium	23.5		0.050	mg/L	21.00	3.33	96%	70-130%		
Sodium	23.6		0.100	mg/L	21.00	3.34	96%	70-130%		
Matrix Spike (BDC0289-MS3)		**Source: A26C0297-03**			Prepared: 03/16/26 Analyzed: 03/18/26					
Calcium	20.9		0.200	mg/L	21.00	1.15	94%	70-130%		
Iron	8.76		0.030	mg/L	9.000	0.209	95%	70-130%		
Magnesium	20.6		0.050	mg/L	21.00	0.227	97%	70-130%		
Sodium	21.0		0.100	mg/L	21.00	0.687	97%	70-130%		
Matrix Spike (BDC0289-MS4)		**Source: A26C0331-03**			Prepared: 03/16/26 Analyzed: 03/18/26					
Calcium	32.5		0.200	mg/L	21.00	15.2	82%	70-130%		
Iron	9.89		0.030	mg/L	9.000	1.70	91%	70-130%		
Magnesium	29.1		0.050	mg/L	21.00	10.8	87%	70-130%		
Sodium	26.8		0.100	mg/L	21.00	8.02	89%	70-130%		
Matrix Spike Dup (BDC0289-MSD1)		**Source: A26C0218-01**			Prepared: 03/16/26 Analyzed: 03/18/26					
Calcium	38.9		0.200	mg/L	21.00	20.7	87%	70-130%	4	15
Iron	8.75		0.030	mg/L	9.000	0.040	97%	70-130%	4	15
Magnesium	30.7		0.050	mg/L	21.00	11.6	91%	70-130%	4	15
Sodium	27.8		0.100	mg/L	21.00	8.10	94%	70-130%	4	15
Matrix Spike Dup (BDC0289-MSD2)		**Source: A26C0253-10**			Prepared: 03/16/26 Analyzed: 03/18/26					
Calcium	24.7		0.200	mg/L	21.00	5.04	94%	70-130%	1	15
Iron	8.84		0.030	mg/L	9.000	0.031	98%	70-130%	1	15
Magnesium	23.6		0.050	mg/L	21.00	3.33	97%	70-130%	0.7	15
Sodium	23.7		0.100	mg/L	21.00	3.34	97%	70-130%	0.7	15
Matrix Spike Dup (BDC0289-MSD3)		**Source: A26C0297-03**			Prepared: 03/16/26 Analyzed: 03/18/26					
Calcium	20.8		0.200	mg/L	21.00	1.15	94%	70-130%	0.2	15
Iron	8.82		0.030	mg/L	9.000	0.209	96%	70-130%	0.7	15
Magnesium	20.6		0.050	mg/L	21.00	0.227	97%	70-130%	0.04	15
Sodium	21.0		0.100	mg/L	21.00	0.687	97%	70-130%	0.09	15
Matrix Spike Dup (BDC0289-MSD4)		**Source: A26C0331-03**			Prepared: 03/16/26 Analyzed: 03/18/26					

The contents of this report apply to the sample(s) analyzed in accordance with the chain of custody document.
No duplication of this report is allowed, except in its entirety.

Am Test Inc.
13600 NE 126th Place Suite C
Kirkland, WA
(425) 885-1664
www.amtestlab.com

AMTEST LABORATORIES

ANALYSIS REPORT

Professional Analytical Services

Date Received: 03/10/26
Date Reported: 03/25/26

OnSite Environmental Inc.
14648 NE 95th ST
Redmond, WA 98052
Attention: David Baumeister
Project Name: OSE
Project #: 791014801

Quality Control
(Continued)

Metals by EPA 200 Series Methods (Continued)

Analyte	Result	Qual	Reporting Limit	Units	Spike Level	Source Result	%REC	%REC Limits	RPD	RPD Limit
Batch: BDC0289 - EPA 200.7 Digested (Continued)										
Matrix Spike Dup (BDC0289-MSD4)		**Source: A26C0331-03**			Prepared: 03/16/26 Analyzed: 03/18/26					
Calcium	31.5		0.200	mg/L	21.00	15.2	77%	70-130%	3	15
Iron	9.60		0.030	mg/L	9.000	1.70	88%	70-130%	3	15
Magnesium	28.2		0.050	mg/L	21.00	10.8	83%	70-130%	3	15
Sodium	26.0		0.100	mg/L	21.00	8.02	86%	70-130%	3	15
Batch: BDC0312 - EPA 200.8 Digested										
Blank (BDC0312-BLK1)					Prepared: 03/17/26 Analyzed: 03/19/26					
Antimony	ND	U	0.300	ug/L						
Arsenic	ND	U	0.100	ug/L						
Barium	ND	U	0.300	ug/L						
Beryllium	ND	U	0.300	ug/L						
Cadmium	ND	U	0.100	ug/L						
Chromium	ND	U	0.500	ug/L						
Copper	ND	U	0.500	ug/L						
Lead	ND	U	0.200	ug/L						
Manganese	ND	U	0.200	ug/L						
Nickel	ND	U	0.200	ug/L						
Selenium	ND	U	1.000	ug/L						
Silver	ND	U	0.200	ug/L						
Thallium	ND	U	0.100	ug/L						
Zinc	ND	U	0.500	ug/L						
Blank (BDC0312-BLK2)					Prepared: 03/17/26 Analyzed: 03/19/26					
Antimony	ND	U	0.300	ug/L						
Arsenic	ND	U	0.100	ug/L						
Barium	ND	U	0.300	ug/L						
Beryllium	ND	U	0.300	ug/L						
Cadmium	ND	U	0.100	ug/L						
Chromium	ND	U	0.500	ug/L						
Copper	ND	U	0.500	ug/L						
Lead	ND	U	0.200	ug/L						
Manganese	0.156		0.200	ug/L						
Nickel	ND	U	0.200	ug/L						
Selenium	ND	U	1.000	ug/L						
Silver	ND	U	0.200	ug/L						

The contents of this report apply to the sample(s) analyzed in accordance with the chain of custody document.
No duplication of this report is allowed, except in its entirety.

Am Test Inc.
13600 NE 126th Place Suite C
Kirkland, WA
(425) 885-1664
www.amtestlab.com

ANALYSIS REPORT

Professional Analytical Services

OnSite Environmental Inc.
14648 NE 95th ST
Redmond, WA 98052
Attention: David Baumeister
Project Name: OSE
Project #: 791014801

Date Received: 03/10/26
Date Reported: 03/25/26

Quality Control
(Continued)

Metals by EPA 200 Series Methods (Continued)

Analyte	Result	Qual	Reporting Limit	Units	Spike Level	Source Result	%REC	%REC Limits	RPD	RPD Limit
Batch: BDC0312 - EPA 200.8 Digested (Continued)										
Blank (BDC0312-BLK2)					Prepared: 03/17/26 Analyzed: 03/19/26					
Thallium	ND	U	0.100	ug/L						
Zinc	ND	U	0.500	ug/L						
Blank (BDC0312-BLK3)					Prepared: 03/17/26 Analyzed: 03/19/26					
Antimony	ND	U	0.300	ug/L						
Arsenic	ND	U	0.100	ug/L						
Barium	ND	U	0.300	ug/L						
Beryllium	ND	U	0.300	ug/L						
Cadmium	ND	U	0.100	ug/L						
Chromium	ND	U	0.500	ug/L						
Copper	ND	U	0.500	ug/L						
Lead	ND	U	0.200	ug/L						
Manganese	ND	U	0.200	ug/L						
Nickel	ND	U	0.200	ug/L						
Selenium	ND	U	1.000	ug/L						
Silver	ND	U	0.200	ug/L						
Thallium	ND	U	0.100	ug/L						
Zinc	ND	U	0.500	ug/L						
LCS (BDC0312-BS1)					Prepared: 03/17/26 Analyzed: 03/19/26					
Antimony	1,021		0.300	ug/L	1,000		102%	85-115%		
Arsenic	1,106		0.100	ug/L	1,000		111%	85-115%		
Barium	1,078		0.300	ug/L	1,000		108%	85-115%		
Beryllium	1,148		0.300	ug/L	1,000		115%	85-115%		
Cadmium	1,102		0.100	ug/L	1,000		110%	85-115%		
Chromium	1,078		0.500	ug/L	1,000		108%	85-115%		
Copper	1,074		0.500	ug/L	1,000		107%	85-115%		
Lead	981.0		0.200	ug/L	1,000		98%	85-115%		
Manganese	1,091		0.200	ug/L	1,000		109%	85-115%		
Nickel	1,063		0.200	ug/L	1,000		106%	85-115%		
Selenium	1,117		1.000	ug/L	1,000		112%	85-115%		
Silver	522.0		0.200	ug/L	500.0		104%	85-115%		
Thallium	1,019		0.100	ug/L	1,000		102%	85-115%		
Zinc	1,113		0.500	ug/L	1,000		111%	85-115%		
LCS (BDC0312-BS2)					Prepared: 03/17/26 Analyzed: 03/19/26					

The contents of this report apply to the sample(s) analyzed in accordance with the chain of custody document.
No duplication of this report is allowed, except in its entirety.

Am Test Inc.
13600 NE 126th Place Suite C
Kirkland, WA
(425) 885-1664
www.amtestlab.com

AMTEST LABORATORIES

ANALYSIS REPORT

Professional Analytical Services

Date Received: 03/10/26
Date Reported: 03/25/26

OnSite Environmental Inc.
14648 NE 95th ST
Redmond, WA 98052
Attention: David Baumeister
Project Name: OSE
Project #: 791014801

Quality Control
(Continued)

Metals by EPA 200 Series Methods (Continued)

Analyte	Result	Qual	Reporting Limit	Units	Spike Level	Source Result	%REC	%REC Limits	RPD	RPD Limit

Batch: BDC0312 - EPA 200.8 Digested (Continued)

LCS (BDC0312-BS2) Prepared: 03/17/26 Analyzed: 03/19/26

Antimony	915.9		0.300	ug/L	1,000		92%	85-115%		
Arsenic	1,001		0.100	ug/L	1,000		100%	85-115%		
Barium	970.2		0.300	ug/L	1,000		97%	85-115%		
Beryllium	1,032		0.300	ug/L	1,000		103%	85-115%		
Cadmium	987.7		0.100	ug/L	1,000		99%	85-115%		
Chromium	980.3		0.500	ug/L	1,000		98%	85-115%		
Copper	948.2		0.500	ug/L	1,000		95%	85-115%		
Lead	896.7		0.200	ug/L	1,000		90%	85-115%		
Manganese	993.6		0.200	ug/L	1,000		99%	85-115%		
Nickel	932.5		0.200	ug/L	1,000		93%	85-115%		
Selenium	1,084		1.000	ug/L	1,000		108%	85-115%		
Silver	479.9		0.200	ug/L	500.0		96%	85-115%		
Thallium	917.5		0.100	ug/L	1,000		92%	85-115%		
Zinc	976.5		0.500	ug/L	1,000		98%	85-115%		

LCS (BDC0312-BS3) Prepared: 03/17/26 Analyzed: 03/19/26

Antimony	896.7		0.300	ug/L	1,000		90%	85-115%		
Arsenic	963.9		0.100	ug/L	1,000		96%	85-115%		
Barium	950.2		0.300	ug/L	1,000		95%	85-115%		
Beryllium	1,037		0.300	ug/L	1,000		104%	85-115%		
Cadmium	970.2		0.100	ug/L	1,000		97%	85-115%		
Chromium	954.7		0.500	ug/L	1,000		95%	85-115%		
Copper	935.3		0.500	ug/L	1,000		94%	85-115%		
Lead	888.9		0.200	ug/L	1,000		89%	85-115%		
Manganese	974.4		0.200	ug/L	1,000		97%	85-115%		
Nickel	900.3		0.200	ug/L	1,000		90%	85-115%		
Selenium	891.4		1.000	ug/L	1,000		89%	85-115%		
Silver	470.3		0.200	ug/L	500.0		94%	85-115%		
Thallium	897.3		0.100	ug/L	1,000		90%	85-115%		
Zinc	936.3		0.500	ug/L	1,000		94%	85-115%		

Calibration Blank (BDC0312-CCB1) Prepared: 03/17/26 Analyzed: 03/19/26

Antimony	ND	U		ug/L						
Arsenic	ND	U		ug/L						
Barium	ND	U		ug/L						
Beryllium	ND	U		ug/L						

The contents of this report apply to the sample(s) analyzed in accordance with the chain of custody document.
No duplication of this report is allowed, except in its entirety.

Am Test Inc.
13600 NE 126th Place Suite C
Kirkland, WA
(425) 885-1664
www.amtestlab.com

ANALYSIS REPORT

Professional Analytical Services

OnSite Environmental Inc.
14648 NE 95th ST
Redmond, WA 98052
Attention: David Baumeister
Project Name: OSE
Project #: 791014801

Date Received: 03/10/26
Date Reported: 03/25/26

Quality Control
(Continued)

Metals by EPA 200 Series Methods (Continued)

Analyte	Result	Qual	Reporting Limit	Units	Spike Level	Source Result	%REC	%REC Limits	RPD	RPD Limit

Batch: BDC0312 - EPA 200.8 Digested (Continued)

Calibration Blank (BDC0312-CCB1) Prepared: 03/17/26 Analyzed: 03/19/26

Cadmium	0.005		ug/L
Chromium	ND	U	ug/L
Copper	ND	U	ug/L
Lead	ND	U	ug/L
Manganese	ND	U	ug/L
Nickel	0.071		ug/L
Selenium	ND	U	ug/L
Silver	ND	U	ug/L
Thallium	0.005		ug/L
Zinc	0.037		ug/L

Calibration Blank (BDC0312-CCB2) Prepared: 03/17/26 Analyzed: 03/19/26

Antimony	ND	U	ug/L
Arsenic	ND	U	ug/L
Barium	ND	U	ug/L
Beryllium	0.013		ug/L
Cadmium	0.005		ug/L
Chromium	ND	U	ug/L
Copper	ND	U	ug/L
Lead	ND	U	ug/L
Manganese	ND	U	ug/L
Nickel	ND	U	ug/L
Selenium	ND	U	ug/L
Silver	ND	U	ug/L
Thallium	0.006		ug/L
Zinc	0.031		ug/L

Calibration Blank (BDC0312-CCB3) Prepared: 03/17/26 Analyzed: 03/19/26

Antimony	ND	U	ug/L
Arsenic	ND	U	ug/L
Barium	ND	U	ug/L
Beryllium	0.003		ug/L
Cadmium	0.004		ug/L
Chromium	ND	U	ug/L
Copper	ND	U	ug/L
Lead	0.001		ug/L

The contents of this report apply to the sample(s) analyzed in accordance with the chain of custody document.
No duplication of this report is allowed, except in its entirety.

Am Test Inc.
13600 NE 126th Place Suite C
Kirkland, WA
(425) 885-1664
www.amtestlab.com

AMTEST LABORATORIES

Professional Analytical Services

ANALYSIS REPORT

Date Received: 03/10/26
Date Reported: 03/25/26

OnSite Environmental Inc.
14648 NE 95th ST
Redmond, WA 98052
Attention: David Baumeister
Project Name: OSE
Project #: 791014801

Quality Control
(Continued)

Metals by EPA 200 Series Methods (Continued)

Analyte	Result	Qual	Reporting Limit	Units	Spike Level	Source Result	%REC	%REC Limits	RPD	RPD Limit

Batch: BDC0312 - EPA 200.8 Digested (Continued)

Calibration Blank (BDC0312-CCB3) Prepared: 03/17/26 Analyzed: 03/19/26

Manganese	0.012		ug/L
Nickel	ND	U	ug/L
Selenium	ND	U	ug/L
Silver	ND	U	ug/L
Thallium	0.005		ug/L
Zinc	0.041		ug/L

Calibration Blank (BDC0312-CCB4) Prepared: 03/17/26 Analyzed: 03/19/26

Antimony	ND	U	ug/L
Arsenic	ND	U	ug/L
Barium	ND	U	ug/L
Beryllium	ND	U	ug/L
Cadmium	0.001		ug/L
Chromium	ND	U	ug/L
Copper	ND	U	ug/L
Lead	ND	U	ug/L
Manganese	ND	U	ug/L
Nickel	ND	U	ug/L
Selenium	ND	U	ug/L
Silver	ND	U	ug/L
Thallium	0.004		ug/L
Zinc	0.022		ug/L

Calibration Blank (BDC0312-CCB5) Prepared: 03/17/26 Analyzed: 03/19/26

Antimony	ND	U	ug/L
Arsenic	ND	U	ug/L
Barium	ND	U	ug/L
Beryllium	0.004		ug/L
Cadmium	0.002		ug/L
Chromium	ND	U	ug/L
Copper	ND	U	ug/L
Lead	ND	U	ug/L
Manganese	0.012		ug/L
Nickel	ND	U	ug/L
Selenium	ND	U	ug/L
Silver	ND	U	ug/L

The contents of this report apply to the sample(s) analyzed in accordance with the chain of custody document.
No duplication of this report is allowed, except in its entirety.

Am Test Inc.
13600 NE 126th Place Suite C
Kirkland, WA
(425) 885-1664
www.amtestlab.com

AMTEST LABORATORIES

ANALYSIS REPORT

Professional Analytical Services

Date Received: 03/10/26
Date Reported: 03/25/26

OnSite Environmental Inc.
14648 NE 95th ST
Redmond, WA 98052
Attention: David Baumeister
Project Name: OSE
Project #: 791014801

Quality Control
(Continued)

Metals by EPA 200 Series Methods (Continued)

Analyte	Result	Qual	Reporting Limit	Units	Spike Level	Source Result	%REC	%REC Limits	RPD	RPD Limit

Batch: BDC0312 - EPA 200.8 Digested (Continued)

Calibration Blank (BDC0312-CCB5) Prepared: 03/17/26 Analyzed: 03/19/26

Thallium	0.004			ug/L						
Zinc	0.038			ug/L						

Calibration Blank (BDC0312-CCB6) Prepared: 03/17/26 Analyzed: 03/19/26

Antimony	ND	U		ug/L						
Arsenic	ND	U		ug/L						
Barium	ND	U		ug/L						
Beryllium	ND	U		ug/L						
Cadmium	0.003			ug/L						
Chromium	ND	U		ug/L						
Copper	ND	U		ug/L						
Lead	ND	U		ug/L						
Manganese	ND	U		ug/L						
Nickel	ND	U		ug/L						
Selenium	ND	U		ug/L						
Silver	ND	U		ug/L						
Thallium	0.004			ug/L						
Zinc	0.025			ug/L						

Calibration Check (BDC0312-CCV1) Prepared: 03/17/26 Analyzed: 03/19/26

Antimony	22.86		0.300	ug/L	25.00		91%	85-115%		
Arsenic	24.40		0.100	ug/L	25.00		98%	85-115%		
Barium	24.38		0.300	ug/L	25.00		98%	85-115%		
Beryllium	25.58		0.300	ug/L	25.00		102%	85-115%		
Cadmium	25.27		0.100	ug/L	25.00		101%	85-115%		
Chromium	24.34		0.500	ug/L	25.00		97%	85-115%		
Copper	23.83		0.500	ug/L	25.00		95%	85-115%		
Lead	22.27		0.200	ug/L	25.00		89%	85-115%		
Manganese	24.38		0.200	ug/L	25.00		98%	85-115%		
Nickel	23.92		0.200	ug/L	25.00		96%	85-115%		
Selenium	122.9		1.000	ug/L	125.0		98%	85-115%		
Silver	23.44		0.200	ug/L	25.00		94%	85-115%		
Thallium	22.34		0.100	ug/L	25.00		89%	85-115%		
Zinc	26.68		0.500	ug/L	25.00		107%	85-115%		

Calibration Check (BDC0312-CCV2) Prepared: 03/17/26 Analyzed: 03/19/26

The contents of this report apply to the sample(s) analyzed in accordance with the chain of custody document.
No duplication of this report is allowed, except in its entirety.

Am Test Inc.
13600 NE 126th Place Suite C
Kirkland, WA
(425) 885-1664
www.amtestlab.com

ANALYSIS REPORT

Professional Analytical Services

Date Received: 03/10/26
Date Reported: 03/25/26

OnSite Environmental Inc.
14648 NE 95th ST
Redmond, WA 98052
Attention: David Baumeister
Project Name: OSE
Project #: 791014801

Quality Control
(Continued)

Metals by EPA 200 Series Methods (Continued)

Analyte	Result	Qual	Reporting Limit	Units	Spike Level	Source Result	%REC	%REC Limits	RPD	RPD Limit

Batch: BDC0312 - EPA 200.8 Digested (Continued)

Calibration Check (BDC0312-CCV2) Prepared: 03/17/26 Analyzed: 03/19/26

Antimony	22.97		0.300	ug/L	25.00		92%	85-115%	
Arsenic	24.72		0.100	ug/L	25.00		99%	85-115%	
Barium	24.32		0.300	ug/L	25.00		97%	85-115%	
Beryllium	26.08		0.300	ug/L	25.00		104%	85-115%	
Cadmium	25.25		0.100	ug/L	25.00		101%	85-115%	
Chromium	24.16		0.500	ug/L	25.00		97%	85-115%	
Copper	24.09		0.500	ug/L	25.00		96%	85-115%	
Lead	22.62		0.200	ug/L	25.00		90%	85-115%	
Manganese	24.38		0.200	ug/L	25.00		98%	85-115%	
Nickel	23.60		0.200	ug/L	25.00		94%	85-115%	
Selenium	123.7		1.000	ug/L	125.0		99%	85-115%	
Silver	23.70		0.200	ug/L	25.00		95%	85-115%	
Thallium	23.86		0.100	ug/L	25.00		95%	85-115%	
Zinc	26.47		0.500	ug/L	25.00		106%	85-115%	

Calibration Check (BDC0312-CCV3) Prepared: 03/17/26 Analyzed: 03/19/26

Antimony	22.86		0.300	ug/L	25.00		91%	85-115%	
Arsenic	24.44		0.100	ug/L	25.00		98%	85-115%	
Barium	24.54		0.300	ug/L	25.00		98%	85-115%	
Beryllium	26.08		0.300	ug/L	25.00		104%	85-115%	
Cadmium	25.34		0.100	ug/L	25.00		101%	85-115%	
Chromium	24.06		0.500	ug/L	25.00		96%	85-115%	
Copper	23.70		0.500	ug/L	25.00		95%	85-115%	
Lead	22.64		0.200	ug/L	25.00		91%	85-115%	
Manganese	24.72		0.200	ug/L	25.00		99%	85-115%	
Nickel	23.34		0.200	ug/L	25.00		93%	85-115%	
Selenium	123.7		1.000	ug/L	125.0		99%	85-115%	
Silver	23.71		0.200	ug/L	25.00		95%	85-115%	
Thallium	23.69		0.100	ug/L	25.00		95%	85-115%	
Zinc	26.04		0.500	ug/L	25.00		104%	85-115%	

Calibration Check (BDC0312-CCV4) Prepared: 03/17/26 Analyzed: 03/19/26

Antimony	23.09		0.300	ug/L	25.00		92%	85-115%	
Arsenic	24.96		0.100	ug/L	25.00		100%	85-115%	
Barium	24.74		0.300	ug/L	25.00		99%	85-115%	
Beryllium	25.46		0.300	ug/L	25.00		102%	85-115%	

The contents of this report apply to the sample(s) analyzed in accordance with the chain of custody document.
No duplication of this report is allowed, except in its entirety.

Am Test Inc.
13600 NE 126th Place Suite C
Kirkland, WA
(425) 885-1664
www.amtestlab.com

AMTEST LABORATORIES

ANALYSIS REPORT

Professional Analytical Services

Date Received: 03/10/26
Date Reported: 03/25/26

OnSite Environmental Inc.
14648 NE 95th ST
Redmond, WA 98052
Attention: David Baumeister
Project Name: OSE
Project #: 791014801

Quality Control
(Continued)

Metals by EPA 200 Series Methods (Continued)

Analyte	Result	Qual	Reporting Limit	Units	Spike Level	Source Result	%REC	%REC Limits	RPD	RPD Limit
Batch: BDC0312 - EPA 200.8 Digested (Continued)										
Calibration Check (BDC0312-CCV4)					Prepared: 03/17/26 Analyzed: 03/19/26					
Cadmium	25.63		0.100	ug/L	25.00		103%	85-115%		
Chromium	24.20		0.500	ug/L	25.00		97%	85-115%		
Copper	23.78		0.500	ug/L	25.00		95%	85-115%		
Lead	22.46		0.200	ug/L	25.00		90%	85-115%		
Manganese	24.63		0.200	ug/L	25.00		99%	85-115%		
Nickel	23.20		0.200	ug/L	25.00		93%	85-115%		
Selenium	125.3		1.000	ug/L	125.0		100%	85-115%		
Silver	23.80		0.200	ug/L	25.00		95%	85-115%		
Thallium	25.50		0.100	ug/L	25.00		102%	85-115%		
Zinc	26.37		0.500	ug/L	25.00		105%	85-115%		
Calibration Check (BDC0312-CCV5)					Prepared: 03/17/26 Analyzed: 03/19/26					
Antimony	23.45		0.300	ug/L	25.00		94%	85-115%		
Arsenic	25.10		0.100	ug/L	25.00		100%	85-115%		
Barium	24.99		0.300	ug/L	25.00		100%	85-115%		
Beryllium	25.63		0.300	ug/L	25.00		103%	85-115%		
Cadmium	25.70		0.100	ug/L	25.00		103%	85-115%		
Chromium	24.42		0.500	ug/L	25.00		98%	85-115%		
Copper	24.14		0.500	ug/L	25.00		97%	85-115%		
Lead	22.66		0.200	ug/L	25.00		91%	85-115%		
Manganese	24.87		0.200	ug/L	25.00		99%	85-115%		
Nickel	23.73		0.200	ug/L	25.00		95%	85-115%		
Selenium	128.3		1.000	ug/L	125.0		103%	85-115%		
Silver	23.89		0.200	ug/L	25.00		96%	85-115%		
Thallium	26.39		0.100	ug/L	25.00		106%	85-115%		
Zinc	26.62		0.500	ug/L	25.00		106%	85-115%		
Calibration Check (BDC0312-CCV6)					Prepared: 03/17/26 Analyzed: 03/19/26					
Antimony	22.95		0.300	ug/L	25.00		92%	85-115%		
Arsenic	25.17		0.100	ug/L	25.00		101%	85-115%		
Barium	24.80		0.300	ug/L	25.00		99%	85-115%		
Beryllium	25.92		0.300	ug/L	25.00		104%	85-115%		
Cadmium	25.65		0.100	ug/L	25.00		103%	85-115%		
Chromium	24.22		0.500	ug/L	25.00		97%	85-115%		
Copper	23.84		0.500	ug/L	25.00		95%	85-115%		
Lead	22.58		0.200	ug/L	25.00		90%	85-115%		

The contents of this report apply to the sample(s) analyzed in accordance with the chain of custody document.
No duplication of this report is allowed, except in its entirety.

Am Test Inc.
13600 NE 126th Place Suite C
Kirkland, WA
(425) 885-1664
www.amtestlab.com

ANALYSIS REPORT

Professional Analytical Services

OnSite Environmental Inc.
14648 NE 95th ST
Redmond, WA 98052
Attention: David Baumeister
Project Name: OSE
Project #: 791014801

Date Received: 03/10/26
Date Reported: 03/25/26

Quality Control
(Continued)

Metals by EPA 200 Series Methods (Continued)

Analyte	Result	Qual	Reporting Limit	Units	Spike Level	Source Result	%REC	%REC Limits	RPD	RPD Limit
Batch: BDC0312 - EPA 200.8 Digested (Continued)										
Calibration Check (BDC0312-CCV6)					Prepared: 03/17/26 Analyzed: 03/19/26					
Manganese	24.84		0.200	ug/L	25.00		99%	85-115%		
Nickel	23.23		0.200	ug/L	25.00		93%	85-115%		
Selenium	126.1		1.000	ug/L	125.0		101%	85-115%		
Silver	24.17		0.200	ug/L	25.00		97%	85-115%		
Thallium	23.80		0.100	ug/L	25.00		95%	85-115%		
Zinc	26.02		0.500	ug/L	25.00		104%	85-115%		
Matrix Spike (BDC0312-MS1)		**Source: A26C0176-02**			Prepared: 03/17/26 Analyzed: 03/19/26					
Antimony	954.7		0.300	ug/L	1,000	1.733	95%	70-130%		
Arsenic	1,034		0.100	ug/L	1,000	0.732	103%	70-130%		
Barium	999.5		0.300	ug/L	1,000	11.91	99%	70-130%		
Beryllium	1,116		0.300	ug/L	1,000	ND	112%	70-130%		
Cadmium	1,029		0.100	ug/L	1,000	ND	103%	70-130%		
Chromium	1,002		0.500	ug/L	1,000	3.122	100%	70-130%		
Copper	994.9		0.500	ug/L	1,000	6.590	99%	70-130%		
Lead	911.0		0.200	ug/L	1,000	1.401	91%	70-130%		
Manganese	1,021		0.200	ug/L	1,000	14.78	101%	70-130%		
Nickel	1,002		0.200	ug/L	1,000	2.161	100%	70-130%		
Selenium	938.4		1.000	ug/L	1,000	ND	94%	70-130%		
Silver	435.8		0.200	ug/L	500.0	ND	87%	70-130%		
Thallium	944.8		0.100	ug/L	1,000	ND	94%	70-130%		
Zinc	1,036		0.500	ug/L	1,000	11.63	102%	70-130%		
Matrix Spike (BDC0312-MS2)		**Source: A26C0215-02**			Prepared: 03/17/26 Analyzed: 03/19/26					
Antimony	910.3		0.300	ug/L	1,000	2.927	91%	70-130%		
Arsenic	994.3		0.100	ug/L	1,000	1.481	99%	70-130%		
Barium	975.6		0.300	ug/L	1,000	23.38	95%	70-130%		
Beryllium	1,032		0.300	ug/L	1,000	ND	103%	70-130%		
Cadmium	979.9		0.100	ug/L	1,000	ND	98%	70-130%		
Chromium	970.8		0.500	ug/L	1,000	0.451	97%	70-130%		
Copper	950.7		0.500	ug/L	1,000	2.440	95%	70-130%		
Lead	893.3		0.200	ug/L	1,000	0.432	89%	70-130%		
Manganese	1,053		0.200	ug/L	1,000	68.24	98%	70-130%		
Nickel	950.4		0.200	ug/L	1,000	1.410	95%	70-130%		
Selenium	948.9		1.000	ug/L	1,000	ND	95%	70-130%		
Silver	478.2		0.200	ug/L	500.0	ND	96%	70-130%		

The contents of this report apply to the sample(s) analyzed in accordance with the chain of custody document.
No duplication of this report is allowed, except in its entirety.

Am Test Inc.
13600 NE 126th Place Suite C
Kirkland, WA
(425) 885-1664
www.amtestlab.com

ANALYSIS REPORT

Professional Analytical Services

Date Received: 03/10/26
Date Reported: 03/25/26

OnSite Environmental Inc.
14648 NE 95th ST
Redmond, WA 98052
Attention: David Baumeister
Project Name: OSE
Project #: 791014801

Quality Control
(Continued)

Metals by EPA 200 Series Methods (Continued)

Analyte	Result	Qual	Reporting Limit	Units	Spike Level	Source Result	%REC	%REC Limits	RPD	RPD Limit

Batch: BDC0312 - EPA 200.8 Digested (Continued)

Matrix Spike (BDC0312-MS2) **Source: A26C0215-02** Prepared: 03/17/26 Analyzed: 03/19/26

Thallium	903.5		0.100	ug/L	1,000	ND	90%	70-130%	
Zinc	1,029		0.500	ug/L	1,000	58.76	97%	70-130%	

Matrix Spike (BDC0312-MS3) **Source: A26C0218-01** Prepared: 03/17/26 Analyzed: 03/19/26

Antimony	968.0		0.300	ug/L	1,000	0.975	97%	70-130%	
Arsenic	1,022		0.100	ug/L	1,000	0.587	102%	70-130%	
Barium	1,010		0.300	ug/L	1,000	7.924	100%	70-130%	
Beryllium	1,055		0.300	ug/L	1,000	ND	105%	70-130%	
Cadmium	1,045		0.100	ug/L	1,000	ND	105%	70-130%	
Chromium	1,001		0.500	ug/L	1,000	0.422	100%	70-130%	
Copper	1,126		0.500	ug/L	1,000	168.0	96%	70-130%	
Lead	934.7		0.200	ug/L	1,000	3.981	93%	70-130%	
Manganese	1,042		0.200	ug/L	1,000	12.62	103%	70-130%	
Nickel	944.6		0.200	ug/L	1,000	1.440	94%	70-130%	
Selenium	981.8		1.000	ug/L	1,000	ND	98%	70-130%	
Silver	431.8		0.200	ug/L	500.0	0.086	86%	70-130%	
Thallium	940.0		0.100	ug/L	1,000	ND	94%	70-130%	
Zinc	1,548		0.500	ug/L	1,000	609.6	94%	70-130%	

Matrix Spike (BDC0312-MS4) **Source: A26C0253-10** Prepared: 03/17/26 Analyzed: 03/19/26

Antimony	912.8		0.300	ug/L	1,000	ND	91%	70-130%	
Arsenic	980.6		0.100	ug/L	1,000	0.197	98%	70-130%	
Barium	959.2		0.300	ug/L	1,000	2.630	96%	70-130%	
Beryllium	1,013		0.300	ug/L	1,000	ND	101%	70-130%	
Cadmium	969.2		0.100	ug/L	1,000	ND	97%	70-130%	
Chromium	943.5		0.500	ug/L	1,000	1.274	94%	70-130%	
Copper	925.6		0.500	ug/L	1,000	0.252	93%	70-130%	
Lead	868.0		0.200	ug/L	1,000	ND	87%	70-130%	
Manganese	977.6		0.200	ug/L	1,000	1.159	98%	70-130%	
Nickel	887.0		0.200	ug/L	1,000	0.505	89%	70-130%	
Selenium	915.2		1.000	ug/L	1,000	ND	92%	70-130%	
Silver	431.0		0.200	ug/L	500.0	ND	86%	70-130%	
Thallium	914.0		0.100	ug/L	1,000	ND	91%	70-130%	
Zinc	944.5		0.500	ug/L	1,000	0.212	94%	70-130%	

Matrix Spike (BDC0312-MS5) **Source: A26C0297-03** Prepared: 03/17/26 Analyzed: 03/19/26

The contents of this report apply to the sample(s) analyzed in accordance with the chain of custody document.
No duplication of this report is allowed, except in its entirety.

Am Test Inc.
13600 NE 126th Place Suite C
Kirkland, WA
(425) 885-1664
www.amtestlab.com

AMTEST LABORATORIES

Professional Analytical Services

ANALYSIS REPORT

OnSite Environmental Inc.
14648 NE 95th ST
Redmond, WA 98052
Attention: David Baumeister
Project Name: OSE
Project #: 791014801

Date Received: 03/10/26
Date Reported: 03/25/26

Quality Control
(Continued)

Metals by EPA 200 Series Methods (Continued)

Analyte	Result	Qual	Reporting Limit	Units	Spike Level	Source Result	%REC	%REC Limits	RPD	RPD Limit
Batch: BDC0312 - EPA 200.8 Digested (Continued)										
Matrix Spike (BDC0312-MS5)		**Source: A26C0297-03**			Prepared: 03/17/26 Analyzed: 03/19/26					
Antimony	917.3		0.300	ug/L	1,000	0.271	92%	70-130%		
Arsenic	966.2		0.100	ug/L	1,000	0.222	97%	70-130%		
Barium	942.8		0.300	ug/L	1,000	4.691	94%	70-130%		
Beryllium	1,066		0.300	ug/L	1,000	ND	107%	70-130%		
Cadmium	983.4		0.100	ug/L	1,000	ND	98%	70-130%		
Chromium	960.4		0.500	ug/L	1,000	0.478	96%	70-130%		
Copper	944.1		0.500	ug/L	1,000	2.426	94%	70-130%		
Lead	890.0		0.200	ug/L	1,000	0.495	89%	70-130%		
Manganese	990.7		0.200	ug/L	1,000	10.24	98%	70-130%		
Nickel	912.8		0.200	ug/L	1,000	0.248	91%	70-130%		
Selenium	1,015		1.000	ug/L	1,000	ND	102%	70-130%		
Silver	407.7		0.200	ug/L	500.0	ND	82%	70-130%		
Thallium	901.6		0.100	ug/L	1,000	ND	90%	70-130%		
Zinc	960.8		0.500	ug/L	1,000	13.13	95%	70-130%		
Matrix Spike (BDC0312-MS6)		**Source: A26C0354-01**			Prepared: 03/17/26 Analyzed: 03/19/26					
Antimony	913.1		0.300	ug/L	1,000	21.48	89%	70-130%		
Arsenic	963.5		0.100	ug/L	1,000	0.159	96%	70-130%		
Barium	945.6		0.300	ug/L	1,000	7.021	94%	70-130%		
Beryllium	1,030		0.300	ug/L	1,000	ND	103%	70-130%		
Cadmium	940.6		0.100	ug/L	1,000	0.068	94%	70-130%		
Chromium	939.6		0.500	ug/L	1,000	0.304	94%	70-130%		
Copper	928.2		0.500	ug/L	1,000	3.516	92%	70-130%		
Lead	862.7		0.200	ug/L	1,000	0.308	86%	70-130%		
Manganese	984.6		0.200	ug/L	1,000	11.06	97%	70-130%		
Nickel	886.4		0.200	ug/L	1,000	ND	89%	70-130%		
Selenium	910.5		1.000	ug/L	1,000	ND	91%	70-130%		
Silver	458.3		0.200	ug/L	500.0	ND	92%	70-130%		
Thallium	882.7		0.100	ug/L	1,000	ND	88%	70-130%		
Zinc	1,004		0.500	ug/L	1,000	68.22	94%	70-130%		
Matrix Spike Dup (BDC0312-MSD1)		**Source: A26C0176-02**			Prepared: 03/17/26 Analyzed: 03/19/26					
Antimony	941.6		0.300	ug/L	1,000	1.733	94%	70-130%	1	15
Arsenic	1,023		0.100	ug/L	1,000	0.732	102%	70-130%	1	15
Barium	998.8		0.300	ug/L	1,000	11.91	99%	70-130%	0.07	15
Beryllium	1,044		0.300	ug/L	1,000	ND	104%	70-130%	7	20

The contents of this report apply to the sample(s) analyzed in accordance with the chain of custody document.
No duplication of this report is allowed, except in its entirety.

Am Test Inc.
13600 NE 126th Place Suite C
Kirkland, WA
(425) 885-1664
www.amtestlab.com

ANALYSIS REPORT

Professional Analytical Services

Date Received: 03/10/26
Date Reported: 03/25/26

OnSite Environmental Inc.
14648 NE 95th ST
Redmond, WA 98052
Attention: David Baumeister
Project Name: OSE
Project #: 791014801

Quality Control
(Continued)

Metals by EPA 200 Series Methods (Continued)

Analyte	Result	Qual	Reporting Limit	Units	Spike Level	Source Result	%REC	%REC Limits	RPD	RPD Limit
Batch: BDC0312 - EPA 200.8 Digested (Continued)										
Matrix Spike Dup (BDC0312-MSD1)		**Source: A26C0176-02**			Prepared: 03/17/26 Analyzed: 03/19/26					
Cadmium	1,029		0.100	ug/L	1,000	ND	103%	70-130%	0.04	15
Chromium	984.8		0.500	ug/L	1,000	3.122	98%	70-130%	2	15
Copper	972.3		0.500	ug/L	1,000	6.590	97%	70-130%	2	15
Lead	917.2		0.200	ug/L	1,000	1.401	92%	70-130%	0.7	15
Manganese	1,012		0.200	ug/L	1,000	14.78	100%	70-130%	0.9	15
Nickel	980.9		0.200	ug/L	1,000	2.161	98%	70-130%	2	15
Selenium	1,035		1.000	ug/L	1,000	ND	104%	70-130%	10	25
Silver	438.1		0.200	ug/L	500.0	ND	88%	70-130%	0.5	15
Thallium	919.1		0.100	ug/L	1,000	ND	92%	70-130%	3	15
Zinc	1,011		0.500	ug/L	1,000	11.63	100%	70-130%	2	15
Matrix Spike Dup (BDC0312-MSD2)		**Source: A26C0215-02**			Prepared: 03/17/26 Analyzed: 03/19/26					
Antimony	922.0		0.300	ug/L	1,000	2.927	92%	70-130%	1	15
Arsenic	999.3		0.100	ug/L	1,000	1.481	100%	70-130%	0.5	15
Barium	997.1		0.300	ug/L	1,000	23.38	97%	70-130%	2	15
Beryllium	1,051		0.300	ug/L	1,000	ND	105%	70-130%	2	20
Cadmium	999.4		0.100	ug/L	1,000	ND	100%	70-130%	2	15
Chromium	975.3		0.500	ug/L	1,000	0.451	97%	70-130%	0.5	15
Copper	959.0		0.500	ug/L	1,000	2.440	96%	70-130%	0.9	15
Lead	897.7		0.200	ug/L	1,000	0.432	90%	70-130%	0.5	15
Manganese	1,062		0.200	ug/L	1,000	68.24	99%	70-130%	0.9	15
Nickel	957.0		0.200	ug/L	1,000	1.410	96%	70-130%	0.7	15
Selenium	988.4		1.000	ug/L	1,000	ND	99%	70-130%	4	25
Silver	483.8		0.200	ug/L	500.0	ND	97%	70-130%	1	15
Thallium	923.5		0.100	ug/L	1,000	ND	92%	70-130%	2	15
Zinc	1,034		0.500	ug/L	1,000	58.76	97%	70-130%	0.4	15
Matrix Spike Dup (BDC0312-MSD3)		**Source: A26C0218-01**			Prepared: 03/17/26 Analyzed: 03/19/26					
Antimony	935.8		0.300	ug/L	1,000	0.975	93%	70-130%	3	15
Arsenic	987.4		0.100	ug/L	1,000	0.587	99%	70-130%	3	15
Barium	961.6		0.300	ug/L	1,000	7.924	95%	70-130%	5	15
Beryllium	1,008		0.300	ug/L	1,000	ND	101%	70-130%	5	20
Cadmium	999.6		0.100	ug/L	1,000	ND	100%	70-130%	4	15
Chromium	951.7		0.500	ug/L	1,000	0.422	95%	70-130%	5	15
Copper	1,076		0.500	ug/L	1,000	168.0	91%	70-130%	5	15
Lead	898.2		0.200	ug/L	1,000	3.981	89%	70-130%	4	15

The contents of this report apply to the sample(s) analyzed in accordance with the chain of custody document.
No duplication of this report is allowed, except in its entirety.

Am Test Inc.
13600 NE 126th Place Suite C
Kirkland, WA
(425) 885-1664
www.amtestlab.com

ANALYSIS REPORT

Professional Analytical Services

Date Received: 03/10/26
Date Reported: 03/25/26

OnSite Environmental Inc.
14648 NE 95th ST
Redmond, WA 98052
Attention: David Baumeister
Project Name: OSE
Project #: 791014801

Quality Control
(Continued)

Metals by EPA 200 Series Methods (Continued)

Analyte	Result	Qual	Reporting Limit	Units	Spike Level	Source Result	%REC	%REC Limits	RPD	RPD Limit
Batch: BDC0312 - EPA 200.8 Digested (Continued)										
Matrix Spike Dup (BDC0312-MSD3)		**Source: A26C0218-01**			Prepared: 03/17/26 Analyzed: 03/19/26					
Manganese	980.6		0.200	ug/L	1,000	12.62	97%	70-130%	6	15
Nickel	899.0		0.200	ug/L	1,000	1.440	90%	70-130%	5	15
Selenium	1,008		1.000	ug/L	1,000	ND	101%	70-130%	3	25
Silver	456.4		0.200	ug/L	500.0	0.086	91%	70-130%	6	15
Thallium	902.2		0.100	ug/L	1,000	ND	90%	70-130%	4	15
Zinc	1,495		0.500	ug/L	1,000	609.6	89%	70-130%	4	15
Matrix Spike Dup (BDC0312-MSD4)		**Source: A26C0253-10**			Prepared: 03/17/26 Analyzed: 03/19/26					
Antimony	931.9		0.300	ug/L	1,000	ND	93%	70-130%	2	15
Arsenic	1,008		0.100	ug/L	1,000	0.197	101%	70-130%	3	15
Barium	981.7		0.300	ug/L	1,000	2.630	98%	70-130%	2	15
Beryllium	1,047		0.300	ug/L	1,000	ND	105%	70-130%	3	20
Cadmium	996.4		0.100	ug/L	1,000	ND	100%	70-130%	3	15
Chromium	986.7		0.500	ug/L	1,000	1.274	99%	70-130%	4	15
Copper	957.4		0.500	ug/L	1,000	0.252	96%	70-130%	3	15
Lead	895.1		0.200	ug/L	1,000	ND	90%	70-130%	3	15
Manganese	1,001		0.200	ug/L	1,000	1.159	100%	70-130%	2	15
Nickel	927.2		0.200	ug/L	1,000	0.505	93%	70-130%	4	15
Selenium	977.6		1.000	ug/L	1,000	ND	98%	70-130%	7	25
Silver	457.3		0.200	ug/L	500.0	ND	91%	70-130%	6	15
Thallium	914.2		0.100	ug/L	1,000	ND	91%	70-130%	0.03	15
Zinc	969.0		0.500	ug/L	1,000	0.212	97%	70-130%	3	15
Matrix Spike Dup (BDC0312-MSD5)		**Source: A26C0297-03**			Prepared: 03/17/26 Analyzed: 03/19/26					
Antimony	911.0		0.300	ug/L	1,000	0.271	91%	70-130%	0.7	15
Arsenic	973.5		0.100	ug/L	1,000	0.222	97%	70-130%	0.8	15
Barium	951.6		0.300	ug/L	1,000	4.691	95%	70-130%	0.9	15
Beryllium	1,047		0.300	ug/L	1,000	ND	105%	70-130%	2	20
Cadmium	978.0		0.100	ug/L	1,000	ND	98%	70-130%	0.5	15
Chromium	944.3		0.500	ug/L	1,000	0.478	94%	70-130%	2	15
Copper	931.6		0.500	ug/L	1,000	2.426	93%	70-130%	1	15
Lead	882.8		0.200	ug/L	1,000	0.495	88%	70-130%	0.8	15
Manganese	979.8		0.200	ug/L	1,000	10.24	97%	70-130%	1	15
Nickel	890.5		0.200	ug/L	1,000	0.248	89%	70-130%	2	15
Selenium	962.8		1.000	ug/L	1,000	ND	96%	70-130%	5	25
Silver	434.4		0.200	ug/L	500.0	ND	87%	70-130%	6	15

The contents of this report apply to the sample(s) analyzed in accordance with the chain of custody document.
No duplication of this report is allowed, except in its entirety.

Am Test Inc.
13600 NE 126th Place Suite C
Kirkland, WA
(425) 885-1664
www.amtestlab.com

ANALYSIS REPORT

Professional Analytical Services

Date Received: 03/10/26
Date Reported: 03/25/26

OnSite Environmental Inc.
14648 NE 95th ST
Redmond, WA 98052
Attention: David Baumeister
Project Name: OSE
Project #: 791014801

Quality Control
(Continued)

Metals by EPA 200 Series Methods (Continued)

Analyte	Result	Qual	Reporting Limit	Units	Spike Level	Source Result	%REC	%REC Limits	RPD	RPD Limit
Batch: BDC0312 - EPA 200.8 Digested (Continued)										
Matrix Spike Dup (BDC0312-MSD5)		**Source: A26C0297-03**			Prepared: 03/17/26 Analyzed: 03/19/26					
Thallium	905.5		0.100	ug/L	1,000	ND	91%	70-130%	0.4	15
Zinc	963.9		0.500	ug/L	1,000	13.13	95%	70-130%	0.3	15
Matrix Spike Dup (BDC0312-MSD6)		**Source: A26C0354-01**			Prepared: 03/17/26 Analyzed: 03/19/26					
Antimony	898.7		0.300	ug/L	1,000	21.48	88%	70-130%	2	15
Arsenic	944.9		0.100	ug/L	1,000	0.159	94%	70-130%	2	15
Barium	920.9		0.300	ug/L	1,000	7.021	91%	70-130%	3	15
Beryllium	981.5		0.300	ug/L	1,000	ND	98%	70-130%	5	20
Cadmium	940.3		0.100	ug/L	1,000	0.068	94%	70-130%	0.03	15
Chromium	920.0		0.500	ug/L	1,000	0.304	92%	70-130%	2	15
Copper	903.9		0.500	ug/L	1,000	3.516	90%	70-130%	3	15
Lead	855.8		0.200	ug/L	1,000	0.308	86%	70-130%	0.8	15
Manganese	951.7		0.200	ug/L	1,000	11.06	94%	70-130%	3	15
Nickel	857.8		0.200	ug/L	1,000	ND	86%	70-130%	3	15
Selenium	862.7		1.000	ug/L	1,000	ND	86%	70-130%	5	25
Silver	453.8		0.200	ug/L	500.0	ND	91%	70-130%	1	15
Thallium	866.5		0.100	ug/L	1,000	ND	87%	70-130%	2	15
Zinc	990.5		0.500	ug/L	1,000	68.22	92%	70-130%	1	15
Batch: BDC0452 - No Prep - WetChem										
Blank (BDC0452-BLK1)					Prepared & Analyzed: 03/24/26					
Mercury	ND		0.100	ug/L						
Blank (BDC0452-BLK2)					Prepared & Analyzed: 03/24/26					
Mercury	ND		0.100	ug/L						
LCS (BDC0452-BS1)					Prepared & Analyzed: 03/24/26					
Mercury	0.947		0.100	ug/L	1.000		95%	85-115%		
LCS (BDC0452-BS2)					Prepared & Analyzed: 03/24/26					
Mercury	0.932		0.100	ug/L	1.000		93%	85-115%		
Calibration Blank (BDC0452-CCB1)					Prepared & Analyzed: 03/24/26					
Mercury	0.009			ug/L						

The contents of this report apply to the sample(s) analyzed in accordance with the chain of custody document.
No duplication of this report is allowed, except in its entirety.

Am Test Inc.
13600 NE 126th Place Suite C
Kirkland, WA
(425) 885-1664
www.amtestlab.com

AMTEST LABORATORIES

ANALYSIS REPORT

Professional Analytical Services

Date Received: 03/10/26
Date Reported: 03/25/26

OnSite Environmental Inc.
14648 NE 95th ST
Redmond, WA 98052
Attention: David Baumeister
Project Name: OSE
Project #: 791014801

Quality Control
(Continued)

Metals by EPA 200 Series Methods (Continued)

Analyte	Result	Qual	Reporting Limit	Units	Spike Level	Source Result	%REC	%REC Limits	RPD	RPD Limit
Batch: BDC0452 - No Prep - WetChem (Continued)										
Calibration Blank (BDC0452-CCB2)					Prepared & Analyzed: 03/24/26					
Mercury	0.005			ug/L						
Calibration Blank (BDC0452-CCB3)					Prepared & Analyzed: 03/24/26					
Mercury	0.011			ug/L						
Calibration Check (BDC0452-CCV1)					Prepared & Analyzed: 03/24/26					
Mercury	2.590		0.100	ug/L	2.500		104%	85-115%		
Calibration Check (BDC0452-CCV2)					Prepared & Analyzed: 03/24/26					
Mercury	2.570		0.100	ug/L	2.500		103%	85-115%		
Calibration Check (BDC0452-CCV3)					Prepared & Analyzed: 03/24/26					
Mercury	2.600		0.100	ug/L	2.500		104%	85-115%		
Duplicate (BDC0452-DUP1)		**Source: A26C0233-01**			Prepared & Analyzed: 03/24/26					
Mercury	ND		0.100	ug/L		ND				20
Duplicate (BDC0452-DUP2)		**Source: A26C0321-07**			Prepared & Analyzed: 03/24/26					
Mercury	ND		0.100	ug/L		ND				20
Duplicate (BDC0452-DUP3)		**Source: A26C0367-02**			Prepared & Analyzed: 03/24/26					
Mercury	ND		0.100	ug/L		ND				20
MRL Check (BDC0452-MRL1)					Prepared & Analyzed: 03/24/26					
Mercury	0.190		0.100	ug/L	0.2000		95%	50-150%		
Matrix Spike (BDC0452-MS1)		**Source: A26C0233-01**			Prepared & Analyzed: 03/24/26					
Mercury	2.350		0.100	ug/L	2.500	ND	94%	70-130%		
Matrix Spike (BDC0452-MS2)		**Source: A26C0321-07**			Prepared & Analyzed: 03/24/26					
Mercury	2.640		0.100	ug/L	2.500	ND	106%	70-130%		
Matrix Spike (BDC0452-MS3)		**Source: A26C0367-02**			Prepared & Analyzed: 03/24/26					
Mercury	2.290		0.100	ug/L	2.500	ND	92%	70-130%		

The contents of this report apply to the sample(s) analyzed in accordance with the chain of custody document.
No duplication of this report is allowed, except in its entirety.

Am Test Inc.
13600 NE 126th Place Suite C
Kirkland, WA
(425) 885-1664
www.amtestlab.com

ANALYSIS REPORT

Professional Analytical Services

OnSite Environmental Inc.
14648 NE 95th ST
Redmond, WA 98052
Attention: David Baumeister
Project Name: OSE
Project #: 791014801

Date Received: 03/10/26
Date Reported: 03/25/26

Notes and Definitions

Item	Definition
U	The compound was analyzed for but was not detected (Non-detect) at or above the MRL/MDL.
Dry	Sample results reported on a dry weight basis.
ND	Analyte NOT DETECTED at or above the reporting limit.
RPD	Relative Percent Difference
%REC	Percent Recovery
Source	Sample that was matrix spiked or duplicated.

The contents of this report apply to the sample(s) analyzed in accordance with the chain of custody document.
No duplication of this report is allowed, except in its entirety.

A26C0218

OnSite Environmental Inc.

14648 NE 95th Street, Redmond, WA 98052 · (425) 883-3881

Laboratory Reference #: 03-109

Laboratory: AmTest Laboratories

Attention: Aaron Young

13600 NE 126th Pl Kirkland, WA 98034

Phone Number: (425) 885-1664

Turnaround Request

1 Day | 2 Day | 3 Day

Standard

Other: _____

Project Manager: David Baumeister

email: dbaumeister@onsite-env.com

Project Number: 791014801

Project Name: _____

Lab ID	Sample Identification	Date Sampled	Time Sampled	Matrix	# of Cont.	Requested Analyses
01	MW-3A	3/9/26	18:21	W	3	Phase II/V IOC

Signature	Company	Date	Time	Comments/Special Instructions
Relinquished by:	OnSite Env	3/10/26	1430	4.8°C
Received by:	AmTest	3/10/26	14:30	
Relinquished by:				
Received by:				
Relinquished by:				
Received by:				

Anatek Labs, Inc.

Anatek Moscow - 1282 Alturas Drive - Moscow, ID 83843 - 208-883-2839 - moscow@anateklabs.com - FL NELAP E87893
Anatek Spokane - 504 E Sprague Ste. D - Spokane, WA 99202 - 509-838-3999 - spokane@anateklabs.com - FL NELAP E871099
Anatek Yakima - 4802 Tieton Drive - Yakima, WA 98908 - 509-225-9404 - yakima@anateklabs.com - FL NELAP E871190
Anatek Wenatchee - 3019 Gs Center Rd - Wenatchee, WA 98801 - 509-701-8362

Client:	OnSite Environmental, Inc.	Work Order:	WGC0562
Address:	14648 NE. 95th St.	Project:	03-109/791014801
	Redmond, WA 98052	Reported:	4/2/2026 21:29
Attn:	David Baumeister		

Analytical Results Report

System ID#		System Name:	**OnSite Environmental, Inc.**		
Reference Number:	**WGC0562-01**	Collect Date:	**03/09/26 18:21**	County:	
DOH Source #:		Sample Type:		Multiple Source Nos:	
Matrix:	**Drinking Water**	Composition:	**S - Single source samples**		
Date Received:	**03/16/26 10:39**	Sample Purpose:	**O - Other**		
Sample Location:	**MW-3A**				

Lab/Sample Number: 125-56201

General Pesticides

DOH #	Analyte	Result	Units	LRL	SDRL	Trigger	MCL/SAL	Analyzed	Analyst	Method	Qualifier
0033	Endrin	ND	ug/L	0.0100	0.01	0.01	2	3/20/26 1:09	TAZ	EPA 505	H1
0034	Lindane (BHC-gamma)	ND	ug/L	0.0200	0.02	0.02	0.2	3/20/26 1:09	TAZ	EPA 505	H1
0035	Methoxychlor	ND	ug/L	0.100	0.1	0.1	40	3/20/26 1:09	TAZ	EPA 505	H1
0036	Toxaphene	ND	ug/L	1.00	1	1	3	3/20/26 1:09	TAZ	EPA 505	H1
0117	Alachlor	ND	ug/L	0.200	0.2	0.2	2	3/20/26 5:42	BMM	EPA 525.2	
0119	Atrazine	ND	ug/L	0.100	0.1	0.1	3	3/20/26 5:42	BMM	EPA 525.2	
0120	Benzo[a]pyrene	ND	ug/L	0.0200	0.02	0.02	0.2	3/20/26 5:42	BMM	EPA 525.2	
0122	Chlordane (Total)	ND	ug/L	0.200	0.2	0.2	2	3/20/26 1:09	TAZ	EPA 505	H1
0124	Di (2-ethylhexyl) adipate	ND	ug/L	0.600	0.6	0.6	400	3/20/26 5:42	BMM	EPA 525.2	
0125	Di (2-ethylhexyl) phthalate	ND	ug/L	0.600	0.6	0.6	6	3/20/26 5:42	BMM	EPA 525.2	
0126	Heptachlor	ND	ug/L	0.0400	0.04	0.04	0.4	3/20/26 1:09	TAZ	EPA 505	H1
0127	Heptachlor epoxide	ND	ug/L	0.0200	0.02	0.02	0.2	3/20/26 1:09	TAZ	EPA 505	H1
0128	Hexachlorobenzene	ND	ug/L	0.100	0.1	0.1	1	3/20/26 5:42	BMM	EPA 525.2	
0129	Hexachlorocyclopentadiene	ND	ug/L	0.100	0.1	0.1	50	3/20/26 5:42	BMM	EPA 525.2	
0133	Simazine	ND	ug/L	0.0700	0.07	0.07	4	3/20/26 5:42	BMM	EPA 525.2	
0118	Aldrin	ND	ug/L	0.100	0.1	0.1		3/20/26 1:09	TAZ	EPA 505	H1
0121	Butachlor	ND	ug/L	0.100	0.1	0.1		3/20/26 5:42	BMM	EPA 525.2	
0123	Dieldrin	ND	ug/L	0.100	0.1	0.1		3/20/26 1:09	TAZ	EPA 505	H1
0130	Metolachlor	ND	ug/L	0.100	0.1	0.1		3/20/26 5:42	BMM	EPA 525.2	
0131	Metribuzin	ND	ug/L	0.100	0.1	0.1		3/20/26 5:42	BMM	EPA 525.2	
0132	Propachlor	ND	ug/L	0.100	0.1	0.1		3/20/26 5:42	BMM	EPA 525.2	
0254	Fluorene	ND	ug/L	0.200	0.2	0.2		3/20/26 5:42	BMM	EPA 525.2	
0173	Arochlor 1221 (1)	ND	ug/L	20.0	20	20		3/20/26 1:09	TAZ	EPA 505	H1
0174	Arochlor 1232 (1)	ND	ug/L	0.500	0.5	0.5		3/20/26 1:09	TAZ	EPA 505	H1
0175	Arochlor 1242 (1)	ND	ug/L	0.300	0.3	0.3		3/20/26 1:09	TAZ	EPA 505	H1
0176	Arochlor 1248 (1)	ND	ug/L	0.100	0.1	0.1		3/20/26 1:09	TAZ	EPA 505	H1
0177	Arochlor 1254 (1)	ND	ug/L	0.100	0.1	0.1		3/20/26 1:09	TAZ	EPA 505	H1
0178	Arochlor 1260 (1)	ND	ug/L	0.200	0.2	0.2		3/20/26 1:09	TAZ	EPA 505	H1
0179	Bromacil	ND	ug/L	0.100	0.1	0.1		3/20/26 5:42	BMM	EPA 525.2	
0180	Arochlor 1016 (1)	ND	ug/L	0.0800	0.08	0.08		3/20/26 1:09	TAZ	EPA 505	H1
0190	Terbacil	ND	ug/L	0.100	0.1	0.1		3/20/26 5:42	BMM	EPA 525.2	
0208	EPTC	ND	ug/L	0.100	0.1	0.1		3/20/26 5:42	BMM	EPA 525.2	

Anatek Labs, Inc.

Anatek Moscow - 1282 Alturas Drive - Moscow, ID 83843 - 208-883-2839 - moscow@anateklabs.com - FL NELAP E87893
Anatek Spokane - 504 E Sprague Ste. D - Spokane, WA 99202 - 509-838-3999 - spokane@anateklabs.com - FL NELAP E871099
Anatek Yakima - 4802 Tieton Drive - Yakima, WA 98908 - 509-225-9404 - yakima@anateklabs.com - FL NELAP E871190
Anatek Wenatchee - 3019 Gs Center Rd - Wenatchee, WA 98801 - 509-701-8362

Client:	OnSite Environmental, Inc.	Work Order:	WGC0562
Address:	14648 NE. 95th St.	Project:	03-109/791014801
	Redmond, WA 98052	Reported:	4/2/2026 21:29
Attn:	David Baumeister		

Analytical Results Report

System ID#		System Name:	**OnSite Environmental, Inc.**		
Reference Number:	**WGC0562-01**	Collect Date:	**03/09/26 18:21**	County:	
DOH Source #:		Sample Type:		Multiple Source Nos:	
Matrix:	**Drinking Water**	Composition:	**S - Single source samples**		
Date Received:	**03/16/26 10:39**	Sample Purpose:	**O - Other**		
Sample Location:	**MW-3A**				

Lab/Sample Number: 125-56201

General Pesticides (Continued)

DOH #	Analyte	Result	Units	LRL	SDRL	Trigger	MCL/SAL	Analyzed	Analyst	Method	Qualifier
0218	Molinate	ND	ug/L	0.100	0.1	0.1	0.1	3/20/26 5:42	BMM	EPA 525.2	
0232	4,4'-DDD	ND	ug/L	0.100	0.1	0.1		3/20/26 1:09	TAZ	EPA 505	H1
0233	4,4'-DDE	ND	ug/L	0.100	0.1	0.1		3/20/26 1:09	TAZ	EPA 505	H1
0234	4,4'-DDT	ND	ug/L	0.100	0.1	0.1		3/20/26 1:09	TAZ	EPA 505	H1
0243	Trifluralin	ND	ug/L	0.100	0.1	0.1		3/20/26 5:42	BMM	EPA 525.2	
0244	Acenaphthylene	ND	ug/L	0.200	0.2	0.2		3/20/26 5:42	BMM	EPA 525.2	
0246	Anthracene	ND	ug/L	0.200	0.2	0.2		3/20/26 5:42	BMM	EPA 525.2	
0247	Benzo[a]anthracene	ND	ug/L	0.200	0.2	0.2		3/20/26 5:42	BMM	EPA 525.2	
0248	Benzo[b]fluoranthene	ND	ug/L	0.200	0.2	0.2		3/20/26 5:42	BMM	EPA 525.2	
0250	Benzo[k]fluoranthene	ND	ug/L	0.200	0.2	0.2		3/20/26 5:42	BMM	EPA 525.2	
0251	Chrysene	ND	ug/L	0.200	0.2	0.2		3/20/26 5:42	BMM	EPA 525.2	
0256	Phenanthrene	ND	ug/L	0.200	0.2	0.2		3/20/26 5:42	BMM	EPA 525.2	
0257	Pyrene	ND	ug/L	0.200	0.2	0.2		3/20/26 5:42	BMM	EPA 525.2	
0258	Benzyl Butyl Phthalate	ND	ug/L	1.00	1	1.0		3/20/26 5:42	BMM	EPA 525.2	
0259	Di-n-butyl phthalate	ND	ug/L	1.00	1	1.0		3/20/26 5:42	BMM	EPA 525.2	
0260	Diethyl phthalate	ND	ug/L	1.00	1	1.0		3/20/26 5:42	BMM	EPA 525.2	
0261	Dimethyl phthalate	ND	ug/L	1.00	1	1.0		3/20/26 5:42	BMM	EPA 525.2	
0153	PCB (as total arochlors)	ND	ug/L	0.500	0	--	0.5	3/20/26 1:09	TAZ	EPA 505	H1

Herbicides

DOH #	Analyte	Result	Units	LRL	SDRL	Trigger	MCL/SAL	Analyzed	Analyst	Method	Qualifier
0137	Dalapon	ND	ug/L	1.00	1	1	200	3/18/26 4:07	TGT	EPA 515.4	
0037	2,4-D	ND	ug/L	0.100	0.1	0.1	70	3/18/26 4:07	TGT	EPA 515.4	
0038	2,4,5-TP (Silvex)	ND	ug/L	0.200	0.2	0.2	50	3/18/26 4:07	TGT	EPA 515.4	
0134	Pentachlorophenol	ND	ug/L	0.0400	0.04	0.04	1	3/18/26 4:07	TGT	EPA 515.4	
0139	Dinoseb	ND	ug/L	0.200	0.2	0.2	7	3/18/26 4:07	TGT	EPA 515.4	
0140	Picloram	ND	ug/L	0.100	0.1	0.1	500	3/18/26 4:07	TGT	EPA 515.4	
0138	Dicamba	ND	ug/L	0.200	0.2	0.2		3/18/26 4:07	TGT	EPA 515.4	
0136	2,4,5-T	ND	ug/L	0.400	0.4	0.4		3/18/26 4:07	TGT	EPA 515.4	
0220	Bentazon	ND	ug/L	0.500	0.5	0.5		3/18/26 4:07	TGT	EPA 515.4	
0221	Dichlorprop	ND	ug/L	0.500	0.5	0.5		3/18/26 4:07	TGT	EPA 515.4	
0223	Acifluorofen	ND	ug/L	1.00	2	2.0		3/18/26 4:07	TGT	EPA 515.4	

Anatek Labs, Inc.

Anatek Moscow - 1282 Alturas Drive - Moscow, ID 83843 - 208-883-2839 - moscow@anateklabs.com - FL NELAP E87893
Anatek Spokane - 504 E Sprague Ste. D - Spokane, WA 99202 - 509-838-3999 - spokane@anateklabs.com - FL NELAP E871099
Anatek Yakima - 4802 Tieton Drive - Yakima, WA 98908 - 509-225-9404 - yakima@anateklabs.com - FL NELAP E871190
Anatek Wenatchee - 3019 Gs Center Rd - Wenatchee, WA 98801 - 509-701-8362

Client:	OnSite Environmental, Inc.	Work Order:	WGC0562
Address:	14648 NE. 95th St.	Project:	03-109/791014801
	Redmond, WA 98052	Reported:	4/2/2026 21:29
Attn:	David Baumeister		

Analytical Results Report

System ID#		System Name:	**OnSite Environmental, Inc.**		
Reference Number:	**WGC0562-01**	Collect Date:	**03/09/26 18:21**	County:	
DOH Source #:		Sample Type:		Multiple Source Nos:	
Matrix:	**Drinking Water**	Composition:	**S - Single source samples**		
Date Received:	**03/16/26 10:39**	Sample Purpose:	**O - Other**		
Sample Location:	**MW-3A**				

Lab/Sample Number: 125-56201

Herbicides (Continued)

DOH #	Analyte	Result	Units	LRL	SDRL	Trigger	MCL/SAL	Analyzed	Analyst	Method	Qualifier
0225	DCPA (Acid Metabolites)	ND	ug/L	0.0200	0.1	0.1		3/18/26 4:07	TGT	EPA 515.4	
0226	3,5-Dichlorobenzoic Acid	ND	ug/L	0.500	0.5	0.5		3/18/26 4:07	TGT	EPA 515.4	
0135	2,4-DB	ND	ug/L	1.00	1	1.0		3/18/26 4:07	TGT	EPA 515.4	

Insecticides/Carbamates

DOH #	Analyte	Result	Units	LRL	SDRL	Trigger	MCL/SAL	Analyzed	Analyst	Method	Qualifier
0146	Carbofuran	ND	ug/L	0.900	0.9	0.9	40	3/24/26 7:02	BKP	EPA 531.2	
0148	Oxamyl (Vydate)	ND	ug/L	2.00	2	2	200	3/24/26 7:02	BKP	EPA 531.2	
0142	Aldicarb	ND	ug/L	0.500	0.5	0.5	3	3/24/26 7:02	BKP	EPA 531.2	
0143	Aldicarb Sulfone	ND	ug/L	0.800	0.8	0.8	2	3/24/26 7:02	BKP	EPA 531.2	
0144	Aldicarb Sulfoxide	ND	ug/L	0.500	0.5	0.5	4	3/24/26 7:02	BKP	EPA 531.2	
0145	Carbaryl	ND	ug/L	2.00	2	2.0		3/24/26 7:02	BKP	EPA 531.2	
0147	Methomyl	ND	ug/L	4.00	4	4.0		3/24/26 7:02	BKP	EPA 531.2	

Diquat

DOH #	Analyte	Result	Units	LRL	SDRL	Trigger	MCL/SAL	Analyzed	Analyst	Method	Qualifier
0150	Diquat	ND	ug/L	0.400	0.4	0.4	20	4/1/26 12:21	JBC	EPA 549.2	H1

Endothall

DOH #	Analyte	Result	Units	LRL	SDRL	Trigger	MCL/SAL	Analyzed	Analyst	Method	Qualifier
0151	Endothall	ND	ug/L	9.00	9	9	100	3/17/26 19:14	TGT	EPA 548.1	H1

Glyphosate

DOH #	Analyte	Result	Units	LRL	SDRL	Trigger	MCL/SAL	Analyzed	Analyst	Method	Qualifier
0152	Glyphosate	ND	ug/L	5.00	6	6	700	3/17/26 21:28	BKP	EPA 547	

Volatile Organic Compounds

DOH #	Analyte	Result	Units	LRL	SDRL	Trigger	MCL/SAL	Analyzed	Analyst	Method	Qualifier
0079	1,2,3-Trichloropropane	ND	ug/L	0.500	0.5	0.5		3/23/26 23:02	TAZ	EPA 504.1	
0102	EDB	ND	ug/L	0.0100	0.01	0.01	0.05	3/23/26 23:02	TAZ	EPA 504.1	
0103	DBCP	ND	ug/L	0.0200	0.02	0.02	0.2	3/23/26 23:02	TAZ	EPA 504.1	

Not on WA Template

Anatek Labs, Inc.

Anatek Moscow - 1282 Alturas Drive - Moscow, ID 83843 - 208-883-2839 - moscow@anateklabs.com - FL NELAP E87893
Anatek Spokane - 504 E Sprague Ste. D - Spokane, WA 99202 - 509-838-3999 - spokane@anateklabs.com - FL NELAP E871099
Anatek Yakima - 4802 Tieton Drive - Yakima, WA 98908 - 509-225-9404 - yakima@anateklabs.com - FL NELAP E871190
Anatek Wenatchee - 3019 Gs Center Rd - Wenatchee, WA 98801 - 509-701-8362

Client:	OnSite Environmental, Inc.	Work Order:	WGC0562
Address:	14648 NE. 95th St.	Project:	03-109/791014801
	Redmond, WA 98052	Reported:	4/2/2026 21:29
Attn:	David Baumeister		

Analytical Results Report

System ID#		System Name:	**OnSite Environmental, Inc.**		
Reference Number:	**WGC0562-01**	Collect Date:	**03/09/26 18:21**	County:	
DOH Source #:		Sample Type:		Multiple Source Nos:	
Matrix:	**Drinking Water**	Composition:	**S - Single source samples**		
Date Received:	**03/16/26 10:39**	Sample Purpose:	**O - Other**		
Sample Location:	**MW-3A**				

Lab/Sample Number: 125-56201

DOH #	Analyte	Result	Units	LRL	SDRL	Trigger	MCL/SAL	Analyzed	Analyst	Method	Qualifier
	alpha-BHC	ND	ug/L	0.100				3/20/26 1:09	TAZ	EPA 505	H1
	beta-BHC	ND	ug/L	0.100				3/20/26 1:09	TAZ	EPA 505	H1
	delta-BHC	ND	ug/L	0.100				3/20/26 1:09	TAZ	EPA 505	H1
	Endosulfan I	ND	ug/L	0.100				3/20/26 1:09	TAZ	EPA 505	H1
	Endosulfan II	ND	ug/L	0.100				3/20/26 1:09	TAZ	EPA 505	H1
	Endosulfan sulfate	ND	ug/L	0.100				3/20/26 1:09	TAZ	EPA 505	H1
	Endrin ketone	ND	ug/L	0.100				3/20/26 1:09	TAZ	EPA 505	H1
	Endrin aldehyde	ND	ug/L	0.100				3/20/26 1:09	TAZ	EPA 505	H1
	Ethyl parathion	ND	ug/L	0.200				3/20/26 5:42	BMM	EPA 525.2	
	Fluoranthene	ND	ug/L	0.200				3/20/26 5:42	BMM	EPA 525.2	
	MCPA	ND	ug/L	0.200				3/20/26 5:42	BMM	EPA 525.2	
	Parathion ethyl	ND	ug/L	0.200				3/20/26 5:42	BMM	EPA 525.2	
	Permethrin	ND	ug/L	0.200				3/20/26 5:42	BMM	EPA 525.2	
	Pronamide	ND	ug/L	0.200				3/20/26 5:42	BMM	EPA 525.2	
	Triadimefon	ND	ug/L	0.200				3/20/26 5:42	BMM	EPA 525.2	
	Chlorpyrifos	ND	ug/L	0.200				3/20/26 5:42	BMM	EPA 525.2	
0183	Prometon	ND	ug/L	0.200		0.2		3/20/26 5:42	BMM	EPA 525.2	
0202	Diazinon	ND	ug/L	0.200		0.2		3/20/26 5:42	BMM	EPA 525.2	
0236	Cyanizine	ND	ug/L	0.200		0.2		3/20/26 5:42	BMM	EPA 525.2	
0239	Malathion	ND	ug/L	0.200		0.2		3/20/26 5:42	BMM	EPA 525.2	
0245	Acenaphthene	ND	ug/L	0.200		0.2		3/20/26 5:42	BMM	EPA 525.2	
0249	Benzo(g,h,i)perylene	ND	ug/L	0.200		0.2		3/20/26 5:42	BMM	EPA 525.2	
0252	Dibenz(a,h)anthracene	ND	ug/L	0.200		0.2		3/20/26 5:42	BMM	EPA 525.2	
0255	Indeno(1,2,3-cd)pyrene	ND	ug/L	0.200		0.2		3/20/26 5:42	BMM	EPA 525.2	
0274	Pendimethalin	ND	ug/L	0.200				3/20/26 5:42	BMM	EPA 525.2	
	Propoxur	ND	ug/L	1.00				3/24/26 7:02	BKP	EPA 531.2	
0141	3-Hydroxycarbofuran	ND	ug/L	2.00				3/24/26 7:02	BKP	EPA 531.2	
0327	Methiocarb	ND	ug/L	1.00				3/24/26 7:02	BKP	EPA 531.2	
0224	Chloramben	ND	ug/L	0.200		0.2		3/18/26 4:07	TGT	EPA 515.4	

Surrogate: TCX - 2,4,5,6-tetrachloro	*92.5%*	*70-130*	*3/23/26 23:28*	*TAZ*	*EPA 504.1*
Surrogate: DCB	*71.3%*	*70-130*	*3/20/26 1:09*	*TAZ*	*EPA 505*
Surrogate: BDMC	*87.4%*	*70-130*	*3/24/26 7:02*	*BKP*	*EPA 531.2*

Anatek Labs, Inc.

Anatek Moscow - 1282 Alturas Drive - Moscow, ID 83843 - 208-883-2839 - moscow@anateklabs.com - FL NELAP E87893
Anatek Spokane - 504 E Sprague Ste. D - Spokane, WA 99202 - 509-838-3999 - spokane@anateklabs.com - FL NELAP E871099
Anatek Yakima - 4802 Tieton Drive - Yakima, WA 98908 - 509-225-9404 - yakima@anateklabs.com - FL NELAP E871190
Anatek Wenatchee - 3019 Gs Center Rd - Wenatchee, WA 98801 - 509-701-8362

Client:	OnSite Environmental, Inc.	Work Order:	WGC0562
Address:	14648 NE. 95th St.	Project:	03-109/791014801
	Redmond, WA 98052	Reported:	4/2/2026 21:29
Attn:	David Baumeister		

Authorized Signature,

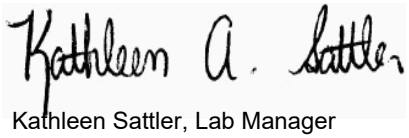

Kathleen Sattler, Lab Manager

H1	Sample analysis performed past holding time.
L5	The associated blank spike recovery was above laboratory/method acceptance limits. This analyte was not detected in the sample
M1	Matrix spike recovery was high; the associated blank spike recovery was acceptable. Potential matrix effect
M13	Matrix spike recovery was high due to a potential matrix effect.
R1	RPD/RSD exceeded the method acceptance limit
LRL	Lab Reporting Limit
SDRL	State Detection Reporting Limit
ND	Not Detected
MCL	EPA's Maximum Contaminant Level
Dry	Sample results reported on a dry weight basis
SAL	State Action Level
*	Not a certified analyte

RPD	Relative Percent Difference
%REC	Percent Recovery
Source	Sample that was spiked or duplicated.

This report shall not be reproduced except in full, without the written approval of the laboratory
The results reported related only to the samples indicated.

Anatek Labs, Inc.

Anatek Moscow - 1282 Alturas Drive - Moscow, ID 83843 - 208-883-2839 - moscow@anateklabs.com - FL NELAP E87893
Anatek Spokane - 504 E Sprague Ste. D - Spokane, WA 99202 - 509-838-3999 - spokane@anateklabs.com - FL NELAP E871099
Anatek Yakima - 4802 Tieton Drive - Yakima, WA 98908 - 509-225-9404 - yakima@anateklabs.com - FL NELAP E871190
Anatek Wenatchee - 3019 Gs Center Rd - Wenatchee, WA 98801 - 509-701-8362

Client:	OnSite Environmental, Inc.	Work Order:	WGC0562
Address:	14648 NE. 95th St.	Project:	03-109/791014801
	Redmond, WA 98052	Reported:	4/2/2026 21:29
Attn:	David Baumeister		

Quality Control Data

Semivolatiles

Analyte	Result	Qual	Reporting Limit	Units	Spike Level	Source Result	%REC	%REC Limits	RPD	RPD Limit
Batch: BGC0732 - Endothall										
Blank (BGC0732-BLK1)					Prepared: 03/17/26 08:21 Analyzed: 03/17/26 18:04					
Endothall	ND		9.00	ug/L						
LCS (BGC0732-BS1)					Prepared: 03/17/26 08:21 Analyzed: 03/17/26 17:29					
Endothall	93.2		9.00	ug/L	100		93.2	70-130		
Matrix Spike (BGC0732-MS1)		**Source: MGC0428-03**			Prepared: 03/17/26 08:21 Analyzed: 03/17/26 20:59					
Endothall	87.3		9.00	ug/L	100	ND	87.3	65-130		
Matrix Spike Dup (BGC0732-MSD1)		**Source: MGC0428-03**			Prepared: 03/17/26 08:21 Analyzed: 03/17/26 21:16					
Endothall	93.8		9.00	ug/L	100	ND	93.8	65-130	7.14	20
Batch: BGC0734 - Herbicides										
Blank (BGC0734-BLK1)					Prepared: 03/17/26 08:23 Analyzed: 03/17/26 19:29					
Dalapon	ND		1.00	ug/L						
Dicamba	ND		0.200	ug/L						
Dichloroprop	ND		0.500	ug/L						
2,4-D	ND		0.100	ug/L						
Pentachlorophenol	ND		0.0400	ug/L						
2,4,5-TP (Silvex)	ND		0.200	ug/L						
2,4,5-T	ND		0.400	ug/L						
2,4-DB	ND		1.00	ug/L						
Dinoseb	ND		0.200	ug/L						
Dacthal	ND		0.0200	ug/L						
Picloram	ND		0.100	ug/L						
3,5-Dichlorobenzoic Acid	ND		0.500	ug/L						
Chloramben	ND		0.200	ug/L						
Bentazon	ND		0.500	ug/L						
Acifluorofen	ND		1.00	ug/L						
Surrogate: DCINA			*1.92*	*ug/L*	*2.00*		*95.9*	*70-130*		

Anatek Labs, Inc.

Anatek Moscow - 1282 Alturas Drive - Moscow, ID 83843 - 208-883-2839 - moscow@anateklabs.com - FL NELAP E87893
Anatek Spokane - 504 E Sprague Ste. D - Spokane, WA 99202 - 509-838-3999 - spokane@anateklabs.com - FL NELAP E871099
Anatek Yakima - 4802 Tieton Drive - Yakima, WA 98908 - 509-225-9404 - yakima@anateklabs.com - FL NELAP E871190
Anatek Wenatchee - 3019 Gs Center Rd - Wenatchee, WA 98801 - 509-701-8362

Client:	OnSite Environmental, Inc.	Work Order:	WGC0562
Address:	14648 NE. 95th St.	Project:	03-109/791014801
	Redmond, WA 98052	Reported:	4/2/2026 21:29
Attn:	David Baumeister		

Quality Control Data
(Continued)

Semivolatiles (Continued)

Analyte	Result	Qual	Reporting Limit	Units	Spike Level	Source Result	%REC	%REC Limits	RPD	RPD Limit
Batch: BGC0734 - Herbicides (Continued)										
LCS (BGC0734-BS1)					Prepared: 03/17/26 08:23 Analyzed: 03/17/26 20:38					
Dalapon	2.06		1.00	ug/L	2.00		103	70-130		
Dicamba	1.11		0.200	ug/L	1.00		111	70-130		
Dichloroprop	2.48		0.500	ug/L	2.00		124	70-130		
2,4-D	2.08		0.100	ug/L	2.00		104	70-130		
Pentachlorophenol	0.203		0.0400	ug/L	0.200		101	70-130		
2,4,5-TP (Silvex)	0.603		0.200	ug/L	0.500		121	70-130		
2,4,5-T	0.521		0.400	ug/L	0.500		104	70-130		
2,4-DB	2.20		1.00	ug/L	2.00		110	70-130		
Dinoseb	2.12		0.200	ug/L	2.00		106	70-130		
Dacthal	0.838		0.0200	ug/L	1.00		83.8	70-130		
Picloram	2.18		0.100	ug/L	2.00		109	70-130		
3,5-Dichlorobenzoic Acid	0.996		0.500	ug/L	1.00		99.6	70-130		
Chloramben	1.05		0.200	ug/L	1.00		105	70-130		
Bentazon	2.25		0.500	ug/L	2.00		112	70-130		
Acifluorofen	1.37	L5	1.00	ug/L	1.00		137	70-130		
Surrogate: DCINA			*2.00*	*ug/L*	*2.00*		*100*	*70-130*		
Matrix Spike (BGC0734-MS1)		**Source: MGC0314-01**			Prepared: 03/17/26 08:23 Analyzed: 03/18/26 05:16					
Dalapon	1.90		1.00	ug/L	2.00	ND	95.2	70-130		
Dicamba	1.12		0.200	ug/L	1.00	ND	112	70-130		
Dichloroprop	2.47		0.500	ug/L	2.00	ND	124	70-130		
2,4-D	2.08		0.100	ug/L	2.00	ND	104	70-130		
Pentachlorophenol	0.197		0.0400	ug/L	0.200	ND	98.3	70-130		
2,4,5-TP (Silvex)	0.546		0.200	ug/L	0.500	ND	109	70-130		
2,4,5-T	0.509		0.400	ug/L	0.500	ND	102	70-130		
2,4-DB	2.11		1.00	ug/L	2.00	ND	105	70-130		
Dinoseb	2.09		0.200	ug/L	2.00	ND	104	70-130		
Dacthal	0.883		0.0200	ug/L	1.00	ND	88.3	70-130		
Picloram	2.19		0.100	ug/L	2.00	ND	110	70-130		
3,5-Dichlorobenzoic Acid	1.04		0.500	ug/L	1.00	ND	104	70-130		
Chloramben	1.03		0.200	ug/L	1.00	ND	103	70-130		
Bentazon	2.20		0.500	ug/L	2.00	ND	110	70-130		
Acifluorofen	1.34	M13	1.00	ug/L	1.00	ND	134	70-130		
Surrogate: DCINA			*2.02*	*ug/L*	*2.00*		*101*	*70-130*		

Anatek Labs, Inc.

Anatek Moscow - 1282 Alturas Drive - Moscow, ID 83843 - 208-883-2839 - moscow@anateklabs.com - FL NELAP E87893
Anatek Spokane - 504 E Sprague Ste. D - Spokane, WA 99202 - 509-838-3999 - spokane@anateklabs.com - FL NELAP E871099
Anatek Yakima - 4802 Tieton Drive - Yakima, WA 98908 - 509-225-9404 - yakima@anateklabs.com - FL NELAP E871190
Anatek Wenatchee - 3019 Gs Center Rd - Wenatchee, WA 98801 - 509-701-8362

Client:	OnSite Environmental, Inc.	Work Order:	WGC0562
Address:	14648 NE. 95th St.	Project:	03-109/791014801
	Redmond, WA 98052	Reported:	4/2/2026 21:29
Attn:	David Baumeister		

Quality Control Data
(Continued)

Semivolatiles (Continued)

Analyte	Result	Qual	Reporting Limit	Units	Spike Level	Source Result	%REC	%REC Limits	RPD	RPD Limit
Batch: BGC0734 - Herbicides (Continued)										
Matrix Spike Dup (BGC0734-MSD1)		**Source: MGC0314-01**			Prepared: 03/17/26 08:23 Analyzed: 03/18/26 05:51					
Dalapon	2.29		1.00	ug/L	2.00	ND	115	70-130	18.4	30
Dicamba	1.16		0.200	ug/L	1.00	ND	116	70-130	2.92	30
Dichloroprop	2.49		0.500	ug/L	2.00	ND	124	70-130	0.686	30
2,4-D	2.16		0.100	ug/L	2.00	ND	108	70-130	3.53	30
Pentachlorophenol	0.196		0.0400	ug/L	0.200	ND	98.2	70-130	0.153	30
2,4,5-TP (Silvex)	0.583		0.200	ug/L	0.500	ND	117	70-130	6.64	30
2,4,5-T	0.535		0.400	ug/L	0.500	ND	107	70-130	5.06	30
2,4-DB	1.96		1.00	ug/L	2.00	ND	98.2	70-130	6.93	30
Dinoseb	2.23		0.200	ug/L	2.00	ND	111	70-130	6.53	30
Dacthal	0.923		0.0200	ug/L	1.00	ND	92.3	70-130	4.41	30
Picloram	2.27		0.100	ug/L	2.00	ND	113	70-130	3.38	30
3,5-Dichlorobenzoic Acid	1.11		0.500	ug/L	1.00	ND	111	70-130	6.67	30
Chloramben	1.06		0.200	ug/L	1.00	ND	106	70-130	3.01	30
Bentazon	2.37		0.500	ug/L	2.00	ND	118	70-130	7.13	30
Acifluorofen	1.32	M13	1.00	ug/L	1.00	ND	132	70-130	1.50	30
Surrogate: DCINA			*2.18*	*ug/L*	*2.00*		*109*	*70-130*		
Batch: BGC0773 - Glyphosate										
Blank (BGC0773-BLK1)					Prepared: 03/17/26 13:49 Analyzed: 03/17/26 16:33					
Glyphosate	ND		5.00	ug/L						
LCS (BGC0773-BS1)					Prepared: 03/17/26 13:49 Analyzed: 03/17/26 17:32					
Glyphosate	195		5.00	ug/L	200		97.6	70-130		
MRL Check (BGC0773-MRL1)					Prepared: 03/17/26 13:49 Analyzed: 03/17/26 17:03					
Glyphosate	10.1		5.00	ug/L	10.0		101	50-150		

Anatek Labs, Inc.

Anatek Moscow - 1282 Alturas Drive - Moscow, ID 83843 - 208-883-2839 - moscow@anateklabs.com - FL NELAP E87893
Anatek Spokane - 504 E Sprague Ste. D - Spokane, WA 99202 - 509-838-3999 - spokane@anateklabs.com - FL NELAP E871099
Anatek Yakima - 4802 Tieton Drive - Yakima, WA 98908 - 509-225-9404 - yakima@anateklabs.com - FL NELAP E871190
Anatek Wenatchee - 3019 Gs Center Rd - Wenatchee, WA 98801 - 509-701-8362

Client:	OnSite Environmental, Inc.	Work Order:	WGC0562
Address:	14648 NE. 95th St.	Project:	03-109/791014801
	Redmond, WA 98052	Reported:	4/2/2026 21:29
Attn:	David Baumeister		

Quality Control Data
(Continued)

Semivolatiles (Continued)

Analyte	Result	Qual	Reporting Limit	Units	Spike Level	Source Result	%REC	%REC Limits	RPD	RPD Limit
Batch: BGC0773 - Glyphosate (Continued)										
Matrix Spike (BGC0773-MS1)		**Source: MGC0509-01**			Prepared: 03/17/26 13:49 Analyzed: 03/17/26 18:01					
Glyphosate	191		5.00	ug/L	200	ND	95.5	70-130		
Matrix Spike (BGC0773-MS2)		**Source: WGC0564-03**			Prepared: 03/17/26 13:49 Analyzed: 03/18/26 00:54					
Glyphosate	180		5.00	ug/L	200	ND	90.0	70-130		
Matrix Spike Dup (BGC0773-MSD1)		**Source: MGC0509-01**			Prepared: 03/17/26 13:49 Analyzed: 03/17/26 18:31					
Glyphosate	192		5.00	ug/L	200	ND	95.9	70-130	0.495	20
Matrix Spike Dup (BGC0773-MSD2)		**Source: WGC0564-03**			Prepared: 03/17/26 13:49 Analyzed: 03/18/26 01:24					
Glyphosate	182		5.00	ug/L	200	ND	91.0	70-130	1.02	20
Batch: BGC0777 - Pesticides										
Blank (BGC0777-BLK1)					Prepared: 03/17/26 14:15 Analyzed: 03/19/26 19:02					
alpha-BHC	ND		0.100	ug/L						
gamma-BHC (Lindane)	ND		0.0200	ug/L						
beta-BHC	ND		0.100	ug/L						
delta-BHC	ND		0.100	ug/L						
Heptachlor	ND		0.0400	ug/L						
Aldrin	ND		0.100	ug/L						
Heptachlor epoxide	ND		0.0200	ug/L						
4,4'-DDE	ND		0.100	ug/L						
Endosulfan I	ND		0.100	ug/L						
Dieldrin	ND		0.100	ug/L						
Endrin	ND		0.0100	ug/L						
4,4'-DDD	ND		0.100	ug/L						
Endosulfan II	ND		0.100	ug/L						
4,4'-DDT	ND		0.100	ug/L						
Endrin aldehyde	ND		0.100	ug/L						
Methoxychlor	ND		0.100	ug/L						
Endosulfan sulfate	ND		0.100	ug/L						
Endrin ketone	ND		0.100	ug/L						
Aroclor 1016 (PCB-1016)	ND		0.0800	ug/L						
Aroclor 1221 (PCB-1221)	ND		20.0	ug/L						
Aroclor 1232 (PCB-1232)	ND		0.500	ug/L						
Aroclor 1242 (PCB-1242)	ND		0.300	ug/L						
Aroclor 1248 (PCB-1248)	ND		0.100	ug/L						
Aroclor 1254 (PCB-1254)	ND		0.100	ug/L						
Aroclor 1260 (PCB-1260)	ND		0.200	ug/L						
PCBs	ND		0.500	ug/L						
Chlordane	ND		0.200	ug/L						
Toxaphene	ND		1.00	ug/L						
Surrogate: DCB			*0.659*	*ug/L*	*0.571*		*115*	*70-130*		

Anatek Labs, Inc.

Anatek Moscow - 1282 Alturas Drive - Moscow, ID 83843 - 208-883-2839 - moscow@anateklabs.com - FL NELAP E87893
Anatek Spokane - 504 E Sprague Ste. D - Spokane, WA 99202 - 509-838-3999 - spokane@anateklabs.com - FL NELAP E871099
Anatek Yakima - 4802 Tieton Drive - Yakima, WA 98908 - 509-225-9404 - yakima@anateklabs.com - FL NELAP E871190
Anatek Wenatchee - 3019 Gs Center Rd - Wenatchee, WA 98801 - 509-701-8362

Client:	OnSite Environmental, Inc.	Work Order:	WGC0562
Address:	14648 NE. 95th St.	Project:	03-109/791014801
	Redmond, WA 98052	Reported:	4/2/2026 21:29
Attn:	David Baumeister		

Quality Control Data
(Continued)

Semivolatiles (Continued)

Analyte	Result	Qual	Reporting Limit	Units	Spike Level	Source Result	%REC	%REC Limits	RPD	RPD Limit
Batch: BGC0777 - Pesticides (Continued)										
LCS (BGC0777-BS1)					Prepared: 03/17/26 14:15 Analyzed: 03/19/26 18:45					
alpha-BHC	0.313		0.100	ug/L	0.286		109	70-130		
gamma-BHC (Lindane)	0.308		0.0200	ug/L	0.286		108	70-130		
beta-BHC	0.312		0.100	ug/L	0.286		109	70-130		
delta-BHC	0.287		0.100	ug/L	0.286		101	70-130		
Heptachlor	0.334		0.0400	ug/L	0.286		117	70-130		
Aldrin	0.358		0.100	ug/L	0.286		125	70-130		
Heptachlor epoxide	0.325		0.0200	ug/L	0.286		114	70-130		
4,4'-DDE	0.367		0.100	ug/L	0.286		128	70-130		
Endosulfan I	0.314		0.100	ug/L	0.286		110	70-130		
Dieldrin	0.317		0.100	ug/L	0.286		111	70-130		
Endrin	0.313		0.0100	ug/L	0.286		110	70-130		
4,4'-DDD	0.359		0.100	ug/L	0.286		126	70-130		
Endosulfan II	0.301		0.100	ug/L	0.286		105	70-130		
4,4'-DDT	0.354		0.100	ug/L	0.286		124	70-130		
Endrin aldehyde	0.334		0.100	ug/L	0.286		117	70-130		
Methoxychlor	0.306		0.100	ug/L	0.286		107	70-130		
Endosulfan sulfate	0.265		0.100	ug/L	0.286		92.9	70-130		
Endrin ketone	0.312		0.100	ug/L	0.286		109	70-130		
Surrogate: DCB			*0.617*	*ug/L*	*0.571*		*108*	*70-130*		
LCS (BGC0777-BS2)					Prepared: 03/17/26 14:15 Analyzed: 03/20/26 03:47					
Toxaphene	9.51		1.00	ug/L	10.0		95.1	70-130		
Surrogate: DCB			*0.595*	*ug/L*	*0.571*		*104*	*70-130*		
Duplicate (BGC0777-DUP1)		**Source: MGC0418-01**			Prepared: 03/17/26 14:15 Analyzed: 03/19/26 20:29					
alpha-BHC	ND		0.100	ug/L		ND				25
gamma-BHC (Lindane)	ND		0.0200	ug/L		ND				25
beta-BHC	ND		0.100	ug/L		ND				25
delta-BHC	ND		0.100	ug/L		ND				25
Heptachlor	ND		0.0400	ug/L		ND				25
Aldrin	ND		0.100	ug/L		ND				25
Heptachlor epoxide	ND		0.0200	ug/L		ND				25
4,4'-DDE	ND		0.100	ug/L		ND				25
Endosulfan I	ND		0.100	ug/L		ND				25
Dieldrin	ND		0.100	ug/L		ND				25
Endrin	ND		0.0100	ug/L		ND				25
4,4'-DDD	ND		0.100	ug/L		ND				25
Endosulfan II	ND		0.100	ug/L		ND				25
4,4'-DDT	ND		0.100	ug/L		ND				25
Endrin aldehyde	ND		0.100	ug/L		ND				25
Methoxychlor	ND		0.100	ug/L		ND				25
Endosulfan sulfate	ND		0.100	ug/L		ND				25
Endrin ketone	ND		0.100	ug/L		ND				25
Aroclor 1016 (PCB-1016)	ND		0.0800	ug/L		ND				25

Anatek Labs, Inc.

Anatek Moscow - 1282 Alturas Drive - Moscow, ID 83843 - 208-883-2839 - moscow@anateklabs.com - FL NELAP E87893
Anatek Spokane - 504 E Sprague Ste. D - Spokane, WA 99202 - 509-838-3999 - spokane@anateklabs.com - FL NELAP E871099
Anatek Yakima - 4802 Tieton Drive - Yakima, WA 98908 - 509-225-9404 - yakima@anateklabs.com - FL NELAP E871190
Anatek Wenatchee - 3019 Gs Center Rd - Wenatchee, WA 98801 - 509-701-8362

Client:	OnSite Environmental, Inc.	Work Order:	WGC0562
Address:	14648 NE. 95th St.	Project:	03-109/791014801
	Redmond, WA 98052	Reported:	4/2/2026 21:29
Attn:	David Baumeister		

Quality Control Data
(Continued)

Semivolatiles (Continued)

Analyte	Result	Qual	Reporting Limit	Units	Spike Level	Source Result	%REC	%REC Limits	RPD	RPD Limit
Batch: BGC0777 - Pesticides (Continued)										
Duplicate (BGC0777-DUP1)		**Source: MGC0418-01**		Prepared: 03/17/26 14:15 Analyzed: 03/19/26 20:29						
Aroclor 1221 (PCB-1221)	ND		20.0	ug/L		ND				25
Aroclor 1232 (PCB-1232)	ND		0.500	ug/L		ND				25
Aroclor 1242 (PCB-1242)	ND		0.300	ug/L		ND				25
Aroclor 1248 (PCB-1248)	ND		0.100	ug/L		ND				25
Aroclor 1254 (PCB-1254)	ND		0.100	ug/L		ND				25
Aroclor 1260 (PCB-1260)	ND		0.200	ug/L		ND				25
Chlordane	ND		0.200	ug/L		ND				25
Toxaphene	ND		1.00	ug/L		ND				25
Surrogate: DCB			*0.712*	*ug/L*	*0.571*		*125*	*70-130*		
Matrix Spike (BGC0777-MS1)		**Source: MGC0418-02**		Prepared: 03/17/26 14:15 Analyzed: 03/19/26 19:55						
alpha-BHC	0.347		0.100	ug/L	0.286	ND	122	65-135		
gamma-BHC (Lindane)	0.344		0.0200	ug/L	0.286	ND	120	65-135		
beta-BHC	0.341		0.100	ug/L	0.286	ND	119	65-135		
delta-BHC	0.324		0.100	ug/L	0.286	ND	114	65-135		
Heptachlor	0.347		0.0400	ug/L	0.286	ND	121	65-135		
Aldrin	0.338		0.100	ug/L	0.286	ND	118	65-135		
Heptachlor epoxide	0.357		0.0200	ug/L	0.286	ND	125	65-135		
4,4'-DDE	0.332		0.100	ug/L	0.286	ND	116	65-135		
Endosulfan I	0.304		0.100	ug/L	0.286	ND	107	65-135		
Dieldrin	0.350		0.100	ug/L	0.286	ND	122	65-135		
Endrin	0.350		0.0100	ug/L	0.286	ND	123	65-135		
4,4'-DDD	0.321		0.100	ug/L	0.286	ND	112	65-135		
Endosulfan II	0.321		0.100	ug/L	0.286	ND	112	65-135		
4,4'-DDT	0.336		0.100	ug/L	0.286	ND	118	65-135		
Endrin aldehyde	0.358		0.100	ug/L	0.286	ND	125	65-135		
Methoxychlor	0.335		0.100	ug/L	0.286	ND	117	65-135		
Endosulfan sulfate	0.265		0.100	ug/L	0.286	ND	92.8	65-135		
Endrin ketone	0.348		0.100	ug/L	0.286	ND	122	65-135		
Surrogate: DCB			*0.587*	*ug/L*	*0.571*		*103*	*70-130*		

Anatek Labs, Inc.

Anatek Moscow - 1282 Alturas Drive - Moscow, ID 83843 - 208-883-2839 - moscow@anateklabs.com - FL NELAP E87893
Anatek Spokane - 504 E Sprague Ste. D - Spokane, WA 99202 - 509-838-3999 - spokane@anateklabs.com - FL NELAP E871099
Anatek Yakima - 4802 Tieton Drive - Yakima, WA 98908 - 509-225-9404 - yakima@anateklabs.com - FL NELAP E871190
Anatek Wenatchee - 3019 Gs Center Rd - Wenatchee, WA 98801 - 509-701-8362

Client:	OnSite Environmental, Inc.	Work Order:	WGC0562
Address:	14648 NE. 95th St.	Project:	03-109/791014801
	Redmond, WA 98052	Reported:	4/2/2026 21:29
Attn:	David Baumeister		

Quality Control Data
(Continued)

Semivolatiles (Continued)

Analyte	Result	Qual	Reporting Limit	Units	Spike Level	Source Result	%REC	%REC Limits	RPD	RPD Limit
Batch: BGC0777 - Pesticides (Continued)										
Matrix Spike (BGC0777-MS2)		**Source: MGC0460-08**			Prepared: 03/17/26 14:15 Analyzed: 03/19/26 20:12					
alpha-BHC	0.317		0.100	ug/L	0.286	ND	111	65-135		
gamma-BHC (Lindane)	0.348		0.0200	ug/L	0.286	ND	122	65-135		
beta-BHC	0.318		0.100	ug/L	0.286	ND	111	65-135		
delta-BHC	0.294		0.100	ug/L	0.286	ND	103	65-135		
Heptachlor	0.339		0.0400	ug/L	0.286	ND	119	65-135		
Aldrin	0.349		0.100	ug/L	0.286	ND	122	65-135		
Heptachlor epoxide	0.337		0.0200	ug/L	0.286	ND	118	65-135		
4,4'-DDE	0.353		0.100	ug/L	0.286	ND	123	65-135		
Endosulfan I	0.274		0.100	ug/L	0.286	ND	95.8	65-135		
Dieldrin	0.328		0.100	ug/L	0.286	ND	115	65-135		
Endrin	0.325		0.0100	ug/L	0.286	ND	114	65-135		
4,4'-DDD	0.342		0.100	ug/L	0.286	ND	120	65-135		
Endosulfan II	0.297		0.100	ug/L	0.286	ND	104	65-135		
4,4'-DDT	0.348		0.100	ug/L	0.286	ND	122	65-135		
Endrin aldehyde	0.325		0.100	ug/L	0.286	ND	114	65-135		
Methoxychlor	0.330		0.100	ug/L	0.286	ND	116	65-135		
Endosulfan sulfate	0.281		0.100	ug/L	0.286	ND	98.4	65-135		
Endrin ketone	0.324		0.100	ug/L	0.286	ND	113	65-135		
Surrogate: DCB			*0.655*	*ug/L*	*0.571*		*115*	*70-130*		
Batch: BGC0789 - Diquat										
Blank (BGC0789-BLK1)					Prepared: 03/17/26 16:40 Analyzed: 04/01/26 11:16					
Diquat	ND		0.400	ug/L						
LCS (BGC0789-BS1)					Prepared: 03/17/26 16:40 Analyzed: 04/01/26 11:20					
Diquat	19.9		0.400	ug/L	20.0		99.7	70-130		

Anatek Labs, Inc.

Anatek Moscow - 1282 Alturas Drive - Moscow, ID 83843 - 208-883-2839 - moscow@anateklabs.com - FL NELAP E87893
Anatek Spokane - 504 E Sprague Ste. D - Spokane, WA 99202 - 509-838-3999 - spokane@anateklabs.com - FL NELAP E871099
Anatek Yakima - 4802 Tieton Drive - Yakima, WA 98908 - 509-225-9404 - yakima@anateklabs.com - FL NELAP E871190
Anatek Wenatchee - 3019 Gs Center Rd - Wenatchee, WA 98801 - 509-701-8362

Client:	OnSite Environmental, Inc.	Work Order:	WGC0562
Address:	14648 NE. 95th St.	Project:	03-109/791014801
	Redmond, WA 98052	Reported:	4/2/2026 21:29
Attn:	David Baumeister		

Quality Control Data
(Continued)

Semivolatiles (Continued)

Analyte	Result	Qual	Reporting Limit	Units	Spike Level	Source Result	%REC	%REC Limits	RPD	RPD Limit
Batch: BGC0789 - Diquat (Continued)										
LCS Dup (BGC0789-BSD1)					Prepared: 03/17/26 16:40 Analyzed: 04/01/26 11:25					
Diquat	19.9		0.400	ug/L	20.0		99.6	70-130	0.117	20
Matrix Spike (BGC0789-MS1)		**Source: MGC0515-01**			Prepared: 03/17/26 16:40 Analyzed: 04/01/26 11:29					
Diquat	22.4		0.400	ug/L	20.0	ND	112	70-130		
Matrix Spike (BGC0789-MS2)		**Source: MGC0418-02**			Prepared: 03/17/26 16:40 Analyzed: 04/01/26 11:33					
Diquat	22.4		0.400	ug/L	20.0	ND	112	70-130		
Batch: BGC0794 - SVOC Water										
Blank (BGC0794-BLK1)					Prepared: 03/18/26 08:02 Analyzed: 03/19/26 23:03					
Prometon	ND		0.200	ug/L						
Dimethyl phthalate	ND		1.00	ug/L						
Di-n-butyl phthalate	ND		1.00	ug/L						
EPTC	ND		0.100	ug/L						
Ethyl parathion	ND		0.200	ug/L						
Fluoranthene	ND		0.200	ug/L						
Fluorene	ND		0.200	ug/L						
Hexachlorobenzene	ND		0.100	ug/L						
Hexachlorocyclopentadiene	ND		0.100	ug/L						
Indeno[1,2,3-cd]pyrene	ND		0.200	ug/L						
Benzo[ghi]perylene	ND		0.200	ug/L						
Malathion	ND		0.200	ug/L						
MCPA	ND		0.200	ug/L						
Metolachlor	ND		0.100	ug/L						
Metribuzin	ND		0.100	ug/L						
Molinate	ND		0.100	ug/L						
Parathion ethyl	ND		0.200	ug/L						
Permethrin	ND		0.200	ug/L						
Diethyl phthalate	ND		1.00	ug/L						
Pronamide	ND		0.200	ug/L						
Benzo[k]fluoranthene	ND		0.200	ug/L						
Propachlor	ND		0.100	ug/L						
Phenanthrene	ND		0.200	ug/L						
Acenaphthene	ND		0.200	ug/L						
Acenaphthylene	ND		0.200	ug/L						
Alachlor	ND		0.200	ug/L						
Anthracene	ND		0.200	ug/L						
Atrazine	ND		0.100	ug/L						
Benzo[a]anthracene	ND		0.200	ug/L						
bis(2-Ethylhexyl)phthalate	ND		0.600	ug/L						
Benzo[b]fluoranthene	ND		0.200	ug/L						
Dibenz[a,h]anthracene	ND		0.200	ug/L						
bis-2(ethylhexyl)adipate	ND		0.600	ug/L						
Bromacil	ND		0.100	ug/L						

Anatek Labs, Inc.

Anatek Moscow - 1282 Alturas Drive - Moscow, ID 83843 - 208-883-2839 - moscow@anateklabs.com - FL NELAP E87893
Anatek Spokane - 504 E Sprague Ste. D - Spokane, WA 99202 - 509-838-3999 - spokane@anateklabs.com - FL NELAP E871099
Anatek Yakima - 4802 Tieton Drive - Yakima, WA 98908 - 509-225-9404 - yakima@anateklabs.com - FL NELAP E871190
Anatek Wenatchee - 3019 Gs Center Rd - Wenatchee, WA 98801 - 509-701-8362

Client:	OnSite Environmental, Inc.	Work Order:	WGC0562
Address:	14648 NE. 95th St.	Project:	03-109/791014801
	Redmond, WA 98052	Reported:	4/2/2026 21:29
Attn:	David Baumeister		

Quality Control Data
(Continued)

Semivolatiles (Continued)

Analyte	Result	Qual	Reporting Limit	Units	Spike Level	Source Result	%REC	%REC Limits	RPD	RPD Limit
Batch: BGC0794 - SVOC Water (Continued)										
Blank (BGC0794-BLK1)					Prepared: 03/18/26 08:02 Analyzed: 03/19/26 23:03					
Butachlor	ND		0.100	ug/L						
Butyl benzyl phthalate	ND		1.00	ug/L						
Chlorpyrifos	ND		0.200	ug/L						
Chrysene	ND		0.200	ug/L						
Cyanazine	ND		0.200	ug/L						
Diazinon	ND		0.200	ug/L						
Benzo[a]pyrene	ND		0.0200	ug/L						
Simazine	ND		0.0700	ug/L						
Terbacil	ND		0.100	ug/L						
Triadimefon	ND		0.200	ug/L						
Trifluralin	ND		0.100	ug/L						
Pendimethalin	ND		0.200	ug/L						
Pyrene	ND		0.200	ug/L						
LCS (BGC0794-BS1)					Prepared: 03/18/26 08:02 Analyzed: 03/19/26 21:20					
Propachlor	0.479		0.100	ug/L	0.400		120	20-130		
Dimethyl phthalate	0.408		1.00	ug/L	0.400		102	20-150		
Di-n-butyl phthalate	0.532		1.00	ug/L	0.400		133	20-150		
EPTC	0.418		0.100	ug/L	0.400		104	20-130		
Fluoranthene	0.384		0.200	ug/L	0.400		96.0	20-130		
Fluorene	0.448		0.200	ug/L	0.400		112	20-130		
Hexachlorocyclopentadiene	0.254		0.100	ug/L	0.400		63.4	20-130		
Metolachlor	0.501		0.100	ug/L	0.400		125	20-130		
Metribuzin	0.417		0.100	ug/L	0.400		104	20-130		
Molinate	0.453		0.100	ug/L	0.400		113	20-130		
Pendimethalin	0.377		0.200	ug/L	0.400		94.3	20-130		
Diethyl phthalate	0.485		1.00	ug/L	0.400		121	20-150		
Pronamide	0.451		0.200	ug/L	0.400		113	20-130		
Hexachlorobenzene	0.239		0.100	ug/L	0.400		59.7	20-130		
Pyrene	0.362		0.200	ug/L	0.400		90.4	20-130		
Simazine	0.338		0.0700	ug/L	0.400		84.6	20-130		
Terbacil	0.441		0.100	ug/L	0.400		110	20-130		
Trifluralin	0.360		0.100	ug/L	0.400		90.1	20-130		
Phenanthrene	0.425		0.200	ug/L	0.400		106	20-130		
Alachlor	0.434		0.200	ug/L	0.400		109	20-130		
Indeno[1,2,3-cd]pyrene	0.399		0.200	ug/L	0.400		99.7	20-130		
Acenaphthylene	0.437		0.200	ug/L	0.400		109	20-130		
Dibenz[a,h]anthracene	0.387		0.200	ug/L	0.400		96.9	20-130		
Anthracene	0.329		0.200	ug/L	0.400		82.2	20-130		
Atrazine	0.432		0.100	ug/L	0.400		108	20-130		
Benzo[a]anthracene	0.348		0.200	ug/L	0.400		87.0	20-130		
Benzo[a]pyrene	0.214		0.0200	ug/L	0.400		53.4	20-130		
Benzo[b]fluoranthene	0.377		0.200	ug/L	0.400		94.3	20-130		
Benzo[ghi]perylene	0.409		0.200	ug/L	0.400		102	20-130		
Benzo[k]fluoranthene	0.377		0.200	ug/L	0.400		94.3	20-130		

Anatek Labs, Inc.

Anatek Moscow - 1282 Alturas Drive - Moscow, ID 83843 - 208-883-2839 - moscow@anateklabs.com - FL NELAP E87893
Anatek Spokane - 504 E Sprague Ste. D - Spokane, WA 99202 - 509-838-3999 - spokane@anateklabs.com - FL NELAP E871099
Anatek Yakima - 4802 Tieton Drive - Yakima, WA 98908 - 509-225-9404 - yakima@anateklabs.com - FL NELAP E871190
Anatek Wenatchee - 3019 Gs Center Rd - Wenatchee, WA 98801 - 509-701-8362

Client:	OnSite Environmental, Inc.	Work Order:	WGC0562
Address:	14648 NE. 95th St.	Project:	03-109/791014801
	Redmond, WA 98052	Reported:	4/2/2026 21:29
Attn:	David Baumeister		

Quality Control Data
(Continued)

Semivolatiles (Continued)

Analyte	Result	Qual	Reporting Limit	Units	Spike Level	Source Result	%REC	%REC Limits	RPD	RPD Limit
Batch: BGC0794 - SVOC Water (Continued)										
LCS (BGC0794-BS1)					Prepared: 03/18/26 08:02 Analyzed: 03/19/26 21:20					
Chrysene	0.397		0.200	ug/L	0.400		99.2	20-130		
Acenaphthene	0.378		0.200	ug/L	0.400		94.5	20-130		
bis(2-Ethylhexyl)phthalate	0.454		0.600	ug/L	0.400		114	20-150		
Cyanazine	0.336		0.200	ug/L	0.400		83.9	20-130		
Chlorpyrifos	0.361		0.200	ug/L	0.400		90.1	20-130		
Butyl benzyl phthalate	0.448		1.00	ug/L	0.400		112	20-150		
Butachlor	0.426		0.100	ug/L	0.400		106	20-130		
Bromacil	0.505		0.100	ug/L	0.400		126	20-130		
bis-2(ethylhexyl)adipate	0.334		0.600	ug/L	0.400		83.5	20-150		
LCS Dup (BGC0794-BSD1)					Prepared: 03/18/26 08:02 Analyzed: 03/19/26 21:54					
Fluoranthene	0.381		0.200	ug/L	0.400		95.3	20-130	0.682	25
Pyrene	0.365		0.200	ug/L	0.400		91.3	20-130	0.952	25
Metribuzin	0.437		0.100	ug/L	0.400		109	20-130	4.69	25
Hexachlorobenzene	0.266		0.100	ug/L	0.400		66.4	20-130	10.5	25
Hexachlorocyclopentadiene	0.276		0.100	ug/L	0.400		69.1	20-130	8.52	25
EPTC	0.448		0.100	ug/L	0.400		112	20-130	7.00	25
Indeno[1,2,3-cd]pyrene	0.373		0.200	ug/L	0.400		93.4	20-130	6.57	25
Metolachlor	0.476		0.100	ug/L	0.400		119	20-130	5.14	25
Fluorene	0.414		0.200	ug/L	0.400		103	20-130	8.03	25
Molinate	0.442		0.100	ug/L	0.400		111	20-130	2.50	25
Pendimethalin	0.381		0.200	ug/L	0.400		95.3	20-130	1.10	25
Phenanthrene	0.424		0.200	ug/L	0.400		106	20-130	0.261	25
Propachlor	0.464		0.100	ug/L	0.400		116	20-130	3.25	25
Simazine	0.374		0.0700	ug/L	0.400		93.5	20-130	10.0	25
Terbacil	0.403		0.100	ug/L	0.400		101	20-130	9.14	25
Trifluralin	0.412		0.100	ug/L	0.400		103	20-130	13.3	25
Dibenz[a,h]anthracene	0.349		0.200	ug/L	0.400		87.3	20-130	10.3	25
Di-n-butyl phthalate	0.496		1.00	ug/L	0.400		124	20-150	6.97	25
Pronamide	0.425		0.200	ug/L	0.400		106	20-130	5.88	25
Alachlor	0.395		0.200	ug/L	0.400		98.7	20-130	9.55	25
Dimethyl phthalate	0.394		1.00	ug/L	0.400		98.5	20-150	3.43	25
Diethyl phthalate	0.492		1.00	ug/L	0.400		123	20-150	1.54	25
Acenaphthylene	0.408		0.200	ug/L	0.400		102	20-130	7.04	25
Anthracene	0.336		0.200	ug/L	0.400		84.1	20-130	2.30	25
Atrazine	0.404		0.100	ug/L	0.400		101	20-130	6.70	25
Benzo[a]anthracene	0.328		0.200	ug/L	0.400		81.9	20-130	6.04	25
Benzo[a]pyrene	0.286	R1	0.0200	ug/L	0.400		71.4	20-130	28.9	25
Benzo[b]fluoranthene	0.348		0.200	ug/L	0.400		86.9	20-130	8.12	25
Benzo[ghi]perylene	0.354		0.200	ug/L	0.400		88.5	20-130	14.3	25
Benzo[k]fluoranthene	0.371		0.200	ug/L	0.400		92.7	20-130	1.76	25
Cyanazine	0.378		0.200	ug/L	0.400		94.6	20-130	12.0	25
bis-2(ethylhexyl)adipate	0.369		0.600	ug/L	0.400		92.2	20-150	9.86	25
Bromacil	0.429		0.100	ug/L	0.400		107	20-130	16.3	25
Butachlor	0.390		0.100	ug/L	0.400		97.5	20-130	8.73	25

Anatek Labs, Inc.

Anatek Moscow - 1282 Alturas Drive - Moscow, ID 83843 - 208-883-2839 - moscow@anateklabs.com - FL NELAP E87893
Anatek Spokane - 504 E Sprague Ste. D - Spokane, WA 99202 - 509-838-3999 - spokane@anateklabs.com - FL NELAP E871099
Anatek Yakima - 4802 Tieton Drive - Yakima, WA 98908 - 509-225-9404 - yakima@anateklabs.com - FL NELAP E871190
Anatek Wenatchee - 3019 Gs Center Rd - Wenatchee, WA 98801 - 509-701-8362

Client:	OnSite Environmental, Inc.	Work Order:	WGC0562
Address:	14648 NE. 95th St.	Project:	03-109/791014801
	Redmond, WA 98052	Reported:	4/2/2026 21:29
Attn:	David Baumeister		

Quality Control Data
(Continued)

Semivolatiles (Continued)

Analyte	Result	Qual	Reporting Limit	Units	Spike Level	Source Result	%REC	%REC Limits	RPD	RPD Limit
Batch: BGC0794 - SVOC Water (Continued)										
LCS Dup (BGC0794-BSD1)					Prepared: 03/18/26 08:02 Analyzed: 03/19/26 21:54					
Butyl benzyl phthalate	0.345	R1	1.00	ug/L	0.400		86.2	20-150	26.0	25
Chlorpyrifos	0.345		0.200	ug/L	0.400		86.2	20-130	4.51	25
Chrysene	0.393		0.200	ug/L	0.400		98.2	20-130	0.935	25
bis(2-Ethylhexyl)phthalate	0.365		0.600	ug/L	0.400		91.3	20-150	21.7	25
Acenaphthene	0.366		0.200	ug/L	0.400		91.5	20-130	3.32	25
Matrix Spike (BGC0794-MS1)		**Source: WGC0562-01**			Prepared: 03/18/26 08:02 Analyzed: 03/19/26 22:29					
Hexachlorocyclopentadiene	0.310		0.100	ug/L	0.419	ND	74.0	20-130		
Terbacil	0.536		0.100	ug/L	0.419	ND	128	20-130		
Hexachlorobenzene	0.244		0.100	ug/L	0.419	ND	58.3	20-130		
Fluorene	0.451		0.200	ug/L	0.419	ND	108	20-130		
Indeno[1,2,3-cd]pyrene	0.396		0.200	ug/L	0.419	ND	94.6	20-130		
EPTC	0.454		0.100	ug/L	0.419	ND	108	20-130		
Phenanthrene	0.433		0.200	ug/L	0.419	ND	103	20-130		
Di-n-butyl phthalate	0.636	M1	1.00	ug/L	0.419	ND	152	20-150		
Fluoranthene	0.416		0.200	ug/L	0.419	ND	99.2	20-130		
Metolachlor	0.576	M1	0.100	ug/L	0.419	ND	138	20-130		
Metribuzin	0.680	M1	0.100	ug/L	0.419	ND	162	20-130		
Simazine	0.441		0.0700	ug/L	0.419	ND	105	20-130		
Pendimethalin	0.547	M1	0.200	ug/L	0.419	ND	131	20-130		
Pronamide	0.608	M1	0.200	ug/L	0.419	ND	145	20-130		
Propachlor	0.506		0.100	ug/L	0.419	ND	121	20-130		
Pyrene	0.395		0.200	ug/L	0.419	ND	94.3	20-130		
Dimethyl phthalate	0.427		1.00	ug/L	0.419	ND	102	20-150		
bis-2(ethylhexyl)adipate	0.404		0.600	ug/L	0.419	ND	96.5	20-150		
Molinate	0.503		0.100	ug/L	0.419	ND	120	20-130		
Benzo[a]pyrene	0.349		0.0200	ug/L	0.419	ND	83.4	20-130		
Trifluralin	0.457		0.100	ug/L	0.419	ND	109	20-130		
Acenaphthene	0.400		0.200	ug/L	0.419	ND	95.4	20-130		
Acenaphthylene	0.490		0.200	ug/L	0.419	ND	117	20-130		
Alachlor	0.518		0.200	ug/L	0.419	ND	124	20-130		
Anthracene	0.376		0.200	ug/L	0.419	ND	89.7	20-130		
Butachlor	0.608	M1	0.100	ug/L	0.419	ND	145	20-130		
Benzo[a]anthracene	0.410		0.200	ug/L	0.419	ND	97.9	20-130		
Diethyl phthalate	0.548		1.00	ug/L	0.419	ND	131	20-150		
Benzo[b]fluoranthene	0.494		0.200	ug/L	0.419	ND	118	20-130		
Benzo[ghi]perylene	0.427		0.200	ug/L	0.419	ND	102	20-130		
Benzo[k]fluoranthene	0.400		0.200	ug/L	0.419	ND	95.6	20-130		
bis(2-Ethylhexyl)phthalate	0.734	M1	0.600	ug/L	0.419	ND	175	20-150		
Bromacil	0.753	M1	0.100	ug/L	0.419	ND	180	20-130		
Butyl benzyl phthalate	0.634	M13	1.00	ug/L	0.419	ND	151	20-150		
Chlorpyrifos	0.405		0.200	ug/L	0.419	ND	96.6	20-130		
Chrysene	0.446		0.200	ug/L	0.419	ND	107	20-130		
Cyanazine	0.381		0.200	ug/L	0.419	ND	91.1	20-130		
Dibenz[a,h]anthracene	0.442		0.200	ug/L	0.419	ND	106	20-130		

Anatek Labs, Inc.

Anatek Moscow - 1282 Alturas Drive - Moscow, ID 83843 - 208-883-2839 - moscow@anateklabs.com - FL NELAP E87893
Anatek Spokane - 504 E Sprague Ste. D - Spokane, WA 99202 - 509-838-3999 - spokane@anateklabs.com - FL NELAP E871099
Anatek Yakima - 4802 Tieton Drive - Yakima, WA 98908 - 509-225-9404 - yakima@anateklabs.com - FL NELAP E871190
Anatek Wenatchee - 3019 Gs Center Rd - Wenatchee, WA 98801 - 509-701-8362

Client:	OnSite Environmental, Inc.	Work Order:	WGC0562
Address:	14648 NE. 95th St.	Project:	03-109/791014801
	Redmond, WA 98052	Reported:	4/2/2026 21:29
Attn:	David Baumeister		

Quality Control Data
(Continued)

Semivolatiles (Continued)

Analyte	Result	Qual	Reporting Limit	Units	Spike Level	Source Result	%REC	%REC Limits	RPD	RPD Limit
Batch: BGC0794 - SVOC Water (Continued)										
Matrix Spike (BGC0794-MS1)			**Source: WGC0562-01**		Prepared: 03/18/26 08:02 Analyzed: 03/19/26 22:29					
Atrazine	0.488		0.100	ug/L	0.419	ND	116	20-130		
Batch: BGC1015 - Carbamates										
Blank (BGC1015-BLK1)					Prepared: 03/23/26 09:36 Analyzed: 03/23/26 14:23					
Methiocarb	ND		1.00	ug/L						
Propoxur	ND		1.00	ug/L						
Oxamyl	ND		2.00	ug/L						
Methomyl	ND		4.00	ug/L						
Carbaryl	ND		2.00	ug/L						
Aldicarb Sulfoxide	ND		0.500	ug/L						
Aldicarb Sulfone	ND		0.800	ug/L						
3-Hydroxycarbofuran	ND		2.00	ug/L						
Aldicarb	ND		0.500	ug/L						
Carbofuran	ND		0.900	ug/L						
Surrogate: BDMC			*225*	*ug/L*	*200*		*112*	*70-130*		
Blank (BGC1015-BLK2)					Prepared: 03/23/26 09:36 Analyzed: 03/24/26 17:13					
Carbaryl	ND		2.00	ug/L						
Propoxur	ND		1.00	ug/L						
Oxamyl	ND		2.00	ug/L						
Methomyl	ND		4.00	ug/L						
Carbofuran	ND		0.900	ug/L						
Aldicarb Sulfoxide	ND		0.500	ug/L						
Aldicarb Sulfone	ND		0.800	ug/L						
Aldicarb	ND		0.500	ug/L						
3-Hydroxycarbofuran	ND		2.00	ug/L						
Methiocarb	ND		1.00	ug/L						
Surrogate: BDMC			*216*	*ug/L*	*200*		*108*	*70-130*		

Anatek Labs, Inc.

Anatek Moscow - 1282 Alturas Drive - Moscow, ID 83843 - 208-883-2839 - moscow@anateklabs.com - FL NELAP E87893
Anatek Spokane - 504 E Sprague Ste. D - Spokane, WA 99202 - 509-838-3999 - spokane@anateklabs.com - FL NELAP E871099
Anatek Yakima - 4802 Tieton Drive - Yakima, WA 98908 - 509-225-9404 - yakima@anateklabs.com - FL NELAP E871190
Anatek Wenatchee - 3019 Gs Center Rd - Wenatchee, WA 98801 - 509-701-8362

Client:	OnSite Environmental, Inc.	Work Order:	WGC0562
Address:	14648 NE. 95th St.	Project:	03-109/791014801
	Redmond, WA 98052	Reported:	4/2/2026 21:29
Attn:	David Baumeister		

Quality Control Data
(Continued)

Semivolatiles (Continued)

Analyte	Result	Qual	Reporting Limit	Units	Spike Level	Source Result	%REC	%REC Limits	RPD	RPD Limit
Batch: BGC1015 - Carbamates (Continued)										
LCS (BGC1015-BS1)					Prepared: 03/23/26 09:36 Analyzed: 03/23/26 16:14					
Methiocarb	17.1		1.00	ug/L	20.0		85.4	70-130		
Propoxur	19.0		1.00	ug/L	20.0		95.1	70-130		
Oxamyl	17.4		2.00	ug/L	20.0		87.1	70-130		
Methomyl	19.1		4.00	ug/L	20.0		95.4	70-130		
Carbaryl	15.8		2.00	ug/L	20.0		78.8	70-130		
Aldicarb Sulfoxide	17.8		0.500	ug/L	20.0		88.8	70-130		
Aldicarb Sulfone	19.0		0.800	ug/L	20.0		95.0	70-130		
3-Hydroxycarbofuran	17.1		2.00	ug/L	20.0		85.5	70-130		
Aldicarb	19.6		0.500	ug/L	20.0		97.9	70-130		
Carbofuran	17.0		0.900	ug/L	20.0		84.8	70-130		
Surrogate: BDMC			*227*	*ug/L*	*200*		*113*	*70-130*		
LCS (BGC1015-BS2)					Prepared: 03/23/26 09:36 Analyzed: 03/24/26 18:08					
Propoxur	17.1		1.00	ug/L	20.0		85.3	70-130		
3-Hydroxycarbofuran	16.6		2.00	ug/L	20.0		83.0	70-130		
Oxamyl	16.6		2.00	ug/L	20.0		82.8	70-130		
Methomyl	18.1		4.00	ug/L	20.0		90.4	70-130		
Methiocarb	17.4		1.00	ug/L	20.0		87.0	70-130		
Carbaryl	16.4		2.00	ug/L	20.0		81.9	70-130		
Aldicarb Sulfoxide	17.2		0.500	ug/L	20.0		86.2	70-130		
Aldicarb Sulfone	18.4		0.800	ug/L	20.0		91.8	70-130		
Aldicarb	18.8		0.500	ug/L	20.0		94.0	70-130		
Carbofuran	15.5		0.900	ug/L	20.0		77.6	70-130		
Surrogate: BDMC			*212*	*ug/L*	*200*		*106*	*70-130*		
MRL Check (BGC1015-MRL1)					Prepared: 03/23/26 09:36 Analyzed: 03/23/26 15:19					
Carbaryl	1.20		2.00	ug/L	1.00		120	50-150		
Propoxur	1.00		1.00	ug/L	1.00		100	50-150		
Oxamyl	0.839		2.00	ug/L	1.00		83.9	50-150		
Methomyl	1.12		4.00	ug/L	1.00		112	50-150		
3-Hydroxycarbofuran	1.08		2.00	ug/L	1.00		108	50-150		
Carbofuran	1.03		0.900	ug/L	1.00		103	50-150		
Aldicarb Sulfoxide	1.01		0.500	ug/L	1.00		101	50-150		
Aldicarb Sulfone	1.08		0.800	ug/L	1.00		108	50-150		
Aldicarb	1.17		0.500	ug/L	1.00		117	50-150		
Methiocarb	0.958		1.00	ug/L	1.00		95.8	50-150		
Surrogate: BDMC			*226*	*ug/L*	*200*		*113*	*70-130*		

Anatek Labs, Inc.

Anatek Moscow - 1282 Alturas Drive - Moscow, ID 83843 - 208-883-2839 - moscow@anateklabs.com - FL NELAP E87893
Anatek Spokane - 504 E Sprague Ste. D - Spokane, WA 99202 - 509-838-3999 - spokane@anateklabs.com - FL NELAP E871099
Anatek Yakima - 4802 Tieton Drive - Yakima, WA 98908 - 509-225-9404 - yakima@anateklabs.com - FL NELAP E871190
Anatek Wenatchee - 3019 Gs Center Rd - Wenatchee, WA 98801 - 509-701-8362

Client:	OnSite Environmental, Inc.	Work Order:	WGC0562
Address:	14648 NE. 95th St.	Project:	03-109/791014801
	Redmond, WA 98052	Reported:	4/2/2026 21:29
Attn:	David Baumeister		

Quality Control Data
(Continued)

Semivolatiles (Continued)

Analyte	Result	Qual	Reporting Limit	Units	Spike Level	Source Result	%REC	%REC Limits	RPD	RPD Limit
Batch: BGC1015 - Carbamates (Continued)										
Matrix Spike (BGC1015-MS1)		**Source: MGC0418-01**			Prepared: 03/23/26 09:36 Analyzed: 03/23/26 17:10					
Carbaryl	16.8		2.00	ug/L	20.0	ND	84.0	70-130		
Oxamyl	16.9		2.00	ug/L	20.0	ND	84.7	70-130		
Methomyl	18.7		4.00	ug/L	20.0	ND	93.5	70-130		
Methiocarb	17.6		1.00	ug/L	20.0	ND	87.9	70-130		
Carbofuran	16.6		0.900	ug/L	20.0	ND	83.1	70-130		
Aldicarb Sulfone	18.9		0.800	ug/L	20.0	ND	94.7	70-130		
Aldicarb	19.6		0.500	ug/L	20.0	ND	98.1	70-130		
3-Hydroxycarbofuran	17.1		2.00	ug/L	20.0	ND	85.3	70-130		
Propoxur	19.1		1.00	ug/L	20.0	ND	95.4	70-130		
Aldicarb Sulfoxide	17.8		0.500	ug/L	20.0	ND	89.2	70-130		
Surrogate: BDMC			*224*	*ug/L*	*200*		*112*	*70-130*		
Matrix Spike (BGC1015-MS2)		**Source: WGC0718-01**			Prepared: 03/23/26 09:36 Analyzed: 03/24/26 19:03					
Aldicarb Sulfoxide	17.4		0.500	ug/L	20.0	ND	87.2	70-130		
Oxamyl	16.8		2.00	ug/L	20.0	ND	84.2	70-130		
Methomyl	18.4		4.00	ug/L	20.0	ND	91.9	70-130		
Methiocarb	17.2		1.00	ug/L	20.0	ND	86.1	70-130		
Carbaryl	16.5		2.00	ug/L	20.0	ND	82.7	70-130		
Propoxur	18.6		1.00	ug/L	20.0	ND	93.2	70-130		
Aldicarb Sulfone	18.6		0.800	ug/L	20.0	ND	93.0	70-130		
Aldicarb	19.1		0.500	ug/L	20.0	ND	95.3	70-130		
3-Hydroxycarbofuran	16.9		2.00	ug/L	20.0	ND	84.4	70-130		
Carbofuran	16.4		0.900	ug/L	20.0	ND	82.2	70-130		
Surrogate: BDMC			*212*	*ug/L*	*200*		*106*	*70-130*		
Matrix Spike Dup (BGC1015-MSD1)		**Source: MGC0418-01**			Prepared: 03/23/26 09:36 Analyzed: 03/23/26 18:05					
Carbofuran	16.8		0.900	ug/L	20.0	ND	83.8	70-130	0.797	25
Propoxur	19.5		1.00	ug/L	20.0	ND	97.6	70-130	2.20	25
Oxamyl	17.1		2.00	ug/L	20.0	ND	85.7	70-130	1.14	25
Methomyl	18.8		4.00	ug/L	20.0	ND	94.0	70-130	0.480	25
Methiocarb	17.6		1.00	ug/L	20.0	ND	88.1	70-130	0.267	25
Carbaryl	16.9		2.00	ug/L	20.0	ND	84.6	70-130	0.652	25
Aldicarb Sulfoxide	17.8		0.500	ug/L	20.0	ND	89.1	70-130	0.185	25
Aldicarb Sulfone	19.0		0.800	ug/L	20.0	ND	95.1	70-130	0.395	25
Aldicarb	19.6		0.500	ug/L	20.0	ND	98.2	70-130	0.122	25
3-Hydroxycarbofuran	17.4		2.00	ug/L	20.0	ND	86.8	70-130	1.71	25
Surrogate: BDMC			*243*	*ug/L*	*200*		*122*	*70-130*		

Anatek Labs, Inc.

Anatek Moscow - 1282 Alturas Drive - Moscow, ID 83843 - 208-883-2839 - moscow@anateklabs.com - FL NELAP E87893
Anatek Spokane - 504 E Sprague Ste. D - Spokane, WA 99202 - 509-838-3999 - spokane@anateklabs.com - FL NELAP E871099
Anatek Yakima - 4802 Tieton Drive - Yakima, WA 98908 - 509-225-9404 - yakima@anateklabs.com - FL NELAP E871190
Anatek Wenatchee - 3019 Gs Center Rd - Wenatchee, WA 98801 - 509-701-8362

Client:	OnSite Environmental, Inc.	Work Order:	WGC0562
Address:	14648 NE. 95th St.	Project:	03-109/791014801
	Redmond, WA 98052	Reported:	4/2/2026 21:29
Attn:	David Baumeister		

Quality Control Data
(Continued)

Semivolatiles (Continued)

Analyte	Result	Qual	Reporting Limit	Units	Spike Level	Source Result	%REC	%REC Limits	RPD	RPD Limit
Batch: BGC1015 - Carbamates (Continued)										
Matrix Spike Dup (BGC1015-MSD2)		**Source: WGC0718-01**			Prepared: 03/23/26 09:36 Analyzed: 03/24/26 19:59					
Carbofuran	16.5		0.900	ug/L	20.0	ND	82.4	70-130	0.267	25
Oxamyl	16.6		2.00	ug/L	20.0	ND	83.1	70-130	1.23	25
Methomyl	18.1		4.00	ug/L	20.0	ND	90.7	70-130	1.36	25
Aldicarb	18.6		0.500	ug/L	20.0	ND	92.9	70-130	2.57	25
Methiocarb	17.4		1.00	ug/L	20.0	ND	87.0	70-130	0.970	25
Propoxur	18.5		1.00	ug/L	20.0	ND	92.6	70-130	0.662	25
Aldicarb Sulfone	18.4		0.800	ug/L	20.0	ND	92.2	70-130	0.821	25
3-Hydroxycarbofuran	16.8		2.00	ug/L	20.0	ND	84.0	70-130	0.517	25
Aldicarb Sulfoxide	17.3		0.500	ug/L	20.0	ND	86.3	70-130	1.06	25
Carbaryl	16.3		2.00	ug/L	20.0	ND	81.7	70-130	1.16	25
Surrogate: BDMC			*209*	*ug/L*	*200*		*105*	*70-130*		
Batch: BGC1021 - EDB 504										
Blank (BGC1021-BLK1)					Prepared: 03/23/26 09:46 Analyzed: 03/23/26 21:43					
1,2,3-Trichloropropane	ND		0.500	ug/L						
DBCP (1,2-Dibromo-3-chloropropane)	ND		0.0200	ug/L						
EDB (1,2-Dibromoethane)	ND		0.0100	ug/L						
Surrogate: TCX - 2,4,5,6-tetrachloro-m-xylene			*0.156*	*ug/L*	*0.143*		*109*	*70-130*		
LCS (BGC1021-BS1)					Prepared: 03/23/26 09:46 Analyzed: 03/23/26 22:36					
1,2,3-Trichloropropane	0.878		0.500	ug/L	0.900		97.5	70-130		
DBCP (1,2-Dibromo-3-chloropropane)	0.213		0.0200	ug/L	0.200		106	70-130		
EDB (1,2-Dibromoethane)	0.219		0.0100	ug/L	0.200		109	70-130		
Surrogate: TCX - 2,4,5,6-tetrachloro-m-xylene			*0.152*	*ug/L*	*0.143*		*106*	*70-130*		
LCS (BGC1021-BS2)					Prepared: 03/23/26 09:46 Analyzed: 03/24/26 08:44					
1,2,3-Trichloropropane	0.926		0.500	ug/L	0.900		103	70-130		
DBCP (1,2-Dibromo-3-chloropropane)	0.216		0.0200	ug/L	0.200		108	70-130		
EDB (1,2-Dibromoethane)	0.227		0.0100	ug/L	0.200		113	70-130		
Surrogate: TCX - 2,4,5,6-tetrachloro-m-xylene			*0.158*	*ug/L*	*0.143*		*111*	*70-130*		

Anatek Labs, Inc.

Anatek Moscow - 1282 Alturas Drive - Moscow, ID 83843 - 208-883-2839 - moscow@anateklabs.com - FL NELAP E87893
Anatek Spokane - 504 E Sprague Ste. D - Spokane, WA 99202 - 509-838-3999 - spokane@anateklabs.com - FL NELAP E871099
Anatek Yakima - 4802 Tieton Drive - Yakima, WA 98908 - 509-225-9404 - yakima@anateklabs.com - FL NELAP E871190
Anatek Wenatchee - 3019 Gs Center Rd - Wenatchee, WA 98801 - 509-701-8362

Client:	OnSite Environmental, Inc.	Work Order:	WGC0562
Address:	14648 NE. 95th St.	Project:	03-109/791014801
	Redmond, WA 98052	Reported:	4/2/2026 21:29
Attn:	David Baumeister		

Quality Control Data
(Continued)

Semivolatiles (Continued)

Analyte	Result	Qual	Reporting Limit	Units	Spike Level	Source Result	%REC	%REC Limits	RPD	RPD Limit
Batch: BGC1021 - EDB 504 (Continued)										
Duplicate (BGC1021-DUP1)			**Source: MGC0418-01**		Prepared: 03/23/26 09:46 Analyzed: 03/24/26 08:44					
EDB (1,2-Dibromoethane)	ND		0.0100	ug/L		ND				20
DBCP (1,2-Dibromo-3-chloropropane)	ND		0.0200	ug/L		ND				20
1,2,3-Trichloropropane	ND		0.500	ug/L		ND				20
Surrogate: TCX - 2,4,5,6-tetrachloro-m-xylene			*0.156*	*ug/L*	*0.143*		*109*	*70-130*		
MRL Check (BGC1021-MRL1)					Prepared: 03/23/26 09:46 Analyzed: 03/23/26 21:43					
1,2,3-Trichloropropane	0.266		0.500	ug/L	0.300		88.6	60-140		
DBCP (1,2-Dibromo-3-chloropropane)	0.0111		0.0200	ug/L	0.0100		111	60-140		
EDB (1,2-Dibromoethane)	0.00880		0.0100	ug/L	0.0100		88.0	60-140		
Surrogate: TCX - 2,4,5,6-tetrachloro-m-xylene			*0.142*	*ug/L*	*0.143*		*99.7*	*70-130*		
Matrix Spike (BGC1021-MS1)			**Source: MGC0418-02**		Prepared: 03/23/26 09:46 Analyzed: 03/23/26 23:02					
1,2,3-Trichloropropane	0.857		0.500	ug/L	0.900	ND	95.2	65-135		
DBCP (1,2-Dibromo-3-chloropropane)	0.205		0.0200	ug/L	0.200	ND	102	65-135		
EDB (1,2-Dibromoethane)	0.217		0.0100	ug/L	0.200	ND	109	65-135		
Surrogate: TCX - 2,4,5,6-tetrachloro-m-xylene			*0.146*	*ug/L*	*0.143*		*102*	*70-130*		

WGC0562

Due: 03/30/26

ANATEK LABS		
	Document #:	FRM-0052
	Revision:	04
	Status:	Release
	Effective Date:	26 Feb 2026

Sample Receipt and Preservation Form

Cooler Temperature
Read (°C): 3.4
Corrected (°C): 3.6
Thermometer Used: IR6

Client Name: On Site

TAT: Normal RUSH: _____ days

Samples Received From: FedEx (UPS) USPS Hand Courier Huber Other: _____

Custody Seal on Cooler/Box: Yes (No) Custody Seals Intact: Yes No (N/A)

Number of Coolers/Boxes: _____ Type of Ice: (Wet Ice) Ice Packs None Other_____

Packing Material: (Bubble Wrap) Bags Foam/Peanuts Paper None Other: _____

				Comments
Samples Received Intact?	Yes	No		
Chain of Custody Present/Complete?	Yes	No		
Labels and Chains Agree?	Yes	No		
Samples Received Within Hold Time?	Yes	No		
Correct Containers Received?	Yes	No		
Anatek Bottles Used?	Yes	No	Unknown	
Samples Properly Preserved?	Yes	No	N/A	*If No, record preservation and pH*
				Initial pH: <2 or / pH Paper ID:
VOC Vials Free of Headspace (<6mm)?	Yes	No	N/A	
VOC Trip Blanks Present?	Yes	No	N/A	
Total Number of Sample Bottles Received: _____				

Record bottle types, preservatives, and lot numbers (if known) below. Please list bottles in descending order by size:

~~g1000~~ Carb 2ull
g1000 Nasu/Fuke x 2 2000358
g250 Nasu/Fuke x 1 2000358
p500 x Nathiu 2501225
g125 x Nathiu 2501225
gull Nathiu 2501225 x 6

Notes, comments, etc. (also use this space if contacting the client - record names and date/time)

Received/Inspected By: _____ Date/Time: 1039 3/16/26

Page 1 of 1

WGC0562

Due: 03/30/26

OnSite Environmental Inc.

14648 NE 95th Street, Redmond, WA 98052 · (425) 883-3881

Laboratory Reference #: 03-109

Laboratory: Anatek Labs

Attention: Karice Scott

Address: 504 E Sprague, Ste D Spokane, WA 99202

Phone Number: (509) 838-3999

Turnaround Request

1 Day | 2 Day | 3 Day | Standard

Other: _____

Project Manager: David Baumeister

email: dbaumeister@onsite-env.com

Project Number: 791014801

Project Name: _____

Lab ID	Sample Identification	Date Sampled	Time Sampled	Matrix	# of Cont.	Requested Analyses
	MW-3A	3/9/26	18:21	W	11	EPA 504, EPA 505, EPA 525, EPA 515.3, EPA 531.2, EPA 547, EPA 548.1, EPA 549.2

Signature	Company	Date	Time	Comments/Special Instructions
Relinquished by: Nicholas Ryan	OSE	3/12/26	1540	VPS
Received by: Joseph Pippin	Anatek	3/16/26	1039	
Relinquished by:				
Received by:				
Relinquished by:				
Received by:				

Chain of Custody

OnSite Environmental Inc.
14648 NE 95th Street • Redmond, WA 98052
Phone: (425) 883-3881 • www.onsite-env.com

Company: Langan
Project Number: 791014801
Project Name: Hawks Prairie Building 1
Project Manager: Jenny Cutright
Sampled by: MG JL

Turnaround Request (in working days)

(Check One)

- ☐ Same Day
- ☐ 1 Day
- ☐ 2 Days
- ☐ 3 Days
- ■ Standard (7 Days) (TPH analysis 5 Days)
- ☐ _____ (other)

Laboratory Number: 03-109

Lab ID	Sample Identification	Date Sampled	Time Sampled	Matrix	Number of Containers	Volatiles 8260 + Vinyl Chloride SIMS	Phase II/V IOC	EPA 504 EDB/DBCP	EPA 505/EPA 525 Pesticides	EPA 515.3 Herbicide	EPA 547 Glyphosate	EPA 531.2 Carbamate	EPA 548.1 Endothall	EPA 549.2 Diquat	% Moisture
1	MW-3A	3/9/26	18:21	W	17	X	X	X	X	X	X	X	X	X	
2	MW-10	3/9/26	11:07	W	6	X									

	Signature	Company	Date	Time
Relinquished		Langan Engineering	3/10/26	8:06
Received		Langan Engineering	3/10/26	0806
Relinquished		Langan Engineer	3/10/26	1112
Received		OSE	3/10/26	1112
Relinquished				
Received				
Reviewed/Date		Reviewed/Date		

Comments/Special Instructions

Chromatograms with final report ☐

OnSite Environmental Inc.
14648 NE 95th Street, Redmond, WA 98052 • (425) 883-3881

April 3, 2026

Jenny Cutright
Langan
520 Pike Street, Suite 985
Seattle, WA 98101

Re: Analytical Data for Project 791014801
Laboratory Reference No. 2603-147

Dear Jenny:

Enclosed are the analytical results and associated quality control data for samples submitted on March 11, 2026.

The standard policy of OnSite Environmental, Inc. is to store your samples for 30 days from the date of receipt. If you require longer storage, please contact the laboratory.

We appreciate the opportunity to be of service to you on this project. If you have any questions concerning the data, or need additional information, please feel free to call me.

Sincerely,

David Baumeister
Project Manager

Enclosures

This report pertains to the samples analyzed in accordance with the chain of custody,
and is intended only for the use of the individual or company to whom it is addressed.

Date of Report: April 3, 2026
Samples Submitted: March 11, 2026
Laboratory Reference: 2603-147
Project: 791014801

Case Narrative

Samples were collected on March 10, 2026 and received by the laboratory on March 11, 2026. They were maintained at the laboratory at a temperature of 2°C to 6°C.

Please note that any and all soil sample results are reported on a dry-weight basis, unless otherwise noted below. However the soil results for the QA/QC samples are reported on a wet-weight basis.

General QA/QC issues associated with the analytical data enclosed in this laboratory report will be indicated with a reference to a comment or explanation on the Data Qualifier page. More complex and involved QA/QC issues will be discussed in detail below.

Volatiles EPA 8260D Analysis

The percent recovery for one or more analytes is outside the control limits in the Spike Blank. The method allows for a percentage of the compounds to fall outside of the control limits due to the large number of analytes being spiked.

Any other QA/QC issues associated with this extraction and analysis will be indicated with a footnote reference and discussed in detail on the Data Qualifier page.

This report pertains to the samples analyzed in accordance with the chain of custody, and is intended only for the use of the individual or company to whom it is addressed.

Date of Report: April 3, 2026
Samples Submitted: March 11, 2026
Laboratory Reference: 2603-147
Project: 791014801

VOLATILE ORGANICS EPA 8260D/SIM
page 1 of 2

Matrix: Water
Units: ug/L

Analyte	Result	PQL	Method	Date Prepared	Date Analyzed	Flags
Client ID:	**MW-6**					
Laboratory ID:	03-147-01					
Dichlorodifluoromethane	ND	0.36	EPA 8260D	3-13-26	3-13-26	
Chloromethane	ND	1.0	EPA 8260D	3-13-26	3-13-26	
Vinyl Chloride (SIM)	ND	0.020	EPA 8260D/SIM	3-13-26	3-13-26	
Bromomethane	ND	1.0	EPA 8260D	3-13-26	3-13-26	
Chloroethane	ND	1.0	EPA 8260D	3-13-26	3-13-26	
Trichlorofluoromethane	ND	0.20	EPA 8260D	3-13-26	3-13-26	
1,1-Dichloroethene	ND	0.20	EPA 8260D	3-13-26	3-13-26	
Acetone	ND	5.0	EPA 8260D	3-13-26	3-13-26	
Iodomethane	ND	1.0	EPA 8260D	3-13-26	3-13-26	
Carbon Disulfide	ND	0.28	EPA 8260D	3-13-26	3-13-26	
Methylene Chloride	ND	1.0	EPA 8260D	3-13-26	3-13-26	
(trans) 1,2-Dichloroethene	ND	0.20	EPA 8260D	3-13-26	3-13-26	
Methyl t-Butyl Ether	ND	0.20	EPA 8260D	3-13-26	3-13-26	
1,1-Dichloroethane	ND	0.20	EPA 8260D	3-13-26	3-13-26	
Vinyl Acetate	ND	1.3	EPA 8260D	3-13-26	3-13-26	
2,2-Dichloropropane	ND	0.20	EPA 8260D	3-13-26	3-13-26	
(cis) 1,2-Dichloroethene	ND	0.20	EPA 8260D	3-13-26	3-13-26	
2-Butanone	ND	5.0	EPA 8260D	3-13-26	3-13-26	
Bromochloromethane	ND	0.20	EPA 8260D	3-13-26	3-13-26	
Chloroform	ND	0.20	EPA 8260D	3-13-26	3-13-26	
1,1,1-Trichloroethane	ND	0.20	EPA 8260D	3-13-26	3-13-26	
Carbon Tetrachloride	ND	0.20	EPA 8260D	3-13-26	3-13-26	
1,1-Dichloropropene	ND	0.20	EPA 8260D	3-13-26	3-13-26	
Benzene	ND	0.20	EPA 8260D	3-13-26	3-13-26	
1,2-Dichloroethane	ND	0.20	EPA 8260D	3-13-26	3-13-26	
Trichloroethene	ND	0.20	EPA 8260D	3-13-26	3-13-26	
1,2-Dichloropropane	ND	0.20	EPA 8260D	3-13-26	3-13-26	
Dibromomethane	ND	0.20	EPA 8260D	3-13-26	3-13-26	
Bromodichloromethane	ND	0.20	EPA 8260D	3-13-26	3-13-26	
(cis) 1,3-Dichloropropene	ND	0.20	EPA 8260D	3-13-26	3-13-26	
Methyl Isobutyl Ketone	ND	2.0	EPA 8260D	3-13-26	3-13-26	
Toluene	ND	1.0	EPA 8260D	3-13-26	3-13-26	

This report pertains to the samples analyzed in accordance with the chain of custody, and is intended only for the use of the individual or company to whom it is addressed.

Date of Report: April 3, 2026
Samples Submitted: March 11, 2026
Laboratory Reference: 2603-147
Project: 791014801

VOLATILE ORGANICS EPA 8260D/SIM
page 2 of 2

Analyte	Result	PQL	Method	Date Prepared	Date Analyzed	Flags
Client ID:	**MW-6**					
Laboratory ID:	03-147-01					
(trans) 1,3-Dichloropropene	ND	0.20	EPA 8260D	3-13-26	3-13-26	
1,1,2-Trichloroethane	ND	0.20	EPA 8260D	3-13-26	3-13-26	
Tetrachloroethene	ND	0.20	EPA 8260D	3-13-26	3-13-26	
1,3-Dichloropropane	ND	0.20	EPA 8260D	3-13-26	3-13-26	
2-Hexanone	ND	2.0	EPA 8260D	3-13-26	3-13-26	
Dibromochloromethane	ND	0.20	EPA 8260D	3-13-26	3-13-26	
1,2-Dibromoethane	ND	0.20	EPA 8260D	3-13-26	3-13-26	
Chlorobenzene	ND	0.20	EPA 8260D	3-13-26	3-13-26	
1,1,1,2-Tetrachloroethane	ND	0.20	EPA 8260D	3-13-26	3-13-26	
Ethylbenzene	ND	0.20	EPA 8260D	3-13-26	3-13-26	
m,p-Xylene	ND	0.40	EPA 8260D	3-13-26	3-13-26	
o-Xylene	ND	0.20	EPA 8260D	3-13-26	3-13-26	
Styrene	ND	0.20	EPA 8260D	3-13-26	3-13-26	
Bromoform	ND	1.0	EPA 8260D	3-13-26	3-13-26	
Isopropylbenzene	ND	0.20	EPA 8260D	3-13-26	3-13-26	
Bromobenzene	ND	0.20	EPA 8260D	3-13-26	3-13-26	
1,1,2,2-Tetrachloroethane	ND	0.20	EPA 8260D	3-13-26	3-13-26	
1,2,3-Trichloropropane	ND	0.20	EPA 8260D	3-13-26	3-13-26	
n-Propylbenzene	ND	0.20	EPA 8260D	3-13-26	3-13-26	
2-Chlorotoluene	ND	0.20	EPA 8260D	3-13-26	3-13-26	
4-Chlorotoluene	ND	0.20	EPA 8260D	3-13-26	3-13-26	
1,3,5-Trimethylbenzene	ND	0.20	EPA 8260D	3-13-26	3-13-26	
tert-Butylbenzene	ND	0.20	EPA 8260D	3-13-26	3-13-26	
1,2,4-Trimethylbenzene	ND	0.20	EPA 8260D	3-13-26	3-13-26	
sec-Butylbenzene	ND	0.20	EPA 8260D	3-13-26	3-13-26	
1,3-Dichlorobenzene	ND	0.20	EPA 8260D	3-13-26	3-13-26	
p-Isopropyltoluene	ND	0.20	EPA 8260D	3-13-26	3-13-26	
1,4-Dichlorobenzene	ND	0.20	EPA 8260D	3-13-26	3-13-26	
1,2-Dichlorobenzene	ND	0.20	EPA 8260D	3-13-26	3-13-26	
n-Butylbenzene	ND	0.20	EPA 8260D	3-13-26	3-13-26	
1,2-Dibromo-3-chloropropane	ND	1.0	EPA 8260D	3-13-26	3-13-26	
1,2,4-Trichlorobenzene	ND	0.20	EPA 8260D	3-13-26	3-13-26	
Hexachlorobutadiene	ND	1.0	EPA 8260D	3-13-26	3-13-26	
Naphthalene	ND	1.0	EPA 8260D	3-13-26	3-13-26	
1,2,3-Trichlorobenzene	ND	1.0	EPA 8260D	3-13-26	3-13-26	
Surrogate:	*Percent Recovery*	*Control Limits*				
Dibromofluoromethane	*97*	*68-133*				
Toluene-d8	*100*	*79-123*				
4-Bromofluorobenzene	*99*	*78-117*				

This report pertains to the samples analyzed in accordance with the chain of custody, and is intended only for the use of the individual or company to whom it is addressed.

Date of Report: April 3, 2026
Samples Submitted: March 11, 2026
Laboratory Reference: 2603-147
Project: 791014801

VOLATILE ORGANICS EPA 8260D/SIM
page 1 of 2

Matrix: Water
Units: ug/L

Analyte	Result	PQL	Method	Date Prepared	Date Analyzed	Flags
Client ID:	**MW-9**					
Laboratory ID:	03-147-02					
Dichlorodifluoromethane	ND	0.36	EPA 8260D	3-13-26	3-13-26	
Chloromethane	ND	1.0	EPA 8260D	3-13-26	3-13-26	
Vinyl Chloride (SIM)	ND	0.020	EPA 8260D/SIM	3-13-26	3-13-26	
Bromomethane	ND	1.0	EPA 8260D	3-13-26	3-13-26	
Chloroethane	ND	1.0	EPA 8260D	3-13-26	3-13-26	
Trichlorofluoromethane	ND	0.20	EPA 8260D	3-13-26	3-13-26	
1,1-Dichloroethene	ND	0.20	EPA 8260D	3-13-26	3-13-26	
Acetone	ND	5.0	EPA 8260D	3-13-26	3-13-26	
Iodomethane	ND	1.0	EPA 8260D	3-13-26	3-13-26	
Carbon Disulfide	ND	0.28	EPA 8260D	3-13-26	3-13-26	
Methylene Chloride	ND	1.0	EPA 8260D	3-13-26	3-13-26	
(trans) 1,2-Dichloroethene	ND	0.20	EPA 8260D	3-13-26	3-13-26	
Methyl t-Butyl Ether	ND	0.20	EPA 8260D	3-13-26	3-13-26	
1,1-Dichloroethane	ND	0.20	EPA 8260D	3-13-26	3-13-26	
Vinyl Acetate	ND	1.3	EPA 8260D	3-13-26	3-13-26	
2,2-Dichloropropane	ND	0.20	EPA 8260D	3-13-26	3-13-26	
(cis) 1,2-Dichloroethene	ND	0.20	EPA 8260D	3-13-26	3-13-26	
2-Butanone	ND	5.0	EPA 8260D	3-13-26	3-13-26	
Bromochloromethane	ND	0.20	EPA 8260D	3-13-26	3-13-26	
Chloroform	ND	0.20	EPA 8260D	3-13-26	3-13-26	
1,1,1-Trichloroethane	ND	0.20	EPA 8260D	3-13-26	3-13-26	
Carbon Tetrachloride	ND	0.20	EPA 8260D	3-13-26	3-13-26	
1,1-Dichloropropene	ND	0.20	EPA 8260D	3-13-26	3-13-26	
Benzene	ND	0.20	EPA 8260D	3-13-26	3-13-26	
1,2-Dichloroethane	ND	0.20	EPA 8260D	3-13-26	3-13-26	
Trichloroethene	ND	0.20	EPA 8260D	3-13-26	3-13-26	
1,2-Dichloropropane	ND	0.20	EPA 8260D	3-13-26	3-13-26	
Dibromomethane	ND	0.20	EPA 8260D	3-13-26	3-13-26	
Bromodichloromethane	ND	0.20	EPA 8260D	3-13-26	3-13-26	
(cis) 1,3-Dichloropropene	ND	0.20	EPA 8260D	3-13-26	3-13-26	
Methyl Isobutyl Ketone	ND	2.0	EPA 8260D	3-13-26	3-13-26	
Toluene	ND	1.0	EPA 8260D	3-13-26	3-13-26	

This report pertains to the samples analyzed in accordance with the chain of custody, and is intended only for the use of the individual or company to whom it is addressed.

Date of Report: April 3, 2026
Samples Submitted: March 11, 2026
Laboratory Reference: 2603-147
Project: 791014801

VOLATILE ORGANICS EPA 8260D/SIM
page 2 of 2

Analyte	Result	PQL	Method	Date Prepared	Date Analyzed	Flags
Client ID:	**MW-9**					
Laboratory ID:	03-147-02					
(trans) 1,3-Dichloropropene	ND	0.20	EPA 8260D	3-13-26	3-13-26	
1,1,2-Trichloroethane	ND	0.20	EPA 8260D	3-13-26	3-13-26	
Tetrachloroethene	ND	0.20	EPA 8260D	3-13-26	3-13-26	
1,3-Dichloropropane	ND	0.20	EPA 8260D	3-13-26	3-13-26	
2-Hexanone	ND	2.0	EPA 8260D	3-13-26	3-13-26	
Dibromochloromethane	ND	0.20	EPA 8260D	3-13-26	3-13-26	
1,2-Dibromoethane	ND	0.20	EPA 8260D	3-13-26	3-13-26	
Chlorobenzene	ND	0.20	EPA 8260D	3-13-26	3-13-26	
1,1,1,2-Tetrachloroethane	ND	0.20	EPA 8260D	3-13-26	3-13-26	
Ethylbenzene	ND	0.20	EPA 8260D	3-13-26	3-13-26	
m,p-Xylene	ND	0.40	EPA 8260D	3-13-26	3-13-26	
o-Xylene	0.21	0.20	EPA 8260D	3-13-26	3-13-26	
Styrene	ND	0.20	EPA 8260D	3-13-26	3-13-26	
Bromoform	ND	1.0	EPA 8260D	3-13-26	3-13-26	
Isopropylbenzene	ND	0.20	EPA 8260D	3-13-26	3-13-26	
Bromobenzene	ND	0.20	EPA 8260D	3-13-26	3-13-26	
1,1,2,2-Tetrachloroethane	ND	0.20	EPA 8260D	3-13-26	3-13-26	
1,2,3-Trichloropropane	ND	0.20	EPA 8260D	3-13-26	3-13-26	
n-Propylbenzene	ND	0.20	EPA 8260D	3-13-26	3-13-26	
2-Chlorotoluene	ND	0.20	EPA 8260D	3-13-26	3-13-26	
4-Chlorotoluene	ND	0.20	EPA 8260D	3-13-26	3-13-26	
1,3,5-Trimethylbenzene	ND	0.20	EPA 8260D	3-13-26	3-13-26	
tert-Butylbenzene	ND	0.20	EPA 8260D	3-13-26	3-13-26	
1,2,4-Trimethylbenzene	ND	0.20	EPA 8260D	3-13-26	3-13-26	
sec-Butylbenzene	ND	0.20	EPA 8260D	3-13-26	3-13-26	
1,3-Dichlorobenzene	ND	0.20	EPA 8260D	3-13-26	3-13-26	
p-Isopropyltoluene	ND	0.20	EPA 8260D	3-13-26	3-13-26	
1,4-Dichlorobenzene	ND	0.20	EPA 8260D	3-13-26	3-13-26	
1,2-Dichlorobenzene	ND	0.20	EPA 8260D	3-13-26	3-13-26	
n-Butylbenzene	ND	0.20	EPA 8260D	3-13-26	3-13-26	
1,2-Dibromo-3-chloropropane	ND	1.0	EPA 8260D	3-13-26	3-13-26	
1,2,4-Trichlorobenzene	ND	0.20	EPA 8260D	3-13-26	3-13-26	
Hexachlorobutadiene	ND	1.0	EPA 8260D	3-13-26	3-13-26	
Naphthalene	ND	1.0	EPA 8260D	3-13-26	3-13-26	
1,2,3-Trichlorobenzene	ND	1.0	EPA 8260D	3-13-26	3-13-26	
Surrogate:	*Percent Recovery*	*Control Limits*				
Dibromofluoromethane	*97*	*68-133*				
Toluene-d8	*99*	*79-123*				
4-Bromofluorobenzene	*99*	*78-117*				

This report pertains to the samples analyzed in accordance with the chain of custody, and is intended only for the use of the individual or company to whom it is addressed.

Date of Report: April 3, 2026
Samples Submitted: March 11, 2026
Laboratory Reference: 2603-147
Project: 791014801

VOLATILE ORGANICS EPA 8260D/SIM
QUALITY CONTROL
page 1 of 2

Matrix: Water
Units: ug/L

Analyte	Result	PQL	Method	Date Prepared	Date Analyzed	Flags
METHOD BLANK						
Laboratory ID:	MB0313W1					
Dichlorodifluoromethane	ND	0.36	EPA 8260D	3-13-26	3-13-26	
Chloromethane	ND	1.0	EPA 8260D	3-13-26	3-13-26	
Vinyl Chloride (SIM)	ND	0.020	EPA 8260D/SIM	3-13-26	3-13-26	
Bromomethane	ND	1.0	EPA 8260D	3-13-26	3-13-26	
Chloroethane	ND	1.0	EPA 8260D	3-13-26	3-13-26	
Trichlorofluoromethane	ND	0.20	EPA 8260D	3-13-26	3-13-26	
1,1-Dichloroethene	ND	0.20	EPA 8260D	3-13-26	3-13-26	
Acetone	ND	5.0	EPA 8260D	3-13-26	3-13-26	
Iodomethane	ND	2.0	EPA 8260D	3-13-26	3-13-26	
Carbon Disulfide	ND	0.28	EPA 8260D	3-13-26	3-13-26	
Methylene Chloride	ND	1.0	EPA 8260D	3-13-26	3-13-26	
(trans) 1,2-Dichloroethene	ND	0.20	EPA 8260D	3-13-26	3-13-26	
Methyl t-Butyl Ether	ND	0.20	EPA 8260D	3-13-26	3-13-26	
1,1-Dichloroethane	ND	0.20	EPA 8260D	3-13-26	3-13-26	
Vinyl Acetate	ND	1.3	EPA 8260D	3-13-26	3-13-26	
2,2-Dichloropropane	ND	0.20	EPA 8260D	3-13-26	3-13-26	
(cis) 1,2-Dichloroethene	ND	0.20	EPA 8260D	3-13-26	3-13-26	
2-Butanone	ND	5.0	EPA 8260D	3-13-26	3-13-26	
Bromochloromethane	ND	0.20	EPA 8260D	3-13-26	3-13-26	
Chloroform	ND	0.20	EPA 8260D	3-13-26	3-13-26	
1,1,1-Trichloroethane	ND	0.20	EPA 8260D	3-13-26	3-13-26	
Carbon Tetrachloride	ND	0.20	EPA 8260D	3-13-26	3-13-26	
1,1-Dichloropropene	ND	0.20	EPA 8260D	3-13-26	3-13-26	
Benzene	ND	0.20	EPA 8260D	3-13-26	3-13-26	
1,2-Dichloroethane	ND	0.20	EPA 8260D	3-13-26	3-13-26	
Trichloroethene	ND	0.20	EPA 8260D	3-13-26	3-13-26	
1,2-Dichloropropane	ND	0.20	EPA 8260D	3-13-26	3-13-26	
Dibromomethane	ND	0.20	EPA 8260D	3-13-26	3-13-26	
Bromodichloromethane	ND	0.20	EPA 8260D	3-13-26	3-13-26	
(cis) 1,3-Dichloropropene	ND	0.20	EPA 8260D	3-13-26	3-13-26	
Methyl Isobutyl Ketone	ND	2.0	EPA 8260D	3-13-26	3-13-26	
Toluene	ND	1.0	EPA 8260D	3-13-26	3-13-26	

This report pertains to the samples analyzed in accordance with the chain of custody,
and is intended only for the use of the individual or company to whom it is addressed.

Date of Report: April 3, 2026
Samples Submitted: March 11, 2026
Laboratory Reference: 2603-147
Project: 791014801

VOLATILE ORGANICS EPA 8260D/SIM
QUALITY CONTROL
page 2 of 2

Analyte	Result	PQL	Method	Date Prepared	Date Analyzed	Flags
METHOD BLANK						
Laboratory ID:	MB0313W1					
(trans) 1,3-Dichloropropene	ND	0.20	EPA 8260D	3-13-26	3-13-26	
1,1,2-Trichloroethane	ND	0.20	EPA 8260D	3-13-26	3-13-26	
Tetrachloroethene	ND	0.20	EPA 8260D	3-13-26	3-13-26	
1,3-Dichloropropane	ND	0.20	EPA 8260D	3-13-26	3-13-26	
2-Hexanone	ND	2.0	EPA 8260D	3-13-26	3-13-26	
Dibromochloromethane	ND	0.20	EPA 8260D	3-13-26	3-13-26	
1,2-Dibromoethane	ND	0.20	EPA 8260D	3-13-26	3-13-26	
Chlorobenzene	ND	0.20	EPA 8260D	3-13-26	3-13-26	
1,1,1,2-Tetrachloroethane	ND	0.20	EPA 8260D	3-13-26	3-13-26	
Ethylbenzene	ND	0.20	EPA 8260D	3-13-26	3-13-26	
m,p-Xylene	ND	0.40	EPA 8260D	3-13-26	3-13-26	
o-Xylene	ND	0.20	EPA 8260D	3-13-26	3-13-26	
Styrene	ND	0.20	EPA 8260D	3-13-26	3-13-26	
Bromoform	ND	1.0	EPA 8260D	3-13-26	3-13-26	
Isopropylbenzene	ND	0.20	EPA 8260D	3-13-26	3-13-26	
Bromobenzene	ND	0.20	EPA 8260D	3-13-26	3-13-26	
1,1,2,2-Tetrachloroethane	ND	0.20	EPA 8260D	3-13-26	3-13-26	
1,2,3-Trichloropropane	ND	0.20	EPA 8260D	3-13-26	3-13-26	
n-Propylbenzene	ND	0.20	EPA 8260D	3-13-26	3-13-26	
2-Chlorotoluene	ND	0.20	EPA 8260D	3-13-26	3-13-26	
4-Chlorotoluene	ND	0.20	EPA 8260D	3-13-26	3-13-26	
1,3,5-Trimethylbenzene	ND	0.20	EPA 8260D	3-13-26	3-13-26	
tert-Butylbenzene	ND	0.20	EPA 8260D	3-13-26	3-13-26	
1,2,4-Trimethylbenzene	ND	0.20	EPA 8260D	3-13-26	3-13-26	
sec-Butylbenzene	ND	0.20	EPA 8260D	3-13-26	3-13-26	
1,3-Dichlorobenzene	ND	0.20	EPA 8260D	3-13-26	3-13-26	
p-Isopropyltoluene	ND	0.20	EPA 8260D	3-13-26	3-13-26	
1,4-Dichlorobenzene	ND	0.20	EPA 8260D	3-13-26	3-13-26	
1,2-Dichlorobenzene	ND	0.20	EPA 8260D	3-13-26	3-13-26	
n-Butylbenzene	ND	0.20	EPA 8260D	3-13-26	3-13-26	
1,2-Dibromo-3-chloropropane	ND	1.0	EPA 8260D	3-13-26	3-13-26	
1,2,4-Trichlorobenzene	ND	0.20	EPA 8260D	3-13-26	3-13-26	
Hexachlorobutadiene	ND	1.0	EPA 8260D	3-13-26	3-13-26	
Naphthalene	ND	1.0	EPA 8260D	3-13-26	3-13-26	
1,2,3-Trichlorobenzene	ND	1.0	EPA 8260D	3-13-26	3-13-26	
Surrogate:	*Percent Recovery*	*Control Limits*				
Dibromofluoromethane	*97*	*68-133*				
Toluene-d8	*99*	*79-123*				
4-Bromofluorobenzene	*97*	*78-117*				

This report pertains to the samples analyzed in accordance with the chain of custody, and is intended only for the use of the individual or company to whom it is addressed.

Date of Report: April 3, 2026
Samples Submitted: March 11, 2026
Laboratory Reference: 2603-147
Project: 791014801

VOLATILE ORGANICS EPA 8260D/SIM
QUALITY CONTROL
page 1 of 2

Matrix: Water
Units: ug/L

Analyte	Result		Spike Level		Source Result	Percent Recovery		Recovery Limits	RPD	RPD Limit	Flags
MATRIX SPIKES											
Laboratory ID:	03-180-01										
	MS	MSD	MS	MSD		MS	MSD				
Dichlorodifluoromethane	**4.71**	**4.89**	10.0	10.0	ND	47	49	26-177	4	23	
Chloromethane	**10.8**	**11.1**	10.0	10.0	3.08	77	80	49-136	3	27	
Vinyl Chloride	**8.14**	**8.40**	10.0	10.0	ND	81	84	69-126	3	16	
Bromomethane	**15.8**	**15.7**	10.0	10.0	ND	158	157	32-158	1	24	
Chloroethane	**8.15**	**8.59**	10.0	10.0	ND	82	86	62-125	5	14	
Trichlorofluoromethane	**9.41**	**9.58**	10.0	10.0	ND	94	96	80-128	2	16	
1,1-Dichloroethene	**8.87**	**9.06**	10.0	10.0	ND	89	91	73-125	2	15	
Acetone	**10.6**	**10.1**	10.0	10.0	ND	106	101	37-164	5	29	
Iodomethane	**11.8**	**11.2**	10.0	10.0	ND	118	112	35-141	5	25	
Carbon Disulfide	**6.78**	**6.99**	10.0	10.0	ND	68	70	55-127	3	17	
Methylene Chloride	**8.27**	**8.35**	10.0	10.0	ND	83	84	63-118	1	16	
(trans) 1,2-Dichloroethene	**9.27**	**9.43**	10.0	10.0	ND	93	94	70-127	2	16	
Methyl t-Butyl Ether	**9.30**	**9.45**	10.0	10.0	ND	93	95	70-137	2	16	
1,1-Dichloroethane	**9.19**	**9.34**	10.0	10.0	ND	92	93	71-126	2	15	
Vinyl Acetate	**8.16**	**8.24**	10.0	10.0	ND	82	82	60-140	1	17	
2,2-Dichloropropane	**9.46**	**9.57**	10.0	10.0	ND	95	96	73-148	1	17	
(cis) 1,2-Dichloroethene	**9.58**	**9.78**	10.0	10.0	ND	96	98	71-130	2	16	
2-Butanone	**9.16**	**9.65**	10.0	10.0	ND	92	97	56-143	5	19	
Bromochloromethane	**9.76**	**10.6**	10.0	10.0	ND	98	106	68-133	8	17	
Chloroform	**8.94**	**9.18**	10.0	10.0	ND	89	92	68-127	3	16	
1,1,1-Trichloroethane	**8.98**	**9.16**	10.0	10.0	ND	90	92	74-127	2	17	
Carbon Tetrachloride	**8.91**	**9.06**	10.0	10.0	ND	89	91	72-134	2	18	
1,1-Dichloropropene	**9.04**	**9.14**	10.0	10.0	ND	90	91	72-127	1	16	
Benzene	**9.39**	**9.51**	10.0	10.0	ND	94	95	69-129	1	16	
1,2-Dichloroethane	**9.48**	**9.70**	10.0	10.0	ND	95	97	71-134	2	17	
Trichloroethene	**9.98**	**10.1**	10.0	10.0	ND	100	101	74-134	1	12	
1,2-Dichloropropane	**9.45**	**9.67**	10.0	10.0	ND	95	97	74-130	2	17	
Dibromomethane	**10.1**	**10.5**	10.0	10.0	ND	101	105	74-140	4	16	
Bromodichloromethane	**9.20**	**9.46**	10.0	10.0	ND	92	95	77-137	3	17	
(cis) 1,3-Dichloropropene	**9.77**	**10.0**	10.0	10.0	ND	98	100	73-137	2	17	
Methyl Isobutyl Ketone	**9.03**	**9.26**	10.0	10.0	ND	90	93	61-146	3	19	
Toluene	**9.15**	**9.44**	10.0	10.0	ND	92	94	71-128	3	19	
(trans) 1,3-Dichloropropene	**9.67**	**9.81**	10.0	10.0	ND	97	98	70-136	1	18	

This report pertains to the samples analyzed in accordance with the chain of custody, and is intended only for the use of the individual or company to whom it is addressed.

Date of Report: April 3, 2026
Samples Submitted: March 11, 2026
Laboratory Reference: 2603-147
Project: 791014801

VOLATILE ORGANICS EPA 8260D/SIM
QUALITY CONTROL
page 2 of 2

Analyte	Result		Spike Level		Source Result	Percent Recovery		Recovery Limits	RPD	RPD Limit	Flags
MATRIX SPIKES											
Laboratory ID:	03-180-01										
	MS	MSD	MS	MSD		MS	MSD				
1,1,2-Trichloroethane	**9.34**	**9.76**	10.0	10.0	ND	93	98	68-146	4	16	
Tetrachloroethene	**10.3**	**10.5**	10.0	10.0	ND	103	105	78-132	2	22	
1,3-Dichloropropane	**10.0**	**10.2**	10.0	10.0	ND	100	102	80-131	2	15	
2-Hexanone	**9.93**	**10.1**	10.0	10.0	ND	99	101	57-154	2	25	
Dibromochloromethane	**8.52**	**8.58**	10.0	10.0	ND	85	86	51-160	1	27	
1,2-Dibromoethane	**10.1**	**10.4**	10.0	10.0	ND	101	104	74-133	3	16	
Chlorobenzene	**10.0**	**10.2**	10.0	10.0	ND	100	102	83-121	2	16	
1,1,1,2-Tetrachloroethane	**9.91**	**10.2**	10.0	10.0	ND	99	102	82-129	3	17	
Ethylbenzene	**9.58**	**9.79**	10.0	10.0	ND	96	98	84-123	2	17	
m,p-Xylene	**19.3**	**19.9**	20.0	20.0	ND	97	100	82-125	3	17	
o-Xylene	**9.52**	**9.72**	10.0	10.0	ND	95	97	83-123	2	17	
Styrene	**10.0**	**10.2**	10.0	10.0	ND	100	102	83-128	2	19	
Bromoform	**9.49**	**9.67**	10.0	10.0	ND	95	97	69-135	2	18	
Isopropylbenzene	**9.86**	**10.1**	10.0	10.0	ND	99	101	84-127	2	16	
Bromobenzene	**9.96**	**10.3**	10.0	10.0	ND	100	103	79-127	3	18	
1,1,2,2-Tetrachloroethane	**9.38**	**9.64**	10.0	10.0	ND	94	96	75-138	3	17	
1,2,3-Trichloropropane	**9.36**	**9.03**	10.0	10.0	ND	94	90	64-131	4	18	
n-Propylbenzene	**9.76**	**9.98**	10.0	10.0	ND	98	100	77-130	2	16	
2-Chlorotoluene	**9.92**	**10.2**	10.0	10.0	ND	99	102	78-127	3	16	
4-Chlorotoluene	**10.1**	**10.4**	10.0	10.0	ND	101	104	78-131	3	16	
1,3,5-Trimethylbenzene	**9.82**	**10.0**	10.0	10.0	ND	98	100	79-131	2	16	
tert-Butylbenzene	**9.73**	**10.1**	10.0	10.0	ND	97	101	77-130	4	19	
1,2,4-Trimethylbenzene	**9.64**	**9.86**	10.0	10.0	ND	96	99	78-130	2	16	
sec-Butylbenzene	**9.82**	**10.1**	10.0	10.0	ND	98	101	78-132	3	16	
1,3-Dichlorobenzene	**10.0**	**10.2**	10.0	10.0	ND	100	102	80-130	2	16	
p-Isopropyltoluene	**9.96**	**10.2**	10.0	10.0	ND	100	102	81-135	2	16	
1,4-Dichlorobenzene	**9.86**	**10.3**	10.0	10.0	ND	99	103	79-127	4	15	
1,2-Dichlorobenzene	**10.1**	**10.4**	10.0	10.0	ND	101	104	80-130	3	16	
n-Butylbenzene	**9.76**	**10.0**	10.0	10.0	ND	98	100	82-140	2	17	
1,2-Dibromo-3-chloropropane	**9.13**	**9.39**	10.0	10.0	ND	91	94	68-139	3	19	
1,2,4-Trichlorobenzene	**10.5**	**11.3**	10.0	10.0	ND	105	113	66-146	7	17	
Hexachlorobutadiene	**11.0**	**11.4**	10.0	10.0	ND	110	114	81-152	4	18	
Naphthalene	**8.01**	**8.51**	10.0	10.0	ND	80	85	67-142	6	23	
1,2,3-Trichlorobenzene	**10.3**	**10.8**	10.0	10.0	ND	103	108	78-152	5	22	
Surrogate:											
Dibromofluoromethane						*98*	*97*	*68-133*			
Toluene-d8						*99*	*100*	*79-123*			
4-Bromofluorobenzene						*99*	*100*	*78-117*			

This report pertains to the samples analyzed in accordance with the chain of custody, and is intended only for the use of the individual or company to whom it is addressed.

Date of Report: April 3, 2026
Samples Submitted: March 11, 2026
Laboratory Reference: 2603-147
Project: 791014801

VOLATILE ORGANICS EPA 8260D/SIM
QUALITY CONTROL
page 1 of 2

Matrix: Water
Units: ug/L

Analyte	Result	Spike Level	Percent Recovery	Recovery Limits	Flags
SPIKE BLANK					
Laboratory ID:	SB0313W1				
Dichlorodifluoromethane	**5.48**	10.0	55	34-166	
Chloromethane	**8.52**	10.0	85	38-141	
Vinyl Chloride	**8.91**	10.0	89	67-131	
Bromomethane	**16.1**	10.0	161	30-155	I
Chloroethane	**8.75**	10.0	88	63-130	
Trichlorofluoromethane	**9.99**	10.0	100	80-131	
1,1-Dichloroethene	**9.16**	10.0	92	77-125	
Acetone	**9.43**	10.0	94	45-135	
Iodomethane	**12.0**	10.0	120	27-146	
Carbon Disulfide	**7.06**	10.0	71	41-150	
Methylene Chloride	**8.67**	10.0	87	66-123	
(trans) 1,2-Dichloroethene	**9.68**	10.0	97	76-126	
Methyl t-Butyl Ether	**9.45**	10.0	95	73-129	
1,1-Dichloroethane	**9.47**	10.0	95	75-126	
Vinyl Acetate	**7.93**	10.0	79	57-139	
2,2-Dichloropropane	**9.92**	10.0	99	75-154	
(cis) 1,2-Dichloroethene	**9.85**	10.0	99	77-129	
2-Butanone	**9.12**	10.0	91	62-129	
Bromochloromethane	**9.89**	10.0	99	72-129	
Chloroform	**9.18**	10.0	92	72-125	
1,1,1-Trichloroethane	**9.45**	10.0	95	79-127	
Carbon Tetrachloride	**9.36**	10.0	94	78-131	
1,1-Dichloropropene	**9.48**	10.0	95	77-124	
Benzene	**9.76**	10.0	98	75-126	
1,2-Dichloroethane	**9.99**	10.0	100	74-128	
Trichloroethene	**10.3**	10.0	103	80-130	
1,2-Dichloropropane	**9.86**	10.0	99	80-124	
Dibromomethane	**10.5**	10.0	105	80-131	
Bromodichloromethane	**9.57**	10.0	96	81-131	
(cis) 1,3-Dichloropropene	**10.2**	10.0	102	74-136	
Methyl Isobutyl Ketone	**9.21**	10.0	92	67-132	
Toluene	**9.53**	10.0	95	75-127	
(trans) 1,3-Dichloropropene	**10.0**	10.0	100	69-137	

This report pertains to the samples analyzed in accordance with the chain of custody, and is intended only for the use of the individual or company to whom it is addressed.

Date of Report: April 3, 2026
Samples Submitted: March 11, 2026
Laboratory Reference: 2603-147
Project: 791014801

VOLATILE ORGANICS EPA 8260D/SIM
QUALITY CONTROL
page 2 of 2

Analyte	Result	Spike Level	Percent Recovery	Recovery Limits	Flags
SPIKE BLANK					
Laboratory ID:	SB0313W1				
1,1,2-Trichloroethane	**9.82**	10.0	98	80-122	
Tetrachloroethene	**10.9**	10.0	109	80-130	
1,3-Dichloropropane	**10.3**	10.0	103	82-128	
2-Hexanone	**9.61**	10.0	96	67-130	
Dibromochloromethane	**9.17**	10.0	92	58-149	
1,2-Dibromoethane	**10.4**	10.0	104	82-127	
Chlorobenzene	**10.4**	10.0	104	80-120	
1,1,1,2-Tetrachloroethane	**10.4**	10.0	104	80-127	
Ethylbenzene	**10.1**	10.0	101	80-124	
m,p-Xylene	**20.3**	20.0	102	80-124	
o-Xylene	**9.96**	10.0	100	80-123	
Styrene	**10.5**	10.0	105	82-125	
Bromoform	**9.95**	10.0	100	66-136	
Isopropylbenzene	**10.3**	10.0	103	80-127	
Bromobenzene	**10.1**	10.0	101	82-123	
1,1,2,2-Tetrachloroethane	**9.58**	10.0	96	78-124	
1,2,3-Trichloropropane	**8.96**	10.0	90	67-123	
n-Propylbenzene	**10.0**	10.0	100	80-129	
2-Chlorotoluene	**10.3**	10.0	103	77-126	
4-Chlorotoluene	**10.6**	10.0	106	79-128	
1,3,5-Trimethylbenzene	**10.0**	10.0	100	79-128	
tert-Butylbenzene	**10.0**	10.0	100	80-127	
1,2,4-Trimethylbenzene	**9.81**	10.0	98	80-128	
sec-Butylbenzene	**10.1**	10.0	101	79-130	
1,3-Dichlorobenzene	**10.4**	10.0	104	79-125	
p-Isopropyltoluene	**10.2**	10.0	102	80-132	
1,4-Dichlorobenzene	**10.1**	10.0	101	78-123	
1,2-Dichlorobenzene	**10.4**	10.0	104	79-125	
n-Butylbenzene	**10.0**	10.0	100	78-138	
1,2-Dibromo-3-chloropropane	**9.12**	10.0	91	62-133	
1,2,4-Trichlorobenzene	**10.8**	10.0	108	74-140	
Hexachlorobutadiene	**11.1**	10.0	111	76-144	
Naphthalene	**8.18**	10.0	82	55-132	
1,2,3-Trichlorobenzene	**10.3**	10.0	103	64-142	
Surrogate:					
Dibromofluoromethane			98	68-133	
Toluene-d8			99	79-123	
4-Bromofluorobenzene			100	78-117	

This report pertains to the samples analyzed in accordance with the chain of custody, and is intended only for the use of the individual or company to whom it is addressed.

OnSite Environmental Inc.

Data Qualifiers and Abbreviations

A - Due to a high sample concentration, the amount spiked is insufficient for meaningful MS/MSD recovery data.

B - The analyte indicated was also found in the blank sample.

C - The duplicate RPD is outside control limits due to high result variability when analyte concentrations are within five times the quantitation limit.

E - The value reported exceeds the quantitation range and is an estimate.

F - Surrogate recovery data is not available due to the high concentration of coeluting target compounds.

H - The analyte indicated is a common laboratory solvent and may have been introduced during sample preparation, and be impacting the sample result.

I - Compound recovery is outside of the control limits.

J - The value reported was below the practical quantitation limit. The value is an estimate.

K - Sample duplicate RPD is outside control limits due to sample inhomogeneity. The sample was re-extracted and re-analyzed with similar results.

L - The RPD is outside of the control limits.

M - Hydrocarbons in the gasoline range are impacting the diesel range result.

M1 - Hydrocarbons in the gasoline range (toluene-naphthalene) are present in the sample.

N - Hydrocarbons in the lube oil range are impacting the diesel range result.

N1 - Hydrocarbons in diesel range are impacting lube oil range results.

O - Hydrocarbons indicative of heavier fuels are present in the sample and are impacting the gasoline result.

P - The RPD of the detected concentrations between the two columns is greater than 40.

Q - Surrogate recovery is outside of the control limits.

S - Surrogate recovery data is not available due to the necessary dilution of the sample.

T - The sample chromatogram is not similar to a typical _____.

U - The analyte was analyzed for, but was not detected above the reported sample quantitation limit.

U1 - The practical quantitation limit is elevated due to interferences present in the sample.

V - Matrix Spike/Matrix Spike Duplicate recoveries are outside control limits due to matrix effects.

W - Matrix Spike/Matrix Spike Duplicate RPD are outside control limits due to matrix effects.

X - Sample extract treated with a mercury cleanup procedure.

X1 - Sample extract treated with a sulfuric acid/silica gel cleanup procedure.

X2 - Sample extract treated with a silica gel cleanup procedure.

Y - The calibration verification for this analyte exceeded the 20% drift specified in methods 8260 & 8270, and therefore the reported result should be considered an estimate. The overall performance of the calibration verification standard met the acceptance criteria of the method.

Y1 - Negative effects of the matrix from this sample on the instrument caused values for this analyte in the bracketing continuing calibration verification standard (CCVs) to be outside of 20% acceptance criteria. Because of this, quantitation limits and sample concentrations should be considered estimates.

Z -

ND - Not Detected at PQL
PQL - Practical Quantitation Limit
RPD - Relative Percent Difference

This report pertains to the samples analyzed in accordance with the chain of custody, and is intended only for the use of the individual or company to whom it is addressed.

Am Test Inc.
13600 NE 126th Place Suite C
Kirkland, WA
(425) 885-1664
www.amtestlab.com

Professional Analytical Services

March 25, 2026

OnSite Environmental Inc.
14648 NE 95th ST
Redmond, WA 98052
Attention: David Baumeister

Project: Onsite (Chem)
Project Number: 791014801
COC Number: 03-147

David Baumeister:

Enclosed please find the analytical data for your Onsite (Chem) project.

Your sample(s) were received on Wednesday, March 11, 2026 and properly maintained prior to the subsequent analysis. The analytical procedures used at AmTest are well documented and are typically derived from the protocols of the EPA, USDA, FDA, Standard Methods or the Army Corps of Engineers.

Following the analytical results you will find the Quality Control (QA/QC) results.

Please note that the detection limits that are listed in the body of the report refer to the Practical Quantitation Limits (PQL's), as opposed to the Method Detection Limits (MDL's).

If you should have any questions pertaining to the data package, please feel free to contact me.
Sincerely,

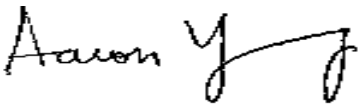

ElementStationManager For Aaron Young
President
aarony@amtestlab.com

Am Test Inc.
13600 NE 126th Place Suite C
Kirkland, WA
(425) 885-1664
www.amtestlab.com

ANALYSIS REPORT

Professional Analytical Services

OnSite Environmental Inc.
14648 NE 95th ST
Redmond, WA 98052
Attention: David Baumeister
Project Name: Onsite (Chem)
Project #: 791014801

Date Received: 03/11/26
Date Reported: 03/25/26

Reported Samples

Lab ID	Sample	Matrix	Qualifiers	Date Sampled	Date Received
A26C0259-01	MW-6	Water		03/10/2026	03/11/2026
A26C0259-02	MW-9	Water		03/10/2026	03/11/2026

The contents of this report apply to the sample(s) analyzed in accordance with the chain of custody document.
No duplication of this report is allowed, except in its entirety.

Am Test Inc.
13600 NE 126th Place Suite C
Kirkland, WA
(425) 885-1664
www.amtestlab.com

AMTEST LABORATORIES

Professional Analytical Services

ANALYSIS REPORT

Date Received: 03/11/26
Date Reported: 03/25/26

OnSite Environmental Inc.
14648 NE 95th ST
Redmond, WA 98052
Attention: David Baumeister
Project Name: Onsite (Chem)
Project #: 791014801

AMTEST Identification Number: A26C0259-01
Client Identification: MW-6
Sampling Date: 03/10/26 15:22

Conventional Chemistry Parameters by APHA/EPA Methods

PARAMETER	RESULT	UNITS	Q	R.L.	METHOD	ANALYST	DATE
Color	5.0	Color Units		5.0	SM 2120B_2011	JL	03/12/2026
Conductivity	140	umhos/cm		0.50	SM 2510B_2011	JL	03/12/2026
pH	6.7	pH Units		0.1	SM 4500-H+B_2011	JL	03/12/2026
Total Cyanide	ND	mg/L	U	0.005	SM 4500CN-E_2011	AE	03/20/2026
Total Dissolved Solids	123	mg/L		5.00	SM 2540C_2011	KH	03/16/2026
Turbidity	1.44	NTU		0.05	EPA 180.1_2_1993	JL	03/12/2026

Anions by EPA Method 300.0

PARAMETER	RESULT	UNITS	Q	R.L.	METHOD	ANALYST	DATE
Chloride	2.89	mg/L		0.10	EPA 300.0_2.1_1993	AL	03/12/2026
Fluoride	ND	mg/L		0.05	EPA 300.0_2.1_1993	AL	03/12/2026
Nitrate Nitrogen	ND	mg/L		0.025	EPA 300.0_2.1_1993	AL	03/12/2026
Nitrite Nitrogen	ND	mg/L		0.005	EPA 300.0_2.1_1993	AL	03/12/2026
Sulfate	ND	mg/L	U	0.10	EPA 300.0_2.1_1993	AL	03/12/2026
Total Nitrate + Nitrite	ND	mg/L		0.025	EPA 300.0_2.1_1993	AL	03/12/2026

Metals by EPA 200 Series Methods

PARAMETER	RESULT	UNITS	Q	R.L.	METHOD	ANALYST	DATE
Total Antimony	0.552	ug/L		0.300	EPA 200.8_5.4_1994	LF	03/19/2026
Total Arsenic	0.502	ug/L		0.100	EPA 200.8_5.4_1994	LF	03/19/2026
Total Barium	4.165	ug/L		0.300	EPA 200.8_5.4_1994	LF	03/19/2026
Total Beryllium	ND	ug/L	U	0.300	EPA 200.8_5.4_1994	LF	03/19/2026
Total Cadmium	ND	ug/L	U	0.100	EPA 200.8_5.4_1994	LF	03/19/2026
Total Calcium	8.81	mg/L		0.200	EPA 200.7_4.4_1994	LF	03/18/2026
Total Chromium	0.307	ug/L		0.500	EPA 200.8_5.4_1994	LF	03/19/2026
Total Copper	0.720	ug/L		0.500	EPA 200.8_5.4_1994	LF	03/19/2026
Hardness as (CaCO3)	49.6	mg/L		1.00	EPA 200.7_4.4_1994	LF	03/18/2026
Total Iron	1.13	mg/L		0.030	EPA 200.7_4.4_1994	LF	03/18/2026
Total Lead	ND	ug/L	U	0.200	EPA 200.8_5.4_1994	LF	03/19/2026
Total Magnesium	6.72	mg/L		0.050	EPA 200.7_4.4_1994	LF	03/18/2026

The contents of this report apply to the sample(s) analyzed in accordance with the chain of custody document.
No duplication of this report is allowed, except in its entirety.

Am Test Inc.
13600 NE 126th Place Suite C
Kirkland, WA
(425) 885-1664
www.amtestlab.com

ANALYSIS REPORT

Professional Analytical Services

Date Received: 03/11/26
Date Reported: 03/25/26

OnSite Environmental Inc.
14648 NE 95th ST
Redmond, WA 98052
Attention: David Baumeister
Project Name: Onsite (Chem)
Project #: 791014801

AMTEST Identification Number: A26C0259-01
Client Identification: MW-6
Sampling Date: 03/10/26 15:22

Metals by EPA 200 Series Methods (Continued)

PARAMETER	RESULT	UNITS	Q	R.L.	METHOD	ANALYST	DATE
Total Manganese	102.5	ug/L		0.200	EPA 200.8_5.4_1994	LF	03/19/2026
Total Mercury	ND	ug/L		0.100	EPA 245.1_3_1994	LF	03/24/2026
Total Nickel	0.403	ug/L		0.200	EPA 200.8_5.4_1994	LF	03/19/2026
Total Selenium	ND	ug/L	U	1.000	EPA 200.8_5.4_1994	LF	03/19/2026
Total Silver	ND	ug/L	U	0.200	EPA 200.8_5.4_1994	LF	03/19/2026
Total Sodium	7.90	mg/L		0.100	EPA 200.7_4.4_1994	LF	03/18/2026
Total Thallium	ND	ug/L	U	0.100	EPA 200.8_5.4_1994	LF	03/19/2026
Total Zinc	4.356	ug/L		0.500	EPA 200.8_5.4_1994	LF	03/19/2026

The contents of this report apply to the sample(s) analyzed in accordance with the chain of custody document.
No duplication of this report is allowed, except in its entirety.

Am Test Inc.
13600 NE 126th Place Suite C
Kirkland, WA
(425) 885-1664
www.amtestlab.com

AMTEST LABORATORIES

Professional Analytical Services

ANALYSIS REPORT

Date Received: 03/11/26
Date Reported: 03/25/26

OnSite Environmental Inc.
14648 NE 95th ST
Redmond, WA 98052
Attention: David Baumeister
Project Name: Onsite (Chem)
Project #: 791014801

AMTEST Identification Number: A26C0259-02
Client Identification: MW-9
Sampling Date: 03/10/26 10:28

Conventional Chemistry Parameters by APHA/EPA Methods

PARAMETER	RESULT	UNITS	Q	R.L.	METHOD	ANALYST	DATE
Color	5.0	Color Units		5.0	SM 2120B_2011	JL	03/12/2026
Conductivity	139	umhos/cm		0.50	SM 2510B_2011	JL	03/12/2026
pH	6.6	pH Units		0.1	SM 4500-H+B_2011	JL	03/12/2026
Total Cyanide	ND	mg/L	U	0.005	SM 4500CN-E_2011	AE	03/20/2026
Total Dissolved Solids	112	mg/L		5.00	SM 2540C_2011	KH	03/16/2026
Turbidity	2.29	NTU		0.05	EPA 180.1_2_1993	JL	03/12/2026

Anions by EPA Method 300.0

PARAMETER	RESULT	UNITS	Q	R.L.	METHOD	ANALYST	DATE
Chloride	2.71	mg/L		0.10	EPA 300.0_2.1_1993	AL	03/12/2026
Fluoride	0.07	mg/L		0.05	EPA 300.0_2.1_1993	AL	03/12/2026
Nitrate Nitrogen	ND	mg/L		0.025	EPA 300.0_2.1_1993	AL	03/12/2026
Nitrite Nitrogen	ND	mg/L		0.005	EPA 300.0_2.1_1993	AL	03/12/2026
Sulfate	0.50	mg/L		0.10	EPA 300.0_2.1_1993	AL	03/12/2026
Total Nitrate + Nitrite	ND	mg/L		0.025	EPA 300.0_2.1_1993	AL	03/12/2026

Metals by EPA 200 Series Methods

PARAMETER	RESULT	UNITS	Q	R.L.	METHOD	ANALYST	DATE
Total Antimony	0.537	ug/L		0.300	EPA 200.8_5.4_1994	LF	03/19/2026
Total Arsenic	2.097	ug/L		0.100	EPA 200.8_5.4_1994	LF	03/19/2026
Total Barium	3.929	ug/L		0.300	EPA 200.8_5.4_1994	LF	03/19/2026
Total Beryllium	ND	ug/L	U	0.300	EPA 200.8_5.4_1994	LF	03/19/2026
Total Cadmium	ND	ug/L	U	0.100	EPA 200.8_5.4_1994	LF	03/19/2026
Total Calcium	9.47	mg/L		0.200	EPA 200.7_4.4_1994	LF	03/18/2026
Total Chromium	0.373	ug/L		0.500	EPA 200.8_5.4_1994	LF	03/19/2026
Total Copper	0.576	ug/L		0.500	EPA 200.8_5.4_1994	LF	03/19/2026
Hardness as (CaCO3)	51.5	mg/L		1.00	EPA 200.7_4.4_1994	LF	03/18/2026
Total Iron	1.12	mg/L		0.030	EPA 200.7_4.4_1994	LF	03/18/2026
Total Lead	0.101	ug/L		0.200	EPA 200.8_5.4_1994	LF	03/19/2026
Total Magnesium	6.78	mg/L		0.050	EPA 200.7_4.4_1994	LF	03/18/2026

The contents of this report apply to the sample(s) analyzed in accordance with the chain of custody document.
No duplication of this report is allowed, except in its entirety.

Am Test Inc.
13600 NE 126th Place Suite C
Kirkland, WA
(425) 885-1664
www.amtestlab.com

ANALYSIS REPORT

Professional Analytical Services

Date Received: 03/11/26
Date Reported: 03/25/26

OnSite Environmental Inc.
14648 NE 95th ST
Redmond, WA 98052
Attention: David Baumeister
Project Name: Onsite (Chem)
Project #: 791014801

AMTEST Identification Number: A26C0259-02
Client Identification: MW-9
Sampling Date: 03/10/26 10:28

Metals by EPA 200 Series Methods (Continued)

PARAMETER	RESULT	UNITS	Q	R.L.	METHOD	ANALYST	DATE
Total Manganese	151.1	ug/L		0.200	EPA 200.8_5.4_1994	LF	03/19/2026
Total Mercury	ND	ug/L		0.100	EPA 245.1_3_1994	LF	03/24/2026
Total Nickel	0.608	ug/L		0.200	EPA 200.8_5.4_1994	LF	03/19/2026
Total Selenium	ND	ug/L	U	1.000	EPA 200.8_5.4_1994	LF	03/19/2026
Total Silver	ND	ug/L	U	0.200	EPA 200.8_5.4_1994	LF	03/19/2026
Total Sodium	8.17	mg/L		0.100	EPA 200.7_4.4_1994	LF	03/18/2026
Total Thallium	ND	ug/L	U	0.100	EPA 200.8_5.4_1994	LF	03/19/2026
Total Zinc	4.567	ug/L		0.500	EPA 200.8_5.4_1994	LF	03/19/2026

The contents of this report apply to the sample(s) analyzed in accordance with the chain of custody document.
No duplication of this report is allowed, except in its entirety.

Am Test Inc.
13600 NE 126th Place Suite C
Kirkland, WA
(425) 885-1664
www.amtestlab.com

AMTEST LABORATORIES

Professional Analytical Services

ANALYSIS REPORT

Date Received: 03/11/26
Date Reported: 03/25/26

OnSite Environmental Inc.
14648 NE 95th ST
Redmond, WA 98052
Attention: David Baumeister
Project Name: Onsite (Chem)
Project #: 791014801

Quality Control

Conventional Chemistry Parameters by APHA/EPA Methods

Analyte	Result	Qual	Reporting Limit	Units	Spike Level	Source Result	%REC	%REC Limits	RPD	RPD Limit
Batch: BDC0242 - No Prep - WetChem										
Calibration Blank (BDC0242-CCB1)					Prepared & Analyzed: 03/12/26					
Conductivity	0.28			umhos/cm						
Turbidity	0.09	U		NTU						
Calibration Blank (BDC0242-CCB2)					Prepared & Analyzed: 03/12/26					
Conductivity	0.17			umhos/cm						
Turbidity	0.09	U		NTU						
Calibration Blank (BDC0242-CCB3)					Prepared & Analyzed: 03/12/26					
Conductivity	0.15			umhos/cm						
Turbidity	0.09	U		NTU						
Calibration Check (BDC0242-CCV1)					Prepared & Analyzed: 03/12/26					
Conductivity	186			umhos/cm	200.0		93%	85-115%		
pH	6.9			pH Units	6.860		101%	85-115%		
Turbidity	1.65			NTU	1.690		98%	85-115%		
Calibration Check (BDC0242-CCV2)					Prepared & Analyzed: 03/12/26					
Conductivity	193			umhos/cm	200.0		97%	85-115%		
pH	7.0			pH Units	6.860		103%	85-115%		
Turbidity	1.68			NTU	1.690		99%	85-115%		
Calibration Check (BDC0242-CCV3)					Prepared & Analyzed: 03/12/26					
Conductivity	189			umhos/cm	200.0		94%	85-115%		
pH	7.0			pH Units	6.860		102%	85-115%		
Turbidity	1.67			NTU	1.690		99%	85-115%		
Duplicate (BDC0242-DUP1)		**Source: A26C0246-01**			Prepared & Analyzed: 03/12/26					
Color	5.0		5.0	Color Units		5.0			0	10
Conductivity	181		0.50	umhos/cm		181			0.1	10
pH	6.7		0.1	pH Units		6.7			0	10
Turbidity	0.31		0.05	NTU		0.32			0.6	10
Duplicate (BDC0242-DUP2)		**Source: A26C0253-05**			Prepared & Analyzed: 03/12/26					
Conductivity	98.5		0.50	umhos/cm		99.3			0.8	10
pH	5.8		0.1	pH Units		5.8			0.3	10

The contents of this report apply to the sample(s) analyzed in accordance with the chain of custody document.
No duplication of this report is allowed, except in its entirety.

Am Test Inc.
13600 NE 126th Place Suite C
Kirkland, WA
(425) 885-1664
www.amtestlab.com

AMTEST LABORATORIES

ANALYSIS REPORT

Professional Analytical Services

Date Received: 03/11/26
Date Reported: 03/25/26

OnSite Environmental Inc.
14648 NE 95th ST
Redmond, WA 98052
Attention: David Baumeister
Project Name: Onsite (Chem)
Project #: 791014801

Quality Control
(Continued)

Conventional Chemistry Parameters by APHA/EPA Methods (Continued)

Analyte	Result	Qual	Reporting Limit	Units	Spike Level	Source Result	%REC	%REC Limits	RPD	RPD Limit
Batch: BDC0242 - No Prep - WetChem (Continued)										
Duplicate (BDC0242-DUP3)		**Source: A26C0259-01**		Prepared & Analyzed: 03/12/26						
Color	5.0		5.0	Color Units		5.0			0	10
Conductivity	140		0.50	umhos/cm		140			0.4	10
pH	6.8		0.1	pH Units		6.7			1	10
Turbidity	1.41		0.05	NTU		1.44			2	10
Batch: BDC0246 - No Prep - WetChem										
Calibration Blank (BDC0246-CCB1)				Prepared: 03/12/26 Analyzed: 03/16/26						
Total Dissolved Solids	ND			mg/L						
Calibration Blank (BDC0246-CCB2)				Prepared: 03/12/26 Analyzed: 03/16/26						
Total Dissolved Solids	ND			mg/L						
Calibration Check (BDC0246-CCV1)				Prepared: 03/12/26 Analyzed: 03/16/26						
Total Dissolved Solids	353			mg/L	350.0		101%	85-115%		
Calibration Check (BDC0246-CCV2)				Prepared: 03/12/26 Analyzed: 03/16/26						
Total Dissolved Solids	346			mg/L	350.0		99%	85-115%		
Duplicate (BDC0246-DUP1)		**Source: A26C0253-04**		Prepared: 03/12/26 Analyzed: 03/16/26						
Total Dissolved Solids	254		5.00	mg/L		264			4	45
Duplicate (BDC0246-DUP2)		**Source: A26C0259-02**		Prepared: 03/12/26 Analyzed: 03/16/26						
Total Dissolved Solids	116		5.00	mg/L		112			4	45
Batch: BDC0380 - No Prep - WetChem										
Blank (BDC0380-BLK1)				Prepared: 03/19/26 Analyzed: 03/20/26						
Total Cyanide	ND	U	0.005	mg/L						
LCS (BDC0380-BS1)				Prepared: 03/19/26 Analyzed: 03/20/26						
Total Cyanide	0.052		0.005	mg/L	0.05000		105%	75-125%		
Calibration Blank (BDC0380-CCB1)				Prepared: 03/19/26 Analyzed: 03/20/26						
Total Cyanide	ND	U		mg/L						

The contents of this report apply to the sample(s) analyzed in accordance with the chain of custody document.
No duplication of this report is allowed, except in its entirety.

Am Test Inc.
13600 NE 126th Place Suite C
Kirkland, WA
(425) 885-1664
www.amtestlab.com

ANALYSIS REPORT

Professional Analytical Services

Date Received: 03/11/26
Date Reported: 03/25/26

OnSite Environmental Inc.
14648 NE 95th ST
Redmond, WA 98052
Attention: David Baumeister
Project Name: Onsite (Chem)
Project #: 791014801

Quality Control
(Continued)

Conventional Chemistry Parameters by APHA/EPA Methods (Continued)

Analyte	Result	Qual	Reporting Limit	Units	Spike Level	Source Result	%REC	%REC Limits	RPD	RPD Limit
Batch: BDC0380 - No Prep - WetChem (Continued)										
Calibration Blank (BDC0380-CCB2)					Prepared: 03/19/26 Analyzed: 03/20/26					
Total Cyanide	ND	U		mg/L						
Calibration Check (BDC0380-CCV1)					Prepared: 03/19/26 Analyzed: 03/20/26					
Total Cyanide	0.107		0.005	mg/L	0.1000		107%	85-115%		
Calibration Check (BDC0380-CCV2)					Prepared: 03/19/26 Analyzed: 03/20/26					
Total Cyanide	0.102		0.005	mg/L	0.1000		102%	85-115%		
Duplicate (BDC0380-DUP1)		**Source: A26C0331-03**			Prepared: 03/19/26 Analyzed: 03/20/26					
Total Cyanide	ND	U	0.005	mg/L		ND				30
Matrix Spike (BDC0380-MS1)		**Source: A26C0331-03**			Prepared: 03/19/26 Analyzed: 03/20/26					
Total Cyanide	0.051		0.005	mg/L	0.05000	ND	103%	55-145%		

Quality Control
(Continued)

Anions by EPA Method 300.0

Analyte	Result	Qual	Reporting Limit	Units	Spike Level	Source Result	%REC	%REC Limits	RPD	RPD Limit
Batch: BDC0258 - No Prep - WetChem										
LCS (BDC0258-BS1)					Prepared & Analyzed: 03/12/26					
Chloride	1.01		0.10	mg/L	1.000		101%	90-110%		
Fluoride	1.02		0.05	mg/L	1.000		102%	90-110%		
Nitrate Nitrogen	1.02		0.025	mg/L	1.000		102%	90-110%		
Nitrite Nitrogen	0.997		0.005	mg/L	1.000		100%	90-110%		
Sulfate	0.94		0.10	mg/L	1.000		94%	90-110%		
LCS (BDC0258-BS2)					Prepared & Analyzed: 03/13/26					
Chloride	1.01		0.10	mg/L	1.000		101%	90-110%		
Fluoride	1.03		0.05	mg/L	1.000		103%	90-110%		
Nitrate Nitrogen	1.02		0.025	mg/L	1.000		102%	90-110%		
Nitrite Nitrogen	1.01		0.005	mg/L	1.000		101%	90-110%		
Sulfate	0.98		0.10	mg/L	1.000		98%	90-110%		

The contents of this report apply to the sample(s) analyzed in accordance with the chain of custody document.
No duplication of this report is allowed, except in its entirety.

Am Test Inc.
13600 NE 126th Place Suite C
Kirkland, WA
(425) 885-1664
www.amtestlab.com

AMTEST LABORATORIES

ANALYSIS REPORT

Professional Analytical Services

Date Received: 03/11/26
Date Reported: 03/25/26

OnSite Environmental Inc.
14648 NE 95th ST
Redmond, WA 98052
Attention: David Baumeister
Project Name: Onsite (Chem)
Project #: 791014801

Quality Control
(Continued)

Anions by EPA Method 300.0 (Continued)

Analyte	Result	Qual	Reporting Limit	Units	Spike Level	Source Result	%REC	%REC Limits	RPD	RPD Limit
Batch: BDC0258 - No Prep - WetChem (Continued)										
Calibration Blank (BDC0258-CCB1)					Prepared & Analyzed: 03/12/26					
Chloride	ND	U		mg/L						
Fluoride	ND			mg/L						
Nitrate Nitrogen	ND			mg/L						
Nitrite Nitrogen	ND			mg/L						
Sulfate	ND	U		mg/L						
Total Nitrate + Nitrite	ND			mg/L						
Calibration Blank (BDC0258-CCB2)					Prepared & Analyzed: 03/12/26					
Chloride	ND	U		mg/L						
Fluoride	ND			mg/L						
Nitrate Nitrogen	ND			mg/L						
Nitrite Nitrogen	ND			mg/L						
Sulfate	ND	U		mg/L						
Total Nitrate + Nitrite	ND			mg/L						
Calibration Blank (BDC0258-CCB3)					Prepared & Analyzed: 03/13/26					
Chloride	ND	U		mg/L						
Fluoride	ND			mg/L						
Nitrate Nitrogen	ND			mg/L						
Nitrite Nitrogen	ND			mg/L						
Sulfate	ND	U		mg/L						
Total Nitrate + Nitrite	ND			mg/L						
Calibration Blank (BDC0258-CCB4)					Prepared & Analyzed: 03/13/26					
Chloride	ND	U		mg/L						
Fluoride	ND			mg/L						
Nitrate Nitrogen	ND			mg/L						
Nitrite Nitrogen	ND			mg/L						
Sulfate	ND	U		mg/L						
Total Nitrate + Nitrite	ND			mg/L						
Calibration Check (BDC0258-CCV1)					Prepared & Analyzed: 03/12/26					
Chloride	2.02		0.10	mg/L	2.000		101%	85-115%		
Fluoride	2.02		0.05	mg/L	2.000		101%	85-115%		
Nitrate Nitrogen	2.04		0.025	mg/L	2.000		102%	85-115%		

The contents of this report apply to the sample(s) analyzed in accordance with the chain of custody document.
No duplication of this report is allowed, except in its entirety.

Am Test Inc.
13600 NE 126th Place Suite C
Kirkland, WA
(425) 885-1664
www.amtestlab.com

AMTEST LABORATORIES

ANALYSIS REPORT

Professional Analytical Services

Date Received: 03/11/26
Date Reported: 03/25/26

OnSite Environmental Inc.
14648 NE 95th ST
Redmond, WA 98052
Attention: David Baumeister
Project Name: Onsite (Chem)
Project #: 791014801

Quality Control
(Continued)

Anions by EPA Method 300.0 (Continued)

Analyte	Result	Qual	Reporting Limit	Units	Spike Level	Source Result	%REC	%REC Limits	RPD	RPD Limit
Batch: BDC0258 - No Prep - WetChem (Continued)										
Calibration Check (BDC0258-CCV1)					Prepared & Analyzed: 03/12/26					
Nitrite Nitrogen	2.02		0.005	mg/L	2.000		101%	85-115%		
Sulfate	1.96		0.10	mg/L	2.000		98%	85-115%		
Total Nitrate + Nitrite	4.06		0.025	mg/L	4.000		101%	0-200%		
Calibration Check (BDC0258-CCV2)					Prepared & Analyzed: 03/12/26					
Chloride	2.02		0.10	mg/L	2.000		101%	85-115%		
Fluoride	2.00		0.05	mg/L	2.000		100%	85-115%		
Nitrate Nitrogen	2.03		0.025	mg/L	2.000		101%	85-115%		
Nitrite Nitrogen	2.02		0.005	mg/L	2.000		101%	85-115%		
Sulfate	2.01		0.10	mg/L	2.000		101%	85-115%		
Total Nitrate + Nitrite	4.05		0.025	mg/L	4.000		101%	0-200%		
Calibration Check (BDC0258-CCV3)					Prepared & Analyzed: 03/13/26					
Chloride	2.01		0.10	mg/L	2.000		101%	85-115%		
Fluoride	2.03		0.05	mg/L	2.000		102%	85-115%		
Nitrate Nitrogen	2.03		0.025	mg/L	2.000		102%	85-115%		
Nitrite Nitrogen	2.03		0.005	mg/L	2.000		101%	85-115%		
Sulfate	2.01		0.10	mg/L	2.000		101%	85-115%		
Total Nitrate + Nitrite	4.06		0.025	mg/L	4.000		102%	0-200%		
Calibration Check (BDC0258-CCV4)					Prepared & Analyzed: 03/13/26					
Chloride	2.03		0.10	mg/L	2.000		102%	85-115%		
Fluoride	2.04		0.05	mg/L	2.000		102%	85-115%		
Nitrate Nitrogen	2.05		0.025	mg/L	2.000		102%	85-115%		
Nitrite Nitrogen	2.03		0.005	mg/L	2.000		102%	85-115%		
Sulfate	2.02		0.10	mg/L	2.000		101%	85-115%		
Total Nitrate + Nitrite	4.08		0.025	mg/L	4.000		102%	0-200%		
Duplicate (BDC0258-DUP1)		**Source: A26C0316-01**			Prepared & Analyzed: 03/12/26					
Chloride	2.04		0.10	mg/L		2.05			0.3	20
Fluoride	0.06		0.05	mg/L		0.05			10	20
Nitrate Nitrogen	ND		0.025	mg/L		ND				20
Nitrite Nitrogen	ND		0.005	mg/L		ND				20
Sulfate	1.27		0.10	mg/L		1.24			3	20
Total Nitrate + Nitrite	ND		0.025	mg/L		ND				20

The contents of this report apply to the sample(s) analyzed in accordance with the chain of custody document.
No duplication of this report is allowed, except in its entirety.

Am Test Inc.
13600 NE 126th Place Suite C
Kirkland, WA
(425) 885-1664
www.amtestlab.com

AMTEST LABORATORIES

ANALYSIS REPORT

Professional Analytical Services

Date Received: 03/11/26
Date Reported: 03/25/26

OnSite Environmental Inc.
14648 NE 95th ST
Redmond, WA 98052
Attention: David Baumeister
Project Name: Onsite (Chem)
Project #: 791014801

Quality Control
(Continued)

Anions by EPA Method 300.0 (Continued)

Analyte	Result	Qual	Reporting Limit	Units	Spike Level	Source Result	%REC	%REC Limits	RPD	RPD Limit
Batch: BDC0258 - No Prep - WetChem (Continued)										
Duplicate (BDC0258-DUP2)		**Source: A26C0296-01**			Prepared & Analyzed: 03/12/26					
Chloride	6.12		0.10	mg/L		6.17			0.8	20
Fluoride	ND		0.05	mg/L		ND				20
Nitrate Nitrogen	2.47		0.025	mg/L		2.49			0.9	20
Nitrite Nitrogen	ND		0.005	mg/L		ND				20
Sulfate	3.91		0.10	mg/L		3.94			0.6	20
Total Nitrate + Nitrite	2.47		0.025	mg/L		ND				20
Duplicate (BDC0258-DUP3)		**Source: A26C0291-03**			Prepared & Analyzed: 03/13/26					
Chloride	9.18		0.10	mg/L		9.22			0.4	20
Fluoride	0.03		0.05	mg/L		0.04			12	20
Nitrate Nitrogen	0.239		0.025	mg/L		0.237			0.8	20
Nitrite Nitrogen	ND		0.005	mg/L		ND				20
Sulfate	2.93		0.10	mg/L		2.97			1	20
Total Nitrate + Nitrite	0.239		0.025	mg/L		ND				20
MRL Check (BDC0258-MRL1)					Prepared & Analyzed: 03/12/26					
Chloride	0.11		0.10	mg/L	0.1000		111%	50-150%		
Fluoride	0.10		0.05	mg/L	0.1000		103%	50-150%		
Nitrate Nitrogen	0.094		0.025	mg/L	0.1000		94%	50-150%		
Nitrite Nitrogen	0.106		0.005	mg/L	0.1000		106%	50-150%		
Sulfate	0.11		0.10	mg/L	0.1000		107%	50-150%		
Total Nitrate + Nitrite	0.201		0.025	mg/L	0.2000		100%	50-150%		
Matrix Spike (BDC0258-MS1)		**Source: A26C0316-01**			Prepared & Analyzed: 03/12/26					
Chloride	4.07	D	0.20	mg/L	2.000	2.05	101%	80-120%		
Fluoride	2.11		0.10	mg/L	2.000	0.05	106%	90-110%		
Nitrate Nitrogen	2.04		0.050	mg/L	2.000	ND	102%	80-120%		
Nitrite Nitrogen	2.00		0.010	mg/L	2.000	ND	100%	80-120%		
Sulfate	3.20	D	0.20	mg/L	2.000	1.24	98%	80-120%		
Matrix Spike (BDC0258-MS2)		**Source: A26C0296-01**			Prepared & Analyzed: 03/13/26					
Chloride	8.15	D	0.20	mg/L	2.000	6.17	99%	80-120%		
Fluoride	2.07		0.10	mg/L	2.000	ND	104%	90-110%		
Nitrate Nitrogen	4.48		0.050	mg/L	2.000	2.49	100%	80-120%		
Nitrite Nitrogen	2.03		0.010	mg/L	2.000	ND	101%	80-120%		
Sulfate	5.76	D	0.20	mg/L	2.000	3.94	91%	80-120%		

The contents of this report apply to the sample(s) analyzed in accordance with the chain of custody document.
No duplication of this report is allowed, except in its entirety.

Am Test Inc.
13600 NE 126th Place Suite C
Kirkland, WA
(425) 885-1664
www.amtestlab.com

ANALYSIS REPORT

Professional Analytical Services

Date Received: 03/11/26
Date Reported: 03/25/26

OnSite Environmental Inc.
14648 NE 95th ST
Redmond, WA 98052
Attention: David Baumeister
Project Name: Onsite (Chem)
Project #: 791014801

Quality Control
(Continued)

Anions by EPA Method 300.0 (Continued)

Analyte	Result	Qual	Reporting Limit	Units	Spike Level	Source Result	%REC	%REC Limits	RPD	RPD Limit
Batch: BDC0258 - No Prep - WetChem (Continued)										
Matrix Spike (BDC0258-MS3)		**Source: A26C0291-03**			Prepared & Analyzed: 03/13/26					
Chloride	11.2	D	0.20	mg/L	2.000	9.22	97%	80-120%		
Fluoride	2.10		0.10	mg/L	2.000	ND	105%	90-110%		
Nitrate Nitrogen	2.29		0.050	mg/L	2.000	0.237	102%	80-120%		
Nitrite Nitrogen	2.05		0.010	mg/L	2.000	ND	103%	80-120%		
Sulfate	4.80	D	0.20	mg/L	2.000	2.97	91%	80-120%		
Reference (BDC0258-SRM1)					Prepared & Analyzed: 03/12/26					
Chloride	5.03		0.10	mg/L	5.000		101%	0-200%		
Fluoride	1.02		0.05	mg/L	1.000		102%	0-200%		
Nitrate Nitrogen	1.02		0.025	mg/L	1.000		102%	0-200%		
Nitrite Nitrogen	1.06		0.005	mg/L	1.000		106%	0-200%		
Sulfate	5.01		0.10	mg/L	5.000		100%	0-200%		
Total Nitrate + Nitrite	2.09		0.025	mg/L	2.000		104%	0-200%		

Quality Control
(Continued)

Metals by EPA 200 Series Methods

Analyte	Result	Qual	Reporting Limit	Units	Spike Level	Source Result	%REC	%REC Limits	RPD	RPD Limit
Batch: BDC0289 - EPA 200.7 Digested										
Blank (BDC0289-BLK1)					Prepared: 03/16/26 Analyzed: 03/18/26					
Calcium	ND	U	0.200	mg/L						
Hardness as (CaCO3)	ND	U	1.00	mg/L						
Iron	ND	U	0.030	mg/L						
Magnesium	ND	U	0.050	mg/L						
Sodium	ND	U	0.100	mg/L						
Blank (BDC0289-BLK2)					Prepared: 03/16/26 Analyzed: 03/18/26					
Calcium	ND	U	0.200	mg/L						
Hardness as (CaCO3)	ND	U	1.00	mg/L						
Iron	ND	U	0.030	mg/L						
Magnesium	ND	U	0.050	mg/L						

The contents of this report apply to the sample(s) analyzed in accordance with the chain of custody document.
No duplication of this report is allowed, except in its entirety.

Am Test Inc.
13600 NE 126th Place Suite C
Kirkland, WA
(425) 885-1664
www.amtestlab.com

ANALYSIS REPORT

Professional Analytical Services

Date Received: 03/11/26
Date Reported: 03/25/26

OnSite Environmental Inc.
14648 NE 95th ST
Redmond, WA 98052
Attention: David Baumeister
Project Name: Onsite (Chem)
Project #: 791014801

Quality Control
(Continued)

Metals by EPA 200 Series Methods (Continued)

Analyte	Result	Qual	Reporting Limit	Units	Spike Level	Source Result	%REC	%REC Limits	RPD	RPD Limit
Batch: BDC0289 - EPA 200.7 Digested (Continued)										
Blank (BDC0289-BLK2)					Prepared: 03/16/26 Analyzed: 03/18/26					
Sodium	ND	U	0.100	mg/L						
LCS (BDC0289-BS1)					Prepared: 03/16/26 Analyzed: 03/18/26					
Calcium	19.5		0.200	mg/L	21.00		93%	85-115%		
Iron	8.56		0.030	mg/L	9.000		95%	85-115%		
Magnesium	19.8		0.050	mg/L	21.00		94%	85-115%		
Sodium	19.8		0.100	mg/L	21.00		94%	85-115%		
LCS (BDC0289-BS2)					Prepared: 03/16/26 Analyzed: 03/18/26					
Calcium	19.8		0.200	mg/L	21.00		94%	85-115%		
Iron	8.62		0.030	mg/L	9.000		96%	85-115%		
Magnesium	20.4		0.050	mg/L	21.00		97%	85-115%		
Sodium	20.2		0.100	mg/L	21.00		96%	85-115%		
Calibration Blank (BDC0289-CCB1)					Prepared: 03/16/26 Analyzed: 03/18/26					
Calcium	ND	U		mg/L						
Iron	0.002			mg/L						
Magnesium	ND	U		mg/L						
Sodium	ND	U		mg/L						
Calibration Blank (BDC0289-CCB2)					Prepared: 03/16/26 Analyzed: 03/18/26					
Calcium	ND	U		mg/L						
Iron	0.004			mg/L						
Magnesium	ND	U		mg/L						
Sodium	ND	U		mg/L						
Calibration Blank (BDC0289-CCB3)					Prepared: 03/16/26 Analyzed: 03/18/26					
Calcium	ND	U		mg/L						
Iron	0.009			mg/L						
Magnesium	ND	U		mg/L						
Sodium	ND	U		mg/L						
Calibration Blank (BDC0289-CCB4)					Prepared: 03/16/26 Analyzed: 03/18/26					
Calcium	ND	U		mg/L						
Iron	0.023			mg/L						
Magnesium	ND	U		mg/L						

The contents of this report apply to the sample(s) analyzed in accordance with the chain of custody document.
No duplication of this report is allowed, except in its entirety.

Am Test Inc.
13600 NE 126th Place Suite C
Kirkland, WA
(425) 885-1664
www.amtestlab.com

AMTEST LABORATORIES

ANALYSIS REPORT

Professional Analytical Services

Date Received: 03/11/26
Date Reported: 03/25/26

OnSite Environmental Inc.
14648 NE 95th ST
Redmond, WA 98052
Attention: David Baumeister
Project Name: Onsite (Chem)
Project #: 791014801

Quality Control
(Continued)

Metals by EPA 200 Series Methods (Continued)

Analyte	Result	Qual	Reporting Limit	Units	Spike Level	Source Result	%REC	%REC Limits	RPD	RPD Limit
Batch: BDC0289 - EPA 200.7 Digested (Continued)										
Calibration Blank (BDC0289-CCB4)					Prepared: 03/16/26 Analyzed: 03/18/26					
Sodium	ND	U		mg/L						
Calibration Check (BDC0289-CCV1)					Prepared: 03/16/26 Analyzed: 03/18/26					
Calcium	4.03		0.200	mg/L	4.000		101%	85-115%		
Iron	2.08		0.030	mg/L	2.000		104%	85-115%		
Magnesium	4.18		0.050	mg/L	4.000		105%	85-115%		
Sodium	2.12		0.100	mg/L	2.000		106%	85-115%		
Calibration Check (BDC0289-CCV2)					Prepared: 03/16/26 Analyzed: 03/18/26					
Calcium	4.05		0.200	mg/L	4.000		101%	85-115%		
Iron	2.09		0.030	mg/L	2.000		104%	85-115%		
Magnesium	4.23		0.050	mg/L	4.000		106%	85-115%		
Sodium	2.12		0.100	mg/L	2.000		106%	85-115%		
Calibration Check (BDC0289-CCV3)					Prepared: 03/16/26 Analyzed: 03/18/26					
Calcium	4.02		0.200	mg/L	4.000		101%	85-115%		
Iron	2.02		0.030	mg/L	2.000		101%	85-115%		
Magnesium	4.13		0.050	mg/L	4.000		103%	85-115%		
Sodium	2.05		0.100	mg/L	2.000		103%	85-115%		
Calibration Check (BDC0289-CCV4)					Prepared: 03/16/26 Analyzed: 03/18/26					
Calcium	3.94		0.200	mg/L	4.000		99%	85-115%		
Iron	2.02		0.030	mg/L	2.000		101%	85-115%		
Magnesium	4.09		0.050	mg/L	4.000		102%	85-115%		
Sodium	2.00		0.100	mg/L	2.000		100%	85-115%		
Matrix Spike (BDC0289-MS1)		**Source: A26C0218-01**			Prepared: 03/16/26 Analyzed: 03/18/26					
Calcium	40.6		0.200	mg/L	21.00	20.7	95%	70-130%		
Iron	9.10		0.030	mg/L	9.000	0.040	101%	70-130%		
Magnesium	32.0		0.050	mg/L	21.00	11.6	97%	70-130%		
Sodium	29.1		0.100	mg/L	21.00	8.10	100%	70-130%		
Matrix Spike (BDC0289-MS2)		**Source: A26C0253-10**			Prepared: 03/16/26 Analyzed: 03/18/26					
Calcium	24.5		0.200	mg/L	21.00	5.04	93%	70-130%		
Iron	8.71		0.030	mg/L	9.000	0.031	96%	70-130%		
Magnesium	23.5		0.050	mg/L	21.00	3.33	96%	70-130%		

The contents of this report apply to the sample(s) analyzed in accordance with the chain of custody document.
No duplication of this report is allowed, except in its entirety.

Am Test Inc.
13600 NE 126th Place Suite C
Kirkland, WA
(425) 885-1664
www.amtestlab.com

AMTEST LABORATORIES

ANALYSIS REPORT

Professional Analytical Services

Date Received: 03/11/26
Date Reported: 03/25/26

OnSite Environmental Inc.
14648 NE 95th ST
Redmond, WA 98052
Attention: David Baumeister
Project Name: Onsite (Chem)
Project #: 791014801

Quality Control
(Continued)

Metals by EPA 200 Series Methods (Continued)

Analyte	Result	Qual	Reporting Limit	Units	Spike Level	Source Result	%REC	%REC Limits	RPD	RPD Limit
Batch: BDC0289 - EPA 200.7 Digested (Continued)										
Matrix Spike (BDC0289-MS2)		**Source: A26C0253-10**			Prepared: 03/16/26 Analyzed: 03/18/26					
Sodium	23.6		0.100	mg/L	21.00	3.34	96%	70-130%		
Matrix Spike (BDC0289-MS3)		**Source: A26C0297-03**			Prepared: 03/16/26 Analyzed: 03/18/26					
Calcium	20.9		0.200	mg/L	21.00	1.15	94%	70-130%		
Iron	8.76		0.030	mg/L	9.000	0.209	95%	70-130%		
Magnesium	20.6		0.050	mg/L	21.00	0.227	97%	70-130%		
Sodium	21.0		0.100	mg/L	21.00	0.687	97%	70-130%		
Matrix Spike (BDC0289-MS4)		**Source: A26C0331-03**			Prepared: 03/16/26 Analyzed: 03/18/26					
Calcium	32.5		0.200	mg/L	21.00	15.2	82%	70-130%		
Iron	9.89		0.030	mg/L	9.000	1.70	91%	70-130%		
Magnesium	29.1		0.050	mg/L	21.00	10.8	87%	70-130%		
Sodium	26.8		0.100	mg/L	21.00	8.02	89%	70-130%		
Matrix Spike Dup (BDC0289-MSD1)		**Source: A26C0218-01**			Prepared: 03/16/26 Analyzed: 03/18/26					
Calcium	38.9		0.200	mg/L	21.00	20.7	87%	70-130%	4	15
Iron	8.75		0.030	mg/L	9.000	0.040	97%	70-130%	4	15
Magnesium	30.7		0.050	mg/L	21.00	11.6	91%	70-130%	4	15
Sodium	27.8		0.100	mg/L	21.00	8.10	94%	70-130%	4	15
Matrix Spike Dup (BDC0289-MSD2)		**Source: A26C0253-10**			Prepared: 03/16/26 Analyzed: 03/18/26					
Calcium	24.7		0.200	mg/L	21.00	5.04	94%	70-130%	1	15
Iron	8.84		0.030	mg/L	9.000	0.031	98%	70-130%	1	15
Magnesium	23.6		0.050	mg/L	21.00	3.33	97%	70-130%	0.7	15
Sodium	23.7		0.100	mg/L	21.00	3.34	97%	70-130%	0.7	15
Matrix Spike Dup (BDC0289-MSD3)		**Source: A26C0297-03**			Prepared: 03/16/26 Analyzed: 03/18/26					
Calcium	20.8		0.200	mg/L	21.00	1.15	94%	70-130%	0.2	15
Iron	8.82		0.030	mg/L	9.000	0.209	96%	70-130%	0.7	15
Magnesium	20.6		0.050	mg/L	21.00	0.227	97%	70-130%	0.04	15
Sodium	21.0		0.100	mg/L	21.00	0.687	97%	70-130%	0.09	15
Matrix Spike Dup (BDC0289-MSD4)		**Source: A26C0331-03**			Prepared: 03/16/26 Analyzed: 03/18/26					
Calcium	31.5		0.200	mg/L	21.00	15.2	77%	70-130%	3	15
Iron	9.60		0.030	mg/L	9.000	1.70	88%	70-130%	3	15
Magnesium	28.2		0.050	mg/L	21.00	10.8	83%	70-130%	3	15

The contents of this report apply to the sample(s) analyzed in accordance with the chain of custody document.
No duplication of this report is allowed, except in its entirety.

Am Test Inc.
13600 NE 126th Place Suite C
Kirkland, WA
(425) 885-1664
www.amtestlab.com

ANALYSIS REPORT

Professional Analytical Services

Date Received: 03/11/26
Date Reported: 03/25/26

OnSite Environmental Inc.
14648 NE 95th ST
Redmond, WA 98052
Attention: David Baumeister
Project Name: Onsite (Chem)
Project #: 791014801

Quality Control
(Continued)

Metals by EPA 200 Series Methods (Continued)

Analyte	Result	Qual	Reporting Limit	Units	Spike Level	Source Result	%REC	%REC Limits	RPD	RPD Limit
Batch: BDC0289 - EPA 200.7 Digested (Continued)										
Matrix Spike Dup (BDC0289-MSD4)		**Source: A26C0331-03**			Prepared: 03/16/26 Analyzed: 03/18/26					
Sodium	26.0		0.100	mg/L	21.00	8.02	86%	70-130%	3	15
Batch: BDC0312 - EPA 200.8 Digested										
Blank (BDC0312-BLK1)					Prepared: 03/17/26 Analyzed: 03/19/26					
Antimony	ND	U	0.300	ug/L						
Arsenic	ND	U	0.100	ug/L						
Barium	ND	U	0.300	ug/L						
Beryllium	ND	U	0.300	ug/L						
Cadmium	ND	U	0.100	ug/L						
Chromium	ND	U	0.500	ug/L						
Copper	ND	U	0.500	ug/L						
Lead	ND	U	0.200	ug/L						
Manganese	ND	U	0.200	ug/L						
Nickel	ND	U	0.200	ug/L						
Selenium	ND	U	1.000	ug/L						
Silver	ND	U	0.200	ug/L						
Thallium	ND	U	0.100	ug/L						
Zinc	ND	U	0.500	ug/L						
Blank (BDC0312-BLK2)					Prepared: 03/17/26 Analyzed: 03/19/26					
Antimony	ND	U	0.300	ug/L						
Arsenic	ND	U	0.100	ug/L						
Barium	ND	U	0.300	ug/L						
Beryllium	ND	U	0.300	ug/L						
Cadmium	ND	U	0.100	ug/L						
Chromium	ND	U	0.500	ug/L						
Copper	ND	U	0.500	ug/L						
Lead	ND	U	0.200	ug/L						
Manganese	0.156		0.200	ug/L						
Nickel	ND	U	0.200	ug/L						
Selenium	ND	U	1.000	ug/L						
Silver	ND	U	0.200	ug/L						
Thallium	ND	U	0.100	ug/L						
Zinc	ND	U	0.500	ug/L						

The contents of this report apply to the sample(s) analyzed in accordance with the chain of custody document.
No duplication of this report is allowed, except in its entirety.

Am Test Inc.
13600 NE 126th Place Suite C
Kirkland, WA
(425) 885-1664
www.amtestlab.com

AMTEST LABORATORIES

ANALYSIS REPORT

Professional Analytical Services

Date Received: 03/11/26
Date Reported: 03/25/26

OnSite Environmental Inc.
14648 NE 95th ST
Redmond, WA 98052
Attention: David Baumeister
Project Name: Onsite (Chem)
Project #: 791014801

Quality Control
(Continued)

Metals by EPA 200 Series Methods (Continued)

Analyte	Result	Qual	Reporting Limit	Units	Spike Level	Source Result	%REC	%REC Limits	RPD	RPD Limit

Batch: BDC0312 - EPA 200.8 Digested (Continued)

Blank (BDC0312-BLK3) Prepared: 03/17/26 Analyzed: 03/19/26

Antimony	ND	U	0.300	ug/L						
Arsenic	ND	U	0.100	ug/L						
Barium	ND	U	0.300	ug/L						
Beryllium	ND	U	0.300	ug/L						
Cadmium	ND	U	0.100	ug/L						
Chromium	ND	U	0.500	ug/L						
Copper	ND	U	0.500	ug/L						
Lead	ND	U	0.200	ug/L						
Manganese	ND	U	0.200	ug/L						
Nickel	ND	U	0.200	ug/L						
Selenium	ND	U	1.000	ug/L						
Silver	ND	U	0.200	ug/L						
Thallium	ND	U	0.100	ug/L						
Zinc	ND	U	0.500	ug/L						

LCS (BDC0312-BS1) Prepared: 03/17/26 Analyzed: 03/19/26

Antimony	1,021		0.300	ug/L	1,000		102%	85-115%		
Arsenic	1,106		0.100	ug/L	1,000		111%	85-115%		
Barium	1,078		0.300	ug/L	1,000		108%	85-115%		
Beryllium	1,148		0.300	ug/L	1,000		115%	85-115%		
Cadmium	1,102		0.100	ug/L	1,000		110%	85-115%		
Chromium	1,078		0.500	ug/L	1,000		108%	85-115%		
Copper	1,074		0.500	ug/L	1,000		107%	85-115%		
Lead	981.0		0.200	ug/L	1,000		98%	85-115%		
Manganese	1,091		0.200	ug/L	1,000		109%	85-115%		
Nickel	1,063		0.200	ug/L	1,000		106%	85-115%		
Selenium	1,117		1.000	ug/L	1,000		112%	85-115%		
Silver	522.0		0.200	ug/L	500.0		104%	85-115%		
Thallium	1,019		0.100	ug/L	1,000		102%	85-115%		
Zinc	1,113		0.500	ug/L	1,000		111%	85-115%		

LCS (BDC0312-BS2) Prepared: 03/17/26 Analyzed: 03/19/26

Antimony	915.9		0.300	ug/L	1,000		92%	85-115%		
Arsenic	1,001		0.100	ug/L	1,000		100%	85-115%		
Barium	970.2		0.300	ug/L	1,000		97%	85-115%		
Beryllium	1,032		0.300	ug/L	1,000		103%	85-115%		

The contents of this report apply to the sample(s) analyzed in accordance with the chain of custody document.
No duplication of this report is allowed, except in its entirety.

Am Test Inc.
13600 NE 126th Place Suite C
Kirkland, WA
(425) 885-1664
www.amtestlab.com

AMTEST LABORATORIES

ANALYSIS REPORT

Professional Analytical Services

Date Received: 03/11/26
Date Reported: 03/25/26

OnSite Environmental Inc.
14648 NE 95th ST
Redmond, WA 98052
Attention: David Baumeister
Project Name: Onsite (Chem)
Project #: 791014801

Quality Control
(Continued)

Metals by EPA 200 Series Methods (Continued)

Analyte	Result	Qual	Reporting Limit	Units	Spike Level	Source Result	%REC	%REC Limits	RPD	RPD Limit

Batch: BDC0312 - EPA 200.8 Digested (Continued)

LCS (BDC0312-BS2) Prepared: 03/17/26 Analyzed: 03/19/26

Cadmium	987.7		0.100	ug/L	1,000		99%	85-115%	
Chromium	980.3		0.500	ug/L	1,000		98%	85-115%	
Copper	948.2		0.500	ug/L	1,000		95%	85-115%	
Lead	896.7		0.200	ug/L	1,000		90%	85-115%	
Manganese	993.6		0.200	ug/L	1,000		99%	85-115%	
Nickel	932.5		0.200	ug/L	1,000		93%	85-115%	
Selenium	1,084		1.000	ug/L	1,000		108%	85-115%	
Silver	479.9		0.200	ug/L	500.0		96%	85-115%	
Thallium	917.5		0.100	ug/L	1,000		92%	85-115%	
Zinc	976.5		0.500	ug/L	1,000		98%	85-115%	

LCS (BDC0312-BS3) Prepared: 03/17/26 Analyzed: 03/19/26

Antimony	896.7		0.300	ug/L	1,000		90%	85-115%	
Arsenic	963.9		0.100	ug/L	1,000		96%	85-115%	
Barium	950.2		0.300	ug/L	1,000		95%	85-115%	
Beryllium	1,037		0.300	ug/L	1,000		104%	85-115%	
Cadmium	970.2		0.100	ug/L	1,000		97%	85-115%	
Chromium	954.7		0.500	ug/L	1,000		95%	85-115%	
Copper	935.3		0.500	ug/L	1,000		94%	85-115%	
Lead	888.9		0.200	ug/L	1,000		89%	85-115%	
Manganese	974.4		0.200	ug/L	1,000		97%	85-115%	
Nickel	900.3		0.200	ug/L	1,000		90%	85-115%	
Selenium	891.4		1.000	ug/L	1,000		89%	85-115%	
Silver	470.3		0.200	ug/L	500.0		94%	85-115%	
Thallium	897.3		0.100	ug/L	1,000		90%	85-115%	
Zinc	936.3		0.500	ug/L	1,000		94%	85-115%	

Calibration Blank (BDC0312-CCB1) Prepared: 03/17/26 Analyzed: 03/19/26

Antimony	ND	U		ug/L
Arsenic	ND	U		ug/L
Barium	ND	U		ug/L
Beryllium	ND	U		ug/L
Cadmium	0.005			ug/L
Chromium	ND	U		ug/L
Copper	ND	U		ug/L
Lead	ND	U		ug/L

The contents of this report apply to the sample(s) analyzed in accordance with the chain of custody document.
No duplication of this report is allowed, except in its entirety.

Am Test Inc.
13600 NE 126th Place Suite C
Kirkland, WA
(425) 885-1664
www.amtestlab.com

ANALYSIS REPORT

Professional Analytical Services

OnSite Environmental Inc.
14648 NE 95th ST
Redmond, WA 98052
Attention: David Baumeister
Project Name: Onsite (Chem)
Project #: 791014801

Date Received: 03/11/26
Date Reported: 03/25/26

Quality Control
(Continued)

Metals by EPA 200 Series Methods (Continued)

Analyte	Result	Qual	Reporting Limit	Units	Spike Level	Source Result	%REC	%REC Limits	RPD	RPD Limit

Batch: BDC0312 - EPA 200.8 Digested (Continued)

Calibration Blank (BDC0312-CCB1) Prepared: 03/17/26 Analyzed: 03/19/26

Manganese	ND	U		ug/L						
Nickel	0.071			ug/L						
Selenium	ND	U		ug/L						
Silver	ND	U		ug/L						
Thallium	0.005			ug/L						
Zinc	0.037			ug/L						

Calibration Blank (BDC0312-CCB2) Prepared: 03/17/26 Analyzed: 03/19/26

Antimony	ND	U		ug/L						
Arsenic	ND	U		ug/L						
Barium	ND	U		ug/L						
Beryllium	0.013			ug/L						
Cadmium	0.005			ug/L						
Chromium	ND	U		ug/L						
Copper	ND	U		ug/L						
Lead	ND	U		ug/L						
Manganese	ND	U		ug/L						
Nickel	ND	U		ug/L						
Selenium	ND	U		ug/L						
Silver	ND	U		ug/L						
Thallium	0.006			ug/L						
Zinc	0.031			ug/L						

Calibration Blank (BDC0312-CCB3) Prepared: 03/17/26 Analyzed: 03/19/26

Antimony	ND	U		ug/L						
Arsenic	ND	U		ug/L						
Barium	ND	U		ug/L						
Beryllium	0.003			ug/L						
Cadmium	0.004			ug/L						
Chromium	ND	U		ug/L						
Copper	ND	U		ug/L						
Lead	0.001			ug/L						
Manganese	0.012			ug/L						
Nickel	ND	U		ug/L						
Selenium	ND	U		ug/L						
Silver	ND	U		ug/L						

The contents of this report apply to the sample(s) analyzed in accordance with the chain of custody document.
No duplication of this report is allowed, except in its entirety.

Am Test Inc.
13600 NE 126th Place Suite C
Kirkland, WA
(425) 885-1664
www.amtestlab.com

ANALYSIS REPORT

Professional Analytical Services

Date Received: 03/11/26
Date Reported: 03/25/26

OnSite Environmental Inc.
14648 NE 95th ST
Redmond, WA 98052
Attention: David Baumeister
Project Name: Onsite (Chem)
Project #: 791014801

Quality Control
(Continued)

Metals by EPA 200 Series Methods (Continued)

Analyte	Result	Qual	Reporting Limit	Units	Spike Level	Source Result	%REC	%REC Limits	RPD	RPD Limit

Batch: BDC0312 - EPA 200.8 Digested (Continued)

Calibration Blank (BDC0312-CCB3) Prepared: 03/17/26 Analyzed: 03/19/26

Thallium	0.005			ug/L						
Zinc	0.041			ug/L						

Calibration Blank (BDC0312-CCB4) Prepared: 03/17/26 Analyzed: 03/19/26

Antimony	ND	U		ug/L						
Arsenic	ND	U		ug/L						
Barium	ND	U		ug/L						
Beryllium	ND	U		ug/L						
Cadmium	0.001			ug/L						
Chromium	ND	U		ug/L						
Copper	ND	U		ug/L						
Lead	ND	U		ug/L						
Manganese	ND	U		ug/L						
Nickel	ND	U		ug/L						
Selenium	ND	U		ug/L						
Silver	ND	U		ug/L						
Thallium	0.004			ug/L						
Zinc	0.022			ug/L						

Calibration Blank (BDC0312-CCB5) Prepared: 03/17/26 Analyzed: 03/19/26

Antimony	ND	U		ug/L						
Arsenic	ND	U		ug/L						
Barium	ND	U		ug/L						
Beryllium	0.004			ug/L						
Cadmium	0.002			ug/L						
Chromium	ND	U		ug/L						
Copper	ND	U		ug/L						
Lead	ND	U		ug/L						
Manganese	0.012			ug/L						
Nickel	ND	U		ug/L						
Selenium	ND	U		ug/L						
Silver	ND	U		ug/L						
Thallium	0.004			ug/L						
Zinc	0.038			ug/L						

Calibration Blank (BDC0312-CCB6) Prepared: 03/17/26 Analyzed: 03/19/26

The contents of this report apply to the sample(s) analyzed in accordance with the chain of custody document.
No duplication of this report is allowed, except in its entirety.

Am Test Inc.
13600 NE 126th Place Suite C
Kirkland, WA
(425) 885-1664
www.amtestlab.com

ANALYSIS REPORT

Professional Analytical Services

Date Received: 03/11/26
Date Reported: 03/25/26

OnSite Environmental Inc.
14648 NE 95th ST
Redmond, WA 98052
Attention: David Baumeister
Project Name: Onsite (Chem)
Project #: 791014801

Quality Control
(Continued)

Metals by EPA 200 Series Methods (Continued)

Analyte	Result	Qual	Reporting Limit	Units	Spike Level	Source Result	%REC	%REC Limits	RPD	RPD Limit

Batch: BDC0312 - EPA 200.8 Digested (Continued)

Calibration Blank (BDC0312-CCB6) Prepared: 03/17/26 Analyzed: 03/19/26

Antimony	ND	U		ug/L					
Arsenic	ND	U		ug/L					
Barium	ND	U		ug/L					
Beryllium	ND	U		ug/L					
Cadmium	0.003			ug/L					
Chromium	ND	U		ug/L					
Copper	ND	U		ug/L					
Lead	ND	U		ug/L					
Manganese	ND	U		ug/L					
Nickel	ND	U		ug/L					
Selenium	ND	U		ug/L					
Silver	ND	U		ug/L					
Thallium	0.004			ug/L					
Zinc	0.025			ug/L					

Calibration Check (BDC0312-CCV1) Prepared: 03/17/26 Analyzed: 03/19/26

Antimony	22.86		0.300	ug/L	25.00		91%	85-115%	
Arsenic	24.40		0.100	ug/L	25.00		98%	85-115%	
Barium	24.38		0.300	ug/L	25.00		98%	85-115%	
Beryllium	25.58		0.300	ug/L	25.00		102%	85-115%	
Cadmium	25.27		0.100	ug/L	25.00		101%	85-115%	
Chromium	24.34		0.500	ug/L	25.00		97%	85-115%	
Copper	23.83		0.500	ug/L	25.00		95%	85-115%	
Lead	22.27		0.200	ug/L	25.00		89%	85-115%	
Manganese	24.38		0.200	ug/L	25.00		98%	85-115%	
Nickel	23.92		0.200	ug/L	25.00		96%	85-115%	
Selenium	122.9		1.000	ug/L	125.0		98%	85-115%	
Silver	23.44		0.200	ug/L	25.00		94%	85-115%	
Thallium	22.34		0.100	ug/L	25.00		89%	85-115%	
Zinc	26.68		0.500	ug/L	25.00		107%	85-115%	

Calibration Check (BDC0312-CCV2) Prepared: 03/17/26 Analyzed: 03/19/26

Antimony	22.97		0.300	ug/L	25.00		92%	85-115%	
Arsenic	24.72		0.100	ug/L	25.00		99%	85-115%	
Barium	24.32		0.300	ug/L	25.00		97%	85-115%	
Beryllium	26.08		0.300	ug/L	25.00		104%	85-115%	

The contents of this report apply to the sample(s) analyzed in accordance with the chain of custody document.
No duplication of this report is allowed, except in its entirety.

Am Test Inc.
13600 NE 126th Place Suite C
Kirkland, WA
(425) 885-1664
www.amtestlab.com

AMTEST LABORATORIES

ANALYSIS REPORT

Professional Analytical Services

Date Received: 03/11/26
Date Reported: 03/25/26

OnSite Environmental Inc.
14648 NE 95th ST
Redmond, WA 98052
Attention: David Baumeister
Project Name: Onsite (Chem)
Project #: 791014801

Quality Control
(Continued)

Metals by EPA 200 Series Methods (Continued)

Analyte	Result	Qual	Reporting Limit	Units	Spike Level	Source Result	%REC	%REC Limits	RPD	RPD Limit

Batch: BDC0312 - EPA 200.8 Digested (Continued)

Calibration Check (BDC0312-CCV2) Prepared: 03/17/26 Analyzed: 03/19/26

Cadmium	25.25		0.100	ug/L	25.00		101%	85-115%	
Chromium	24.16		0.500	ug/L	25.00		97%	85-115%	
Copper	24.09		0.500	ug/L	25.00		96%	85-115%	
Lead	22.62		0.200	ug/L	25.00		90%	85-115%	
Manganese	24.38		0.200	ug/L	25.00		98%	85-115%	
Nickel	23.60		0.200	ug/L	25.00		94%	85-115%	
Selenium	123.7		1.000	ug/L	125.0		99%	85-115%	
Silver	23.70		0.200	ug/L	25.00		95%	85-115%	
Thallium	23.86		0.100	ug/L	25.00		95%	85-115%	
Zinc	26.47		0.500	ug/L	25.00		106%	85-115%	

Calibration Check (BDC0312-CCV3) Prepared: 03/17/26 Analyzed: 03/19/26

Antimony	22.86		0.300	ug/L	25.00		91%	85-115%	
Arsenic	24.44		0.100	ug/L	25.00		98%	85-115%	
Barium	24.54		0.300	ug/L	25.00		98%	85-115%	
Beryllium	26.08		0.300	ug/L	25.00		104%	85-115%	
Cadmium	25.34		0.100	ug/L	25.00		101%	85-115%	
Chromium	24.06		0.500	ug/L	25.00		96%	85-115%	
Copper	23.70		0.500	ug/L	25.00		95%	85-115%	
Lead	22.64		0.200	ug/L	25.00		91%	85-115%	
Manganese	24.72		0.200	ug/L	25.00		99%	85-115%	
Nickel	23.34		0.200	ug/L	25.00		93%	85-115%	
Selenium	123.7		1.000	ug/L	125.0		99%	85-115%	
Silver	23.71		0.200	ug/L	25.00		95%	85-115%	
Thallium	23.69		0.100	ug/L	25.00		95%	85-115%	
Zinc	26.04		0.500	ug/L	25.00		104%	85-115%	

Calibration Check (BDC0312-CCV4) Prepared: 03/17/26 Analyzed: 03/19/26

Antimony	23.09		0.300	ug/L	25.00		92%	85-115%	
Arsenic	24.96		0.100	ug/L	25.00		100%	85-115%	
Barium	24.74		0.300	ug/L	25.00		99%	85-115%	
Beryllium	25.46		0.300	ug/L	25.00		102%	85-115%	
Cadmium	25.63		0.100	ug/L	25.00		103%	85-115%	
Chromium	24.20		0.500	ug/L	25.00		97%	85-115%	
Copper	23.78		0.500	ug/L	25.00		95%	85-115%	
Lead	22.46		0.200	ug/L	25.00		90%	85-115%	

The contents of this report apply to the sample(s) analyzed in accordance with the chain of custody document.
No duplication of this report is allowed, except in its entirety.

Am Test Inc.
13600 NE 126th Place Suite C
Kirkland, WA
(425) 885-1664
www.amtestlab.com

AMTEST LABORATORIES

Professional Analytical Services

ANALYSIS REPORT

Date Received: 03/11/26
Date Reported: 03/25/26

OnSite Environmental Inc.
14648 NE 95th ST
Redmond, WA 98052
Attention: David Baumeister
Project Name: Onsite (Chem)
Project #: 791014801

Quality Control
(Continued)

Metals by EPA 200 Series Methods (Continued)

Analyte	Result	Qual	Reporting Limit	Units	Spike Level	Source Result	%REC	%REC Limits	RPD	RPD Limit

Batch: BDC0312 - EPA 200.8 Digested (Continued)

Calibration Check (BDC0312-CCV4) Prepared: 03/17/26 Analyzed: 03/19/26

Manganese	24.63		0.200	ug/L	25.00		99%	85-115%	
Nickel	23.20		0.200	ug/L	25.00		93%	85-115%	
Selenium	125.3		1.000	ug/L	125.0		100%	85-115%	
Silver	23.80		0.200	ug/L	25.00		95%	85-115%	
Thallium	25.50		0.100	ug/L	25.00		102%	85-115%	
Zinc	26.37		0.500	ug/L	25.00		105%	85-115%	

Calibration Check (BDC0312-CCV5) Prepared: 03/17/26 Analyzed: 03/19/26

Antimony	23.45		0.300	ug/L	25.00		94%	85-115%	
Arsenic	25.10		0.100	ug/L	25.00		100%	85-115%	
Barium	24.99		0.300	ug/L	25.00		100%	85-115%	
Beryllium	25.63		0.300	ug/L	25.00		103%	85-115%	
Cadmium	25.70		0.100	ug/L	25.00		103%	85-115%	
Chromium	24.42		0.500	ug/L	25.00		98%	85-115%	
Copper	24.14		0.500	ug/L	25.00		97%	85-115%	
Lead	22.66		0.200	ug/L	25.00		91%	85-115%	
Manganese	24.87		0.200	ug/L	25.00		99%	85-115%	
Nickel	23.73		0.200	ug/L	25.00		95%	85-115%	
Selenium	128.3		1.000	ug/L	125.0		103%	85-115%	
Silver	23.89		0.200	ug/L	25.00		96%	85-115%	
Thallium	26.39		0.100	ug/L	25.00		106%	85-115%	
Zinc	26.62		0.500	ug/L	25.00		106%	85-115%	

Calibration Check (BDC0312-CCV6) Prepared: 03/17/26 Analyzed: 03/19/26

Antimony	22.95		0.300	ug/L	25.00		92%	85-115%	
Arsenic	25.17		0.100	ug/L	25.00		101%	85-115%	
Barium	24.80		0.300	ug/L	25.00		99%	85-115%	
Beryllium	25.92		0.300	ug/L	25.00		104%	85-115%	
Cadmium	25.65		0.100	ug/L	25.00		103%	85-115%	
Chromium	24.22		0.500	ug/L	25.00		97%	85-115%	
Copper	23.84		0.500	ug/L	25.00		95%	85-115%	
Lead	22.58		0.200	ug/L	25.00		90%	85-115%	
Manganese	24.84		0.200	ug/L	25.00		99%	85-115%	
Nickel	23.23		0.200	ug/L	25.00		93%	85-115%	
Selenium	126.1		1.000	ug/L	125.0		101%	85-115%	
Silver	24.17		0.200	ug/L	25.00		97%	85-115%	

The contents of this report apply to the sample(s) analyzed in accordance with the chain of custody document.
No duplication of this report is allowed, except in its entirety.

Am Test Inc.
13600 NE 126th Place Suite C
Kirkland, WA
(425) 885-1664
www.amtestlab.com

ANALYSIS REPORT

Professional Analytical Services

Date Received: 03/11/26
Date Reported: 03/25/26

OnSite Environmental Inc.
14648 NE 95th ST
Redmond, WA 98052
Attention: David Baumeister
Project Name: Onsite (Chem)
Project #: 791014801

Quality Control
(Continued)

Metals by EPA 200 Series Methods (Continued)

Analyte	Result	Qual	Reporting Limit	Units	Spike Level	Source Result	%REC	%REC Limits	RPD	RPD Limit
Batch: BDC0312 - EPA 200.8 Digested (Continued)										
Calibration Check (BDC0312-CCV6)					Prepared: 03/17/26 Analyzed: 03/19/26					
Thallium	23.80		0.100	ug/L	25.00		95%	85-115%		
Zinc	26.02		0.500	ug/L	25.00		104%	85-115%		
Matrix Spike (BDC0312-MS1)		**Source: A26C0176-02**			Prepared: 03/17/26 Analyzed: 03/19/26					
Antimony	954.7		0.300	ug/L	1,000	1.733	95%	70-130%		
Arsenic	1,034		0.100	ug/L	1,000	0.732	103%	70-130%		
Barium	999.5		0.300	ug/L	1,000	11.91	99%	70-130%		
Beryllium	1,116		0.300	ug/L	1,000	ND	112%	70-130%		
Cadmium	1,029		0.100	ug/L	1,000	ND	103%	70-130%		
Chromium	1,002		0.500	ug/L	1,000	3.122	100%	70-130%		
Copper	994.9		0.500	ug/L	1,000	6.590	99%	70-130%		
Lead	911.0		0.200	ug/L	1,000	1.401	91%	70-130%		
Manganese	1,021		0.200	ug/L	1,000	14.78	101%	70-130%		
Nickel	1,002		0.200	ug/L	1,000	2.161	100%	70-130%		
Selenium	938.4		1.000	ug/L	1,000	ND	94%	70-130%		
Silver	435.8		0.200	ug/L	500.0	ND	87%	70-130%		
Thallium	944.8		0.100	ug/L	1,000	ND	94%	70-130%		
Zinc	1,036		0.500	ug/L	1,000	11.63	102%	70-130%		
Matrix Spike (BDC0312-MS2)		**Source: A26C0215-02**			Prepared: 03/17/26 Analyzed: 03/19/26					
Antimony	910.3		0.300	ug/L	1,000	2.927	91%	70-130%		
Arsenic	994.3		0.100	ug/L	1,000	1.481	99%	70-130%		
Barium	975.6		0.300	ug/L	1,000	23.38	95%	70-130%		
Beryllium	1,032		0.300	ug/L	1,000	ND	103%	70-130%		
Cadmium	979.9		0.100	ug/L	1,000	ND	98%	70-130%		
Chromium	970.8		0.500	ug/L	1,000	0.451	97%	70-130%		
Copper	950.7		0.500	ug/L	1,000	2.440	95%	70-130%		
Lead	893.3		0.200	ug/L	1,000	0.432	89%	70-130%		
Manganese	1,053		0.200	ug/L	1,000	68.24	98%	70-130%		
Nickel	950.4		0.200	ug/L	1,000	1.410	95%	70-130%		
Selenium	948.9		1.000	ug/L	1,000	ND	95%	70-130%		
Silver	478.2		0.200	ug/L	500.0	ND	96%	70-130%		
Thallium	903.5		0.100	ug/L	1,000	ND	90%	70-130%		
Zinc	1,029		0.500	ug/L	1,000	58.76	97%	70-130%		
Matrix Spike (BDC0312-MS3)		**Source: A26C0218-01**			Prepared: 03/17/26 Analyzed: 03/19/26					

The contents of this report apply to the sample(s) analyzed in accordance with the chain of custody document.
No duplication of this report is allowed, except in its entirety.

Am Test Inc.
13600 NE 126th Place Suite C
Kirkland, WA
(425) 885-1664
www.amtestlab.com

AMTEST LABORATORIES

ANALYSIS REPORT

Professional Analytical Services

Date Received: 03/11/26
Date Reported: 03/25/26

OnSite Environmental Inc.
14648 NE 95th ST
Redmond, WA 98052
Attention: David Baumeister
Project Name: Onsite (Chem)
Project #: 791014801

Quality Control
(Continued)

Metals by EPA 200 Series Methods (Continued)

Analyte	Result	Qual	Reporting Limit	Units	Spike Level	Source Result	%REC	%REC Limits	RPD	RPD Limit

Batch: BDC0312 - EPA 200.8 Digested (Continued)

Matrix Spike (BDC0312-MS3) **Source: A26C0218-01** Prepared: 03/17/26 Analyzed: 03/19/26

Antimony	968.0		0.300	ug/L	1,000	0.975	97%	70-130%		
Arsenic	1,022		0.100	ug/L	1,000	0.587	102%	70-130%		
Barium	1,010		0.300	ug/L	1,000	7.924	100%	70-130%		
Beryllium	1,055		0.300	ug/L	1,000	ND	105%	70-130%		
Cadmium	1,045		0.100	ug/L	1,000	ND	105%	70-130%		
Chromium	1,001		0.500	ug/L	1,000	0.422	100%	70-130%		
Copper	1,126		0.500	ug/L	1,000	168.0	96%	70-130%		
Lead	934.7		0.200	ug/L	1,000	3.981	93%	70-130%		
Manganese	1,042		0.200	ug/L	1,000	12.62	103%	70-130%		
Nickel	944.6		0.200	ug/L	1,000	1.440	94%	70-130%		
Selenium	981.8		1.000	ug/L	1,000	ND	98%	70-130%		
Silver	431.8		0.200	ug/L	500.0	0.086	86%	70-130%		
Thallium	940.0		0.100	ug/L	1,000	ND	94%	70-130%		
Zinc	1,548		0.500	ug/L	1,000	609.6	94%	70-130%		

Matrix Spike (BDC0312-MS4) **Source: A26C0253-10** Prepared: 03/17/26 Analyzed: 03/19/26

Antimony	912.8		0.300	ug/L	1,000	ND	91%	70-130%		
Arsenic	980.6		0.100	ug/L	1,000	0.197	98%	70-130%		
Barium	959.2		0.300	ug/L	1,000	2.630	96%	70-130%		
Beryllium	1,013		0.300	ug/L	1,000	ND	101%	70-130%		
Cadmium	969.2		0.100	ug/L	1,000	ND	97%	70-130%		
Chromium	943.5		0.500	ug/L	1,000	1.274	94%	70-130%		
Copper	925.6		0.500	ug/L	1,000	0.252	93%	70-130%		
Lead	868.0		0.200	ug/L	1,000	ND	87%	70-130%		
Manganese	977.6		0.200	ug/L	1,000	1.159	98%	70-130%		
Nickel	887.0		0.200	ug/L	1,000	0.505	89%	70-130%		
Selenium	915.2		1.000	ug/L	1,000	ND	92%	70-130%		
Silver	431.0		0.200	ug/L	500.0	ND	86%	70-130%		
Thallium	914.0		0.100	ug/L	1,000	ND	91%	70-130%		
Zinc	944.5		0.500	ug/L	1,000	0.212	94%	70-130%		

Matrix Spike (BDC0312-MS5) **Source: A26C0297-03** Prepared: 03/17/26 Analyzed: 03/19/26

Antimony	917.3		0.300	ug/L	1,000	0.271	92%	70-130%		
Arsenic	966.2		0.100	ug/L	1,000	0.222	97%	70-130%		
Barium	942.8		0.300	ug/L	1,000	4.691	94%	70-130%		
Beryllium	1,066		0.300	ug/L	1,000	ND	107%	70-130%		

The contents of this report apply to the sample(s) analyzed in accordance with the chain of custody document.
No duplication of this report is allowed, except in its entirety.

Am Test Inc.
13600 NE 126th Place Suite C
Kirkland, WA
(425) 885-1664
www.amtestlab.com

AMTEST LABORATORIES

ANALYSIS REPORT

Professional Analytical Services

Date Received: 03/11/26
Date Reported: 03/25/26

OnSite Environmental Inc.
14648 NE 95th ST
Redmond, WA 98052
Attention: David Baumeister
Project Name: Onsite (Chem)
Project #: 791014801

Quality Control
(Continued)

Metals by EPA 200 Series Methods (Continued)

Analyte	Result	Qual	Reporting Limit	Units	Spike Level	Source Result	%REC	%REC Limits	RPD	RPD Limit
Batch: BDC0312 - EPA 200.8 Digested (Continued)										
Matrix Spike (BDC0312-MS5)		**Source: A26C0297-03**			Prepared: 03/17/26 Analyzed: 03/19/26					
Cadmium	983.4		0.100	ug/L	1,000	ND	98%	70-130%		
Chromium	960.4		0.500	ug/L	1,000	0.478	96%	70-130%		
Copper	944.1		0.500	ug/L	1,000	2.426	94%	70-130%		
Lead	890.0		0.200	ug/L	1,000	0.495	89%	70-130%		
Manganese	990.7		0.200	ug/L	1,000	10.24	98%	70-130%		
Nickel	912.8		0.200	ug/L	1,000	0.248	91%	70-130%		
Selenium	1,015		1.000	ug/L	1,000	ND	102%	70-130%		
Silver	407.7		0.200	ug/L	500.0	ND	82%	70-130%		
Thallium	901.6		0.100	ug/L	1,000	ND	90%	70-130%		
Zinc	960.8		0.500	ug/L	1,000	13.13	95%	70-130%		
Matrix Spike (BDC0312-MS6)		**Source: A26C0354-01**			Prepared: 03/17/26 Analyzed: 03/19/26					
Antimony	913.1		0.300	ug/L	1,000	21.48	89%	70-130%		
Arsenic	963.5		0.100	ug/L	1,000	0.159	96%	70-130%		
Barium	945.6		0.300	ug/L	1,000	7.021	94%	70-130%		
Beryllium	1,030		0.300	ug/L	1,000	ND	103%	70-130%		
Cadmium	940.6		0.100	ug/L	1,000	0.068	94%	70-130%		
Chromium	939.6		0.500	ug/L	1,000	0.304	94%	70-130%		
Copper	928.2		0.500	ug/L	1,000	3.516	92%	70-130%		
Lead	862.7		0.200	ug/L	1,000	0.308	86%	70-130%		
Manganese	984.6		0.200	ug/L	1,000	11.06	97%	70-130%		
Nickel	886.4		0.200	ug/L	1,000	ND	89%	70-130%		
Selenium	910.5		1.000	ug/L	1,000	ND	91%	70-130%		
Silver	458.3		0.200	ug/L	500.0	ND	92%	70-130%		
Thallium	882.7		0.100	ug/L	1,000	ND	88%	70-130%		
Zinc	1,004		0.500	ug/L	1,000	68.22	94%	70-130%		
Matrix Spike Dup (BDC0312-MSD1)		**Source: A26C0176-02**			Prepared: 03/17/26 Analyzed: 03/19/26					
Antimony	941.6		0.300	ug/L	1,000	1.733	94%	70-130%	1	15
Arsenic	1,023		0.100	ug/L	1,000	0.732	102%	70-130%	1	15
Barium	998.8		0.300	ug/L	1,000	11.91	99%	70-130%	0.07	15
Beryllium	1,044		0.300	ug/L	1,000	ND	104%	70-130%	7	20
Cadmium	1,029		0.100	ug/L	1,000	ND	103%	70-130%	0.04	15
Chromium	984.8		0.500	ug/L	1,000	3.122	98%	70-130%	2	15
Copper	972.3		0.500	ug/L	1,000	6.590	97%	70-130%	2	15
Lead	917.2		0.200	ug/L	1,000	1.401	92%	70-130%	0.7	15

The contents of this report apply to the sample(s) analyzed in accordance with the chain of custody document.
No duplication of this report is allowed, except in its entirety.

Am Test Inc.
13600 NE 126th Place Suite C
Kirkland, WA
(425) 885-1664
www.amtestlab.com

ANALYSIS REPORT

Professional Analytical Services

Date Received: 03/11/26
Date Reported: 03/25/26

OnSite Environmental Inc.
14648 NE 95th ST
Redmond, WA 98052
Attention: David Baumeister
Project Name: Onsite (Chem)
Project #: 791014801

Quality Control
(Continued)

Metals by EPA 200 Series Methods (Continued)

Analyte	Result	Qual	Reporting Limit	Units	Spike Level	Source Result	%REC	%REC Limits	RPD	RPD Limit
Batch: BDC0312 - EPA 200.8 Digested (Continued)										
Matrix Spike Dup (BDC0312-MSD1)		**Source: A26C0176-02**			Prepared: 03/17/26 Analyzed: 03/19/26					
Manganese	1,012		0.200	ug/L	1,000	14.78	100%	70-130%	0.9	15
Nickel	980.9		0.200	ug/L	1,000	2.161	98%	70-130%	2	15
Selenium	1,035		1.000	ug/L	1,000	ND	104%	70-130%	10	25
Silver	438.1		0.200	ug/L	500.0	ND	88%	70-130%	0.5	15
Thallium	919.1		0.100	ug/L	1,000	ND	92%	70-130%	3	15
Zinc	1,011		0.500	ug/L	1,000	11.63	100%	70-130%	2	15
Matrix Spike Dup (BDC0312-MSD2)		**Source: A26C0215-02**			Prepared: 03/17/26 Analyzed: 03/19/26					
Antimony	922.0		0.300	ug/L	1,000	2.927	92%	70-130%	1	15
Arsenic	999.3		0.100	ug/L	1,000	1.481	100%	70-130%	0.5	15
Barium	997.1		0.300	ug/L	1,000	23.38	97%	70-130%	2	15
Beryllium	1,051		0.300	ug/L	1,000	ND	105%	70-130%	2	20
Cadmium	999.4		0.100	ug/L	1,000	ND	100%	70-130%	2	15
Chromium	975.3		0.500	ug/L	1,000	0.451	97%	70-130%	0.5	15
Copper	959.0		0.500	ug/L	1,000	2.440	96%	70-130%	0.9	15
Lead	897.7		0.200	ug/L	1,000	0.432	90%	70-130%	0.5	15
Manganese	1,062		0.200	ug/L	1,000	68.24	99%	70-130%	0.9	15
Nickel	957.0		0.200	ug/L	1,000	1.410	96%	70-130%	0.7	15
Selenium	988.4		1.000	ug/L	1,000	ND	99%	70-130%	4	25
Silver	483.8		0.200	ug/L	500.0	ND	97%	70-130%	1	15
Thallium	923.5		0.100	ug/L	1,000	ND	92%	70-130%	2	15
Zinc	1,034		0.500	ug/L	1,000	58.76	97%	70-130%	0.4	15
Matrix Spike Dup (BDC0312-MSD3)		**Source: A26C0218-01**			Prepared: 03/17/26 Analyzed: 03/19/26					
Antimony	935.8		0.300	ug/L	1,000	0.975	93%	70-130%	3	15
Arsenic	987.4		0.100	ug/L	1,000	0.587	99%	70-130%	3	15
Barium	961.6		0.300	ug/L	1,000	7.924	95%	70-130%	5	15
Beryllium	1,008		0.300	ug/L	1,000	ND	101%	70-130%	5	20
Cadmium	999.6		0.100	ug/L	1,000	ND	100%	70-130%	4	15
Chromium	951.7		0.500	ug/L	1,000	0.422	95%	70-130%	5	15
Copper	1,076		0.500	ug/L	1,000	168.0	91%	70-130%	5	15
Lead	898.2		0.200	ug/L	1,000	3.981	89%	70-130%	4	15
Manganese	980.6		0.200	ug/L	1,000	12.62	97%	70-130%	6	15
Nickel	899.0		0.200	ug/L	1,000	1.440	90%	70-130%	5	15
Selenium	1,008		1.000	ug/L	1,000	ND	101%	70-130%	3	25
Silver	456.4		0.200	ug/L	500.0	0.086	91%	70-130%	6	15

The contents of this report apply to the sample(s) analyzed in accordance with the chain of custody document.
No duplication of this report is allowed, except in its entirety.

Am Test Inc.
13600 NE 126th Place Suite C
Kirkland, WA
(425) 885-1664
www.amtestlab.com

ANALYSIS REPORT

Professional Analytical Services

OnSite Environmental Inc.
14648 NE 95th ST
Redmond, WA 98052
Attention: David Baumeister
Project Name: Onsite (Chem)
Project #: 791014801

Date Received: 03/11/26
Date Reported: 03/25/26

Quality Control
(Continued)

Metals by EPA 200 Series Methods (Continued)

Analyte	Result	Qual	Reporting Limit	Units	Spike Level	Source Result	%REC	%REC Limits	RPD	RPD Limit
Batch: BDC0312 - EPA 200.8 Digested (Continued)										
Matrix Spike Dup (BDC0312-MSD3)		**Source: A26C0218-01**			Prepared: 03/17/26 Analyzed: 03/19/26					
Thallium	902.2		0.100	ug/L	1,000	ND	90%	70-130%	4	15
Zinc	1,495		0.500	ug/L	1,000	609.6	89%	70-130%	4	15
Matrix Spike Dup (BDC0312-MSD4)		**Source: A26C0253-10**			Prepared: 03/17/26 Analyzed: 03/19/26					
Antimony	931.9		0.300	ug/L	1,000	ND	93%	70-130%	2	15
Arsenic	1,008		0.100	ug/L	1,000	0.197	101%	70-130%	3	15
Barium	981.7		0.300	ug/L	1,000	2.630	98%	70-130%	2	15
Beryllium	1,047		0.300	ug/L	1,000	ND	105%	70-130%	3	20
Cadmium	996.4		0.100	ug/L	1,000	ND	100%	70-130%	3	15
Chromium	986.7		0.500	ug/L	1,000	1.274	99%	70-130%	4	15
Copper	957.4		0.500	ug/L	1,000	0.252	96%	70-130%	3	15
Lead	895.1		0.200	ug/L	1,000	ND	90%	70-130%	3	15
Manganese	1,001		0.200	ug/L	1,000	1.159	100%	70-130%	2	15
Nickel	927.2		0.200	ug/L	1,000	0.505	93%	70-130%	4	15
Selenium	977.6		1.000	ug/L	1,000	ND	98%	70-130%	7	25
Silver	457.3		0.200	ug/L	500.0	ND	91%	70-130%	6	15
Thallium	914.2		0.100	ug/L	1,000	ND	91%	70-130%	0.03	15
Zinc	969.0		0.500	ug/L	1,000	0.212	97%	70-130%	3	15
Matrix Spike Dup (BDC0312-MSD5)		**Source: A26C0297-03**			Prepared: 03/17/26 Analyzed: 03/19/26					
Antimony	911.0		0.300	ug/L	1,000	0.271	91%	70-130%	0.7	15
Arsenic	973.5		0.100	ug/L	1,000	0.222	97%	70-130%	0.8	15
Barium	951.6		0.300	ug/L	1,000	4.691	95%	70-130%	0.9	15
Beryllium	1,047		0.300	ug/L	1,000	ND	105%	70-130%	2	20
Cadmium	978.0		0.100	ug/L	1,000	ND	98%	70-130%	0.5	15
Chromium	944.3		0.500	ug/L	1,000	0.478	94%	70-130%	2	15
Copper	931.6		0.500	ug/L	1,000	2.426	93%	70-130%	1	15
Lead	882.8		0.200	ug/L	1,000	0.495	88%	70-130%	0.8	15
Manganese	979.8		0.200	ug/L	1,000	10.24	97%	70-130%	1	15
Nickel	890.5		0.200	ug/L	1,000	0.248	89%	70-130%	2	15
Selenium	962.8		1.000	ug/L	1,000	ND	96%	70-130%	5	25
Silver	434.4		0.200	ug/L	500.0	ND	87%	70-130%	6	15
Thallium	905.5		0.100	ug/L	1,000	ND	91%	70-130%	0.4	15
Zinc	963.9		0.500	ug/L	1,000	13.13	95%	70-130%	0.3	15
Matrix Spike Dup (BDC0312-MSD6)		**Source: A26C0354-01**			Prepared: 03/17/26 Analyzed: 03/19/26					

The contents of this report apply to the sample(s) analyzed in accordance with the chain of custody document.
No duplication of this report is allowed, except in its entirety.

Am Test Inc.
13600 NE 126th Place Suite C
Kirkland, WA
(425) 885-1664
www.amtestlab.com

ANALYSIS REPORT

Professional Analytical Services

OnSite Environmental Inc.
14648 NE 95th ST
Redmond, WA 98052
Attention: David Baumeister
Project Name: Onsite (Chem)
Project #: 791014801

Date Received: 03/11/26
Date Reported: 03/25/26

Quality Control
(Continued)

Metals by EPA 200 Series Methods (Continued)

Analyte	Result	Qual	Reporting Limit	Units	Spike Level	Source Result	%REC	%REC Limits	RPD	RPD Limit
Batch: BDC0312 - EPA 200.8 Digested (Continued)										
Matrix Spike Dup (BDC0312-MSD6)		**Source: A26C0354-01**			Prepared: 03/17/26 Analyzed: 03/19/26					
Antimony	898.7		0.300	ug/L	1,000	21.48	88%	70-130%	2	15
Arsenic	944.9		0.100	ug/L	1,000	0.159	94%	70-130%	2	15
Barium	920.9		0.300	ug/L	1,000	7.021	91%	70-130%	3	15
Beryllium	981.5		0.300	ug/L	1,000	ND	98%	70-130%	5	20
Cadmium	940.3		0.100	ug/L	1,000	0.068	94%	70-130%	0.03	15
Chromium	920.0		0.500	ug/L	1,000	0.304	92%	70-130%	2	15
Copper	903.9		0.500	ug/L	1,000	3.516	90%	70-130%	3	15
Lead	855.8		0.200	ug/L	1,000	0.308	86%	70-130%	0.8	15
Manganese	951.7		0.200	ug/L	1,000	11.06	94%	70-130%	3	15
Nickel	857.8		0.200	ug/L	1,000	ND	86%	70-130%	3	15
Selenium	862.7		1.000	ug/L	1,000	ND	86%	70-130%	5	25
Silver	453.8		0.200	ug/L	500.0	ND	91%	70-130%	1	15
Thallium	866.5		0.100	ug/L	1,000	ND	87%	70-130%	2	15
Zinc	990.5		0.500	ug/L	1,000	68.22	92%	70-130%	1	15
Batch: BDC0452 - No Prep - WetChem										
Blank (BDC0452-BLK1)					Prepared & Analyzed: 03/24/26					
Mercury	ND		0.100	ug/L						
Blank (BDC0452-BLK2)					Prepared & Analyzed: 03/24/26					
Mercury	ND		0.100	ug/L						
LCS (BDC0452-BS1)					Prepared & Analyzed: 03/24/26					
Mercury	0.947		0.100	ug/L	1.000		95%	85-115%		
LCS (BDC0452-BS2)					Prepared & Analyzed: 03/24/26					
Mercury	0.932		0.100	ug/L	1.000		93%	85-115%		
Calibration Blank (BDC0452-CCB1)					Prepared & Analyzed: 03/24/26					
Mercury	0.009			ug/L						
Calibration Blank (BDC0452-CCB2)					Prepared & Analyzed: 03/24/26					
Mercury	0.005			ug/L						
Calibration Blank (BDC0452-CCB3)					Prepared & Analyzed: 03/24/26					

The contents of this report apply to the sample(s) analyzed in accordance with the chain of custody document.
No duplication of this report is allowed, except in its entirety.

Am Test Inc.
13600 NE 126th Place Suite C
Kirkland, WA
(425) 885-1664
www.amtestlab.com

AMTEST LABORATORIES

Professional Analytical Services

ANALYSIS REPORT

Date Received: 03/11/26
Date Reported: 03/25/26

OnSite Environmental Inc.
14648 NE 95th ST
Redmond, WA 98052
Attention: David Baumeister
Project Name: Onsite (Chem)
Project #: 791014801

Quality Control
(Continued)

Metals by EPA 200 Series Methods (Continued)

Analyte	Result	Qual	Reporting Limit	Units	Spike Level	Source Result	%REC	%REC Limits	RPD	RPD Limit
Batch: BDC0452 - No Prep - WetChem (Continued)										
Calibration Blank (BDC0452-CCB3)					Prepared & Analyzed: 03/24/26					
Mercury	0.011			ug/L						
Calibration Check (BDC0452-CCV1)					Prepared & Analyzed: 03/24/26					
Mercury	2.590		0.100	ug/L	2.500		104%	85-115%		
Calibration Check (BDC0452-CCV2)					Prepared & Analyzed: 03/24/26					
Mercury	2.570		0.100	ug/L	2.500		103%	85-115%		
Calibration Check (BDC0452-CCV3)					Prepared & Analyzed: 03/24/26					
Mercury	2.600		0.100	ug/L	2.500		104%	85-115%		
Duplicate (BDC0452-DUP1)		**Source: A26C0233-01**			Prepared & Analyzed: 03/24/26					
Mercury	ND		0.100	ug/L		ND				20
Duplicate (BDC0452-DUP2)		**Source: A26C0321-07**			Prepared & Analyzed: 03/24/26					
Mercury	ND		0.100	ug/L		ND				20
Duplicate (BDC0452-DUP3)		**Source: A26C0367-02**			Prepared & Analyzed: 03/24/26					
Mercury	ND		0.100	ug/L		ND				20
MRL Check (BDC0452-MRL1)					Prepared & Analyzed: 03/24/26					
Mercury	0.190		0.100	ug/L	0.2000		95%	50-150%		
Matrix Spike (BDC0452-MS1)		**Source: A26C0233-01**			Prepared & Analyzed: 03/24/26					
Mercury	2.350		0.100	ug/L	2.500	ND	94%	70-130%		
Matrix Spike (BDC0452-MS2)		**Source: A26C0321-07**			Prepared & Analyzed: 03/24/26					
Mercury	2.640		0.100	ug/L	2.500	ND	106%	70-130%		
Matrix Spike (BDC0452-MS3)		**Source: A26C0367-02**			Prepared & Analyzed: 03/24/26					
Mercury	2.290		0.100	ug/L	2.500	ND	92%	70-130%		

The contents of this report apply to the sample(s) analyzed in accordance with the chain of custody document.
No duplication of this report is allowed, except in its entirety.

Am Test Inc.
13600 NE 126th Place Suite C
Kirkland, WA
(425) 885-1664
www.amtestlab.com

ANALYSIS REPORT

Professional Analytical Services

OnSite Environmental Inc.
14648 NE 95th ST
Redmond, WA 98052
Attention: David Baumeister
Project Name: Onsite (Chem)
Project #: 791014801

Date Received: 03/11/26
Date Reported: 03/25/26

Notes and Definitions

Item	Definition
U	The compound was analyzed for but was not detected (Non-detect) at or above the MRL/MDL.
Dry	Sample results reported on a dry weight basis.
ND	Analyte NOT DETECTED at or above the reporting limit.
RPD	Relative Percent Difference
%REC	Percent Recovery
Source	Sample that was matrix spiked or duplicated.

The contents of this report apply to the sample(s) analyzed in accordance with the chain of custody document.
No duplication of this report is allowed, except in its entirety.

A26C0259

OnSite Environmental Inc.

14648 NE 95th Street, Redmond, WA 98052 · (425) 883-3881

Laboratory Reference #: 03-147

Laboratory: AmTest Laboratories

Attention: Aaron Young

13600 NE 126th Pl Kirkland, WA 98034

Phone Number: (425) 885-1664

Turnaround Request

1 Day | 2 Day | 3 Day

Standard

Other: _____

Project Manager: David Baumeister

email: dbaumeister@onsite-env.com

Project Number: 791014801

Project Name: _____

Lab ID	Sample Identification	Date Sampled	Time Sampled	Matrix	# of Cont.	Requested Analyses
01	MW-6	3/10/26	15:22	W	3	Phase II/V IOC
02	MW-9	3/10/26	10:28	W	3	Phase II/V IOC

	Signature	Company	Date	Time	Comments/Special Instructions
Relinquished by:		OSE	3-11	15:25	4.9°C
Received by:		Amtest	3-11-26	1525	
Relinquished by:					
Received by:					
Relinquished by:					
Received by:					

Anatek Labs, Inc.

Anatek Moscow - 1282 Alturas Drive - Moscow, ID 83843 - 208-883-2839 - moscow@anateklabs.com - FL NELAP E87893
Anatek Spokane - 504 E Sprague Ste. D - Spokane, WA 99202 - 509-838-3999 - spokane@anateklabs.com - FL NELAP E871099
Anatek Yakima - 4802 Tieton Drive - Yakima, WA 98908 - 509-225-9404 - yakima@anateklabs.com - FL NELAP E871190
Anatek Wenatchee - 3019 Gs Center Rd - Wenatchee, WA 98801 - 509-701-8362

Client:	OnSite Environmental, Inc.	Work Order:	WGC0563
Address:	14648 NE. 95th St.	Project:	03-147/791014801
	Redmond, WA 98052	Reported:	4/2/2026 21:34
Attn:	David Baumeister		

Analytical Results Report

System ID#		System Name:	**OnSite Environmental, Inc.**		
Reference Number:	**WGC0563-01**	Collect Date:	**03/10/26 15:22**	County:	
DOH Source #:		Sample Type:		Multiple Source Nos:	
Matrix:	**Drinking Water**	Composition:	**S - Single source samples**		
Date Received:	**03/16/26 10:39**	Sample Purpose:	**O - Other**		
Sample Location:	**MW-6**				

Lab/Sample Number: 125-56301

General Pesticides

DOH #	Analyte	Result	Units	LRL	SDRL	Trigger	MCL/SAL	Analyzed	Analyst	Method	Qualifier
0033	Endrin	ND	ug/L	0.0100	0.01	0.01	2	3/20/26 1:27	TAZ	EPA 505	
0034	Lindane (BHC-gamma)	ND	ug/L	0.0200	0.02	0.02	0.2	3/20/26 1:27	TAZ	EPA 505	
0035	Methoxychlor	ND	ug/L	0.100	0.1	0.1	40	3/20/26 1:27	TAZ	EPA 505	
0036	Toxaphene	ND	ug/L	1.00	1	1	3	3/20/26 1:27	TAZ	EPA 505	
0117	Alachlor	ND	ug/L	0.200	0.2	0.2	2	3/20/26 6:16	BMM	EPA 525.2	
0119	Atrazine	ND	ug/L	0.100	0.1	0.1	3	3/20/26 6:16	BMM	EPA 525.2	
0120	Benzo[a]pyrene	ND	ug/L	0.0200	0.02	0.02	0.2	3/20/26 6:16	BMM	EPA 525.2	
0122	Chlordane (Total)	ND	ug/L	0.200	0.2	0.2	2	3/20/26 1:27	TAZ	EPA 505	
0124	Di (2-ethylhexyl) adipate	ND	ug/L	0.600	0.6	0.6	400	3/20/26 6:16	BMM	EPA 525.2	
0125	Di (2-ethylhexyl) phthalate	0.173	ug/L	0.600	0.6	0.6	6	3/20/26 6:16	BMM	EPA 525.2	
0126	Heptachlor	ND	ug/L	0.0400	0.04	0.04	0.4	3/20/26 1:27	TAZ	EPA 505	
0127	Heptachlor epoxide	ND	ug/L	0.0200	0.02	0.02	0.2	3/20/26 1:27	TAZ	EPA 505	
0128	Hexachlorobenzene	ND	ug/L	0.100	0.1	0.1	1	3/20/26 6:16	BMM	EPA 525.2	
0129	Hexachlorocyclopentadiene	ND	ug/L	0.100	0.1	0.1	50	3/20/26 6:16	BMM	EPA 525.2	
0133	Simazine	ND	ug/L	0.0700	0.07	0.07	4	3/20/26 6:16	BMM	EPA 525.2	
0118	Aldrin	ND	ug/L	0.100	0.1	0.1		3/20/26 1:27	TAZ	EPA 505	
0121	Butachlor	ND	ug/L	0.100	0.1	0.1		3/20/26 6:16	BMM	EPA 525.2	
0123	Dieldrin	ND	ug/L	0.100	0.1	0.1		3/20/26 1:27	TAZ	EPA 505	
0130	Metolachlor	ND	ug/L	0.100	0.1	0.1		3/20/26 6:16	BMM	EPA 525.2	
0131	Metribuzin	ND	ug/L	0.100	0.1	0.1		3/20/26 6:16	BMM	EPA 525.2	
0132	Propachlor	ND	ug/L	0.100	0.1	0.1		3/20/26 6:16	BMM	EPA 525.2	
0254	Fluorene	ND	ug/L	0.200	0.2	0.2		3/20/26 6:16	BMM	EPA 525.2	
0173	Arochlor 1221 (1)	ND	ug/L	20.0	20	20		3/20/26 1:27	TAZ	EPA 505	
0174	Arochlor 1232 (1)	ND	ug/L	0.500	0.5	0.5		3/20/26 1:27	TAZ	EPA 505	
0175	Arochlor 1242 (1)	ND	ug/L	0.300	0.3	0.3		3/20/26 1:27	TAZ	EPA 505	
0176	Arochlor 1248 (1)	ND	ug/L	0.100	0.1	0.1		3/20/26 1:27	TAZ	EPA 505	
0177	Arochlor 1254 (1)	ND	ug/L	0.100	0.1	0.1		3/20/26 1:27	TAZ	EPA 505	
0178	Arochlor 1260 (1)	ND	ug/L	0.200	0.2	0.2		3/20/26 1:27	TAZ	EPA 505	
0179	Bromacil	ND	ug/L	0.100	0.1	0.1		3/20/26 6:16	BMM	EPA 525.2	
0180	Arochlor 1016 (1)	ND	ug/L	0.0800	0.08	0.08		3/20/26 1:27	TAZ	EPA 505	
0190	Terbacil	ND	ug/L	0.100	0.1	0.1		3/20/26 6:16	BMM	EPA 525.2	
0208	EPTC	ND	ug/L	0.100	0.1	0.1		3/20/26 6:16	BMM	EPA 525.2	

Anatek Labs, Inc.

Anatek Moscow - 1282 Alturas Drive - Moscow, ID 83843 - 208-883-2839 - moscow@anateklabs.com - FL NELAP E87893
Anatek Spokane - 504 E Sprague Ste. D - Spokane, WA 99202 - 509-838-3999 - spokane@anateklabs.com - FL NELAP E871099
Anatek Yakima - 4802 Tieton Drive - Yakima, WA 98908 - 509-225-9404 - yakima@anateklabs.com - FL NELAP E871190
Anatek Wenatchee - 3019 Gs Center Rd - Wenatchee, WA 98801 - 509-701-8362

Client:	OnSite Environmental, Inc.	Work Order:	WGC0563
Address:	14648 NE. 95th St.	Project:	03-147/791014801
	Redmond, WA 98052	Reported:	4/2/2026 21:34
Attn:	David Baumeister		

Analytical Results Report

System ID#		System Name:	**OnSite Environmental, Inc.**		
Reference Number:	**WGC0563-01**	Collect Date:	**03/10/26 15:22**	County:	
DOH Source #:		Sample Type:		Multiple Source Nos:	
Matrix:	**Drinking Water**	Composition:	**S - Single source samples**		
Date Received:	**03/16/26 10:39**	Sample Purpose:	**O - Other**		
Sample Location:	**MW-6**				

Lab/Sample Number: 125-56301

General Pesticides (Continued)

DOH #	Analyte	Result	Units	LRL	SDRL	Trigger	MCL/SAL	Analyzed	Analyst	Method	Qualifier
0218	Molinate	ND	ug/L	0.100	0.1	0.1	0.1	3/20/26 6:16	BMM	EPA 525.2	
0232	4,4'-DDD	ND	ug/L	0.100	0.1	0.1		3/20/26 1:27	TAZ	EPA 505	
0233	4,4'-DDE	ND	ug/L	0.100	0.1	0.1		3/20/26 1:27	TAZ	EPA 505	
0234	4,4'-DDT	ND	ug/L	0.100	0.1	0.1		3/20/26 1:27	TAZ	EPA 505	
0243	Trifluralin	ND	ug/L	0.100	0.1	0.1		3/20/26 6:16	BMM	EPA 525.2	
0244	Acenaphthylene	ND	ug/L	0.200	0.2	0.2		3/20/26 6:16	BMM	EPA 525.2	
0246	Anthracene	ND	ug/L	0.200	0.2	0.2		3/20/26 6:16	BMM	EPA 525.2	
0247	Benzo[a]anthracene	ND	ug/L	0.200	0.2	0.2		3/20/26 6:16	BMM	EPA 525.2	
0248	Benzo[b]fluoranthene	ND	ug/L	0.200	0.2	0.2		3/20/26 6:16	BMM	EPA 525.2	
0250	Benzo[k]fluoranthene	ND	ug/L	0.200	0.2	0.2		3/20/26 6:16	BMM	EPA 525.2	
0251	Chrysene	ND	ug/L	0.200	0.2	0.2		3/20/26 6:16	BMM	EPA 525.2	
0256	Phenanthrene	ND	ug/L	0.200	0.2	0.2		3/20/26 6:16	BMM	EPA 525.2	
0257	Pyrene	ND	ug/L	0.200	0.2	0.2		3/20/26 6:16	BMM	EPA 525.2	
0258	Benzyl Butyl Phthalate	ND	ug/L	1.00	1	1.0		3/20/26 6:16	BMM	EPA 525.2	
0259	Di-n-butyl phthalate	0.119	ug/L	1.00	1	1.0		3/20/26 6:16	BMM	EPA 525.2	
0260	Diethyl phthalate	ND	ug/L	1.00	1	1.0		3/20/26 6:16	BMM	EPA 525.2	
0261	Dimethyl phthalate	ND	ug/L	1.00	1	1.0		3/20/26 6:16	BMM	EPA 525.2	
0153	PCB (as total arochlors)	ND	ug/L	0.500	0	--	0.5	3/20/26 1:27	TAZ	EPA 505	

Herbicides

DOH #	Analyte	Result	Units	LRL	SDRL	Trigger	MCL/SAL	Analyzed	Analyst	Method	Qualifier
0137	Dalapon	ND	ug/L	1.00	1	1	200	3/26/26 23:05	EWO	EPA 515.4	
0037	2,4-D	ND	ug/L	0.100	0.1	0.1	70	3/26/26 22:30	EWO	EPA 515.4	
0038	2,4,5-TP (Silvex)	ND	ug/L	0.200	0.2	0.2	50	3/26/26 22:30	EWO	EPA 515.4	
0134	Pentachlorophenol	ND	ug/L	0.0400	0.04	0.04	1	3/26/26 22:30	EWO	EPA 515.4	
0139	Dinoseb	ND	ug/L	0.200	0.2	0.2	7	3/26/26 22:30	EWO	EPA 515.4	
0140	Picloram	ND	ug/L	0.100	0.1	0.1	500	3/26/26 22:30	EWO	EPA 515.4	
0138	Dicamba	ND	ug/L	0.200	0.2	0.2		3/26/26 22:30	EWO	EPA 515.4	
0136	2,4,5-T	ND	ug/L	0.400	0.4	0.4		3/26/26 22:30	EWO	EPA 515.4	
0220	Bentazon	ND	ug/L	0.500	0.5	0.5		3/26/26 22:30	EWO	EPA 515.4	
0221	Dichlorprop	ND	ug/L	0.500	0.5	0.5		3/26/26 22:30	EWO	EPA 515.4	
0223	Acifluorofen	ND	ug/L	1.00	2	2.0		3/26/26 22:30	EWO	EPA 515.4	

Anatek Labs, Inc.

Anatek Moscow - 1282 Alturas Drive - Moscow, ID 83843 - 208-883-2839 - moscow@anateklabs.com - FL NELAP E87893
Anatek Spokane - 504 E Sprague Ste. D - Spokane, WA 99202 - 509-838-3999 - spokane@anateklabs.com - FL NELAP E871099
Anatek Yakima - 4802 Tieton Drive - Yakima, WA 98908 - 509-225-9404 - yakima@anateklabs.com - FL NELAP E871190
Anatek Wenatchee - 3019 Gs Center Rd - Wenatchee, WA 98801 - 509-701-8362

Client:	OnSite Environmental, Inc.	Work Order:	WGC0563
Address:	14648 NE. 95th St.	Project:	03-147/791014801
	Redmond, WA 98052	Reported:	4/2/2026 21:34
Attn:	David Baumeister		

Analytical Results Report

System ID#		System Name:	**OnSite Environmental, Inc.**		
Reference Number:	**WGC0563-01**	Collect Date:	**03/10/26 15:22**	County:	
DOH Source #:		Sample Type:		Multiple Source Nos:	
Matrix:	**Drinking Water**	Composition:	**S - Single source samples**		
Date Received:	**03/16/26 10:39**	Sample Purpose:	**O - Other**		
Sample Location:	**MW-6**				

Lab/Sample Number: 125-56301

Herbicides (Continued)

DOH #	Analyte	Result	Units	LRL	SDRL	Trigger	MCL/SAL	Analyzed	Analyst	Method	Qualifier
0225	DCPA (Acid Metabolites)	ND	ug/L	0.0200	0.1	0.1		3/26/26 22:30	EWO	EPA 515.4	
0226	3,5-Dichlorobenzoic Acid	ND	ug/L	0.500	0.5	0.5		3/26/26 22:30	EWO	EPA 515.4	
0135	2,4-DB	ND	ug/L	1.00	1	1.0		3/26/26 22:30	EWO	EPA 515.4	

Insecticides/Carbamates

DOH #	Analyte	Result	Units	LRL	SDRL	Trigger	MCL/SAL	Analyzed	Analyst	Method	Qualifier
0146	Carbofuran	ND	ug/L	0.900	0.9	0.9	40	3/24/26 7:57	BKP	EPA 531.2	
0148	Oxamyl (Vydate)	ND	ug/L	2.00	2	2	200	3/24/26 7:57	BKP	EPA 531.2	
0142	Aldicarb	ND	ug/L	0.500	0.5	0.5	3	3/24/26 7:57	BKP	EPA 531.2	
0143	Aldicarb Sulfone	ND	ug/L	0.800	0.8	0.8	2	3/24/26 7:57	BKP	EPA 531.2	
0144	Aldicarb Sulfoxide	ND	ug/L	0.500	0.5	0.5	4	3/24/26 7:57	BKP	EPA 531.2	
0145	Carbaryl	ND	ug/L	2.00	2	2.0		3/24/26 7:57	BKP	EPA 531.2	
0147	Methomyl	ND	ug/L	4.00	4	4.0		3/24/26 7:57	BKP	EPA 531.2	

Diquat

DOH #	Analyte	Result	Units	LRL	SDRL	Trigger	MCL/SAL	Analyzed	Analyst	Method	Qualifier
0150	Diquat	ND	ug/L	0.400	0.4	0.4	20	4/1/26 12:25	JBC	EPA 549.2	

Endothall

DOH #	Analyte	Result	Units	LRL	SDRL	Trigger	MCL/SAL	Analyzed	Analyst	Method	Qualifier
0151	Endothall	ND	ug/L	9.00	9	9	100	3/17/26 19:31	TGT	EPA 548.1	

Glyphosate

DOH #	Analyte	Result	Units	LRL	SDRL	Trigger	MCL/SAL	Analyzed	Analyst	Method	Qualifier
0152	Glyphosate	ND	ug/L	5.00	6	6	700	3/17/26 21:57	BKP	EPA 547	

Volatile Organic Compounds

DOH #	Analyte	Result	Units	LRL	SDRL	Trigger	MCL/SAL	Analyzed	Analyst	Method	Qualifier
0079	1,2,3-Trichloropropane	ND	ug/L	0.500	0.5	0.5		3/24/26 4:46	TAZ	EPA 504.1	
0102	EDB	ND	ug/L	0.0100	0.01	0.01	0.05	3/24/26 4:46	TAZ	EPA 504.1	
0103	DBCP	ND	ug/L	0.0200	0.02	0.02	0.2	3/24/26 4:46	TAZ	EPA 504.1	

Not on WA Template

Anatek Labs, Inc.

Anatek Moscow - 1282 Alturas Drive - Moscow, ID 83843 - 208-883-2839 - moscow@anateklabs.com - FL NELAP E87893
Anatek Spokane - 504 E Sprague Ste. D - Spokane, WA 99202 - 509-838-3999 - spokane@anateklabs.com - FL NELAP E871099
Anatek Yakima - 4802 Tieton Drive - Yakima, WA 98908 - 509-225-9404 - yakima@anateklabs.com - FL NELAP E871190
Anatek Wenatchee - 3019 Gs Center Rd - Wenatchee, WA 98801 - 509-701-8362

Client:	OnSite Environmental, Inc.	Work Order:	WGC0563
Address:	14648 NE. 95th St.	Project:	03-147/791014801
	Redmond, WA 98052	Reported:	4/2/2026 21:34
Attn:	David Baumeister		

Analytical Results Report

System ID#		System Name:	**OnSite Environmental, Inc.**		
Reference Number:	**WGC0563-01**	Collect Date:	**03/10/26 15:22**	County:	
DOH Source #:		Sample Type:		Multiple Source Nos:	
Matrix:	**Drinking Water**	Composition:	**S - Single source samples**		
Date Received:	**03/16/26 10:39**	Sample Purpose:	**O - Other**		
Sample Location:	**MW-6**				

Lab/Sample Number: 125-56301

DOH #	Analyte	Result	Units	LRL	SDRL	Trigger	MCL/SAL	Analyzed	Analyst	Method	Qualifier
	Endrin ketone	ND	ug/L	0.100				3/20/26 1:27	TAZ	EPA 505	
	Endosulfan sulfate	ND	ug/L	0.100				3/20/26 1:27	TAZ	EPA 505	
	Endosulfan II	ND	ug/L	0.100				3/20/26 1:27	TAZ	EPA 505	
	Endosulfan I	ND	ug/L	0.100				3/20/26 1:27	TAZ	EPA 505	
	delta-BHC	ND	ug/L	0.100				3/20/26 1:27	TAZ	EPA 505	
	beta-BHC	ND	ug/L	0.100				3/20/26 1:27	TAZ	EPA 505	
	alpha-BHC	ND	ug/L	0.100				3/20/26 1:27	TAZ	EPA 505	
	Endrin aldehyde	ND	ug/L	0.100				3/20/26 1:27	TAZ	EPA 505	
	Chlorpyrifos	ND	ug/L	0.200				3/20/26 6:16	BMM	EPA 525.2	
	Pronamide	ND	ug/L	0.200				3/20/26 6:16	BMM	EPA 525.2	
	Permethrin	ND	ug/L	0.200				3/20/26 6:16	BMM	EPA 525.2	
	Parathion ethyl	ND	ug/L	0.200				3/20/26 6:16	BMM	EPA 525.2	
	MCPA	ND	ug/L	0.200				3/20/26 6:16	BMM	EPA 525.2	
	Fluoranthene	ND	ug/L	0.200				3/20/26 6:16	BMM	EPA 525.2	
	Ethyl parathion	ND	ug/L	0.200				3/20/26 6:16	BMM	EPA 525.2	
	Triadimefon	ND	ug/L	0.200				3/20/26 6:16	BMM	EPA 525.2	
0183	Prometon	ND	ug/L	0.200		0.2		3/20/26 6:16	BMM	EPA 525.2	
0202	Diazinon	ND	ug/L	0.200		0.2		3/20/26 6:16	BMM	EPA 525.2	
0236	Cyanizine	ND	ug/L	0.200		0.2		3/20/26 6:16	BMM	EPA 525.2	
0239	Malathion	ND	ug/L	0.200		0.2		3/20/26 6:16	BMM	EPA 525.2	
0245	Acenaphthene	ND	ug/L	0.200		0.2		3/20/26 6:16	BMM	EPA 525.2	
0249	Benzo(g,h,i)perylene	ND	ug/L	0.200		0.2		3/20/26 6:16	BMM	EPA 525.2	
0252	Dibenz(a,h)anthracene	ND	ug/L	0.200		0.2		3/20/26 6:16	BMM	EPA 525.2	
0255	Indeno(1,2,3-cd)pyrene	ND	ug/L	0.200		0.2		3/20/26 6:16	BMM	EPA 525.2	
0274	Pendimethalin	ND	ug/L	0.200				3/20/26 6:16	BMM	EPA 525.2	
	Propoxur	ND	ug/L	1.00				3/24/26 7:57	BKP	EPA 531.2	
0141	3-Hydroxycarbofuran	ND	ug/L	2.00				3/24/26 7:57	BKP	EPA 531.2	
0327	Methiocarb	ND	ug/L	1.00				3/24/26 7:57	BKP	EPA 531.2	
0224	Chloramben	ND	ug/L	0.200		0.2		3/26/26 22:30	EWO	EPA 515.4	
	Surrogate: TCX - 2,4,5,6-tetrachloro	*114%*		*70-130*				*3/24/26 5:12*	*TAZ*	*EPA 504.1*	
	Surrogate: DCB	*106%*		*70-130*				*3/20/26 1:27*	*TAZ*	*EPA 505*	
	Surrogate: BDMC	*98.1%*		*70-130*				*3/24/26 7:57*	*BKP*	*EPA 531.2*	

Anatek Labs, Inc.

Anatek Moscow - 1282 Alturas Drive - Moscow, ID 83843 - 208-883-2839 - moscow@anateklabs.com - FL NELAP E87893
Anatek Spokane - 504 E Sprague Ste. D - Spokane, WA 99202 - 509-838-3999 - spokane@anateklabs.com - FL NELAP E871099
Anatek Yakima - 4802 Tieton Drive - Yakima, WA 98908 - 509-225-9404 - yakima@anateklabs.com - FL NELAP E871190
Anatek Wenatchee - 3019 Gs Center Rd - Wenatchee, WA 98801 - 509-701-8362

Client:	OnSite Environmental, Inc.	Work Order:	WGC0563
Address:	14648 NE. 95th St.	Project:	03-147/791014801
	Redmond, WA 98052	Reported:	4/2/2026 21:34
Attn:	David Baumeister		

Analytical Results Report

System ID#		System Name:	**OnSite Environmental, Inc.**		
Reference Number:	**WGC0563-02**	Collect Date:	**03/10/26 10:28**	County:	
DOH Source #:		Sample Type:		Multiple Source Nos:	
Matrix:	**Drinking Water**	Composition:	**S - Single source samples**		
Date Received:	**03/16/26 10:39**	Sample Purpose:	**O - Other**		
Sample Location:	**MW-9**				

Lab/Sample Number: 125-56302

General Pesticides

DOH #	Analyte	Result	Units	LRL	SDRL	Trigger	MCL/SAL	Analyzed	Analyst	Method	Qualifier
0033	Endrin	ND	ug/L	0.0100	0.01	0.01	2	3/20/26 1:44	TAZ	EPA 505	
0034	Lindane (BHC-gamma)	ND	ug/L	0.0200	0.02	0.02	0.2	3/20/26 1:44	TAZ	EPA 505	
0035	Methoxychlor	ND	ug/L	0.100	0.1	0.1	40	3/20/26 1:44	TAZ	EPA 505	
0036	Toxaphene	ND	ug/L	1.00	1	1	3	3/20/26 1:44	TAZ	EPA 505	
0117	Alachlor	ND	ug/L	0.200	0.2	0.2	2	3/20/26 6:50	BMM	EPA 525.2	
0119	Atrazine	ND	ug/L	0.100	0.1	0.1	3	3/20/26 6:50	BMM	EPA 525.2	
0120	Benzo[a]pyrene	ND	ug/L	0.0200	0.02	0.02	0.2	3/20/26 6:50	BMM	EPA 525.2	
0122	Chlordane (Total)	ND	ug/L	0.200	0.2	0.2	2	3/20/26 1:44	TAZ	EPA 505	
0124	Di (2-ethylhexyl) adipate	ND	ug/L	0.600	0.6	0.6	400	3/20/26 6:50	BMM	EPA 525.2	
0125	Di (2-ethylhexyl) phthalate	ND	ug/L	0.600	0.6	0.6	6	3/20/26 6:50	BMM	EPA 525.2	
0126	Heptachlor	ND	ug/L	0.0400	0.04	0.04	0.4	3/20/26 1:44	TAZ	EPA 505	
0127	Heptachlor epoxide	ND	ug/L	0.0200	0.02	0.02	0.2	3/20/26 1:44	TAZ	EPA 505	
0128	Hexachlorobenzene	ND	ug/L	0.100	0.1	0.1	1	3/20/26 6:50	BMM	EPA 525.2	
0129	Hexachlorocyclopentadiene	ND	ug/L	0.100	0.1	0.1	50	3/20/26 6:50	BMM	EPA 525.2	
0133	Simazine	ND	ug/L	0.0700	0.07	0.07	4	3/20/26 6:50	BMM	EPA 525.2	
0118	Aldrin	ND	ug/L	0.100	0.1	0.1		3/20/26 1:44	TAZ	EPA 505	
0121	Butachlor	ND	ug/L	0.100	0.1	0.1		3/20/26 6:50	BMM	EPA 525.2	
0123	Dieldrin	ND	ug/L	0.100	0.1	0.1		3/20/26 1:44	TAZ	EPA 505	
0130	Metolachlor	ND	ug/L	0.100	0.1	0.1		3/20/26 6:50	BMM	EPA 525.2	
0131	Metribuzin	ND	ug/L	0.100	0.1	0.1		3/20/26 6:50	BMM	EPA 525.2	
0132	Propachlor	ND	ug/L	0.100	0.1	0.1		3/20/26 6:50	BMM	EPA 525.2	
0254	Fluorene	ND	ug/L	0.200	0.2	0.2		3/20/26 6:50	BMM	EPA 525.2	
0173	Arochlor 1221 (1)	ND	ug/L	20.0	20	20		3/20/26 1:44	TAZ	EPA 505	
0174	Arochlor 1232 (1)	ND	ug/L	0.500	0.5	0.5		3/20/26 1:44	TAZ	EPA 505	
0175	Arochlor 1242 (1)	ND	ug/L	0.300	0.3	0.3		3/20/26 1:44	TAZ	EPA 505	
0176	Arochlor 1248 (1)	ND	ug/L	0.100	0.1	0.1		3/20/26 1:44	TAZ	EPA 505	
0177	Arochlor 1254 (1)	ND	ug/L	0.100	0.1	0.1		3/20/26 1:44	TAZ	EPA 505	
0178	Arochlor 1260 (1)	ND	ug/L	0.200	0.2	0.2		3/20/26 1:44	TAZ	EPA 505	
0179	Bromacil	ND	ug/L	0.100	0.1	0.1		3/20/26 6:50	BMM	EPA 525.2	
0180	Arochlor 1016 (1)	ND	ug/L	0.0800	0.08	0.08		3/20/26 1:44	TAZ	EPA 505	
0190	Terbacil	ND	ug/L	0.100	0.1	0.1		3/20/26 6:50	BMM	EPA 525.2	
0208	EPTC	ND	ug/L	0.100	0.1	0.1		3/20/26 6:50	BMM	EPA 525.2	

Anatek Labs, Inc.

Anatek Moscow - 1282 Alturas Drive - Moscow, ID 83843 - 208-883-2839 - moscow@anateklabs.com - FL NELAP E87893
Anatek Spokane - 504 E Sprague Ste. D - Spokane, WA 99202 - 509-838-3999 - spokane@anateklabs.com - FL NELAP E871099
Anatek Yakima - 4802 Tieton Drive - Yakima, WA 98908 - 509-225-9404 - yakima@anateklabs.com - FL NELAP E871190
Anatek Wenatchee - 3019 Gs Center Rd - Wenatchee, WA 98801 - 509-701-8362

Client:	OnSite Environmental, Inc.	Work Order:	WGC0563
Address:	14648 NE. 95th St.	Project:	03-147/791014801
	Redmond, WA 98052	Reported:	4/2/2026 21:34
Attn:	David Baumeister		

Analytical Results Report

System ID#		System Name:	**OnSite Environmental, Inc.**		
Reference Number:	**WGC0563-02**	Collect Date:	**03/10/26 10:28**	County:	
DOH Source #:		Sample Type:		Multiple Source Nos:	
Matrix:	**Drinking Water**	Composition:	**S - Single source samples**		
Date Received:	**03/16/26 10:39**	Sample Purpose:	**O - Other**		
Sample Location:	**MW-9**				

Lab/Sample Number: 125-56302

General Pesticides (Continued)

DOH #	Analyte	Result	Units	LRL	SDRL	Trigger	MCL/SAL	Analyzed	Analyst	Method	Qualifier
0218	Molinate	ND	ug/L	0.100	0.1	0.1	0.1	3/20/26 6:50	BMM	EPA 525.2	
0232	4,4'-DDD	ND	ug/L	0.100	0.1	0.1		3/20/26 1:44	TAZ	EPA 505	
0233	4,4'-DDE	ND	ug/L	0.100	0.1	0.1		3/20/26 1:44	TAZ	EPA 505	
0234	4,4'-DDT	ND	ug/L	0.100	0.1	0.1		3/20/26 1:44	TAZ	EPA 505	
0243	Trifluralin	ND	ug/L	0.100	0.1	0.1		3/20/26 6:50	BMM	EPA 525.2	
0244	Acenaphthylene	ND	ug/L	0.200	0.2	0.2		3/20/26 6:50	BMM	EPA 525.2	
0246	Anthracene	ND	ug/L	0.200	0.2	0.2		3/20/26 6:50	BMM	EPA 525.2	
0247	Benzo[a]anthracene	ND	ug/L	0.200	0.2	0.2		3/20/26 6:50	BMM	EPA 525.2	
0248	Benzo[b]fluoranthene	ND	ug/L	0.200	0.2	0.2		3/20/26 6:50	BMM	EPA 525.2	
0250	Benzo[k]fluoranthene	ND	ug/L	0.200	0.2	0.2		3/20/26 6:50	BMM	EPA 525.2	
0251	Chrysene	ND	ug/L	0.200	0.2	0.2		3/20/26 6:50	BMM	EPA 525.2	
0256	Phenanthrene	ND	ug/L	0.200	0.2	0.2		3/20/26 6:50	BMM	EPA 525.2	
0257	Pyrene	ND	ug/L	0.200	0.2	0.2		3/20/26 6:50	BMM	EPA 525.2	
0258	Benzyl Butyl Phthalate	ND	ug/L	1.00	1	1.0		3/20/26 6:50	BMM	EPA 525.2	
0259	Di-n-butyl phthalate	ND	ug/L	1.00	1	1.0		3/20/26 6:50	BMM	EPA 525.2	
0260	Diethyl phthalate	ND	ug/L	1.00	1	1.0		3/20/26 6:50	BMM	EPA 525.2	
0261	Dimethyl phthalate	ND	ug/L	1.00	1	1.0		3/20/26 6:50	BMM	EPA 525.2	
0153	PCB (as total arochlors)	ND	ug/L	0.500	0	--	0.5	3/20/26 1:44	TAZ	EPA 505	

Herbicides

DOH #	Analyte	Result	Units	LRL	SDRL	Trigger	MCL/SAL	Analyzed	Analyst	Method	Qualifier
0137	Dalapon	ND	ug/L	1.00	1	1	200	3/26/26 23:39	EWO	EPA 515.4	
0037	2,4-D	ND	ug/L	0.100	0.1	0.1	70	3/26/26 23:05	EWO	EPA 515.4	
0038	2,4,5-TP (Silvex)	ND	ug/L	0.200	0.2	0.2	50	3/26/26 23:05	EWO	EPA 515.4	
0134	Pentachlorophenol	ND	ug/L	0.0400	0.04	0.04	1	3/26/26 23:05	EWO	EPA 515.4	
0139	Dinoseb	ND	ug/L	0.200	0.2	0.2	7	3/26/26 23:05	EWO	EPA 515.4	
0140	Picloram	ND	ug/L	0.100	0.1	0.1	500	3/26/26 23:05	EWO	EPA 515.4	
0138	Dicamba	ND	ug/L	0.200	0.2	0.2		3/26/26 23:05	EWO	EPA 515.4	
0136	2,4,5-T	ND	ug/L	0.400	0.4	0.4		3/26/26 23:05	EWO	EPA 515.4	
0220	Bentazon	ND	ug/L	0.500	0.5	0.5		3/26/26 23:05	EWO	EPA 515.4	
0221	Dichlorprop	ND	ug/L	0.500	0.5	0.5		3/26/26 23:05	EWO	EPA 515.4	
0223	Acifluorofen	ND	ug/L	1.00	2	2.0		3/26/26 23:05	EWO	EPA 515.4	

Anatek Labs, Inc.

Anatek Moscow - 1282 Alturas Drive - Moscow, ID 83843 - 208-883-2839 - moscow@anateklabs.com - FL NELAP E87893
Anatek Spokane - 504 E Sprague Ste. D - Spokane, WA 99202 - 509-838-3999 - spokane@anateklabs.com - FL NELAP E871099
Anatek Yakima - 4802 Tieton Drive - Yakima, WA 98908 - 509-225-9404 - yakima@anateklabs.com - FL NELAP E871190
Anatek Wenatchee - 3019 Gs Center Rd - Wenatchee, WA 98801 - 509-701-8362

Client:	OnSite Environmental, Inc.	Work Order:	WGC0563
Address:	14648 NE. 95th St.	Project:	03-147/791014801
	Redmond, WA 98052	Reported:	4/2/2026 21:34
Attn:	David Baumeister		

Analytical Results Report

System ID#		System Name:	**OnSite Environmental, Inc.**		
Reference Number:	**WGC0563-02**	Collect Date:	**03/10/26 10:28**	County:	
DOH Source #:		Sample Type:		Multiple Source Nos:	
Matrix:	**Drinking Water**	Composition:	**S - Single source samples**		
Date Received:	**03/16/26 10:39**	Sample Purpose:	**O - Other**		
Sample Location:	**MW-9**				

Lab/Sample Number: 125-56302

Herbicides (Continued)

DOH #	Analyte	Result	Units	LRL	SDRL	Trigger	MCL/SAL	Analyzed	Analyst	Method	Qualifier
0225	DCPA (Acid Metabolites)	ND	ug/L	0.0200	0.1	0.1		3/26/26 23:05	EWO	EPA 515.4	
0226	3,5-Dichlorobenzoic Acid	ND	ug/L	0.500	0.5	0.5		3/26/26 23:05	EWO	EPA 515.4	
0135	2,4-DB	ND	ug/L	1.00	1	1.0		3/26/26 23:05	EWO	EPA 515.4	

Insecticides/Carbamates

DOH #	Analyte	Result	Units	LRL	SDRL	Trigger	MCL/SAL	Analyzed	Analyst	Method	Qualifier
0146	Carbofuran	ND	ug/L	0.900	0.9	0.9	40	3/24/26 8:53	BKP	EPA 531.2	
0148	Oxamyl (Vydate)	ND	ug/L	2.00	2	2	200	3/24/26 8:53	BKP	EPA 531.2	
0142	Aldicarb	ND	ug/L	0.500	0.5	0.5	3	3/24/26 8:53	BKP	EPA 531.2	
0143	Aldicarb Sulfone	ND	ug/L	0.800	0.8	0.8	2	3/24/26 8:53	BKP	EPA 531.2	
0144	Aldicarb Sulfoxide	ND	ug/L	0.500	0.5	0.5	4	3/24/26 8:53	BKP	EPA 531.2	
0145	Carbaryl	ND	ug/L	2.00	2	2.0		3/24/26 8:53	BKP	EPA 531.2	
0147	Methomyl	ND	ug/L	4.00	4	4.0		3/24/26 8:53	BKP	EPA 531.2	

Diquat

DOH #	Analyte	Result	Units	LRL	SDRL	Trigger	MCL/SAL	Analyzed	Analyst	Method	Qualifier
0150	Diquat	ND	ug/L	0.400	0.4	0.4	20	4/1/26 12:29	JBC	EPA 549.2	

Endothall

DOH #	Analyte	Result	Units	LRL	SDRL	Trigger	MCL/SAL	Analyzed	Analyst	Method	Qualifier
0151	Endothall	ND	ug/L	9.00	9	9	100	3/17/26 19:49	TGT	EPA 548.1	

Glyphosate

DOH #	Analyte	Result	Units	LRL	SDRL	Trigger	MCL/SAL	Analyzed	Analyst	Method	Qualifier
0152	Glyphosate	ND	ug/L	5.00	6	6	700	3/17/26 22:27	BKP	EPA 547	

Volatile Organic Compounds

DOH #	Analyte	Result	Units	LRL	SDRL	Trigger	MCL/SAL	Analyzed	Analyst	Method	Qualifier
0079	1,2,3-Trichloropropane	ND	ug/L	0.500	0.5	0.5		3/24/26 5:12	TAZ	EPA 504.1	
0102	EDB	ND	ug/L	0.0100	0.01	0.01	0.05	3/24/26 5:12	TAZ	EPA 504.1	
0103	DBCP	ND	ug/L	0.0200	0.02	0.02	0.2	3/24/26 5:12	TAZ	EPA 504.1	

Not on WA Template

Anatek Labs, Inc.

Anatek Moscow - 1282 Alturas Drive - Moscow, ID 83843 - 208-883-2839 - moscow@anateklabs.com - FL NELAP E87893
Anatek Spokane - 504 E Sprague Ste. D - Spokane, WA 99202 - 509-838-3999 - spokane@anateklabs.com - FL NELAP E871099
Anatek Yakima - 4802 Tieton Drive - Yakima, WA 98908 - 509-225-9404 - yakima@anateklabs.com - FL NELAP E871190
Anatek Wenatchee - 3019 Gs Center Rd - Wenatchee, WA 98801 - 509-701-8362

Client:	OnSite Environmental, Inc.	Work Order:	WGC0563
Address:	14648 NE. 95th St.	Project:	03-147/791014801
	Redmond, WA 98052	Reported:	4/2/2026 21:34
Attn:	David Baumeister		

Analytical Results Report

System ID#		System Name:	**OnSite Environmental, Inc.**		
Reference Number:	**WGC0563-02**	Collect Date:	**03/10/26 10:28**	County:	
DOH Source #:		Sample Type:		Multiple Source Nos:	
Matrix:	**Drinking Water**	Composition:	**S - Single source samples**		
Date Received:	**03/16/26 10:39**	Sample Purpose:	**O - Other**		
Sample Location:	**MW-9**				

Lab/Sample Number: 125-56302

DOH #	Analyte	Result	Units	LRL	SDRL	Trigger	MCL/SAL	Analyzed	Analyst	Method	Qualifier
	Endrin ketone	ND	ug/L	0.100				3/20/26 1:44	TAZ	EPA 505	
	Endosulfan sulfate	ND	ug/L	0.100				3/20/26 1:44	TAZ	EPA 505	
	Endosulfan II	ND	ug/L	0.100				3/20/26 1:44	TAZ	EPA 505	
	Endosulfan I	ND	ug/L	0.100				3/20/26 1:44	TAZ	EPA 505	
	delta-BHC	ND	ug/L	0.100				3/20/26 1:44	TAZ	EPA 505	
	beta-BHC	ND	ug/L	0.100				3/20/26 1:44	TAZ	EPA 505	
	alpha-BHC	ND	ug/L	0.100				3/20/26 1:44	TAZ	EPA 505	
	Endrin aldehyde	ND	ug/L	0.100				3/20/26 1:44	TAZ	EPA 505	
	Chlorpyrifos	ND	ug/L	0.200				3/20/26 6:50	BMM	EPA 525.2	
	Triadimefon	ND	ug/L	0.200				3/20/26 6:50	BMM	EPA 525.2	
	Pronamide	ND	ug/L	0.200				3/20/26 6:50	BMM	EPA 525.2	
	Permethrin	ND	ug/L	0.200				3/20/26 6:50	BMM	EPA 525.2	
	Parathion ethyl	ND	ug/L	0.200				3/20/26 6:50	BMM	EPA 525.2	
	MCPA	ND	ug/L	0.200				3/20/26 6:50	BMM	EPA 525.2	
	Fluoranthene	ND	ug/L	0.200				3/20/26 6:50	BMM	EPA 525.2	
	Ethyl parathion	ND	ug/L	0.200				3/20/26 6:50	BMM	EPA 525.2	
0183	Prometon	ND	ug/L	0.200		0.2		3/20/26 6:50	BMM	EPA 525.2	
0202	Diazinon	ND	ug/L	0.200		0.2		3/20/26 6:50	BMM	EPA 525.2	
0236	Cyanizine	ND	ug/L	0.200		0.2		3/20/26 6:50	BMM	EPA 525.2	
0239	Malathion	ND	ug/L	0.200		0.2		3/20/26 6:50	BMM	EPA 525.2	
0245	Acenaphthene	ND	ug/L	0.200		0.2		3/20/26 6:50	BMM	EPA 525.2	
0249	Benzo(g,h,i)perylene	ND	ug/L	0.200		0.2		3/20/26 6:50	BMM	EPA 525.2	
0252	Dibenz(a,h)anthracene	ND	ug/L	0.200		0.2		3/20/26 6:50	BMM	EPA 525.2	
0255	Indeno(1,2,3-cd)pyrene	ND	ug/L	0.200		0.2		3/20/26 6:50	BMM	EPA 525.2	
0274	Pendimethalin	ND	ug/L	0.200				3/20/26 6:50	BMM	EPA 525.2	
	Propoxur	ND	ug/L	1.00				3/24/26 8:53	BKP	EPA 531.2	
0141	3-Hydroxycarbofuran	ND	ug/L	2.00				3/24/26 8:53	BKP	EPA 531.2	
0327	Methiocarb	ND	ug/L	1.00				3/24/26 8:53	BKP	EPA 531.2	
0224	Chloramben	ND	ug/L	0.200		0.2		3/26/26 23:05	EWO	EPA 515.4	
	Surrogate: TCX - 2,4,5,6-tetrachloro	*104%*		*70-130*				*3/24/26 5:39*	*TAZ*	*EPA 504.1*	
	Surrogate: DCB	*125%*		*70-130*				*3/20/26 1:44*	*TAZ*	*EPA 505*	
	Surrogate: BDMC	*105%*		*70-130*				*3/24/26 8:53*	*BKP*	*EPA 531.2*	

Anatek Labs, Inc.

Anatek Moscow - 1282 Alturas Drive - Moscow, ID 83843 - 208-883-2839 - moscow@anateklabs.com - FL NELAP E87893
Anatek Spokane - 504 E Sprague Ste. D - Spokane, WA 99202 - 509-838-3999 - spokane@anateklabs.com - FL NELAP E871099
Anatek Yakima - 4802 Tieton Drive - Yakima, WA 98908 - 509-225-9404 - yakima@anateklabs.com - FL NELAP E871190
Anatek Wenatchee - 3019 Gs Center Rd - Wenatchee, WA 98801 - 509-701-8362

Client:	OnSite Environmental, Inc.	Work Order:	WGC0563
Address:	14648 NE. 95th St.	Project:	03-147/791014801
	Redmond, WA 98052	Reported:	4/2/2026 21:34
Attn:	David Baumeister		

Authorized Signature,

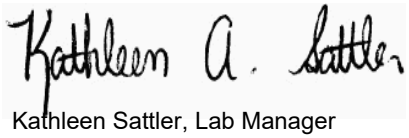

Kathleen Sattler, Lab Manager

M1	Matrix spike recovery was high; the associated blank spike recovery was acceptable. Potential matrix effect
M13	Matrix spike recovery was high due to a potential matrix effect.
R1	RPD/RSD exceeded the method acceptance limit
S10	Surrogate recovery was above laboratory and method acceptance limits.
LRL	Lab Reporting Limit
SDRL	State Detection Reporting Limit
ND	Not Detected
MCL	EPA's Maximum Contaminant Level
Dry	Sample results reported on a dry weight basis
SAL	State Action Level
*	Not a certified analyte

RPD	Relative Percent Difference
%REC	Percent Recovery
Source	Sample that was spiked or duplicated.

This report shall not be reproduced except in full, without the written approval of the laboratory
The results reported related only to the samples indicated.

Anatek Labs, Inc.

Anatek Moscow - 1282 Alturas Drive - Moscow, ID 83843 - 208-883-2839 - moscow@anateklabs.com - FL NELAP E87893
Anatek Spokane - 504 E Sprague Ste. D - Spokane, WA 99202 - 509-838-3999 - spokane@anateklabs.com - FL NELAP E871099
Anatek Yakima - 4802 Tieton Drive - Yakima, WA 98908 - 509-225-9404 - yakima@anateklabs.com - FL NELAP E871190
Anatek Wenatchee - 3019 Gs Center Rd - Wenatchee, WA 98801 - 509-701-8362

Client:	OnSite Environmental, Inc.	Work Order:	WGC0563
Address:	14648 NE. 95th St.	Project:	03-147/791014801
	Redmond, WA 98052	Reported:	4/2/2026 21:34
Attn:	David Baumeister		

Quality Control Data

Semivolatiles

Analyte	Result	Qual	Reporting Limit	Units	Spike Level	Source Result	%REC	%REC Limits	RPD	RPD Limit
Batch: BGC0732 - Endothall										
Blank (BGC0732-BLK1)					Prepared: 03/17/26 08:21 Analyzed: 03/17/26 18:04					
Endothall	ND		9.00	ug/L						
LCS (BGC0732-BS1)					Prepared: 03/17/26 08:21 Analyzed: 03/17/26 17:29					
Endothall	93.2		9.00	ug/L	100		93.2	70-130		
Matrix Spike (BGC0732-MS1)		**Source: MGC0428-03**			Prepared: 03/17/26 08:21 Analyzed: 03/17/26 20:59					
Endothall	87.3		9.00	ug/L	100	ND	87.3	65-130		
Matrix Spike Dup (BGC0732-MSD1)		**Source: MGC0428-03**			Prepared: 03/17/26 08:21 Analyzed: 03/17/26 21:16					
Endothall	93.8		9.00	ug/L	100	ND	93.8	65-130	7.14	20
Batch: BGC0773 - Glyphosate										
Blank (BGC0773-BLK1)					Prepared: 03/17/26 13:49 Analyzed: 03/17/26 16:33					
Glyphosate	ND		5.00	ug/L						
LCS (BGC0773-BS1)					Prepared: 03/17/26 13:49 Analyzed: 03/17/26 17:32					
Glyphosate	195		5.00	ug/L	200		97.6	70-130		
MRL Check (BGC0773-MRL1)					Prepared: 03/17/26 13:49 Analyzed: 03/17/26 17:03					
Glyphosate	10.1		5.00	ug/L	10.0		101	50-150		
Matrix Spike (BGC0773-MS1)		**Source: MGC0509-01**			Prepared: 03/17/26 13:49 Analyzed: 03/17/26 18:01					
Glyphosate	191		5.00	ug/L	200	ND	95.5	70-130		
Matrix Spike (BGC0773-MS2)		**Source: WGC0564-03**			Prepared: 03/17/26 13:49 Analyzed: 03/18/26 00:54					
Glyphosate	180		5.00	ug/L	200	ND	90.0	70-130		

Anatek Labs, Inc.

Anatek Moscow - 1282 Alturas Drive - Moscow, ID 83843 - 208-883-2839 - moscow@anateklabs.com - FL NELAP E87893
Anatek Spokane - 504 E Sprague Ste. D - Spokane, WA 99202 - 509-838-3999 - spokane@anateklabs.com - FL NELAP E871099
Anatek Yakima - 4802 Tieton Drive - Yakima, WA 98908 - 509-225-9404 - yakima@anateklabs.com - FL NELAP E871190
Anatek Wenatchee - 3019 Gs Center Rd - Wenatchee, WA 98801 - 509-701-8362

Client:	OnSite Environmental, Inc.	Work Order:	WGC0563
Address:	14648 NE. 95th St.	Project:	03-147/791014801
	Redmond, WA 98052	Reported:	4/2/2026 21:34
Attn:	David Baumeister		

Quality Control Data
(Continued)

Semivolatiles (Continued)

Analyte	Result	Qual	Reporting Limit	Units	Spike Level	Source Result	%REC	%REC Limits	RPD	RPD Limit
Batch: BGC0773 - Glyphosate (Continued)										
Matrix Spike Dup (BGC0773-MSD1)		**Source: MGC0509-01**			Prepared: 03/17/26 13:49 Analyzed: 03/17/26 18:31					
Glyphosate	192		5.00	ug/L	200	ND	95.9	70-130	0.495	20
Matrix Spike Dup (BGC0773-MSD2)		**Source: WGC0564-03**			Prepared: 03/17/26 13:49 Analyzed: 03/18/26 01:24					
Glyphosate	182		5.00	ug/L	200	ND	91.0	70-130	1.02	20
Batch: BGC0777 - Pesticides										
Blank (BGC0777-BLK1)					Prepared: 03/17/26 14:15 Analyzed: 03/19/26 19:02					
alpha-BHC	ND		0.100	ug/L						
gamma-BHC (Lindane)	ND		0.0200	ug/L						
beta-BHC	ND		0.100	ug/L						
delta-BHC	ND		0.100	ug/L						
Heptachlor	ND		0.0400	ug/L						
Aldrin	ND		0.100	ug/L						
Heptachlor epoxide	ND		0.0200	ug/L						
4,4'-DDE	ND		0.100	ug/L						
Endosulfan I	ND		0.100	ug/L						
Dieldrin	ND		0.100	ug/L						
Endrin	ND		0.0100	ug/L						
4,4'-DDD	ND		0.100	ug/L						
Endosulfan II	ND		0.100	ug/L						
4,4'-DDT	ND		0.100	ug/L						
Endrin aldehyde	ND		0.100	ug/L						
Methoxychlor	ND		0.100	ug/L						
Endosulfan sulfate	ND		0.100	ug/L						
Endrin ketone	ND		0.100	ug/L						
Aroclor 1016 (PCB-1016)	ND		0.0800	ug/L						
Aroclor 1221 (PCB-1221)	ND		20.0	ug/L						
Aroclor 1232 (PCB-1232)	ND		0.500	ug/L						
Aroclor 1242 (PCB-1242)	ND		0.300	ug/L						
Aroclor 1248 (PCB-1248)	ND		0.100	ug/L						
Aroclor 1254 (PCB-1254)	ND		0.100	ug/L						
Aroclor 1260 (PCB-1260)	ND		0.200	ug/L						
PCBs	ND		0.500	ug/L						
Chlordane	ND		0.200	ug/L						
Toxaphene	ND		1.00	ug/L						
Surrogate: DCB			*0.659*	*ug/L*	*0.571*		*115*	*70-130*		

Client:	OnSite Environmental, Inc.	Work Order:	WGC0563
Address:	14648 NE. 95th St.	Project:	03-147/791014801
	Redmond, WA 98052	Reported:	4/2/2026 21:34
Attn:	David Baumeister		

Quality Control Data
(Continued)

Semivolatiles (Continued)

Analyte	Result	Qual	Reporting Limit	Units	Spike Level	Source Result	%REC	%REC Limits	RPD	RPD Limit
Batch: BGC0777 - Pesticides (Continued)										
LCS (BGC0777-BS1)					Prepared: 03/17/26 14:15 Analyzed: 03/19/26 18:45					
alpha-BHC	0.313		0.100	ug/L	0.286		109	70-130		
gamma-BHC (Lindane)	0.308		0.0200	ug/L	0.286		108	70-130		
beta-BHC	0.312		0.100	ug/L	0.286		109	70-130		
delta-BHC	0.287		0.100	ug/L	0.286		101	70-130		
Heptachlor	0.334		0.0400	ug/L	0.286		117	70-130		
Aldrin	0.358		0.100	ug/L	0.286		125	70-130		
Heptachlor epoxide	0.325		0.0200	ug/L	0.286		114	70-130		
4,4'-DDE	0.367		0.100	ug/L	0.286		128	70-130		
Endosulfan I	0.314		0.100	ug/L	0.286		110	70-130		
Dieldrin	0.317		0.100	ug/L	0.286		111	70-130		
Endrin	0.313		0.0100	ug/L	0.286		110	70-130		
4,4'-DDD	0.359		0.100	ug/L	0.286		126	70-130		
Endosulfan II	0.301		0.100	ug/L	0.286		105	70-130		
4,4'-DDT	0.354		0.100	ug/L	0.286		124	70-130		
Endrin aldehyde	0.334		0.100	ug/L	0.286		117	70-130		
Methoxychlor	0.306		0.100	ug/L	0.286		107	70-130		
Endosulfan sulfate	0.265		0.100	ug/L	0.286		92.9	70-130		
Endrin ketone	0.312		0.100	ug/L	0.286		109	70-130		
Surrogate: DCB			*0.617*	*ug/L*	*0.571*		*108*	*70-130*		
LCS (BGC0777-BS2)					Prepared: 03/17/26 14:15 Analyzed: 03/20/26 03:47					
Toxaphene	9.51		1.00	ug/L	10.0		95.1	70-130		
Surrogate: DCB			*0.595*	*ug/L*	*0.571*		*104*	*70-130*		
Duplicate (BGC0777-DUP1)		**Source: MGC0418-01**			Prepared: 03/17/26 14:15 Analyzed: 03/19/26 20:29					
alpha-BHC	ND		0.100	ug/L		ND				25
gamma-BHC (Lindane)	ND		0.0200	ug/L		ND				25
beta-BHC	ND		0.100	ug/L		ND				25
delta-BHC	ND		0.100	ug/L		ND				25
Heptachlor	ND		0.0400	ug/L		ND				25
Aldrin	ND		0.100	ug/L		ND				25
Heptachlor epoxide	ND		0.0200	ug/L		ND				25
4,4'-DDE	ND		0.100	ug/L		ND				25
Endosulfan I	ND		0.100	ug/L		ND				25
Dieldrin	ND		0.100	ug/L		ND				25
Endrin	ND		0.0100	ug/L		ND				25
4,4'-DDD	ND		0.100	ug/L		ND				25
Endosulfan II	ND		0.100	ug/L		ND				25
4,4'-DDT	ND		0.100	ug/L		ND				25
Endrin aldehyde	ND		0.100	ug/L		ND				25
Methoxychlor	ND		0.100	ug/L		ND				25
Endosulfan sulfate	ND		0.100	ug/L		ND				25
Endrin ketone	ND		0.100	ug/L		ND				25
Aroclor 1016 (PCB-1016)	ND		0.0800	ug/L		ND				25

Anatek Labs, Inc.

Anatek Moscow - 1282 Alturas Drive - Moscow, ID 83843 - 208-883-2839 - moscow@anateklabs.com - FL NELAP E87893
Anatek Spokane - 504 E Sprague Ste. D - Spokane, WA 99202 - 509-838-3999 - spokane@anateklabs.com - FL NELAP E871099
Anatek Yakima - 4802 Tieton Drive - Yakima, WA 98908 - 509-225-9404 - yakima@anateklabs.com - FL NELAP E871190
Anatek Wenatchee - 3019 Gs Center Rd - Wenatchee, WA 98801 - 509-701-8362

Client:	OnSite Environmental, Inc.	Work Order:	WGC0563
Address:	14648 NE. 95th St.	Project:	03-147/791014801
	Redmond, WA 98052	Reported:	4/2/2026 21:34
Attn:	David Baumeister		

Quality Control Data
(Continued)

Semivolatiles (Continued)

Analyte	Result	Qual	Reporting Limit	Units	Spike Level	Source Result	%REC	%REC Limits	RPD	RPD Limit
Batch: BGC0777 - Pesticides (Continued)										
Duplicate (BGC0777-DUP1)		**Source: MGC0418-01**		Prepared: 03/17/26 14:15 Analyzed: 03/19/26 20:29						
Aroclor 1221 (PCB-1221)	ND		20.0	ug/L		ND				25
Aroclor 1232 (PCB-1232)	ND		0.500	ug/L		ND				25
Aroclor 1242 (PCB-1242)	ND		0.300	ug/L		ND				25
Aroclor 1248 (PCB-1248)	ND		0.100	ug/L		ND				25
Aroclor 1254 (PCB-1254)	ND		0.100	ug/L		ND				25
Aroclor 1260 (PCB-1260)	ND		0.200	ug/L		ND				25
Chlordane	ND		0.200	ug/L		ND				25
Toxaphene	ND		1.00	ug/L		ND				25
Surrogate: DCB			*0.712*	*ug/L*	*0.571*		*125*	*70-130*		
Matrix Spike (BGC0777-MS1)		**Source: MGC0418-02**		Prepared: 03/17/26 14:15 Analyzed: 03/19/26 19:55						
alpha-BHC	0.347		0.100	ug/L	0.286	ND	122	65-135		
gamma-BHC (Lindane)	0.344		0.0200	ug/L	0.286	ND	120	65-135		
beta-BHC	0.341		0.100	ug/L	0.286	ND	119	65-135		
delta-BHC	0.324		0.100	ug/L	0.286	ND	114	65-135		
Heptachlor	0.347		0.0400	ug/L	0.286	ND	121	65-135		
Aldrin	0.338		0.100	ug/L	0.286	ND	118	65-135		
Heptachlor epoxide	0.357		0.0200	ug/L	0.286	ND	125	65-135		
4,4'-DDE	0.332		0.100	ug/L	0.286	ND	116	65-135		
Endosulfan I	0.304		0.100	ug/L	0.286	ND	107	65-135		
Dieldrin	0.350		0.100	ug/L	0.286	ND	122	65-135		
Endrin	0.350		0.0100	ug/L	0.286	ND	123	65-135		
4,4'-DDD	0.321		0.100	ug/L	0.286	ND	112	65-135		
Endosulfan II	0.321		0.100	ug/L	0.286	ND	112	65-135		
4,4'-DDT	0.336		0.100	ug/L	0.286	ND	118	65-135		
Endrin aldehyde	0.358		0.100	ug/L	0.286	ND	125	65-135		
Methoxychlor	0.335		0.100	ug/L	0.286	ND	117	65-135		
Endosulfan sulfate	0.265		0.100	ug/L	0.286	ND	92.8	65-135		
Endrin ketone	0.348		0.100	ug/L	0.286	ND	122	65-135		
Surrogate: DCB			*0.587*	*ug/L*	*0.571*		*103*	*70-130*		

Anatek Labs, Inc.

Anatek Moscow - 1282 Alturas Drive - Moscow, ID 83843 - 208-883-2839 - moscow@anateklabs.com - FL NELAP E87893
Anatek Spokane - 504 E Sprague Ste. D - Spokane, WA 99202 - 509-838-3999 - spokane@anateklabs.com - FL NELAP E871099
Anatek Yakima - 4802 Tieton Drive - Yakima, WA 98908 - 509-225-9404 - yakima@anateklabs.com - FL NELAP E871190
Anatek Wenatchee - 3019 Gs Center Rd - Wenatchee, WA 98801 - 509-701-8362

Client:	OnSite Environmental, Inc.	Work Order:	WGC0563
Address:	14648 NE. 95th St.	Project:	03-147/791014801
	Redmond, WA 98052	Reported:	4/2/2026 21:34
Attn:	David Baumeister		

Quality Control Data
(Continued)

Semivolatiles (Continued)

Analyte	Result	Qual	Reporting Limit	Units	Spike Level	Source Result	%REC	%REC Limits	RPD	RPD Limit
Batch: BGC0777 - Pesticides (Continued)										
Matrix Spike (BGC0777-MS2)		**Source: MGC0460-08**			Prepared: 03/17/26 14:15 Analyzed: 03/19/26 20:12					
alpha-BHC	0.317		0.100	ug/L	0.286	ND	111	65-135		
gamma-BHC (Lindane)	0.348		0.0200	ug/L	0.286	ND	122	65-135		
beta-BHC	0.318		0.100	ug/L	0.286	ND	111	65-135		
delta-BHC	0.294		0.100	ug/L	0.286	ND	103	65-135		
Heptachlor	0.339		0.0400	ug/L	0.286	ND	119	65-135		
Aldrin	0.349		0.100	ug/L	0.286	ND	122	65-135		
Heptachlor epoxide	0.337		0.0200	ug/L	0.286	ND	118	65-135		
4,4'-DDE	0.353		0.100	ug/L	0.286	ND	123	65-135		
Endosulfan I	0.274		0.100	ug/L	0.286	ND	95.8	65-135		
Dieldrin	0.328		0.100	ug/L	0.286	ND	115	65-135		
Endrin	0.325		0.0100	ug/L	0.286	ND	114	65-135		
4,4'-DDD	0.342		0.100	ug/L	0.286	ND	120	65-135		
Endosulfan II	0.297		0.100	ug/L	0.286	ND	104	65-135		
4,4'-DDT	0.348		0.100	ug/L	0.286	ND	122	65-135		
Endrin aldehyde	0.325		0.100	ug/L	0.286	ND	114	65-135		
Methoxychlor	0.330		0.100	ug/L	0.286	ND	116	65-135		
Endosulfan sulfate	0.281		0.100	ug/L	0.286	ND	98.4	65-135		
Endrin ketone	0.324		0.100	ug/L	0.286	ND	113	65-135		
Surrogate: DCB			*0.655*	*ug/L*	*0.571*		*115*	*70-130*		
Batch: BGC0789 - Diquat										
Blank (BGC0789-BLK1)					Prepared: 03/17/26 16:40 Analyzed: 04/01/26 11:16					
Diquat	ND		0.400	ug/L						
LCS (BGC0789-BS1)					Prepared: 03/17/26 16:40 Analyzed: 04/01/26 11:20					
Diquat	19.9		0.400	ug/L	20.0		99.7	70-130		

Anatek Labs, Inc.

Anatek Moscow - 1282 Alturas Drive - Moscow, ID 83843 - 208-883-2839 - moscow@anateklabs.com - FL NELAP E87893
Anatek Spokane - 504 E Sprague Ste. D - Spokane, WA 99202 - 509-838-3999 - spokane@anateklabs.com - FL NELAP E871099
Anatek Yakima - 4802 Tieton Drive - Yakima, WA 98908 - 509-225-9404 - yakima@anateklabs.com - FL NELAP E871190
Anatek Wenatchee - 3019 Gs Center Rd - Wenatchee, WA 98801 - 509-701-8362

Client:	OnSite Environmental, Inc.	Work Order:	WGC0563
Address:	14648 NE. 95th St.	Project:	03-147/791014801
	Redmond, WA 98052	Reported:	4/2/2026 21:34
Attn:	David Baumeister		

Quality Control Data
(Continued)

Semivolatiles (Continued)

Analyte	Result	Qual	Reporting Limit	Units	Spike Level	Source Result	%REC	%REC Limits	RPD	RPD Limit
Batch: BGC0789 - Diquat (Continued)										
LCS Dup (BGC0789-BSD1)					Prepared: 03/17/26 16:40 Analyzed: 04/01/26 11:25					
Diquat	19.9		0.400	ug/L	20.0		99.6	70-130	0.117	20
Matrix Spike (BGC0789-MS1)		**Source: MGC0515-01**			Prepared: 03/17/26 16:40 Analyzed: 04/01/26 11:29					
Diquat	22.4		0.400	ug/L	20.0	ND	112	70-130		
Matrix Spike (BGC0789-MS2)		**Source: MGC0418-02**			Prepared: 03/17/26 16:40 Analyzed: 04/01/26 11:33					
Diquat	22.4		0.400	ug/L	20.0	ND	112	70-130		
Batch: BGC0794 - SVOC Water										
Blank (BGC0794-BLK1)					Prepared: 03/18/26 08:02 Analyzed: 03/19/26 23:03					
MCPA	ND		0.200	ug/L						
Malathion	ND		0.200	ug/L						
Indeno[1,2,3-cd]pyrene	ND		0.200	ug/L						
Hexachlorocyclopentadiene	ND		0.100	ug/L						
Hexachlorobenzene	ND		0.100	ug/L						
Fluorene	ND		0.200	ug/L						
Metolachlor	ND		0.100	ug/L						
Ethyl parathion	ND		0.200	ug/L						
Fluoranthene	ND		0.200	ug/L						
Metribuzin	ND		0.100	ug/L						
Molinate	ND		0.100	ug/L						
Parathion ethyl	ND		0.200	ug/L						
Permethrin	ND		0.200	ug/L						
EPTC	ND		0.100	ug/L						
Pronamide	ND		0.200	ug/L						
Chlorpyrifos	ND		0.200	ug/L						
Propachlor	ND		0.100	ug/L						
Pyrene	ND		0.200	ug/L						
Simazine	ND		0.0700	ug/L						
Terbacil	ND		0.100	ug/L						
Triadimefon	ND		0.200	ug/L						
Prometon	ND		0.200	ug/L						
Benzo[k]fluoranthene	ND		0.200	ug/L						
Trifluralin	ND		0.100	ug/L						
Phenanthrene	ND		0.200	ug/L						
Acenaphthene	ND		0.200	ug/L						
Acenaphthylene	ND		0.200	ug/L						
Alachlor	ND		0.200	ug/L						
Anthracene	ND		0.200	ug/L						
Atrazine	ND		0.100	ug/L						
Benzo[a]anthracene	ND		0.200	ug/L						
Benzo[a]pyrene	ND		0.0200	ug/L						
Cyanazine	ND		0.200	ug/L						
Benzo[ghi]perylene	ND		0.200	ug/L						

Anatek Labs, Inc.

Anatek Moscow - 1282 Alturas Drive - Moscow, ID 83843 - 208-883-2839 - moscow@anateklabs.com - FL NELAP E87893
Anatek Spokane - 504 E Sprague Ste. D - Spokane, WA 99202 - 509-838-3999 - spokane@anateklabs.com - FL NELAP E871099
Anatek Yakima - 4802 Tieton Drive - Yakima, WA 98908 - 509-225-9404 - yakima@anateklabs.com - FL NELAP E871190
Anatek Wenatchee - 3019 Gs Center Rd - Wenatchee, WA 98801 - 509-701-8362

Client:	OnSite Environmental, Inc.	Work Order:	WGC0563
Address:	14648 NE. 95th St.	Project:	03-147/791014801
	Redmond, WA 98052	Reported:	4/2/2026 21:34
Attn:	David Baumeister		

Quality Control Data
(Continued)

Semivolatiles (Continued)

Analyte	Result	Qual	Reporting Limit	Units	Spike Level	Source Result	%REC	%REC Limits	RPD	RPD Limit
Batch: BGC0794 - SVOC Water (Continued)										
Blank (BGC0794-BLK1)					Prepared: 03/18/26 08:02 Analyzed: 03/19/26 23:03					
Di-n-butyl phthalate	ND		1.00	ug/L						
bis(2-Ethylhexyl)phthalate	ND		0.600	ug/L						
bis-2(ethylhexyl)adipate	ND		0.600	ug/L						
Bromacil	ND		0.100	ug/L						
Butachlor	ND		0.100	ug/L						
Butyl benzyl phthalate	ND		1.00	ug/L						
Chrysene	ND		0.200	ug/L						
Diazinon	ND		0.200	ug/L						
Dibenz[a,h]anthracene	ND		0.200	ug/L						
Diethyl phthalate	ND		1.00	ug/L						
Dimethyl phthalate	ND		1.00	ug/L						
Benzo[b]fluoranthene	ND		0.200	ug/L						
Pendimethalin	ND		0.200	ug/L						
LCS (BGC0794-BS1)					Prepared: 03/18/26 08:02 Analyzed: 03/19/26 21:20					
Bromacil	0.505		0.100	ug/L	0.400		126	20-130		
Hexachlorobenzene	0.239		0.100	ug/L	0.400		59.7	20-130		
Fluorene	0.448		0.200	ug/L	0.400		112	20-130		
Fluoranthene	0.384		0.200	ug/L	0.400		96.0	20-130		
EPTC	0.418		0.100	ug/L	0.400		104	20-130		
Di-n-butyl phthalate	0.532		1.00	ug/L	0.400		133	20-150		
Dimethyl phthalate	0.408		1.00	ug/L	0.400		102	20-150		
Diethyl phthalate	0.485		1.00	ug/L	0.400		121	20-150		
Dibenz[a,h]anthracene	0.387		0.200	ug/L	0.400		96.9	20-130		
Cyanazine	0.336		0.200	ug/L	0.400		83.9	20-130		
Chrysene	0.397		0.200	ug/L	0.400		99.2	20-130		
Chlorpyrifos	0.361		0.200	ug/L	0.400		90.1	20-130		
Hexachlorocyclopentadiene	0.254		0.100	ug/L	0.400		63.4	20-130		
Butachlor	0.426		0.100	ug/L	0.400		106	20-130		
Benzo[a]anthracene	0.348		0.200	ug/L	0.400		87.0	20-130		
bis-2(ethylhexyl)adipate	0.334		0.600	ug/L	0.400		83.5	20-150		
bis(2-Ethylhexyl)phthalate	0.454		0.600	ug/L	0.400		114	20-150		
Benzo[k]fluoranthene	0.377		0.200	ug/L	0.400		94.3	20-130		
Benzo[ghi]perylene	0.409		0.200	ug/L	0.400		102	20-130		
Benzo[b]fluoranthene	0.377		0.200	ug/L	0.400		94.3	20-130		
Benzo[a]pyrene	0.214		0.0200	ug/L	0.400		53.4	20-130		
Atrazine	0.432		0.100	ug/L	0.400		108	20-130		
Alachlor	0.434		0.200	ug/L	0.400		109	20-130		
Acenaphthylene	0.437		0.200	ug/L	0.400		109	20-130		
Acenaphthene	0.378		0.200	ug/L	0.400		94.5	20-130		
Butyl benzyl phthalate	0.448		1.00	ug/L	0.400		112	20-150		
Simazine	0.338		0.0700	ug/L	0.400		84.6	20-130		
Anthracene	0.329		0.200	ug/L	0.400		82.2	20-130		
Indeno[1,2,3-cd]pyrene	0.399		0.200	ug/L	0.400		99.7	20-130		
Terbacil	0.441		0.100	ug/L	0.400		110	20-130		

Anatek Labs, Inc.

Anatek Moscow - 1282 Alturas Drive - Moscow, ID 83843 - 208-883-2839 - moscow@anateklabs.com - FL NELAP E87893
Anatek Spokane - 504 E Sprague Ste. D - Spokane, WA 99202 - 509-838-3999 - spokane@anateklabs.com - FL NELAP E871099
Anatek Yakima - 4802 Tieton Drive - Yakima, WA 98908 - 509-225-9404 - yakima@anateklabs.com - FL NELAP E871190
Anatek Wenatchee - 3019 Gs Center Rd - Wenatchee, WA 98801 - 509-701-8362

Client:	OnSite Environmental, Inc.	Work Order:	WGC0563
Address:	14648 NE. 95th St.	Project:	03-147/791014801
	Redmond, WA 98052	Reported:	4/2/2026 21:34
Attn:	David Baumeister		

Quality Control Data
(Continued)

Semivolatiles (Continued)

Analyte	Result	Qual	Reporting Limit	Units	Spike Level	Source Result	%REC	%REC Limits	RPD	RPD Limit
Batch: BGC0794 - SVOC Water (Continued)										
LCS (BGC0794-BS1)					Prepared: 03/18/26 08:02 Analyzed: 03/19/26 21:20					
Pyrene	0.362		0.200	ug/L	0.400		90.4	20-130		
Propachlor	0.479		0.100	ug/L	0.400		120	20-130		
Pronamide	0.451		0.200	ug/L	0.400		113	20-130		
Phenanthrene	0.425		0.200	ug/L	0.400		106	20-130		
Pendimethalin	0.377		0.200	ug/L	0.400		94.3	20-130		
Molinate	0.453		0.100	ug/L	0.400		113	20-130		
Metribuzin	0.417		0.100	ug/L	0.400		104	20-130		
Metolachlor	0.501		0.100	ug/L	0.400		125	20-130		
Trifluralin	0.360		0.100	ug/L	0.400		90.1	20-130		
LCS Dup (BGC0794-BSD1)					Prepared: 03/18/26 08:02 Analyzed: 03/19/26 21:54					
Terbacil	0.403		0.100	ug/L	0.400		101	20-130	9.14	25
Molinate	0.442		0.100	ug/L	0.400		111	20-130	2.50	25
Fluoranthene	0.381		0.200	ug/L	0.400		95.3	20-130	0.682	25
Hexachlorobenzene	0.266		0.100	ug/L	0.400		66.4	20-130	10.5	25
Hexachlorocyclopentadiene	0.276		0.100	ug/L	0.400		69.1	20-130	8.52	25
Indeno[1,2,3-cd]pyrene	0.373		0.200	ug/L	0.400		93.4	20-130	6.57	25
Metolachlor	0.476		0.100	ug/L	0.400		119	20-130	5.14	25
Metribuzin	0.437		0.100	ug/L	0.400		109	20-130	4.69	25
Pendimethalin	0.381		0.200	ug/L	0.400		95.3	20-130	1.10	25
Phenanthrene	0.424		0.200	ug/L	0.400		106	20-130	0.261	25
Pronamide	0.425		0.200	ug/L	0.400		106	20-130	5.88	25
Propachlor	0.464		0.100	ug/L	0.400		116	20-130	3.25	25
Di-n-butyl phthalate	0.496		1.00	ug/L	0.400		124	20-150	6.97	25
Simazine	0.374		0.0700	ug/L	0.400		93.5	20-130	10.0	25
EPTC	0.448		0.100	ug/L	0.400		112	20-130	7.00	25
Trifluralin	0.412		0.100	ug/L	0.400		103	20-130	13.3	25
Butachlor	0.390		0.100	ug/L	0.400		97.5	20-130	8.73	25
Butyl benzyl phthalate	0.345	R1	1.00	ug/L	0.400		86.2	20-150	26.0	25
Pyrene	0.365		0.200	ug/L	0.400		91.3	20-130	0.952	25
Anthracene	0.336		0.200	ug/L	0.400		84.1	20-130	2.30	25
Acenaphthene	0.366		0.200	ug/L	0.400		91.5	20-130	3.32	25
Acenaphthylene	0.408		0.200	ug/L	0.400		102	20-130	7.04	25
Fluorene	0.414		0.200	ug/L	0.400		103	20-130	8.03	25
Alachlor	0.395		0.200	ug/L	0.400		98.7	20-130	9.55	25
Dimethyl phthalate	0.394		1.00	ug/L	0.400		98.5	20-150	3.43	25
Atrazine	0.404		0.100	ug/L	0.400		101	20-130	6.70	25
Benzo[a]anthracene	0.328		0.200	ug/L	0.400		81.9	20-130	6.04	25
Benzo[a]pyrene	0.286	R1	0.0200	ug/L	0.400		71.4	20-130	28.9	25
Benzo[b]fluoranthene	0.348		0.200	ug/L	0.400		86.9	20-130	8.12	25
Benzo[ghi]perylene	0.354		0.200	ug/L	0.400		88.5	20-130	14.3	25
Diethyl phthalate	0.492		1.00	ug/L	0.400		123	20-150	1.54	25
Benzo[k]fluoranthene	0.371		0.200	ug/L	0.400		92.7	20-130	1.76	25
Dibenz[a,h]anthracene	0.349		0.200	ug/L	0.400		87.3	20-130	10.3	25
Chrysene	0.393		0.200	ug/L	0.400		98.2	20-130	0.935	25

Anatek Labs, Inc.

Anatek Moscow - 1282 Alturas Drive - Moscow, ID 83843 - 208-883-2839 - moscow@anateklabs.com - FL NELAP E87893
Anatek Spokane - 504 E Sprague Ste. D - Spokane, WA 99202 - 509-838-3999 - spokane@anateklabs.com - FL NELAP E871099
Anatek Yakima - 4802 Tieton Drive - Yakima, WA 98908 - 509-225-9404 - yakima@anateklabs.com - FL NELAP E871190
Anatek Wenatchee - 3019 Gs Center Rd - Wenatchee, WA 98801 - 509-701-8362

Client:	OnSite Environmental, Inc.	Work Order:	WGC0563
Address:	14648 NE. 95th St.	Project:	03-147/791014801
	Redmond, WA 98052	Reported:	4/2/2026 21:34
Attn:	David Baumeister		

Quality Control Data
(Continued)

Semivolatiles (Continued)

Analyte	Result	Qual	Reporting Limit	Units	Spike Level	Source Result	%REC	%REC Limits	RPD	RPD Limit
Batch: BGC0794 - SVOC Water (Continued)										
LCS Dup (BGC0794-BSD1)					Prepared: 03/18/26 08:02 Analyzed: 03/19/26 21:54					
Chlorpyrifos	0.345		0.200	ug/L	0.400		86.2	20-130	4.51	25
Bromacil	0.429		0.100	ug/L	0.400		107	20-130	16.3	25
bis-2(ethylhexyl)adipate	0.369		0.600	ug/L	0.400		92.2	20-150	9.86	25
bis(2-Ethylhexyl)phthalate	0.365		0.600	ug/L	0.400		91.3	20-150	21.7	25
Cyanazine	0.378		0.200	ug/L	0.400		94.6	20-130	12.0	25
Matrix Spike (BGC0794-MS1)		**Source: WGC0562-01**			Prepared: 03/18/26 08:02 Analyzed: 03/19/26 22:29					
Metolachlor	0.576	M1	0.100	ug/L	0.419	ND	138	20-130		
Pronamide	0.608	M1	0.200	ug/L	0.419	ND	145	20-130		
Terbacil	0.536		0.100	ug/L	0.419	ND	128	20-130		
Trifluralin	0.457		0.100	ug/L	0.419	ND	109	20-130		
Simazine	0.441		0.0700	ug/L	0.419	ND	105	20-130		
Di-n-butyl phthalate	0.636	M1	1.00	ug/L	0.419	ND	152	20-150		
Pyrene	0.395		0.200	ug/L	0.419	ND	94.3	20-130		
Propachlor	0.506		0.100	ug/L	0.419	ND	121	20-130		
Phenanthrene	0.433		0.200	ug/L	0.419	ND	103	20-130		
Pendimethalin	0.547	M1	0.200	ug/L	0.419	ND	131	20-130		
Fluoranthene	0.416		0.200	ug/L	0.419	ND	99.2	20-130		
Metribuzin	0.680	M1	0.100	ug/L	0.419	ND	162	20-130		
Indeno[1,2,3-cd]pyrene	0.396		0.200	ug/L	0.419	ND	94.6	20-130		
Hexachlorocyclopentadiene	0.310		0.100	ug/L	0.419	ND	74.0	20-130		
EPTC	0.454		0.100	ug/L	0.419	ND	108	20-130		
Fluorene	0.451		0.200	ug/L	0.419	ND	108	20-130		
Dimethyl phthalate	0.427		1.00	ug/L	0.419	ND	102	20-150		
Atrazine	0.488		0.100	ug/L	0.419	ND	116	20-130		
Molinate	0.503		0.100	ug/L	0.419	ND	120	20-130		
Chlorpyrifos	0.405		0.200	ug/L	0.419	ND	96.6	20-130		
Diethyl phthalate	0.548		1.00	ug/L	0.419	ND	131	20-150		
Benzo[a]pyrene	0.349		0.0200	ug/L	0.419	ND	83.4	20-130		
Chrysene	0.446		0.200	ug/L	0.419	ND	107	20-130		
Butyl benzyl phthalate	0.634	M13	1.00	ug/L	0.419	ND	151	20-150		
Butachlor	0.608	M1	0.100	ug/L	0.419	ND	145	20-130		
Bromacil	0.753	M1	0.100	ug/L	0.419	ND	180	20-130		
bis-2(ethylhexyl)adipate	0.404		0.600	ug/L	0.419	ND	96.5	20-150		
bis(2-Ethylhexyl)phthalate	0.734	M1	0.600	ug/L	0.419	ND	175	20-150		
Benzo[k]fluoranthene	0.400		0.200	ug/L	0.419	ND	95.6	20-130		
Benzo[b]fluoranthene	0.494		0.200	ug/L	0.419	ND	118	20-130		
Hexachlorobenzene	0.244		0.100	ug/L	0.419	ND	58.3	20-130		
Benzo[a]anthracene	0.410		0.200	ug/L	0.419	ND	97.9	20-130		
Anthracene	0.376		0.200	ug/L	0.419	ND	89.7	20-130		
Alachlor	0.518		0.200	ug/L	0.419	ND	124	20-130		
Acenaphthylene	0.490		0.200	ug/L	0.419	ND	117	20-130		
Dibenz[a,h]anthracene	0.442		0.200	ug/L	0.419	ND	106	20-130		
Acenaphthene	0.400		0.200	ug/L	0.419	ND	95.4	20-130		
Cyanazine	0.381		0.200	ug/L	0.419	ND	91.1	20-130		

Anatek Labs, Inc.

Anatek Moscow - 1282 Alturas Drive - Moscow, ID 83843 - 208-883-2839 - moscow@anateklabs.com - FL NELAP E87893
Anatek Spokane - 504 E Sprague Ste. D - Spokane, WA 99202 - 509-838-3999 - spokane@anateklabs.com - FL NELAP E871099
Anatek Yakima - 4802 Tieton Drive - Yakima, WA 98908 - 509-225-9404 - yakima@anateklabs.com - FL NELAP E871190
Anatek Wenatchee - 3019 Gs Center Rd - Wenatchee, WA 98801 - 509-701-8362

Client:	OnSite Environmental, Inc.	Work Order:	WGC0563
Address:	14648 NE. 95th St.	Project:	03-147/791014801
	Redmond, WA 98052	Reported:	4/2/2026 21:34
Attn:	David Baumeister		

Quality Control Data
(Continued)

Semivolatiles (Continued)

Analyte	Result	Qual	Reporting Limit	Units	Spike Level	Source Result	%REC	%REC Limits	RPD	RPD Limit
Batch: BGC0794 - SVOC Water (Continued)										
Matrix Spike (BGC0794-MS1)		**Source: WGC0562-01**			Prepared: 03/18/26 08:02 Analyzed: 03/19/26 22:29					
Benzo[ghi]perylene	0.427		0.200	ug/L	0.419	ND	102	20-130		
Batch: BGC1015 - Carbamates										
Blank (BGC1015-BLK1)					Prepared: 03/23/26 09:36 Analyzed: 03/23/26 14:23					
Aldicarb Sulfoxide	ND		0.500	ug/L						
Propoxur	ND		1.00	ug/L						
Oxamyl	ND		2.00	ug/L						
Methomyl	ND		4.00	ug/L						
Methiocarb	ND		1.00	ug/L						
3-Hydroxycarbofuran	ND		2.00	ug/L						
Carbaryl	ND		2.00	ug/L						
Aldicarb Sulfone	ND		0.800	ug/L						
Aldicarb	ND		0.500	ug/L						
Carbofuran	ND		0.900	ug/L						
Surrogate: BDMC			*225*	*ug/L*	*200*		*112*	*70-130*		
Blank (BGC1015-BLK2)					Prepared: 03/23/26 09:36 Analyzed: 03/24/26 17:13					
3-Hydroxycarbofuran	ND		2.00	ug/L						
Aldicarb	ND		0.500	ug/L						
Aldicarb Sulfone	ND		0.800	ug/L						
Aldicarb Sulfoxide	ND		0.500	ug/L						
Methiocarb	ND		1.00	ug/L						
Methomyl	ND		4.00	ug/L						
Oxamyl	ND		2.00	ug/L						
Propoxur	ND		1.00	ug/L						
Carbaryl	ND		2.00	ug/L						
Carbofuran	ND		0.900	ug/L						
Surrogate: BDMC			*216*	*ug/L*	*200*		*108*	*70-130*		

Anatek Labs, Inc.

Anatek Moscow - 1282 Alturas Drive - Moscow, ID 83843 - 208-883-2839 - moscow@anateklabs.com - FL NELAP E87893
Anatek Spokane - 504 E Sprague Ste. D - Spokane, WA 99202 - 509-838-3999 - spokane@anateklabs.com - FL NELAP E871099
Anatek Yakima - 4802 Tieton Drive - Yakima, WA 98908 - 509-225-9404 - yakima@anateklabs.com - FL NELAP E871190
Anatek Wenatchee - 3019 Gs Center Rd - Wenatchee, WA 98801 - 509-701-8362

Client:	OnSite Environmental, Inc.	Work Order:	WGC0563
Address:	14648 NE. 95th St.	Project:	03-147/791014801
	Redmond, WA 98052	Reported:	4/2/2026 21:34
Attn:	David Baumeister		

Quality Control Data
(Continued)

Semivolatiles (Continued)

Analyte	Result	Qual	Reporting Limit	Units	Spike Level	Source Result	%REC	%REC Limits	RPD	RPD Limit
Batch: BGC1015 - Carbamates (Continued)										
LCS (BGC1015-BS1)					Prepared: 03/23/26 09:36 Analyzed: 03/23/26 16:14					
Carbofuran	17.0		0.900	ug/L	20.0		84.8	70-130		
Propoxur	19.0		1.00	ug/L	20.0		95.1	70-130		
Oxamyl	17.4		2.00	ug/L	20.0		87.1	70-130		
Methiocarb	17.1		1.00	ug/L	20.0		85.4	70-130		
Carbaryl	15.8		2.00	ug/L	20.0		78.8	70-130		
Aldicarb Sulfoxide	17.8		0.500	ug/L	20.0		88.8	70-130		
Aldicarb Sulfone	19.0		0.800	ug/L	20.0		95.0	70-130		
Aldicarb	19.6		0.500	ug/L	20.0		97.9	70-130		
3-Hydroxycarbofuran	17.1		2.00	ug/L	20.0		85.5	70-130		
Methomyl	19.1		4.00	ug/L	20.0		95.4	70-130		
Surrogate: BDMC			*227*	*ug/L*	*200*		*113*	*70-130*		
LCS (BGC1015-BS2)					Prepared: 03/23/26 09:36 Analyzed: 03/24/26 18:08					
3-Hydroxycarbofuran	16.6		2.00	ug/L	20.0		83.0	70-130		
Methomyl	18.1		4.00	ug/L	20.0		90.4	70-130		
Propoxur	17.1		1.00	ug/L	20.0		85.3	70-130		
Oxamyl	16.6		2.00	ug/L	20.0		82.8	70-130		
Methiocarb	17.4		1.00	ug/L	20.0		87.0	70-130		
Carbofuran	15.5		0.900	ug/L	20.0		77.6	70-130		
Carbaryl	16.4		2.00	ug/L	20.0		81.9	70-130		
Aldicarb Sulfoxide	17.2		0.500	ug/L	20.0		86.2	70-130		
Aldicarb	18.8		0.500	ug/L	20.0		94.0	70-130		
Aldicarb Sulfone	18.4		0.800	ug/L	20.0		91.8	70-130		
Surrogate: BDMC			*212*	*ug/L*	*200*		*106*	*70-130*		
MRL Check (BGC1015-MRL1)					Prepared: 03/23/26 09:36 Analyzed: 03/23/26 15:19					
3-Hydroxycarbofuran	1.08		2.00	ug/L	1.00		108	50-150		
Aldicarb	1.17		0.500	ug/L	1.00		117	50-150		
Aldicarb Sulfone	1.08		0.800	ug/L	1.00		108	50-150		
Aldicarb Sulfoxide	1.01		0.500	ug/L	1.00		101	50-150		
Carbaryl	1.20		2.00	ug/L	1.00		120	50-150		
Carbofuran	1.03		0.900	ug/L	1.00		103	50-150		
Methiocarb	0.958		1.00	ug/L	1.00		95.8	50-150		
Methomyl	1.12		4.00	ug/L	1.00		112	50-150		
Oxamyl	0.839		2.00	ug/L	1.00		83.9	50-150		
Propoxur	1.00		1.00	ug/L	1.00		100	50-150		
Surrogate: BDMC			*226*	*ug/L*	*200*		*113*	*70-130*		

Anatek Labs, Inc.

Anatek Moscow - 1282 Alturas Drive - Moscow, ID 83843 - 208-883-2839 - moscow@anateklabs.com - FL NELAP E87893
Anatek Spokane - 504 E Sprague Ste. D - Spokane, WA 99202 - 509-838-3999 - spokane@anateklabs.com - FL NELAP E871099
Anatek Yakima - 4802 Tieton Drive - Yakima, WA 98908 - 509-225-9404 - yakima@anateklabs.com - FL NELAP E871190
Anatek Wenatchee - 3019 Gs Center Rd - Wenatchee, WA 98801 - 509-701-8362

Client:	OnSite Environmental, Inc.	Work Order:	WGC0563
Address:	14648 NE. 95th St.	Project:	03-147/791014801
	Redmond, WA 98052	Reported:	4/2/2026 21:34
Attn:	David Baumeister		

Quality Control Data
(Continued)

Semivolatiles (Continued)

Analyte	Result	Qual	Reporting Limit	Units	Spike Level	Source Result	%REC	%REC Limits	RPD	RPD Limit
Batch: BGC1015 - Carbamates (Continued)										
Matrix Spike (BGC1015-MS1)		**Source: MGC0418-01**			Prepared: 03/23/26 09:36 Analyzed: 03/23/26 17:10					
Oxamyl	16.9		2.00	ug/L	20.0	ND	84.7	70-130		
Propoxur	19.1		1.00	ug/L	20.0	ND	95.4	70-130		
Methomyl	18.7		4.00	ug/L	20.0	ND	93.5	70-130		
Methiocarb	17.6		1.00	ug/L	20.0	ND	87.9	70-130		
Aldicarb Sulfoxide	17.8		0.500	ug/L	20.0	ND	89.2	70-130		
Carbofuran	16.6		0.900	ug/L	20.0	ND	83.1	70-130		
3-Hydroxycarbofuran	17.1		2.00	ug/L	20.0	ND	85.3	70-130		
Aldicarb	19.6		0.500	ug/L	20.0	ND	98.1	70-130		
Aldicarb Sulfone	18.9		0.800	ug/L	20.0	ND	94.7	70-130		
Carbaryl	16.8		2.00	ug/L	20.0	ND	84.0	70-130		
Surrogate: BDMC			*224*	*ug/L*	*200*		*112*	*70-130*		
Matrix Spike (BGC1015-MS2)		**Source: WGC0718-01**			Prepared: 03/23/26 09:36 Analyzed: 03/24/26 19:03					
Carbofuran	16.4		0.900	ug/L	20.0	ND	82.2	70-130		
Propoxur	18.6		1.00	ug/L	20.0	ND	93.2	70-130		
Oxamyl	16.8		2.00	ug/L	20.0	ND	84.2	70-130		
Methiocarb	17.2		1.00	ug/L	20.0	ND	86.1	70-130		
Carbaryl	16.5		2.00	ug/L	20.0	ND	82.7	70-130		
Aldicarb Sulfoxide	17.4		0.500	ug/L	20.0	ND	87.2	70-130		
Aldicarb Sulfone	18.6		0.800	ug/L	20.0	ND	93.0	70-130		
Aldicarb	19.1		0.500	ug/L	20.0	ND	95.3	70-130		
3-Hydroxycarbofuran	16.9		2.00	ug/L	20.0	ND	84.4	70-130		
Methomyl	18.4		4.00	ug/L	20.0	ND	91.9	70-130		
Surrogate: BDMC			*212*	*ug/L*	*200*		*106*	*70-130*		
Matrix Spike Dup (BGC1015-MSD1)		**Source: MGC0418-01**			Prepared: 03/23/26 09:36 Analyzed: 03/23/26 18:05					
3-Hydroxycarbofuran	17.4		2.00	ug/L	20.0	ND	86.8	70-130	1.71	25
Propoxur	19.5		1.00	ug/L	20.0	ND	97.6	70-130	2.20	25
Oxamyl	17.1		2.00	ug/L	20.0	ND	85.7	70-130	1.14	25
Methomyl	18.8		4.00	ug/L	20.0	ND	94.0	70-130	0.480	25
Methiocarb	17.6		1.00	ug/L	20.0	ND	88.1	70-130	0.267	25
Carbofuran	16.8		0.900	ug/L	20.0	ND	83.8	70-130	0.797	25
Carbaryl	16.9		2.00	ug/L	20.0	ND	84.6	70-130	0.652	25
Aldicarb Sulfoxide	17.8		0.500	ug/L	20.0	ND	89.1	70-130	0.185	25
Aldicarb	19.6		0.500	ug/L	20.0	ND	98.2	70-130	0.122	25
Aldicarb Sulfone	19.0		0.800	ug/L	20.0	ND	95.1	70-130	0.395	25
Surrogate: BDMC			*243*	*ug/L*	*200*		*122*	*70-130*		

Client:	OnSite Environmental, Inc.	Work Order:	WGC0563
Address:	14648 NE. 95th St.	Project:	03-147/791014801
	Redmond, WA 98052	Reported:	4/2/2026 21:34
Attn:	David Baumeister		

Quality Control Data
(Continued)

Semivolatiles (Continued)

Analyte	Result	Qual	Reporting Limit	Units	Spike Level	Source Result	%REC	%REC Limits	RPD	RPD Limit
Batch: BGC1015 - Carbamates (Continued)										
Matrix Spike Dup (BGC1015-MSD2)		**Source: WGC0718-01**			Prepared: 03/23/26 09:36 Analyzed: 03/24/26 19:59					
Aldicarb Sulfone	18.4		0.800	ug/L	20.0	ND	92.2	70-130	0.821	25
3-Hydroxycarbofuran	16.8		2.00	ug/L	20.0	ND	84.0	70-130	0.517	25
Carbaryl	16.3		2.00	ug/L	20.0	ND	81.7	70-130	1.16	25
Propoxur	18.5		1.00	ug/L	20.0	ND	92.6	70-130	0.662	25
Aldicarb	18.6		0.500	ug/L	20.0	ND	92.9	70-130	2.57	25
Aldicarb Sulfoxide	17.3		0.500	ug/L	20.0	ND	86.3	70-130	1.06	25
Carbofuran	16.5		0.900	ug/L	20.0	ND	82.4	70-130	0.267	25
Methiocarb	17.4		1.00	ug/L	20.0	ND	87.0	70-130	0.970	25
Methomyl	18.1		4.00	ug/L	20.0	ND	90.7	70-130	1.36	25
Oxamyl	16.6		2.00	ug/L	20.0	ND	83.1	70-130	1.23	25
Surrogate: BDMC			*209*	*ug/L*	*200*		*105*	*70-130*		
Batch: BGC1021 - EDB 504										
Blank (BGC1021-BLK1)					Prepared: 03/23/26 09:46 Analyzed: 03/23/26 21:43					
1,2,3-Trichloropropane	ND		0.500	ug/L						
EDB (1,2-Dibromoethane)	ND		0.0100	ug/L						
DBCP (1,2-Dibromo-3-chloropropane)	ND		0.0200	ug/L						
Surrogate: TCX - 2,4,5,6-tetrachloro-m-xylene			*0.156*	*ug/L*	*0.143*		*109*	*70-130*		
LCS (BGC1021-BS1)					Prepared: 03/23/26 09:46 Analyzed: 03/23/26 22:36					
EDB (1,2-Dibromoethane)	0.219		0.0100	ug/L	0.200		109	70-130		
1,2,3-Trichloropropane	0.878		0.500	ug/L	0.900		97.5	70-130		
DBCP (1,2-Dibromo-3-chloropropane)	0.213		0.0200	ug/L	0.200		106	70-130		
Surrogate: TCX - 2,4,5,6-tetrachloro-m-xylene			*0.152*	*ug/L*	*0.143*		*106*	*70-130*		
LCS (BGC1021-BS2)					Prepared: 03/23/26 09:46 Analyzed: 03/24/26 08:44					
1,2,3-Trichloropropane	0.926		0.500	ug/L	0.900		103	70-130		
DBCP (1,2-Dibromo-3-chloropropane)	0.216		0.0200	ug/L	0.200		108	70-130		
EDB (1,2-Dibromoethane)	0.227		0.0100	ug/L	0.200		113	70-130		
Surrogate: TCX - 2,4,5,6-tetrachloro-m-xylene			*0.158*	*ug/L*	*0.143*		*111*	*70-130*		

Anatek Labs, Inc.

Anatek Moscow - 1282 Alturas Drive - Moscow, ID 83843 - 208-883-2839 - moscow@anateklabs.com - FL NELAP E87893
Anatek Spokane - 504 E Sprague Ste. D - Spokane, WA 99202 - 509-838-3999 - spokane@anateklabs.com - FL NELAP E871099
Anatek Yakima - 4802 Tieton Drive - Yakima, WA 98908 - 509-225-9404 - yakima@anateklabs.com - FL NELAP E871190
Anatek Wenatchee - 3019 Gs Center Rd - Wenatchee, WA 98801 - 509-701-8362

Client:	OnSite Environmental, Inc.	Work Order:	WGC0563
Address:	14648 NE. 95th St.	Project:	03-147/791014801
	Redmond, WA 98052	Reported:	4/2/2026 21:34
Attn:	David Baumeister		

Quality Control Data
(Continued)

Semivolatiles (Continued)

Analyte	Result	Qual	Reporting Limit	Units	Spike Level	Source Result	%REC	%REC Limits	RPD	RPD Limit
Batch: BGC1021 - EDB 504 (Continued)										
Duplicate (BGC1021-DUP1)		**Source: MGC0418-01**			Prepared: 03/23/26 09:46 Analyzed: 03/24/26 08:44					
1,2,3-Trichloropropane	ND		0.500	ug/L		ND				20
DBCP (1,2-Dibromo-3-chloropropane)	ND		0.0200	ug/L		ND				20
EDB (1,2-Dibromoethane)	ND		0.0100	ug/L		ND				20
Surrogate: TCX - 2,4,5,6-tetrachloro-m-xylene			*0.156*	*ug/L*	*0.143*		*109*	*70-130*		
MRL Check (BGC1021-MRL1)					Prepared: 03/23/26 09:46 Analyzed: 03/23/26 21:43					
EDB (1,2-Dibromoethane)	0.00880		0.0100	ug/L	0.0100		88.0	60-140		
DBCP (1,2-Dibromo-3-chloropropane)	0.0111		0.0200	ug/L	0.0100		111	60-140		
1,2,3-Trichloropropane	0.266		0.500	ug/L	0.300		88.6	60-140		
Surrogate: TCX - 2,4,5,6-tetrachloro-m-xylene			*0.142*	*ug/L*	*0.143*		*99.7*	*70-130*		
Matrix Spike (BGC1021-MS1)		**Source: MGC0418-02**			Prepared: 03/23/26 09:46 Analyzed: 03/23/26 23:02					
EDB (1,2-Dibromoethane)	0.217		0.0100	ug/L	0.200	ND	109	65-135		
1,2,3-Trichloropropane	0.857		0.500	ug/L	0.900	ND	95.2	65-135		
DBCP (1,2-Dibromo-3-chloropropane)	0.205		0.0200	ug/L	0.200	ND	102	65-135		
Surrogate: TCX - 2,4,5,6-tetrachloro-m-xylene			*0.146*	*ug/L*	*0.143*		*102*	*70-130*		
Batch: BGC1084 - Herbicides										
Blank (BGC1084-BLK1)					Prepared: 03/24/26 09:25 Analyzed: 03/26/26 18:29					
Dalapon	ND		1.00	ug/L						
Dicamba	ND		0.200	ug/L						
Dichloroprop	ND		0.500	ug/L						
2,4-D	ND		0.100	ug/L						
Pentachlorophenol	ND		0.0400	ug/L						
2,4,5-TP (Silvex)	ND		0.200	ug/L						
2,4,5-T	ND		0.400	ug/L						
2,4-DB	ND		1.00	ug/L						
Dinoseb	ND		0.200	ug/L						
Dacthal	ND		0.0200	ug/L						
Picloram	ND		0.100	ug/L						
3,5-Dichlorobenzoic Acid	ND		0.500	ug/L						
Chloramben	ND		0.200	ug/L						
Bentazon	ND		0.500	ug/L						
Acifluorofen	ND		1.00	ug/L						
Surrogate: DCINA			*1.99*	*ug/L*	*2.00*		*99.5*	*70-130*		

Anatek Labs, Inc.

Anatek Moscow - 1282 Alturas Drive - Moscow, ID 83843 - 208-883-2839 - moscow@anateklabs.com - FL NELAP E87893
Anatek Spokane - 504 E Sprague Ste. D - Spokane, WA 99202 - 509-838-3999 - spokane@anateklabs.com - FL NELAP E871099
Anatek Yakima - 4802 Tieton Drive - Yakima, WA 98908 - 509-225-9404 - yakima@anateklabs.com - FL NELAP E871190
Anatek Wenatchee - 3019 Gs Center Rd - Wenatchee, WA 98801 - 509-701-8362

Client:	OnSite Environmental, Inc.	Work Order:	WGC0563
Address:	14648 NE. 95th St.	Project:	03-147/791014801
	Redmond, WA 98052	Reported:	4/2/2026 21:34
Attn:	David Baumeister		

Quality Control Data
(Continued)

Semivolatiles (Continued)

Analyte	Result	Qual	Reporting Limit	Units	Spike Level	Source Result	%REC	%REC Limits	RPD	RPD Limit
Batch: BGC1084 - Herbicides (Continued)										
LCS (BGC1084-BS1)					Prepared: 03/24/26 09:25 Analyzed: 03/26/26 19:03					
Dalapon	12.4		1.00	ug/L	13.0		95.2	70-130		
Dicamba	1.15		0.200	ug/L	1.00		115	70-130		
Dichloroprop	3.42		0.500	ug/L	3.00		114	70-130		
2,4-D	2.09		0.100	ug/L	2.00		105	70-130		
Pentachlorophenol	0.984		0.0400	ug/L	1.00		98.4	70-130		
2,4,5-TP (Silvex)	1.15		0.200	ug/L	1.00		115	70-130		
2,4,5-T	1.20		0.400	ug/L	1.00		120	70-130		
2,4-DB	9.65		1.00	ug/L	8.00		121	70-130		
Dinoseb	2.16		0.200	ug/L	2.00		108	70-130		
Dacthal	0.904		0.0200	ug/L	1.00		90.4	70-130		
Picloram	1.28		0.100	ug/L	1.00		128	70-130		
3,5-Dichlorobenzoic Acid	1.02		0.500	ug/L	1.00		102	70-130		
Chloramben	1.17		0.200	ug/L	1.00		117	70-130		
Bentazon	2.46		0.500	ug/L	2.00		123	70-130		
Acifluorofen	0.894		1.00	ug/L	1.00		89.4	70-130		
Surrogate: DCINA		*S10*	*2.71*	*ug/L*	*2.00*		*135*	*70-130*		
Matrix Spike (BGC1084-MS1)		**Source: MGC0428-03**			Prepared: 03/24/26 09:25 Analyzed: 03/27/26 04:15					
Dalapon	14.0		1.00	ug/L	13.0	ND	108	70-130		
Dicamba	1.15		0.200	ug/L	1.00	ND	115	70-130		
Dichloroprop	3.42		0.500	ug/L	3.00	ND	114	70-130		
2,4-D	2.14		0.100	ug/L	2.00	ND	107	70-130		
Pentachlorophenol	0.766		0.0400	ug/L	1.00	ND	76.6	70-130		
2,4,5-TP (Silvex)	1.12		0.200	ug/L	1.00	ND	112	70-130		
2,4,5-T	1.21		0.400	ug/L	1.00	ND	121	70-130		
2,4-DB	9.52		1.00	ug/L	8.00	ND	119	70-130		
Dinoseb	2.14		0.200	ug/L	2.00	ND	107	70-130		
Dacthal	0.911		0.0200	ug/L	1.00	ND	91.1	70-130		
Picloram	1.28		0.100	ug/L	1.00	ND	128	70-130		
3,5-Dichlorobenzoic Acid	1.05		0.500	ug/L	1.00	ND	105	70-130		
Chloramben	1.13		0.200	ug/L	1.00	ND	113	70-130		
Bentazon	2.17		0.500	ug/L	2.00	ND	109	70-130		
Acifluorofen	0.857		1.00	ug/L	1.00	ND	85.7	70-130		
Surrogate: DCINA			*2.38*	*ug/L*	*2.00*		*119*	*70-130*		

Anatek Labs, Inc.

Anatek Moscow - 1282 Alturas Drive - Moscow, ID 83843 - 208-883-2839 - moscow@anateklabs.com - FL NELAP E87893
Anatek Spokane - 504 E Sprague Ste. D - Spokane, WA 99202 - 509-838-3999 - spokane@anateklabs.com - FL NELAP E871099
Anatek Yakima - 4802 Tieton Drive - Yakima, WA 98908 - 509-225-9404 - yakima@anateklabs.com - FL NELAP E871190
Anatek Wenatchee - 3019 Gs Center Rd - Wenatchee, WA 98801 - 509-701-8362

Client:	OnSite Environmental, Inc.	Work Order:	WGC0563
Address:	14648 NE. 95th St.	Project:	03-147/791014801
	Redmond, WA 98052	Reported:	4/2/2026 21:34
Attn:	David Baumeister		

Quality Control Data
(Continued)

Semivolatiles (Continued)

Analyte	Result	Qual	Reporting Limit	Units	Spike Level	Source Result	%REC	%REC Limits	RPD	RPD Limit
Batch: BGC1084 - Herbicides (Continued)										
Matrix Spike Dup (BGC1084-MSD1)		**Source: MGC0428-03**		Prepared: 03/24/26 09:25 Analyzed: 03/27/26 04:49						
Dalapon	12.6		1.00	ug/L	13.0	ND	97.2	70-130	10.4	30
Dicamba	1.19		0.200	ug/L	1.00	ND	119	70-130	3.18	30
Dichloroprop	3.44		0.500	ug/L	3.00	ND	115	70-130	0.493	30
2,4-D	2.12		0.100	ug/L	2.00	ND	106	70-130	0.592	30
Pentachlorophenol	0.757		0.0400	ug/L	1.00	ND	75.7	70-130	1.16	30
2,4,5-TP (Silvex)	1.11		0.200	ug/L	1.00	ND	111	70-130	0.935	30
2,4,5-T	1.17		0.400	ug/L	1.00	ND	117	70-130	3.47	30
2,4-DB	9.14		1.00	ug/L	8.00	ND	114	70-130	4.16	30
Dinoseb	2.27		0.200	ug/L	2.00	ND	114	70-130	5.80	30
Dacthal	0.949		0.0200	ug/L	1.00	ND	94.9	70-130	4.13	30
Picloram	1.22		0.100	ug/L	1.00	ND	122	70-130	4.43	30
3,5-Dichlorobenzoic Acid	1.05		0.500	ug/L	1.00	ND	105	70-130	0.447	30
Chloramben	1.16		0.200	ug/L	1.00	ND	116	70-130	2.65	30
Bentazon	2.25		0.500	ug/L	2.00	ND	112	70-130	3.43	30
Acifluorofen	0.774		1.00	ug/L	1.00	ND	77.4	70-130	10.1	30
Surrogate: DCINA			*2.30*	*ug/L*	*2.00*		*115*	*70-130*		

WGC0563

Due: 03/30/26

OnSite Environmental Inc.

14648 NE 95th Street, Redmond, WA 98052 · (425) 883-3881

Laboratory Reference #: 03-147

Laboratory: Anatek Labs

Turnaround Request

Project Manager: David Baumeister

Attention: Karice Scott

1 Day | 2 Day | 3 Day

email: dbaumeister@onsite-env.com

Address: 504 E Sprague, Ste D Spokane, WA 99202

Standard

Project Number: 791014801

Phone Number: (509) 838-3999

Other: _____

Project Name: _____

Lab ID	Sample Identification	Date Sampled	Time Sampled	Matrix	# of Cont.	Requested Analyses
	MW-6	3/10/26	15:22	W	11	EPA 504, EPA 505, EPA 525, EPA 515.3, EPA 531.2, EPA 547, EPA 548.1, EPA 549.2
	MW-9	3/10/26	10:28	W	11	EPA 504, EPA 505, EPA 525, EPA 515.3, EPA 531.2, EPA 547, EPA 548.1, EPA 549.2

Signature	Company	Date	Time	Comments/Special Instructions
Relinquished by: Nichelle Johnson	OSE	3/12/26	1540	
Received by: Josie Griffin	Anatek	3/16/26	1039	
Relinquished by:				
Received by:				
Relinquished by:				
Received by:				

WGC0563

Due: 03/30/26

ANATEK LABS		
	Document #:	FRM-0052
	Revision:	04
	Status:	Release
	Effective Date:	26 Feb 2026

Sample Receipt and Preservation Form

Cooler Temperature
Read (°C): 3.4
Corrected (°C): 3.6
Thermometer Used: IR6

Client Name: Onsite

TAT: Normal RUSH: _____ days

Samples Received From: FedEx (UPS) USPS Hand Courier Huber Other: _____

Custody Seal on Cooler/Box: Yes (No) Custody Seals Intact: Yes No (N/A)

Number of Coolers/Boxes: _____ Type of Ice: (Wet Ice) Ice Packs None Other_____

Packing Material: (Bubble Wrap) Bags Foam/Peanuts Paper None Other: _____

				Comments
Samples Received Intact?	(Yes)	No		
Chain of Custody Present/Complete?	(Yes)	No		
Labels and Chains Agree?	(Yes)	No		
Samples Received Within Hold Time?	(Yes)	No		
Correct Containers Received?	(Yes)	No		
Anatek Bottles Used?	(Yes)	No	Unknown	
Samples Properly Preserved?	(Yes)	No	N/A	*If No, record preservation and pH*
				Initial pH: <2 or / pH Paper ID:
VOC Vials Free of Headspace (<6mm)?	Yes	No	(N/A)	
VOC Trip Blanks Present?	Yes	No	(N/A)	
Total Number of Sample Bottles Received: _____				

Record bottle types, preservatives, and lot numbers (if known) below. Please list bottles in descending order by size:

~~g1000~~
g1000 Nasulfite x1/2 2000358
g250 Nasulfite x2 2000358
P500 Nathio 2501225 x2
g125 Nathio 2501225 x2
g44 Nathio x12 2501225

Carb. g44 x2

Notes, comments, etc. (also use this space if contacting the client - record names and date/time)

Received/Inspected By: _____ Date/Time: 1039 3/16/26

Chain of Custody

Page 1 of 1

OnSite Environmental Inc.
14648 NE 95th Street • Redmond, WA 98052
Phone: (425) 883-3881 • www.onsite-env.com

Company: Langan
Project Number: 791014801
Project Name: Hawks Prairie Building 1
Project Manager: Jenny Cutright
Sampled by: JL MG

Turnaround Request (in working days)

(Check One)

- ☐ Same Day ☐ 1 Day
- ☐ 2 Days ☐ 3 Days
- ■ Standard (7 Days) (TPH analysis 5 Days)
- ☐ _____ (other)

Laboratory Number: 03-141

Lab ID	Sample Identification	Date Sampled	Time Sampled	Matrix	Number of Containers	Volatiles 8260 + Vinyl Chloride SIMS	Phase II/V IOC	EPA 504 EDB/DBCP	EPA 505/EPA 525 Pesticides	EPA 515.3 Herbicide	EPA 547 Glyphosate	EPA 531.2 Carbamate	EPA 548.1 Endothall	EPA 549.2 Diquat	% Moisture
1	MW-6	3/10/26	15:22	W	17	X	X	X	X	X	X	X	X	X	
2	MW-9	3/10/26	10:28	W	17	X	X	X	X	X	X	X	X	X	

	Signature	Company	Date	Time
Relinquished		Langan	3/10/26	
Received		Alpha	3/11	1125
Relinquished		Alpha	3/11	1240
Received		OES	3/11/26	1240
Relinquished				
Received				
Reviewed/Date		Reviewed/Date		

Comments/Special Instructions

Chromatograms with final report ☐

OnSite Environmental Inc.
14648 NE 95th Street, Redmond, WA 98052 • (425) 883-3881

April 7, 2026

Jenny Cutright
Langan
520 Pike Street, Suite 985
Seattle, WA 98101

Re: Analytical Data for Project 791014801
Laboratory Reference No. 2603-178

Dear Jenny:

Enclosed are the analytical results and associated quality control data for samples submitted on March 12, 2026.

The standard policy of OnSite Environmental, Inc. is to store your samples for 30 days from the date of receipt. If you require longer storage, please contact the laboratory.

We appreciate the opportunity to be of service to you on this project. If you have any questions concerning the data, or need additional information, please feel free to call me.

Sincerely,

David Baumeister
Project Manager

Enclosures

This report pertains to the samples analyzed in accordance with the chain of custody,
and is intended only for the use of the individual or company to whom it is addressed.

Date of Report: April 7, 2026
Samples Submitted: March 12, 2026
Laboratory Reference: 2603-178
Project: 791014801

Case Narrative

Samples were collected on March 11, 2026 and received by the laboratory on March 12, 2026. They were maintained at the laboratory at a temperature of 2°C to 6°C.

Please note that any and all soil sample results are reported on a dry-weight basis, unless otherwise noted below. However the soil results for the QA/QC samples are reported on a wet-weight basis.

General QA/QC issues associated with the analytical data enclosed in this laboratory report will be indicated with a reference to a comment or explanation on the Data Qualifier page. More complex and involved QA/QC issues will be discussed in detail below.

This report pertains to the samples analyzed in accordance with the chain of custody, and is intended only for the use of the individual or company to whom it is addressed.

Date of Report: April 7, 2026
Samples Submitted: March 12, 2026
Laboratory Reference: 2603-178
Project: 791014801

VOLATILE ORGANICS EPA 8260D/SIM
page 1 of 2

Matrix: Water
Units: ug/L

Analyte	Result	PQL	Method	Date Prepared	Date Analyzed	Flags
Client ID:	**MW-1**					
Laboratory ID:	03-178-01					
Dichlorodifluoromethane	ND	0.20	EPA 8260D	3-17-26	3-17-26	
Chloromethane	ND	1.0	EPA 8260D	3-17-26	3-17-26	
Vinyl Chloride (SIM)	ND	0.020	EPA 8260D/SIM	3-17-26	3-17-26	
Bromomethane	ND	1.0	EPA 8260D	3-17-26	3-17-26	
Chloroethane	ND	1.0	EPA 8260D	3-17-26	3-17-26	
Trichlorofluoromethane	ND	0.20	EPA 8260D	3-17-26	3-17-26	
1,1-Dichloroethene	ND	0.20	EPA 8260D	3-17-26	3-17-26	
Acetone	ND	5.0	EPA 8260D	3-17-26	3-17-26	
Iodomethane	ND	1.0	EPA 8260D	3-17-26	3-17-26	
Carbon Disulfide	ND	0.20	EPA 8260D	3-17-26	3-17-26	
Methylene Chloride	ND	1.0	EPA 8260D	3-17-26	3-17-26	
(trans) 1,2-Dichloroethene	ND	0.20	EPA 8260D	3-17-26	3-17-26	
Methyl t-Butyl Ether	ND	0.20	EPA 8260D	3-17-26	3-17-26	
1,1-Dichloroethane	ND	0.20	EPA 8260D	3-17-26	3-17-26	
Vinyl Acetate	ND	1.0	EPA 8260D	3-17-26	3-17-26	
2,2-Dichloropropane	ND	0.20	EPA 8260D	3-17-26	3-17-26	
(cis) 1,2-Dichloroethene	ND	0.20	EPA 8260D	3-17-26	3-17-26	
2-Butanone	ND	5.0	EPA 8260D	3-17-26	3-17-26	
Bromochloromethane	ND	0.20	EPA 8260D	3-17-26	3-17-26	
Chloroform	ND	0.20	EPA 8260D	3-17-26	3-17-26	
1,1,1-Trichloroethane	ND	0.20	EPA 8260D	3-17-26	3-17-26	
Carbon Tetrachloride	ND	0.20	EPA 8260D	3-17-26	3-17-26	
1,1-Dichloropropene	ND	0.20	EPA 8260D	3-17-26	3-17-26	
Benzene	ND	0.20	EPA 8260D	3-17-26	3-17-26	
1,2-Dichloroethane	ND	0.20	EPA 8260D	3-17-26	3-17-26	
Trichloroethene	ND	0.20	EPA 8260D	3-17-26	3-17-26	
1,2-Dichloropropane	ND	0.20	EPA 8260D	3-17-26	3-17-26	
Dibromomethane	ND	0.20	EPA 8260D	3-17-26	3-17-26	
Bromodichloromethane	ND	0.20	EPA 8260D	3-17-26	3-17-26	
(cis) 1,3-Dichloropropene	ND	0.20	EPA 8260D	3-17-26	3-17-26	
Methyl Isobutyl Ketone	ND	2.0	EPA 8260D	3-17-26	3-17-26	
Toluene	ND	1.0	EPA 8260D	3-17-26	3-17-26	

This report pertains to the samples analyzed in accordance with the chain of custody, and is intended only for the use of the individual or company to whom it is addressed.

Date of Report: April 7, 2026
Samples Submitted: March 12, 2026
Laboratory Reference: 2603-178
Project: 791014801

VOLATILE ORGANICS EPA 8260D/SIM
page 2 of 2

Analyte	Result	PQL	Method	Date Prepared	Date Analyzed	Flags
Client ID:	**MW-1**					
Laboratory ID:	03-178-01					
(trans) 1,3-Dichloropropene	ND	0.20	EPA 8260D	3-17-26	3-17-26	
1,1,2-Trichloroethane	ND	0.20	EPA 8260D	3-17-26	3-17-26	
Tetrachloroethene	ND	0.20	EPA 8260D	3-17-26	3-17-26	
1,3-Dichloropropane	ND	0.20	EPA 8260D	3-17-26	3-17-26	
2-Hexanone	ND	2.0	EPA 8260D	3-17-26	3-17-26	
Dibromochloromethane	ND	0.20	EPA 8260D	3-17-26	3-17-26	
1,2-Dibromoethane	ND	0.20	EPA 8260D	3-17-26	3-17-26	
Chlorobenzene	ND	0.20	EPA 8260D	3-17-26	3-17-26	
1,1,1,2-Tetrachloroethane	ND	0.20	EPA 8260D	3-17-26	3-17-26	
Ethylbenzene	ND	0.20	EPA 8260D	3-17-26	3-17-26	
m,p-Xylene	ND	0.40	EPA 8260D	3-17-26	3-17-26	
o-Xylene	ND	0.20	EPA 8260D	3-17-26	3-17-26	
Styrene	ND	0.20	EPA 8260D	3-17-26	3-17-26	
Bromoform	ND	1.0	EPA 8260D	3-17-26	3-17-26	
Isopropylbenzene	ND	0.20	EPA 8260D	3-17-26	3-17-26	
Bromobenzene	ND	0.20	EPA 8260D	3-17-26	3-17-26	
1,1,2,2-Tetrachloroethane	ND	0.20	EPA 8260D	3-17-26	3-17-26	
1,2,3-Trichloropropane	ND	0.20	EPA 8260D	3-17-26	3-17-26	
n-Propylbenzene	ND	0.20	EPA 8260D	3-17-26	3-17-26	
2-Chlorotoluene	ND	0.20	EPA 8260D	3-17-26	3-17-26	
4-Chlorotoluene	ND	0.20	EPA 8260D	3-17-26	3-17-26	
1,3,5-Trimethylbenzene	ND	0.20	EPA 8260D	3-17-26	3-17-26	
tert-Butylbenzene	ND	0.20	EPA 8260D	3-17-26	3-17-26	
1,2,4-Trimethylbenzene	ND	0.20	EPA 8260D	3-17-26	3-17-26	
sec-Butylbenzene	ND	0.20	EPA 8260D	3-17-26	3-17-26	
1,3-Dichlorobenzene	ND	0.20	EPA 8260D	3-17-26	3-17-26	
p-Isopropyltoluene	ND	0.20	EPA 8260D	3-17-26	3-17-26	
1,4-Dichlorobenzene	ND	0.20	EPA 8260D	3-17-26	3-17-26	
1,2-Dichlorobenzene	ND	0.20	EPA 8260D	3-17-26	3-17-26	
n-Butylbenzene	ND	0.20	EPA 8260D	3-17-26	3-17-26	
1,2-Dibromo-3-chloropropane	ND	1.0	EPA 8260D	3-17-26	3-17-26	
1,2,4-Trichlorobenzene	ND	0.20	EPA 8260D	3-17-26	3-17-26	
Hexachlorobutadiene	ND	1.0	EPA 8260D	3-17-26	3-17-26	
Naphthalene	ND	1.0	EPA 8260D	3-17-26	3-17-26	
1,2,3-Trichlorobenzene	ND	1.0	EPA 8260D	3-17-26	3-17-26	
Surrogate:	*Percent Recovery*	*Control Limits*				
Dibromofluoromethane	*84*	*68-133*				
Toluene-d8	*95*	*79-123*				
4-Bromofluorobenzene	*100*	*78-117*				

This report pertains to the samples analyzed in accordance with the chain of custody, and is intended only for the use of the individual or company to whom it is addressed.

Date of Report: April 7, 2026
Samples Submitted: March 12, 2026
Laboratory Reference: 2603-178
Project: 791014801

VOLATILE ORGANICS EPA 8260D/SIM
page 1 of 2

Matrix: Water
Units: ug/L

Analyte	Result	PQL	Method	Date Prepared	Date Analyzed	Flags
Client ID:	**MW-2**					
Laboratory ID:	03-178-02					
Dichlorodifluoromethane	ND	0.20	EPA 8260D	3-17-26	3-17-26	
Chloromethane	ND	1.0	EPA 8260D	3-17-26	3-17-26	
Vinyl Chloride (SIM)	ND	0.020	EPA 8260D/SIM	3-17-26	3-17-26	
Bromomethane	ND	1.0	EPA 8260D	3-17-26	3-17-26	
Chloroethane	ND	1.0	EPA 8260D	3-17-26	3-17-26	
Trichlorofluoromethane	ND	0.20	EPA 8260D	3-17-26	3-17-26	
1,1-Dichloroethene	ND	0.20	EPA 8260D	3-17-26	3-17-26	
Acetone	ND	5.0	EPA 8260D	3-17-26	3-17-26	
Iodomethane	ND	1.0	EPA 8260D	3-17-26	3-17-26	
Carbon Disulfide	ND	0.20	EPA 8260D	3-17-26	3-17-26	
Methylene Chloride	ND	1.0	EPA 8260D	3-17-26	3-17-26	
(trans) 1,2-Dichloroethene	ND	0.20	EPA 8260D	3-17-26	3-17-26	
Methyl t-Butyl Ether	ND	0.20	EPA 8260D	3-17-26	3-17-26	
1,1-Dichloroethane	ND	0.20	EPA 8260D	3-17-26	3-17-26	
Vinyl Acetate	ND	1.0	EPA 8260D	3-17-26	3-17-26	
2,2-Dichloropropane	ND	0.20	EPA 8260D	3-17-26	3-17-26	
(cis) 1,2-Dichloroethene	ND	0.20	EPA 8260D	3-17-26	3-17-26	
2-Butanone	ND	5.0	EPA 8260D	3-17-26	3-17-26	
Bromochloromethane	ND	0.20	EPA 8260D	3-17-26	3-17-26	
Chloroform	ND	0.20	EPA 8260D	3-17-26	3-17-26	
1,1,1-Trichloroethane	ND	0.20	EPA 8260D	3-17-26	3-17-26	
Carbon Tetrachloride	ND	0.20	EPA 8260D	3-17-26	3-17-26	
1,1-Dichloropropene	ND	0.20	EPA 8260D	3-17-26	3-17-26	
Benzene	ND	0.20	EPA 8260D	3-17-26	3-17-26	
1,2-Dichloroethane	ND	0.20	EPA 8260D	3-17-26	3-17-26	
Trichloroethene	ND	0.20	EPA 8260D	3-17-26	3-17-26	
1,2-Dichloropropane	ND	0.20	EPA 8260D	3-17-26	3-17-26	
Dibromomethane	ND	0.20	EPA 8260D	3-17-26	3-17-26	
Bromodichloromethane	ND	0.20	EPA 8260D	3-17-26	3-17-26	
(cis) 1,3-Dichloropropene	ND	0.20	EPA 8260D	3-17-26	3-17-26	
Methyl Isobutyl Ketone	ND	2.0	EPA 8260D	3-17-26	3-17-26	
Toluene	ND	1.0	EPA 8260D	3-17-26	3-17-26	

This report pertains to the samples analyzed in accordance with the chain of custody, and is intended only for the use of the individual or company to whom it is addressed.

Date of Report: April 7, 2026
Samples Submitted: March 12, 2026
Laboratory Reference: 2603-178
Project: 791014801

VOLATILE ORGANICS EPA 8260D/SIM
page 2 of 2

Analyte	Result	PQL	Method	Date Prepared	Date Analyzed	Flags
Client ID:	**MW-2**					
Laboratory ID:	03-178-02					
(trans) 1,3-Dichloropropene	ND	0.20	EPA 8260D	3-17-26	3-17-26	
1,1,2-Trichloroethane	ND	0.20	EPA 8260D	3-17-26	3-17-26	
Tetrachloroethene	ND	0.20	EPA 8260D	3-17-26	3-17-26	
1,3-Dichloropropane	ND	0.20	EPA 8260D	3-17-26	3-17-26	
2-Hexanone	ND	2.0	EPA 8260D	3-17-26	3-17-26	
Dibromochloromethane	ND	0.20	EPA 8260D	3-17-26	3-17-26	
1,2-Dibromoethane	ND	0.20	EPA 8260D	3-17-26	3-17-26	
Chlorobenzene	ND	0.20	EPA 8260D	3-17-26	3-17-26	
1,1,1,2-Tetrachloroethane	ND	0.20	EPA 8260D	3-17-26	3-17-26	
Ethylbenzene	ND	0.20	EPA 8260D	3-17-26	3-17-26	
m,p-Xylene	ND	0.40	EPA 8260D	3-17-26	3-17-26	
o-Xylene	ND	0.20	EPA 8260D	3-17-26	3-17-26	
Styrene	ND	0.20	EPA 8260D	3-17-26	3-17-26	
Bromoform	ND	1.0	EPA 8260D	3-17-26	3-17-26	
Isopropylbenzene	ND	0.20	EPA 8260D	3-17-26	3-17-26	
Bromobenzene	ND	0.20	EPA 8260D	3-17-26	3-17-26	
1,1,2,2-Tetrachloroethane	ND	0.20	EPA 8260D	3-17-26	3-17-26	
1,2,3-Trichloropropane	ND	0.20	EPA 8260D	3-17-26	3-17-26	
n-Propylbenzene	ND	0.20	EPA 8260D	3-17-26	3-17-26	
2-Chlorotoluene	ND	0.20	EPA 8260D	3-17-26	3-17-26	
4-Chlorotoluene	ND	0.20	EPA 8260D	3-17-26	3-17-26	
1,3,5-Trimethylbenzene	ND	0.20	EPA 8260D	3-17-26	3-17-26	
tert-Butylbenzene	ND	0.20	EPA 8260D	3-17-26	3-17-26	
1,2,4-Trimethylbenzene	ND	0.20	EPA 8260D	3-17-26	3-17-26	
sec-Butylbenzene	ND	0.20	EPA 8260D	3-17-26	3-17-26	
1,3-Dichlorobenzene	ND	0.20	EPA 8260D	3-17-26	3-17-26	
p-Isopropyltoluene	ND	0.20	EPA 8260D	3-17-26	3-17-26	
1,4-Dichlorobenzene	ND	0.20	EPA 8260D	3-17-26	3-17-26	
1,2-Dichlorobenzene	ND	0.20	EPA 8260D	3-17-26	3-17-26	
n-Butylbenzene	ND	0.20	EPA 8260D	3-17-26	3-17-26	
1,2-Dibromo-3-chloropropane	ND	1.0	EPA 8260D	3-17-26	3-17-26	
1,2,4-Trichlorobenzene	ND	0.20	EPA 8260D	3-17-26	3-17-26	
Hexachlorobutadiene	ND	1.0	EPA 8260D	3-17-26	3-17-26	
Naphthalene	ND	1.0	EPA 8260D	3-17-26	3-17-26	
1,2,3-Trichlorobenzene	ND	1.0	EPA 8260D	3-17-26	3-17-26	
Surrogate:	*Percent Recovery*	*Control Limits*				
Dibromofluoromethane	*85*	*68-133*				
Toluene-d8	*96*	*79-123*				
4-Bromofluorobenzene	*101*	*78-117*				

This report pertains to the samples analyzed in accordance with the chain of custody, and is intended only for the use of the individual or company to whom it is addressed.

Date of Report: April 7, 2026
Samples Submitted: March 12, 2026
Laboratory Reference: 2603-178
Project: 791014801

VOLATILE ORGANICS EPA 8260D/SIM
page 1 of 2

Matrix: Water
Units: ug/L

Analyte	Result	PQL	Method	Date Prepared	Date Analyzed	Flags
Client ID:	**MW-7**					
Laboratory ID:	03-178-03					
Dichlorodifluoromethane	ND	0.20	EPA 8260D	3-17-26	3-17-26	
Chloromethane	ND	1.0	EPA 8260D	3-17-26	3-17-26	
Vinyl Chloride (SIM)	ND	0.020	EPA 8260D/SIM	3-17-26	3-17-26	
Bromomethane	ND	1.0	EPA 8260D	3-17-26	3-17-26	
Chloroethane	ND	1.0	EPA 8260D	3-17-26	3-17-26	
Trichlorofluoromethane	ND	0.20	EPA 8260D	3-17-26	3-17-26	
1,1-Dichloroethene	ND	0.20	EPA 8260D	3-17-26	3-17-26	
Acetone	ND	5.0	EPA 8260D	3-17-26	3-17-26	
Iodomethane	ND	1.0	EPA 8260D	3-17-26	3-17-26	
Carbon Disulfide	ND	0.20	EPA 8260D	3-17-26	3-17-26	
Methylene Chloride	ND	1.0	EPA 8260D	3-17-26	3-17-26	
(trans) 1,2-Dichloroethene	ND	0.20	EPA 8260D	3-17-26	3-17-26	
Methyl t-Butyl Ether	ND	0.20	EPA 8260D	3-17-26	3-17-26	
1,1-Dichloroethane	ND	0.20	EPA 8260D	3-17-26	3-17-26	
Vinyl Acetate	ND	1.0	EPA 8260D	3-17-26	3-17-26	
2,2-Dichloropropane	ND	0.20	EPA 8260D	3-17-26	3-17-26	
(cis) 1,2-Dichloroethene	ND	0.20	EPA 8260D	3-17-26	3-17-26	
2-Butanone	ND	5.0	EPA 8260D	3-17-26	3-17-26	
Bromochloromethane	ND	0.20	EPA 8260D	3-17-26	3-17-26	
Chloroform	ND	0.20	EPA 8260D	3-17-26	3-17-26	
1,1,1-Trichloroethane	ND	0.20	EPA 8260D	3-17-26	3-17-26	
Carbon Tetrachloride	ND	0.20	EPA 8260D	3-17-26	3-17-26	
1,1-Dichloropropene	ND	0.20	EPA 8260D	3-17-26	3-17-26	
Benzene	ND	0.20	EPA 8260D	3-17-26	3-17-26	
1,2-Dichloroethane	ND	0.20	EPA 8260D	3-17-26	3-17-26	
Trichloroethene	ND	0.20	EPA 8260D	3-17-26	3-17-26	
1,2-Dichloropropane	ND	0.20	EPA 8260D	3-17-26	3-17-26	
Dibromomethane	ND	0.20	EPA 8260D	3-17-26	3-17-26	
Bromodichloromethane	ND	0.20	EPA 8260D	3-17-26	3-17-26	
(cis) 1,3-Dichloropropene	ND	0.20	EPA 8260D	3-17-26	3-17-26	
Methyl Isobutyl Ketone	ND	2.0	EPA 8260D	3-17-26	3-17-26	
Toluene	ND	1.0	EPA 8260D	3-17-26	3-17-26	

This report pertains to the samples analyzed in accordance with the chain of custody, and is intended only for the use of the individual or company to whom it is addressed.

Date of Report: April 7, 2026
Samples Submitted: March 12, 2026
Laboratory Reference: 2603-178
Project: 791014801

VOLATILE ORGANICS EPA 8260D/SIM
page 2 of 2

Analyte	Result	PQL	Method	Date Prepared	Date Analyzed	Flags
Client ID:	**MW-7**					
Laboratory ID:	03-178-03					
(trans) 1,3-Dichloropropene	ND	0.20	EPA 8260D	3-17-26	3-17-26	
1,1,2-Trichloroethane	ND	0.20	EPA 8260D	3-17-26	3-17-26	
Tetrachloroethene	ND	0.20	EPA 8260D	3-17-26	3-17-26	
1,3-Dichloropropane	ND	0.20	EPA 8260D	3-17-26	3-17-26	
2-Hexanone	ND	2.0	EPA 8260D	3-17-26	3-17-26	
Dibromochloromethane	ND	0.20	EPA 8260D	3-17-26	3-17-26	
1,2-Dibromoethane	ND	0.20	EPA 8260D	3-17-26	3-17-26	
Chlorobenzene	ND	0.20	EPA 8260D	3-17-26	3-17-26	
1,1,1,2-Tetrachloroethane	ND	0.20	EPA 8260D	3-17-26	3-17-26	
Ethylbenzene	ND	0.20	EPA 8260D	3-17-26	3-17-26	
m,p-Xylene	ND	0.40	EPA 8260D	3-17-26	3-17-26	
o-Xylene	ND	0.20	EPA 8260D	3-17-26	3-17-26	
Styrene	ND	0.20	EPA 8260D	3-17-26	3-17-26	
Bromoform	ND	1.0	EPA 8260D	3-17-26	3-17-26	
Isopropylbenzene	ND	0.20	EPA 8260D	3-17-26	3-17-26	
Bromobenzene	ND	0.20	EPA 8260D	3-17-26	3-17-26	
1,1,2,2-Tetrachloroethane	ND	0.20	EPA 8260D	3-17-26	3-17-26	
1,2,3-Trichloropropane	ND	0.20	EPA 8260D	3-17-26	3-17-26	
n-Propylbenzene	ND	0.20	EPA 8260D	3-17-26	3-17-26	
2-Chlorotoluene	ND	0.20	EPA 8260D	3-17-26	3-17-26	
4-Chlorotoluene	ND	0.20	EPA 8260D	3-17-26	3-17-26	
1,3,5-Trimethylbenzene	ND	0.20	EPA 8260D	3-17-26	3-17-26	
tert-Butylbenzene	ND	0.20	EPA 8260D	3-17-26	3-17-26	
1,2,4-Trimethylbenzene	ND	0.20	EPA 8260D	3-17-26	3-17-26	
sec-Butylbenzene	ND	0.20	EPA 8260D	3-17-26	3-17-26	
1,3-Dichlorobenzene	ND	0.20	EPA 8260D	3-17-26	3-17-26	
p-Isopropyltoluene	ND	0.20	EPA 8260D	3-17-26	3-17-26	
1,4-Dichlorobenzene	ND	0.20	EPA 8260D	3-17-26	3-17-26	
1,2-Dichlorobenzene	ND	0.20	EPA 8260D	3-17-26	3-17-26	
n-Butylbenzene	ND	0.20	EPA 8260D	3-17-26	3-17-26	
1,2-Dibromo-3-chloropropane	ND	1.0	EPA 8260D	3-17-26	3-17-26	
1,2,4-Trichlorobenzene	ND	0.20	EPA 8260D	3-17-26	3-17-26	
Hexachlorobutadiene	ND	1.0	EPA 8260D	3-17-26	3-17-26	
Naphthalene	ND	1.0	EPA 8260D	3-17-26	3-17-26	
1,2,3-Trichlorobenzene	ND	1.0	EPA 8260D	3-17-26	3-17-26	
Surrogate:	*Percent Recovery*	*Control Limits*				
Dibromofluoromethane	*84*	*68-133*				
Toluene-d8	*96*	*79-123*				
4-Bromofluorobenzene	*100*	*78-117*				

This report pertains to the samples analyzed in accordance with the chain of custody, and is intended only for the use of the individual or company to whom it is addressed.

Date of Report: April 7, 2026
Samples Submitted: March 12, 2026
Laboratory Reference: 2603-178
Project: 791014801

VOLATILE ORGANICS EPA 8260D/SIM
QUALITY CONTROL
page 1 of 2

Matrix: Water
Units: ug/L

Analyte	Result	PQL	Method	Date Prepared	Date Analyzed	Flags
METHOD BLANK						
Laboratory ID:	MB0317W2					
Dichlorodifluoromethane	ND	0.20	EPA 8260D	3-17-26	3-17-26	
Chloromethane	ND	1.0	EPA 8260D	3-17-26	3-17-26	
Vinyl Chloride (SIM)	ND	0.020	EPA 8260D/SIM	3-17-26	3-17-26	
Bromomethane	ND	1.0	EPA 8260D	3-17-26	3-17-26	
Chloroethane	ND	1.0	EPA 8260D	3-17-26	3-17-26	
Trichlorofluoromethane	ND	0.20	EPA 8260D	3-17-26	3-17-26	
1,1-Dichloroethene	ND	0.20	EPA 8260D	3-17-26	3-17-26	
Acetone	ND	5.0	EPA 8260D	3-17-26	3-17-26	
Iodomethane	ND	1.0	EPA 8260D	3-17-26	3-17-26	
Carbon Disulfide	ND	0.20	EPA 8260D	3-17-26	3-17-26	
Methylene Chloride	ND	1.0	EPA 8260D	3-17-26	3-17-26	
(trans) 1,2-Dichloroethene	ND	0.20	EPA 8260D	3-17-26	3-17-26	
Methyl t-Butyl Ether	ND	0.20	EPA 8260D	3-17-26	3-17-26	
1,1-Dichloroethane	ND	0.20	EPA 8260D	3-17-26	3-17-26	
Vinyl Acetate	ND	1.0	EPA 8260D	3-17-26	3-17-26	
2,2-Dichloropropane	ND	0.20	EPA 8260D	3-17-26	3-17-26	
(cis) 1,2-Dichloroethene	ND	0.20	EPA 8260D	3-17-26	3-17-26	
2-Butanone	ND	5.0	EPA 8260D	3-17-26	3-17-26	
Bromochloromethane	ND	0.20	EPA 8260D	3-17-26	3-17-26	
Chloroform	ND	0.20	EPA 8260D	3-17-26	3-17-26	
1,1,1-Trichloroethane	ND	0.20	EPA 8260D	3-17-26	3-17-26	
Carbon Tetrachloride	ND	0.20	EPA 8260D	3-17-26	3-17-26	
1,1-Dichloropropene	ND	0.20	EPA 8260D	3-17-26	3-17-26	
Benzene	ND	0.20	EPA 8260D	3-17-26	3-17-26	
1,2-Dichloroethane	ND	0.20	EPA 8260D	3-17-26	3-17-26	
Trichloroethene	ND	0.20	EPA 8260D	3-17-26	3-17-26	
1,2-Dichloropropane	ND	0.20	EPA 8260D	3-17-26	3-17-26	
Dibromomethane	ND	0.20	EPA 8260D	3-17-26	3-17-26	
Bromodichloromethane	ND	0.20	EPA 8260D	3-17-26	3-17-26	
(cis) 1,3-Dichloropropene	ND	0.20	EPA 8260D	3-17-26	3-17-26	
Methyl Isobutyl Ketone	ND	2.0	EPA 8260D	3-17-26	3-17-26	
Toluene	ND	1.0	EPA 8260D	3-17-26	3-17-26	

This report pertains to the samples analyzed in accordance with the chain of custody,
and is intended only for the use of the individual or company to whom it is addressed.

Date of Report: April 7, 2026
Samples Submitted: March 12, 2026
Laboratory Reference: 2603-178
Project: 791014801

VOLATILE ORGANICS EPA 8260D/SIM
QUALITY CONTROL
page 2 of 2

Analyte	Result	PQL	Method	Date Prepared	Date Analyzed	Flags
METHOD BLANK						
Laboratory ID:	MB0317W2					
(trans) 1,3-Dichloropropene	ND	0.20	EPA 8260D	3-17-26	3-17-26	
1,1,2-Trichloroethane	ND	0.20	EPA 8260D	3-17-26	3-17-26	
Tetrachloroethene	ND	0.20	EPA 8260D	3-17-26	3-17-26	
1,3-Dichloropropane	ND	0.20	EPA 8260D	3-17-26	3-17-26	
2-Hexanone	ND	2.0	EPA 8260D	3-17-26	3-17-26	
Dibromochloromethane	ND	0.20	EPA 8260D	3-17-26	3-17-26	
1,2-Dibromoethane	ND	0.20	EPA 8260D	3-17-26	3-17-26	
Chlorobenzene	ND	0.20	EPA 8260D	3-17-26	3-17-26	
1,1,1,2-Tetrachloroethane	ND	0.20	EPA 8260D	3-17-26	3-17-26	
Ethylbenzene	ND	0.20	EPA 8260D	3-17-26	3-17-26	
m,p-Xylene	ND	0.40	EPA 8260D	3-17-26	3-17-26	
o-Xylene	ND	0.20	EPA 8260D	3-17-26	3-17-26	
Styrene	ND	0.20	EPA 8260D	3-17-26	3-17-26	
Bromoform	ND	1.0	EPA 8260D	3-17-26	3-17-26	
Isopropylbenzene	ND	0.20	EPA 8260D	3-17-26	3-17-26	
Bromobenzene	ND	0.20	EPA 8260D	3-17-26	3-17-26	
1,1,2,2-Tetrachloroethane	ND	0.20	EPA 8260D	3-17-26	3-17-26	
1,2,3-Trichloropropane	ND	0.20	EPA 8260D	3-17-26	3-17-26	
n-Propylbenzene	ND	0.20	EPA 8260D	3-17-26	3-17-26	
2-Chlorotoluene	ND	0.20	EPA 8260D	3-17-26	3-17-26	
4-Chlorotoluene	ND	0.20	EPA 8260D	3-17-26	3-17-26	
1,3,5-Trimethylbenzene	ND	0.20	EPA 8260D	3-17-26	3-17-26	
tert-Butylbenzene	ND	0.20	EPA 8260D	3-17-26	3-17-26	
1,2,4-Trimethylbenzene	ND	0.20	EPA 8260D	3-17-26	3-17-26	
sec-Butylbenzene	ND	0.20	EPA 8260D	3-17-26	3-17-26	
1,3-Dichlorobenzene	ND	0.20	EPA 8260D	3-17-26	3-17-26	
p-Isopropyltoluene	ND	0.20	EPA 8260D	3-17-26	3-17-26	
1,4-Dichlorobenzene	ND	0.20	EPA 8260D	3-17-26	3-17-26	
1,2-Dichlorobenzene	ND	0.20	EPA 8260D	3-17-26	3-17-26	
n-Butylbenzene	ND	0.20	EPA 8260D	3-17-26	3-17-26	
1,2-Dibromo-3-chloropropane	ND	1.0	EPA 8260D	3-17-26	3-17-26	
1,2,4-Trichlorobenzene	ND	0.20	EPA 8260D	3-17-26	3-17-26	
Hexachlorobutadiene	ND	1.0	EPA 8260D	3-17-26	3-17-26	
Naphthalene	ND	1.0	EPA 8260D	3-17-26	3-17-26	
1,2,3-Trichlorobenzene	ND	1.0	EPA 8260D	3-17-26	3-17-26	
Surrogate:	*Percent Recovery*	*Control Limits*				
Dibromofluoromethane	*90*	*68-133*				
Toluene-d8	*100*	*79-123*				
4-Bromofluorobenzene	*103*	*78-117*				

This report pertains to the samples analyzed in accordance with the chain of custody, and is intended only for the use of the individual or company to whom it is addressed.

Date of Report: April 7, 2026
Samples Submitted: March 12, 2026
Laboratory Reference: 2603-178
Project: 791014801

VOLATILE ORGANICS EPA 8260D/SIM
QUALITY CONTROL
page 1 of 2

Matrix: Water
Units: ug/L

Analyte	Result		Spike Level		Percent Recovery		Recovery Limits	RPD	RPD Limit	Flags
SPIKE BLANKS										
Laboratory ID:	SB0317W2									
	SB	SBD	SB	SBD	SB	SBD				
Dichlorodifluoromethane	**9.93**	**8.63**	10.0	10.0	99	86	34-166	14	25	
Chloromethane	**8.31**	**7.66**	10.0	10.0	83	77	38-141	8	31	
Vinyl Chloride	**8.81**	**8.05**	10.0	10.0	88	81	67-131	9	16	
Bromomethane	**8.97**	**8.43**	10.0	10.0	90	84	30-155	6	34	
Chloroethane	**9.26**	**8.54**	10.0	10.0	93	85	63-130	8	18	
Trichlorofluoromethane	**9.74**	**8.88**	10.0	10.0	97	89	80-131	9	17	
1,1-Dichloroethene	**9.64**	**8.86**	10.0	10.0	96	89	77-125	8	15	
Acetone	**6.23**	**7.21**	10.0	10.0	62	72	45-135	15	24	
Iodomethane	**6.20**	**5.87**	10.0	10.0	62	59	27-146	5	33	
Carbon Disulfide	**5.09**	**4.84**	10.0	10.0	51	48	41-150	5	19	
Methylene Chloride	**8.60**	**8.12**	10.0	10.0	86	81	66-123	6	15	
(trans) 1,2-Dichloroethene	**9.28**	**8.56**	10.0	10.0	93	86	76-126	8	15	
Methyl t-Butyl Ether	**8.55**	**8.14**	10.0	10.0	86	81	73-129	5	15	
1,1-Dichloroethane	**9.19**	**8.52**	10.0	10.0	92	85	75-126	8	15	
Vinyl Acetate	**7.70**	**7.54**	10.0	10.0	77	75	57-139	2	15	
2,2-Dichloropropane	**9.17**	**8.63**	10.0	10.0	92	86	75-154	6	19	
(cis) 1,2-Dichloroethene	**9.13**	**8.38**	10.0	10.0	91	84	77-129	9	15	
2-Butanone	**8.26**	**8.33**	10.0	10.0	83	83	62-129	1	17	
Bromochloromethane	**9.74**	**9.04**	10.0	10.0	97	90	72-129	7	19	
Chloroform	**9.30**	**8.64**	10.0	10.0	93	86	72-125	7	15	
1,1,1-Trichloroethane	**9.45**	**8.76**	10.0	10.0	95	88	79-127	8	15	
Carbon Tetrachloride	**9.90**	**9.02**	10.0	10.0	99	90	78-131	9	15	
1,1-Dichloropropene	**9.45**	**8.74**	10.0	10.0	95	87	77-124	8	15	
Benzene	**9.24**	**8.49**	10.0	10.0	92	85	75-126	8	15	
1,2-Dichloroethane	**9.11**	**8.58**	10.0	10.0	91	86	74-128	6	15	
Trichloroethene	**10.6**	**9.80**	10.0	10.0	106	98	80-130	8	15	
1,2-Dichloropropane	**10.2**	**9.58**	10.0	10.0	102	96	80-124	6	15	
Dibromomethane	**10.5**	**9.89**	10.0	10.0	105	99	80-131	6	15	
Bromodichloromethane	**10.4**	**9.72**	10.0	10.0	104	97	81-131	7	15	
(cis) 1,3-Dichloropropene	**10.4**	**9.83**	10.0	10.0	104	98	74-136	6	15	
Methyl Isobutyl Ketone	**9.26**	**9.01**	10.0	10.0	93	90	67-132	3	15	
Toluene	**9.93**	**9.19**	10.0	10.0	99	92	75-127	8	15	
(trans) 1,3-Dichloropropene	**11.0**	**10.5**	10.0	10.0	110	105	69-137	5	15	

This report pertains to the samples analyzed in accordance with the chain of custody, and is intended only for the use of the individual or company to whom it is addressed.

Date of Report: April 7, 2026
Samples Submitted: March 12, 2026
Laboratory Reference: 2603-178
Project: 791014801

VOLATILE ORGANICS EPA 8260D/SIM
QUALITY CONTROL
page 2 of 2

Analyte	Result		Spike Level		Percent Recovery		Recovery Limits	RPD	RPD Limit	Flags
SPIKE BLANKS										
Laboratory ID:	SB0317W2									
	SB	SBD	SB	SBD	SB	SBD				
1,1,2-Trichloroethane	**10.8**	**10.3**	10.0	10.0	108	103	80-122	5	15	
Tetrachloroethene	**11.3**	**10.5**	10.0	10.0	113	105	80-130	7	20	
1,3-Dichloropropane	**10.6**	**10.1**	10.0	10.0	106	101	82-128	5	15	
2-Hexanone	**8.10**	**8.31**	10.0	10.0	81	83	67-130	3	19	
Dibromochloromethane	**11.5**	**10.9**	10.0	10.0	115	109	58-149	5	32	
1,2-Dibromoethane	**11.2**	**10.8**	10.0	10.0	112	108	82-127	4	15	
Chlorobenzene	**11.0**	**10.2**	10.0	10.0	110	102	80-120	8	15	
1,1,1,2-Tetrachloroethane	**11.7**	**10.9**	10.0	10.0	117	109	80-127	7	15	
Ethylbenzene	**10.9**	**10.1**	10.0	10.0	109	101	80-124	8	15	
m,p-Xylene	**22.2**	**20.5**	20.0	20.0	111	103	80-124	8	15	
o-Xylene	**11.1**	**10.3**	10.0	10.0	111	103	80-123	7	15	
Styrene	**11.3**	**10.6**	10.0	10.0	113	106	82-125	6	15	
Bromoform	**11.6**	**11.2**	10.0	10.0	116	112	66-136	4	15	
Isopropylbenzene	**11.2**	**10.5**	10.0	10.0	112	105	80-127	6	15	
Bromobenzene	**11.3**	**10.5**	10.0	10.0	113	105	82-123	7	15	
1,1,2,2-Tetrachloroethane	**11.2**	**10.9**	10.0	10.0	112	109	78-124	3	15	
1,2,3-Trichloropropane	**10.9**	**10.4**	10.0	10.0	109	104	67-123	5	15	
n-Propylbenzene	**11.3**	**10.5**	10.0	10.0	113	105	80-129	7	15	
2-Chlorotoluene	**11.4**	**10.6**	10.0	10.0	114	106	77-126	7	15	
4-Chlorotoluene	**11.4**	**10.7**	10.0	10.0	114	107	79-128	6	15	
1,3,5-Trimethylbenzene	**11.5**	**10.7**	10.0	10.0	115	107	79-128	7	15	
tert-Butylbenzene	**11.4**	**10.5**	10.0	10.0	114	105	80-127	8	15	
1,2,4-Trimethylbenzene	**11.6**	**10.8**	10.0	10.0	116	108	80-128	7	15	
sec-Butylbenzene	**11.6**	**10.8**	10.0	10.0	116	108	79-130	7	15	
1,3-Dichlorobenzene	**11.4**	**10.6**	10.0	10.0	114	106	79-125	7	15	
p-Isopropyltoluene	**11.5**	**10.6**	10.0	10.0	115	106	80-132	8	15	
1,4-Dichlorobenzene	**11.0**	**10.4**	10.0	10.0	110	104	78-123	6	15	
1,2-Dichlorobenzene	**11.5**	**10.7**	10.0	10.0	115	107	79-125	7	15	
n-Butylbenzene	**11.4**	**10.6**	10.0	10.0	114	106	78-138	7	16	
1,2-Dibromo-3-chloropropane	**10.5**	**10.8**	10.0	10.0	105	108	62-133	3	17	
1,2,4-Trichlorobenzene	**11.2**	**10.8**	10.0	10.0	112	108	74-140	4	20	
Hexachlorobutadiene	**12.2**	**11.5**	10.0	10.0	122	115	76-144	6	22	
Naphthalene	**9.56**	**9.61**	10.0	10.0	96	96	55-132	1	23	
1,2,3-Trichlorobenzene	**10.9**	**10.4**	10.0	10.0	109	104	64-142	5	28	
Surrogate:										
Dibromofluoromethane					*90*	*89*	*68-133*			
Toluene-d8					*98*	*97*	*79-123*			
4-Bromofluorobenzene					*102*	*101*	*78-117*			

This report pertains to the samples analyzed in accordance with the chain of custody, and is intended only for the use of the individual or company to whom it is addressed.

OnSite Environmental Inc.

Data Qualifiers and Abbreviations

A - Due to a high sample concentration, the amount spiked is insufficient for meaningful MS/MSD recovery data.

B - The analyte indicated was also found in the blank sample.

C - The duplicate RPD is outside control limits due to high result variability when analyte concentrations are within five times the quantitation limit.

E - The value reported exceeds the quantitation range and is an estimate.

F - Surrogate recovery data is not available due to the high concentration of coeluting target compounds.

H - The analyte indicated is a common laboratory solvent and may have been introduced during sample preparation, and be impacting the sample result.

I - Compound recovery is outside of the control limits.

J - The value reported was below the practical quantitation limit. The value is an estimate.

K - Sample duplicate RPD is outside control limits due to sample inhomogeneity. The sample was re-extracted and re-analyzed with similar results.

L - The RPD is outside of the control limits.

M - Hydrocarbons in the gasoline range are impacting the diesel range result.

M1 - Hydrocarbons in the gasoline range (toluene-naphthalene) are present in the sample.

N - Hydrocarbons in the lube oil range are impacting the diesel range result.

N1 - Hydrocarbons in diesel range are impacting lube oil range results.

O - Hydrocarbons indicative of heavier fuels are present in the sample and are impacting the gasoline result.

P - The RPD of the detected concentrations between the two columns is greater than 40.

Q - Surrogate recovery is outside of the control limits.

S - Surrogate recovery data is not available due to the necessary dilution of the sample.

T - The sample chromatogram is not similar to a typical _____.

U - The analyte was analyzed for, but was not detected above the reported sample quantitation limit.

U1 - The practical quantitation limit is elevated due to interferences present in the sample.

V - Matrix Spike/Matrix Spike Duplicate recoveries are outside control limits due to matrix effects.

W - Matrix Spike/Matrix Spike Duplicate RPD are outside control limits due to matrix effects.

X - Sample extract treated with a mercury cleanup procedure.

X1 - Sample extract treated with a sulfuric acid/silica gel cleanup procedure.

X2 - Sample extract treated with a silica gel cleanup procedure.

Y - The calibration verification for this analyte exceeded the 20% drift specified in methods 8260 & 8270, and therefore the reported result should be considered an estimate. The overall performance of the calibration verification standard met the acceptance criteria of the method.

Y1 - Negative effects of the matrix from this sample on the instrument caused values for this analyte in the bracketing continuing calibration verification standard (CCVs) to be outside of 20% acceptance criteria. Because of this, quantitation limits and sample concentrations should be considered estimates.

Z -

ND - Not Detected at PQL
PQL - Practical Quantitation Limit
RPD - Relative Percent Difference

This report pertains to the samples analyzed in accordance with the chain of custody, and is intended only for the use of the individual or company to whom it is addressed.

Am Test Inc.
13600 NE 126th Place Suite C
Kirkland, WA
(425) 885-1664
www.amtestlab.com

Professional Analytical Services

April 01, 2026

OnSite Environmental Inc.
14648 NE 95th ST
Redmond, WA 98052
Attention: David Baumeister

Project: Onsite (Chem)
Project Number: 791014801
COC Number: 03-178

David Baumeister:

Enclosed please find the analytical data for your Onsite (Chem) project.

Your sample(s) were received on Thursday, March 12, 2026 and properly maintained prior to the subsequent analysis. The analytical procedures used at AmTest are well documented and are typically derived from the protocols of the EPA, USDA, FDA, Standard Methods or the Army Corps of Engineers.

Following the analytical results you will find the Quality Control (QA/QC) results.

Please note that the detection limits that are listed in the body of the report refer to the Practical Quantitation Limits (PQL's), as opposed to the Method Detection Limits (MDL's).

If you should have any questions pertaining to the data package, please feel free to contact me.
Sincerely,

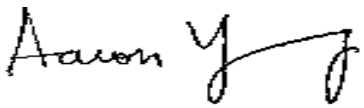

Aaron Young
President
aarony@amtestlab.com

Am Test Inc.
13600 NE 126th Place Suite C
Kirkland, WA
(425) 885-1664
www.amtestlab.com

ANALYSIS REPORT

Professional Analytical Services

OnSite Environmental Inc.
14648 NE 95th ST
Redmond, WA 98052
Attention: David Baumeister
Project Name: Onsite (Chem)
Project #: 791014801

Date Received: 03/12/26
Date Reported: 04/01/26

Reported Samples

Lab ID	Sample	Matrix	Qualifiers	Date Sampled	Date Received
A26C0316-01	MW-1	Water		03/11/2026	03/12/2026
A26C0316-02	MW-2	Water		03/11/2026	03/12/2026
A26C0316-03	MW-7	Water		03/11/2026	03/12/2026

The contents of this report apply to the sample(s) analyzed in accordance with the chain of custody document.
No duplication of this report is allowed, except in its entirety.

Am Test Inc.
13600 NE 126th Place Suite C
Kirkland, WA
(425) 885-1664
www.amtestlab.com

AMTEST LABORATORIES

Professional Analytical Services

ANALYSIS REPORT

Date Received: 03/12/26
Date Reported: 04/01/26

OnSite Environmental Inc.
14648 NE 95th ST
Redmond, WA 98052
Attention: David Baumeister
Project Name: Onsite (Chem)
Project #: 791014801

AMTEST Identification Number: A26C0316-01
Client Identification: MW-1
Sampling Date: 03/11/26 10:57

Conventional Chemistry Parameters by APHA/EPA Methods

PARAMETER	RESULT	UNITS	Q	R.L.	METHOD	ANALYST	DATE
Color	5.0	Color Units		5.0	SM 2120B_2011	JL	03/13/2026
Conductivity	99.8	umhos/cm		0.50	SM 2510B_2011	JL	03/13/2026
pH	6.4	pH Units		0.1	SM 4500-H+B_2011	JL	03/13/2026
Total Cyanide	ND	mg/L	U	0.005	SM 4500CN-E_2011	AE	03/20/2026
Total Dissolved Solids	85.0	mg/L		5.00	SM 2540C_2011	KH	03/18/2026
Turbidity	0.89	NTU		0.05	EPA 180.1_2_1993	JL	03/13/2026

Anions by EPA Method 300.0

PARAMETER	RESULT	UNITS	Q	R.L.	METHOD	ANALYST	DATE
Chloride	2.05	mg/L		0.10	EPA 300.0_2.1_1993	AL	03/12/2026
Fluoride	0.05	mg/L		0.05	EPA 300.0_2.1_1993	AL	03/12/2026
Nitrate Nitrogen	ND	mg/L		0.025	EPA 300.0_2.1_1993	AL	03/12/2026
Nitrite Nitrogen	ND	mg/L		0.005	EPA 300.0_2.1_1993	AL	03/12/2026
Sulfate	1.24	mg/L		0.10	EPA 300.0_2.1_1993	AL	03/12/2026

Metals by EPA 200 Series Methods

PARAMETER	RESULT	UNITS	Q	R.L.	METHOD	ANALYST	DATE
Total Antimony	ND	ug/L	U	0.300	EPA 200.8_5.4_1994	LF	03/27/2026
Total Arsenic	0.522	ug/L		0.100	EPA 200.8_5.4_1994	LF	03/27/2026
Total Barium	5.821	ug/L		0.300	EPA 200.8_5.4_1994	LF	03/27/2026
Total Beryllium	ND	ug/L	U	0.300	EPA 200.8_5.4_1994	LF	03/27/2026
Total Cadmium	ND	ug/L	U	0.100	EPA 200.8_5.4_1994	LF	03/27/2026
Total Calcium	6.79	mg/L		0.200	EPA 200.7_4.4_1994	LF	03/18/2026
Total Chromium	ND	ug/L	U	0.500	EPA 200.8_5.4_1994	LF	03/27/2026
Total Copper	0.235	ug/L	J	0.500	EPA 200.8_5.4_1994	LF	03/27/2026
Hardness as (CaCO3)	34.6	mg/L		1.00	EPA 200.7_4.4_1994	LF	03/18/2026
Total Iron	0.419	mg/L		0.030	EPA 200.7_4.4_1994	LF	03/18/2026
Total Lead	ND	ug/L	U	0.200	EPA 200.8_5.4_1994	LF	03/27/2026
Total Magnesium	4.30	mg/L		0.050	EPA 200.7_4.4_1994	LF	03/18/2026
Total Manganese	64.59	ug/L		0.200	EPA 200.8_5.4_1994	LF	03/27/2026

The contents of this report apply to the sample(s) analyzed in accordance with the chain of custody document.
No duplication of this report is allowed, except in its entirety.

Am Test Inc.
13600 NE 126th Place Suite C
Kirkland, WA
(425) 885-1664
www.amtestlab.com

ANALYSIS REPORT

Professional Analytical Services

Date Received: 03/12/26
Date Reported: 04/01/26

OnSite Environmental Inc.
14648 NE 95th ST
Redmond, WA 98052
Attention: David Baumeister
Project Name: Onsite (Chem)
Project #: 791014801

AMTEST Identification Number: A26C0316-01
Client Identification: MW-1
Sampling Date: 03/11/26 10:57

Metals by EPA 200 Series Methods (Continued)

PARAMETER	RESULT	UNITS	Q	R.L.	METHOD	ANALYST	DATE
Total Mercury	ND	ug/L		0.100	EPA 245.1_3_1994	LF	03/24/2026
Total Nickel	1.919	ug/L		0.200	EPA 200.8_5.4_1994	LF	03/27/2026
Total Selenium	ND	ug/L	U	1.000	EPA 200.8_5.4_1994	LF	03/27/2026
Total Silver	ND	ug/L	U	0.200	EPA 200.8_5.4_1994	LF	03/27/2026
Total Sodium	6.49	mg/L		0.100	EPA 200.7_4.4_1994	LF	03/18/2026
Total Thallium	ND	ug/L	U	0.100	EPA 200.8_5.4_1994	LF	03/27/2026
Total Zinc	12.41	ug/L		0.500	EPA 200.8_5.4_1994	LF	03/27/2026

The contents of this report apply to the sample(s) analyzed in accordance with the chain of custody document.
No duplication of this report is allowed, except in its entirety.

Am Test Inc.
13600 NE 126th Place Suite C
Kirkland, WA
(425) 885-1664
www.amtestlab.com

AMTEST LABORATORIES

Professional Analytical Services

ANALYSIS REPORT

Date Received: 03/12/26
Date Reported: 04/01/26

OnSite Environmental Inc.
14648 NE 95th ST
Redmond, WA 98052
Attention: David Baumeister
Project Name: Onsite (Chem)
Project #: 791014801

AMTEST Identification Number: A26C0316-02
Client Identification: MW-2
Sampling Date: 03/11/26 13:27

Conventional Chemistry Parameters by APHA/EPA Methods

PARAMETER	RESULT	UNITS	Q	R.L.	METHOD	ANALYST	DATE
Color	20.0	Color Units		5.0	SM 2120B_2011	JL	03/13/2026
Conductivity	135	umhos/cm		0.50	SM 2510B_2011	JL	03/13/2026
pH	6.3	pH Units		0.1	SM 4500-H+B_2011	JL	03/13/2026
Total Cyanide	ND	mg/L	U	0.005	SM 4500CN-E_2011	AE	03/20/2026
Total Dissolved Solids	122	mg/L		5.00	SM 2540C_2011	KH	03/18/2026
Turbidity	7.10	NTU		0.05	EPA 180.1_2_1993	JL	03/13/2026

Anions by EPA Method 300.0

PARAMETER	RESULT	UNITS	Q	R.L.	METHOD	ANALYST	DATE
Chloride	2.18	mg/L		0.10	EPA 300.0_2.1_1993	AL	03/12/2026
Fluoride	0.11	mg/L		0.05	EPA 300.0_2.1_1993	AL	03/12/2026
Nitrate Nitrogen	ND	mg/L		0.025	EPA 300.0_2.1_1993	AL	03/12/2026
Nitrite Nitrogen	0.027	mg/L		0.005	EPA 300.0_2.1_1993	AL	03/12/2026
Sulfate	0.23	mg/L		0.10	EPA 300.0_2.1_1993	AL	03/12/2026

Metals by EPA 200 Series Methods

PARAMETER	RESULT	UNITS	Q	R.L.	METHOD	ANALYST	DATE
Total Antimony	1.794	ug/L		0.300	EPA 200.8_5.4_1994	LF	03/27/2026
Total Arsenic	1.767	ug/L		0.100	EPA 200.8_5.4_1994	LF	03/27/2026
Total Barium	5.001	ug/L		0.300	EPA 200.8_5.4_1994	LF	03/27/2026
Total Beryllium	ND	ug/L	U	0.300	EPA 200.8_5.4_1994	LF	03/27/2026
Total Cadmium	ND	ug/L	U	0.100	EPA 200.8_5.4_1994	LF	03/27/2026
Total Calcium	8.76	mg/L		0.200	EPA 200.7_4.4_1994	LF	03/18/2026
Total Chromium	0.748	ug/L		0.500	EPA 200.8_5.4_1994	LF	03/27/2026
Total Copper	0.760	ug/L		0.500	EPA 200.8_5.4_1994	LF	03/27/2026
Hardness as (CaCO3)	46.3	mg/L		1.00	EPA 200.7_4.4_1994	LF	03/18/2026
Total Iron	2.10	mg/L		0.030	EPA 200.7_4.4_1994	LF	03/18/2026
Total Lead	0.133	ug/L	J	0.200	EPA 200.8_5.4_1994	LF	03/27/2026
Total Magnesium	5.95	mg/L		0.050	EPA 200.7_4.4_1994	LF	03/18/2026
Total Manganese	95.53	ug/L		0.200	EPA 200.8_5.4_1994	LF	03/27/2026

The contents of this report apply to the sample(s) analyzed in accordance with the chain of custody document.
No duplication of this report is allowed, except in its entirety.

Am Test Inc.
13600 NE 126th Place Suite C
Kirkland, WA
(425) 885-1664
www.amtestlab.com

AMTEST LABORATORIES

Professional Analytical Services

ANALYSIS REPORT

Date Received: 03/12/26
Date Reported: 04/01/26

OnSite Environmental Inc.
14648 NE 95th ST
Redmond, WA 98052
Attention: David Baumeister
Project Name: Onsite (Chem)
Project #: 791014801

AMTEST Identification Number: A26C0316-02
Client Identification: MW-2
Sampling Date: 03/11/26 13:27

Metals by EPA 200 Series Methods (Continued)

PARAMETER	RESULT	UNITS	Q	R.L.	METHOD	ANALYST	DATE
Total Mercury	ND	ug/L		0.100	EPA 245.1_3_1994	LF	03/24/2026
Total Nickel	4.388	ug/L		0.200	EPA 200.8_5.4_1994	LF	03/27/2026
Total Selenium	ND	ug/L	U	1.000	EPA 200.8_5.4_1994	LF	03/27/2026
Total Silver	ND	ug/L	U	0.200	EPA 200.8_5.4_1994	LF	03/27/2026
Total Sodium	8.94	mg/L		0.100	EPA 200.7_4.4_1994	LF	03/18/2026
Total Thallium	ND	ug/L	U	0.100	EPA 200.8_5.4_1994	LF	03/27/2026
Total Zinc	3.996	ug/L		0.500	EPA 200.8_5.4_1994	LF	03/27/2026

The contents of this report apply to the sample(s) analyzed in accordance with the chain of custody document.
No duplication of this report is allowed, except in its entirety.

Am Test Inc.
13600 NE 126th Place Suite C
Kirkland, WA
(425) 885-1664
www.amtestlab.com

AMTEST LABORATORIES

Professional Analytical Services

ANALYSIS REPORT

Date Received: 03/12/26
Date Reported: 04/01/26

OnSite Environmental Inc.
14648 NE 95th ST
Redmond, WA 98052
Attention: David Baumeister
Project Name: Onsite (Chem)
Project #: 791014801

AMTEST Identification Number: A26C0316-03
Client Identification: MW-7
Sampling Date: 03/11/26 16:21

Conventional Chemistry Parameters by APHA/EPA Methods

PARAMETER	RESULT	UNITS	Q	R.L.	METHOD	ANALYST	DATE
Color	5.0	Color Units		5.0	SM 2120B_2011	JL	03/13/2026
Conductivity	248	umhos/cm		0.50	SM 2510B_2011	JL	03/13/2026
pH	6.3	pH Units		0.1	SM 4500-H+B_2011	JL	03/13/2026
Total Cyanide	ND	mg/L	U	0.005	SM 4500CN-E_2011	AE	03/20/2026
Total Dissolved Solids	145	mg/L		5.00	SM 2540C_2011	KH	03/18/2026
Turbidity	0.61	NTU		0.05	EPA 180.1_2_1993	JL	03/13/2026

Anions by EPA Method 300.0

PARAMETER	RESULT	UNITS	Q	R.L.	METHOD	ANALYST	DATE
Chloride	13.7	mg/L	D	1.00	EPA 300.0_2.1_1993	AL	03/18/2026
Fluoride	ND	mg/L		0.05	EPA 300.0_2.1_1993	AL	03/12/2026
Nitrate Nitrogen	0.563	mg/L		0.025	EPA 300.0_2.1_1993	AL	03/12/2026
Nitrite Nitrogen	0.029	mg/L		0.005	EPA 300.0_2.1_1993	AL	03/12/2026
Sulfate	4.79	mg/L		0.10	EPA 300.0_2.1_1993	AL	03/12/2026

Metals by EPA 200 Series Methods

PARAMETER	RESULT	UNITS	Q	R.L.	METHOD	ANALYST	DATE
Total Antimony	0.337	ug/L		0.300	EPA 200.8_5.4_1994	LF	03/27/2026
Total Arsenic	0.522	ug/L		0.100	EPA 200.8_5.4_1994	LF	03/27/2026
Total Barium	3.808	ug/L		0.300	EPA 200.8_5.4_1994	LF	03/27/2026
Total Beryllium	ND	ug/L	U	0.300	EPA 200.8_5.4_1994	LF	03/27/2026
Total Cadmium	ND	ug/L	U	0.100	EPA 200.8_5.4_1994	LF	03/27/2026
Total Calcium	21.8	mg/L		0.200	EPA 200.7_4.4_1994	LF	03/18/2026
Total Chromium	0.739	ug/L		0.500	EPA 200.8_5.4_1994	LF	03/27/2026
Total Copper	0.551	ug/L		0.500	EPA 200.8_5.4_1994	LF	03/27/2026
Hardness as (CaCO3)	105	mg/L		1.00	EPA 200.7_4.4_1994	LF	03/18/2026
Total Iron	0.117	mg/L		0.030	EPA 200.7_4.4_1994	LF	03/18/2026
Total Lead	ND	ug/L	U	0.200	EPA 200.8_5.4_1994	LF	03/27/2026
Total Magnesium	12.3	mg/L		0.050	EPA 200.7_4.4_1994	LF	03/18/2026
Total Manganese	3.021	ug/L		0.200	EPA 200.8_5.4_1994	LF	03/27/2026

The contents of this report apply to the sample(s) analyzed in accordance with the chain of custody document.
No duplication of this report is allowed, except in its entirety.

Am Test Inc.
13600 NE 126th Place Suite C
Kirkland, WA
(425) 885-1664
www.amtestlab.com

ANALYSIS REPORT

Professional Analytical Services

Date Received: 03/12/26
Date Reported: 04/01/26

OnSite Environmental Inc.
14648 NE 95th ST
Redmond, WA 98052
Attention: David Baumeister
Project Name: Onsite (Chem)
Project #: 791014801

AMTEST Identification Number: A26C0316-03
Client Identification: MW-7
Sampling Date: 03/11/26 16:21

Metals by EPA 200 Series Methods (Continued)

PARAMETER	RESULT	UNITS	Q	R.L.	METHOD	ANALYST	DATE
Total Mercury	ND	ug/L		0.100	EPA 245.1_3_1994	LF	03/24/2026
Total Nickel	0.560	ug/L		0.200	EPA 200.8_5.4_1994	LF	03/27/2026
Total Selenium	ND	ug/L	U	1.000	EPA 200.8_5.4_1994	LF	03/27/2026
Total Silver	ND	ug/L	U	0.200	EPA 200.8_5.4_1994	LF	03/27/2026
Total Sodium	7.83	mg/L		0.100	EPA 200.7_4.4_1994	LF	03/18/2026
Total Thallium	ND	ug/L	U	0.100	EPA 200.8_5.4_1994	LF	03/27/2026
Total Zinc	1.379	ug/L		0.500	EPA 200.8_5.4_1994	LF	03/27/2026

The contents of this report apply to the sample(s) analyzed in accordance with the chain of custody document.
No duplication of this report is allowed, except in its entirety.

Am Test Inc.
13600 NE 126th Place Suite C
Kirkland, WA
(425) 885-1664
www.amtestlab.com

AMTEST LABORATORIES

ANALYSIS REPORT

Professional Analytical Services

Date Received: 03/12/26
Date Reported: 04/01/26

OnSite Environmental Inc.
14648 NE 95th ST
Redmond, WA 98052
Attention: David Baumeister
Project Name: Onsite (Chem)
Project #: 791014801

Quality Control

Conventional Chemistry Parameters by APHA/EPA Methods

Analyte	Result	Qual	Reporting Limit	Units	Spike Level	Source Result	%REC	%REC Limits	RPD	RPD Limit
Batch: BDC0256 - No Prep - WetChem										
Calibration Blank (BDC0256-CCB1)					Prepared & Analyzed: 03/13/26					
Conductivity	0.30			umhos/cm						
Turbidity	0.09	U		NTU						
Calibration Blank (BDC0256-CCB2)					Prepared & Analyzed: 03/13/26					
Conductivity	0.32			umhos/cm						
Turbidity	0.09	U		NTU						
Calibration Check (BDC0256-CCV1)					Prepared & Analyzed: 03/13/26					
Conductivity	180			umhos/cm	200.0		90%	85-115%		
pH	7.0			pH Units	6.860		102%	85-115%		
Turbidity	1.66			NTU	1.690		98%	85-115%		
Calibration Check (BDC0256-CCV2)					Prepared & Analyzed: 03/13/26					
Conductivity	190			umhos/cm	200.0		95%	85-115%		
pH	6.9			pH Units	6.860		101%	85-115%		
Turbidity	1.67			NTU	1.690		99%	85-115%		
Duplicate (BDC0256-DUP1)		**Source: A26C0275-01**			Prepared & Analyzed: 03/13/26					
Conductivity	180		0.50	umhos/cm		180			0.1	10
pH	7.1		0.1	pH Units		7.1			0.1	10
Turbidity	0.88		0.05	NTU		0.87			1	10
Duplicate (BDC0256-DUP2)		**Source: A26C0316-01**			Prepared & Analyzed: 03/13/26					
Color	5.0		5.0	Color Units		5.0			0	10
Conductivity	99.7		0.50	umhos/cm		99.8			0.1	10
pH	6.4		0.1	pH Units		6.4			0.5	10
Turbidity	0.90		0.05	NTU		0.89			2	10
Batch: BDC0287 - No Prep - WetChem										
Calibration Blank (BDC0287-CCB1)					Prepared: 03/16/26 Analyzed: 03/18/26					
Total Dissolved Solids	ND			mg/L						
Calibration Blank (BDC0287-CCB2)					Prepared: 03/16/26 Analyzed: 03/18/26					
Total Dissolved Solids	ND			mg/L						
Calibration Check (BDC0287-CCV1)					Prepared: 03/16/26 Analyzed: 03/18/26					

The contents of this report apply to the sample(s) analyzed in accordance with the chain of custody document.
No duplication of this report is allowed, except in its entirety.

Am Test Inc.
13600 NE 126th Place Suite C
Kirkland, WA
(425) 885-1664
www.amtestlab.com

AMTEST LABORATORIES

ANALYSIS REPORT

Professional Analytical Services

Date Received: 03/12/26
Date Reported: 04/01/26

OnSite Environmental Inc.
14648 NE 95th ST
Redmond, WA 98052
Attention: David Baumeister
Project Name: Onsite (Chem)
Project #: 791014801

Quality Control
(Continued)

Conventional Chemistry Parameters by APHA/EPA Methods (Continued)

Analyte	Result	Qual	Reporting Limit	Units	Spike Level	Source Result	%REC	%REC Limits	RPD	RPD Limit
Batch: BDC0287 - No Prep - WetChem (Continued)										
Calibration Check (BDC0287-CCV1)					Prepared: 03/16/26 Analyzed: 03/18/26					
Total Dissolved Solids	338			mg/L	350.0		97%	85-115%		
Calibration Check (BDC0287-CCV2)					Prepared: 03/16/26 Analyzed: 03/18/26					
Total Dissolved Solids	351			mg/L	350.0		100%	85-115%		
Duplicate (BDC0287-DUP1)		**Source: A26C0319-02**			Prepared: 03/16/26 Analyzed: 03/18/26					
Total Dissolved Solids	208		5.00	mg/L		198			5	45
Duplicate (BDC0287-DUP2)		**Source: A26C0342-03**			Prepared: 03/16/26 Analyzed: 03/18/26					
Total Dissolved Solids	328		5.00	mg/L		2,320			150	45
Batch: BDC0380 - No Prep - WetChem										
Blank (BDC0380-BLK1)					Prepared: 03/19/26 Analyzed: 03/20/26					
Total Cyanide	ND	U	0.005	mg/L						
LCS (BDC0380-BS1)					Prepared: 03/19/26 Analyzed: 03/20/26					
Total Cyanide	0.052		0.005	mg/L	0.05000		105%	75-125%		
Calibration Blank (BDC0380-CCB1)					Prepared: 03/19/26 Analyzed: 03/20/26					
Total Cyanide	ND	U		mg/L						
Calibration Blank (BDC0380-CCB2)					Prepared: 03/19/26 Analyzed: 03/20/26					
Total Cyanide	ND	U		mg/L						
Calibration Check (BDC0380-CCV1)					Prepared: 03/19/26 Analyzed: 03/20/26					
Total Cyanide	0.107		0.005	mg/L	0.1000		107%	85-115%		
Calibration Check (BDC0380-CCV2)					Prepared: 03/19/26 Analyzed: 03/20/26					
Total Cyanide	0.102		0.005	mg/L	0.1000		102%	85-115%		
Duplicate (BDC0380-DUP1)		**Source: A26C0331-03**			Prepared: 03/19/26 Analyzed: 03/20/26					
Total Cyanide	ND	U	0.005	mg/L		ND				30
Matrix Spike (BDC0380-MS1)		**Source: A26C0331-03**			Prepared: 03/19/26 Analyzed: 03/20/26					
Total Cyanide	0.051		0.005	mg/L	0.05000	ND	103%	55-145%		

The contents of this report apply to the sample(s) analyzed in accordance with the chain of custody document.
No duplication of this report is allowed, except in its entirety.

Am Test Inc.
13600 NE 126th Place Suite C
Kirkland, WA
(425) 885-1664
www.amtestlab.com

AMTEST LABORATORIES

ANALYSIS REPORT

Professional Analytical Services

Date Received: 03/12/26
Date Reported: 04/01/26

OnSite Environmental Inc.
14648 NE 95th ST
Redmond, WA 98052
Attention: David Baumeister
Project Name: Onsite (Chem)
Project #: 791014801

Quality Control
(Continued)

Anions by EPA Method 300.0

Analyte	Result	Qual	Reporting Limit	Units	Spike Level	Source Result	%REC	%REC Limits	RPD	RPD Limit
Batch: BDC0258 - No Prep - WetChem										
LCS (BDC0258-BS1)					Prepared & Analyzed: 03/12/26					
Chloride	1.01		0.10	mg/L	1.000		101%	90-110%		
Fluoride	1.02		0.05	mg/L	1.000		102%	90-110%		
Nitrate Nitrogen	1.02		0.025	mg/L	1.000		102%	90-110%		
Nitrite Nitrogen	0.997		0.005	mg/L	1.000		100%	90-110%		
Sulfate	0.94		0.10	mg/L	1.000		94%	90-110%		
LCS (BDC0258-BS2)					Prepared & Analyzed: 03/13/26					
Chloride	1.01		0.10	mg/L	1.000		101%	90-110%		
Fluoride	1.03		0.05	mg/L	1.000		103%	90-110%		
Nitrate Nitrogen	1.02		0.025	mg/L	1.000		102%	90-110%		
Nitrite Nitrogen	1.01		0.005	mg/L	1.000		101%	90-110%		
Sulfate	0.98		0.10	mg/L	1.000		98%	90-110%		
Calibration Blank (BDC0258-CCB1)					Prepared & Analyzed: 03/12/26					
Chloride	ND	U		mg/L						
Fluoride	ND			mg/L						
Nitrate Nitrogen	ND			mg/L						
Nitrite Nitrogen	ND			mg/L						
Sulfate	ND	U		mg/L						
Calibration Blank (BDC0258-CCB2)					Prepared & Analyzed: 03/12/26					
Chloride	ND	U		mg/L						
Fluoride	ND			mg/L						
Nitrate Nitrogen	ND			mg/L						
Nitrite Nitrogen	ND			mg/L						
Sulfate	ND	U		mg/L						
Calibration Blank (BDC0258-CCB3)					Prepared & Analyzed: 03/13/26					
Chloride	ND	U		mg/L						
Fluoride	ND			mg/L						
Nitrate Nitrogen	ND			mg/L						
Nitrite Nitrogen	ND			mg/L						
Sulfate	ND	U		mg/L						
Calibration Blank (BDC0258-CCB4)					Prepared & Analyzed: 03/13/26					
Chloride	ND	U		mg/L						
Fluoride	ND			mg/L						

The contents of this report apply to the sample(s) analyzed in accordance with the chain of custody document.
No duplication of this report is allowed, except in its entirety.

Am Test Inc.
13600 NE 126th Place Suite C
Kirkland, WA
(425) 885-1664
www.amtestlab.com

AMTEST LABORATORIES

ANALYSIS REPORT

Professional Analytical Services

Date Received: 03/12/26
Date Reported: 04/01/26

OnSite Environmental Inc.
14648 NE 95th ST
Redmond, WA 98052
Attention: David Baumeister
Project Name: Onsite (Chem)
Project #: 791014801

Quality Control
(Continued)

Anions by EPA Method 300.0 (Continued)

Analyte	Result	Qual	Reporting Limit	Units	Spike Level	Source Result	%REC	%REC Limits	RPD	RPD Limit
Batch: BDC0258 - No Prep - WetChem (Continued)										
Calibration Blank (BDC0258-CCB4)					Prepared & Analyzed: 03/13/26					
Nitrate Nitrogen	ND			mg/L						
Nitrite Nitrogen	ND			mg/L						
Sulfate	ND	U		mg/L						
Calibration Check (BDC0258-CCV1)					Prepared & Analyzed: 03/12/26					
Chloride	2.02		0.10	mg/L	2.000		101%	85-115%		
Fluoride	2.02		0.05	mg/L	2.000		101%	85-115%		
Nitrate Nitrogen	2.04		0.025	mg/L	2.000		102%	85-115%		
Nitrite Nitrogen	2.02		0.005	mg/L	2.000		101%	85-115%		
Sulfate	1.96		0.10	mg/L	2.000		98%	85-115%		
Calibration Check (BDC0258-CCV2)					Prepared & Analyzed: 03/12/26					
Chloride	2.02		0.10	mg/L	2.000		101%	85-115%		
Fluoride	2.00		0.05	mg/L	2.000		100%	85-115%		
Nitrate Nitrogen	2.03		0.025	mg/L	2.000		101%	85-115%		
Nitrite Nitrogen	2.02		0.005	mg/L	2.000		101%	85-115%		
Sulfate	2.01		0.10	mg/L	2.000		101%	85-115%		
Calibration Check (BDC0258-CCV3)					Prepared & Analyzed: 03/13/26					
Chloride	2.01		0.10	mg/L	2.000		101%	85-115%		
Fluoride	2.03		0.05	mg/L	2.000		102%	85-115%		
Nitrate Nitrogen	2.03		0.025	mg/L	2.000		102%	85-115%		
Nitrite Nitrogen	2.03		0.005	mg/L	2.000		101%	85-115%		
Sulfate	2.01		0.10	mg/L	2.000		101%	85-115%		
Calibration Check (BDC0258-CCV4)					Prepared & Analyzed: 03/13/26					
Chloride	2.03		0.10	mg/L	2.000		102%	85-115%		
Fluoride	2.04		0.05	mg/L	2.000		102%	85-115%		
Nitrate Nitrogen	2.05		0.025	mg/L	2.000		102%	85-115%		
Nitrite Nitrogen	2.03		0.005	mg/L	2.000		102%	85-115%		
Sulfate	2.02		0.10	mg/L	2.000		101%	85-115%		
Duplicate (BDC0258-DUP1)		**Source: A26C0316-01**			Prepared & Analyzed: 03/12/26					
Chloride	2.04		0.10	mg/L		2.05			0.3	20
Fluoride	0.06		0.05	mg/L		0.05			10	20
Nitrate Nitrogen	ND		0.025	mg/L		ND				20
Nitrite Nitrogen	ND		0.005	mg/L		ND				20

The contents of this report apply to the sample(s) analyzed in accordance with the chain of custody document.
No duplication of this report is allowed, except in its entirety.

Am Test Inc.
13600 NE 126th Place Suite C
Kirkland, WA
(425) 885-1664
www.amtestlab.com

ANALYSIS REPORT

Professional Analytical Services

Date Received: 03/12/26
Date Reported: 04/01/26

OnSite Environmental Inc.
14648 NE 95th ST
Redmond, WA 98052
Attention: David Baumeister
Project Name: Onsite (Chem)
Project #: 791014801

Quality Control
(Continued)

Anions by EPA Method 300.0 (Continued)

Analyte	Result	Qual	Reporting Limit	Units	Spike Level	Source Result	%REC	%REC Limits	RPD	RPD Limit
Batch: BDC0258 - No Prep - WetChem (Continued)										
Duplicate (BDC0258-DUP1)		**Source: A26C0316-01**			Prepared & Analyzed: 03/12/26					
Sulfate	1.27		0.10	mg/L		1.24			3	20
Duplicate (BDC0258-DUP2)		**Source: A26C0296-01**			Prepared & Analyzed: 03/12/26					
Chloride	6.12		0.10	mg/L		6.17			0.8	20
Fluoride	ND		0.05	mg/L		ND				20
Nitrate Nitrogen	2.47		0.025	mg/L		2.49			0.9	20
Nitrite Nitrogen	ND		0.005	mg/L		ND				20
Sulfate	3.91		0.10	mg/L		3.94			0.6	20
Duplicate (BDC0258-DUP3)		**Source: A26C0291-03**			Prepared & Analyzed: 03/13/26					
Chloride	9.18		0.10	mg/L		9.22			0.4	20
Fluoride	0.03		0.05	mg/L		0.04			12	20
Nitrate Nitrogen	0.239		0.025	mg/L		0.237			0.8	20
Nitrite Nitrogen	ND		0.005	mg/L		ND				20
Sulfate	2.93		0.10	mg/L		2.97			1	20
MRL Check (BDC0258-MRL1)					Prepared & Analyzed: 03/12/26					
Chloride	0.11		0.10	mg/L	0.1000		111%	50-150%		
Fluoride	0.10		0.05	mg/L	0.1000		103%	50-150%		
Nitrate Nitrogen	0.094		0.025	mg/L	0.1000		94%	50-150%		
Nitrite Nitrogen	0.106		0.005	mg/L	0.1000		106%	50-150%		
Sulfate	0.11		0.10	mg/L	0.1000		107%	50-150%		
Matrix Spike (BDC0258-MS1)		**Source: A26C0316-01**			Prepared & Analyzed: 03/12/26					
Chloride	4.07	D	0.20	mg/L	2.000	2.05	101%	80-120%		
Fluoride	2.11		0.10	mg/L	2.000	0.05	106%	90-110%		
Nitrate Nitrogen	2.04		0.050	mg/L	2.000	ND	102%	80-120%		
Nitrite Nitrogen	2.00		0.010	mg/L	2.000	ND	100%	80-120%		
Sulfate	3.20	D	0.20	mg/L	2.000	1.24	98%	80-120%		
Matrix Spike (BDC0258-MS2)		**Source: A26C0296-01**			Prepared & Analyzed: 03/13/26					
Chloride	8.15	D	0.20	mg/L	2.000	6.17	99%	80-120%		
Fluoride	2.07		0.10	mg/L	2.000	ND	104%	90-110%		
Nitrate Nitrogen	4.48		0.050	mg/L	2.000	2.49	100%	80-120%		
Nitrite Nitrogen	2.03		0.010	mg/L	2.000	ND	101%	80-120%		
Sulfate	5.76	D	0.20	mg/L	2.000	3.94	91%	80-120%		

The contents of this report apply to the sample(s) analyzed in accordance with the chain of custody document.
No duplication of this report is allowed, except in its entirety.

Am Test Inc.
13600 NE 126th Place Suite C
Kirkland, WA
(425) 885-1664
www.amtestlab.com

AMTEST LABORATORIES

ANALYSIS REPORT

Professional Analytical Services

Date Received: 03/12/26
Date Reported: 04/01/26

OnSite Environmental Inc.
14648 NE 95th ST
Redmond, WA 98052
Attention: David Baumeister
Project Name: Onsite (Chem)
Project #: 791014801

Quality Control
(Continued)

Anions by EPA Method 300.0 (Continued)

Analyte	Result	Qual	Reporting Limit	Units	Spike Level	Source Result	%REC	%REC Limits	RPD	RPD Limit
Batch: BDC0258 - No Prep - WetChem (Continued)										
Matrix Spike (BDC0258-MS3)		**Source: A26C0291-03**			Prepared & Analyzed: 03/13/26					
Chloride	11.2	D	0.20	mg/L	2.000	9.22	97%	80-120%		
Fluoride	2.10		0.10	mg/L	2.000	ND	105%	90-110%		
Nitrate Nitrogen	2.29		0.050	mg/L	2.000	0.237	102%	80-120%		
Nitrite Nitrogen	2.05		0.010	mg/L	2.000	ND	103%	80-120%		
Sulfate	4.80	D	0.20	mg/L	2.000	2.97	91%	80-120%		
Reference (BDC0258-SRM1)					Prepared & Analyzed: 03/12/26					
Chloride	5.03		0.10	mg/L	5.000		101%	0-200%		
Fluoride	1.02		0.05	mg/L	1.000		102%	0-200%		
Nitrate Nitrogen	1.02		0.025	mg/L	1.000		102%	0-200%		
Nitrite Nitrogen	1.06		0.005	mg/L	1.000		106%	0-200%		
Sulfate	5.01		0.10	mg/L	5.000		100%	0-200%		
Batch: BDC0383 - No Prep - WetChem										
LCS (BDC0383-BS1)					Prepared & Analyzed: 03/18/26					
Chloride	1.00		0.10	mg/L	1.000		100%	90-110%		
LCS (BDC0383-BS2)					Prepared & Analyzed: 03/18/26					
Chloride	1.00		0.10	mg/L	1.000		100%	90-110%		
Calibration Blank (BDC0383-CCB1)					Prepared & Analyzed: 03/18/26					
Chloride	ND	U		mg/L						
Calibration Blank (BDC0383-CCB2)					Prepared & Analyzed: 03/18/26					
Chloride	ND	U		mg/L						
Calibration Blank (BDC0383-CCB3)					Prepared & Analyzed: 03/18/26					
Chloride	ND	U		mg/L						
Calibration Blank (BDC0383-CCB4)					Prepared & Analyzed: 03/19/26					
Chloride	ND	U		mg/L						
Calibration Blank (BDC0383-CCB5)					Prepared & Analyzed: 03/19/26					
Chloride	ND	U		mg/L						
Calibration Check (BDC0383-CCV1)					Prepared & Analyzed: 03/18/26					

The contents of this report apply to the sample(s) analyzed in accordance with the chain of custody document.
No duplication of this report is allowed, except in its entirety.

Am Test Inc.
13600 NE 126th Place Suite C
Kirkland, WA
(425) 885-1664
www.amtestlab.com

ANALYSIS REPORT

Professional Analytical Services

Date Received: 03/12/26
Date Reported: 04/01/26

OnSite Environmental Inc.
14648 NE 95th ST
Redmond, WA 98052
Attention: David Baumeister
Project Name: Onsite (Chem)
Project #: 791014801

Quality Control
(Continued)

Anions by EPA Method 300.0 (Continued)

Analyte	Result	Qual	Reporting Limit	Units	Spike Level	Source Result	%REC	%REC Limits	RPD	RPD Limit
Batch: BDC0383 - No Prep - WetChem (Continued)										
Calibration Check (BDC0383-CCV1)					Prepared & Analyzed: 03/18/26					
Chloride	2.01		0.10	mg/L	2.000		101%	85-115%		
Calibration Check (BDC0383-CCV2)					Prepared & Analyzed: 03/18/26					
Chloride	2.01		0.10	mg/L	2.000		101%	85-115%		
Calibration Check (BDC0383-CCV3)					Prepared & Analyzed: 03/18/26					
Chloride	2.02		0.10	mg/L	2.000		101%	85-115%		
Calibration Check (BDC0383-CCV4)					Prepared & Analyzed: 03/19/26					
Chloride	2.00		0.10	mg/L	2.000		100%	85-115%		
Calibration Check (BDC0383-CCV5)					Prepared & Analyzed: 03/19/26					
Chloride	1.99		0.10	mg/L	2.000		100%	85-115%		
Duplicate (BDC0383-DUP1)		**Source: A26C0405-01**			Prepared & Analyzed: 03/18/26					
Chloride	1.91		0.10	mg/L		1.90			0.5	20
Duplicate (BDC0383-DUP2)		**Source: A26C0353-01**			Prepared & Analyzed: 03/18/26					
Chloride	26.6	D	1.00	mg/L		26.6			0.07	20
Duplicate (BDC0383-DUP3)		**Source: A26C0421-04**			Prepared & Analyzed: 03/19/26					
Chloride	2.51		0.10	mg/L		2.51			0.2	20
MRL Check (BDC0383-MRL1)					Prepared & Analyzed: 03/18/26					
Chloride	0.11		0.10	mg/L	0.1000		106%	50-150%		
Matrix Spike (BDC0383-MS1)		**Source: A26C0405-01**			Prepared & Analyzed: 03/18/26					
Chloride	3.91	D	0.20	mg/L	2.000	1.90	101%	80-120%		
Matrix Spike (BDC0383-MS2)		**Source: A26C0353-01**			Prepared & Analyzed: 03/18/26					
Chloride	46.3	D	2.00	mg/L	20.00	26.6	98%	80-120%		
Matrix Spike (BDC0383-MS3)		**Source: A26C0421-04**			Prepared & Analyzed: 03/19/26					
Chloride	4.51	D	0.20	mg/L	2.000	2.51	100%	80-120%		
Reference (BDC0383-SRM1)					Prepared & Analyzed: 03/18/26					
Chloride	5.02		0.10	mg/L	5.000		100%	0-200%		

The contents of this report apply to the sample(s) analyzed in accordance with the chain of custody document.
No duplication of this report is allowed, except in its entirety.

Am Test Inc.
13600 NE 126th Place Suite C
Kirkland, WA
(425) 885-1664
www.amtestlab.com

ANALYSIS REPORT

Professional Analytical Services

Date Received: 03/12/26
Date Reported: 04/01/26

OnSite Environmental Inc.
14648 NE 95th ST
Redmond, WA 98052
Attention: David Baumeister
Project Name: Onsite (Chem)
Project #: 791014801

Quality Control
(Continued)

Anions by EPA Method 300.0 (Continued)

Analyte	Result	Qual	Reporting Limit	Units	Spike Level	Source Result	%REC	%REC Limits	RPD	RPD Limit

Quality Control
(Continued)

Metals by EPA 200 Series Methods

Analyte	Result	Qual	Reporting Limit	Units	Spike Level	Source Result	%REC	%REC Limits	RPD	RPD Limit
Batch: BDC0289 - EPA 200.7 Digested										
Blank (BDC0289-BLK1)					Prepared: 03/16/26 Analyzed: 03/18/26					
Calcium	ND	U	0.200	mg/L						
Hardness as (CaCO3)	ND	U	1.00	mg/L						
Iron	ND	U	0.030	mg/L						
Magnesium	ND	U	0.050	mg/L						
Sodium	ND	U	0.100	mg/L						
Blank (BDC0289-BLK2)					Prepared: 03/16/26 Analyzed: 03/18/26					
Calcium	ND	U	0.200	mg/L						
Hardness as (CaCO3)	ND	U	1.00	mg/L						
Iron	ND	U	0.030	mg/L						
Magnesium	ND	U	0.050	mg/L						
Sodium	ND	U	0.100	mg/L						
LCS (BDC0289-BS1)					Prepared: 03/16/26 Analyzed: 03/18/26					
Calcium	19.5		0.200	mg/L	21.00		93%	85-115%		
Iron	8.56		0.030	mg/L	9.000		95%	85-115%		
Magnesium	19.8		0.050	mg/L	21.00		94%	85-115%		
Sodium	19.8		0.100	mg/L	21.00		94%	85-115%		
LCS (BDC0289-BS2)					Prepared: 03/16/26 Analyzed: 03/18/26					
Calcium	19.8		0.200	mg/L	21.00		94%	85-115%		
Iron	8.62		0.030	mg/L	9.000		96%	85-115%		
Magnesium	20.4		0.050	mg/L	21.00		97%	85-115%		
Sodium	20.2		0.100	mg/L	21.00		96%	85-115%		
Calibration Blank (BDC0289-CCB1)					Prepared: 03/16/26 Analyzed: 03/18/26					
Calcium	ND	U		mg/L						
Iron	0.002			mg/L						
Magnesium	ND	U		mg/L						

The contents of this report apply to the sample(s) analyzed in accordance with the chain of custody document.
No duplication of this report is allowed, except in its entirety.

Am Test Inc.
13600 NE 126th Place Suite C
Kirkland, WA
(425) 885-1664
www.amtestlab.com

AMTEST LABORATORIES

ANALYSIS REPORT

Professional Analytical Services

Date Received: 03/12/26
Date Reported: 04/01/26

OnSite Environmental Inc.
14648 NE 95th ST
Redmond, WA 98052
Attention: David Baumeister
Project Name: Onsite (Chem)
Project #: 791014801

Quality Control
(Continued)

Metals by EPA 200 Series Methods (Continued)

Analyte	Result	Qual	Reporting Limit	Units	Spike Level	Source Result	%REC	%REC Limits	RPD	RPD Limit
Batch: BDC0289 - EPA 200.7 Digested (Continued)										
Calibration Blank (BDC0289-CCB1)					Prepared: 03/16/26 Analyzed: 03/18/26					
Sodium	ND	U		mg/L						
Calibration Blank (BDC0289-CCB2)					Prepared: 03/16/26 Analyzed: 03/18/26					
Calcium	ND	U		mg/L						
Iron	0.004			mg/L						
Magnesium	ND	U		mg/L						
Sodium	ND	U		mg/L						
Calibration Blank (BDC0289-CCB3)					Prepared: 03/16/26 Analyzed: 03/18/26					
Calcium	ND	U		mg/L						
Iron	0.009			mg/L						
Magnesium	ND	U		mg/L						
Sodium	ND	U		mg/L						
Calibration Blank (BDC0289-CCB4)					Prepared: 03/16/26 Analyzed: 03/18/26					
Calcium	ND	U		mg/L						
Iron	0.023			mg/L						
Magnesium	ND	U		mg/L						
Sodium	ND	U		mg/L						
Calibration Check (BDC0289-CCV1)					Prepared: 03/16/26 Analyzed: 03/18/26					
Calcium	4.03		0.200	mg/L	4.000		101%	85-115%		
Iron	2.08		0.030	mg/L	2.000		104%	85-115%		
Magnesium	4.18		0.050	mg/L	4.000		105%	85-115%		
Sodium	2.12		0.100	mg/L	2.000		106%	85-115%		
Calibration Check (BDC0289-CCV2)					Prepared: 03/16/26 Analyzed: 03/18/26					
Calcium	4.05		0.200	mg/L	4.000		101%	85-115%		
Iron	2.09		0.030	mg/L	2.000		104%	85-115%		
Magnesium	4.23		0.050	mg/L	4.000		106%	85-115%		
Sodium	2.12		0.100	mg/L	2.000		106%	85-115%		
Calibration Check (BDC0289-CCV3)					Prepared: 03/16/26 Analyzed: 03/18/26					
Calcium	4.02		0.200	mg/L	4.000		101%	85-115%		
Iron	2.02		0.030	mg/L	2.000		101%	85-115%		
Magnesium	4.13		0.050	mg/L	4.000		103%	85-115%		
Sodium	2.05		0.100	mg/L	2.000		103%	85-115%		

The contents of this report apply to the sample(s) analyzed in accordance with the chain of custody document.
No duplication of this report is allowed, except in its entirety.

Am Test Inc.
13600 NE 126th Place Suite C
Kirkland, WA
(425) 885-1664
www.amtestlab.com

AMTEST LABORATORIES

ANALYSIS REPORT

Professional Analytical Services

Date Received: 03/12/26
Date Reported: 04/01/26

OnSite Environmental Inc.
14648 NE 95th ST
Redmond, WA 98052
Attention: David Baumeister
Project Name: Onsite (Chem)
Project #: 791014801

Quality Control
(Continued)

Metals by EPA 200 Series Methods (Continued)

Analyte	Result	Qual	Reporting Limit	Units	Spike Level	Source Result	%REC	%REC Limits	RPD	RPD Limit
Batch: BDC0289 - EPA 200.7 Digested (Continued)										
Calibration Check (BDC0289-CCV4)					Prepared: 03/16/26 Analyzed: 03/18/26					
Calcium	3.94		0.200	mg/L	4.000		99%	85-115%		
Iron	2.02		0.030	mg/L	2.000		101%	85-115%		
Magnesium	4.09		0.050	mg/L	4.000		102%	85-115%		
Sodium	2.00		0.100	mg/L	2.000		100%	85-115%		
Matrix Spike (BDC0289-MS1)		**Source: A26C0218-01**			Prepared: 03/16/26 Analyzed: 03/18/26					
Calcium	40.6		0.200	mg/L	21.00	20.7	95%	70-130%		
Iron	9.10		0.030	mg/L	9.000	0.040	101%	70-130%		
Magnesium	32.0		0.050	mg/L	21.00	11.6	97%	70-130%		
Sodium	29.1		0.100	mg/L	21.00	8.10	100%	70-130%		
Matrix Spike (BDC0289-MS2)		**Source: A26C0253-10**			Prepared: 03/16/26 Analyzed: 03/18/26					
Calcium	24.5		0.200	mg/L	21.00	5.04	93%	70-130%		
Iron	8.71		0.030	mg/L	9.000	0.031	96%	70-130%		
Magnesium	23.5		0.050	mg/L	21.00	3.33	96%	70-130%		
Sodium	23.6		0.100	mg/L	21.00	3.34	96%	70-130%		
Matrix Spike (BDC0289-MS3)		**Source: A26C0297-03**			Prepared: 03/16/26 Analyzed: 03/18/26					
Calcium	20.9		0.200	mg/L	21.00	1.15	94%	70-130%		
Iron	8.76		0.030	mg/L	9.000	0.209	95%	70-130%		
Magnesium	20.6		0.050	mg/L	21.00	0.227	97%	70-130%		
Sodium	21.0		0.100	mg/L	21.00	0.687	97%	70-130%		
Matrix Spike (BDC0289-MS4)		**Source: A26C0331-03**			Prepared: 03/16/26 Analyzed: 03/18/26					
Calcium	32.5		0.200	mg/L	21.00	15.2	82%	70-130%		
Iron	9.89		0.030	mg/L	9.000	1.70	91%	70-130%		
Magnesium	29.1		0.050	mg/L	21.00	10.8	87%	70-130%		
Sodium	26.8		0.100	mg/L	21.00	8.02	89%	70-130%		
Matrix Spike Dup (BDC0289-MSD1)		**Source: A26C0218-01**			Prepared: 03/16/26 Analyzed: 03/18/26					
Calcium	38.9		0.200	mg/L	21.00	20.7	87%	70-130%	4	15
Iron	8.75		0.030	mg/L	9.000	0.040	97%	70-130%	4	15
Magnesium	30.7		0.050	mg/L	21.00	11.6	91%	70-130%	4	15
Sodium	27.8		0.100	mg/L	21.00	8.10	94%	70-130%	4	15
Matrix Spike Dup (BDC0289-MSD2)		**Source: A26C0253-10**			Prepared: 03/16/26 Analyzed: 03/18/26					

The contents of this report apply to the sample(s) analyzed in accordance with the chain of custody document.
No duplication of this report is allowed, except in its entirety.

Am Test Inc.
13600 NE 126th Place Suite C
Kirkland, WA
(425) 885-1664
www.amtestlab.com

AMTEST LABORATORIES

ANALYSIS REPORT

Professional Analytical Services

Date Received: 03/12/26
Date Reported: 04/01/26

OnSite Environmental Inc.
14648 NE 95th ST
Redmond, WA 98052
Attention: David Baumeister
Project Name: Onsite (Chem)
Project #: 791014801

Quality Control
(Continued)

Metals by EPA 200 Series Methods (Continued)

Analyte	Result	Qual	Reporting Limit	Units	Spike Level	Source Result	%REC	%REC Limits	RPD	RPD Limit
Batch: BDC0289 - EPA 200.7 Digested (Continued)										
Matrix Spike Dup (BDC0289-MSD2)		**Source: A26C0253-10**			Prepared: 03/16/26 Analyzed: 03/18/26					
Calcium	24.7		0.200	mg/L	21.00	5.04	94%	70-130%	1	15
Iron	8.84		0.030	mg/L	9.000	0.031	98%	70-130%	1	15
Magnesium	23.6		0.050	mg/L	21.00	3.33	97%	70-130%	0.7	15
Sodium	23.7		0.100	mg/L	21.00	3.34	97%	70-130%	0.7	15
Matrix Spike Dup (BDC0289-MSD3)		**Source: A26C0297-03**			Prepared: 03/16/26 Analyzed: 03/18/26					
Calcium	20.8		0.200	mg/L	21.00	1.15	94%	70-130%	0.2	15
Iron	8.82		0.030	mg/L	9.000	0.209	96%	70-130%	0.7	15
Magnesium	20.6		0.050	mg/L	21.00	0.227	97%	70-130%	0.04	15
Sodium	21.0		0.100	mg/L	21.00	0.687	97%	70-130%	0.09	15
Matrix Spike Dup (BDC0289-MSD4)		**Source: A26C0331-03**			Prepared: 03/16/26 Analyzed: 03/18/26					
Calcium	31.5		0.200	mg/L	21.00	15.2	77%	70-130%	3	15
Iron	9.60		0.030	mg/L	9.000	1.70	88%	70-130%	3	15
Magnesium	28.2		0.050	mg/L	21.00	10.8	83%	70-130%	3	15
Sodium	26.0		0.100	mg/L	21.00	8.02	86%	70-130%	3	15
Batch: BDC0452 - No Prep - WetChem										
Blank (BDC0452-BLK1)					Prepared & Analyzed: 03/24/26					
Mercury	ND		0.100	ug/L						
Blank (BDC0452-BLK2)					Prepared & Analyzed: 03/24/26					
Mercury	ND		0.100	ug/L						
LCS (BDC0452-BS1)					Prepared & Analyzed: 03/24/26					
Mercury	0.947		0.100	ug/L	1.000		95%	85-115%		
LCS (BDC0452-BS2)					Prepared & Analyzed: 03/24/26					
Mercury	0.932		0.100	ug/L	1.000		93%	85-115%		
Calibration Blank (BDC0452-CCB1)					Prepared & Analyzed: 03/24/26					
Mercury	0.009			ug/L						
Calibration Blank (BDC0452-CCB2)					Prepared & Analyzed: 03/24/26					
Mercury	0.005			ug/L						

The contents of this report apply to the sample(s) analyzed in accordance with the chain of custody document.
No duplication of this report is allowed, except in its entirety.

Am Test Inc.
13600 NE 126th Place Suite C
Kirkland, WA
(425) 885-1664
www.amtestlab.com

ANALYSIS REPORT

Professional Analytical Services

Date Received: 03/12/26
Date Reported: 04/01/26

OnSite Environmental Inc.
14648 NE 95th ST
Redmond, WA 98052
Attention: David Baumeister
Project Name: Onsite (Chem)
Project #: 791014801

Quality Control
(Continued)

Metals by EPA 200 Series Methods (Continued)

Analyte	Result	Qual	Reporting Limit	Units	Spike Level	Source Result	%REC	%REC Limits	RPD	RPD Limit
Batch: BDC0452 - No Prep - WetChem (Continued)										
Calibration Blank (BDC0452-CCB3)					Prepared & Analyzed: 03/24/26					
Mercury	0.011			ug/L						
Calibration Check (BDC0452-CCV1)					Prepared & Analyzed: 03/24/26					
Mercury	2.590		0.100	ug/L	2.500		104%	85-115%		
Calibration Check (BDC0452-CCV2)					Prepared & Analyzed: 03/24/26					
Mercury	2.570		0.100	ug/L	2.500		103%	85-115%		
Calibration Check (BDC0452-CCV3)					Prepared & Analyzed: 03/24/26					
Mercury	2.600		0.100	ug/L	2.500		104%	85-115%		
Duplicate (BDC0452-DUP1)		**Source: A26C0233-01**			Prepared & Analyzed: 03/24/26					
Mercury	ND		0.100	ug/L		ND				20
Duplicate (BDC0452-DUP2)		**Source: A26C0321-07**			Prepared & Analyzed: 03/24/26					
Mercury	ND		0.100	ug/L		ND				20
Duplicate (BDC0452-DUP3)		**Source: A26C0367-02**			Prepared & Analyzed: 03/24/26					
Mercury	ND		0.100	ug/L		ND				20
MRL Check (BDC0452-MRL1)					Prepared & Analyzed: 03/24/26					
Mercury	0.190		0.100	ug/L	0.2000		95%	50-150%		
Matrix Spike (BDC0452-MS1)		**Source: A26C0233-01**			Prepared & Analyzed: 03/24/26					
Mercury	2.350		0.100	ug/L	2.500	ND	94%	70-130%		
Matrix Spike (BDC0452-MS2)		**Source: A26C0321-07**			Prepared & Analyzed: 03/24/26					
Mercury	2.640		0.100	ug/L	2.500	ND	106%	70-130%		
Matrix Spike (BDC0452-MS3)		**Source: A26C0367-02**			Prepared & Analyzed: 03/24/26					
Mercury	2.290		0.100	ug/L	2.500	ND	92%	70-130%		
Batch: BDC0476 - EPA 200.8 Digested										
Blank (BDC0476-BLK1)					Prepared: 03/25/26 Analyzed: 03/27/26					
Antimony	ND	U	0.300	ug/L						
Arsenic	ND	U	0.100	ug/L						

The contents of this report apply to the sample(s) analyzed in accordance with the chain of custody document.
No duplication of this report is allowed, except in its entirety.

Am Test Inc.
13600 NE 126th Place Suite C
Kirkland, WA
(425) 885-1664
www.amtestlab.com

AMTEST LABORATORIES

ANALYSIS REPORT

Professional Analytical Services

Date Received: 03/12/26
Date Reported: 04/01/26

OnSite Environmental Inc.
14648 NE 95th ST
Redmond, WA 98052
Attention: David Baumeister
Project Name: Onsite (Chem)
Project #: 791014801

Quality Control
(Continued)

Metals by EPA 200 Series Methods (Continued)

Analyte	Result	Qual	Reporting Limit	Units	Spike Level	Source Result	%REC	%REC Limits	RPD	RPD Limit

Batch: BDC0476 - EPA 200.8 Digested (Continued)

Blank (BDC0476-BLK1) Prepared: 03/25/26 Analyzed: 03/27/26

Barium	0.129	J	0.300	ug/L
Beryllium	ND	U	0.300	ug/L
Cadmium	ND	U	0.100	ug/L
Chromium	ND	U	0.500	ug/L
Copper	ND	U	0.500	ug/L
Lead	ND	U	0.200	ug/L
Manganese	ND	U	0.200	ug/L
Nickel	ND	U	0.200	ug/L
Selenium	ND	U	1.000	ug/L
Silver	ND	U	0.200	ug/L
Thallium	ND	U	0.100	ug/L
Zinc	0.237	J	0.500	ug/L

Blank (BDC0476-BLK2) Prepared: 03/25/26 Analyzed: 03/27/26

Antimony	ND	U	0.300	ug/L
Arsenic	0.076	J	0.100	ug/L
Barium	0.113	J	0.300	ug/L
Beryllium	ND	U	0.300	ug/L
Cadmium	ND	U	0.100	ug/L
Chromium	ND	U	0.500	ug/L
Copper	ND	U	0.500	ug/L
Lead	ND	U	0.200	ug/L
Manganese	ND	U	0.200	ug/L
Nickel	ND	U	0.200	ug/L
Selenium	ND	U	1.000	ug/L
Silver	ND	U	0.200	ug/L
Thallium	ND	U	0.100	ug/L
Zinc	0.170	J	0.500	ug/L

Blank (BDC0476-BLK3) Prepared: 03/25/26 Analyzed: 03/27/26

Antimony	ND	U	0.300	ug/L
Arsenic	0.075	J	0.100	ug/L
Barium	0.146	J	0.300	ug/L
Beryllium	ND	U	0.300	ug/L
Cadmium	ND	U	0.100	ug/L
Chromium	ND	U	0.500	ug/L
Copper	ND	U	0.500	ug/L

The contents of this report apply to the sample(s) analyzed in accordance with the chain of custody document.
No duplication of this report is allowed, except in its entirety.

Am Test Inc.
13600 NE 126th Place Suite C
Kirkland, WA
(425) 885-1664
www.amtestlab.com

AMTEST LABORATORIES

ANALYSIS REPORT

Professional Analytical Services

Date Received: 03/12/26
Date Reported: 04/01/26

OnSite Environmental Inc.
14648 NE 95th ST
Redmond, WA 98052
Attention: David Baumeister
Project Name: Onsite (Chem)
Project #: 791014801

Quality Control
(Continued)

Metals by EPA 200 Series Methods (Continued)

Analyte	Result	Qual	Reporting Limit	Units	Spike Level	Source Result	%REC	%REC Limits	RPD	RPD Limit

Batch: BDC0476 - EPA 200.8 Digested (Continued)

Blank (BDC0476-BLK3) Prepared: 03/25/26 Analyzed: 03/27/26

Lead	ND	U	0.200	ug/L						
Manganese	ND	U	0.200	ug/L						
Nickel	ND	U	0.200	ug/L						
Selenium	ND	U	1.000	ug/L						
Silver	ND	U	0.200	ug/L						
Thallium	ND	U	0.100	ug/L						
Zinc	0.148	J	0.500	ug/L						

LCS (BDC0476-BS1) Prepared: 03/25/26 Analyzed: 03/27/26

Antimony	1,033		0.300	ug/L	1,000		103%	85-115%		
Arsenic	992.7		0.100	ug/L	1,000		99%	85-115%		
Barium	996.6		0.300	ug/L	1,000		100%	85-115%		
Beryllium	1,049		0.300	ug/L	1,000		105%	85-115%		
Cadmium	999.8		0.100	ug/L	1,000		100%	85-115%		
Chromium	974.1		0.500	ug/L	1,000		97%	85-115%		
Copper	930.4		0.500	ug/L	1,000		93%	85-115%		
Lead	922.9		0.200	ug/L	1,000		92%	85-115%		
Manganese	963.6		0.200	ug/L	1,000		96%	85-115%		
Nickel	1,004		0.200	ug/L	1,000		100%	85-115%		
Selenium	993.5		1.000	ug/L	1,000		99%	85-115%		
Silver	470.6		0.200	ug/L	500.0		94%	85-115%		
Thallium	898.5		0.100	ug/L	1,000		90%	85-115%		
Zinc	979.6		0.500	ug/L	1,000		98%	85-115%		

LCS (BDC0476-BS2) Prepared: 03/25/26 Analyzed: 03/27/26

Antimony	1,022		0.300	ug/L	1,000		102%	85-115%		
Arsenic	979.0		0.100	ug/L	1,000		98%	85-115%		
Barium	952.8		0.300	ug/L	1,000		95%	85-115%		
Beryllium	1,053		0.300	ug/L	1,000		105%	85-115%		
Cadmium	1,016		0.100	ug/L	1,000		102%	85-115%		
Chromium	973.9		0.500	ug/L	1,000		97%	85-115%		
Copper	944.5		0.500	ug/L	1,000		94%	85-115%		
Lead	914.7		0.200	ug/L	1,000		91%	85-115%		
Manganese	980.9		0.200	ug/L	1,000		98%	85-115%		
Nickel	1,032		0.200	ug/L	1,000		103%	85-115%		
Selenium	902.2		1.000	ug/L	1,000		90%	85-115%		
Silver	486.3		0.200	ug/L	500.0		97%	85-115%		

The contents of this report apply to the sample(s) analyzed in accordance with the chain of custody document.
No duplication of this report is allowed, except in its entirety.

Am Test Inc.
13600 NE 126th Place Suite C
Kirkland, WA
(425) 885-1664
www.amtestlab.com

ANALYSIS REPORT

Professional Analytical Services

Date Received: 03/12/26
Date Reported: 04/01/26

OnSite Environmental Inc.
14648 NE 95th ST
Redmond, WA 98052
Attention: David Baumeister
Project Name: Onsite (Chem)
Project #: 791014801

Quality Control
(Continued)

Metals by EPA 200 Series Methods (Continued)

Analyte	Result	Qual	Reporting Limit	Units	Spike Level	Source Result	%REC	%REC Limits	RPD	RPD Limit

Batch: BDC0476 - EPA 200.8 Digested (Continued)

LCS (BDC0476-BS2) Prepared: 03/25/26 Analyzed: 03/27/26

Thallium	895.4		0.100	ug/L	1,000		90%	85-115%		
Zinc	991.0		0.500	ug/L	1,000		99%	85-115%		

LCS (BDC0476-BS3) Prepared: 03/25/26 Analyzed: 03/27/26

Antimony	1,021		0.300	ug/L	1,000		102%	85-115%		
Arsenic	977.0		0.100	ug/L	1,000		98%	85-115%		
Barium	946.8		0.300	ug/L	1,000		95%	85-115%		
Beryllium	1,088		0.300	ug/L	1,000		109%	85-115%		
Cadmium	993.8		0.100	ug/L	1,000		99%	85-115%		
Chromium	976.5		0.500	ug/L	1,000		98%	85-115%		
Copper	938.9		0.500	ug/L	1,000		94%	85-115%		
Lead	921.1		0.200	ug/L	1,000		92%	85-115%		
Manganese	976.5		0.200	ug/L	1,000		98%	85-115%		
Nickel	1,013		0.200	ug/L	1,000		101%	85-115%		
Selenium	986.3		1.000	ug/L	1,000		99%	85-115%		
Silver	472.8		0.200	ug/L	500.0		95%	85-115%		
Thallium	898.3		0.100	ug/L	1,000		90%	85-115%		
Zinc	972.6		0.500	ug/L	1,000		97%	85-115%		

Calibration Blank (BDC0476-CCB1) Prepared: 03/25/26 Analyzed: 03/27/26

Antimony	ND	U		ug/L
Arsenic	ND	U		ug/L
Barium	ND	U		ug/L
Beryllium	0.004			ug/L
Cadmium	0.001			ug/L
Chromium	ND	U		ug/L
Copper	ND	U		ug/L
Lead	0.001			ug/L
Manganese	0.002			ug/L
Nickel	ND	U		ug/L
Selenium	ND	U		ug/L
Silver	ND	U		ug/L
Thallium	0.002			ug/L
Zinc	0.022			ug/L

Calibration Blank (BDC0476-CCB2) Prepared: 03/25/26 Analyzed: 03/27/26

Antimony	ND	U		ug/L

The contents of this report apply to the sample(s) analyzed in accordance with the chain of custody document.
No duplication of this report is allowed, except in its entirety.

Am Test Inc.
13600 NE 126th Place Suite C
Kirkland, WA
(425) 885-1664
www.amtestlab.com

ANALYSIS REPORT

Professional Analytical Services

Date Received: 03/12/26
Date Reported: 04/01/26

OnSite Environmental Inc.
14648 NE 95th ST
Redmond, WA 98052
Attention: David Baumeister
Project Name: Onsite (Chem)
Project #: 791014801

Quality Control
(Continued)

Metals by EPA 200 Series Methods (Continued)

Analyte	Result	Qual	Reporting Limit	Units	Spike Level	Source Result	%REC	%REC Limits	RPD	RPD Limit

Batch: BDC0476 - EPA 200.8 Digested (Continued)

Calibration Blank (BDC0476-CCB2) Prepared: 03/25/26 Analyzed: 03/27/26

Arsenic	ND	U		ug/L						
Barium	ND	U		ug/L						
Beryllium	0.013			ug/L						
Cadmium	0.002			ug/L						
Chromium	ND	U		ug/L						
Copper	ND	U		ug/L						
Lead	0.001			ug/L						
Manganese	ND	U		ug/L						
Nickel	ND	U		ug/L						
Selenium	ND	U		ug/L						
Silver	ND	U		ug/L						
Thallium	0.002			ug/L						
Zinc	0.015			ug/L						

Calibration Blank (BDC0476-CCB3) Prepared: 03/25/26 Analyzed: 03/27/26

Antimony	ND	U		ug/L						
Arsenic	ND	U		ug/L						
Barium	ND	U		ug/L						
Beryllium	0.009			ug/L						
Cadmium	ND	U		ug/L						
Chromium	ND	U		ug/L						
Copper	ND	U		ug/L						
Lead	ND	U		ug/L						
Manganese	0.079			ug/L						
Nickel	ND	U		ug/L						
Selenium	ND	U		ug/L						
Silver	ND	U		ug/L						
Thallium	0.002			ug/L						
Zinc	0.013			ug/L						

Calibration Blank (BDC0476-CCB4) Prepared: 03/25/26 Analyzed: 03/27/26

Antimony	ND	U		ug/L						
Arsenic	ND	U		ug/L						
Barium	ND	U		ug/L						
Beryllium	0.005			ug/L						
Cadmium	ND	U		ug/L						
Chromium	ND	U		ug/L						

The contents of this report apply to the sample(s) analyzed in accordance with the chain of custody document.
No duplication of this report is allowed, except in its entirety.

Am Test Inc.
13600 NE 126th Place Suite C
Kirkland, WA
(425) 885-1664
www.amtestlab.com

ANALYSIS REPORT

Professional Analytical Services

Date Received: 03/12/26
Date Reported: 04/01/26

OnSite Environmental Inc.
14648 NE 95th ST
Redmond, WA 98052
Attention: David Baumeister
Project Name: Onsite (Chem)
Project #: 791014801

Quality Control
(Continued)

Metals by EPA 200 Series Methods (Continued)

Analyte	Result	Qual	Reporting Limit	Units	Spike Level	Source Result	%REC	%REC Limits	RPD	RPD Limit

Batch: BDC0476 - EPA 200.8 Digested (Continued)

Calibration Blank (BDC0476-CCB4) Prepared: 03/25/26 Analyzed: 03/27/26

Copper	ND	U	ug/L
Lead	0.001		ug/L
Manganese	0.065		ug/L
Nickel	ND	U	ug/L
Selenium	ND	U	ug/L
Silver	ND	U	ug/L
Thallium	0.002		ug/L
Zinc	0.012		ug/L

Calibration Blank (BDC0476-CCB5) Prepared: 03/25/26 Analyzed: 03/27/26

Antimony	ND	U	ug/L
Arsenic	ND	U	ug/L
Barium	ND	U	ug/L
Beryllium	ND	U	ug/L
Cadmium	0.001		ug/L
Chromium	ND	U	ug/L
Copper	ND	U	ug/L
Lead	0.001		ug/L
Manganese	0.012		ug/L
Nickel	ND	U	ug/L
Selenium	0.055		ug/L
Silver	ND	U	ug/L
Thallium	0.002		ug/L
Zinc	0.006		ug/L

Calibration Blank (BDC0476-CCB6) Prepared: 03/25/26 Analyzed: 03/27/26

Antimony	0.005		ug/L
Arsenic	0.022		ug/L
Barium	0.013		ug/L
Beryllium	ND	U	ug/L
Cadmium	ND	U	ug/L
Chromium	ND	U	ug/L
Copper	ND	U	ug/L
Lead	ND	U	ug/L
Manganese	0.028		ug/L
Nickel	ND	U	ug/L
Selenium	ND	U	ug/L

The contents of this report apply to the sample(s) analyzed in accordance with the chain of custody document.
No duplication of this report is allowed, except in its entirety.

Am Test Inc.
13600 NE 126th Place Suite C
Kirkland, WA
(425) 885-1664
www.amtestlab.com

AMTEST LABORATORIES

Professional Analytical Services

ANALYSIS REPORT

Date Received: 03/12/26
Date Reported: 04/01/26

OnSite Environmental Inc.
14648 NE 95th ST
Redmond, WA 98052
Attention: David Baumeister
Project Name: Onsite (Chem)
Project #: 791014801

Quality Control
(Continued)

Metals by EPA 200 Series Methods (Continued)

Analyte	Result	Qual	Reporting Limit	Units	Spike Level	Source Result	%REC	%REC Limits	RPD	RPD Limit

Batch: BDC0476 - EPA 200.8 Digested (Continued)

Calibration Blank (BDC0476-CCB6) Prepared: 03/25/26 Analyzed: 03/27/26

Silver	ND	U		ug/L						
Thallium	ND	U		ug/L						
Zinc	0.022			ug/L						

Calibration Check (BDC0476-CCV1) Prepared: 03/25/26 Analyzed: 03/27/26

Antimony	25.46		0.300	ug/L	25.00		102%	85-115%		
Arsenic	24.79		0.100	ug/L	25.00		99%	85-115%		
Barium	24.72		0.300	ug/L	25.00		99%	85-115%		
Beryllium	26.93		0.300	ug/L	25.00		108%	85-115%		
Cadmium	25.42		0.100	ug/L	25.00		102%	85-115%		
Chromium	24.60		0.500	ug/L	25.00		98%	85-115%		
Copper	23.80		0.500	ug/L	25.00		95%	85-115%		
Lead	22.78		0.200	ug/L	25.00		91%	85-115%		
Manganese	24.78		0.200	ug/L	25.00		99%	85-115%		
Nickel	25.99		0.200	ug/L	25.00		104%	85-115%		
Selenium	122.3		1.000	ug/L	125.0		98%	85-115%		
Silver	23.68		0.200	ug/L	25.00		95%	85-115%		
Thallium	22.27		0.100	ug/L	25.00		89%	85-115%		
Zinc	26.00		0.500	ug/L	25.00		104%	85-115%		

Calibration Check (BDC0476-CCV2) Prepared: 03/25/26 Analyzed: 03/27/26

Antimony	25.29		0.300	ug/L	25.00		101%	85-115%		
Arsenic	24.63		0.100	ug/L	25.00		99%	85-115%		
Barium	24.54		0.300	ug/L	25.00		98%	85-115%		
Beryllium	26.78		0.300	ug/L	25.00		107%	85-115%		
Cadmium	25.49		0.100	ug/L	25.00		102%	85-115%		
Chromium	24.81		0.500	ug/L	25.00		99%	85-115%		
Copper	23.99		0.500	ug/L	25.00		96%	85-115%		
Lead	23.08		0.200	ug/L	25.00		92%	85-115%		
Manganese	24.73		0.200	ug/L	25.00		99%	85-115%		
Nickel	26.11		0.200	ug/L	25.00		104%	85-115%		
Selenium	127.0		1.000	ug/L	125.0		102%	85-115%		
Silver	23.91		0.200	ug/L	25.00		96%	85-115%		
Thallium	22.42		0.100	ug/L	25.00		90%	85-115%		
Zinc	25.74		0.500	ug/L	25.00		103%	85-115%		

Calibration Check (BDC0476-CCV3) Prepared: 03/25/26 Analyzed: 03/27/26

The contents of this report apply to the sample(s) analyzed in accordance with the chain of custody document.
No duplication of this report is allowed, except in its entirety.

Am Test Inc.
13600 NE 126th Place Suite C
Kirkland, WA
(425) 885-1664
www.amtestlab.com

AMTEST LABORATORIES

Professional Analytical Services

ANALYSIS REPORT

Date Received: 03/12/26
Date Reported: 04/01/26

OnSite Environmental Inc.
14648 NE 95th ST
Redmond, WA 98052
Attention: David Baumeister
Project Name: Onsite (Chem)
Project #: 791014801

Quality Control
(Continued)

Metals by EPA 200 Series Methods (Continued)

Analyte	Result	Qual	Reporting Limit	Units	Spike Level	Source Result	%REC	%REC Limits	RPD	RPD Limit

Batch: BDC0476 - EPA 200.8 Digested (Continued)

Calibration Check (BDC0476-CCV3) Prepared: 03/25/26 Analyzed: 03/27/26

Antimony	25.20		0.300	ug/L	25.00		101%	85-115%	
Arsenic	24.82		0.100	ug/L	25.00		99%	85-115%	
Barium	24.38		0.300	ug/L	25.00		98%	85-115%	
Beryllium	26.60		0.300	ug/L	25.00		106%	85-115%	
Cadmium	25.21		0.100	ug/L	25.00		101%	85-115%	
Chromium	24.03		0.500	ug/L	25.00		96%	85-115%	
Copper	23.39		0.500	ug/L	25.00		94%	85-115%	
Lead	22.95		0.200	ug/L	25.00		92%	85-115%	
Manganese	24.16		0.200	ug/L	25.00		97%	85-115%	
Nickel	25.59		0.200	ug/L	25.00		102%	85-115%	
Selenium	126.2		1.000	ug/L	125.0		101%	85-115%	
Silver	23.95		0.200	ug/L	25.00		96%	85-115%	
Thallium	22.08		0.100	ug/L	25.00		88%	85-115%	
Zinc	25.79		0.500	ug/L	25.00		103%	85-115%	

Calibration Check (BDC0476-CCV4) Prepared: 03/25/26 Analyzed: 03/27/26

Antimony	25.28		0.300	ug/L	25.00		101%	85-115%	
Arsenic	25.04		0.100	ug/L	25.00		100%	85-115%	
Barium	24.53		0.300	ug/L	25.00		98%	85-115%	
Beryllium	27.02		0.300	ug/L	25.00		108%	85-115%	
Cadmium	25.37		0.100	ug/L	25.00		101%	85-115%	
Chromium	24.40		0.500	ug/L	25.00		98%	85-115%	
Copper	23.48		0.500	ug/L	25.00		94%	85-115%	
Lead	22.95		0.200	ug/L	25.00		92%	85-115%	
Manganese	24.26		0.200	ug/L	25.00		97%	85-115%	
Nickel	25.60		0.200	ug/L	25.00		102%	85-115%	
Selenium	125.5		1.000	ug/L	125.0		100%	85-115%	
Silver	24.45		0.200	ug/L	25.00		98%	85-115%	
Thallium	22.21		0.100	ug/L	25.00		89%	85-115%	
Zinc	26.03		0.500	ug/L	25.00		104%	85-115%	

Calibration Check (BDC0476-CCV5) Prepared: 03/25/26 Analyzed: 03/27/26

Antimony	25.45		0.300	ug/L	25.00		102%	85-115%	
Arsenic	24.57		0.100	ug/L	25.00		98%	85-115%	
Barium	24.64		0.300	ug/L	25.00		99%	85-115%	
Beryllium	27.32		0.300	ug/L	25.00		109%	85-115%	
Cadmium	25.28		0.100	ug/L	25.00		101%	85-115%	

The contents of this report apply to the sample(s) analyzed in accordance with the chain of custody document.
No duplication of this report is allowed, except in its entirety.

Am Test Inc.
13600 NE 126th Place Suite C
Kirkland, WA
(425) 885-1664
www.amtestlab.com

AMTEST LABORATORIES

ANALYSIS REPORT

Professional Analytical Services

Date Received: 03/12/26
Date Reported: 04/01/26

OnSite Environmental Inc.
14648 NE 95th ST
Redmond, WA 98052
Attention: David Baumeister
Project Name: Onsite (Chem)
Project #: 791014801

Quality Control
(Continued)

Metals by EPA 200 Series Methods (Continued)

Analyte	Result	Qual	Reporting Limit	Units	Spike Level	Source Result	%REC	%REC Limits	RPD	RPD Limit

Batch: BDC0476 - EPA 200.8 Digested (Continued)

Calibration Check (BDC0476-CCV5) Prepared: 03/25/26 Analyzed: 03/27/26

Chromium	24.57		0.500	ug/L	25.00		98%	85-115%	
Copper	23.72		0.500	ug/L	25.00		95%	85-115%	
Lead	23.08		0.200	ug/L	25.00		92%	85-115%	
Manganese	24.73		0.200	ug/L	25.00		99%	85-115%	
Nickel	26.04		0.200	ug/L	25.00		104%	85-115%	
Selenium	122.0		1.000	ug/L	125.0		98%	85-115%	
Silver	24.04		0.200	ug/L	25.00		96%	85-115%	
Thallium	22.35		0.100	ug/L	25.00		89%	85-115%	
Zinc	25.94		0.500	ug/L	25.00		104%	85-115%	

Calibration Check (BDC0476-CCV6) Prepared: 03/25/26 Analyzed: 03/27/26

Antimony	25.14		0.300	ug/L	25.00		101%	85-115%	
Arsenic	24.83		0.100	ug/L	25.00		99%	85-115%	
Barium	24.88		0.300	ug/L	25.00		100%	85-115%	
Beryllium	26.29		0.300	ug/L	25.00		105%	85-115%	
Cadmium	25.05		0.100	ug/L	25.00		100%	85-115%	
Chromium	23.91		0.500	ug/L	25.00		96%	85-115%	
Copper	23.08		0.500	ug/L	25.00		92%	85-115%	
Lead	22.99		0.200	ug/L	25.00		92%	85-115%	
Manganese	23.75		0.200	ug/L	25.00		95%	85-115%	
Nickel	24.86		0.200	ug/L	25.00		99%	85-115%	
Selenium	126.5		1.000	ug/L	125.0		101%	85-115%	
Silver	24.03		0.200	ug/L	25.00		96%	85-115%	
Thallium	22.35		0.100	ug/L	25.00		89%	85-115%	
Zinc	25.68		0.500	ug/L	25.00		103%	85-115%	

Matrix Spike (BDC0476-MS1) **Source: A26C0316-01** Prepared: 03/25/26 Analyzed: 03/27/26

Antimony	1,018		0.300	ug/L	1,000	ND	102%	70-130%	
Arsenic	989.8		0.100	ug/L	1,000	0.522	99%	70-130%	
Barium	982.3		0.300	ug/L	1,000	5.821	98%	70-130%	
Beryllium	1,085		0.300	ug/L	1,000	ND	109%	70-130%	
Cadmium	971.9		0.100	ug/L	1,000	ND	97%	70-130%	
Chromium	974.4		0.500	ug/L	1,000	ND	97%	70-130%	
Copper	934.4		0.500	ug/L	1,000	0.235	93%	70-130%	
Lead	907.3		0.200	ug/L	1,000	ND	91%	70-130%	
Manganese	1,052		0.200	ug/L	1,000	64.59	99%	70-130%	
Nickel	1,034		0.200	ug/L	1,000	1.919	103%	70-130%	

The contents of this report apply to the sample(s) analyzed in accordance with the chain of custody document.
No duplication of this report is allowed, except in its entirety.

Am Test Inc.
13600 NE 126th Place Suite C
Kirkland, WA
(425) 885-1664
www.amtestlab.com

AMTEST LABORATORIES

ANALYSIS REPORT

Professional Analytical Services

Date Received: 03/12/26
Date Reported: 04/01/26

OnSite Environmental Inc.
14648 NE 95th ST
Redmond, WA 98052
Attention: David Baumeister
Project Name: Onsite (Chem)
Project #: 791014801

Quality Control
(Continued)

Metals by EPA 200 Series Methods (Continued)

Analyte	Result	Qual	Reporting Limit	Units	Spike Level	Source Result	%REC	%REC Limits	RPD	RPD Limit
Batch: BDC0476 - EPA 200.8 Digested (Continued)										
Matrix Spike (BDC0476-MS1)		**Source: A26C0316-01**			Prepared: 03/25/26 Analyzed: 03/27/26					
Selenium	960.9		1.000	ug/L	1,000	ND	96%	70-130%		
Silver	461.4		0.200	ug/L	500.0	ND	92%	70-130%		
Thallium	893.7		0.100	ug/L	1,000	ND	89%	70-130%		
Zinc	974.6		0.500	ug/L	1,000	12.41	96%	70-130%		
Matrix Spike (BDC0476-MS2)		**Source: A26C0336-02**			Prepared: 03/25/26 Analyzed: 03/27/26					
Antimony	980.4		0.300	ug/L	1,000	1.128	98%	70-130%		
Arsenic	946.0		0.100	ug/L	1,000	0.431	95%	70-130%		
Barium	918.4		0.300	ug/L	1,000	9.000	91%	70-130%		
Beryllium	1,017		0.300	ug/L	1,000	ND	102%	70-130%		
Cadmium	938.6		0.100	ug/L	1,000	ND	94%	70-130%		
Chromium	919.1		0.500	ug/L	1,000	1.370	92%	70-130%		
Copper	886.5		0.500	ug/L	1,000	4.707	88%	70-130%		
Lead	871.2		0.200	ug/L	1,000	1.128	87%	70-130%		
Manganese	924.8		0.200	ug/L	1,000	12.48	91%	70-130%		
Nickel	972.4		0.200	ug/L	1,000	2.129	97%	70-130%		
Selenium	810.9		1.000	ug/L	1,000	ND	81%	70-130%		
Silver	360.3		0.200	ug/L	500.0	ND	72%	70-130%		
Thallium	848.9		0.100	ug/L	1,000	ND	85%	70-130%		
Zinc	921.8		0.500	ug/L	1,000	7.181	91%	70-130%		
Matrix Spike (BDC0476-MS3)		**Source: A26C0395-05**			Prepared: 03/25/26 Analyzed: 03/27/26					
Antimony	1,023		0.300	ug/L	1,000	ND	102%	70-130%		
Arsenic	976.1		0.100	ug/L	1,000	0.529	98%	70-130%		
Barium	968.6		0.300	ug/L	1,000	8.300	96%	70-130%		
Beryllium	1,059		0.300	ug/L	1,000	ND	106%	70-130%		
Cadmium	995.6		0.100	ug/L	1,000	ND	100%	70-130%		
Chromium	969.1		0.500	ug/L	1,000	0.154	97%	70-130%		
Copper	931.6		0.500	ug/L	1,000	0.491	93%	70-130%		
Lead	919.5		0.200	ug/L	1,000	ND	92%	70-130%		
Manganese	1,049		0.200	ug/L	1,000	73.04	98%	70-130%		
Nickel	1,017		0.200	ug/L	1,000	2.950	101%	70-130%		
Selenium	1,080		1.000	ug/L	1,000	ND	108%	70-130%		
Silver	399.4		0.200	ug/L	500.0	ND	80%	70-130%		
Thallium	904.7		0.100	ug/L	1,000	ND	90%	70-130%		
Zinc	974.7		0.500	ug/L	1,000	ND	97%	70-130%		

The contents of this report apply to the sample(s) analyzed in accordance with the chain of custody document.
No duplication of this report is allowed, except in its entirety.

Am Test Inc.
13600 NE 126th Place Suite C
Kirkland, WA
(425) 885-1664
www.amtestlab.com

AMTEST LABORATORIES

ANALYSIS REPORT

Professional Analytical Services

Date Received: 03/12/26
Date Reported: 04/01/26

OnSite Environmental Inc.
14648 NE 95th ST
Redmond, WA 98052
Attention: David Baumeister
Project Name: Onsite (Chem)
Project #: 791014801

Quality Control
(Continued)

Metals by EPA 200 Series Methods (Continued)

Analyte	Result	Qual	Reporting Limit	Units	Spike Level	Source Result	%REC	%REC Limits	RPD	RPD Limit

Batch: BDC0476 - EPA 200.8 Digested (Continued)

Matrix Spike (BDC0476-MS4) **Source: A26C0427-01** Prepared: 03/25/26 Analyzed: 03/27/26

Antimony	1,052	0.300	ug/L	1,000	3.724	105%	70-130%
Arsenic	946.4	0.100	ug/L	1,000	1.617	94%	70-130%
Barium	975.7	0.300	ug/L	1,000	37.19	94%	70-130%
Beryllium	1,098	0.300	ug/L	1,000	ND	110%	70-130%
Cadmium	986.0	0.100	ug/L	1,000	0.050	99%	70-130%
Chromium	979.5	0.500	ug/L	1,000	3.968	98%	70-130%
Copper	954.1	0.500	ug/L	1,000	18.09	94%	70-130%
Lead	914.6	0.200	ug/L	1,000	4.298	91%	70-130%
Manganese	1,006	0.200	ug/L	1,000	33.60	97%	70-130%
Nickel	1,025	0.200	ug/L	1,000	3.630	102%	70-130%
Selenium	922.8	1.000	ug/L	1,000	ND	92%	70-130%
Thallium	888.5	0.100	ug/L	1,000	ND	89%	70-130%
Zinc	1,040	0.500	ug/L	1,000	53.96	99%	70-130%

Matrix Spike (BDC0476-MS5) **Source: A26C0435-03** Prepared: 03/25/26 Analyzed: 03/27/26

Antimony	1,027	0.300	ug/L	1,000	ND	103%	70-130%
Arsenic	979.5	0.100	ug/L	1,000	0.636	98%	70-130%
Barium	966.4	0.300	ug/L	1,000	9.542	96%	70-130%
Beryllium	1,098	0.300	ug/L	1,000	ND	110%	70-130%
Cadmium	990.9	0.100	ug/L	1,000	ND	99%	70-130%
Chromium	974.9	0.500	ug/L	1,000	0.509	97%	70-130%
Copper	927.7	0.500	ug/L	1,000	0.244	93%	70-130%
Lead	913.0	0.200	ug/L	1,000	ND	91%	70-130%
Manganese	980.9	0.200	ug/L	1,000	6.914	97%	70-130%
Nickel	1,022	0.200	ug/L	1,000	3.517	102%	70-130%
Selenium	1,009	1.000	ug/L	1,000	ND	101%	70-130%
Silver	399.6	0.200	ug/L	500.0	ND	80%	70-130%
Thallium	895.4	0.100	ug/L	1,000	ND	90%	70-130%
Zinc	957.3	0.500	ug/L	1,000	0.503	96%	70-130%

Matrix Spike (BDC0476-MS6) **Source: A26C0454-05** Prepared: 03/25/26 Analyzed: 03/27/26

Antimony	995.9	0.300	ug/L	1,000	ND	100%	70-130%
Arsenic	971.5	0.100	ug/L	1,000	0.482	97%	70-130%
Barium	942.6	0.300	ug/L	1,000	1.229	94%	70-130%
Beryllium	1,087	0.300	ug/L	1,000	ND	109%	70-130%
Cadmium	968.5	0.100	ug/L	1,000	ND	97%	70-130%
Chromium	968.2	0.500	ug/L	1,000	0.181	97%	70-130%

The contents of this report apply to the sample(s) analyzed in accordance with the chain of custody document.
No duplication of this report is allowed, except in its entirety.

Am Test Inc.
13600 NE 126th Place Suite C
Kirkland, WA
(425) 885-1664
www.amtestlab.com

AMTEST LABORATORIES

ANALYSIS REPORT

Professional Analytical Services

Date Received: 03/12/26
Date Reported: 04/01/26

OnSite Environmental Inc.
14648 NE 95th ST
Redmond, WA 98052
Attention: David Baumeister
Project Name: Onsite (Chem)
Project #: 791014801

Quality Control
(Continued)

Metals by EPA 200 Series Methods (Continued)

Analyte	Result	Qual	Reporting Limit	Units	Spike Level	Source Result	%REC	%REC Limits	RPD	RPD Limit
Batch: BDC0476 - EPA 200.8 Digested (Continued)										
Matrix Spike (BDC0476-MS6)		**Source: A26C0454-05**			Prepared: 03/25/26 Analyzed: 03/27/26					
Copper	932.1		0.500	ug/L	1,000	0.233	93%	70-130%		
Lead	901.7		0.200	ug/L	1,000	0.090	90%	70-130%		
Manganese	977.0		0.200	ug/L	1,000	0.207	98%	70-130%		
Nickel	1,026		0.200	ug/L	1,000	ND	103%	70-130%		
Selenium	989.8		1.000	ug/L	1,000	ND	99%	70-130%		
Silver	471.6		0.200	ug/L	500.0	ND	94%	70-130%		
Thallium	876.4		0.100	ug/L	1,000	ND	88%	70-130%		
Zinc	945.9		0.500	ug/L	1,000	1.174	94%	70-130%		
Matrix Spike Dup (BDC0476-MSD1)		**Source: A26C0316-01**			Prepared: 03/25/26 Analyzed: 03/27/26					
Antimony	933.2		0.300	ug/L	1,000	ND	93%	70-130%	9	15
Arsenic	920.3		0.100	ug/L	1,000	0.522	92%	70-130%	7	15
Barium	916.6		0.300	ug/L	1,000	5.821	91%	70-130%	7	15
Beryllium	958.6		0.300	ug/L	1,000	ND	96%	70-130%	12	20
Cadmium	908.3		0.100	ug/L	1,000	ND	91%	70-130%	7	15
Chromium	893.2		0.500	ug/L	1,000	ND	89%	70-130%	9	15
Copper	853.7		0.500	ug/L	1,000	0.235	85%	70-130%	9	15
Lead	840.0		0.200	ug/L	1,000	ND	84%	70-130%	8	15
Manganese	957.3		0.200	ug/L	1,000	64.59	89%	70-130%	9	15
Nickel	938.5		0.200	ug/L	1,000	1.919	94%	70-130%	10	15
Selenium	883.9		1.000	ug/L	1,000	ND	88%	70-130%	8	25
Silver	428.2		0.200	ug/L	500.0	ND	86%	70-130%	7	15
Thallium	819.1		0.100	ug/L	1,000	ND	82%	70-130%	9	15
Zinc	905.2		0.500	ug/L	1,000	12.41	89%	70-130%	7	15
Matrix Spike Dup (BDC0476-MSD2)		**Source: A26C0336-02**			Prepared: 03/25/26 Analyzed: 03/27/26					
Antimony	977.7		0.300	ug/L	1,000	1.128	98%	70-130%	0.3	15
Arsenic	925.8		0.100	ug/L	1,000	0.431	93%	70-130%	2	15
Barium	920.5		0.300	ug/L	1,000	9.000	91%	70-130%	0.2	15
Beryllium	993.2		0.300	ug/L	1,000	ND	99%	70-130%	2	20
Cadmium	950.6		0.100	ug/L	1,000	ND	95%	70-130%	1	15
Chromium	925.2		0.500	ug/L	1,000	1.370	92%	70-130%	0.7	15
Copper	891.9		0.500	ug/L	1,000	4.707	89%	70-130%	0.6	15
Lead	866.4		0.200	ug/L	1,000	1.128	87%	70-130%	0.5	15
Manganese	938.4		0.200	ug/L	1,000	12.48	93%	70-130%	1	15
Nickel	981.6		0.200	ug/L	1,000	2.129	98%	70-130%	0.9	15
Selenium	925.2		1.000	ug/L	1,000	ND	93%	70-130%	13	25

The contents of this report apply to the sample(s) analyzed in accordance with the chain of custody document.
No duplication of this report is allowed, except in its entirety.

Am Test Inc.
13600 NE 126th Place Suite C
Kirkland, WA
(425) 885-1664
www.amtestlab.com

AMTEST LABORATORIES

ANALYSIS REPORT

Professional Analytical Services

Date Received: 03/12/26
Date Reported: 04/01/26

OnSite Environmental Inc.
14648 NE 95th ST
Redmond, WA 98052
Attention: David Baumeister
Project Name: Onsite (Chem)
Project #: 791014801

Quality Control
(Continued)

Metals by EPA 200 Series Methods (Continued)

Analyte	Result	Qual	Reporting Limit	Units	Spike Level	Source Result	%REC	%REC Limits	RPD	RPD Limit
Batch: BDC0476 - EPA 200.8 Digested (Continued)										
Matrix Spike Dup (BDC0476-MSD2)		**Source: A26C0336-02**			Prepared: 03/25/26 Analyzed: 03/27/26					
Thallium	850.0		0.100	ug/L	1,000	ND	85%	70-130%	0.1	15
Zinc	921.2		0.500	ug/L	1,000	7.181	91%	70-130%	0.07	15
Matrix Spike Dup (BDC0476-MSD3)		**Source: A26C0395-05**			Prepared: 03/25/26 Analyzed: 03/27/26					
Antimony	967.1		0.300	ug/L	1,000	ND	97%	70-130%	6	15
Arsenic	924.8		0.100	ug/L	1,000	0.529	92%	70-130%	5	15
Barium	894.4		0.300	ug/L	1,000	8.300	89%	70-130%	8	15
Beryllium	995.6		0.300	ug/L	1,000	ND	100%	70-130%	6	20
Cadmium	922.6		0.100	ug/L	1,000	ND	92%	70-130%	8	15
Chromium	895.1		0.500	ug/L	1,000	0.154	89%	70-130%	8	15
Copper	864.3		0.500	ug/L	1,000	0.491	86%	70-130%	7	15
Lead	838.6		0.200	ug/L	1,000	ND	84%	70-130%	9	15
Manganese	978.3		0.200	ug/L	1,000	73.04	91%	70-130%	7	15
Nickel	949.0		0.200	ug/L	1,000	2.950	95%	70-130%	7	15
Selenium	837.7		1.000	ug/L	1,000	ND	84%	70-130%	25	25
Silver	397.2		0.200	ug/L	500.0	ND	79%	70-130%	0.6	15
Thallium	823.0		0.100	ug/L	1,000	ND	82%	70-130%	9	15
Zinc	898.9		0.500	ug/L	1,000	ND	90%	70-130%	8	15
Matrix Spike Dup (BDC0476-MSD4)		**Source: A26C0427-01**			Prepared: 03/25/26 Analyzed: 03/27/26					
Antimony	994.2		0.300	ug/L	1,000	3.724	99%	70-130%	6	15
Arsenic	950.0		0.100	ug/L	1,000	1.617	95%	70-130%	0.4	15
Barium	951.6		0.300	ug/L	1,000	37.19	91%	70-130%	3	15
Beryllium	1,091		0.300	ug/L	1,000	ND	109%	70-130%	0.6	20
Cadmium	969.5		0.100	ug/L	1,000	0.050	97%	70-130%	2	15
Chromium	945.2		0.500	ug/L	1,000	3.968	94%	70-130%	4	15
Copper	919.1		0.500	ug/L	1,000	18.09	90%	70-130%	4	15
Lead	882.4		0.200	ug/L	1,000	4.298	88%	70-130%	4	15
Manganese	967.1		0.200	ug/L	1,000	33.60	93%	70-130%	4	15
Nickel	985.1		0.200	ug/L	1,000	3.630	98%	70-130%	4	15
Selenium	952.8		1.000	ug/L	1,000	ND	95%	70-130%	3	25
Thallium	855.9		0.100	ug/L	1,000	ND	86%	70-130%	4	15
Zinc	992.6		0.500	ug/L	1,000	53.96	94%	70-130%	5	15
Matrix Spike Dup (BDC0476-MSD5)		**Source: A26C0435-03**			Prepared: 03/25/26 Analyzed: 03/27/26					
Antimony	1,026		0.300	ug/L	1,000	ND	103%	70-130%	0.08	15
Arsenic	990.6		0.100	ug/L	1,000	0.636	99%	70-130%	1	15

The contents of this report apply to the sample(s) analyzed in accordance with the chain of custody document.
No duplication of this report is allowed, except in its entirety.

Am Test Inc.
13600 NE 126th Place Suite C
Kirkland, WA
(425) 885-1664
www.amtestlab.com

AMTEST LABORATORIES

Professional Analytical Services

ANALYSIS REPORT

Date Received: 03/12/26
Date Reported: 04/01/26

OnSite Environmental Inc.
14648 NE 95th ST
Redmond, WA 98052
Attention: David Baumeister
Project Name: Onsite (Chem)
Project #: 791014801

Quality Control
(Continued)

Metals by EPA 200 Series Methods (Continued)

Analyte	Result	Qual	Reporting Limit	Units	Spike Level	Source Result	%REC	%REC Limits	RPD	RPD Limit
Batch: BDC0476 - EPA 200.8 Digested (Continued)										
Matrix Spike Dup (BDC0476-MSD5)		**Source: A26C0435-03**			Prepared: 03/25/26 Analyzed: 03/27/26					
Barium	983.7		0.300	ug/L	1,000	9.542	97%	70-130%	2	15
Beryllium	1,070		0.300	ug/L	1,000	ND	107%	70-130%	3	20
Cadmium	994.1		0.100	ug/L	1,000	ND	99%	70-130%	0.3	15
Chromium	998.6		0.500	ug/L	1,000	0.509	100%	70-130%	2	15
Copper	947.5		0.500	ug/L	1,000	0.244	95%	70-130%	2	15
Lead	925.1		0.200	ug/L	1,000	ND	93%	70-130%	1	15
Manganese	998.6		0.200	ug/L	1,000	6.914	99%	70-130%	2	15
Nickel	1,051		0.200	ug/L	1,000	3.517	105%	70-130%	3	15
Selenium	921.1		1.000	ug/L	1,000	ND	92%	70-130%	9	25
Thallium	905.4		0.100	ug/L	1,000	ND	91%	70-130%	1	15
Zinc	960.9		0.500	ug/L	1,000	0.503	96%	70-130%	0.4	15
Matrix Spike Dup (BDC0476-MSD6)		**Source: A26C0454-05**			Prepared: 03/25/26 Analyzed: 03/27/26					
Antimony	935.9		0.300	ug/L	1,000	ND	94%	70-130%	6	15
Arsenic	889.7		0.100	ug/L	1,000	0.482	89%	70-130%	9	15
Barium	886.8		0.300	ug/L	1,000	1.229	89%	70-130%	6	15
Beryllium	992.0		0.300	ug/L	1,000	ND	99%	70-130%	9	20
Cadmium	893.3		0.100	ug/L	1,000	ND	89%	70-130%	8	15
Chromium	882.8		0.500	ug/L	1,000	0.181	88%	70-130%	9	15
Copper	846.0		0.500	ug/L	1,000	0.233	85%	70-130%	10	15
Lead	840.1		0.200	ug/L	1,000	0.090	84%	70-130%	7	15
Manganese	896.4		0.200	ug/L	1,000	0.207	90%	70-130%	9	15
Nickel	927.6		0.200	ug/L	1,000	ND	93%	70-130%	10	15
Selenium	869.1		1.000	ug/L	1,000	ND	87%	70-130%	13	25
Silver	441.2		0.200	ug/L	500.0	ND	88%	70-130%	7	15
Thallium	816.9		0.100	ug/L	1,000	ND	82%	70-130%	7	15
Zinc	880.3		0.500	ug/L	1,000	1.174	88%	70-130%	7	15

The contents of this report apply to the sample(s) analyzed in accordance with the chain of custody document.
No duplication of this report is allowed, except in its entirety.

Am Test Inc.
13600 NE 126th Place Suite C
Kirkland, WA
(425) 885-1664
www.amtestlab.com

ANALYSIS REPORT

Professional Analytical Services

OnSite Environmental Inc.
14648 NE 95th ST
Redmond, WA 98052
Attention: David Baumeister
Project Name: Onsite (Chem)
Project #: 791014801

Date Received: 03/12/26
Date Reported: 04/01/26

Notes and Definitions

Item	Definition
U	The compound was analyzed for but was not detected (Non-detect) at or above the MRL/MDL.
J	The result is an estimated concentration that is less than the MRL but greater than or equal to the MDL.
D	The reported value is from a dilution.
Dry	Sample results reported on a dry weight basis.
ND	Analyte NOT DETECTED at or above the reporting limit.
RPD	Relative Percent Difference
%REC	Percent Recovery
Source	Sample that was matrix spiked or duplicated.

The contents of this report apply to the sample(s) analyzed in accordance with the chain of custody document.
No duplication of this report is allowed, except in its entirety.

A26C0316

OnSite Environmental Inc.

14648 NE 95th Street, Redmond, WA 98052 · (425) 883-3881

Laboratory Reference #: 03-178

Laboratory: AmTest Laboratories

Attention: Aaron Young

13600 NE 126th Pl Kirkland, WA 98034

Phone Number: (425) 885-1664

Turnaround Request

1 Day | 2 Day | 3 Day

Standard

Other: _____

Project Manager: David Baumeister

email: dbaumeister@onsite-env.com

Project Number: 791014801

Project Name: _____

Lab ID	Sample Identification	Date Sampled	Time Sampled	Matrix	# of Cont.	Requested Analyses
01	MW-1	3/11/26	10:57	W	3	Phase II/V IOC
02	MW-2	3/11/26	13:27	W	3	Phase II/V IOC
03	MW-7	3/11/26	16:21	W	3	Phase II/V IOC

Signature	Company	Date	Time	Comments/Special Instructions
Relinquished by:	OSE	3/12/26	3:50 PM	
Received by:	Amtest	3/12/26	1554	0.6°C
Relinquished by:				
Received by:				
Relinquished by:				
Received by:				

Anatek Labs, Inc.

Anatek Moscow - 1282 Alturas Drive - Moscow, ID 83843 - 208-883-2839 - moscow@anateklabs.com - FL NELAP E87893
Anatek Spokane - 504 E Sprague Ste. D - Spokane, WA 99202 - 509-838-3999 - spokane@anateklabs.com - FL NELAP E871099
Anatek Yakima - 4802 Tieton Drive - Yakima, WA 98908 - 509-225-9404 - yakima@anateklabs.com - FL NELAP E871190
Anatek Wenatchee - 3019 Gs Center Rd - Wenatchee, WA 98801 - 509-701-8362

Client:	OnSite Environmental, Inc.	Work Order:	WGC0564
Address:	14648 NE. 95th St.	Project:	03-178/791014801
	Redmond, WA 98052	Reported:	4/2/2026 21:36
Attn:	David Baumeister		

Analytical Results Report

System ID#		System Name:	**OnSite Environmental, Inc.**		
Reference Number:	**WGC0564-01**	Collect Date:	**03/11/26 10:57**	County:	
DOH Source #:		Sample Type:		Multiple Source Nos:	
Matrix:	**Drinking Water**	Composition:	**S - Single source samples**		
Date Received:	**03/16/26 10:39**	Sample Purpose:	**O - Other**		
Sample Location:	**MW-1**				

Lab/Sample Number: 125-56401

General Pesticides

DOH #	Analyte	Result	Units	LRL	SDRL	Trigger	MCL/SAL	Analyzed	Analyst	Method	Qualifier
0033	Endrin	ND	ug/L	0.0100	0.01	0.01	2	3/20/26 2:02	TAZ	EPA 505	
0034	Lindane (BHC-gamma)	ND	ug/L	0.0200	0.02	0.02	0.2	3/20/26 2:02	TAZ	EPA 505	
0035	Methoxychlor	ND	ug/L	0.100	0.1	0.1	40	3/20/26 2:02	TAZ	EPA 505	
0036	Toxaphene	ND	ug/L	1.00	1	1	3	3/20/26 2:02	TAZ	EPA 505	
0117	Alachlor	ND	ug/L	0.200	0.2	0.2	2	3/20/26 7:25	BMM	EPA 525.2	
0119	Atrazine	ND	ug/L	0.100	0.1	0.1	3	3/20/26 7:25	BMM	EPA 525.2	
0120	Benzo[a]pyrene	ND	ug/L	0.0200	0.02	0.02	0.2	3/20/26 7:25	BMM	EPA 525.2	
0122	Chlordane (Total)	ND	ug/L	0.200	0.2	0.2	2	3/20/26 2:02	TAZ	EPA 505	
0124	Di (2-ethylhexyl) adipate	ND	ug/L	0.600	0.6	0.6	400	3/20/26 7:25	BMM	EPA 525.2	
0125	Di (2-ethylhexyl) phthalate	ND	ug/L	0.600	0.6	0.6	6	3/20/26 7:25	BMM	EPA 525.2	
0126	Heptachlor	ND	ug/L	0.0400	0.04	0.04	0.4	3/20/26 2:02	TAZ	EPA 505	
0127	Heptachlor epoxide	ND	ug/L	0.0200	0.02	0.02	0.2	3/20/26 2:02	TAZ	EPA 505	
0128	Hexachlorobenzene	ND	ug/L	0.100	0.1	0.1	1	3/20/26 7:25	BMM	EPA 525.2	
0129	Hexachlorocyclopentadiene	ND	ug/L	0.100	0.1	0.1	50	3/20/26 7:25	BMM	EPA 525.2	
0133	Simazine	ND	ug/L	0.0700	0.07	0.07	4	3/20/26 7:25	BMM	EPA 525.2	
0118	Aldrin	ND	ug/L	0.100	0.1	0.1		3/20/26 2:02	TAZ	EPA 505	
0121	Butachlor	ND	ug/L	0.100	0.1	0.1		3/20/26 7:25	BMM	EPA 525.2	
0123	Dieldrin	ND	ug/L	0.100	0.1	0.1		3/20/26 2:02	TAZ	EPA 505	
0130	Metolachlor	ND	ug/L	0.100	0.1	0.1		3/20/26 7:25	BMM	EPA 525.2	
0131	Metribuzin	ND	ug/L	0.100	0.1	0.1		3/20/26 7:25	BMM	EPA 525.2	
0132	Propachlor	ND	ug/L	0.100	0.1	0.1		3/20/26 7:25	BMM	EPA 525.2	
0254	Fluorene	ND	ug/L	0.200	0.2	0.2		3/20/26 7:25	BMM	EPA 525.2	
0173	Arochlor 1221 (1)	ND	ug/L	20.0	20	20		3/20/26 2:02	TAZ	EPA 505	
0174	Arochlor 1232 (1)	ND	ug/L	0.500	0.5	0.5		3/20/26 2:02	TAZ	EPA 505	
0175	Arochlor 1242 (1)	ND	ug/L	0.300	0.3	0.3		3/20/26 2:02	TAZ	EPA 505	
0176	Arochlor 1248 (1)	ND	ug/L	0.100	0.1	0.1		3/20/26 2:02	TAZ	EPA 505	
0177	Arochlor 1254 (1)	ND	ug/L	0.100	0.1	0.1		3/20/26 2:02	TAZ	EPA 505	
0178	Arochlor 1260 (1)	ND	ug/L	0.200	0.2	0.2		3/20/26 2:02	TAZ	EPA 505	
0179	Bromacil	ND	ug/L	0.100	0.1	0.1		3/20/26 7:25	BMM	EPA 525.2	
0180	Arochlor 1016 (1)	ND	ug/L	0.0800	0.08	0.08		3/20/26 2:02	TAZ	EPA 505	
0190	Terbacil	ND	ug/L	0.100	0.1	0.1		3/20/26 7:25	BMM	EPA 525.2	
0208	EPTC	ND	ug/L	0.100	0.1	0.1		3/20/26 7:25	BMM	EPA 525.2	

Anatek Labs, Inc.

Anatek Moscow - 1282 Alturas Drive - Moscow, ID 83843 - 208-883-2839 - moscow@anateklabs.com - FL NELAP E87893
Anatek Spokane - 504 E Sprague Ste. D - Spokane, WA 99202 - 509-838-3999 - spokane@anateklabs.com - FL NELAP E871099
Anatek Yakima - 4802 Tieton Drive - Yakima, WA 98908 - 509-225-9404 - yakima@anateklabs.com - FL NELAP E871190
Anatek Wenatchee - 3019 Gs Center Rd - Wenatchee, WA 98801 - 509-701-8362

Client:	OnSite Environmental, Inc.	Work Order:	WGC0564
Address:	14648 NE. 95th St.	Project:	03-178/791014801
	Redmond, WA 98052	Reported:	4/2/2026 21:36
Attn:	David Baumeister		

Analytical Results Report

System ID#		System Name:	**OnSite Environmental, Inc.**		
Reference Number:	**WGC0564-01**	Collect Date:	**03/11/26 10:57**	County:	
DOH Source #:		Sample Type:		Multiple Source Nos:	
Matrix:	**Drinking Water**	Composition:	**S - Single source samples**		
Date Received:	**03/16/26 10:39**	Sample Purpose:	**O - Other**		
Sample Location:	**MW-1**				

Lab/Sample Number: 125-56401

General Pesticides (Continued)

DOH #	Analyte	Result	Units	LRL	SDRL	Trigger	MCL/SAL	Analyzed	Analyst	Method	Qualifier
0218	Molinate	ND	ug/L	0.100	0.1	0.1	0.1	3/20/26 7:25	BMM	EPA 525.2	
0232	4,4'-DDD	ND	ug/L	0.100	0.1	0.1		3/20/26 2:02	TAZ	EPA 505	
0233	4,4'-DDE	ND	ug/L	0.100	0.1	0.1		3/20/26 2:02	TAZ	EPA 505	
0234	4,4'-DDT	ND	ug/L	0.100	0.1	0.1		3/20/26 2:02	TAZ	EPA 505	
0243	Trifluralin	ND	ug/L	0.100	0.1	0.1		3/20/26 7:25	BMM	EPA 525.2	
0244	Acenaphthylene	ND	ug/L	0.200	0.2	0.2		3/20/26 7:25	BMM	EPA 525.2	
0246	Anthracene	ND	ug/L	0.200	0.2	0.2		3/20/26 7:25	BMM	EPA 525.2	
0247	Benzo[a]anthracene	ND	ug/L	0.200	0.2	0.2		3/20/26 7:25	BMM	EPA 525.2	
0248	Benzo[b]fluoranthene	ND	ug/L	0.200	0.2	0.2		3/20/26 7:25	BMM	EPA 525.2	
0250	Benzo[k]fluoranthene	ND	ug/L	0.200	0.2	0.2		3/20/26 7:25	BMM	EPA 525.2	
0251	Chrysene	ND	ug/L	0.200	0.2	0.2		3/20/26 7:25	BMM	EPA 525.2	
0256	Phenanthrene	ND	ug/L	0.200	0.2	0.2		3/20/26 7:25	BMM	EPA 525.2	
0257	Pyrene	ND	ug/L	0.200	0.2	0.2		3/20/26 7:25	BMM	EPA 525.2	
0258	Benzyl Butyl Phthalate	ND	ug/L	1.00	1	1.0		3/20/26 7:25	BMM	EPA 525.2	
0259	Di-n-butyl phthalate	ND	ug/L	1.00	1	1.0		3/20/26 7:25	BMM	EPA 525.2	
0260	Diethyl phthalate	ND	ug/L	1.00	1	1.0		3/20/26 7:25	BMM	EPA 525.2	
0261	Dimethyl phthalate	ND	ug/L	1.00	1	1.0		3/20/26 7:25	BMM	EPA 525.2	
0153	PCB (as total arochlors)	ND	ug/L	0.500	0	--	0.5	3/20/26 2:02	TAZ	EPA 505	

Herbicides

DOH #	Analyte	Result	Units	LRL	SDRL	Trigger	MCL/SAL	Analyzed	Analyst	Method	Qualifier
0137	Dalapon	ND	ug/L	1.00	1	1	200	3/27/26 0:48	EWO	EPA 515.4	
0037	2,4-D	ND	ug/L	0.100	0.1	0.1	70	3/27/26 0:14	EWO	EPA 515.4	
0038	2,4,5-TP (Silvex)	ND	ug/L	0.200	0.2	0.2	50	3/27/26 0:14	EWO	EPA 515.4	
0134	Pentachlorophenol	ND	ug/L	0.0400	0.04	0.04	1	3/27/26 0:14	EWO	EPA 515.4	
0139	Dinoseb	ND	ug/L	0.200	0.2	0.2	7	3/27/26 0:14	EWO	EPA 515.4	
0140	Picloram	ND	ug/L	0.100	0.1	0.1	500	3/27/26 0:14	EWO	EPA 515.4	
0138	Dicamba	ND	ug/L	0.200	0.2	0.2		3/27/26 0:14	EWO	EPA 515.4	
0136	2,4,5-T	ND	ug/L	0.400	0.4	0.4		3/27/26 0:14	EWO	EPA 515.4	
0220	Bentazon	ND	ug/L	0.500	0.5	0.5		3/27/26 0:14	EWO	EPA 515.4	
0221	Dichlorprop	ND	ug/L	0.500	0.5	0.5		3/27/26 0:14	EWO	EPA 515.4	
0223	Acifluorofen	ND	ug/L	1.00	2	2.0		3/27/26 0:14	EWO	EPA 515.4	

Anatek Labs, Inc.

Anatek Moscow - 1282 Alturas Drive - Moscow, ID 83843 - 208-883-2839 - moscow@anateklabs.com - FL NELAP E87893
Anatek Spokane - 504 E Sprague Ste. D - Spokane, WA 99202 - 509-838-3999 - spokane@anateklabs.com - FL NELAP E871099
Anatek Yakima - 4802 Tieton Drive - Yakima, WA 98908 - 509-225-9404 - yakima@anateklabs.com - FL NELAP E871190
Anatek Wenatchee - 3019 Gs Center Rd - Wenatchee, WA 98801 - 509-701-8362

Client:	OnSite Environmental, Inc.	Work Order:	WGC0564
Address:	14648 NE. 95th St.	Project:	03-178/791014801
	Redmond, WA 98052	Reported:	4/2/2026 21:36
Attn:	David Baumeister		

Analytical Results Report

System ID#		System Name:	**OnSite Environmental, Inc.**		
Reference Number:	**WGC0564-01**	Collect Date:	**03/11/26 10:57**	County:	
DOH Source #:		Sample Type:		Multiple Source Nos:	
Matrix:	**Drinking Water**	Composition:	**S - Single source samples**		
Date Received:	**03/16/26 10:39**	Sample Purpose:	**O - Other**		
Sample Location:	**MW-1**				

Lab/Sample Number: 125-56401

Herbicides (Continued)

DOH #	Analyte	Result	Units	LRL	SDRL	Trigger	MCL/SAL	Analyzed	Analyst	Method	Qualifier
0225	DCPA (Acid Metabolites)	ND	ug/L	0.0200	0.1	0.1		3/27/26 0:14	EWO	EPA 515.4	
0226	3,5-Dichlorobenzoic Acid	ND	ug/L	0.500	0.5	0.5		3/27/26 0:14	EWO	EPA 515.4	
0135	2,4-DB	ND	ug/L	1.00	1	1.0		3/27/26 0:14	EWO	EPA 515.4	

Insecticides/Carbamates

DOH #	Analyte	Result	Units	LRL	SDRL	Trigger	MCL/SAL	Analyzed	Analyst	Method	Qualifier
0146	Carbofuran	ND	ug/L	0.900	0.9	0.9	40	3/24/26 9:49	BKP	EPA 531.2	
0148	Oxamyl (Vydate)	ND	ug/L	2.00	2	2	200	3/24/26 9:49	BKP	EPA 531.2	
0142	Aldicarb	ND	ug/L	0.500	0.5	0.5	3	3/24/26 9:49	BKP	EPA 531.2	
0143	Aldicarb Sulfone	ND	ug/L	0.800	0.8	0.8	2	3/24/26 9:49	BKP	EPA 531.2	
0144	Aldicarb Sulfoxide	ND	ug/L	0.500	0.5	0.5	4	3/24/26 9:49	BKP	EPA 531.2	
0145	Carbaryl	ND	ug/L	2.00	2	2.0		3/24/26 9:49	BKP	EPA 531.2	
0147	Methomyl	ND	ug/L	4.00	4	4.0		3/24/26 9:49	BKP	EPA 531.2	

Diquat

DOH #	Analyte	Result	Units	LRL	SDRL	Trigger	MCL/SAL	Analyzed	Analyst	Method	Qualifier
0150	Diquat	ND	ug/L	0.400	0.4	0.4	20	4/1/26 12:34	JBC	EPA 549.2	

Endothall

DOH #	Analyte	Result	Units	LRL	SDRL	Trigger	MCL/SAL	Analyzed	Analyst	Method	Qualifier
0151	Endothall	ND	ug/L	9.00	9	9	100	3/17/26 20:06	TGT	EPA 548.1	

Glyphosate

DOH #	Analyte	Result	Units	LRL	SDRL	Trigger	MCL/SAL	Analyzed	Analyst	Method	Qualifier
0152	Glyphosate	ND	ug/L	5.00	6	6	700	3/17/26 22:56	BKP	EPA 547	

Volatile Organic Compounds

DOH #	Analyte	Result	Units	LRL	SDRL	Trigger	MCL/SAL	Analyzed	Analyst	Method	Qualifier
0079	1,2,3-Trichloropropane	ND	ug/L	0.500	0.5	0.5		3/24/26 5:39	TAZ	EPA 504.1	
0102	EDB	ND	ug/L	0.0100	0.01	0.01	0.05	3/24/26 5:39	TAZ	EPA 504.1	
0103	DBCP	ND	ug/L	0.0200	0.02	0.02	0.2	3/24/26 5:39	TAZ	EPA 504.1	

Not on WA Template

Anatek Labs, Inc.

Anatek Moscow - 1282 Alturas Drive - Moscow, ID 83843 - 208-883-2839 - moscow@anateklabs.com - FL NELAP E87893
Anatek Spokane - 504 E Sprague Ste. D - Spokane, WA 99202 - 509-838-3999 - spokane@anateklabs.com - FL NELAP E871099
Anatek Yakima - 4802 Tieton Drive - Yakima, WA 98908 - 509-225-9404 - yakima@anateklabs.com - FL NELAP E871190
Anatek Wenatchee - 3019 Gs Center Rd - Wenatchee, WA 98801 - 509-701-8362

Client:	OnSite Environmental, Inc.	Work Order:	WGC0564
Address:	14648 NE. 95th St.	Project:	03-178/791014801
	Redmond, WA 98052	Reported:	4/2/2026 21:36
Attn:	David Baumeister		

Analytical Results Report

System ID#		System Name:	**OnSite Environmental, Inc.**		
Reference Number:	**WGC0564-01**	Collect Date:	**03/11/26 10:57**	County:	
DOH Source #:		Sample Type:		Multiple Source Nos:	
Matrix:	**Drinking Water**	Composition:	**S - Single source samples**		
Date Received:	**03/16/26 10:39**	Sample Purpose:	**O - Other**		
Sample Location:	**MW-1**				

Lab/Sample Number: 125-56401

DOH #	Analyte	Result	Units	LRL	SDRL	Trigger	MCL/SAL	Analyzed	Analyst	Method	Qualifier
	alpha-BHC	ND	ug/L	0.100				3/20/26 2:02	TAZ	EPA 505	
	Endosulfan sulfate	ND	ug/L	0.100				3/20/26 2:02	TAZ	EPA 505	
	beta-BHC	ND	ug/L	0.100				3/20/26 2:02	TAZ	EPA 505	
	delta-BHC	ND	ug/L	0.100				3/20/26 2:02	TAZ	EPA 505	
	Endosulfan II	ND	ug/L	0.100				3/20/26 2:02	TAZ	EPA 505	
	Endrin aldehyde	ND	ug/L	0.100				3/20/26 2:02	TAZ	EPA 505	
	Endrin ketone	ND	ug/L	0.100				3/20/26 2:02	TAZ	EPA 505	
	Endosulfan I	ND	ug/L	0.100				3/20/26 2:02	TAZ	EPA 505	
	Triadimefon	ND	ug/L	0.200				3/20/26 7:25	BMM	EPA 525.2	
	Pronamide	ND	ug/L	0.200				3/20/26 7:25	BMM	EPA 525.2	
	Ethyl parathion	ND	ug/L	0.200				3/20/26 7:25	BMM	EPA 525.2	
	Fluoranthene	ND	ug/L	0.200				3/20/26 7:25	BMM	EPA 525.2	
	MCPA	ND	ug/L	0.200				3/20/26 7:25	BMM	EPA 525.2	
	Parathion ethyl	ND	ug/L	0.200				3/20/26 7:25	BMM	EPA 525.2	
	Permethrin	ND	ug/L	0.200				3/20/26 7:25	BMM	EPA 525.2	
	Chlorpyrifos	ND	ug/L	0.200				3/20/26 7:25	BMM	EPA 525.2	
0183	Prometon	ND	ug/L	0.200		0.2		3/20/26 7:25	BMM	EPA 525.2	
0202	Diazinon	ND	ug/L	0.200		0.2		3/20/26 7:25	BMM	EPA 525.2	
0236	Cyanizine	ND	ug/L	0.200		0.2		3/20/26 7:25	BMM	EPA 525.2	
0239	Malathion	ND	ug/L	0.200		0.2		3/20/26 7:25	BMM	EPA 525.2	
0245	Acenaphthene	ND	ug/L	0.200		0.2		3/20/26 7:25	BMM	EPA 525.2	
0249	Benzo(g,h,i)perylene	ND	ug/L	0.200		0.2		3/20/26 7:25	BMM	EPA 525.2	
0252	Dibenz(a,h)anthracene	ND	ug/L	0.200		0.2		3/20/26 7:25	BMM	EPA 525.2	
0255	Indeno(1,2,3-cd)pyrene	ND	ug/L	0.200		0.2		3/20/26 7:25	BMM	EPA 525.2	
0274	Pendimethalin	ND	ug/L	0.200				3/20/26 7:25	BMM	EPA 525.2	
	Propoxur	ND	ug/L	1.00				3/24/26 9:49	BKP	EPA 531.2	
0141	3-Hydroxycarbofuran	ND	ug/L	2.00				3/24/26 9:49	BKP	EPA 531.2	
0327	Methiocarb	ND	ug/L	1.00				3/24/26 9:49	BKP	EPA 531.2	
0224	Chloramben	ND	ug/L	0.200		0.2		3/27/26 0:14	EWO	EPA 515.4	

Surrogate: TCX - 2,4,5,6-tetrachloro	*110%*	*70-130*	*3/24/26 6:06*	*TAZ*	*EPA 504.1*
Surrogate: DCB	*90.6%*	*70-130*	*3/20/26 2:02*	*TAZ*	*EPA 505*
Surrogate: BDMC	*112%*	*70-130*	*3/24/26 9:49*	*BKP*	*EPA 531.2*

Anatek Labs, Inc.

Anatek Moscow - 1282 Alturas Drive - Moscow, ID 83843 - 208-883-2839 - moscow@anateklabs.com - FL NELAP E87893
Anatek Spokane - 504 E Sprague Ste. D - Spokane, WA 99202 - 509-838-3999 - spokane@anateklabs.com - FL NELAP E871099
Anatek Yakima - 4802 Tieton Drive - Yakima, WA 98908 - 509-225-9404 - yakima@anateklabs.com - FL NELAP E871190
Anatek Wenatchee - 3019 Gs Center Rd - Wenatchee, WA 98801 - 509-701-8362

Client:	OnSite Environmental, Inc.	Work Order:	WGC0564
Address:	14648 NE. 95th St.	Project:	03-178/791014801
	Redmond, WA 98052	Reported:	4/2/2026 21:36
Attn:	David Baumeister		

Analytical Results Report

System ID#		System Name:	**OnSite Environmental, Inc.**		
Reference Number:	**WGC0564-02**	Collect Date:	**03/11/26 13:27**	County:	
DOH Source #:		Sample Type:		Multiple Source Nos:	
Matrix:	**Drinking Water**	Composition:	**S - Single source samples**		
Date Received:	**03/16/26 10:39**	Sample Purpose:	**O - Other**		
Sample Location:	**MW-2**				

Lab/Sample Number: 125-56402

General Pesticides

DOH #	Analyte	Result	Units	LRL	SDRL	Trigger	MCL/SAL	Analyzed	Analyst	Method	Qualifier
0033	Endrin	ND	ug/L	0.0100	0.01	0.01	2	3/20/26 2:19	TAZ	EPA 505	
0034	Lindane (BHC-gamma)	ND	ug/L	0.0200	0.02	0.02	0.2	3/20/26 2:19	TAZ	EPA 505	
0035	Methoxychlor	ND	ug/L	0.100	0.1	0.1	40	3/20/26 2:19	TAZ	EPA 505	
0036	Toxaphene	ND	ug/L	1.00	1	1	3	3/20/26 2:19	TAZ	EPA 505	
0117	Alachlor	ND	ug/L	0.200	0.2	0.2	2	3/20/26 7:59	BMM	EPA 525.2	
0119	Atrazine	ND	ug/L	0.100	0.1	0.1	3	3/20/26 7:59	BMM	EPA 525.2	
0120	Benzo[a]pyrene	ND	ug/L	0.0200	0.02	0.02	0.2	3/20/26 7:59	BMM	EPA 525.2	
0122	Chlordane (Total)	ND	ug/L	0.200	0.2	0.2	2	3/20/26 2:19	TAZ	EPA 505	
0124	Di (2-ethylhexyl) adipate	ND	ug/L	0.600	0.6	0.6	400	3/20/26 7:59	BMM	EPA 525.2	
0125	Di (2-ethylhexyl) phthalate	ND	ug/L	0.600	0.6	0.6	6	3/20/26 7:59	BMM	EPA 525.2	
0126	Heptachlor	ND	ug/L	0.0400	0.04	0.04	0.4	3/20/26 2:19	TAZ	EPA 505	
0127	Heptachlor epoxide	ND	ug/L	0.0200	0.02	0.02	0.2	3/20/26 2:19	TAZ	EPA 505	
0128	Hexachlorobenzene	ND	ug/L	0.100	0.1	0.1	1	3/20/26 7:59	BMM	EPA 525.2	
0129	Hexachlorocyclopentadiene	ND	ug/L	0.100	0.1	0.1	50	3/20/26 7:59	BMM	EPA 525.2	
0133	Simazine	ND	ug/L	0.0700	0.07	0.07	4	3/20/26 7:59	BMM	EPA 525.2	
0118	Aldrin	ND	ug/L	0.100	0.1	0.1		3/20/26 2:19	TAZ	EPA 505	
0121	Butachlor	ND	ug/L	0.100	0.1	0.1		3/20/26 7:59	BMM	EPA 525.2	
0123	Dieldrin	ND	ug/L	0.100	0.1	0.1		3/20/26 2:19	TAZ	EPA 505	
0130	Metolachlor	ND	ug/L	0.100	0.1	0.1		3/20/26 7:59	BMM	EPA 525.2	
0131	Metribuzin	ND	ug/L	0.100	0.1	0.1		3/20/26 7:59	BMM	EPA 525.2	
0132	Propachlor	ND	ug/L	0.100	0.1	0.1		3/20/26 7:59	BMM	EPA 525.2	
0254	Fluorene	ND	ug/L	0.200	0.2	0.2		3/20/26 7:59	BMM	EPA 525.2	
0173	Arochlor 1221 (1)	ND	ug/L	20.0	20	20		3/20/26 2:19	TAZ	EPA 505	
0174	Arochlor 1232 (1)	ND	ug/L	0.500	0.5	0.5		3/20/26 2:19	TAZ	EPA 505	
0175	Arochlor 1242 (1)	ND	ug/L	0.300	0.3	0.3		3/20/26 2:19	TAZ	EPA 505	
0176	Arochlor 1248 (1)	ND	ug/L	0.100	0.1	0.1		3/20/26 2:19	TAZ	EPA 505	
0177	Arochlor 1254 (1)	ND	ug/L	0.100	0.1	0.1		3/20/26 2:19	TAZ	EPA 505	
0178	Arochlor 1260 (1)	ND	ug/L	0.200	0.2	0.2		3/20/26 2:19	TAZ	EPA 505	
0179	Bromacil	ND	ug/L	0.100	0.1	0.1		3/20/26 7:59	BMM	EPA 525.2	
0180	Arochlor 1016 (1)	ND	ug/L	0.0800	0.08	0.08		3/20/26 2:19	TAZ	EPA 505	
0190	Terbacil	ND	ug/L	0.100	0.1	0.1		3/20/26 7:59	BMM	EPA 525.2	
0208	EPTC	ND	ug/L	0.100	0.1	0.1		3/20/26 7:59	BMM	EPA 525.2	

Anatek Labs, Inc.

Anatek Moscow - 1282 Alturas Drive - Moscow, ID 83843 - 208-883-2839 - moscow@anateklabs.com - FL NELAP E87893
Anatek Spokane - 504 E Sprague Ste. D - Spokane, WA 99202 - 509-838-3999 - spokane@anateklabs.com - FL NELAP E871099
Anatek Yakima - 4802 Tieton Drive - Yakima, WA 98908 - 509-225-9404 - yakima@anateklabs.com - FL NELAP E871190
Anatek Wenatchee - 3019 Gs Center Rd - Wenatchee, WA 98801 - 509-701-8362

Client:	OnSite Environmental, Inc.	Work Order:	WGC0564
Address:	14648 NE. 95th St.	Project:	03-178/791014801
	Redmond, WA 98052	Reported:	4/2/2026 21:36
Attn:	David Baumeister		

Analytical Results Report

System ID#		System Name:	**OnSite Environmental, Inc.**		
Reference Number:	**WGC0564-02**	Collect Date:	**03/11/26 13:27**	County:	
DOH Source #:		Sample Type:		Multiple Source Nos:	
Matrix:	**Drinking Water**	Composition:	**S - Single source samples**		
Date Received:	**03/16/26 10:39**	Sample Purpose:	**O - Other**		
Sample Location:	**MW-2**				

Lab/Sample Number: 125-56402

General Pesticides (Continued)

DOH #	Analyte	Result	Units	LRL	SDRL	Trigger	MCL/SAL	Analyzed	Analyst	Method	Qualifier
0218	Molinate	ND	ug/L	0.100	0.1	0.1	0.1	3/20/26 7:59	BMM	EPA 525.2	
0232	4,4'-DDD	ND	ug/L	0.100	0.1	0.1		3/20/26 2:19	TAZ	EPA 505	
0233	4,4'-DDE	ND	ug/L	0.100	0.1	0.1		3/20/26 2:19	TAZ	EPA 505	
0234	4,4'-DDT	ND	ug/L	0.100	0.1	0.1		3/20/26 2:19	TAZ	EPA 505	
0243	Trifluralin	ND	ug/L	0.100	0.1	0.1		3/20/26 7:59	BMM	EPA 525.2	
0244	Acenaphthylene	ND	ug/L	0.200	0.2	0.2		3/20/26 7:59	BMM	EPA 525.2	
0246	Anthracene	ND	ug/L	0.200	0.2	0.2		3/20/26 7:59	BMM	EPA 525.2	
0247	Benzo[a]anthracene	ND	ug/L	0.200	0.2	0.2		3/20/26 7:59	BMM	EPA 525.2	
0248	Benzo[b]fluoranthene	ND	ug/L	0.200	0.2	0.2		3/20/26 7:59	BMM	EPA 525.2	
0250	Benzo[k]fluoranthene	ND	ug/L	0.200	0.2	0.2		3/20/26 7:59	BMM	EPA 525.2	
0251	Chrysene	ND	ug/L	0.200	0.2	0.2		3/20/26 7:59	BMM	EPA 525.2	
0256	Phenanthrene	ND	ug/L	0.200	0.2	0.2		3/20/26 7:59	BMM	EPA 525.2	
0257	Pyrene	ND	ug/L	0.200	0.2	0.2		3/20/26 7:59	BMM	EPA 525.2	
0258	Benzyl Butyl Phthalate	ND	ug/L	1.00	1	1.0		3/20/26 7:59	BMM	EPA 525.2	
0259	Di-n-butyl phthalate	0.126	ug/L	1.00	1	1.0		3/20/26 7:59	BMM	EPA 525.2	
0260	Diethyl phthalate	ND	ug/L	1.00	1	1.0		3/20/26 7:59	BMM	EPA 525.2	
0261	Dimethyl phthalate	ND	ug/L	1.00	1	1.0		3/20/26 7:59	BMM	EPA 525.2	
0153	PCB (as total arochlors)	ND	ug/L	0.500	0	--	0.5	3/20/26 2:19	TAZ	EPA 505	

Herbicides

DOH #	Analyte	Result	Units	LRL	SDRL	Trigger	MCL/SAL	Analyzed	Analyst	Method	Qualifier
0137	Dalapon	ND	ug/L	1.00	1	1	200	3/27/26 1:23	EWO	EPA 515.4	
0037	2,4-D	0.105	ug/L	0.100	0.1	0.1	70	3/27/26 0:48	EWO	EPA 515.4	
0038	2,4,5-TP (Silvex)	ND	ug/L	0.200	0.2	0.2	50	3/27/26 0:48	EWO	EPA 515.4	
0134	Pentachlorophenol	ND	ug/L	0.0400	0.04	0.04	1	3/27/26 0:48	EWO	EPA 515.4	
0139	Dinoseb	ND	ug/L	0.200	0.2	0.2	7	3/27/26 0:48	EWO	EPA 515.4	
0140	Picloram	ND	ug/L	0.100	0.1	0.1	500	3/27/26 0:48	EWO	EPA 515.4	
0138	Dicamba	0.0319	ug/L	0.200	0.2	0.2		3/27/26 0:48	EWO	EPA 515.4	
0136	2,4,5-T	ND	ug/L	0.400	0.4	0.4		3/27/26 0:48	EWO	EPA 515.4	
0220	Bentazon	ND	ug/L	0.500	0.5	0.5		3/27/26 0:48	EWO	EPA 515.4	
0221	Dichlorprop	ND	ug/L	0.500	0.5	0.5		3/27/26 0:48	EWO	EPA 515.4	
0223	Acifluorofen	ND	ug/L	1.00	2	2.0		3/27/26 0:48	EWO	EPA 515.4	

Anatek Labs, Inc.

Anatek Moscow - 1282 Alturas Drive - Moscow, ID 83843 - 208-883-2839 - moscow@anateklabs.com - FL NELAP E87893
Anatek Spokane - 504 E Sprague Ste. D - Spokane, WA 99202 - 509-838-3999 - spokane@anateklabs.com - FL NELAP E871099
Anatek Yakima - 4802 Tieton Drive - Yakima, WA 98908 - 509-225-9404 - yakima@anateklabs.com - FL NELAP E871190
Anatek Wenatchee - 3019 Gs Center Rd - Wenatchee, WA 98801 - 509-701-8362

Client:	OnSite Environmental, Inc.	Work Order:	WGC0564
Address:	14648 NE. 95th St.	Project:	03-178/791014801
	Redmond, WA 98052	Reported:	4/2/2026 21:36
Attn:	David Baumeister		

Analytical Results Report

System ID#		System Name:	**OnSite Environmental, Inc.**		
Reference Number:	**WGC0564-02**	Collect Date:	**03/11/26 13:27**	County:	
DOH Source #:		Sample Type:		Multiple Source Nos:	
Matrix:	**Drinking Water**	Composition:	**S - Single source samples**		
Date Received:	**03/16/26 10:39**	Sample Purpose:	**O - Other**		
Sample Location:	**MW-2**				

Lab/Sample Number: 125-56402

Herbicides (Continued)

DOH #	Analyte	Result	Units	LRL	SDRL	Trigger	MCL/SAL	Analyzed	Analyst	Method	Qualifier
0225	DCPA (Acid Metabolites)	ND	ug/L	0.0200	0.1	0.1		3/27/26 0:48	EWO	EPA 515.4	
0226	3,5-Dichlorobenzoic Acid	ND	ug/L	0.500	0.5	0.5		3/27/26 0:48	EWO	EPA 515.4	
0135	2,4-DB	ND	ug/L	1.00	1	1.0		3/27/26 0:48	EWO	EPA 515.4	

Insecticides/Carbamates

DOH #	Analyte	Result	Units	LRL	SDRL	Trigger	MCL/SAL	Analyzed	Analyst	Method	Qualifier
0146	Carbofuran	ND	ug/L	0.900	0.9	0.9	40	3/24/26 10:44	BKP	EPA 531.2	
0148	Oxamyl (Vydate)	ND	ug/L	2.00	2	2	200	3/24/26 10:44	BKP	EPA 531.2	
0142	Aldicarb	ND	ug/L	0.500	0.5	0.5	3	3/24/26 10:44	BKP	EPA 531.2	
0143	Aldicarb Sulfone	ND	ug/L	0.800	0.8	0.8	2	3/24/26 10:44	BKP	EPA 531.2	
0144	Aldicarb Sulfoxide	ND	ug/L	0.500	0.5	0.5	4	3/24/26 10:44	BKP	EPA 531.2	
0145	Carbaryl	ND	ug/L	2.00	2	2.0		3/24/26 10:44	BKP	EPA 531.2	
0147	Methomyl	ND	ug/L	4.00	4	4.0		3/24/26 10:44	BKP	EPA 531.2	

Diquat

DOH #	Analyte	Result	Units	LRL	SDRL	Trigger	MCL/SAL	Analyzed	Analyst	Method	Qualifier
0150	Diquat	ND	ug/L	0.400	0.4	0.4	20	4/1/26 12:38	JBC	EPA 549.2	

Endothall

DOH #	Analyte	Result	Units	LRL	SDRL	Trigger	MCL/SAL	Analyzed	Analyst	Method	Qualifier
0151	Endothall	ND	ug/L	9.00	9	9	100	3/17/26 20:24	TGT	EPA 548.1	

Glyphosate

DOH #	Analyte	Result	Units	LRL	SDRL	Trigger	MCL/SAL	Analyzed	Analyst	Method	Qualifier
0152	Glyphosate	ND	ug/L	5.00	6	6	700	3/17/26 23:26	BKP	EPA 547	

Volatile Organic Compounds

DOH #	Analyte	Result	Units	LRL	SDRL	Trigger	MCL/SAL	Analyzed	Analyst	Method	Qualifier
0079	1,2,3-Trichloropropane	ND	ug/L	0.500	0.5	0.5		3/24/26 6:06	TAZ	EPA 504.1	
0102	EDB	ND	ug/L	0.0100	0.01	0.01	0.05	3/24/26 6:06	TAZ	EPA 504.1	
0103	DBCP	ND	ug/L	0.0200	0.02	0.02	0.2	3/24/26 6:06	TAZ	EPA 504.1	

Not on WA Template

Anatek Labs, Inc.

Anatek Moscow - 1282 Alturas Drive - Moscow, ID 83843 - 208-883-2839 - moscow@anateklabs.com - FL NELAP E87893
Anatek Spokane - 504 E Sprague Ste. D - Spokane, WA 99202 - 509-838-3999 - spokane@anateklabs.com - FL NELAP E871099
Anatek Yakima - 4802 Tieton Drive - Yakima, WA 98908 - 509-225-9404 - yakima@anateklabs.com - FL NELAP E871190
Anatek Wenatchee - 3019 Gs Center Rd - Wenatchee, WA 98801 - 509-701-8362

Client:	OnSite Environmental, Inc.	Work Order:	WGC0564
Address:	14648 NE. 95th St.	Project:	03-178/791014801
	Redmond, WA 98052	Reported:	4/2/2026 21:36
Attn:	David Baumeister		

Analytical Results Report

System ID#		System Name:	**OnSite Environmental, Inc.**		
Reference Number:	**WGC0564-02**	Collect Date:	**03/11/26 13:27**	County:	
DOH Source #:		Sample Type:		Multiple Source Nos:	
Matrix:	**Drinking Water**	Composition:	**S - Single source samples**		
Date Received:	**03/16/26 10:39**	Sample Purpose:	**O - Other**		
Sample Location:	**MW-2**				

Lab/Sample Number: 125-56402

DOH #	Analyte	Result	Units	LRL	SDRL	Trigger	MCL/SAL	Analyzed	Analyst	Method	Qualifier
	alpha-BHC	ND	ug/L	0.100				3/20/26 2:19	TAZ	EPA 505	
	beta-BHC	ND	ug/L	0.100				3/20/26 2:19	TAZ	EPA 505	
	delta-BHC	ND	ug/L	0.100				3/20/26 2:19	TAZ	EPA 505	
	Endosulfan I	ND	ug/L	0.100				3/20/26 2:19	TAZ	EPA 505	
	Endosulfan II	ND	ug/L	0.100				3/20/26 2:19	TAZ	EPA 505	
	Endosulfan sulfate	ND	ug/L	0.100				3/20/26 2:19	TAZ	EPA 505	
	Endrin ketone	ND	ug/L	0.100				3/20/26 2:19	TAZ	EPA 505	
	Endrin aldehyde	ND	ug/L	0.100				3/20/26 2:19	TAZ	EPA 505	
	Chlorpyrifos	ND	ug/L	0.200				3/20/26 7:59	BMM	EPA 525.2	
	Ethyl parathion	ND	ug/L	0.200				3/20/26 7:59	BMM	EPA 525.2	
	Fluoranthene	ND	ug/L	0.200				3/20/26 7:59	BMM	EPA 525.2	
	MCPA	ND	ug/L	0.200				3/20/26 7:59	BMM	EPA 525.2	
	Parathion ethyl	ND	ug/L	0.200				3/20/26 7:59	BMM	EPA 525.2	
	Permethrin	ND	ug/L	0.200				3/20/26 7:59	BMM	EPA 525.2	
	Pronamide	ND	ug/L	0.200				3/20/26 7:59	BMM	EPA 525.2	
	Triadimefon	ND	ug/L	0.200				3/20/26 7:59	BMM	EPA 525.2	
0183	Prometon	ND	ug/L	0.200		0.2		3/20/26 7:59	BMM	EPA 525.2	
0202	Diazinon	ND	ug/L	0.200		0.2		3/20/26 7:59	BMM	EPA 525.2	
0236	Cyanizine	ND	ug/L	0.200		0.2		3/20/26 7:59	BMM	EPA 525.2	
0239	Malathion	ND	ug/L	0.200		0.2		3/20/26 7:59	BMM	EPA 525.2	
0245	Acenaphthene	ND	ug/L	0.200		0.2		3/20/26 7:59	BMM	EPA 525.2	
0249	Benzo(g,h,i)perylene	ND	ug/L	0.200		0.2		3/20/26 7:59	BMM	EPA 525.2	
0252	Dibenz(a,h)anthracene	ND	ug/L	0.200		0.2		3/20/26 7:59	BMM	EPA 525.2	
0255	Indeno(1,2,3-cd)pyrene	ND	ug/L	0.200		0.2		3/20/26 7:59	BMM	EPA 525.2	
0274	Pendimethalin	ND	ug/L	0.200				3/20/26 7:59	BMM	EPA 525.2	
	Propoxur	ND	ug/L	1.00				3/24/26 10:44	BKP	EPA 531.2	
0141	3-Hydroxycarbofuran	ND	ug/L	2.00				3/24/26 10:44	BKP	EPA 531.2	
0327	Methiocarb	ND	ug/L	1.00				3/24/26 10:44	BKP	EPA 531.2	
0224	Chloramben	ND	ug/L	0.200		0.2		3/27/26 0:48	EWO	EPA 515.4	

Surrogate: TCX - 2,4,5,6-tetrachloro	*117%*	*70-130*	*3/24/26 6:32*	*TAZ*	*EPA 504.1*
Surrogate: DCB	*75.6%*	*70-130*	*3/20/26 2:19*	*TAZ*	*EPA 505*
Surrogate: BDMC	*102%*	*70-130*	*3/24/26 10:44*	*BKP*	*EPA 531.2*

Anatek Labs, Inc.

Anatek Moscow - 1282 Alturas Drive - Moscow, ID 83843 - 208-883-2839 - moscow@anateklabs.com - FL NELAP E87893
Anatek Spokane - 504 E Sprague Ste. D - Spokane, WA 99202 - 509-838-3999 - spokane@anateklabs.com - FL NELAP E871099
Anatek Yakima - 4802 Tieton Drive - Yakima, WA 98908 - 509-225-9404 - yakima@anateklabs.com - FL NELAP E871190
Anatek Wenatchee - 3019 Gs Center Rd - Wenatchee, WA 98801 - 509-701-8362

Client:	OnSite Environmental, Inc.	Work Order:	WGC0564
Address:	14648 NE. 95th St.	Project:	03-178/791014801
	Redmond, WA 98052	Reported:	4/2/2026 21:36
Attn:	David Baumeister		

Analytical Results Report

System ID#		System Name:	**OnSite Environmental, Inc.**		
Reference Number:	**WGC0564-03**	Collect Date:	**03/11/26 16:21**	County:	
DOH Source #:		Sample Type:		Multiple Source Nos:	
Matrix:	**Drinking Water**	Composition:	**S - Single source samples**		
Date Received:	**03/16/26 10:39**	Sample Purpose:	**O - Other**		
Sample Location:	**MW-7**				

Lab/Sample Number: 125-56403

General Pesticides

DOH #	Analyte	Result	Units	LRL	SDRL	Trigger	MCL/SAL	Analyzed	Analyst	Method	Qualifier
0033	Endrin	ND	ug/L	0.0100	0.01	0.01	2	3/20/26 2:37	TAZ	EPA 505	
0034	Lindane (BHC-gamma)	ND	ug/L	0.0200	0.02	0.02	0.2	3/20/26 2:37	TAZ	EPA 505	
0035	Methoxychlor	ND	ug/L	0.100	0.1	0.1	40	3/20/26 2:37	TAZ	EPA 505	
0036	Toxaphene	ND	ug/L	1.00	1	1	3	3/20/26 2:37	TAZ	EPA 505	
0117	Alachlor	ND	ug/L	0.200	0.2	0.2	2	3/20/26 8:33	BMM	EPA 525.2	
0119	Atrazine	ND	ug/L	0.100	0.1	0.1	3	3/20/26 8:33	BMM	EPA 525.2	
0120	Benzo[a]pyrene	ND	ug/L	0.0200	0.02	0.02	0.2	3/20/26 8:33	BMM	EPA 525.2	
0122	Chlordane (Total)	ND	ug/L	0.200	0.2	0.2	2	3/20/26 2:37	TAZ	EPA 505	
0124	Di (2-ethylhexyl) adipate	ND	ug/L	0.600	0.6	0.6	400	3/20/26 8:33	BMM	EPA 525.2	
0125	Di (2-ethylhexyl) phthalate	ND	ug/L	0.600	0.6	0.6	6	3/20/26 8:33	BMM	EPA 525.2	
0126	Heptachlor	ND	ug/L	0.0400	0.04	0.04	0.4	3/20/26 2:37	TAZ	EPA 505	
0127	Heptachlor epoxide	ND	ug/L	0.0200	0.02	0.02	0.2	3/20/26 2:37	TAZ	EPA 505	
0128	Hexachlorobenzene	ND	ug/L	0.100	0.1	0.1	1	3/20/26 8:33	BMM	EPA 525.2	
0129	Hexachlorocyclopentadiene	ND	ug/L	0.100	0.1	0.1	50	3/20/26 8:33	BMM	EPA 525.2	
0133	Simazine	ND	ug/L	0.0700	0.07	0.07	4	3/20/26 8:33	BMM	EPA 525.2	
0118	Aldrin	ND	ug/L	0.100	0.1	0.1		3/20/26 2:37	TAZ	EPA 505	
0121	Butachlor	ND	ug/L	0.100	0.1	0.1		3/20/26 8:33	BMM	EPA 525.2	
0123	Dieldrin	ND	ug/L	0.100	0.1	0.1		3/20/26 2:37	TAZ	EPA 505	
0130	Metolachlor	ND	ug/L	0.100	0.1	0.1		3/20/26 8:33	BMM	EPA 525.2	
0131	Metribuzin	ND	ug/L	0.100	0.1	0.1		3/20/26 8:33	BMM	EPA 525.2	
0132	Propachlor	ND	ug/L	0.100	0.1	0.1		3/20/26 8:33	BMM	EPA 525.2	
0254	Fluorene	ND	ug/L	0.200	0.2	0.2		3/20/26 8:33	BMM	EPA 525.2	
0173	Arochlor 1221 (1)	ND	ug/L	20.0	20	20		3/20/26 2:37	TAZ	EPA 505	
0174	Arochlor 1232 (1)	ND	ug/L	0.500	0.5	0.5		3/20/26 2:37	TAZ	EPA 505	
0175	Arochlor 1242 (1)	ND	ug/L	0.300	0.3	0.3		3/20/26 2:37	TAZ	EPA 505	
0176	Arochlor 1248 (1)	ND	ug/L	0.100	0.1	0.1		3/20/26 2:37	TAZ	EPA 505	
0177	Arochlor 1254 (1)	ND	ug/L	0.100	0.1	0.1		3/20/26 2:37	TAZ	EPA 505	
0178	Arochlor 1260 (1)	ND	ug/L	0.200	0.2	0.2		3/20/26 2:37	TAZ	EPA 505	
0179	Bromacil	ND	ug/L	0.100	0.1	0.1		3/20/26 8:33	BMM	EPA 525.2	
0180	Arochlor 1016 (1)	ND	ug/L	0.0800	0.08	0.08		3/20/26 2:37	TAZ	EPA 505	
0190	Terbacil	ND	ug/L	0.100	0.1	0.1		3/20/26 8:33	BMM	EPA 525.2	
0208	EPTC	ND	ug/L	0.100	0.1	0.1		3/20/26 8:33	BMM	EPA 525.2	

Anatek Labs, Inc.

Anatek Moscow - 1282 Alturas Drive - Moscow, ID 83843 - 208-883-2839 - moscow@anateklabs.com - FL NELAP E87893
Anatek Spokane - 504 E Sprague Ste. D - Spokane, WA 99202 - 509-838-3999 - spokane@anateklabs.com - FL NELAP E871099
Anatek Yakima - 4802 Tieton Drive - Yakima, WA 98908 - 509-225-9404 - yakima@anateklabs.com - FL NELAP E871190
Anatek Wenatchee - 3019 Gs Center Rd - Wenatchee, WA 98801 - 509-701-8362

Client:	OnSite Environmental, Inc.	Work Order:	WGC0564
Address:	14648 NE. 95th St.	Project:	03-178/791014801
	Redmond, WA 98052	Reported:	4/2/2026 21:36
Attn:	David Baumeister		

Analytical Results Report

System ID#		System Name:	**OnSite Environmental, Inc.**		
Reference Number:	**WGC0564-03**	Collect Date:	**03/11/26 16:21**	County:	
DOH Source #:		Sample Type:		Multiple Source Nos:	
Matrix:	**Drinking Water**	Composition:	**S - Single source samples**		
Date Received:	**03/16/26 10:39**	Sample Purpose:	**O - Other**		
Sample Location:	**MW-7**				

Lab/Sample Number: 125-56403

General Pesticides (Continued)

DOH #	Analyte	Result	Units	LRL	SDRL	Trigger	MCL/SAL	Analyzed	Analyst	Method	Qualifier
0218	Molinate	ND	ug/L	0.100	0.1	0.1	0.1	3/20/26 8:33	BMM	EPA 525.2	
0232	4,4'-DDD	ND	ug/L	0.100	0.1	0.1		3/20/26 2:37	TAZ	EPA 505	
0233	4,4'-DDE	ND	ug/L	0.100	0.1	0.1		3/20/26 2:37	TAZ	EPA 505	
0234	4,4'-DDT	ND	ug/L	0.100	0.1	0.1		3/20/26 2:37	TAZ	EPA 505	
0243	Trifluralin	ND	ug/L	0.100	0.1	0.1		3/20/26 8:33	BMM	EPA 525.2	
0244	Acenaphthylene	ND	ug/L	0.200	0.2	0.2		3/20/26 8:33	BMM	EPA 525.2	
0246	Anthracene	ND	ug/L	0.200	0.2	0.2		3/20/26 8:33	BMM	EPA 525.2	
0247	Benzo[a]anthracene	ND	ug/L	0.200	0.2	0.2		3/20/26 8:33	BMM	EPA 525.2	
0248	Benzo[b]fluoranthene	ND	ug/L	0.200	0.2	0.2		3/20/26 8:33	BMM	EPA 525.2	
0250	Benzo[k]fluoranthene	ND	ug/L	0.200	0.2	0.2		3/20/26 8:33	BMM	EPA 525.2	
0251	Chrysene	ND	ug/L	0.200	0.2	0.2		3/20/26 8:33	BMM	EPA 525.2	
0256	Phenanthrene	ND	ug/L	0.200	0.2	0.2		3/20/26 8:33	BMM	EPA 525.2	
0257	Pyrene	ND	ug/L	0.200	0.2	0.2		3/20/26 8:33	BMM	EPA 525.2	
0258	Benzyl Butyl Phthalate	ND	ug/L	1.00	1	1.0		3/20/26 8:33	BMM	EPA 525.2	
0259	Di-n-butyl phthalate	ND	ug/L	1.00	1	1.0		3/20/26 8:33	BMM	EPA 525.2	
0260	Diethyl phthalate	ND	ug/L	1.00	1	1.0		3/20/26 8:33	BMM	EPA 525.2	
0261	Dimethyl phthalate	ND	ug/L	1.00	1	1.0		3/20/26 8:33	BMM	EPA 525.2	
0153	PCB (as total arochlors)	ND	ug/L	0.500	0	--	0.5	3/20/26 2:37	TAZ	EPA 505	

Herbicides

DOH #	Analyte	Result	Units	LRL	SDRL	Trigger	MCL/SAL	Analyzed	Analyst	Method	Qualifier
0137	Dalapon	ND	ug/L	1.00	1	1	200	3/27/26 1:57	EWO	EPA 515.4	
0037	2,4-D	ND	ug/L	0.100	0.1	0.1	70	3/27/26 1:23	EWO	EPA 515.4	
0038	2,4,5-TP (Silvex)	ND	ug/L	0.200	0.2	0.2	50	3/27/26 1:23	EWO	EPA 515.4	
0134	Pentachlorophenol	ND	ug/L	0.0400	0.04	0.04	1	3/27/26 1:23	EWO	EPA 515.4	
0139	Dinoseb	ND	ug/L	0.200	0.2	0.2	7	3/27/26 1:23	EWO	EPA 515.4	
0140	Picloram	ND	ug/L	0.100	0.1	0.1	500	3/27/26 1:23	EWO	EPA 515.4	
0138	Dicamba	ND	ug/L	0.200	0.2	0.2		3/27/26 1:23	EWO	EPA 515.4	
0136	2,4,5-T	ND	ug/L	0.400	0.4	0.4		3/27/26 1:23	EWO	EPA 515.4	
0220	Bentazon	ND	ug/L	0.500	0.5	0.5		3/27/26 1:23	EWO	EPA 515.4	
0221	Dichlorprop	ND	ug/L	0.500	0.5	0.5		3/27/26 1:23	EWO	EPA 515.4	
0223	Acifluorofen	ND	ug/L	1.00	2	2.0		3/27/26 1:23	EWO	EPA 515.4	

Anatek Labs, Inc.

Anatek Moscow - 1282 Alturas Drive - Moscow, ID 83843 - 208-883-2839 - moscow@anateklabs.com - FL NELAP E87893
Anatek Spokane - 504 E Sprague Ste. D - Spokane, WA 99202 - 509-838-3999 - spokane@anateklabs.com - FL NELAP E871099
Anatek Yakima - 4802 Tieton Drive - Yakima, WA 98908 - 509-225-9404 - yakima@anateklabs.com - FL NELAP E871190
Anatek Wenatchee - 3019 Gs Center Rd - Wenatchee, WA 98801 - 509-701-8362

Client:	OnSite Environmental, Inc.	Work Order:	WGC0564
Address:	14648 NE. 95th St.	Project:	03-178/791014801
	Redmond, WA 98052	Reported:	4/2/2026 21:36
Attn:	David Baumeister		

Analytical Results Report

System ID#		System Name:	**OnSite Environmental, Inc.**		
Reference Number:	**WGC0564-03**	Collect Date:	**03/11/26 16:21**	County:	
DOH Source #:		Sample Type:		Multiple Source Nos:	
Matrix:	**Drinking Water**	Composition:	**S - Single source samples**		
Date Received:	**03/16/26 10:39**	Sample Purpose:	**O - Other**		
Sample Location:	**MW-7**				

Lab/Sample Number: 125-56403

Herbicides (Continued)

DOH #	Analyte	Result	Units	LRL	SDRL	Trigger	MCL/SAL	Analyzed	Analyst	Method	Qualifier
0225	DCPA (Acid Metabolites)	ND	ug/L	0.0200	0.1	0.1		3/27/26 1:23	EWO	EPA 515.4	
0226	3,5-Dichlorobenzoic Acid	ND	ug/L	0.500	0.5	0.5		3/27/26 1:23	EWO	EPA 515.4	
0135	2,4-DB	ND	ug/L	1.00	1	1.0		3/27/26 1:23	EWO	EPA 515.4	

Insecticides/Carbamates

DOH #	Analyte	Result	Units	LRL	SDRL	Trigger	MCL/SAL	Analyzed	Analyst	Method	Qualifier
0146	Carbofuran	ND	ug/L	0.900	0.9	0.9	40	3/24/26 11:40	BKP	EPA 531.2	
0148	Oxamyl (Vydate)	ND	ug/L	2.00	2	2	200	3/24/26 11:40	BKP	EPA 531.2	
0142	Aldicarb	ND	ug/L	0.500	0.5	0.5	3	3/24/26 11:40	BKP	EPA 531.2	
0143	Aldicarb Sulfone	ND	ug/L	0.800	0.8	0.8	2	3/24/26 11:40	BKP	EPA 531.2	
0144	Aldicarb Sulfoxide	ND	ug/L	0.500	0.5	0.5	4	3/24/26 11:40	BKP	EPA 531.2	
0145	Carbaryl	ND	ug/L	2.00	2	2.0		3/24/26 11:40	BKP	EPA 531.2	
0147	Methomyl	ND	ug/L	4.00	4	4.0		3/24/26 11:40	BKP	EPA 531.2	

Diquat

DOH #	Analyte	Result	Units	LRL	SDRL	Trigger	MCL/SAL	Analyzed	Analyst	Method	Qualifier
0150	Diquat	ND	ug/L	0.400	0.4	0.4	20	4/1/26 12:42	JBC	EPA 549.2	

Endothall

DOH #	Analyte	Result	Units	LRL	SDRL	Trigger	MCL/SAL	Analyzed	Analyst	Method	Qualifier
0151	Endothall	ND	ug/L	9.00	9	9	100	3/17/26 20:41	TGT	EPA 548.1	

Glyphosate

DOH #	Analyte	Result	Units	LRL	SDRL	Trigger	MCL/SAL	Analyzed	Analyst	Method	Qualifier
0152	Glyphosate	ND	ug/L	5.00	6	6	700	3/18/26 1:53	BKP	EPA 547	

Volatile Organic Compounds

DOH #	Analyte	Result	Units	LRL	SDRL	Trigger	MCL/SAL	Analyzed	Analyst	Method	Qualifier
0079	1,2,3-Trichloropropane	ND	ug/L	0.500	0.5	0.5		3/24/26 6:32	TAZ	EPA 504.1	
0102	EDB	ND	ug/L	0.0100	0.01	0.01	0.05	3/24/26 6:32	TAZ	EPA 504.1	
0103	DBCP	ND	ug/L	0.0200	0.02	0.02	0.2	3/24/26 6:32	TAZ	EPA 504.1	

Not on WA Template

Anatek Labs, Inc.

Anatek Moscow - 1282 Alturas Drive - Moscow, ID 83843 - 208-883-2839 - moscow@anateklabs.com - FL NELAP E87893
Anatek Spokane - 504 E Sprague Ste. D - Spokane, WA 99202 - 509-838-3999 - spokane@anateklabs.com - FL NELAP E871099
Anatek Yakima - 4802 Tieton Drive - Yakima, WA 98908 - 509-225-9404 - yakima@anateklabs.com - FL NELAP E871190
Anatek Wenatchee - 3019 Gs Center Rd - Wenatchee, WA 98801 - 509-701-8362

Client:	OnSite Environmental, Inc.	Work Order:	WGC0564
Address:	14648 NE. 95th St.	Project:	03-178/791014801
	Redmond, WA 98052	Reported:	4/2/2026 21:36
Attn:	David Baumeister		

Analytical Results Report

System ID#		System Name:	**OnSite Environmental, Inc.**		
Reference Number:	**WGC0564-03**	Collect Date:	**03/11/26 16:21**	County:	
DOH Source #:		Sample Type:		Multiple Source Nos:	
Matrix:	**Drinking Water**	Composition:	**S - Single source samples**		
Date Received:	**03/16/26 10:39**	Sample Purpose:	**O - Other**		
Sample Location:	**MW-7**				

Lab/Sample Number: 125-56403

DOH #	Analyte	Result	Units	LRL	SDRL	Trigger	MCL/SAL	Analyzed	Analyst	Method	Qualifier
	Endosulfan I	ND	ug/L	0.100				3/20/26 2:37	TAZ	EPA 505	
	Endosulfan II	ND	ug/L	0.100				3/20/26 2:37	TAZ	EPA 505	
	Endosulfan sulfate	ND	ug/L	0.100				3/20/26 2:37	TAZ	EPA 505	
	Endrin aldehyde	ND	ug/L	0.100				3/20/26 2:37	TAZ	EPA 505	
	Endrin ketone	ND	ug/L	0.100				3/20/26 2:37	TAZ	EPA 505	
	delta-BHC	ND	ug/L	0.100				3/20/26 2:37	TAZ	EPA 505	
	alpha-BHC	ND	ug/L	0.100				3/20/26 2:37	TAZ	EPA 505	
	beta-BHC	ND	ug/L	0.100				3/20/26 2:37	TAZ	EPA 505	
	Permethrin	ND	ug/L	0.200				3/20/26 8:33	BMM	EPA 525.2	
	MCPA	ND	ug/L	0.200				3/20/26 8:33	BMM	EPA 525.2	
	Fluoranthene	ND	ug/L	0.200				3/20/26 8:33	BMM	EPA 525.2	
	Pronamide	ND	ug/L	0.200				3/20/26 8:33	BMM	EPA 525.2	
	Triadimefon	ND	ug/L	0.200				3/20/26 8:33	BMM	EPA 525.2	
	Parathion ethyl	ND	ug/L	0.200				3/20/26 8:33	BMM	EPA 525.2	
	Ethyl parathion	ND	ug/L	0.200				3/20/26 8:33	BMM	EPA 525.2	
	Chlorpyrifos	ND	ug/L	0.200				3/20/26 8:33	BMM	EPA 525.2	
0183	Prometon	ND	ug/L	0.200		0.2		3/20/26 8:33	BMM	EPA 525.2	
0202	Diazinon	ND	ug/L	0.200		0.2		3/20/26 8:33	BMM	EPA 525.2	
0236	Cyanizine	ND	ug/L	0.200		0.2		3/20/26 8:33	BMM	EPA 525.2	
0239	Malathion	ND	ug/L	0.200		0.2		3/20/26 8:33	BMM	EPA 525.2	
0245	Acenaphthene	ND	ug/L	0.200		0.2		3/20/26 8:33	BMM	EPA 525.2	
0249	Benzo(g,h,i)perylene	ND	ug/L	0.200		0.2		3/20/26 8:33	BMM	EPA 525.2	
0252	Dibenz(a,h)anthracene	ND	ug/L	0.200		0.2		3/20/26 8:33	BMM	EPA 525.2	
0255	Indeno(1,2,3-cd)pyrene	ND	ug/L	0.200		0.2		3/20/26 8:33	BMM	EPA 525.2	
0274	Pendimethalin	ND	ug/L	0.200				3/20/26 8:33	BMM	EPA 525.2	
	Propoxur	ND	ug/L	1.00				3/24/26 11:40	BKP	EPA 531.2	
0141	3-Hydroxycarbofuran	ND	ug/L	2.00				3/24/26 11:40	BKP	EPA 531.2	
0327	Methiocarb	ND	ug/L	1.00				3/24/26 11:40	BKP	EPA 531.2	
0224	Chloramben	ND	ug/L	0.200		0.2		3/27/26 1:23	EWO	EPA 515.4	

Surrogate: TCX - 2,4,5,6-tetrachloro	*112%*	*70-130*	*3/24/26 6:59*	*TAZ*	*EPA 504.1*
Surrogate: DCB	*118%*	*70-130*	*3/20/26 2:37*	*TAZ*	*EPA 505*
Surrogate: BDMC	*110%*	*70-130*	*3/24/26 11:40*	*BKP*	*EPA 531.2*

Anatek Labs, Inc.

Anatek Moscow - 1282 Alturas Drive - Moscow, ID 83843 - 208-883-2839 - moscow@anateklabs.com - FL NELAP E87893
Anatek Spokane - 504 E Sprague Ste. D - Spokane, WA 99202 - 509-838-3999 - spokane@anateklabs.com - FL NELAP E871099
Anatek Yakima - 4802 Tieton Drive - Yakima, WA 98908 - 509-225-9404 - yakima@anateklabs.com - FL NELAP E871190
Anatek Wenatchee - 3019 Gs Center Rd - Wenatchee, WA 98801 - 509-701-8362

Client:	OnSite Environmental, Inc.	Work Order:	WGC0564
Address:	14648 NE. 95th St.	Project:	03-178/791014801
	Redmond, WA 98052	Reported:	4/2/2026 21:36
Attn:	David Baumeister		

Authorized Signature,

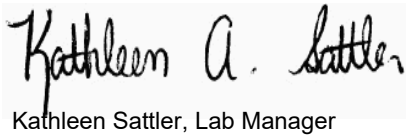

Kathleen Sattler, Lab Manager

M1	Matrix spike recovery was high; the associated blank spike recovery was acceptable. Potential matrix effect
M13	Matrix spike recovery was high due to a potential matrix effect.
R1	RPD/RSD exceeded the method acceptance limit
S10	Surrogate recovery was above laboratory and method acceptance limits.
LRL	Lab Reporting Limit
SDRL	State Detection Reporting Limit
ND	Not Detected
MCL	EPA's Maximum Contaminant Level
Dry	Sample results reported on a dry weight basis
SAL	State Action Level
*	Not a certified analyte

RPD	Relative Percent Difference
%REC	Percent Recovery
Source	Sample that was spiked or duplicated.

This report shall not be reproduced except in full, without the written approval of the laboratory
The results reported related only to the samples indicated.

Anatek Labs, Inc.

Anatek Moscow - 1282 Alturas Drive - Moscow, ID 83843 - 208-883-2839 - moscow@anateklabs.com - FL NELAP E87893
Anatek Spokane - 504 E Sprague Ste. D - Spokane, WA 99202 - 509-838-3999 - spokane@anateklabs.com - FL NELAP E871099
Anatek Yakima - 4802 Tieton Drive - Yakima, WA 98908 - 509-225-9404 - yakima@anateklabs.com - FL NELAP E871190
Anatek Wenatchee - 3019 Gs Center Rd - Wenatchee, WA 98801 - 509-701-8362

Client:	OnSite Environmental, Inc.	Work Order:	WGC0564
Address:	14648 NE. 95th St.	Project:	03-178/791014801
	Redmond, WA 98052	Reported:	4/2/2026 21:36
Attn:	David Baumeister		

Quality Control Data

Semivolatiles

Analyte	Result	Qual	Reporting Limit	Units	Spike Level	Source Result	%REC	%REC Limits	RPD	RPD Limit
Batch: BGC0732 - Endothall										
Blank (BGC0732-BLK1)					Prepared: 03/17/26 08:21 Analyzed: 03/17/26 18:04					
Endothall	ND		9.00	ug/L						
LCS (BGC0732-BS1)					Prepared: 03/17/26 08:21 Analyzed: 03/17/26 17:29					
Endothall	93.2		9.00	ug/L	100		93.2	70-130		
Matrix Spike (BGC0732-MS1)		**Source: MGC0428-03**			Prepared: 03/17/26 08:21 Analyzed: 03/17/26 20:59					
Endothall	87.3		9.00	ug/L	100	ND	87.3	65-130		
Matrix Spike Dup (BGC0732-MSD1)		**Source: MGC0428-03**			Prepared: 03/17/26 08:21 Analyzed: 03/17/26 21:16					
Endothall	93.8		9.00	ug/L	100	ND	93.8	65-130	7.14	20
Batch: BGC0773 - Glyphosate										
Blank (BGC0773-BLK1)					Prepared: 03/17/26 13:49 Analyzed: 03/17/26 16:33					
Glyphosate	ND		5.00	ug/L						
LCS (BGC0773-BS1)					Prepared: 03/17/26 13:49 Analyzed: 03/17/26 17:32					
Glyphosate	195		5.00	ug/L	200		97.6	70-130		
MRL Check (BGC0773-MRL1)					Prepared: 03/17/26 13:49 Analyzed: 03/17/26 17:03					
Glyphosate	10.1		5.00	ug/L	10.0		101	50-150		
Matrix Spike (BGC0773-MS1)		**Source: MGC0509-01**			Prepared: 03/17/26 13:49 Analyzed: 03/17/26 18:01					
Glyphosate	191		5.00	ug/L	200	ND	95.5	70-130		
Matrix Spike (BGC0773-MS2)		**Source: WGC0564-03**			Prepared: 03/17/26 13:49 Analyzed: 03/18/26 00:54					
Glyphosate	180		5.00	ug/L	200	ND	90.0	70-130		

Anatek Labs, Inc.

Anatek Moscow - 1282 Alturas Drive - Moscow, ID 83843 - 208-883-2839 - moscow@anateklabs.com - FL NELAP E87893
Anatek Spokane - 504 E Sprague Ste. D - Spokane, WA 99202 - 509-838-3999 - spokane@anateklabs.com - FL NELAP E871099
Anatek Yakima - 4802 Tieton Drive - Yakima, WA 98908 - 509-225-9404 - yakima@anateklabs.com - FL NELAP E871190
Anatek Wenatchee - 3019 Gs Center Rd - Wenatchee, WA 98801 - 509-701-8362

Client:	OnSite Environmental, Inc.	Work Order:	WGC0564
Address:	14648 NE. 95th St.	Project:	03-178/791014801
	Redmond, WA 98052	Reported:	4/2/2026 21:36
Attn:	David Baumeister		

Quality Control Data
(Continued)

Semivolatiles (Continued)

Analyte	Result	Qual	Reporting Limit	Units	Spike Level	Source Result	%REC	%REC Limits	RPD	RPD Limit
Batch: BGC0773 - Glyphosate (Continued)										
Matrix Spike Dup (BGC0773-MSD1)		**Source: MGC0509-01**			Prepared: 03/17/26 13:49 Analyzed: 03/17/26 18:31					
Glyphosate	192		5.00	ug/L	200	ND	95.9	70-130	0.495	20
Matrix Spike Dup (BGC0773-MSD2)		**Source: WGC0564-03**			Prepared: 03/17/26 13:49 Analyzed: 03/18/26 01:24					
Glyphosate	182		5.00	ug/L	200	ND	91.0	70-130	1.02	20
Batch: BGC0777 - Pesticides										
Blank (BGC0777-BLK1)					Prepared: 03/17/26 14:15 Analyzed: 03/19/26 19:02					
alpha-BHC	ND		0.100	ug/L						
gamma-BHC (Lindane)	ND		0.0200	ug/L						
beta-BHC	ND		0.100	ug/L						
delta-BHC	ND		0.100	ug/L						
Heptachlor	ND		0.0400	ug/L						
Aldrin	ND		0.100	ug/L						
Heptachlor epoxide	ND		0.0200	ug/L						
4,4'-DDE	ND		0.100	ug/L						
Endosulfan I	ND		0.100	ug/L						
Dieldrin	ND		0.100	ug/L						
Endrin	ND		0.0100	ug/L						
4,4'-DDD	ND		0.100	ug/L						
Endosulfan II	ND		0.100	ug/L						
4,4'-DDT	ND		0.100	ug/L						
Endrin aldehyde	ND		0.100	ug/L						
Methoxychlor	ND		0.100	ug/L						
Endosulfan sulfate	ND		0.100	ug/L						
Endrin ketone	ND		0.100	ug/L						
Aroclor 1016 (PCB-1016)	ND		0.0800	ug/L						
Aroclor 1221 (PCB-1221)	ND		20.0	ug/L						
Aroclor 1232 (PCB-1232)	ND		0.500	ug/L						
Aroclor 1242 (PCB-1242)	ND		0.300	ug/L						
Aroclor 1248 (PCB-1248)	ND		0.100	ug/L						
Aroclor 1254 (PCB-1254)	ND		0.100	ug/L						
Aroclor 1260 (PCB-1260)	ND		0.200	ug/L						
PCBs	ND		0.500	ug/L						
Chlordane	ND		0.200	ug/L						
Toxaphene	ND		1.00	ug/L						
Surrogate: DCB			*0.659*	*ug/L*	*0.571*		*115*	*70-130*		

Anatek Labs, Inc.

Anatek Moscow - 1282 Alturas Drive - Moscow, ID 83843 - 208-883-2839 - moscow@anateklabs.com - FL NELAP E87893
Anatek Spokane - 504 E Sprague Ste. D - Spokane, WA 99202 - 509-838-3999 - spokane@anateklabs.com - FL NELAP E871099
Anatek Yakima - 4802 Tieton Drive - Yakima, WA 98908 - 509-225-9404 - yakima@anateklabs.com - FL NELAP E871190
Anatek Wenatchee - 3019 Gs Center Rd - Wenatchee, WA 98801 - 509-701-8362

Client:	OnSite Environmental, Inc.	Work Order:	WGC0564
Address:	14648 NE. 95th St.	Project:	03-178/791014801
	Redmond, WA 98052	Reported:	4/2/2026 21:36
Attn:	David Baumeister		

Quality Control Data
(Continued)

Semivolatiles (Continued)

Analyte	Result	Qual	Reporting Limit	Units	Spike Level	Source Result	%REC	%REC Limits	RPD	RPD Limit
Batch: BGC0777 - Pesticides (Continued)										
LCS (BGC0777-BS1)					Prepared: 03/17/26 14:15 Analyzed: 03/19/26 18:45					
alpha-BHC	0.313		0.100	ug/L	0.286		109	70-130		
gamma-BHC (Lindane)	0.308		0.0200	ug/L	0.286		108	70-130		
beta-BHC	0.312		0.100	ug/L	0.286		109	70-130		
delta-BHC	0.287		0.100	ug/L	0.286		101	70-130		
Heptachlor	0.334		0.0400	ug/L	0.286		117	70-130		
Aldrin	0.358		0.100	ug/L	0.286		125	70-130		
Heptachlor epoxide	0.325		0.0200	ug/L	0.286		114	70-130		
4,4'-DDE	0.367		0.100	ug/L	0.286		128	70-130		
Endosulfan I	0.314		0.100	ug/L	0.286		110	70-130		
Dieldrin	0.317		0.100	ug/L	0.286		111	70-130		
Endrin	0.313		0.0100	ug/L	0.286		110	70-130		
4,4'-DDD	0.359		0.100	ug/L	0.286		126	70-130		
Endosulfan II	0.301		0.100	ug/L	0.286		105	70-130		
4,4'-DDT	0.354		0.100	ug/L	0.286		124	70-130		
Endrin aldehyde	0.334		0.100	ug/L	0.286		117	70-130		
Methoxychlor	0.306		0.100	ug/L	0.286		107	70-130		
Endosulfan sulfate	0.265		0.100	ug/L	0.286		92.9	70-130		
Endrin ketone	0.312		0.100	ug/L	0.286		109	70-130		
Surrogate: DCB			*0.617*	*ug/L*	*0.571*		*108*	*70-130*		
LCS (BGC0777-BS2)					Prepared: 03/17/26 14:15 Analyzed: 03/20/26 03:47					
Toxaphene	9.51		1.00	ug/L	10.0		95.1	70-130		
Surrogate: DCB			*0.595*	*ug/L*	*0.571*		*104*	*70-130*		
Duplicate (BGC0777-DUP1)		**Source: MGC0418-01**			Prepared: 03/17/26 14:15 Analyzed: 03/19/26 20:29					
alpha-BHC	ND		0.100	ug/L		ND				25
gamma-BHC (Lindane)	ND		0.0200	ug/L		ND				25
beta-BHC	ND		0.100	ug/L		ND				25
delta-BHC	ND		0.100	ug/L		ND				25
Heptachlor	ND		0.0400	ug/L		ND				25
Aldrin	ND		0.100	ug/L		ND				25
Heptachlor epoxide	ND		0.0200	ug/L		ND				25
4,4'-DDE	ND		0.100	ug/L		ND				25
Endosulfan I	ND		0.100	ug/L		ND				25
Dieldrin	ND		0.100	ug/L		ND				25
Endrin	ND		0.0100	ug/L		ND				25
4,4'-DDD	ND		0.100	ug/L		ND				25
Endosulfan II	ND		0.100	ug/L		ND				25
4,4'-DDT	ND		0.100	ug/L		ND				25
Endrin aldehyde	ND		0.100	ug/L		ND				25
Methoxychlor	ND		0.100	ug/L		ND				25
Endosulfan sulfate	ND		0.100	ug/L		ND				25
Endrin ketone	ND		0.100	ug/L		ND				25
Aroclor 1016 (PCB-1016)	ND		0.0800	ug/L		ND				25

Client:	OnSite Environmental, Inc.	Work Order:	WGC0564
Address:	14648 NE. 95th St.	Project:	03-178/791014801
	Redmond, WA 98052	Reported:	4/2/2026 21:36
Attn:	David Baumeister		

Quality Control Data
(Continued)

Semivolatiles (Continued)

Analyte	Result	Qual	Reporting Limit	Units	Spike Level	Source Result	%REC	%REC Limits	RPD	RPD Limit
Batch: BGC0777 - Pesticides (Continued)										
Duplicate (BGC0777-DUP1)		**Source: MGC0418-01**		Prepared: 03/17/26 14:15 Analyzed: 03/19/26 20:29						
Aroclor 1221 (PCB-1221)	ND		20.0	ug/L		ND				25
Aroclor 1232 (PCB-1232)	ND		0.500	ug/L		ND				25
Aroclor 1242 (PCB-1242)	ND		0.300	ug/L		ND				25
Aroclor 1248 (PCB-1248)	ND		0.100	ug/L		ND				25
Aroclor 1254 (PCB-1254)	ND		0.100	ug/L		ND				25
Aroclor 1260 (PCB-1260)	ND		0.200	ug/L		ND				25
Chlordane	ND		0.200	ug/L		ND				25
Toxaphene	ND		1.00	ug/L		ND				25
Surrogate: DCB			*0.712*	*ug/L*	*0.571*		*125*	*70-130*		
Matrix Spike (BGC0777-MS1)		**Source: MGC0418-02**		Prepared: 03/17/26 14:15 Analyzed: 03/19/26 19:55						
alpha-BHC	0.347		0.100	ug/L	0.286	ND	122	65-135		
gamma-BHC (Lindane)	0.344		0.0200	ug/L	0.286	ND	120	65-135		
beta-BHC	0.341		0.100	ug/L	0.286	ND	119	65-135		
delta-BHC	0.324		0.100	ug/L	0.286	ND	114	65-135		
Heptachlor	0.347		0.0400	ug/L	0.286	ND	121	65-135		
Aldrin	0.338		0.100	ug/L	0.286	ND	118	65-135		
Heptachlor epoxide	0.357		0.0200	ug/L	0.286	ND	125	65-135		
4,4'-DDE	0.332		0.100	ug/L	0.286	ND	116	65-135		
Endosulfan I	0.304		0.100	ug/L	0.286	ND	107	65-135		
Dieldrin	0.350		0.100	ug/L	0.286	ND	122	65-135		
Endrin	0.350		0.0100	ug/L	0.286	ND	123	65-135		
4,4'-DDD	0.321		0.100	ug/L	0.286	ND	112	65-135		
Endosulfan II	0.321		0.100	ug/L	0.286	ND	112	65-135		
4,4'-DDT	0.336		0.100	ug/L	0.286	ND	118	65-135		
Endrin aldehyde	0.358		0.100	ug/L	0.286	ND	125	65-135		
Methoxychlor	0.335		0.100	ug/L	0.286	ND	117	65-135		
Endosulfan sulfate	0.265		0.100	ug/L	0.286	ND	92.8	65-135		
Endrin ketone	0.348		0.100	ug/L	0.286	ND	122	65-135		
Surrogate: DCB			*0.587*	*ug/L*	*0.571*		*103*	*70-130*		

Anatek Labs, Inc.

Anatek Moscow - 1282 Alturas Drive - Moscow, ID 83843 - 208-883-2839 - moscow@anateklabs.com - FL NELAP E87893
Anatek Spokane - 504 E Sprague Ste. D - Spokane, WA 99202 - 509-838-3999 - spokane@anateklabs.com - FL NELAP E871099
Anatek Yakima - 4802 Tieton Drive - Yakima, WA 98908 - 509-225-9404 - yakima@anateklabs.com - FL NELAP E871190
Anatek Wenatchee - 3019 Gs Center Rd - Wenatchee, WA 98801 - 509-701-8362

Client:	OnSite Environmental, Inc.	Work Order:	WGC0564
Address:	14648 NE. 95th St.	Project:	03-178/791014801
	Redmond, WA 98052	Reported:	4/2/2026 21:36
Attn:	David Baumeister		

Quality Control Data
(Continued)

Semivolatiles (Continued)

Analyte	Result	Qual	Reporting Limit	Units	Spike Level	Source Result	%REC	%REC Limits	RPD	RPD Limit
Batch: BGC0777 - Pesticides (Continued)										
Matrix Spike (BGC0777-MS2)		**Source: MGC0460-08**			Prepared: 03/17/26 14:15 Analyzed: 03/19/26 20:12					
alpha-BHC	0.317		0.100	ug/L	0.286	ND	111	65-135		
gamma-BHC (Lindane)	0.348		0.0200	ug/L	0.286	ND	122	65-135		
beta-BHC	0.318		0.100	ug/L	0.286	ND	111	65-135		
delta-BHC	0.294		0.100	ug/L	0.286	ND	103	65-135		
Heptachlor	0.339		0.0400	ug/L	0.286	ND	119	65-135		
Aldrin	0.349		0.100	ug/L	0.286	ND	122	65-135		
Heptachlor epoxide	0.337		0.0200	ug/L	0.286	ND	118	65-135		
4,4'-DDE	0.353		0.100	ug/L	0.286	ND	123	65-135		
Endosulfan I	0.274		0.100	ug/L	0.286	ND	95.8	65-135		
Dieldrin	0.328		0.100	ug/L	0.286	ND	115	65-135		
Endrin	0.325		0.0100	ug/L	0.286	ND	114	65-135		
4,4'-DDD	0.342		0.100	ug/L	0.286	ND	120	65-135		
Endosulfan II	0.297		0.100	ug/L	0.286	ND	104	65-135		
4,4'-DDT	0.348		0.100	ug/L	0.286	ND	122	65-135		
Endrin aldehyde	0.325		0.100	ug/L	0.286	ND	114	65-135		
Methoxychlor	0.330		0.100	ug/L	0.286	ND	116	65-135		
Endosulfan sulfate	0.281		0.100	ug/L	0.286	ND	98.4	65-135		
Endrin ketone	0.324		0.100	ug/L	0.286	ND	113	65-135		
Surrogate: DCB			*0.655*	*ug/L*	*0.571*		*115*	*70-130*		
Batch: BGC0789 - Diquat										
Blank (BGC0789-BLK1)					Prepared: 03/17/26 16:40 Analyzed: 04/01/26 11:16					
Diquat	ND		0.400	ug/L						
LCS (BGC0789-BS1)					Prepared: 03/17/26 16:40 Analyzed: 04/01/26 11:20					
Diquat	19.9		0.400	ug/L	20.0		99.7	70-130		

Anatek Labs, Inc.

Anatek Moscow - 1282 Alturas Drive - Moscow, ID 83843 - 208-883-2839 - moscow@anateklabs.com - FL NELAP E87893
Anatek Spokane - 504 E Sprague Ste. D - Spokane, WA 99202 - 509-838-3999 - spokane@anateklabs.com - FL NELAP E871099
Anatek Yakima - 4802 Tieton Drive - Yakima, WA 98908 - 509-225-9404 - yakima@anateklabs.com - FL NELAP E871190
Anatek Wenatchee - 3019 Gs Center Rd - Wenatchee, WA 98801 - 509-701-8362

Client:	OnSite Environmental, Inc.	Work Order:	WGC0564
Address:	14648 NE. 95th St.	Project:	03-178/791014801
	Redmond, WA 98052	Reported:	4/2/2026 21:36
Attn:	David Baumeister		

Quality Control Data
(Continued)

Semivolatiles (Continued)

Analyte	Result	Qual	Reporting Limit	Units	Spike Level	Source Result	%REC	%REC Limits	RPD	RPD Limit
Batch: BGC0789 - Diquat (Continued)										
LCS Dup (BGC0789-BSD1)					Prepared: 03/17/26 16:40 Analyzed: 04/01/26 11:25					
Diquat	19.9		0.400	ug/L	20.0		99.6	70-130	0.117	20
Matrix Spike (BGC0789-MS1)		**Source: MGC0515-01**			Prepared: 03/17/26 16:40 Analyzed: 04/01/26 11:29					
Diquat	22.4		0.400	ug/L	20.0	ND	112	70-130		
Matrix Spike (BGC0789-MS2)		**Source: MGC0418-02**			Prepared: 03/17/26 16:40 Analyzed: 04/01/26 11:33					
Diquat	22.4		0.400	ug/L	20.0	ND	112	70-130		
Batch: BGC0794 - SVOC Water										
Blank (BGC0794-BLK1)					Prepared: 03/18/26 08:02 Analyzed: 03/19/26 23:03					
MCPA	ND		0.200	ug/L						
Malathion	ND		0.200	ug/L						
Indeno[1,2,3-cd]pyrene	ND		0.200	ug/L						
Hexachlorocyclopentadiene	ND		0.100	ug/L						
Hexachlorobenzene	ND		0.100	ug/L						
Fluorene	ND		0.200	ug/L						
Metolachlor	ND		0.100	ug/L						
Ethyl parathion	ND		0.200	ug/L						
Fluoranthene	ND		0.200	ug/L						
Metribuzin	ND		0.100	ug/L						
Molinate	ND		0.100	ug/L						
Parathion ethyl	ND		0.200	ug/L						
Permethrin	ND		0.200	ug/L						
EPTC	ND		0.100	ug/L						
Pronamide	ND		0.200	ug/L						
Chlorpyrifos	ND		0.200	ug/L						
Propachlor	ND		0.100	ug/L						
Pyrene	ND		0.200	ug/L						
Simazine	ND		0.0700	ug/L						
Terbacil	ND		0.100	ug/L						
Triadimefon	ND		0.200	ug/L						
Prometon	ND		0.200	ug/L						
Benzo[k]fluoranthene	ND		0.200	ug/L						
Trifluralin	ND		0.100	ug/L						
Phenanthrene	ND		0.200	ug/L						
Acenaphthene	ND		0.200	ug/L						
Acenaphthylene	ND		0.200	ug/L						
Alachlor	ND		0.200	ug/L						
Anthracene	ND		0.200	ug/L						
Atrazine	ND		0.100	ug/L						
Benzo[a]anthracene	ND		0.200	ug/L						
Benzo[a]pyrene	ND		0.0200	ug/L						
Cyanazine	ND		0.200	ug/L						
Benzo[ghi]perylene	ND		0.200	ug/L						

Anatek Labs, Inc.

Anatek Moscow - 1282 Alturas Drive - Moscow, ID 83843 - 208-883-2839 - moscow@anateklabs.com - FL NELAP E87893
Anatek Spokane - 504 E Sprague Ste. D - Spokane, WA 99202 - 509-838-3999 - spokane@anateklabs.com - FL NELAP E871099
Anatek Yakima - 4802 Tieton Drive - Yakima, WA 98908 - 509-225-9404 - yakima@anateklabs.com - FL NELAP E871190
Anatek Wenatchee - 3019 Gs Center Rd - Wenatchee, WA 98801 - 509-701-8362

Client:	OnSite Environmental, Inc.	Work Order:	WGC0564
Address:	14648 NE. 95th St.	Project:	03-178/791014801
	Redmond, WA 98052	Reported:	4/2/2026 21:36
Attn:	David Baumeister		

Quality Control Data
(Continued)

Semivolatiles (Continued)

Analyte	Result	Qual	Reporting Limit	Units	Spike Level	Source Result	%REC	%REC Limits	RPD	RPD Limit
Batch: BGC0794 - SVOC Water (Continued)										
Blank (BGC0794-BLK1)					Prepared: 03/18/26 08:02 Analyzed: 03/19/26 23:03					
Di-n-butyl phthalate	ND		1.00	ug/L						
bis(2-Ethylhexyl)phthalate	ND		0.600	ug/L						
bis-2(ethylhexyl)adipate	ND		0.600	ug/L						
Bromacil	ND		0.100	ug/L						
Butachlor	ND		0.100	ug/L						
Butyl benzyl phthalate	ND		1.00	ug/L						
Chrysene	ND		0.200	ug/L						
Diazinon	ND		0.200	ug/L						
Dibenz[a,h]anthracene	ND		0.200	ug/L						
Diethyl phthalate	ND		1.00	ug/L						
Dimethyl phthalate	ND		1.00	ug/L						
Benzo[b]fluoranthene	ND		0.200	ug/L						
Pendimethalin	ND		0.200	ug/L						
LCS (BGC0794-BS1)					Prepared: 03/18/26 08:02 Analyzed: 03/19/26 21:20					
Bromacil	0.505		0.100	ug/L	0.400		126	20-130		
Hexachlorobenzene	0.239		0.100	ug/L	0.400		59.7	20-130		
Fluorene	0.448		0.200	ug/L	0.400		112	20-130		
Fluoranthene	0.384		0.200	ug/L	0.400		96.0	20-130		
EPTC	0.418		0.100	ug/L	0.400		104	20-130		
Di-n-butyl phthalate	0.532		1.00	ug/L	0.400		133	20-150		
Dimethyl phthalate	0.408		1.00	ug/L	0.400		102	20-150		
Diethyl phthalate	0.485		1.00	ug/L	0.400		121	20-150		
Dibenz[a,h]anthracene	0.387		0.200	ug/L	0.400		96.9	20-130		
Cyanazine	0.336		0.200	ug/L	0.400		83.9	20-130		
Chrysene	0.397		0.200	ug/L	0.400		99.2	20-130		
Chlorpyrifos	0.361		0.200	ug/L	0.400		90.1	20-130		
Hexachlorocyclopentadiene	0.254		0.100	ug/L	0.400		63.4	20-130		
Butachlor	0.426		0.100	ug/L	0.400		106	20-130		
Benzo[a]anthracene	0.348		0.200	ug/L	0.400		87.0	20-130		
bis-2(ethylhexyl)adipate	0.334		0.600	ug/L	0.400		83.5	20-150		
bis(2-Ethylhexyl)phthalate	0.454		0.600	ug/L	0.400		114	20-150		
Benzo[k]fluoranthene	0.377		0.200	ug/L	0.400		94.3	20-130		
Benzo[ghi]perylene	0.409		0.200	ug/L	0.400		102	20-130		
Benzo[b]fluoranthene	0.377		0.200	ug/L	0.400		94.3	20-130		
Benzo[a]pyrene	0.214		0.0200	ug/L	0.400		53.4	20-130		
Atrazine	0.432		0.100	ug/L	0.400		108	20-130		
Alachlor	0.434		0.200	ug/L	0.400		109	20-130		
Acenaphthylene	0.437		0.200	ug/L	0.400		109	20-130		
Acenaphthene	0.378		0.200	ug/L	0.400		94.5	20-130		
Butyl benzyl phthalate	0.448		1.00	ug/L	0.400		112	20-150		
Simazine	0.338		0.0700	ug/L	0.400		84.6	20-130		
Anthracene	0.329		0.200	ug/L	0.400		82.2	20-130		
Indeno[1,2,3-cd]pyrene	0.399		0.200	ug/L	0.400		99.7	20-130		
Terbacil	0.441		0.100	ug/L	0.400		110	20-130		

Anatek Labs, Inc.

Anatek Moscow - 1282 Alturas Drive - Moscow, ID 83843 - 208-883-2839 - moscow@anateklabs.com - FL NELAP E87893
Anatek Spokane - 504 E Sprague Ste. D - Spokane, WA 99202 - 509-838-3999 - spokane@anateklabs.com - FL NELAP E871099
Anatek Yakima - 4802 Tieton Drive - Yakima, WA 98908 - 509-225-9404 - yakima@anateklabs.com - FL NELAP E871190
Anatek Wenatchee - 3019 Gs Center Rd - Wenatchee, WA 98801 - 509-701-8362

Client:	OnSite Environmental, Inc.	Work Order:	WGC0564
Address:	14648 NE. 95th St.	Project:	03-178/791014801
	Redmond, WA 98052	Reported:	4/2/2026 21:36
Attn:	David Baumeister		

Quality Control Data
(Continued)

Semivolatiles (Continued)

Analyte	Result	Qual	Reporting Limit	Units	Spike Level	Source Result	%REC	%REC Limits	RPD	RPD Limit
Batch: BGC0794 - SVOC Water (Continued)										
LCS (BGC0794-BS1)					Prepared: 03/18/26 08:02 Analyzed: 03/19/26 21:20					
Pyrene	0.362		0.200	ug/L	0.400		90.4	20-130		
Propachlor	0.479		0.100	ug/L	0.400		120	20-130		
Pronamide	0.451		0.200	ug/L	0.400		113	20-130		
Phenanthrene	0.425		0.200	ug/L	0.400		106	20-130		
Pendimethalin	0.377		0.200	ug/L	0.400		94.3	20-130		
Molinate	0.453		0.100	ug/L	0.400		113	20-130		
Metribuzin	0.417		0.100	ug/L	0.400		104	20-130		
Metolachlor	0.501		0.100	ug/L	0.400		125	20-130		
Trifluralin	0.360		0.100	ug/L	0.400		90.1	20-130		
LCS Dup (BGC0794-BSD1)					Prepared: 03/18/26 08:02 Analyzed: 03/19/26 21:54					
Terbacil	0.403		0.100	ug/L	0.400		101	20-130	9.14	25
Molinate	0.442		0.100	ug/L	0.400		111	20-130	2.50	25
Fluoranthene	0.381		0.200	ug/L	0.400		95.3	20-130	0.682	25
Hexachlorobenzene	0.266		0.100	ug/L	0.400		66.4	20-130	10.5	25
Hexachlorocyclopentadiene	0.276		0.100	ug/L	0.400		69.1	20-130	8.52	25
Indeno[1,2,3-cd]pyrene	0.373		0.200	ug/L	0.400		93.4	20-130	6.57	25
Metolachlor	0.476		0.100	ug/L	0.400		119	20-130	5.14	25
Metribuzin	0.437		0.100	ug/L	0.400		109	20-130	4.69	25
Pendimethalin	0.381		0.200	ug/L	0.400		95.3	20-130	1.10	25
Phenanthrene	0.424		0.200	ug/L	0.400		106	20-130	0.261	25
Pronamide	0.425		0.200	ug/L	0.400		106	20-130	5.88	25
Propachlor	0.464		0.100	ug/L	0.400		116	20-130	3.25	25
Di-n-butyl phthalate	0.496		1.00	ug/L	0.400		124	20-150	6.97	25
Simazine	0.374		0.0700	ug/L	0.400		93.5	20-130	10.0	25
EPTC	0.448		0.100	ug/L	0.400		112	20-130	7.00	25
Trifluralin	0.412		0.100	ug/L	0.400		103	20-130	13.3	25
Butachlor	0.390		0.100	ug/L	0.400		97.5	20-130	8.73	25
Butyl benzyl phthalate	0.345	R1	1.00	ug/L	0.400		86.2	20-150	26.0	25
Pyrene	0.365		0.200	ug/L	0.400		91.3	20-130	0.952	25
Anthracene	0.336		0.200	ug/L	0.400		84.1	20-130	2.30	25
Acenaphthene	0.366		0.200	ug/L	0.400		91.5	20-130	3.32	25
Acenaphthylene	0.408		0.200	ug/L	0.400		102	20-130	7.04	25
Fluorene	0.414		0.200	ug/L	0.400		103	20-130	8.03	25
Alachlor	0.395		0.200	ug/L	0.400		98.7	20-130	9.55	25
Dimethyl phthalate	0.394		1.00	ug/L	0.400		98.5	20-150	3.43	25
Atrazine	0.404		0.100	ug/L	0.400		101	20-130	6.70	25
Benzo[a]anthracene	0.328		0.200	ug/L	0.400		81.9	20-130	6.04	25
Benzo[a]pyrene	0.286	R1	0.0200	ug/L	0.400		71.4	20-130	28.9	25
Benzo[b]fluoranthene	0.348		0.200	ug/L	0.400		86.9	20-130	8.12	25
Benzo[ghi]perylene	0.354		0.200	ug/L	0.400		88.5	20-130	14.3	25
Diethyl phthalate	0.492		1.00	ug/L	0.400		123	20-150	1.54	25
Benzo[k]fluoranthene	0.371		0.200	ug/L	0.400		92.7	20-130	1.76	25
Dibenz[a,h]anthracene	0.349		0.200	ug/L	0.400		87.3	20-130	10.3	25
Chrysene	0.393		0.200	ug/L	0.400		98.2	20-130	0.935	25

Anatek Labs, Inc.

Anatek Moscow - 1282 Alturas Drive - Moscow, ID 83843 - 208-883-2839 - moscow@anateklabs.com - FL NELAP E87893
Anatek Spokane - 504 E Sprague Ste. D - Spokane, WA 99202 - 509-838-3999 - spokane@anateklabs.com - FL NELAP E871099
Anatek Yakima - 4802 Tieton Drive - Yakima, WA 98908 - 509-225-9404 - yakima@anateklabs.com - FL NELAP E871190
Anatek Wenatchee - 3019 Gs Center Rd - Wenatchee, WA 98801 - 509-701-8362

Client:	OnSite Environmental, Inc.	Work Order:	WGC0564
Address:	14648 NE. 95th St.	Project:	03-178/791014801
	Redmond, WA 98052	Reported:	4/2/2026 21:36
Attn:	David Baumeister		

Quality Control Data
(Continued)

Semivolatiles (Continued)

Analyte	Result	Qual	Reporting Limit	Units	Spike Level	Source Result	%REC	%REC Limits	RPD	RPD Limit
Batch: BGC0794 - SVOC Water (Continued)										
LCS Dup (BGC0794-BSD1)					Prepared: 03/18/26 08:02 Analyzed: 03/19/26 21:54					
Chlorpyrifos	0.345		0.200	ug/L	0.400		86.2	20-130	4.51	25
Bromacil	0.429		0.100	ug/L	0.400		107	20-130	16.3	25
bis-2(ethylhexyl)adipate	0.369		0.600	ug/L	0.400		92.2	20-150	9.86	25
bis(2-Ethylhexyl)phthalate	0.365		0.600	ug/L	0.400		91.3	20-150	21.7	25
Cyanazine	0.378		0.200	ug/L	0.400		94.6	20-130	12.0	25
Matrix Spike (BGC0794-MS1)		**Source: WGC0562-01**			Prepared: 03/18/26 08:02 Analyzed: 03/19/26 22:29					
Metolachlor	0.576	M1	0.100	ug/L	0.419	ND	138	20-130		
Pronamide	0.608	M1	0.200	ug/L	0.419	ND	145	20-130		
Terbacil	0.536		0.100	ug/L	0.419	ND	128	20-130		
Trifluralin	0.457		0.100	ug/L	0.419	ND	109	20-130		
Simazine	0.441		0.0700	ug/L	0.419	ND	105	20-130		
Di-n-butyl phthalate	0.636	M1	1.00	ug/L	0.419	ND	152	20-150		
Pyrene	0.395		0.200	ug/L	0.419	ND	94.3	20-130		
Propachlor	0.506		0.100	ug/L	0.419	ND	121	20-130		
Phenanthrene	0.433		0.200	ug/L	0.419	ND	103	20-130		
Pendimethalin	0.547	M1	0.200	ug/L	0.419	ND	131	20-130		
Fluoranthene	0.416		0.200	ug/L	0.419	ND	99.2	20-130		
Metribuzin	0.680	M1	0.100	ug/L	0.419	ND	162	20-130		
Indeno[1,2,3-cd]pyrene	0.396		0.200	ug/L	0.419	ND	94.6	20-130		
Hexachlorocyclopentadiene	0.310		0.100	ug/L	0.419	ND	74.0	20-130		
EPTC	0.454		0.100	ug/L	0.419	ND	108	20-130		
Fluorene	0.451		0.200	ug/L	0.419	ND	108	20-130		
Dimethyl phthalate	0.427		1.00	ug/L	0.419	ND	102	20-150		
Atrazine	0.488		0.100	ug/L	0.419	ND	116	20-130		
Molinate	0.503		0.100	ug/L	0.419	ND	120	20-130		
Chlorpyrifos	0.405		0.200	ug/L	0.419	ND	96.6	20-130		
Diethyl phthalate	0.548		1.00	ug/L	0.419	ND	131	20-150		
Benzo[a]pyrene	0.349		0.0200	ug/L	0.419	ND	83.4	20-130		
Chrysene	0.446		0.200	ug/L	0.419	ND	107	20-130		
Butyl benzyl phthalate	0.634	M13	1.00	ug/L	0.419	ND	151	20-150		
Butachlor	0.608	M1	0.100	ug/L	0.419	ND	145	20-130		
Bromacil	0.753	M1	0.100	ug/L	0.419	ND	180	20-130		
bis-2(ethylhexyl)adipate	0.404		0.600	ug/L	0.419	ND	96.5	20-150		
bis(2-Ethylhexyl)phthalate	0.734	M1	0.600	ug/L	0.419	ND	175	20-150		
Benzo[k]fluoranthene	0.400		0.200	ug/L	0.419	ND	95.6	20-130		
Benzo[b]fluoranthene	0.494		0.200	ug/L	0.419	ND	118	20-130		
Hexachlorobenzene	0.244		0.100	ug/L	0.419	ND	58.3	20-130		
Benzo[a]anthracene	0.410		0.200	ug/L	0.419	ND	97.9	20-130		
Anthracene	0.376		0.200	ug/L	0.419	ND	89.7	20-130		
Alachlor	0.518		0.200	ug/L	0.419	ND	124	20-130		
Acenaphthylene	0.490		0.200	ug/L	0.419	ND	117	20-130		
Dibenz[a,h]anthracene	0.442		0.200	ug/L	0.419	ND	106	20-130		
Acenaphthene	0.400		0.200	ug/L	0.419	ND	95.4	20-130		
Cyanazine	0.381		0.200	ug/L	0.419	ND	91.1	20-130		

Client:	OnSite Environmental, Inc.	Work Order:	WGC0564
Address:	14648 NE. 95th St.	Project:	03-178/791014801
	Redmond, WA 98052	Reported:	4/2/2026 21:36
Attn:	David Baumeister		

Quality Control Data
(Continued)

Semivolatiles (Continued)

Analyte	Result	Qual	Reporting Limit	Units	Spike Level	Source Result	%REC	%REC Limits	RPD	RPD Limit
Batch: BGC0794 - SVOC Water (Continued)										
Matrix Spike (BGC0794-MS1)			**Source: WGC0562-01**		Prepared: 03/18/26 08:02 Analyzed: 03/19/26 22:29					
Benzo[ghi]perylene	0.427		0.200	ug/L	0.419	ND	102	20-130		
Batch: BGC1015 - Carbamates										
Blank (BGC1015-BLK1)					Prepared: 03/23/26 09:36 Analyzed: 03/23/26 14:23					
Aldicarb Sulfoxide	ND		0.500	ug/L						
Propoxur	ND		1.00	ug/L						
Oxamyl	ND		2.00	ug/L						
Methomyl	ND		4.00	ug/L						
Methiocarb	ND		1.00	ug/L						
3-Hydroxycarbofuran	ND		2.00	ug/L						
Carbaryl	ND		2.00	ug/L						
Aldicarb Sulfone	ND		0.800	ug/L						
Aldicarb	ND		0.500	ug/L						
Carbofuran	ND		0.900	ug/L						
Surrogate: BDMC			*225*	*ug/L*	*200*		*112*	*70-130*		
Blank (BGC1015-BLK2)					Prepared: 03/23/26 09:36 Analyzed: 03/24/26 17:13					
3-Hydroxycarbofuran	ND		2.00	ug/L						
Aldicarb	ND		0.500	ug/L						
Aldicarb Sulfone	ND		0.800	ug/L						
Aldicarb Sulfoxide	ND		0.500	ug/L						
Methiocarb	ND		1.00	ug/L						
Methomyl	ND		4.00	ug/L						
Oxamyl	ND		2.00	ug/L						
Propoxur	ND		1.00	ug/L						
Carbaryl	ND		2.00	ug/L						
Carbofuran	ND		0.900	ug/L						
Surrogate: BDMC			*216*	*ug/L*	*200*		*108*	*70-130*		

Anatek Labs, Inc.

Anatek Moscow - 1282 Alturas Drive - Moscow, ID 83843 - 208-883-2839 - moscow@anateklabs.com - FL NELAP E87893
Anatek Spokane - 504 E Sprague Ste. D - Spokane, WA 99202 - 509-838-3999 - spokane@anateklabs.com - FL NELAP E871099
Anatek Yakima - 4802 Tieton Drive - Yakima, WA 98908 - 509-225-9404 - yakima@anateklabs.com - FL NELAP E871190
Anatek Wenatchee - 3019 Gs Center Rd - Wenatchee, WA 98801 - 509-701-8362

Client:	OnSite Environmental, Inc.	Work Order:	WGC0564
Address:	14648 NE. 95th St.	Project:	03-178/791014801
	Redmond, WA 98052	Reported:	4/2/2026 21:36
Attn:	David Baumeister		

Quality Control Data
(Continued)

Semivolatiles (Continued)

Analyte	Result	Qual	Reporting Limit	Units	Spike Level	Source Result	%REC	%REC Limits	RPD	RPD Limit
Batch: BGC1015 - Carbamates (Continued)										
LCS (BGC1015-BS1)					Prepared: 03/23/26 09:36 Analyzed: 03/23/26 16:14					
Carbofuran	17.0		0.900	ug/L	20.0		84.8	70-130		
Propoxur	19.0		1.00	ug/L	20.0		95.1	70-130		
Oxamyl	17.4		2.00	ug/L	20.0		87.1	70-130		
Methiocarb	17.1		1.00	ug/L	20.0		85.4	70-130		
Carbaryl	15.8		2.00	ug/L	20.0		78.8	70-130		
Aldicarb Sulfoxide	17.8		0.500	ug/L	20.0		88.8	70-130		
Aldicarb Sulfone	19.0		0.800	ug/L	20.0		95.0	70-130		
Aldicarb	19.6		0.500	ug/L	20.0		97.9	70-130		
3-Hydroxycarbofuran	17.1		2.00	ug/L	20.0		85.5	70-130		
Methomyl	19.1		4.00	ug/L	20.0		95.4	70-130		
Surrogate: BDMC			*227*	*ug/L*	*200*		*113*	*70-130*		
LCS (BGC1015-BS2)					Prepared: 03/23/26 09:36 Analyzed: 03/24/26 18:08					
3-Hydroxycarbofuran	16.6		2.00	ug/L	20.0		83.0	70-130		
Methomyl	18.1		4.00	ug/L	20.0		90.4	70-130		
Propoxur	17.1		1.00	ug/L	20.0		85.3	70-130		
Oxamyl	16.6		2.00	ug/L	20.0		82.8	70-130		
Methiocarb	17.4		1.00	ug/L	20.0		87.0	70-130		
Carbofuran	15.5		0.900	ug/L	20.0		77.6	70-130		
Carbaryl	16.4		2.00	ug/L	20.0		81.9	70-130		
Aldicarb Sulfoxide	17.2		0.500	ug/L	20.0		86.2	70-130		
Aldicarb	18.8		0.500	ug/L	20.0		94.0	70-130		
Aldicarb Sulfone	18.4		0.800	ug/L	20.0		91.8	70-130		
Surrogate: BDMC			*212*	*ug/L*	*200*		*106*	*70-130*		
MRL Check (BGC1015-MRL1)					Prepared: 03/23/26 09:36 Analyzed: 03/23/26 15:19					
3-Hydroxycarbofuran	1.08		2.00	ug/L	1.00		108	50-150		
Aldicarb	1.17		0.500	ug/L	1.00		117	50-150		
Aldicarb Sulfone	1.08		0.800	ug/L	1.00		108	50-150		
Aldicarb Sulfoxide	1.01		0.500	ug/L	1.00		101	50-150		
Carbaryl	1.20		2.00	ug/L	1.00		120	50-150		
Carbofuran	1.03		0.900	ug/L	1.00		103	50-150		
Methiocarb	0.958		1.00	ug/L	1.00		95.8	50-150		
Methomyl	1.12		4.00	ug/L	1.00		112	50-150		
Oxamyl	0.839		2.00	ug/L	1.00		83.9	50-150		
Propoxur	1.00		1.00	ug/L	1.00		100	50-150		
Surrogate: BDMC			*226*	*ug/L*	*200*		*113*	*70-130*		

Anatek Labs, Inc.

Anatek Moscow - 1282 Alturas Drive - Moscow, ID 83843 - 208-883-2839 - moscow@anateklabs.com - FL NELAP E87893
Anatek Spokane - 504 E Sprague Ste. D - Spokane, WA 99202 - 509-838-3999 - spokane@anateklabs.com - FL NELAP E871099
Anatek Yakima - 4802 Tieton Drive - Yakima, WA 98908 - 509-225-9404 - yakima@anateklabs.com - FL NELAP E871190
Anatek Wenatchee - 3019 Gs Center Rd - Wenatchee, WA 98801 - 509-701-8362

Client:	OnSite Environmental, Inc.	Work Order:	WGC0564
Address:	14648 NE. 95th St.	Project:	03-178/791014801
	Redmond, WA 98052	Reported:	4/2/2026 21:36
Attn:	David Baumeister		

Quality Control Data
(Continued)

Semivolatiles (Continued)

Analyte	Result	Qual	Reporting Limit	Units	Spike Level	Source Result	%REC	%REC Limits	RPD	RPD Limit
Batch: BGC1015 - Carbamates (Continued)										
Matrix Spike (BGC1015-MS1)		**Source: MGC0418-01**			Prepared: 03/23/26 09:36 Analyzed: 03/23/26 17:10					
Oxamyl	16.9		2.00	ug/L	20.0	ND	84.7	70-130		
Propoxur	19.1		1.00	ug/L	20.0	ND	95.4	70-130		
Methomyl	18.7		4.00	ug/L	20.0	ND	93.5	70-130		
Methiocarb	17.6		1.00	ug/L	20.0	ND	87.9	70-130		
Aldicarb Sulfoxide	17.8		0.500	ug/L	20.0	ND	89.2	70-130		
Carbofuran	16.6		0.900	ug/L	20.0	ND	83.1	70-130		
3-Hydroxycarbofuran	17.1		2.00	ug/L	20.0	ND	85.3	70-130		
Aldicarb	19.6		0.500	ug/L	20.0	ND	98.1	70-130		
Aldicarb Sulfone	18.9		0.800	ug/L	20.0	ND	94.7	70-130		
Carbaryl	16.8		2.00	ug/L	20.0	ND	84.0	70-130		
Surrogate: BDMC			*224*	*ug/L*	*200*		*112*	*70-130*		
Matrix Spike (BGC1015-MS2)		**Source: WGC0718-01**			Prepared: 03/23/26 09:36 Analyzed: 03/24/26 19:03					
Carbofuran	16.4		0.900	ug/L	20.0	ND	82.2	70-130		
Propoxur	18.6		1.00	ug/L	20.0	ND	93.2	70-130		
Oxamyl	16.8		2.00	ug/L	20.0	ND	84.2	70-130		
Methiocarb	17.2		1.00	ug/L	20.0	ND	86.1	70-130		
Carbaryl	16.5		2.00	ug/L	20.0	ND	82.7	70-130		
Aldicarb Sulfoxide	17.4		0.500	ug/L	20.0	ND	87.2	70-130		
Aldicarb Sulfone	18.6		0.800	ug/L	20.0	ND	93.0	70-130		
Aldicarb	19.1		0.500	ug/L	20.0	ND	95.3	70-130		
3-Hydroxycarbofuran	16.9		2.00	ug/L	20.0	ND	84.4	70-130		
Methomyl	18.4		4.00	ug/L	20.0	ND	91.9	70-130		
Surrogate: BDMC			*212*	*ug/L*	*200*		*106*	*70-130*		
Matrix Spike Dup (BGC1015-MSD1)		**Source: MGC0418-01**			Prepared: 03/23/26 09:36 Analyzed: 03/23/26 18:05					
3-Hydroxycarbofuran	17.4		2.00	ug/L	20.0	ND	86.8	70-130	1.71	25
Propoxur	19.5		1.00	ug/L	20.0	ND	97.6	70-130	2.20	25
Oxamyl	17.1		2.00	ug/L	20.0	ND	85.7	70-130	1.14	25
Methomyl	18.8		4.00	ug/L	20.0	ND	94.0	70-130	0.480	25
Methiocarb	17.6		1.00	ug/L	20.0	ND	88.1	70-130	0.267	25
Carbofuran	16.8		0.900	ug/L	20.0	ND	83.8	70-130	0.797	25
Carbaryl	16.9		2.00	ug/L	20.0	ND	84.6	70-130	0.652	25
Aldicarb Sulfoxide	17.8		0.500	ug/L	20.0	ND	89.1	70-130	0.185	25
Aldicarb	19.6		0.500	ug/L	20.0	ND	98.2	70-130	0.122	25
Aldicarb Sulfone	19.0		0.800	ug/L	20.0	ND	95.1	70-130	0.395	25
Surrogate: BDMC			*243*	*ug/L*	*200*		*122*	*70-130*		

Client:	OnSite Environmental, Inc.	Work Order:	WGC0564
Address:	14648 NE. 95th St.	Project:	03-178/791014801
	Redmond, WA 98052	Reported:	4/2/2026 21:36
Attn:	David Baumeister		

Quality Control Data
(Continued)

Semivolatiles (Continued)

Analyte	Result	Qual	Reporting Limit	Units	Spike Level	Source Result	%REC	%REC Limits	RPD	RPD Limit
Batch: BGC1015 - Carbamates (Continued)										
Matrix Spike Dup (BGC1015-MSD2)		**Source: WGC0718-01**			Prepared: 03/23/26 09:36 Analyzed: 03/24/26 19:59					
Aldicarb Sulfone	18.4		0.800	ug/L	20.0	ND	92.2	70-130	0.821	25
3-Hydroxycarbofuran	16.8		2.00	ug/L	20.0	ND	84.0	70-130	0.517	25
Carbaryl	16.3		2.00	ug/L	20.0	ND	81.7	70-130	1.16	25
Propoxur	18.5		1.00	ug/L	20.0	ND	92.6	70-130	0.662	25
Aldicarb	18.6		0.500	ug/L	20.0	ND	92.9	70-130	2.57	25
Aldicarb Sulfoxide	17.3		0.500	ug/L	20.0	ND	86.3	70-130	1.06	25
Carbofuran	16.5		0.900	ug/L	20.0	ND	82.4	70-130	0.267	25
Methiocarb	17.4		1.00	ug/L	20.0	ND	87.0	70-130	0.970	25
Methomyl	18.1		4.00	ug/L	20.0	ND	90.7	70-130	1.36	25
Oxamyl	16.6		2.00	ug/L	20.0	ND	83.1	70-130	1.23	25
Surrogate: BDMC			*209*	*ug/L*	*200*		*105*	*70-130*		
Batch: BGC1021 - EDB 504										
Blank (BGC1021-BLK1)					Prepared: 03/23/26 09:46 Analyzed: 03/23/26 21:43					
1,2,3-Trichloropropane	ND		0.500	ug/L						
EDB (1,2-Dibromoethane)	ND		0.0100	ug/L						
DBCP (1,2-Dibromo-3-chloropropane)	ND		0.0200	ug/L						
Surrogate: TCX - 2,4,5,6-tetrachloro-m-xylene			*0.156*	*ug/L*	*0.143*		*109*	*70-130*		
LCS (BGC1021-BS1)					Prepared: 03/23/26 09:46 Analyzed: 03/23/26 22:36					
EDB (1,2-Dibromoethane)	0.219		0.0100	ug/L	0.200		109	70-130		
1,2,3-Trichloropropane	0.878		0.500	ug/L	0.900		97.5	70-130		
DBCP (1,2-Dibromo-3-chloropropane)	0.213		0.0200	ug/L	0.200		106	70-130		
Surrogate: TCX - 2,4,5,6-tetrachloro-m-xylene			*0.152*	*ug/L*	*0.143*		*106*	*70-130*		
LCS (BGC1021-BS2)					Prepared: 03/23/26 09:46 Analyzed: 03/24/26 08:44					
1,2,3-Trichloropropane	0.926		0.500	ug/L	0.900		103	70-130		
DBCP (1,2-Dibromo-3-chloropropane)	0.216		0.0200	ug/L	0.200		108	70-130		
EDB (1,2-Dibromoethane)	0.227		0.0100	ug/L	0.200		113	70-130		
Surrogate: TCX - 2,4,5,6-tetrachloro-m-xylene			*0.158*	*ug/L*	*0.143*		*111*	*70-130*		

Anatek Labs, Inc.

Anatek Moscow - 1282 Alturas Drive - Moscow, ID 83843 - 208-883-2839 - moscow@anateklabs.com - FL NELAP E87893
Anatek Spokane - 504 E Sprague Ste. D - Spokane, WA 99202 - 509-838-3999 - spokane@anateklabs.com - FL NELAP E871099
Anatek Yakima - 4802 Tieton Drive - Yakima, WA 98908 - 509-225-9404 - yakima@anateklabs.com - FL NELAP E871190
Anatek Wenatchee - 3019 Gs Center Rd - Wenatchee, WA 98801 - 509-701-8362

Client:	OnSite Environmental, Inc.	Work Order:	WGC0564
Address:	14648 NE. 95th St.	Project:	03-178/791014801
	Redmond, WA 98052	Reported:	4/2/2026 21:36
Attn:	David Baumeister		

Quality Control Data
(Continued)

Semivolatiles (Continued)

Analyte	Result	Qual	Reporting Limit	Units	Spike Level	Source Result	%REC	%REC Limits	RPD	RPD Limit
Batch: BGC1021 - EDB 504 (Continued)										
Duplicate (BGC1021-DUP1)		**Source: MGC0418-01**			Prepared: 03/23/26 09:46 Analyzed: 03/24/26 08:44					
1,2,3-Trichloropropane	ND		0.500	ug/L		ND				20
DBCP (1,2-Dibromo-3-chloropropane)	ND		0.0200	ug/L		ND				20
EDB (1,2-Dibromoethane)	ND		0.0100	ug/L		ND				20
Surrogate: TCX - 2,4,5,6-tetrachloro-m-xylene			*0.156*	*ug/L*	*0.143*		*109*	*70-130*		
MRL Check (BGC1021-MRL1)					Prepared: 03/23/26 09:46 Analyzed: 03/23/26 21:43					
EDB (1,2-Dibromoethane)	0.00880		0.0100	ug/L	0.0100		88.0	60-140		
DBCP (1,2-Dibromo-3-chloropropane)	0.0111		0.0200	ug/L	0.0100		111	60-140		
1,2,3-Trichloropropane	0.266		0.500	ug/L	0.300		88.6	60-140		
Surrogate: TCX - 2,4,5,6-tetrachloro-m-xylene			*0.142*	*ug/L*	*0.143*		*99.7*	*70-130*		
Matrix Spike (BGC1021-MS1)		**Source: MGC0418-02**			Prepared: 03/23/26 09:46 Analyzed: 03/23/26 23:02					
EDB (1,2-Dibromoethane)	0.217		0.0100	ug/L	0.200	ND	109	65-135		
1,2,3-Trichloropropane	0.857		0.500	ug/L	0.900	ND	95.2	65-135		
DBCP (1,2-Dibromo-3-chloropropane)	0.205		0.0200	ug/L	0.200	ND	102	65-135		
Surrogate: TCX - 2,4,5,6-tetrachloro-m-xylene			*0.146*	*ug/L*	*0.143*		*102*	*70-130*		
Batch: BGC1084 - Herbicides										
Blank (BGC1084-BLK1)					Prepared: 03/24/26 09:25 Analyzed: 03/26/26 18:29					
Dalapon	ND		1.00	ug/L						
Dicamba	ND		0.200	ug/L						
Dichloroprop	ND		0.500	ug/L						
2,4-D	ND		0.100	ug/L						
Pentachlorophenol	ND		0.0400	ug/L						
2,4,5-TP (Silvex)	ND		0.200	ug/L						
2,4,5-T	ND		0.400	ug/L						
2,4-DB	ND		1.00	ug/L						
Dinoseb	ND		0.200	ug/L						
Dacthal	ND		0.0200	ug/L						
Picloram	ND		0.100	ug/L						
3,5-Dichlorobenzoic Acid	ND		0.500	ug/L						
Chloramben	ND		0.200	ug/L						
Bentazon	ND		0.500	ug/L						
Acifluorofen	ND		1.00	ug/L						
Surrogate: DCINA			*1.99*	*ug/L*	*2.00*		*99.5*	*70-130*		

Anatek Labs, Inc.

Anatek Moscow - 1282 Alturas Drive - Moscow, ID 83843 - 208-883-2839 - moscow@anateklabs.com - FL NELAP E87893
Anatek Spokane - 504 E Sprague Ste. D - Spokane, WA 99202 - 509-838-3999 - spokane@anateklabs.com - FL NELAP E871099
Anatek Yakima - 4802 Tieton Drive - Yakima, WA 98908 - 509-225-9404 - yakima@anateklabs.com - FL NELAP E871190
Anatek Wenatchee - 3019 Gs Center Rd - Wenatchee, WA 98801 - 509-701-8362

Client:	OnSite Environmental, Inc.	Work Order:	WGC0564
Address:	14648 NE. 95th St.	Project:	03-178/791014801
	Redmond, WA 98052	Reported:	4/2/2026 21:36
Attn:	David Baumeister		

Quality Control Data
(Continued)

Semivolatiles (Continued)

Analyte	Result	Qual	Reporting Limit	Units	Spike Level	Source Result	%REC	%REC Limits	RPD	RPD Limit
Batch: BGC1084 - Herbicides (Continued)										
LCS (BGC1084-BS1)					Prepared: 03/24/26 09:25 Analyzed: 03/26/26 19:03					
Dalapon	12.4		1.00	ug/L	13.0		95.2	70-130		
Dicamba	1.15		0.200	ug/L	1.00		115	70-130		
Dichloroprop	3.42		0.500	ug/L	3.00		114	70-130		
2,4-D	2.09		0.100	ug/L	2.00		105	70-130		
Pentachlorophenol	0.984		0.0400	ug/L	1.00		98.4	70-130		
2,4,5-TP (Silvex)	1.15		0.200	ug/L	1.00		115	70-130		
2,4,5-T	1.20		0.400	ug/L	1.00		120	70-130		
2,4-DB	9.65		1.00	ug/L	8.00		121	70-130		
Dinoseb	2.16		0.200	ug/L	2.00		108	70-130		
Dacthal	0.904		0.0200	ug/L	1.00		90.4	70-130		
Picloram	1.28		0.100	ug/L	1.00		128	70-130		
3,5-Dichlorobenzoic Acid	1.02		0.500	ug/L	1.00		102	70-130		
Chloramben	1.17		0.200	ug/L	1.00		117	70-130		
Bentazon	2.46		0.500	ug/L	2.00		123	70-130		
Acifluorofen	0.894		1.00	ug/L	1.00		89.4	70-130		
Surrogate: DCINA		*S10*	*2.71*	*ug/L*	*2.00*		*135*	*70-130*		
Matrix Spike (BGC1084-MS1)		**Source: MGC0428-03**			Prepared: 03/24/26 09:25 Analyzed: 03/27/26 04:15					
Dalapon	14.0		1.00	ug/L	13.0	ND	108	70-130		
Dicamba	1.15		0.200	ug/L	1.00	ND	115	70-130		
Dichloroprop	3.42		0.500	ug/L	3.00	ND	114	70-130		
2,4-D	2.14		0.100	ug/L	2.00	ND	107	70-130		
Pentachlorophenol	0.766		0.0400	ug/L	1.00	ND	76.6	70-130		
2,4,5-TP (Silvex)	1.12		0.200	ug/L	1.00	ND	112	70-130		
2,4,5-T	1.21		0.400	ug/L	1.00	ND	121	70-130		
2,4-DB	9.52		1.00	ug/L	8.00	ND	119	70-130		
Dinoseb	2.14		0.200	ug/L	2.00	ND	107	70-130		
Dacthal	0.911		0.0200	ug/L	1.00	ND	91.1	70-130		
Picloram	1.28		0.100	ug/L	1.00	ND	128	70-130		
3,5-Dichlorobenzoic Acid	1.05		0.500	ug/L	1.00	ND	105	70-130		
Chloramben	1.13		0.200	ug/L	1.00	ND	113	70-130		
Bentazon	2.17		0.500	ug/L	2.00	ND	109	70-130		
Acifluorofen	0.857		1.00	ug/L	1.00	ND	85.7	70-130		
Surrogate: DCINA			*2.38*	*ug/L*	*2.00*		*119*	*70-130*		

Anatek Labs, Inc.

Anatek Moscow - 1282 Alturas Drive - Moscow, ID 83843 - 208-883-2839 - moscow@anateklabs.com - FL NELAP E87893
Anatek Spokane - 504 E Sprague Ste. D - Spokane, WA 99202 - 509-838-3999 - spokane@anateklabs.com - FL NELAP E871099
Anatek Yakima - 4802 Tieton Drive - Yakima, WA 98908 - 509-225-9404 - yakima@anateklabs.com - FL NELAP E871190
Anatek Wenatchee - 3019 Gs Center Rd - Wenatchee, WA 98801 - 509-701-8362

Client:	OnSite Environmental, Inc.	Work Order:	WGC0564
Address:	14648 NE. 95th St.	Project:	03-178/791014801
	Redmond, WA 98052	Reported:	4/2/2026 21:36
Attn:	David Baumeister		

Quality Control Data
(Continued)

Semivolatiles (Continued)

Analyte	Result	Qual	Reporting Limit	Units	Spike Level	Source Result	%REC	%REC Limits	RPD	RPD Limit
Batch: BGC1084 - Herbicides (Continued)										
Matrix Spike Dup (BGC1084-MSD1)		**Source: MGC0428-03**		Prepared: 03/24/26 09:25 Analyzed: 03/27/26 04:49						
Dalapon	12.6		1.00	ug/L	13.0	ND	97.2	70-130	10.4	30
Dicamba	1.19		0.200	ug/L	1.00	ND	119	70-130	3.18	30
Dichloroprop	3.44		0.500	ug/L	3.00	ND	115	70-130	0.493	30
2,4-D	2.12		0.100	ug/L	2.00	ND	106	70-130	0.592	30
Pentachlorophenol	0.757		0.0400	ug/L	1.00	ND	75.7	70-130	1.16	30
2,4,5-TP (Silvex)	1.11		0.200	ug/L	1.00	ND	111	70-130	0.935	30
2,4,5-T	1.17		0.400	ug/L	1.00	ND	117	70-130	3.47	30
2,4-DB	9.14		1.00	ug/L	8.00	ND	114	70-130	4.16	30
Dinoseb	2.27		0.200	ug/L	2.00	ND	114	70-130	5.80	30
Dacthal	0.949		0.0200	ug/L	1.00	ND	94.9	70-130	4.13	30
Picloram	1.22		0.100	ug/L	1.00	ND	122	70-130	4.43	30
3,5-Dichlorobenzoic Acid	1.05		0.500	ug/L	1.00	ND	105	70-130	0.447	30
Chloramben	1.16		0.200	ug/L	1.00	ND	116	70-130	2.65	30
Bentazon	2.25		0.500	ug/L	2.00	ND	112	70-130	3.43	30
Acifluorofen	0.774		1.00	ug/L	1.00	ND	77.4	70-130	10.1	30
Surrogate: DCINA			*2.30*	*ug/L*	*2.00*		*115*	*70-130*		

WGC0564

Due: 03/30/26

OnSite Environmental Inc.

14648 NE 95th Street, Redmond, WA 98052 · (425) 883-3881

Laboratory Reference #: 03-178

Laboratory: Anatek Labs

Attention: Karice Scott

Address: 504 E Sprague, Ste D Spokane, WA 99202

Phone Number: (509) 838-3999

Turnaround Request

1 Day | 2 Day | 3 Day

Standard

Other: _____

Project Manager: David Baumeister

email: dbaumeister@onsite-env.com

Project Number: 791014801

Project Name: _____

Lab ID	Sample Identification	Date Sampled	Time Sampled	Matrix	# of Cont.	Requested Analyses
	MW-1	3/11/26	10:57	W	11	EPA 504, EPA 505, EPA 525, EPA 515.3, EPA 531.2, EPA 547, EPA 548.1, EPA 549.2
	MW-2	3/11/26	13:27	W	11	EPA 504, EPA 505, EPA 525, EPA 515.3, EPA 531.2, EPA 547, EPA 548.1, EPA 549.2
	MW-7	3/11/26	16:21	W	11	EPA 504, EPA 505, EPA 525, EPA 515.3, EPA 531.2, EPA 547, EPA 548.1, EPA 549.2

Signature	Company	Date	Time	Comments/Special Instructions
Relinquished by: Nichelle Bishop	OSE	3/12/26	1540	
Received by:	Anatek	3/16/26	1039	UPS
Relinquished by:				
Received by:				
Relinquished by:				
Received by:				

WGC0564

Due: 03/30/26

ANATEK LABS		
	Document #:	FRM-0052
	Revision:	04
	Status:	Release
	Effective Date:	26 Feb 2026

Sample Receipt and Preservation Form

Cooler Temperature
Read (°C): 3.4
Corrected (°C): 3.6
Thermometer Used: IR-6

Client Name: Onsite

TAT: Normal RUSH: _____ days

Samples Received From: FedEx (UPS) USPS Hand Courier Huber Other: _____

Custody Seal on Cooler/Box: Yes (No) Custody Seals Intact: Yes No (N/A)

Number of Coolers/Boxes: _____ Type of Ice: (Wet Ice) Ice Packs None Other_____

Packing Material: (Bubble Wrap) Bags Foam/Peanuts Paper None Other: _____

				Comments
Samples Received Intact?	(Yes)	No		
Chain of Custody Present/Complete?	(Yes)	No		
Labels and Chains Agree?	(Yes)	No		
Samples Received Within Hold Time?	(Yes)	No		
Correct Containers Received?	(Yes)	No		
Anatek Bottles Used?	(Yes)	No	Unknown	
Samples Properly Preserved?	(Yes)	No	N/A	*If No, record preservation and pH*
				Initial pH: <2 or / pH Paper ID:
VOC Vials Free of Headspace (<6mm)?	Yes	No	(N/A)	
VOC Trip Blanks Present?	Yes	No	(N/A)	
Total Number of Sample Bottles Received: _____				

Record bottle types, preservatives, and lot numbers (if known) below. Please list bottles in descending order by size:

~~$1000~~
$1000 Nasulfite x6 2000358
P500 NaThio x3 2501225
$125 NaThio x3 2501225
$44 NaThio x 2501225 - x 18
$250 Nasulfite 2000358 x3
carbamate $44 x3

Notes, comments, etc. (also use this space if contacting the client - record names and date/time)

Received/Inspected By: _____ Date/Time: 1039 3/16/26

Chain of Custody

OnSite Environmental Inc.
14648 NE 95th Street • Redmond, WA 98052
Phone: (425) 883-3881 • www.onsite-env.com

Company: Langan
Project Number: 791014801
Project Name: Hawks Prairie Building 1
Project Manager: Jenny Cutright
Sampled by: JL MG

Turnaround Request (in working days)
(Check One)
☐ Same Day ☐ 1 Day
☐ 2 Days ☐ 3 Days
☒ Standard (7 Days) (TPH analysis 5 Days)
☐ _____ (other)

Laboratory Number: 03-178

Lab ID	Sample Identification	Date Sampled	Time Sampled	Matrix	Number of Containers	Volatiles 8260 + Vinyl Chloride SIMS	Phase II/V IOC	EPA 504 EDB/DBCP	EPA 505/EPA 525 Pesticides	EPA 515.3 Herbicide	EPA 547 Glyphosate	EPA 531.2 Carbamate	EPA 548.1 Endothall	EPA 549.2 Diquat	% Moisture
1	MW-1	3/11/26	10:57	W	17	X	X	X	X	X	X	X	X	X	
2	MW-2	3/11/26	13:27	W	17	X	X	X	X	X	X	X	X	X	
3	MW-7	3/11/26	16:21	W	17	X	X	X	X	X	X	X	X	X	

	Signature	Company	Date	Time
Relinquished		Langan	3/12/26	10:04
Received		Langan	3/12/26	1004
Relinquished		Langan	3/12/26	1107
Received		OSE	3/12/26	1107
Relinquished				
Received				
Reviewed/Date		Reviewed/Date		

Comments/Special Instructions

Chromatograms with final report ☐

OnSite Environmental Inc.
14648 NE 95th Street, Redmond, WA 98052 • (425) 883-3881

April 7, 2026

Jenny Cutright
Langan
520 Pike Street, Suite 985
Seattle, WA 98101

Re: Analytical Data for Project 791014801
Laboratory Reference No. 2603-194

Dear Jenny:

Enclosed are the analytical results and associated quality control data for samples submitted on March 13, 2026.

The standard policy of OnSite Environmental, Inc. is to store your samples for 30 days from the date of receipt. If you require longer storage, please contact the laboratory.

We appreciate the opportunity to be of service to you on this project. If you have any questions concerning the data, or need additional information, please feel free to call me.

Sincerely,

David Baumeister
Project Manager

Enclosures

This report pertains to the samples analyzed in accordance with the chain of custody, and is intended only for the use of the individual or company to whom it is addressed.

Date of Report: April 7, 2026
Samples Submitted: March 13, 2026
Laboratory Reference: 2603-194
Project: 791014801

Case Narrative

Samples were collected on March 12, 2026 and received by the laboratory on March 13, 2026. They were maintained at the laboratory at a temperature of 2°C to 6°C.

Please note that any and all soil sample results are reported on a dry-weight basis, unless otherwise noted below. However the soil results for the QA/QC samples are reported on a wet-weight basis.

General QA/QC issues associated with the analytical data enclosed in this laboratory report will be indicated with a reference to a comment or explanation on the Data Qualifier page. More complex and involved QA/QC issues will be discussed in detail below.

This report pertains to the samples analyzed in accordance with the chain of custody, and is intended only for the use of the individual or company to whom it is addressed.

Date of Report: April 7, 2026
Samples Submitted: March 13, 2026
Laboratory Reference: 2603-194
Project: 791014801

VOLATILE ORGANICS EPA 8260D/SIM
page 1 of 2

Matrix: Water
Units: ug/L

Analyte	Result	PQL	Method	Date Prepared	Date Analyzed	Flags
Client ID:	**MW-4**					
Laboratory ID:	03-194-01					
Dichlorodifluoromethane	ND	0.20	EPA 8260D	3-17-26	3-17-26	
Chloromethane	ND	1.0	EPA 8260D	3-17-26	3-17-26	
Vinyl Chloride (SIM)	0.26	0.20	EPA 8260D	3-17-26	3-17-26	
Bromomethane	ND	1.0	EPA 8260D	3-17-26	3-17-26	
Chloroethane	ND	1.0	EPA 8260D	3-17-26	3-17-26	
Trichlorofluoromethane	ND	0.20	EPA 8260D	3-17-26	3-17-26	
1,1-Dichloroethene	ND	0.20	EPA 8260D	3-17-26	3-17-26	
Acetone	ND	5.0	EPA 8260D	3-17-26	3-17-26	
Iodomethane	ND	1.0	EPA 8260D	3-17-26	3-17-26	
Carbon Disulfide	ND	0.20	EPA 8260D	3-17-26	3-17-26	
Methylene Chloride	ND	1.0	EPA 8260D	3-17-26	3-17-26	
(trans) 1,2-Dichloroethene	ND	0.20	EPA 8260D	3-17-26	3-17-26	
Methyl t-Butyl Ether	ND	0.20	EPA 8260D	3-17-26	3-17-26	
1,1-Dichloroethane	ND	0.20	EPA 8260D	3-17-26	3-17-26	
Vinyl Acetate	ND	1.0	EPA 8260D	3-17-26	3-17-26	
2,2-Dichloropropane	ND	0.20	EPA 8260D	3-17-26	3-17-26	
(cis) 1,2-Dichloroethene	13	0.20	EPA 8260D	3-17-26	3-17-26	
2-Butanone	ND	5.0	EPA 8260D	3-17-26	3-17-26	
Bromochloromethane	ND	0.20	EPA 8260D	3-17-26	3-17-26	
Chloroform	ND	0.20	EPA 8260D	3-17-26	3-17-26	
1,1,1-Trichloroethane	ND	0.20	EPA 8260D	3-17-26	3-17-26	
Carbon Tetrachloride	ND	0.20	EPA 8260D	3-17-26	3-17-26	
1,1-Dichloropropene	ND	0.20	EPA 8260D	3-17-26	3-17-26	
Benzene	ND	0.20	EPA 8260D	3-17-26	3-17-26	
1,2-Dichloroethane	ND	0.20	EPA 8260D	3-17-26	3-17-26	
Trichloroethene	28	0.20	EPA 8260D	3-17-26	3-17-26	
1,2-Dichloropropane	ND	0.20	EPA 8260D	3-17-26	3-17-26	
Dibromomethane	ND	0.20	EPA 8260D	3-17-26	3-17-26	
Bromodichloromethane	ND	0.20	EPA 8260D	3-17-26	3-17-26	
(cis) 1,3-Dichloropropene	ND	0.20	EPA 8260D	3-17-26	3-17-26	
Methyl Isobutyl Ketone	ND	2.0	EPA 8260D	3-17-26	3-17-26	
Toluene	ND	1.0	EPA 8260D	3-17-26	3-17-26	

This report pertains to the samples analyzed in accordance with the chain of custody, and is intended only for the use of the individual or company to whom it is addressed.

Date of Report: April 7, 2026
Samples Submitted: March 13, 2026
Laboratory Reference: 2603-194
Project: 791014801

VOLATILE ORGANICS EPA 8260D/SIM
page 2 of 2

Analyte	Result	PQL	Method	Date Prepared	Date Analyzed	Flags
Client ID:	**MW-4**					
Laboratory ID:	03-194-01					
(trans) 1,3-Dichloropropene	ND	0.20	EPA 8260D	3-17-26	3-17-26	
1,1,2-Trichloroethane	ND	0.20	EPA 8260D	3-17-26	3-17-26	
Tetrachloroethene	ND	0.20	EPA 8260D	3-17-26	3-17-26	
1,3-Dichloropropane	ND	0.20	EPA 8260D	3-17-26	3-17-26	
2-Hexanone	ND	2.0	EPA 8260D	3-17-26	3-17-26	
Dibromochloromethane	ND	0.20	EPA 8260D	3-17-26	3-17-26	
1,2-Dibromoethane	ND	0.20	EPA 8260D	3-17-26	3-17-26	
Chlorobenzene	ND	0.20	EPA 8260D	3-17-26	3-17-26	
1,1,1,2-Tetrachloroethane	ND	0.20	EPA 8260D	3-17-26	3-17-26	
Ethylbenzene	ND	0.20	EPA 8260D	3-17-26	3-17-26	
m,p-Xylene	ND	0.40	EPA 8260D	3-17-26	3-17-26	
o-Xylene	ND	0.20	EPA 8260D	3-17-26	3-17-26	
Styrene	ND	0.20	EPA 8260D	3-17-26	3-17-26	
Bromoform	ND	1.0	EPA 8260D	3-17-26	3-17-26	
Isopropylbenzene	ND	0.20	EPA 8260D	3-17-26	3-17-26	
Bromobenzene	ND	0.20	EPA 8260D	3-17-26	3-17-26	
1,1,2,2-Tetrachloroethane	ND	0.20	EPA 8260D	3-17-26	3-17-26	
1,2,3-Trichloropropane	ND	0.20	EPA 8260D	3-17-26	3-17-26	
n-Propylbenzene	ND	0.20	EPA 8260D	3-17-26	3-17-26	
2-Chlorotoluene	ND	0.20	EPA 8260D	3-17-26	3-17-26	
4-Chlorotoluene	ND	0.20	EPA 8260D	3-17-26	3-17-26	
1,3,5-Trimethylbenzene	ND	0.20	EPA 8260D	3-17-26	3-17-26	
tert-Butylbenzene	ND	0.20	EPA 8260D	3-17-26	3-17-26	
1,2,4-Trimethylbenzene	ND	0.20	EPA 8260D	3-17-26	3-17-26	
sec-Butylbenzene	ND	0.20	EPA 8260D	3-17-26	3-17-26	
1,3-Dichlorobenzene	ND	0.20	EPA 8260D	3-17-26	3-17-26	
p-Isopropyltoluene	ND	0.20	EPA 8260D	3-17-26	3-17-26	
1,4-Dichlorobenzene	ND	0.20	EPA 8260D	3-17-26	3-17-26	
1,2-Dichlorobenzene	ND	0.20	EPA 8260D	3-17-26	3-17-26	
n-Butylbenzene	ND	0.20	EPA 8260D	3-17-26	3-17-26	
1,2-Dibromo-3-chloropropane	ND	1.0	EPA 8260D	3-17-26	3-17-26	
1,2,4-Trichlorobenzene	ND	0.20	EPA 8260D	3-17-26	3-17-26	
Hexachlorobutadiene	ND	1.0	EPA 8260D	3-17-26	3-17-26	
Naphthalene	ND	1.0	EPA 8260D	3-17-26	3-17-26	
1,2,3-Trichlorobenzene	ND	1.0	EPA 8260D	3-17-26	3-17-26	
Surrogate:	*Percent Recovery*	*Control Limits*				
Dibromofluoromethane	*85*	*68-133*				
Toluene-d8	*95*	*79-123*				
4-Bromofluorobenzene	*101*	*78-117*				

This report pertains to the samples analyzed in accordance with the chain of custody, and is intended only for the use of the individual or company to whom it is addressed.

Date of Report: April 7, 2026
Samples Submitted: March 13, 2026
Laboratory Reference: 2603-194
Project: 791014801

VOLATILE ORGANICS EPA 8260D/SIM
page 1 of 2

Matrix: Water
Units: ug/L

Analyte	Result	PQL	Method	Date Prepared	Date Analyzed	Flags
Client ID:	**MW-5**					
Laboratory ID:	03-194-02					
Dichlorodifluoromethane	ND	0.20	EPA 8260D	3-17-26	3-17-26	
Chloromethane	ND	1.0	EPA 8260D	3-17-26	3-17-26	
Vinyl Chloride (SIM)	ND	0.020	EPA 8260D/SIM	3-17-26	3-17-26	
Bromomethane	ND	1.0	EPA 8260D	3-17-26	3-17-26	
Chloroethane	ND	1.0	EPA 8260D	3-17-26	3-17-26	
Trichlorofluoromethane	ND	0.20	EPA 8260D	3-17-26	3-17-26	
1,1-Dichloroethene	ND	0.20	EPA 8260D	3-17-26	3-17-26	
Acetone	ND	5.0	EPA 8260D	3-17-26	3-17-26	
Iodomethane	ND	1.0	EPA 8260D	3-17-26	3-17-26	
Carbon Disulfide	ND	0.20	EPA 8260D	3-17-26	3-17-26	
Methylene Chloride	ND	1.0	EPA 8260D	3-17-26	3-17-26	
(trans) 1,2-Dichloroethene	ND	0.20	EPA 8260D	3-17-26	3-17-26	
Methyl t-Butyl Ether	ND	0.20	EPA 8260D	3-17-26	3-17-26	
1,1-Dichloroethane	ND	0.20	EPA 8260D	3-17-26	3-17-26	
Vinyl Acetate	ND	1.0	EPA 8260D	3-17-26	3-17-26	
2,2-Dichloropropane	ND	0.20	EPA 8260D	3-17-26	3-17-26	
(cis) 1,2-Dichloroethene	ND	0.20	EPA 8260D	3-17-26	3-17-26	
2-Butanone	ND	5.0	EPA 8260D	3-17-26	3-17-26	
Bromochloromethane	ND	0.20	EPA 8260D	3-17-26	3-17-26	
Chloroform	ND	0.20	EPA 8260D	3-17-26	3-17-26	
1,1,1-Trichloroethane	ND	0.20	EPA 8260D	3-17-26	3-17-26	
Carbon Tetrachloride	ND	0.20	EPA 8260D	3-17-26	3-17-26	
1,1-Dichloropropene	ND	0.20	EPA 8260D	3-17-26	3-17-26	
Benzene	ND	0.20	EPA 8260D	3-17-26	3-17-26	
1,2-Dichloroethane	ND	0.20	EPA 8260D	3-17-26	3-17-26	
Trichloroethene	ND	0.20	EPA 8260D	3-17-26	3-17-26	
1,2-Dichloropropane	ND	0.20	EPA 8260D	3-17-26	3-17-26	
Dibromomethane	ND	0.20	EPA 8260D	3-17-26	3-17-26	
Bromodichloromethane	ND	0.20	EPA 8260D	3-17-26	3-17-26	
(cis) 1,3-Dichloropropene	ND	0.20	EPA 8260D	3-17-26	3-17-26	
Methyl Isobutyl Ketone	ND	2.0	EPA 8260D	3-17-26	3-17-26	
Toluene	ND	1.0	EPA 8260D	3-17-26	3-17-26	

This report pertains to the samples analyzed in accordance with the chain of custody, and is intended only for the use of the individual or company to whom it is addressed.

Date of Report: April 7, 2026
Samples Submitted: March 13, 2026
Laboratory Reference: 2603-194
Project: 791014801

VOLATILE ORGANICS EPA 8260D/SIM
page 2 of 2

Analyte	Result	PQL	Method	Date Prepared	Date Analyzed	Flags
Client ID:	**MW-5**					
Laboratory ID:	03-194-02					
(trans) 1,3-Dichloropropene	ND	0.20	EPA 8260D	3-17-26	3-17-26	
1,1,2-Trichloroethane	ND	0.20	EPA 8260D	3-17-26	3-17-26	
Tetrachloroethene	ND	0.20	EPA 8260D	3-17-26	3-17-26	
1,3-Dichloropropane	ND	0.20	EPA 8260D	3-17-26	3-17-26	
2-Hexanone	ND	2.0	EPA 8260D	3-17-26	3-17-26	
Dibromochloromethane	ND	0.20	EPA 8260D	3-17-26	3-17-26	
1,2-Dibromoethane	ND	0.20	EPA 8260D	3-17-26	3-17-26	
Chlorobenzene	ND	0.20	EPA 8260D	3-17-26	3-17-26	
1,1,1,2-Tetrachloroethane	ND	0.20	EPA 8260D	3-17-26	3-17-26	
Ethylbenzene	ND	0.20	EPA 8260D	3-17-26	3-17-26	
m,p-Xylene	ND	0.40	EPA 8260D	3-17-26	3-17-26	
o-Xylene	ND	0.20	EPA 8260D	3-17-26	3-17-26	
Styrene	ND	0.20	EPA 8260D	3-17-26	3-17-26	
Bromoform	ND	1.0	EPA 8260D	3-17-26	3-17-26	
Isopropylbenzene	ND	0.20	EPA 8260D	3-17-26	3-17-26	
Bromobenzene	ND	0.20	EPA 8260D	3-17-26	3-17-26	
1,1,2,2-Tetrachloroethane	ND	0.20	EPA 8260D	3-17-26	3-17-26	
1,2,3-Trichloropropane	ND	0.20	EPA 8260D	3-17-26	3-17-26	
n-Propylbenzene	ND	0.20	EPA 8260D	3-17-26	3-17-26	
2-Chlorotoluene	ND	0.20	EPA 8260D	3-17-26	3-17-26	
4-Chlorotoluene	ND	0.20	EPA 8260D	3-17-26	3-17-26	
1,3,5-Trimethylbenzene	ND	0.20	EPA 8260D	3-17-26	3-17-26	
tert-Butylbenzene	ND	0.20	EPA 8260D	3-17-26	3-17-26	
1,2,4-Trimethylbenzene	ND	0.20	EPA 8260D	3-17-26	3-17-26	
sec-Butylbenzene	ND	0.20	EPA 8260D	3-17-26	3-17-26	
1,3-Dichlorobenzene	ND	0.20	EPA 8260D	3-17-26	3-17-26	
p-Isopropyltoluene	ND	0.20	EPA 8260D	3-17-26	3-17-26	
1,4-Dichlorobenzene	ND	0.20	EPA 8260D	3-17-26	3-17-26	
1,2-Dichlorobenzene	ND	0.20	EPA 8260D	3-17-26	3-17-26	
n-Butylbenzene	ND	0.20	EPA 8260D	3-17-26	3-17-26	
1,2-Dibromo-3-chloropropane	ND	1.0	EPA 8260D	3-17-26	3-17-26	
1,2,4-Trichlorobenzene	ND	0.20	EPA 8260D	3-17-26	3-17-26	
Hexachlorobutadiene	ND	1.0	EPA 8260D	3-17-26	3-17-26	
Naphthalene	ND	1.0	EPA 8260D	3-17-26	3-17-26	
1,2,3-Trichlorobenzene	ND	1.0	EPA 8260D	3-17-26	3-17-26	
Surrogate:	*Percent Recovery*	*Control Limits*				
Dibromofluoromethane	*84*	*68-133*				
Toluene-d8	*95*	*79-123*				
4-Bromofluorobenzene	*99*	*78-117*				

This report pertains to the samples analyzed in accordance with the chain of custody, and is intended only for the use of the individual or company to whom it is addressed.

Date of Report: April 7, 2026
Samples Submitted: March 13, 2026
Laboratory Reference: 2603-194
Project: 791014801

VOLATILE ORGANICS EPA 8260D/SIM
page 1 of 2

Matrix: Water
Units: ug/L

Analyte	Result	PQL	Method	Date Prepared	Date Analyzed	Flags
Client ID:	**MW-8**					
Laboratory ID:	03-194-03					
Dichlorodifluoromethane	ND	0.20	EPA 8260D	3-17-26	3-17-26	
Chloromethane	ND	1.0	EPA 8260D	3-17-26	3-17-26	
Vinyl Chloride (SIM)	ND	0.020	EPA 8260D/SIM	3-17-26	3-17-26	
Bromomethane	ND	1.0	EPA 8260D	3-17-26	3-17-26	
Chloroethane	ND	1.0	EPA 8260D	3-17-26	3-17-26	
Trichlorofluoromethane	ND	0.20	EPA 8260D	3-17-26	3-17-26	
1,1-Dichloroethene	ND	0.20	EPA 8260D	3-17-26	3-17-26	
Acetone	ND	5.0	EPA 8260D	3-17-26	3-17-26	
Iodomethane	ND	1.0	EPA 8260D	3-17-26	3-17-26	
Carbon Disulfide	ND	0.20	EPA 8260D	3-17-26	3-17-26	
Methylene Chloride	ND	1.0	EPA 8260D	3-17-26	3-17-26	
(trans) 1,2-Dichloroethene	ND	0.20	EPA 8260D	3-17-26	3-17-26	
Methyl t-Butyl Ether	ND	0.20	EPA 8260D	3-17-26	3-17-26	
1,1-Dichloroethane	ND	0.20	EPA 8260D	3-17-26	3-17-26	
Vinyl Acetate	ND	1.0	EPA 8260D	3-17-26	3-17-26	
2,2-Dichloropropane	ND	0.20	EPA 8260D	3-17-26	3-17-26	
(cis) 1,2-Dichloroethene	ND	0.20	EPA 8260D	3-17-26	3-17-26	
2-Butanone	ND	5.0	EPA 8260D	3-17-26	3-17-26	
Bromochloromethane	ND	0.20	EPA 8260D	3-17-26	3-17-26	
Chloroform	ND	0.20	EPA 8260D	3-17-26	3-17-26	
1,1,1-Trichloroethane	ND	0.20	EPA 8260D	3-17-26	3-17-26	
Carbon Tetrachloride	ND	0.20	EPA 8260D	3-17-26	3-17-26	
1,1-Dichloropropene	ND	0.20	EPA 8260D	3-17-26	3-17-26	
Benzene	ND	0.20	EPA 8260D	3-17-26	3-17-26	
1,2-Dichloroethane	ND	0.20	EPA 8260D	3-17-26	3-17-26	
Trichloroethene	ND	0.20	EPA 8260D	3-17-26	3-17-26	
1,2-Dichloropropane	ND	0.20	EPA 8260D	3-17-26	3-17-26	
Dibromomethane	ND	0.20	EPA 8260D	3-17-26	3-17-26	
Bromodichloromethane	ND	0.20	EPA 8260D	3-17-26	3-17-26	
(cis) 1,3-Dichloropropene	ND	0.20	EPA 8260D	3-17-26	3-17-26	
Methyl Isobutyl Ketone	ND	2.0	EPA 8260D	3-17-26	3-17-26	
Toluene	ND	1.0	EPA 8260D	3-17-26	3-17-26	

This report pertains to the samples analyzed in accordance with the chain of custody, and is intended only for the use of the individual or company to whom it is addressed.

Date of Report: April 7, 2026
Samples Submitted: March 13, 2026
Laboratory Reference: 2603-194
Project: 791014801

VOLATILE ORGANICS EPA 8260D/SIM
page 2 of 2

Analyte	Result	PQL	Method	Date Prepared	Date Analyzed	Flags
Client ID:	**MW-8**					
Laboratory ID:	03-194-03					
(trans) 1,3-Dichloropropene	ND	0.20	EPA 8260D	3-17-26	3-17-26	
1,1,2-Trichloroethane	ND	0.20	EPA 8260D	3-17-26	3-17-26	
Tetrachloroethene	ND	0.20	EPA 8260D	3-17-26	3-17-26	
1,3-Dichloropropane	ND	0.20	EPA 8260D	3-17-26	3-17-26	
2-Hexanone	ND	2.0	EPA 8260D	3-17-26	3-17-26	
Dibromochloromethane	ND	0.20	EPA 8260D	3-17-26	3-17-26	
1,2-Dibromoethane	ND	0.20	EPA 8260D	3-17-26	3-17-26	
Chlorobenzene	ND	0.20	EPA 8260D	3-17-26	3-17-26	
1,1,1,2-Tetrachloroethane	ND	0.20	EPA 8260D	3-17-26	3-17-26	
Ethylbenzene	ND	0.20	EPA 8260D	3-17-26	3-17-26	
m,p-Xylene	ND	0.40	EPA 8260D	3-17-26	3-17-26	
o-Xylene	ND	0.20	EPA 8260D	3-17-26	3-17-26	
Styrene	ND	0.20	EPA 8260D	3-17-26	3-17-26	
Bromoform	ND	1.0	EPA 8260D	3-17-26	3-17-26	
Isopropylbenzene	ND	0.20	EPA 8260D	3-17-26	3-17-26	
Bromobenzene	ND	0.20	EPA 8260D	3-17-26	3-17-26	
1,1,2,2-Tetrachloroethane	ND	0.20	EPA 8260D	3-17-26	3-17-26	
1,2,3-Trichloropropane	ND	0.20	EPA 8260D	3-17-26	3-17-26	
n-Propylbenzene	ND	0.20	EPA 8260D	3-17-26	3-17-26	
2-Chlorotoluene	ND	0.20	EPA 8260D	3-17-26	3-17-26	
4-Chlorotoluene	ND	0.20	EPA 8260D	3-17-26	3-17-26	
1,3,5-Trimethylbenzene	ND	0.20	EPA 8260D	3-17-26	3-17-26	
tert-Butylbenzene	ND	0.20	EPA 8260D	3-17-26	3-17-26	
1,2,4-Trimethylbenzene	ND	0.20	EPA 8260D	3-17-26	3-17-26	
sec-Butylbenzene	ND	0.20	EPA 8260D	3-17-26	3-17-26	
1,3-Dichlorobenzene	ND	0.20	EPA 8260D	3-17-26	3-17-26	
p-Isopropyltoluene	ND	0.20	EPA 8260D	3-17-26	3-17-26	
1,4-Dichlorobenzene	ND	0.20	EPA 8260D	3-17-26	3-17-26	
1,2-Dichlorobenzene	ND	0.20	EPA 8260D	3-17-26	3-17-26	
n-Butylbenzene	ND	0.20	EPA 8260D	3-17-26	3-17-26	
1,2-Dibromo-3-chloropropane	ND	1.0	EPA 8260D	3-17-26	3-17-26	
1,2,4-Trichlorobenzene	ND	0.20	EPA 8260D	3-17-26	3-17-26	
Hexachlorobutadiene	ND	1.0	EPA 8260D	3-17-26	3-17-26	
Naphthalene	ND	1.0	EPA 8260D	3-17-26	3-17-26	
1,2,3-Trichlorobenzene	ND	1.0	EPA 8260D	3-17-26	3-17-26	
Surrogate:	*Percent Recovery*	*Control Limits*				
Dibromofluoromethane	*85*	*68-133*				
Toluene-d8	*95*	*79-123*				
4-Bromofluorobenzene	*100*	*78-117*				

This report pertains to the samples analyzed in accordance with the chain of custody, and is intended only for the use of the individual or company to whom it is addressed.

Date of Report: April 7, 2026
Samples Submitted: March 13, 2026
Laboratory Reference: 2603-194
Project: 791014801

VOLATILE ORGANICS EPA 8260D/SIM
QUALITY CONTROL
page 1 of 2

Matrix: Water
Units: ug/L

Analyte	Result	PQL	Method	Date Prepared	Date Analyzed	Flags
METHOD BLANK						
Laboratory ID:	MB0317W2					
Dichlorodifluoromethane	ND	0.20	EPA 8260D	3-17-26	3-17-26	
Chloromethane	ND	1.0	EPA 8260D	3-17-26	3-17-26	
Vinyl Chloride (SIM)	ND	0.020	EPA 8260D/SIM	3-17-26	3-17-26	
Bromomethane	ND	1.0	EPA 8260D	3-17-26	3-17-26	
Chloroethane	ND	1.0	EPA 8260D	3-17-26	3-17-26	
Trichlorofluoromethane	ND	0.20	EPA 8260D	3-17-26	3-17-26	
1,1-Dichloroethene	ND	0.20	EPA 8260D	3-17-26	3-17-26	
Acetone	ND	5.0	EPA 8260D	3-17-26	3-17-26	
Iodomethane	ND	1.0	EPA 8260D	3-17-26	3-17-26	
Carbon Disulfide	ND	0.20	EPA 8260D	3-17-26	3-17-26	
Methylene Chloride	ND	1.0	EPA 8260D	3-17-26	3-17-26	
(trans) 1,2-Dichloroethene	ND	0.20	EPA 8260D	3-17-26	3-17-26	
Methyl t-Butyl Ether	ND	0.20	EPA 8260D	3-17-26	3-17-26	
1,1-Dichloroethane	ND	0.20	EPA 8260D	3-17-26	3-17-26	
Vinyl Acetate	ND	1.0	EPA 8260D	3-17-26	3-17-26	
2,2-Dichloropropane	ND	0.20	EPA 8260D	3-17-26	3-17-26	
(cis) 1,2-Dichloroethene	ND	0.20	EPA 8260D	3-17-26	3-17-26	
2-Butanone	ND	5.0	EPA 8260D	3-17-26	3-17-26	
Bromochloromethane	ND	0.20	EPA 8260D	3-17-26	3-17-26	
Chloroform	ND	0.20	EPA 8260D	3-17-26	3-17-26	
1,1,1-Trichloroethane	ND	0.20	EPA 8260D	3-17-26	3-17-26	
Carbon Tetrachloride	ND	0.20	EPA 8260D	3-17-26	3-17-26	
1,1-Dichloropropene	ND	0.20	EPA 8260D	3-17-26	3-17-26	
Benzene	ND	0.20	EPA 8260D	3-17-26	3-17-26	
1,2-Dichloroethane	ND	0.20	EPA 8260D	3-17-26	3-17-26	
Trichloroethene	ND	0.20	EPA 8260D	3-17-26	3-17-26	
1,2-Dichloropropane	ND	0.20	EPA 8260D	3-17-26	3-17-26	
Dibromomethane	ND	0.20	EPA 8260D	3-17-26	3-17-26	
Bromodichloromethane	ND	0.20	EPA 8260D	3-17-26	3-17-26	
(cis) 1,3-Dichloropropene	ND	0.20	EPA 8260D	3-17-26	3-17-26	
Methyl Isobutyl Ketone	ND	2.0	EPA 8260D	3-17-26	3-17-26	
Toluene	ND	1.0	EPA 8260D	3-17-26	3-17-26	

This report pertains to the samples analyzed in accordance with the chain of custody,
and is intended only for the use of the individual or company to whom it is addressed.

Date of Report: April 7, 2026
Samples Submitted: March 13, 2026
Laboratory Reference: 2603-194
Project: 791014801

VOLATILE ORGANICS EPA 8260D/SIM
QUALITY CONTROL
page 2 of 2

Analyte	Result	PQL	Method	Date Prepared	Date Analyzed	Flags
METHOD BLANK						
Laboratory ID:	MB0317W2					
(trans) 1,3-Dichloropropene	ND	0.20	EPA 8260D	3-17-26	3-17-26	
1,1,2-Trichloroethane	ND	0.20	EPA 8260D	3-17-26	3-17-26	
Tetrachloroethene	ND	0.20	EPA 8260D	3-17-26	3-17-26	
1,3-Dichloropropane	ND	0.20	EPA 8260D	3-17-26	3-17-26	
2-Hexanone	ND	2.0	EPA 8260D	3-17-26	3-17-26	
Dibromochloromethane	ND	0.20	EPA 8260D	3-17-26	3-17-26	
1,2-Dibromoethane	ND	0.20	EPA 8260D	3-17-26	3-17-26	
Chlorobenzene	ND	0.20	EPA 8260D	3-17-26	3-17-26	
1,1,1,2-Tetrachloroethane	ND	0.20	EPA 8260D	3-17-26	3-17-26	
Ethylbenzene	ND	0.20	EPA 8260D	3-17-26	3-17-26	
m,p-Xylene	ND	0.40	EPA 8260D	3-17-26	3-17-26	
o-Xylene	ND	0.20	EPA 8260D	3-17-26	3-17-26	
Styrene	ND	0.20	EPA 8260D	3-17-26	3-17-26	
Bromoform	ND	1.0	EPA 8260D	3-17-26	3-17-26	
Isopropylbenzene	ND	0.20	EPA 8260D	3-17-26	3-17-26	
Bromobenzene	ND	0.20	EPA 8260D	3-17-26	3-17-26	
1,1,2,2-Tetrachloroethane	ND	0.20	EPA 8260D	3-17-26	3-17-26	
1,2,3-Trichloropropane	ND	0.20	EPA 8260D	3-17-26	3-17-26	
n-Propylbenzene	ND	0.20	EPA 8260D	3-17-26	3-17-26	
2-Chlorotoluene	ND	0.20	EPA 8260D	3-17-26	3-17-26	
4-Chlorotoluene	ND	0.20	EPA 8260D	3-17-26	3-17-26	
1,3,5-Trimethylbenzene	ND	0.20	EPA 8260D	3-17-26	3-17-26	
tert-Butylbenzene	ND	0.20	EPA 8260D	3-17-26	3-17-26	
1,2,4-Trimethylbenzene	ND	0.20	EPA 8260D	3-17-26	3-17-26	
sec-Butylbenzene	ND	0.20	EPA 8260D	3-17-26	3-17-26	
1,3-Dichlorobenzene	ND	0.20	EPA 8260D	3-17-26	3-17-26	
p-Isopropyltoluene	ND	0.20	EPA 8260D	3-17-26	3-17-26	
1,4-Dichlorobenzene	ND	0.20	EPA 8260D	3-17-26	3-17-26	
1,2-Dichlorobenzene	ND	0.20	EPA 8260D	3-17-26	3-17-26	
n-Butylbenzene	ND	0.20	EPA 8260D	3-17-26	3-17-26	
1,2-Dibromo-3-chloropropane	ND	1.0	EPA 8260D	3-17-26	3-17-26	
1,2,4-Trichlorobenzene	ND	0.20	EPA 8260D	3-17-26	3-17-26	
Hexachlorobutadiene	ND	1.0	EPA 8260D	3-17-26	3-17-26	
Naphthalene	ND	1.0	EPA 8260D	3-17-26	3-17-26	
1,2,3-Trichlorobenzene	ND	1.0	EPA 8260D	3-17-26	3-17-26	
Surrogate:	*Percent Recovery*	*Control Limits*				
Dibromofluoromethane	*90*	*68-133*				
Toluene-d8	*100*	*79-123*				
4-Bromofluorobenzene	*103*	*78-117*				

This report pertains to the samples analyzed in accordance with the chain of custody, and is intended only for the use of the individual or company to whom it is addressed.

Date of Report: April 7, 2026
Samples Submitted: March 13, 2026
Laboratory Reference: 2603-194
Project: 791014801

VOLATILE ORGANICS EPA 8260D/SIM
QUALITY CONTROL
page 1 of 2

Matrix: Water
Units: ug/L

Analyte	Result		Spike Level		Percent Recovery		Recovery Limits	RPD	RPD Limit	Flags
SPIKE BLANKS										
Laboratory ID:	SB0317W2									
	SB	SBD	SB	SBD	SB	SBD				
Dichlorodifluoromethane	**9.93**	**8.63**	10.0	10.0	99	86	34-166	14	25	
Chloromethane	**8.31**	**7.66**	10.0	10.0	83	77	38-141	8	31	
Vinyl Chloride	**8.81**	**8.05**	10.0	10.0	88	81	67-131	9	16	
Bromomethane	**8.97**	**8.43**	10.0	10.0	90	84	30-155	6	34	
Chloroethane	**9.26**	**8.54**	10.0	10.0	93	85	63-130	8	18	
Trichlorofluoromethane	**9.74**	**8.88**	10.0	10.0	97	89	80-131	9	17	
1,1-Dichloroethene	**9.64**	**8.86**	10.0	10.0	96	89	77-125	8	15	
Acetone	**6.23**	**7.21**	10.0	10.0	62	72	45-135	15	24	
Iodomethane	**6.20**	**5.87**	10.0	10.0	62	59	27-146	5	33	
Carbon Disulfide	**5.09**	**4.84**	10.0	10.0	51	48	41-150	5	19	
Methylene Chloride	**8.60**	**8.12**	10.0	10.0	86	81	66-123	6	15	
(trans) 1,2-Dichloroethene	**9.28**	**8.56**	10.0	10.0	93	86	76-126	8	15	
Methyl t-Butyl Ether	**8.55**	**8.14**	10.0	10.0	86	81	73-129	5	15	
1,1-Dichloroethane	**9.19**	**8.52**	10.0	10.0	92	85	75-126	8	15	
Vinyl Acetate	**7.70**	**7.54**	10.0	10.0	77	75	57-139	2	15	
2,2-Dichloropropane	**9.17**	**8.63**	10.0	10.0	92	86	75-154	6	19	
(cis) 1,2-Dichloroethene	**9.13**	**8.38**	10.0	10.0	91	84	77-129	9	15	
2-Butanone	**8.26**	**8.33**	10.0	10.0	83	83	62-129	1	17	
Bromochloromethane	**9.74**	**9.04**	10.0	10.0	97	90	72-129	7	19	
Chloroform	**9.30**	**8.64**	10.0	10.0	93	86	72-125	7	15	
1,1,1-Trichloroethane	**9.45**	**8.76**	10.0	10.0	95	88	79-127	8	15	
Carbon Tetrachloride	**9.90**	**9.02**	10.0	10.0	99	90	78-131	9	15	
1,1-Dichloropropene	**9.45**	**8.74**	10.0	10.0	95	87	77-124	8	15	
Benzene	**9.24**	**8.49**	10.0	10.0	92	85	75-126	8	15	
1,2-Dichloroethane	**9.11**	**8.58**	10.0	10.0	91	86	74-128	6	15	
Trichloroethene	**10.6**	**9.80**	10.0	10.0	106	98	80-130	8	15	
1,2-Dichloropropane	**10.2**	**9.58**	10.0	10.0	102	96	80-124	6	15	
Dibromomethane	**10.5**	**9.89**	10.0	10.0	105	99	80-131	6	15	
Bromodichloromethane	**10.4**	**9.72**	10.0	10.0	104	97	81-131	7	15	
(cis) 1,3-Dichloropropene	**10.4**	**9.83**	10.0	10.0	104	98	74-136	6	15	
Methyl Isobutyl Ketone	**9.26**	**9.01**	10.0	10.0	93	90	67-132	3	15	
Toluene	**9.93**	**9.19**	10.0	10.0	99	92	75-127	8	15	
(trans) 1,3-Dichloropropene	**11.0**	**10.5**	10.0	10.0	110	105	69-137	5	15	

This report pertains to the samples analyzed in accordance with the chain of custody, and is intended only for the use of the individual or company to whom it is addressed.

Date of Report: April 7, 2026
Samples Submitted: March 13, 2026
Laboratory Reference: 2603-194
Project: 791014801

VOLATILE ORGANICS EPA 8260D/SIM
QUALITY CONTROL
page 2 of 2

Analyte	Result		Spike Level		Percent Recovery		Recovery Limits	RPD	RPD Limit	Flags
SPIKE BLANKS										
Laboratory ID:	SB0317W2									
	SB	SBD	SB	SBD	SB	SBD				
1,1,2-Trichloroethane	**10.8**	**10.3**	10.0	10.0	108	103	80-122	5	15	
Tetrachloroethene	**11.3**	**10.5**	10.0	10.0	113	105	80-130	7	20	
1,3-Dichloropropane	**10.6**	**10.1**	10.0	10.0	106	101	82-128	5	15	
2-Hexanone	**8.10**	**8.31**	10.0	10.0	81	83	67-130	3	19	
Dibromochloromethane	**11.5**	**10.9**	10.0	10.0	115	109	58-149	5	32	
1,2-Dibromoethane	**11.2**	**10.8**	10.0	10.0	112	108	82-127	4	15	
Chlorobenzene	**11.0**	**10.2**	10.0	10.0	110	102	80-120	8	15	
1,1,1,2-Tetrachloroethane	**11.7**	**10.9**	10.0	10.0	117	109	80-127	7	15	
Ethylbenzene	**10.9**	**10.1**	10.0	10.0	109	101	80-124	8	15	
m,p-Xylene	**22.2**	**20.5**	20.0	20.0	111	103	80-124	8	15	
o-Xylene	**11.1**	**10.3**	10.0	10.0	111	103	80-123	7	15	
Styrene	**11.3**	**10.6**	10.0	10.0	113	106	82-125	6	15	
Bromoform	**11.6**	**11.2**	10.0	10.0	116	112	66-136	4	15	
Isopropylbenzene	**11.2**	**10.5**	10.0	10.0	112	105	80-127	6	15	
Bromobenzene	**11.3**	**10.5**	10.0	10.0	113	105	82-123	7	15	
1,1,2,2-Tetrachloroethane	**11.2**	**10.9**	10.0	10.0	112	109	78-124	3	15	
1,2,3-Trichloropropane	**10.9**	**10.4**	10.0	10.0	109	104	67-123	5	15	
n-Propylbenzene	**11.3**	**10.5**	10.0	10.0	113	105	80-129	7	15	
2-Chlorotoluene	**11.4**	**10.6**	10.0	10.0	114	106	77-126	7	15	
4-Chlorotoluene	**11.4**	**10.7**	10.0	10.0	114	107	79-128	6	15	
1,3,5-Trimethylbenzene	**11.5**	**10.7**	10.0	10.0	115	107	79-128	7	15	
tert-Butylbenzene	**11.4**	**10.5**	10.0	10.0	114	105	80-127	8	15	
1,2,4-Trimethylbenzene	**11.6**	**10.8**	10.0	10.0	116	108	80-128	7	15	
sec-Butylbenzene	**11.6**	**10.8**	10.0	10.0	116	108	79-130	7	15	
1,3-Dichlorobenzene	**11.4**	**10.6**	10.0	10.0	114	106	79-125	7	15	
p-Isopropyltoluene	**11.5**	**10.6**	10.0	10.0	115	106	80-132	8	15	
1,4-Dichlorobenzene	**11.0**	**10.4**	10.0	10.0	110	104	78-123	6	15	
1,2-Dichlorobenzene	**11.5**	**10.7**	10.0	10.0	115	107	79-125	7	15	
n-Butylbenzene	**11.4**	**10.6**	10.0	10.0	114	106	78-138	7	16	
1,2-Dibromo-3-chloropropane	**10.5**	**10.8**	10.0	10.0	105	108	62-133	3	17	
1,2,4-Trichlorobenzene	**11.2**	**10.8**	10.0	10.0	112	108	74-140	4	20	
Hexachlorobutadiene	**12.2**	**11.5**	10.0	10.0	122	115	76-144	6	22	
Naphthalene	**9.56**	**9.61**	10.0	10.0	96	96	55-132	1	23	
1,2,3-Trichlorobenzene	**10.9**	**10.4**	10.0	10.0	109	104	64-142	5	28	
Surrogate:										
Dibromofluoromethane					*90*	*89*	*68-133*			
Toluene-d8					*98*	*97*	*79-123*			
4-Bromofluorobenzene					*102*	*101*	*78-117*			

This report pertains to the samples analyzed in accordance with the chain of custody, and is intended only for the use of the individual or company to whom it is addressed.

OnSite Environmental Inc.

Data Qualifiers and Abbreviations

A - Due to a high sample concentration, the amount spiked is insufficient for meaningful MS/MSD recovery data.

B - The analyte indicated was also found in the blank sample.

C - The duplicate RPD is outside control limits due to high result variability when analyte concentrations are within five times the quantitation limit.

E - The value reported exceeds the quantitation range and is an estimate.

F - Surrogate recovery data is not available due to the high concentration of coeluting target compounds.

H - The analyte indicated is a common laboratory solvent and may have been introduced during sample preparation, and be impacting the sample result.

I - Compound recovery is outside of the control limits.

J - The value reported was below the practical quantitation limit. The value is an estimate.

K - Sample duplicate RPD is outside control limits due to sample inhomogeneity. The sample was re-extracted and re-analyzed with similar results.

L - The RPD is outside of the control limits.

M - Hydrocarbons in the gasoline range are impacting the diesel range result.

M1 - Hydrocarbons in the gasoline range (toluene-naphthalene) are present in the sample.

N - Hydrocarbons in the lube oil range are impacting the diesel range result.

N1 - Hydrocarbons in diesel range are impacting lube oil range results.

O - Hydrocarbons indicative of heavier fuels are present in the sample and are impacting the gasoline result.

P - The RPD of the detected concentrations between the two columns is greater than 40.

Q - Surrogate recovery is outside of the control limits.

S - Surrogate recovery data is not available due to the necessary dilution of the sample.

T - The sample chromatogram is not similar to a typical _____.

U - The analyte was analyzed for, but was not detected above the reported sample quantitation limit.

U1 - The practical quantitation limit is elevated due to interferences present in the sample.

V - Matrix Spike/Matrix Spike Duplicate recoveries are outside control limits due to matrix effects.

W - Matrix Spike/Matrix Spike Duplicate RPD are outside control limits due to matrix effects.

X - Sample extract treated with a mercury cleanup procedure.

X1 - Sample extract treated with a sulfuric acid/silica gel cleanup procedure.

X2 - Sample extract treated with a silica gel cleanup procedure.

Y - The calibration verification for this analyte exceeded the 20% drift specified in methods 8260 & 8270, and therefore the reported result should be considered an estimate. The overall performance of the calibration verification standard met the acceptance criteria of the method.

Y1 - Negative effects of the matrix from this sample on the instrument caused values for this analyte in the bracketing continuing calibration verification standard (CCVs) to be outside of 20% acceptance criteria. Because of this, quantitation limits and sample concentrations should be considered estimates.

Z -

ND - Not Detected at PQL
PQL - Practical Quantitation Limit
RPD - Relative Percent Difference

This report pertains to the samples analyzed in accordance with the chain of custody, and is intended only for the use of the individual or company to whom it is addressed.

Am Test Inc.
13600 NE 126th Place Suite C
Kirkland, WA
(425) 885-1664
www.amtestlab.com

Professional Analytical Services

April 01, 2026

OnSite Environmental Inc.
14648 NE 95th ST
Redmond, WA 98052
Attention: David Baumeister

Project: Onsite (Chem)
Project Number: 791014801
COC Number: 03-194

David Baumeister:

Enclosed please find the analytical data for your Onsite (Chem) project.

Your sample(s) were received on Friday, March 13, 2026 and properly maintained prior to the subsequent analysis. The analytical procedures used at AmTest are well documented and are typically derived from the protocols of the EPA, USDA, FDA, Standard Methods or the Army Corps of Engineers.

Following the analytical results you will find the Quality Control (QA/QC) results.

Please note that the detection limits that are listed in the body of the report refer to the Practical Quantitation Limits (PQL's), as opposed to the Method Detection Limits (MDL's).

If you should have any questions pertaining to the data package, please feel free to contact me.
Sincerely,

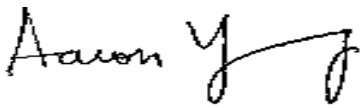

Aaron Young
President
aarony@amtestlab.com

Am Test Inc.
13600 NE 126th Place Suite C
Kirkland, WA
(425) 885-1664
www.amtestlab.com

ANALYSIS REPORT

Professional Analytical Services

Date Received: 03/13/26
Date Reported: 04/01/26

OnSite Environmental Inc.
14648 NE 95th ST
Redmond, WA 98052
Attention: David Baumeister
Project Name: Onsite (Chem)
Project #: 791014801

Reported Samples

Lab ID	Sample	Matrix	Qualifiers	Date Sampled	Date Received
A26C0331-01	MW-4	Water		03/12/2026	03/13/2026
A26C0331-02	MW-5	Water		03/12/2026	03/13/2026
A26C0331-03	MW-8	Water		03/12/2026	03/13/2026

The contents of this report apply to the sample(s) analyzed in accordance with the chain of custody document.
No duplication of this report is allowed, except in its entirety.

Am Test Inc.
13600 NE 126th Place Suite C
Kirkland, WA
(425) 885-1664
www.amtestlab.com

AMTEST LABORATORIES

Professional Analytical Services

ANALYSIS REPORT

Date Received: 03/13/26
Date Reported: 04/01/26

OnSite Environmental Inc.
14648 NE 95th ST
Redmond, WA 98052
Attention: David Baumeister
Project Name: Onsite (Chem)
Project #: 791014801

AMTEST Identification Number: A26C0331-01
Client Identification: MW-4
Sampling Date: 03/12/26 17:10

Conventional Chemistry Parameters by APHA/EPA Methods

PARAMETER	RESULT	UNITS	Q	R.L.	METHOD	ANALYST	DATE
Color	40.0	Color Units		5.0	SM 2120B_2011	JL	03/13/2026
Conductivity	153	umhos/cm		0.50	SM 2510B_2011	JL	03/13/2026
pH	6.9	pH Units		0.1	SM 4500-H+B_2011	JL	03/13/2026
Total Cyanide	ND	mg/L	U	0.005	SM 4500CN-E_2011	AE	03/20/2026
Total Dissolved Solids	115	mg/L		5.00	SM 2540C_2011	KH	03/18/2026
Turbidity	27.7	NTU		0.05	EPA 180.1_2_1993	JL	03/13/2026

Anions by EPA Method 300.0

PARAMETER	RESULT	UNITS	Q	R.L.	METHOD	ANALYST	DATE
Chloride	4.35	mg/L		0.10	EPA 300.0_2.1_1993	AL	03/16/2026
Fluoride	ND	mg/L		0.05	EPA 300.0_2.1_1993	AL	03/16/2026
Nitrate Nitrogen	0.396	mg/L	HT	0.025	EPA 300.0_2.1_1993	AL	03/16/2026
Nitrite Nitrogen	0.041	mg/L	HT	0.005	EPA 300.0_2.1_1993	AL	03/16/2026
Sulfate	3.08	mg/L		0.10	EPA 300.0_2.1_1993	AL	03/16/2026
Total Nitrate + Nitrite	0.437	mg/L	HT	0.025	EPA 300.0_2.1_1993	AL	03/16/2026

Metals by EPA 200 Series Methods

PARAMETER	RESULT	UNITS	Q	R.L.	METHOD	ANALYST	DATE
Total Antimony	5.095	ug/L		0.300	EPA 200.8_5.4_1994	LF	03/27/2026
Total Arsenic	0.795	ug/L		0.100	EPA 200.8_5.4_1994	LF	03/27/2026
Total Barium	13.13	ug/L		0.300	EPA 200.8_5.4_1994	LF	03/27/2026
Total Beryllium	ND	ug/L	U	0.300	EPA 200.8_5.4_1994	LF	03/27/2026
Total Cadmium	ND	ug/L	U	0.100	EPA 200.8_5.4_1994	LF	03/27/2026
Total Calcium	11.5	mg/L		0.200	EPA 200.7_4.4_1994	LF	03/18/2026
Total Chromium	2.823	ug/L		0.500	EPA 200.8_5.4_1994	LF	03/27/2026
Total Copper	3.915	ug/L		0.500	EPA 200.8_5.4_1994	LF	03/27/2026
Hardness as (CaCO3)	55.0	mg/L		1.00	EPA 200.7_4.4_1994	LF	03/18/2026
Total Iron	4.27	mg/L		0.030	EPA 200.7_4.4_1994	LF	03/18/2026
Total Lead	0.385	ug/L		0.200	EPA 200.8_5.4_1994	LF	03/27/2026
Total Magnesium	6.41	mg/L		0.050	EPA 200.7_4.4_1994	LF	03/18/2026

The contents of this report apply to the sample(s) analyzed in accordance with the chain of custody document.
No duplication of this report is allowed, except in its entirety.

Am Test Inc.
13600 NE 126th Place Suite C
Kirkland, WA
(425) 885-1664
www.amtestlab.com

AMTEST LABORATORIES

Professional Analytical Services

ANALYSIS REPORT

Date Received: 03/13/26
Date Reported: 04/01/26

OnSite Environmental Inc.
14648 NE 95th ST
Redmond, WA 98052
Attention: David Baumeister
Project Name: Onsite (Chem)
Project #: 791014801

AMTEST Identification Number: A26C0331-01
Client Identification: MW-4
Sampling Date: 03/12/26 17:10

Metals by EPA 200 Series Methods (Continued)

PARAMETER	RESULT	UNITS	Q	R.L.	METHOD	ANALYST	DATE
Total Manganese	255.4	ug/L		0.200	EPA 200.8_5.4_1994	LF	03/27/2026
Total Mercury	ND	ug/L		0.100	EPA 245.1_3_1994	LF	03/24/2026
Total Nickel	8.324	ug/L		0.200	EPA 200.8_5.4_1994	LF	03/27/2026
Total Selenium	ND	ug/L	U	1.000	EPA 200.8_5.4_1994	LF	03/27/2026
Total Silver	0.254	ug/L		0.200	EPA 200.8_5.4_1994	LF	03/27/2026
Total Sodium	6.91	mg/L		0.100	EPA 200.7_4.4_1994	LF	03/18/2026
Total Thallium	ND	ug/L	U	0.100	EPA 200.8_5.4_1994	LF	03/27/2026
Total Zinc	34.28	ug/L		0.500	EPA 200.8_5.4_1994	LF	03/27/2026

The contents of this report apply to the sample(s) analyzed in accordance with the chain of custody document.
No duplication of this report is allowed, except in its entirety.

Am Test Inc.
13600 NE 126th Place Suite C
Kirkland, WA
(425) 885-1664
www.amtestlab.com

AMTEST LABORATORIES

Professional Analytical Services

ANALYSIS REPORT

Date Received: 03/13/26
Date Reported: 04/01/26

OnSite Environmental Inc.
14648 NE 95th ST
Redmond, WA 98052
Attention: David Baumeister
Project Name: Onsite (Chem)
Project #: 791014801

AMTEST Identification Number: A26C0331-02
Client Identification: MW-5
Sampling Date: 03/12/26 14:46

Conventional Chemistry Parameters by APHA/EPA Methods

PARAMETER	RESULT	UNITS	Q	R.L.	METHOD	ANALYST	DATE
Color	5.0	Color Units		5.0	SM 2120B_2011	JL	03/13/2026
Conductivity	304	umhos/cm		0.50	SM 2510B_2011	JL	03/13/2026
pH	6.7	pH Units		0.1	SM 4500-H+B_2011	JL	03/13/2026
Total Cyanide	ND	mg/L	U	0.005	SM 4500CN-E_2011	AE	03/20/2026
Total Dissolved Solids	187	mg/L		5.00	SM 2540C_2011	KH	03/18/2026
Turbidity	1.18	NTU		0.05	EPA 180.1_2_1993	JL	03/13/2026

Anions by EPA Method 300.0

PARAMETER	RESULT	UNITS	Q	R.L.	METHOD	ANALYST	DATE
Chloride	15.3	mg/L	D	1.00	EPA 300.0_2.1_1993	AL	03/16/2026
Fluoride	ND	mg/L		0.05	EPA 300.0_2.1_1993	AL	03/16/2026
Nitrate Nitrogen	0.571	mg/L	HT	0.025	EPA 300.0_2.1_1993	AL	03/16/2026
Nitrite Nitrogen	ND	mg/L	HT	0.005	EPA 300.0_2.1_1993	AL	03/16/2026
Sulfate	4.75	mg/L		0.10	EPA 300.0_2.1_1993	AL	03/16/2026
Total Nitrate + Nitrite	0.571	mg/L	HT	0.025	EPA 300.0_2.1_1993	AL	03/16/2026

Metals by EPA 200 Series Methods

PARAMETER	RESULT	UNITS	Q	R.L.	METHOD	ANALYST	DATE
Total Antimony	ND	ug/L	U	0.300	EPA 200.8_5.4_1994	LF	03/27/2026
Total Arsenic	0.399	ug/L		0.100	EPA 200.8_5.4_1994	LF	03/27/2026
Total Barium	4.829	ug/L		0.300	EPA 200.8_5.4_1994	LF	03/27/2026
Total Beryllium	ND	ug/L	U	0.300	EPA 200.8_5.4_1994	LF	03/27/2026
Total Cadmium	ND	ug/L	U	0.100	EPA 200.8_5.4_1994	LF	03/27/2026
Total Calcium	27.4	mg/L		0.200	EPA 200.7_4.4_1994	LF	03/18/2026
Total Chromium	0.336	ug/L	J	0.500	EPA 200.8_5.4_1994	LF	03/27/2026
Total Copper	ND	ug/L	U	0.500	EPA 200.8_5.4_1994	LF	03/27/2026
Hardness as (CaCO3)	133	mg/L		1.00	EPA 200.7_4.4_1994	LF	03/18/2026
Total Iron	0.079	mg/L		0.030	EPA 200.7_4.4_1994	LF	03/18/2026
Total Lead	ND	ug/L	U	0.200	EPA 200.8_5.4_1994	LF	03/27/2026
Total Magnesium	15.7	mg/L		0.050	EPA 200.7_4.4_1994	LF	03/18/2026

The contents of this report apply to the sample(s) analyzed in accordance with the chain of custody document.
No duplication of this report is allowed, except in its entirety.

Am Test Inc.
13600 NE 126th Place Suite C
Kirkland, WA
(425) 885-1664
www.amtestlab.com

ANALYSIS REPORT

Professional Analytical Services

Date Received: 03/13/26
Date Reported: 04/01/26

OnSite Environmental Inc.
14648 NE 95th ST
Redmond, WA 98052
Attention: David Baumeister
Project Name: Onsite (Chem)
Project #: 791014801

AMTEST Identification Number: A26C0331-02
Client Identification: MW-5
Sampling Date: 03/12/26 14:46

Metals by EPA 200 Series Methods (Continued)

PARAMETER	RESULT	UNITS	Q	R.L.	METHOD	ANALYST	DATE
Total Manganese	2.478	ug/L		0.200	EPA 200.8_5.4_1994	LF	03/27/2026
Total Mercury	ND	ug/L		0.100	EPA 245.1_3_1994	LF	03/24/2026
Total Nickel	0.628	ug/L		0.200	EPA 200.8_5.4_1994	LF	03/27/2026
Total Selenium	ND	ug/L	U	1.000	EPA 200.8_5.4_1994	LF	03/27/2026
Total Silver	ND	ug/L	U	0.200	EPA 200.8_5.4_1994	LF	03/27/2026
Total Sodium	8.70	mg/L		0.100	EPA 200.7_4.4_1994	LF	03/18/2026
Total Thallium	ND	ug/L	U	0.100	EPA 200.8_5.4_1994	LF	03/27/2026
Total Zinc	0.750	ug/L		0.500	EPA 200.8_5.4_1994	LF	03/27/2026

The contents of this report apply to the sample(s) analyzed in accordance with the chain of custody document.
No duplication of this report is allowed, except in its entirety.

Am Test Inc.
13600 NE 126th Place Suite C
Kirkland, WA
(425) 885-1664
www.amtestlab.com

AMTEST LABORATORIES

Professional Analytical Services

ANALYSIS REPORT

Date Received: 03/13/26
Date Reported: 04/01/26

OnSite Environmental Inc.
14648 NE 95th ST
Redmond, WA 98052
Attention: David Baumeister
Project Name: Onsite (Chem)
Project #: 791014801

AMTEST Identification Number: A26C0331-03
Client Identification: MW-8
Sampling Date: 03/12/26 13:04

Conventional Chemistry Parameters by APHA/EPA Methods

PARAMETER	RESULT	UNITS	Q	R.L.	METHOD	ANALYST	DATE
Color	20.0	Color Units		5.0	SM 2120B_2011	JL	03/13/2026
Conductivity	193	umhos/cm		0.50	SM 2510B_2011	JL	03/13/2026
pH	6.6	pH Units		0.1	SM 4500-H+B_2011	JL	03/13/2026
Total Cyanide	ND	mg/L	U	0.005	SM 4500CN-E_2011	AE	03/20/2026
Total Dissolved Solids	131	mg/L		5.00	SM 2540C_2011	KH	03/18/2026
Turbidity	27.2	NTU		0.05	EPA 180.1_2_1993	JL	03/13/2026

Anions by EPA Method 300.0

PARAMETER	RESULT	UNITS	Q	R.L.	METHOD	ANALYST	DATE
Chloride	4.71	mg/L		0.10	EPA 300.0_2.1_1993	AL	03/16/2026
Fluoride	ND	mg/L		0.05	EPA 300.0_2.1_1993	AL	03/16/2026
Nitrate Nitrogen	1.19	mg/L	HT	0.025	EPA 300.0_2.1_1993	AL	03/16/2026
Nitrite Nitrogen	ND	mg/L	HT	0.005	EPA 300.0_2.1_1993	AL	03/16/2026
Sulfate	5.24	mg/L		0.10	EPA 300.0_2.1_1993	AL	03/16/2026
Total Nitrate + Nitrite	1.19	mg/L	HT	0.025	EPA 300.0_2.1_1993	AL	03/16/2026

Metals by EPA 200 Series Methods

PARAMETER	RESULT	UNITS	Q	R.L.	METHOD	ANALYST	DATE
Total Antimony	0.932	ug/L		0.300	EPA 200.8_5.4_1994	LF	03/27/2026
Total Arsenic	1.159	ug/L		0.100	EPA 200.8_5.4_1994	LF	03/27/2026
Total Barium	15.85	ug/L		0.300	EPA 200.8_5.4_1994	LF	03/27/2026
Total Beryllium	ND	ug/L	U	0.300	EPA 200.8_5.4_1994	LF	03/27/2026
Total Cadmium	ND	ug/L	U	0.100	EPA 200.8_5.4_1994	LF	03/27/2026
Total Calcium	15.2	mg/L		0.200	EPA 200.7_4.4_1994	LF	03/18/2026
Total Chromium	2.324	ug/L		0.500	EPA 200.8_5.4_1994	LF	03/27/2026
Total Copper	2.142	ug/L		0.500	EPA 200.8_5.4_1994	LF	03/27/2026
Hardness as (CaCO3)	82.5	mg/L		1.00	EPA 200.7_4.4_1994	LF	03/18/2026
Total Iron	1.70	mg/L		0.030	EPA 200.7_4.4_1994	LF	03/18/2026
Total Lead	0.341	ug/L		0.200	EPA 200.8_5.4_1994	LF	03/27/2026
Total Magnesium	10.8	mg/L		0.050	EPA 200.7_4.4_1994	LF	03/18/2026

The contents of this report apply to the sample(s) analyzed in accordance with the chain of custody document.
No duplication of this report is allowed, except in its entirety.

Am Test Inc.
13600 NE 126th Place Suite C
Kirkland, WA
(425) 885-1664
www.amtestlab.com

ANALYSIS REPORT

Professional Analytical Services

Date Received: 03/13/26
Date Reported: 04/01/26

OnSite Environmental Inc.
14648 NE 95th ST
Redmond, WA 98052
Attention: David Baumeister
Project Name: Onsite (Chem)
Project #: 791014801

AMTEST Identification Number: A26C0331-03
Client Identification: MW-8
Sampling Date: 03/12/26 13:04

Metals by EPA 200 Series Methods (Continued)

PARAMETER	RESULT	UNITS	Q	R.L.	METHOD	ANALYST	DATE
Total Manganese	40.47	ug/L		0.200	EPA 200.8_5.4_1994	LF	03/27/2026
Total Mercury	ND	ug/L		0.100	EPA 245.1_3_1994	LF	03/24/2026
Total Nickel	3.095	ug/L		0.200	EPA 200.8_5.4_1994	LF	03/27/2026
Total Selenium	ND	ug/L	U	1.000	EPA 200.8_5.4_1994	LF	03/27/2026
Total Silver	0.046	ug/L	J	0.200	EPA 200.8_5.4_1994	LF	03/27/2026
Total Sodium	8.02	mg/L		0.100	EPA 200.7_4.4_1994	LF	03/18/2026
Total Thallium	ND	ug/L	U	0.100	EPA 200.8_5.4_1994	LF	03/27/2026
Total Zinc	5.058	ug/L		0.500	EPA 200.8_5.4_1994	LF	03/27/2026

The contents of this report apply to the sample(s) analyzed in accordance with the chain of custody document.
No duplication of this report is allowed, except in its entirety.

Am Test Inc.
13600 NE 126th Place Suite C
Kirkland, WA
(425) 885-1664
www.amtestlab.com

AMTEST LABORATORIES

ANALYSIS REPORT

Professional Analytical Services

Date Received: 03/13/26
Date Reported: 04/01/26

OnSite Environmental Inc.
14648 NE 95th ST
Redmond, WA 98052
Attention: David Baumeister
Project Name: Onsite (Chem)
Project #: 791014801

Quality Control

Conventional Chemistry Parameters by APHA/EPA Methods

Analyte	Result	Qual	Reporting Limit	Units	Spike Level	Source Result	%REC	%REC Limits	RPD	RPD Limit
Batch: BDC0271 - No Prep - WetChem										
Calibration Blank (BDC0271-CCB1)					Prepared & Analyzed: 03/13/26					
Conductivity	0.39			umhos/cm						
Turbidity	0.09	U		NTU						
Calibration Blank (BDC0271-CCB2)					Prepared & Analyzed: 03/13/26					
Conductivity	0.22			umhos/cm						
Turbidity	0.09	U		NTU						
Calibration Check (BDC0271-CCV1)					Prepared & Analyzed: 03/13/26					
Conductivity	191			umhos/cm	200.0		95%	85-115%		
pH	7.0			pH Units	6.860		102%	85-115%		
Turbidity	1.66			NTU	1.690		98%	85-115%		
Calibration Check (BDC0271-CCV2)					Prepared & Analyzed: 03/13/26					
Conductivity	185			umhos/cm	200.0		93%	85-115%		
pH	7.0			pH Units	6.860		102%	85-115%		
Turbidity	1.67			NTU	1.690		99%	85-115%		
Duplicate (BDC0271-DUP1)		**Source: A26C0331-01**			Prepared & Analyzed: 03/13/26					
Color	40.0		5.0	Color Units		40.0			0	10
Conductivity	153		0.50	umhos/cm		153			0.2	10
pH	6.8		0.1	pH Units		6.9			0.4	10
Turbidity	27.9		0.05	NTU		27.7			0.7	10
Batch: BDC0287 - No Prep - WetChem										
Calibration Blank (BDC0287-CCB1)					Prepared: 03/16/26 Analyzed: 03/18/26					
Total Dissolved Solids	ND			mg/L						
Calibration Blank (BDC0287-CCB2)					Prepared: 03/16/26 Analyzed: 03/18/26					
Total Dissolved Solids	ND			mg/L						
Calibration Check (BDC0287-CCV1)					Prepared: 03/16/26 Analyzed: 03/18/26					
Total Dissolved Solids	338			mg/L	350.0		97%	85-115%		
Calibration Check (BDC0287-CCV2)					Prepared: 03/16/26 Analyzed: 03/18/26					
Total Dissolved Solids	351			mg/L	350.0		100%	85-115%		

The contents of this report apply to the sample(s) analyzed in accordance with the chain of custody document.
No duplication of this report is allowed, except in its entirety.

Am Test Inc.
13600 NE 126th Place Suite C
Kirkland, WA
(425) 885-1664
www.amtestlab.com

AMTEST LABORATORIES

ANALYSIS REPORT

Professional Analytical Services

Date Received: 03/13/26
Date Reported: 04/01/26

OnSite Environmental Inc.
14648 NE 95th ST
Redmond, WA 98052
Attention: David Baumeister
Project Name: Onsite (Chem)
Project #: 791014801

Quality Control
(Continued)

Conventional Chemistry Parameters by APHA/EPA Methods (Continued)

Analyte	Result	Qual	Reporting Limit	Units	Spike Level	Source Result	%REC	%REC Limits	RPD	RPD Limit
Batch: BDC0287 - No Prep - WetChem (Continued)										
Duplicate (BDC0287-DUP1)		**Source: A26C0319-02**			Prepared: 03/16/26 Analyzed: 03/18/26					
Total Dissolved Solids	208		5.00	mg/L		198			5	45
Duplicate (BDC0287-DUP2)		**Source: A26C0342-03**			Prepared: 03/16/26 Analyzed: 03/18/26					
Total Dissolved Solids	328		5.00	mg/L		2,320			150	45
Batch: BDC0380 - No Prep - WetChem										
Blank (BDC0380-BLK1)					Prepared: 03/19/26 Analyzed: 03/20/26					
Total Cyanide	ND	U	0.005	mg/L						
LCS (BDC0380-BS1)					Prepared: 03/19/26 Analyzed: 03/20/26					
Total Cyanide	0.052		0.005	mg/L	0.05000		105%	75-125%		
Calibration Blank (BDC0380-CCB1)					Prepared: 03/19/26 Analyzed: 03/20/26					
Total Cyanide	ND	U		mg/L						
Calibration Blank (BDC0380-CCB2)					Prepared: 03/19/26 Analyzed: 03/20/26					
Total Cyanide	ND	U		mg/L						
Calibration Check (BDC0380-CCV1)					Prepared: 03/19/26 Analyzed: 03/20/26					
Total Cyanide	0.107		0.005	mg/L	0.1000		107%	85-115%		
Calibration Check (BDC0380-CCV2)					Prepared: 03/19/26 Analyzed: 03/20/26					
Total Cyanide	0.102		0.005	mg/L	0.1000		102%	85-115%		
Duplicate (BDC0380-DUP1)		**Source: A26C0331-03**			Prepared: 03/19/26 Analyzed: 03/20/26					
Total Cyanide	ND	U	0.005	mg/L		ND				30
Matrix Spike (BDC0380-MS1)		**Source: A26C0331-03**			Prepared: 03/19/26 Analyzed: 03/20/26					
Total Cyanide	0.051		0.005	mg/L	0.05000	ND	103%	55-145%		

The contents of this report apply to the sample(s) analyzed in accordance with the chain of custody document.
No duplication of this report is allowed, except in its entirety.

Am Test Inc.
13600 NE 126th Place Suite C
Kirkland, WA
(425) 885-1664
www.amtestlab.com

AMTEST LABORATORIES

ANALYSIS REPORT

Professional Analytical Services

Date Received: 03/13/26
Date Reported: 04/01/26

OnSite Environmental Inc.
14648 NE 95th ST
Redmond, WA 98052
Attention: David Baumeister
Project Name: Onsite (Chem)
Project #: 791014801

Quality Control
(Continued)

Anions by EPA Method 300.0

Analyte	Result	Qual	Reporting Limit	Units	Spike Level	Source Result	%REC	%REC Limits	RPD	RPD Limit
Batch: BDC0326 - No Prep - WetChem										
LCS (BDC0326-BS1)					Prepared & Analyzed: 03/16/26					
Chloride	1.01		0.10	mg/L	1.000		101%	90-110%		
Fluoride	1.02		0.05	mg/L	1.000		102%	90-110%		
Nitrate Nitrogen	1.03		0.025	mg/L	1.000		103%	90-110%		
Nitrite Nitrogen	0.952		0.005	mg/L	1.000		95%	90-110%		
Sulfate	0.98		0.10	mg/L	1.000		98%	90-110%		
LCS (BDC0326-BS2)					Prepared & Analyzed: 03/16/26					
Chloride	1.00		0.10	mg/L	1.000		100%	90-110%		
Fluoride	1.03		0.05	mg/L	1.000		103%	90-110%		
Nitrate Nitrogen	1.03		0.025	mg/L	1.000		103%	90-110%		
Nitrite Nitrogen	0.970		0.005	mg/L	1.000		97%	90-110%		
Sulfate	0.93		0.10	mg/L	1.000		93%	90-110%		
Calibration Blank (BDC0326-CCB1)					Prepared & Analyzed: 03/16/26					
Chloride	ND	U		mg/L						
Fluoride	ND			mg/L						
Nitrate Nitrogen	ND			mg/L						
Nitrite Nitrogen	ND			mg/L						
Sulfate	ND	U		mg/L						
Total Nitrate + Nitrite	ND			mg/L						
Calibration Blank (BDC0326-CCB2)					Prepared & Analyzed: 03/16/26					
Chloride	ND	U		mg/L						
Fluoride	ND			mg/L						
Nitrate Nitrogen	ND			mg/L						
Nitrite Nitrogen	ND			mg/L						
Sulfate	ND	U		mg/L						
Total Nitrate + Nitrite	ND			mg/L						
Calibration Blank (BDC0326-CCB3)					Prepared & Analyzed: 03/16/26					
Chloride	ND	U		mg/L						
Fluoride	ND			mg/L						
Nitrate Nitrogen	ND			mg/L						
Nitrite Nitrogen	ND			mg/L						
Sulfate	ND	U		mg/L						
Total Nitrate + Nitrite	ND			mg/L						

The contents of this report apply to the sample(s) analyzed in accordance with the chain of custody document.
No duplication of this report is allowed, except in its entirety.

Am Test Inc.
13600 NE 126th Place Suite C
Kirkland, WA
(425) 885-1664
www.amtestlab.com

AMTEST LABORATORIES

ANALYSIS REPORT

Professional Analytical Services

Date Received: 03/13/26
Date Reported: 04/01/26

OnSite Environmental Inc.
14648 NE 95th ST
Redmond, WA 98052
Attention: David Baumeister
Project Name: Onsite (Chem)
Project #: 791014801

Quality Control
(Continued)

Anions by EPA Method 300.0 (Continued)

Analyte	Result	Qual	Reporting Limit	Units	Spike Level	Source Result	%REC	%REC Limits	RPD	RPD Limit
Batch: BDC0326 - No Prep - WetChem (Continued)										
Calibration Blank (BDC0326-CCB4)					Prepared & Analyzed: 03/17/26					
Chloride	ND	U		mg/L						
Fluoride	ND			mg/L						
Nitrate Nitrogen	ND			mg/L						
Nitrite Nitrogen	ND			mg/L						
Sulfate	ND	U		mg/L						
Total Nitrate + Nitrite	ND			mg/L						
Calibration Blank (BDC0326-CCB5)					Prepared & Analyzed: 03/17/26					
Chloride	ND	U		mg/L						
Fluoride	ND			mg/L						
Nitrate Nitrogen	ND			mg/L						
Nitrite Nitrogen	ND			mg/L						
Sulfate	ND	U		mg/L						
Total Nitrate + Nitrite	ND			mg/L						
Calibration Check (BDC0326-CCV1)					Prepared & Analyzed: 03/16/26					
Chloride	2.02		0.10	mg/L	2.000		101%	85-115%		
Fluoride	2.03		0.05	mg/L	2.000		101%	85-115%		
Nitrate Nitrogen	2.04		0.025	mg/L	2.000		102%	85-115%		
Nitrite Nitrogen	1.95		0.005	mg/L	2.000		97%	85-115%		
Sulfate	2.00		0.10	mg/L	2.000		100%	85-115%		
Total Nitrate + Nitrite	3.99		0.025	mg/L	4.000		100%	0-200%		
Calibration Check (BDC0326-CCV2)					Prepared & Analyzed: 03/16/26					
Chloride	2.02		0.10	mg/L	2.000		101%	85-115%		
Fluoride	2.04		0.05	mg/L	2.000		102%	85-115%		
Nitrate Nitrogen	2.05		0.025	mg/L	2.000		102%	85-115%		
Nitrite Nitrogen	1.96		0.005	mg/L	2.000		98%	85-115%		
Sulfate	1.96		0.10	mg/L	2.000		98%	85-115%		
Total Nitrate + Nitrite	4.01		0.025	mg/L	4.000		100%	0-200%		
Calibration Check (BDC0326-CCV3)					Prepared & Analyzed: 03/16/26					
Chloride	2.02		0.10	mg/L	2.000		101%	85-115%		
Fluoride	2.04		0.05	mg/L	2.000		102%	85-115%		
Nitrate Nitrogen	2.04		0.025	mg/L	2.000		102%	85-115%		
Nitrite Nitrogen	1.97		0.005	mg/L	2.000		98%	85-115%		
Sulfate	1.93		0.10	mg/L	2.000		97%	85-115%		

The contents of this report apply to the sample(s) analyzed in accordance with the chain of custody document.
No duplication of this report is allowed, except in its entirety.

Am Test Inc.
13600 NE 126th Place Suite C
Kirkland, WA
(425) 885-1664
www.amtestlab.com

AMTEST LABORATORIES

ANALYSIS REPORT

Professional Analytical Services

Date Received: 03/13/26
Date Reported: 04/01/26

OnSite Environmental Inc.
14648 NE 95th ST
Redmond, WA 98052
Attention: David Baumeister
Project Name: Onsite (Chem)
Project #: 791014801

Quality Control
(Continued)

Anions by EPA Method 300.0 (Continued)

Analyte	Result	Qual	Reporting Limit	Units	Spike Level	Source Result	%REC	%REC Limits	RPD	RPD Limit
Batch: BDC0326 - No Prep - WetChem (Continued)										
Calibration Check (BDC0326-CCV3)					Prepared & Analyzed: 03/16/26					
Total Nitrate + Nitrite	4.01		0.025	mg/L	4.000		100%	0-200%		
Calibration Check (BDC0326-CCV4)					Prepared & Analyzed: 03/17/26					
Chloride	2.02		0.10	mg/L	2.000		101%	85-115%		
Fluoride	2.08		0.05	mg/L	2.000		104%	85-115%		
Nitrate Nitrogen	2.04		0.025	mg/L	2.000		102%	85-115%		
Nitrite Nitrogen	1.98		0.005	mg/L	2.000		99%	85-115%		
Sulfate	1.98		0.10	mg/L	2.000		99%	85-115%		
Total Nitrate + Nitrite	4.03		0.025	mg/L	4.000		101%	0-200%		
Calibration Check (BDC0326-CCV5)					Prepared & Analyzed: 03/17/26					
Chloride	2.02		0.10	mg/L	2.000		101%	85-115%		
Fluoride	2.05		0.05	mg/L	2.000		103%	85-115%		
Nitrate Nitrogen	2.04		0.025	mg/L	2.000		102%	85-115%		
Nitrite Nitrogen	1.99		0.005	mg/L	2.000		100%	85-115%		
Sulfate	1.96		0.10	mg/L	2.000		98%	85-115%		
Total Nitrate + Nitrite	4.03		0.025	mg/L	4.000		101%	0-200%		
Duplicate (BDC0326-DUP1)		**Source: A26C0331-01**			Prepared & Analyzed: 03/16/26					
Chloride	4.32		0.10	mg/L		4.35			0.6	20
Fluoride	ND		0.05	mg/L		ND				20
Nitrate Nitrogen	0.402		0.025	mg/L		0.396			2	20
Nitrite Nitrogen	0.042		0.005	mg/L		0.041			4	20
Sulfate	3.07		0.10	mg/L		3.08			0.5	20
Total Nitrate + Nitrite	0.445		0.025	mg/L		ND				20
Duplicate (BDC0326-DUP2)		**Source: A26C0352-01**			Prepared & Analyzed: 03/16/26					
Chloride	6.47		0.10	mg/L		6.50			0.5	20
Fluoride	ND		0.05	mg/L		ND				20
Nitrate Nitrogen	0.452		0.025	mg/L		0.451			0.3	20
Nitrite Nitrogen	ND		0.005	mg/L		ND				20
Total Nitrate + Nitrite	0.452		0.025	mg/L		ND				20
Duplicate (BDC0326-DUP3)		**Source: A26C0363-01**			Prepared & Analyzed: 03/17/26					
Chloride	5.66		0.10	mg/L		5.69			0.6	20
Fluoride	ND		0.05	mg/L		ND				20
Nitrate Nitrogen	3.26		0.025	mg/L		3.27			0.03	20

The contents of this report apply to the sample(s) analyzed in accordance with the chain of custody document.
No duplication of this report is allowed, except in its entirety.

Am Test Inc.
13600 NE 126th Place Suite C
Kirkland, WA
(425) 885-1664
www.amtestlab.com

ANALYSIS REPORT

Professional Analytical Services

Date Received: 03/13/26
Date Reported: 04/01/26

OnSite Environmental Inc.
14648 NE 95th ST
Redmond, WA 98052
Attention: David Baumeister
Project Name: Onsite (Chem)
Project #: 791014801

Quality Control
(Continued)

Anions by EPA Method 300.0 (Continued)

Analyte	Result	Qual	Reporting Limit	Units	Spike Level	Source Result	%REC	%REC Limits	RPD	RPD Limit
Batch: BDC0326 - No Prep - WetChem (Continued)										
Duplicate (BDC0326-DUP3)		**Source: A26C0363-01**			Prepared & Analyzed: 03/17/26					
Nitrite Nitrogen	ND		0.005	mg/L		ND				20
Sulfate	6.24		0.10	mg/L		6.26			0.4	20
Total Nitrate + Nitrite	3.26		0.025	mg/L		ND				20
MRL Check (BDC0326-MRL1)					Prepared & Analyzed: 03/16/26					
Chloride	0.10		0.10	mg/L	0.1000		104%	50-150%		
Fluoride	0.12		0.05	mg/L	0.1000		120%	50-150%		
Nitrate Nitrogen	0.098		0.025	mg/L	0.1000		98%	50-150%		
Nitrite Nitrogen	0.101		0.005	mg/L	0.1000		101%	50-150%		
Sulfate	0.11		0.10	mg/L	0.1000		113%	50-150%		
Total Nitrate + Nitrite	0.199		0.025	mg/L	0.2000		99%	50-150%		
Matrix Spike (BDC0326-MS1)		**Source: A26C0331-01**			Prepared & Analyzed: 03/16/26					
Chloride	6.29	D	0.20	mg/L	2.000	4.35	97%	80-120%		
Fluoride	2.09		0.10	mg/L	2.000	ND	105%	90-110%		
Nitrate Nitrogen	2.45		0.050	mg/L	2.000	0.396	103%	80-120%		
Nitrite Nitrogen	1.96		0.010	mg/L	2.000	0.041	96%	80-120%		
Sulfate	4.90	D	0.20	mg/L	2.000	3.08	91%	80-120%		
Matrix Spike (BDC0326-MS2)		**Source: A26C0352-01**			Prepared & Analyzed: 03/16/26					
Chloride	8.37	D	0.20	mg/L	2.000	6.50	93%	80-120%		
Fluoride	2.04		0.10	mg/L	2.000	ND	102%	90-110%		
Nitrate Nitrogen	2.49		0.050	mg/L	2.000	0.451	102%	80-120%		
Nitrite Nitrogen	1.95		0.010	mg/L	2.000	ND	98%	80-120%		
Matrix Spike (BDC0326-MS3)		**Source: A26C0363-01**			Prepared & Analyzed: 03/17/26					
Chloride	7.64	D	0.20	mg/L	2.000	5.69	98%	80-120%		
Fluoride	2.03		0.10	mg/L	2.000	ND	102%	90-110%		
Nitrate Nitrogen	5.39		0.050	mg/L	2.000	3.27	106%	80-120%		
Nitrite Nitrogen	1.97		0.010	mg/L	2.000	ND	98%	80-120%		
Sulfate	7.99	D	0.20	mg/L	2.000	6.26	86%	80-120%		
Reference (BDC0326-SRM1)					Prepared & Analyzed: 03/16/26					
Chloride	5.03		0.10	mg/L	5.000		101%	0-200%		
Fluoride	1.01		0.05	mg/L	1.000		101%	0-200%		
Nitrate Nitrogen	1.03		0.025	mg/L	1.000		103%	0-200%		
Nitrite Nitrogen	1.04		0.005	mg/L	1.000		104%	0-200%		

The contents of this report apply to the sample(s) analyzed in accordance with the chain of custody document.
No duplication of this report is allowed, except in its entirety.

Am Test Inc.
13600 NE 126th Place Suite C
Kirkland, WA
(425) 885-1664
www.amtestlab.com

ANALYSIS REPORT

Professional Analytical Services

Date Received: 03/13/26
Date Reported: 04/01/26

OnSite Environmental Inc.
14648 NE 95th ST
Redmond, WA 98052
Attention: David Baumeister
Project Name: Onsite (Chem)
Project #: 791014801

Quality Control
(Continued)

Anions by EPA Method 300.0 (Continued)

Analyte	Result	Qual	Reporting Limit	Units	Spike Level	Source Result	%REC	%REC Limits	RPD	RPD Limit

Batch: BDC0326 - No Prep - WetChem (Continued)

Reference (BDC0326-SRM1) Prepared & Analyzed: 03/16/26

Sulfate	4.99		0.10	mg/L	5.000		100%	0-200%		
Total Nitrate + Nitrite	2.07		0.025	mg/L	2.000		104%	0-200%		

Quality Control
(Continued)

Metals by EPA 200 Series Methods

Analyte	Result	Qual	Reporting Limit	Units	Spike Level	Source Result	%REC	%REC Limits	RPD	RPD Limit

Batch: BDC0289 - EPA 200.7 Digested

Blank (BDC0289-BLK1) Prepared: 03/16/26 Analyzed: 03/18/26

Calcium	ND	U	0.200	mg/L						
Hardness as (CaCO3)	ND	U	1.00	mg/L						
Iron	ND	U	0.030	mg/L						
Magnesium	ND	U	0.050	mg/L						
Sodium	ND	U	0.100	mg/L						

Blank (BDC0289-BLK2) Prepared: 03/16/26 Analyzed: 03/18/26

Calcium	ND	U	0.200	mg/L						
Hardness as (CaCO3)	ND	U	1.00	mg/L						
Iron	ND	U	0.030	mg/L						
Magnesium	ND	U	0.050	mg/L						
Sodium	ND	U	0.100	mg/L						

LCS (BDC0289-BS1) Prepared: 03/16/26 Analyzed: 03/18/26

Calcium	19.5		0.200	mg/L	21.00		93%	85-115%		
Iron	8.56		0.030	mg/L	9.000		95%	85-115%		
Magnesium	19.8		0.050	mg/L	21.00		94%	85-115%		
Sodium	19.8		0.100	mg/L	21.00		94%	85-115%		

LCS (BDC0289-BS2) Prepared: 03/16/26 Analyzed: 03/18/26

Calcium	19.8		0.200	mg/L	21.00		94%	85-115%		
Iron	8.62		0.030	mg/L	9.000		96%	85-115%		
Magnesium	20.4		0.050	mg/L	21.00		97%	85-115%		

The contents of this report apply to the sample(s) analyzed in accordance with the chain of custody document.
No duplication of this report is allowed, except in its entirety.

Am Test Inc.
13600 NE 126th Place Suite C
Kirkland, WA
(425) 885-1664
www.amtestlab.com

AMTEST LABORATORIES

ANALYSIS REPORT

Professional Analytical Services

Date Received: 03/13/26
Date Reported: 04/01/26

OnSite Environmental Inc.
14648 NE 95th ST
Redmond, WA 98052
Attention: David Baumeister
Project Name: Onsite (Chem)
Project #: 791014801

Quality Control
(Continued)

Metals by EPA 200 Series Methods (Continued)

Analyte	Result	Qual	Reporting Limit	Units	Spike Level	Source Result	%REC	%REC Limits	RPD	RPD Limit
Batch: BDC0289 - EPA 200.7 Digested (Continued)										
LCS (BDC0289-BS2)					Prepared: 03/16/26 Analyzed: 03/18/26					
Sodium	20.2		0.100	mg/L	21.00		96%	85-115%		
Calibration Blank (BDC0289-CCB1)					Prepared: 03/16/26 Analyzed: 03/18/26					
Calcium	ND	U		mg/L						
Iron	0.002			mg/L						
Magnesium	ND	U		mg/L						
Sodium	ND	U		mg/L						
Calibration Blank (BDC0289-CCB2)					Prepared: 03/16/26 Analyzed: 03/18/26					
Calcium	ND	U		mg/L						
Iron	0.004			mg/L						
Magnesium	ND	U		mg/L						
Sodium	ND	U		mg/L						
Calibration Blank (BDC0289-CCB3)					Prepared: 03/16/26 Analyzed: 03/18/26					
Calcium	ND	U		mg/L						
Iron	0.009			mg/L						
Magnesium	ND	U		mg/L						
Sodium	ND	U		mg/L						
Calibration Blank (BDC0289-CCB4)					Prepared: 03/16/26 Analyzed: 03/18/26					
Calcium	ND	U		mg/L						
Iron	0.023			mg/L						
Magnesium	ND	U		mg/L						
Sodium	ND	U		mg/L						
Calibration Check (BDC0289-CCV1)					Prepared: 03/16/26 Analyzed: 03/18/26					
Calcium	4.03		0.200	mg/L	4.000		101%	85-115%		
Iron	2.08		0.030	mg/L	2.000		104%	85-115%		
Magnesium	4.18		0.050	mg/L	4.000		105%	85-115%		
Sodium	2.12		0.100	mg/L	2.000		106%	85-115%		
Calibration Check (BDC0289-CCV2)					Prepared: 03/16/26 Analyzed: 03/18/26					
Calcium	4.05		0.200	mg/L	4.000		101%	85-115%		
Iron	2.09		0.030	mg/L	2.000		104%	85-115%		
Magnesium	4.23		0.050	mg/L	4.000		106%	85-115%		
Sodium	2.12		0.100	mg/L	2.000		106%	85-115%		

The contents of this report apply to the sample(s) analyzed in accordance with the chain of custody document.
No duplication of this report is allowed, except in its entirety.

Am Test Inc.
13600 NE 126th Place Suite C
Kirkland, WA
(425) 885-1664
www.amtestlab.com

ANALYSIS REPORT

Professional Analytical Services

Date Received: 03/13/26
Date Reported: 04/01/26

OnSite Environmental Inc.
14648 NE 95th ST
Redmond, WA 98052
Attention: David Baumeister
Project Name: Onsite (Chem)
Project #: 791014801

Quality Control
(Continued)

Metals by EPA 200 Series Methods (Continued)

Analyte	Result	Qual	Reporting Limit	Units	Spike Level	Source Result	%REC	%REC Limits	RPD	RPD Limit
Batch: BDC0289 - EPA 200.7 Digested (Continued)										
Calibration Check (BDC0289-CCV3)					Prepared: 03/16/26 Analyzed: 03/18/26					
Calcium	4.02		0.200	mg/L	4.000		101%	85-115%		
Iron	2.02		0.030	mg/L	2.000		101%	85-115%		
Magnesium	4.13		0.050	mg/L	4.000		103%	85-115%		
Sodium	2.05		0.100	mg/L	2.000		103%	85-115%		
Calibration Check (BDC0289-CCV4)					Prepared: 03/16/26 Analyzed: 03/18/26					
Calcium	3.94		0.200	mg/L	4.000		99%	85-115%		
Iron	2.02		0.030	mg/L	2.000		101%	85-115%		
Magnesium	4.09		0.050	mg/L	4.000		102%	85-115%		
Sodium	2.00		0.100	mg/L	2.000		100%	85-115%		
Matrix Spike (BDC0289-MS1)		**Source: A26C0218-01**			Prepared: 03/16/26 Analyzed: 03/18/26					
Calcium	40.6		0.200	mg/L	21.00	20.7	95%	70-130%		
Iron	9.10		0.030	mg/L	9.000	0.040	101%	70-130%		
Magnesium	32.0		0.050	mg/L	21.00	11.6	97%	70-130%		
Sodium	29.1		0.100	mg/L	21.00	8.10	100%	70-130%		
Matrix Spike (BDC0289-MS2)		**Source: A26C0253-10**			Prepared: 03/16/26 Analyzed: 03/18/26					
Calcium	24.5		0.200	mg/L	21.00	5.04	93%	70-130%		
Iron	8.71		0.030	mg/L	9.000	0.031	96%	70-130%		
Magnesium	23.5		0.050	mg/L	21.00	3.33	96%	70-130%		
Sodium	23.6		0.100	mg/L	21.00	3.34	96%	70-130%		
Matrix Spike (BDC0289-MS3)		**Source: A26C0297-03**			Prepared: 03/16/26 Analyzed: 03/18/26					
Calcium	20.9		0.200	mg/L	21.00	1.15	94%	70-130%		
Iron	8.76		0.030	mg/L	9.000	0.209	95%	70-130%		
Magnesium	20.6		0.050	mg/L	21.00	0.227	97%	70-130%		
Sodium	21.0		0.100	mg/L	21.00	0.687	97%	70-130%		
Matrix Spike (BDC0289-MS4)		**Source: A26C0331-03**			Prepared: 03/16/26 Analyzed: 03/18/26					
Calcium	32.5		0.200	mg/L	21.00	15.2	82%	70-130%		
Iron	9.89		0.030	mg/L	9.000	1.70	91%	70-130%		
Magnesium	29.1		0.050	mg/L	21.00	10.8	87%	70-130%		
Sodium	26.8		0.100	mg/L	21.00	8.02	89%	70-130%		
Matrix Spike Dup (BDC0289-MSD1)		**Source: A26C0218-01**			Prepared: 03/16/26 Analyzed: 03/18/26					

The contents of this report apply to the sample(s) analyzed in accordance with the chain of custody document.
No duplication of this report is allowed, except in its entirety.

Am Test Inc.
13600 NE 126th Place Suite C
Kirkland, WA
(425) 885-1664
www.amtestlab.com

AMTEST LABORATORIES

ANALYSIS REPORT

Professional Analytical Services

Date Received: 03/13/26
Date Reported: 04/01/26

OnSite Environmental Inc.
14648 NE 95th ST
Redmond, WA 98052
Attention: David Baumeister
Project Name: Onsite (Chem)
Project #: 791014801

Quality Control
(Continued)

Metals by EPA 200 Series Methods (Continued)

Analyte	Result	Qual	Reporting Limit	Units	Spike Level	Source Result	%REC	%REC Limits	RPD	RPD Limit
Batch: BDC0289 - EPA 200.7 Digested (Continued)										
Matrix Spike Dup (BDC0289-MSD1)		**Source: A26C0218-01**			Prepared: 03/16/26 Analyzed: 03/18/26					
Calcium	38.9		0.200	mg/L	21.00	20.7	87%	70-130%	4	15
Iron	8.75		0.030	mg/L	9.000	0.040	97%	70-130%	4	15
Magnesium	30.7		0.050	mg/L	21.00	11.6	91%	70-130%	4	15
Sodium	27.8		0.100	mg/L	21.00	8.10	94%	70-130%	4	15
Matrix Spike Dup (BDC0289-MSD2)		**Source: A26C0253-10**			Prepared: 03/16/26 Analyzed: 03/18/26					
Calcium	24.7		0.200	mg/L	21.00	5.04	94%	70-130%	1	15
Iron	8.84		0.030	mg/L	9.000	0.031	98%	70-130%	1	15
Magnesium	23.6		0.050	mg/L	21.00	3.33	97%	70-130%	0.7	15
Sodium	23.7		0.100	mg/L	21.00	3.34	97%	70-130%	0.7	15
Matrix Spike Dup (BDC0289-MSD3)		**Source: A26C0297-03**			Prepared: 03/16/26 Analyzed: 03/18/26					
Calcium	20.8		0.200	mg/L	21.00	1.15	94%	70-130%	0.2	15
Iron	8.82		0.030	mg/L	9.000	0.209	96%	70-130%	0.7	15
Magnesium	20.6		0.050	mg/L	21.00	0.227	97%	70-130%	0.04	15
Sodium	21.0		0.100	mg/L	21.00	0.687	97%	70-130%	0.09	15
Matrix Spike Dup (BDC0289-MSD4)		**Source: A26C0331-03**			Prepared: 03/16/26 Analyzed: 03/18/26					
Calcium	31.5		0.200	mg/L	21.00	15.2	77%	70-130%	3	15
Iron	9.60		0.030	mg/L	9.000	1.70	88%	70-130%	3	15
Magnesium	28.2		0.050	mg/L	21.00	10.8	83%	70-130%	3	15
Sodium	26.0		0.100	mg/L	21.00	8.02	86%	70-130%	3	15
Batch: BDC0452 - No Prep - WetChem										
Blank (BDC0452-BLK1)					Prepared & Analyzed: 03/24/26					
Mercury	ND		0.100	ug/L						
Blank (BDC0452-BLK2)					Prepared & Analyzed: 03/24/26					
Mercury	ND		0.100	ug/L						
LCS (BDC0452-BS1)					Prepared & Analyzed: 03/24/26					
Mercury	0.947		0.100	ug/L	1.000		95%	85-115%		
LCS (BDC0452-BS2)					Prepared & Analyzed: 03/24/26					
Mercury	0.932		0.100	ug/L	1.000		93%	85-115%		

The contents of this report apply to the sample(s) analyzed in accordance with the chain of custody document.
No duplication of this report is allowed, except in its entirety.

Am Test Inc.
13600 NE 126th Place Suite C
Kirkland, WA
(425) 885-1664
www.amtestlab.com

ANALYSIS REPORT

Professional Analytical Services

Date Received: 03/13/26
Date Reported: 04/01/26

OnSite Environmental Inc.
14648 NE 95th ST
Redmond, WA 98052
Attention: David Baumeister
Project Name: Onsite (Chem)
Project #: 791014801

Quality Control
(Continued)

Metals by EPA 200 Series Methods (Continued)

Analyte	Result	Qual	Reporting Limit	Units	Spike Level	Source Result	%REC	%REC Limits	RPD	RPD Limit
Batch: BDC0452 - No Prep - WetChem (Continued)										
Calibration Blank (BDC0452-CCB1)					Prepared & Analyzed: 03/24/26					
Mercury	0.009			ug/L						
Calibration Blank (BDC0452-CCB2)					Prepared & Analyzed: 03/24/26					
Mercury	0.005			ug/L						
Calibration Blank (BDC0452-CCB3)					Prepared & Analyzed: 03/24/26					
Mercury	0.011			ug/L						
Calibration Check (BDC0452-CCV1)					Prepared & Analyzed: 03/24/26					
Mercury	2.590		0.100	ug/L	2.500		104%	85-115%		
Calibration Check (BDC0452-CCV2)					Prepared & Analyzed: 03/24/26					
Mercury	2.570		0.100	ug/L	2.500		103%	85-115%		
Calibration Check (BDC0452-CCV3)					Prepared & Analyzed: 03/24/26					
Mercury	2.600		0.100	ug/L	2.500		104%	85-115%		
Duplicate (BDC0452-DUP1)		**Source: A26C0233-01**			Prepared & Analyzed: 03/24/26					
Mercury	ND		0.100	ug/L		ND				20
Duplicate (BDC0452-DUP2)		**Source: A26C0321-07**			Prepared & Analyzed: 03/24/26					
Mercury	ND		0.100	ug/L		ND				20
Duplicate (BDC0452-DUP3)		**Source: A26C0367-02**			Prepared & Analyzed: 03/24/26					
Mercury	ND		0.100	ug/L		ND				20
MRL Check (BDC0452-MRL1)					Prepared & Analyzed: 03/24/26					
Mercury	0.190		0.100	ug/L	0.2000		95%	50-150%		
Matrix Spike (BDC0452-MS1)		**Source: A26C0233-01**			Prepared & Analyzed: 03/24/26					
Mercury	2.350		0.100	ug/L	2.500	ND	94%	70-130%		
Matrix Spike (BDC0452-MS2)		**Source: A26C0321-07**			Prepared & Analyzed: 03/24/26					
Mercury	2.640		0.100	ug/L	2.500	ND	106%	70-130%		
Matrix Spike (BDC0452-MS3)		**Source: A26C0367-02**			Prepared & Analyzed: 03/24/26					
Mercury	2.290		0.100	ug/L	2.500	ND	92%	70-130%		

The contents of this report apply to the sample(s) analyzed in accordance with the chain of custody document.
No duplication of this report is allowed, except in its entirety.

Am Test Inc.
13600 NE 126th Place Suite C
Kirkland, WA
(425) 885-1664
www.amtestlab.com

AMTEST LABORATORIES

ANALYSIS REPORT

Professional Analytical Services

Date Received: 03/13/26
Date Reported: 04/01/26

OnSite Environmental Inc.
14648 NE 95th ST
Redmond, WA 98052
Attention: David Baumeister
Project Name: Onsite (Chem)
Project #: 791014801

Quality Control
(Continued)

Metals by EPA 200 Series Methods (Continued)

Analyte	Result	Qual	Reporting Limit	Units	Spike Level	Source Result	%REC	%REC Limits	RPD	RPD Limit

Batch: BDC0476 - EPA 200.8 Digested

Blank (BDC0476-BLK1) Prepared: 03/25/26 Analyzed: 03/27/26

Antimony	ND	U	0.300	ug/L
Arsenic	ND	U	0.100	ug/L
Barium	0.129	J	0.300	ug/L
Beryllium	ND	U	0.300	ug/L
Cadmium	ND	U	0.100	ug/L
Chromium	ND	U	0.500	ug/L
Copper	ND	U	0.500	ug/L
Lead	ND	U	0.200	ug/L
Manganese	ND	U	0.200	ug/L
Nickel	ND	U	0.200	ug/L
Selenium	ND	U	1.000	ug/L
Silver	ND	U	0.200	ug/L
Thallium	ND	U	0.100	ug/L
Zinc	0.237	J	0.500	ug/L

Blank (BDC0476-BLK2) Prepared: 03/25/26 Analyzed: 03/27/26

Antimony	ND	U	0.300	ug/L
Arsenic	0.076	J	0.100	ug/L
Barium	0.113	J	0.300	ug/L
Beryllium	ND	U	0.300	ug/L
Cadmium	ND	U	0.100	ug/L
Chromium	ND	U	0.500	ug/L
Copper	ND	U	0.500	ug/L
Lead	ND	U	0.200	ug/L
Manganese	ND	U	0.200	ug/L
Nickel	ND	U	0.200	ug/L
Selenium	ND	U	1.000	ug/L
Silver	ND	U	0.200	ug/L
Thallium	ND	U	0.100	ug/L
Zinc	0.170	J	0.500	ug/L

Blank (BDC0476-BLK3) Prepared: 03/25/26 Analyzed: 03/27/26

Antimony	ND	U	0.300	ug/L
Arsenic	0.075	J	0.100	ug/L
Barium	0.146	J	0.300	ug/L
Beryllium	ND	U	0.300	ug/L

The contents of this report apply to the sample(s) analyzed in accordance with the chain of custody document.
No duplication of this report is allowed, except in its entirety.

Am Test Inc.
13600 NE 126th Place Suite C
Kirkland, WA
(425) 885-1664
www.amtestlab.com

AMTEST LABORATORIES

ANALYSIS REPORT

Professional Analytical Services

Date Received: 03/13/26
Date Reported: 04/01/26

OnSite Environmental Inc.
14648 NE 95th ST
Redmond, WA 98052
Attention: David Baumeister
Project Name: Onsite (Chem)
Project #: 791014801

Quality Control
(Continued)

Metals by EPA 200 Series Methods (Continued)

Analyte	Result	Qual	Reporting Limit	Units	Spike Level	Source Result	%REC	%REC Limits	RPD	RPD Limit

Batch: BDC0476 - EPA 200.8 Digested (Continued)

Blank (BDC0476-BLK3) Prepared: 03/25/26 Analyzed: 03/27/26

Cadmium	ND	U	0.100	ug/L						
Chromium	ND	U	0.500	ug/L						
Copper	ND	U	0.500	ug/L						
Lead	ND	U	0.200	ug/L						
Manganese	ND	U	0.200	ug/L						
Nickel	ND	U	0.200	ug/L						
Selenium	ND	U	1.000	ug/L						
Silver	ND	U	0.200	ug/L						
Thallium	ND	U	0.100	ug/L						
Zinc	0.148	J	0.500	ug/L						

LCS (BDC0476-BS1) Prepared: 03/25/26 Analyzed: 03/27/26

Antimony	1,033		0.300	ug/L	1,000		103%	85-115%		
Arsenic	992.7		0.100	ug/L	1,000		99%	85-115%		
Barium	996.6		0.300	ug/L	1,000		100%	85-115%		
Beryllium	1,049		0.300	ug/L	1,000		105%	85-115%		
Cadmium	999.8		0.100	ug/L	1,000		100%	85-115%		
Chromium	974.1		0.500	ug/L	1,000		97%	85-115%		
Copper	930.4		0.500	ug/L	1,000		93%	85-115%		
Lead	922.9		0.200	ug/L	1,000		92%	85-115%		
Manganese	963.6		0.200	ug/L	1,000		96%	85-115%		
Nickel	1,004		0.200	ug/L	1,000		100%	85-115%		
Selenium	993.5		1.000	ug/L	1,000		99%	85-115%		
Silver	470.6		0.200	ug/L	500.0		94%	85-115%		
Thallium	898.5		0.100	ug/L	1,000		90%	85-115%		
Zinc	979.6		0.500	ug/L	1,000		98%	85-115%		

LCS (BDC0476-BS2) Prepared: 03/25/26 Analyzed: 03/27/26

Antimony	1,022		0.300	ug/L	1,000		102%	85-115%		
Arsenic	979.0		0.100	ug/L	1,000		98%	85-115%		
Barium	952.8		0.300	ug/L	1,000		95%	85-115%		
Beryllium	1,053		0.300	ug/L	1,000		105%	85-115%		
Cadmium	1,016		0.100	ug/L	1,000		102%	85-115%		
Chromium	973.9		0.500	ug/L	1,000		97%	85-115%		
Copper	944.5		0.500	ug/L	1,000		94%	85-115%		
Lead	914.7		0.200	ug/L	1,000		91%	85-115%		
Manganese	980.9		0.200	ug/L	1,000		98%	85-115%		

The contents of this report apply to the sample(s) analyzed in accordance with the chain of custody document.
No duplication of this report is allowed, except in its entirety.

Am Test Inc.
13600 NE 126th Place Suite C
Kirkland, WA
(425) 885-1664
www.amtestlab.com

AMTEST LABORATORIES

ANALYSIS REPORT

Professional Analytical Services

Date Received: 03/13/26
Date Reported: 04/01/26

OnSite Environmental Inc.
14648 NE 95th ST
Redmond, WA 98052
Attention: David Baumeister
Project Name: Onsite (Chem)
Project #: 791014801

Quality Control
(Continued)

Metals by EPA 200 Series Methods (Continued)

Analyte	Result	Qual	Reporting Limit	Units	Spike Level	Source Result	%REC	%REC Limits	RPD	RPD Limit

Batch: BDC0476 - EPA 200.8 Digested (Continued)

LCS (BDC0476-BS2) Prepared: 03/25/26 Analyzed: 03/27/26

Nickel	1,032		0.200	ug/L	1,000		103%	85-115%	
Selenium	902.2		1.000	ug/L	1,000		90%	85-115%	
Silver	486.3		0.200	ug/L	500.0		97%	85-115%	
Thallium	895.4		0.100	ug/L	1,000		90%	85-115%	
Zinc	991.0		0.500	ug/L	1,000		99%	85-115%	

LCS (BDC0476-BS3) Prepared: 03/25/26 Analyzed: 03/27/26

Antimony	1,021		0.300	ug/L	1,000		102%	85-115%	
Arsenic	977.0		0.100	ug/L	1,000		98%	85-115%	
Barium	946.8		0.300	ug/L	1,000		95%	85-115%	
Beryllium	1,088		0.300	ug/L	1,000		109%	85-115%	
Cadmium	993.8		0.100	ug/L	1,000		99%	85-115%	
Chromium	976.5		0.500	ug/L	1,000		98%	85-115%	
Copper	938.9		0.500	ug/L	1,000		94%	85-115%	
Lead	921.1		0.200	ug/L	1,000		92%	85-115%	
Manganese	976.5		0.200	ug/L	1,000		98%	85-115%	
Nickel	1,013		0.200	ug/L	1,000		101%	85-115%	
Selenium	986.3		1.000	ug/L	1,000		99%	85-115%	
Silver	472.8		0.200	ug/L	500.0		95%	85-115%	
Thallium	898.3		0.100	ug/L	1,000		90%	85-115%	
Zinc	972.6		0.500	ug/L	1,000		97%	85-115%	

Calibration Blank (BDC0476-CCB1) Prepared: 03/25/26 Analyzed: 03/27/26

Antimony	ND	U		ug/L
Arsenic	ND	U		ug/L
Barium	ND	U		ug/L
Beryllium	0.004			ug/L
Cadmium	0.001			ug/L
Chromium	ND	U		ug/L
Copper	ND	U		ug/L
Lead	0.001			ug/L
Manganese	0.002			ug/L
Nickel	ND	U		ug/L
Selenium	ND	U		ug/L
Silver	ND	U		ug/L
Thallium	0.002			ug/L
Zinc	0.022			ug/L

The contents of this report apply to the sample(s) analyzed in accordance with the chain of custody document.
No duplication of this report is allowed, except in its entirety.

Am Test Inc.
13600 NE 126th Place Suite C
Kirkland, WA
(425) 885-1664
www.amtestlab.com

ANALYSIS REPORT

Professional Analytical Services

Date Received: 03/13/26
Date Reported: 04/01/26

OnSite Environmental Inc.
14648 NE 95th ST
Redmond, WA 98052
Attention: David Baumeister
Project Name: Onsite (Chem)
Project #: 791014801

Quality Control
(Continued)

Metals by EPA 200 Series Methods (Continued)

Analyte	Result	Qual	Reporting Limit	Units	Spike Level	Source Result	%REC	%REC Limits	RPD	RPD Limit

Batch: BDC0476 - EPA 200.8 Digested (Continued)

Calibration Blank (BDC0476-CCB2) Prepared: 03/25/26 Analyzed: 03/27/26

Antimony	ND	U		ug/L						
Arsenic	ND	U		ug/L						
Barium	ND	U		ug/L						
Beryllium	0.013			ug/L						
Cadmium	0.002			ug/L						
Chromium	ND	U		ug/L						
Copper	ND	U		ug/L						
Lead	0.001			ug/L						
Manganese	ND	U		ug/L						
Nickel	ND	U		ug/L						
Selenium	ND	U		ug/L						
Silver	ND	U		ug/L						
Thallium	0.002			ug/L						
Zinc	0.015			ug/L						

Calibration Blank (BDC0476-CCB3) Prepared: 03/25/26 Analyzed: 03/27/26

Antimony	ND	U		ug/L						
Arsenic	ND	U		ug/L						
Barium	ND	U		ug/L						
Beryllium	0.009			ug/L						
Cadmium	ND	U		ug/L						
Chromium	ND	U		ug/L						
Copper	ND	U		ug/L						
Lead	ND	U		ug/L						
Manganese	0.079			ug/L						
Nickel	ND	U		ug/L						
Selenium	ND	U		ug/L						
Silver	ND	U		ug/L						
Thallium	0.002			ug/L						
Zinc	0.013			ug/L						

Calibration Blank (BDC0476-CCB4) Prepared: 03/25/26 Analyzed: 03/27/26

Antimony	ND	U		ug/L						
Arsenic	ND	U		ug/L						
Barium	ND	U		ug/L						
Beryllium	0.005			ug/L						

The contents of this report apply to the sample(s) analyzed in accordance with the chain of custody document.
No duplication of this report is allowed, except in its entirety.

Am Test Inc.
13600 NE 126th Place Suite C
Kirkland, WA
(425) 885-1664
www.amtestlab.com

ANALYSIS REPORT

Professional Analytical Services

Date Received: 03/13/26
Date Reported: 04/01/26

OnSite Environmental Inc.
14648 NE 95th ST
Redmond, WA 98052
Attention: David Baumeister
Project Name: Onsite (Chem)
Project #: 791014801

Quality Control
(Continued)

Metals by EPA 200 Series Methods (Continued)

Analyte	Result	Qual	Reporting Limit	Units	Spike Level	Source Result	%REC	%REC Limits	RPD	RPD Limit

Batch: BDC0476 - EPA 200.8 Digested (Continued)

Calibration Blank (BDC0476-CCB4) Prepared: 03/25/26 Analyzed: 03/27/26

Cadmium	ND	U	ug/L
Chromium	ND	U	ug/L
Copper	ND	U	ug/L
Lead	0.001		ug/L
Manganese	0.065		ug/L
Nickel	ND	U	ug/L
Selenium	ND	U	ug/L
Silver	ND	U	ug/L
Thallium	0.002		ug/L
Zinc	0.012		ug/L

Calibration Blank (BDC0476-CCB5) Prepared: 03/25/26 Analyzed: 03/27/26

Antimony	ND	U	ug/L
Arsenic	ND	U	ug/L
Barium	ND	U	ug/L
Beryllium	ND	U	ug/L
Cadmium	0.001		ug/L
Chromium	ND	U	ug/L
Copper	ND	U	ug/L
Lead	0.001		ug/L
Manganese	0.012		ug/L
Nickel	ND	U	ug/L
Selenium	0.055		ug/L
Silver	ND	U	ug/L
Thallium	0.002		ug/L
Zinc	0.006		ug/L

Calibration Blank (BDC0476-CCB6) Prepared: 03/25/26 Analyzed: 03/27/26

Antimony	0.005		ug/L
Arsenic	0.022		ug/L
Barium	0.013		ug/L
Beryllium	ND	U	ug/L
Cadmium	ND	U	ug/L
Chromium	ND	U	ug/L
Copper	ND	U	ug/L
Lead	ND	U	ug/L
Manganese	0.028		ug/L

The contents of this report apply to the sample(s) analyzed in accordance with the chain of custody document.
No duplication of this report is allowed, except in its entirety.

Am Test Inc.
13600 NE 126th Place Suite C
Kirkland, WA
(425) 885-1664
www.amtestlab.com

AMTEST LABORATORIES

ANALYSIS REPORT

Professional Analytical Services

Date Received: 03/13/26
Date Reported: 04/01/26

OnSite Environmental Inc.
14648 NE 95th ST
Redmond, WA 98052
Attention: David Baumeister
Project Name: Onsite (Chem)
Project #: 791014801

Quality Control
(Continued)

Metals by EPA 200 Series Methods (Continued)

Analyte	Result	Qual	Reporting Limit	Units	Spike Level	Source Result	%REC	%REC Limits	RPD	RPD Limit

Batch: BDC0476 - EPA 200.8 Digested (Continued)

Calibration Blank (BDC0476-CCB6) Prepared: 03/25/26 Analyzed: 03/27/26

Nickel	ND	U		ug/L						
Selenium	ND	U		ug/L						
Silver	ND	U		ug/L						
Thallium	ND	U		ug/L						
Zinc	0.022			ug/L						

Calibration Check (BDC0476-CCV1) Prepared: 03/25/26 Analyzed: 03/27/26

Antimony	25.46		0.300	ug/L	25.00		102%	85-115%		
Arsenic	24.79		0.100	ug/L	25.00		99%	85-115%		
Barium	24.72		0.300	ug/L	25.00		99%	85-115%		
Beryllium	26.93		0.300	ug/L	25.00		108%	85-115%		
Cadmium	25.42		0.100	ug/L	25.00		102%	85-115%		
Chromium	24.60		0.500	ug/L	25.00		98%	85-115%		
Copper	23.80		0.500	ug/L	25.00		95%	85-115%		
Lead	22.78		0.200	ug/L	25.00		91%	85-115%		
Manganese	24.78		0.200	ug/L	25.00		99%	85-115%		
Nickel	25.99		0.200	ug/L	25.00		104%	85-115%		
Selenium	122.3		1.000	ug/L	125.0		98%	85-115%		
Silver	23.68		0.200	ug/L	25.00		95%	85-115%		
Thallium	22.27		0.100	ug/L	25.00		89%	85-115%		
Zinc	26.00		0.500	ug/L	25.00		104%	85-115%		

Calibration Check (BDC0476-CCV2) Prepared: 03/25/26 Analyzed: 03/27/26

Antimony	25.29		0.300	ug/L	25.00		101%	85-115%		
Arsenic	24.63		0.100	ug/L	25.00		99%	85-115%		
Barium	24.54		0.300	ug/L	25.00		98%	85-115%		
Beryllium	26.78		0.300	ug/L	25.00		107%	85-115%		
Cadmium	25.49		0.100	ug/L	25.00		102%	85-115%		
Chromium	24.81		0.500	ug/L	25.00		99%	85-115%		
Copper	23.99		0.500	ug/L	25.00		96%	85-115%		
Lead	23.08		0.200	ug/L	25.00		92%	85-115%		
Manganese	24.73		0.200	ug/L	25.00		99%	85-115%		
Nickel	26.11		0.200	ug/L	25.00		104%	85-115%		
Selenium	127.0		1.000	ug/L	125.0		102%	85-115%		
Silver	23.91		0.200	ug/L	25.00		96%	85-115%		
Thallium	22.42		0.100	ug/L	25.00		90%	85-115%		
Zinc	25.74		0.500	ug/L	25.00		103%	85-115%		

The contents of this report apply to the sample(s) analyzed in accordance with the chain of custody document.
No duplication of this report is allowed, except in its entirety.

Am Test Inc.
13600 NE 126th Place Suite C
Kirkland, WA
(425) 885-1664
www.amtestlab.com

AMTEST LABORATORIES

Professional Analytical Services

ANALYSIS REPORT

Date Received: 03/13/26
Date Reported: 04/01/26

OnSite Environmental Inc.
14648 NE 95th ST
Redmond, WA 98052
Attention: David Baumeister
Project Name: Onsite (Chem)
Project #: 791014801

Quality Control
(Continued)

Metals by EPA 200 Series Methods (Continued)

Analyte	Result	Qual	Reporting Limit	Units	Spike Level	Source Result	%REC	%REC Limits	RPD	RPD Limit

Batch: BDC0476 - EPA 200.8 Digested (Continued)

Calibration Check (BDC0476-CCV3) Prepared: 03/25/26 Analyzed: 03/27/26

Antimony	25.20	0.300	ug/L	25.00	101%	85-115%	
Arsenic	24.82	0.100	ug/L	25.00	99%	85-115%	
Barium	24.38	0.300	ug/L	25.00	98%	85-115%	
Beryllium	26.60	0.300	ug/L	25.00	106%	85-115%	
Cadmium	25.21	0.100	ug/L	25.00	101%	85-115%	
Chromium	24.03	0.500	ug/L	25.00	96%	85-115%	
Copper	23.39	0.500	ug/L	25.00	94%	85-115%	
Lead	22.95	0.200	ug/L	25.00	92%	85-115%	
Manganese	24.16	0.200	ug/L	25.00	97%	85-115%	
Nickel	25.59	0.200	ug/L	25.00	102%	85-115%	
Selenium	126.2	1.000	ug/L	125.0	101%	85-115%	
Silver	23.95	0.200	ug/L	25.00	96%	85-115%	
Thallium	22.08	0.100	ug/L	25.00	88%	85-115%	
Zinc	25.79	0.500	ug/L	25.00	103%	85-115%	

Calibration Check (BDC0476-CCV4) Prepared: 03/25/26 Analyzed: 03/27/26

Antimony	25.28	0.300	ug/L	25.00	101%	85-115%	
Arsenic	25.04	0.100	ug/L	25.00	100%	85-115%	
Barium	24.53	0.300	ug/L	25.00	98%	85-115%	
Beryllium	27.02	0.300	ug/L	25.00	108%	85-115%	
Cadmium	25.37	0.100	ug/L	25.00	101%	85-115%	
Chromium	24.40	0.500	ug/L	25.00	98%	85-115%	
Copper	23.48	0.500	ug/L	25.00	94%	85-115%	
Lead	22.95	0.200	ug/L	25.00	92%	85-115%	
Manganese	24.26	0.200	ug/L	25.00	97%	85-115%	
Nickel	25.60	0.200	ug/L	25.00	102%	85-115%	
Selenium	125.5	1.000	ug/L	125.0	100%	85-115%	
Silver	24.45	0.200	ug/L	25.00	98%	85-115%	
Thallium	22.21	0.100	ug/L	25.00	89%	85-115%	
Zinc	26.03	0.500	ug/L	25.00	104%	85-115%	

Calibration Check (BDC0476-CCV5) Prepared: 03/25/26 Analyzed: 03/27/26

Antimony	25.45	0.300	ug/L	25.00	102%	85-115%	
Arsenic	24.57	0.100	ug/L	25.00	98%	85-115%	
Barium	24.64	0.300	ug/L	25.00	99%	85-115%	
Beryllium	27.32	0.300	ug/L	25.00	109%	85-115%	

The contents of this report apply to the sample(s) analyzed in accordance with the chain of custody document.
No duplication of this report is allowed, except in its entirety.

Am Test Inc.
13600 NE 126th Place Suite C
Kirkland, WA
(425) 885-1664
www.amtestlab.com

ANALYSIS REPORT

Professional Analytical Services

Date Received: 03/13/26
Date Reported: 04/01/26

OnSite Environmental Inc.
14648 NE 95th ST
Redmond, WA 98052
Attention: David Baumeister
Project Name: Onsite (Chem)
Project #: 791014801

Quality Control
(Continued)

Metals by EPA 200 Series Methods (Continued)

Analyte	Result	Qual	Reporting Limit	Units	Spike Level	Source Result	%REC	%REC Limits	RPD	RPD Limit

Batch: BDC0476 - EPA 200.8 Digested (Continued)

Calibration Check (BDC0476-CCV5) Prepared: 03/25/26 Analyzed: 03/27/26

Cadmium	25.28		0.100	ug/L	25.00		101%	85-115%	
Chromium	24.57		0.500	ug/L	25.00		98%	85-115%	
Copper	23.72		0.500	ug/L	25.00		95%	85-115%	
Lead	23.08		0.200	ug/L	25.00		92%	85-115%	
Manganese	24.73		0.200	ug/L	25.00		99%	85-115%	
Nickel	26.04		0.200	ug/L	25.00		104%	85-115%	
Selenium	122.0		1.000	ug/L	125.0		98%	85-115%	
Silver	24.04		0.200	ug/L	25.00		96%	85-115%	
Thallium	22.35		0.100	ug/L	25.00		89%	85-115%	
Zinc	25.94		0.500	ug/L	25.00		104%	85-115%	

Calibration Check (BDC0476-CCV6) Prepared: 03/25/26 Analyzed: 03/27/26

Antimony	25.14		0.300	ug/L	25.00		101%	85-115%	
Arsenic	24.83		0.100	ug/L	25.00		99%	85-115%	
Barium	24.88		0.300	ug/L	25.00		100%	85-115%	
Beryllium	26.29		0.300	ug/L	25.00		105%	85-115%	
Cadmium	25.05		0.100	ug/L	25.00		100%	85-115%	
Chromium	23.91		0.500	ug/L	25.00		96%	85-115%	
Copper	23.08		0.500	ug/L	25.00		92%	85-115%	
Lead	22.99		0.200	ug/L	25.00		92%	85-115%	
Manganese	23.75		0.200	ug/L	25.00		95%	85-115%	
Nickel	24.86		0.200	ug/L	25.00		99%	85-115%	
Selenium	126.5		1.000	ug/L	125.0		101%	85-115%	
Silver	24.03		0.200	ug/L	25.00		96%	85-115%	
Thallium	22.35		0.100	ug/L	25.00		89%	85-115%	
Zinc	25.68		0.500	ug/L	25.00		103%	85-115%	

Matrix Spike (BDC0476-MS1) **Source: A26C0316-01** Prepared: 03/25/26 Analyzed: 03/27/26

Antimony	1,018		0.300	ug/L	1,000	ND	102%	70-130%	
Arsenic	989.8		0.100	ug/L	1,000	0.522	99%	70-130%	
Barium	982.3		0.300	ug/L	1,000	5.821	98%	70-130%	
Beryllium	1,085		0.300	ug/L	1,000	ND	109%	70-130%	
Cadmium	971.9		0.100	ug/L	1,000	ND	97%	70-130%	
Chromium	974.4		0.500	ug/L	1,000	ND	97%	70-130%	
Copper	934.4		0.500	ug/L	1,000	0.235	93%	70-130%	
Lead	907.3		0.200	ug/L	1,000	ND	91%	70-130%	
Manganese	1,052		0.200	ug/L	1,000	64.59	99%	70-130%	

The contents of this report apply to the sample(s) analyzed in accordance with the chain of custody document.
No duplication of this report is allowed, except in its entirety.

Am Test Inc.
13600 NE 126th Place Suite C
Kirkland, WA
(425) 885-1664
www.amtestlab.com

ANALYSIS REPORT

Professional Analytical Services

Date Received: 03/13/26
Date Reported: 04/01/26

OnSite Environmental Inc.
14648 NE 95th ST
Redmond, WA 98052
Attention: David Baumeister
Project Name: Onsite (Chem)
Project #: 791014801

Quality Control
(Continued)

Metals by EPA 200 Series Methods (Continued)

Analyte	Result	Qual	Reporting Limit	Units	Spike Level	Source Result	%REC	%REC Limits	RPD	RPD Limit

Batch: BDC0476 - EPA 200.8 Digested (Continued)

Matrix Spike (BDC0476-MS1) **Source: A26C0316-01** Prepared: 03/25/26 Analyzed: 03/27/26

Nickel	1,034	0.200	ug/L	1,000	1.919	103%	70-130%
Selenium	960.9	1.000	ug/L	1,000	ND	96%	70-130%
Silver	461.4	0.200	ug/L	500.0	ND	92%	70-130%
Thallium	893.7	0.100	ug/L	1,000	ND	89%	70-130%
Zinc	974.6	0.500	ug/L	1,000	12.41	96%	70-130%

Matrix Spike (BDC0476-MS2) **Source: A26C0336-02** Prepared: 03/25/26 Analyzed: 03/27/26

Antimony	980.4	0.300	ug/L	1,000	1.128	98%	70-130%
Arsenic	946.0	0.100	ug/L	1,000	0.431	95%	70-130%
Barium	918.4	0.300	ug/L	1,000	9.000	91%	70-130%
Beryllium	1,017	0.300	ug/L	1,000	ND	102%	70-130%
Cadmium	938.6	0.100	ug/L	1,000	ND	94%	70-130%
Chromium	919.1	0.500	ug/L	1,000	1.370	92%	70-130%
Copper	886.5	0.500	ug/L	1,000	4.707	88%	70-130%
Lead	871.2	0.200	ug/L	1,000	1.128	87%	70-130%
Manganese	924.8	0.200	ug/L	1,000	12.48	91%	70-130%
Nickel	972.4	0.200	ug/L	1,000	2.129	97%	70-130%
Selenium	810.9	1.000	ug/L	1,000	ND	81%	70-130%
Silver	360.3	0.200	ug/L	500.0	ND	72%	70-130%
Thallium	848.9	0.100	ug/L	1,000	ND	85%	70-130%
Zinc	921.8	0.500	ug/L	1,000	7.181	91%	70-130%

Matrix Spike (BDC0476-MS3) **Source: A26C0395-05** Prepared: 03/25/26 Analyzed: 03/27/26

Antimony	1,023	0.300	ug/L	1,000	ND	102%	70-130%
Arsenic	976.1	0.100	ug/L	1,000	0.529	98%	70-130%
Barium	968.6	0.300	ug/L	1,000	8.300	96%	70-130%
Beryllium	1,059	0.300	ug/L	1,000	ND	106%	70-130%
Cadmium	995.6	0.100	ug/L	1,000	ND	100%	70-130%
Chromium	969.1	0.500	ug/L	1,000	0.154	97%	70-130%
Copper	931.6	0.500	ug/L	1,000	0.491	93%	70-130%
Lead	919.5	0.200	ug/L	1,000	ND	92%	70-130%
Manganese	1,049	0.200	ug/L	1,000	73.04	98%	70-130%
Nickel	1,017	0.200	ug/L	1,000	2.950	101%	70-130%
Selenium	1,080	1.000	ug/L	1,000	ND	108%	70-130%
Silver	399.4	0.200	ug/L	500.0	ND	80%	70-130%
Thallium	904.7	0.100	ug/L	1,000	ND	90%	70-130%
Zinc	974.7	0.500	ug/L	1,000	ND	97%	70-130%

The contents of this report apply to the sample(s) analyzed in accordance with the chain of custody document.
No duplication of this report is allowed, except in its entirety.

Am Test Inc.
13600 NE 126th Place Suite C
Kirkland, WA
(425) 885-1664
www.amtestlab.com

ANALYSIS REPORT

Professional Analytical Services

OnSite Environmental Inc.
14648 NE 95th ST
Redmond, WA 98052
Attention: David Baumeister
Project Name: Onsite (Chem)
Project #: 791014801

Date Received: 03/13/26
Date Reported: 04/01/26

Quality Control
(Continued)

Metals by EPA 200 Series Methods (Continued)

Analyte	Result	Qual	Reporting Limit	Units	Spike Level	Source Result	%REC	%REC Limits	RPD	RPD Limit

Batch: BDC0476 - EPA 200.8 Digested (Continued)

Matrix Spike (BDC0476-MS4) **Source: A26C0427-01** Prepared: 03/25/26 Analyzed: 03/27/26

Antimony	1,052	0.300	ug/L	1,000	3.724	105%	70-130%
Arsenic	946.4	0.100	ug/L	1,000	1.617	94%	70-130%
Barium	975.7	0.300	ug/L	1,000	37.19	94%	70-130%
Beryllium	1,098	0.300	ug/L	1,000	ND	110%	70-130%
Cadmium	986.0	0.100	ug/L	1,000	0.050	99%	70-130%
Chromium	979.5	0.500	ug/L	1,000	3.968	98%	70-130%
Copper	954.1	0.500	ug/L	1,000	18.09	94%	70-130%
Lead	914.6	0.200	ug/L	1,000	4.298	91%	70-130%
Manganese	1,006	0.200	ug/L	1,000	33.60	97%	70-130%
Nickel	1,025	0.200	ug/L	1,000	3.630	102%	70-130%
Selenium	922.8	1.000	ug/L	1,000	ND	92%	70-130%
Thallium	888.5	0.100	ug/L	1,000	ND	89%	70-130%
Zinc	1,040	0.500	ug/L	1,000	53.96	99%	70-130%

Matrix Spike (BDC0476-MS5) **Source: A26C0435-03** Prepared: 03/25/26 Analyzed: 03/27/26

Antimony	1,027	0.300	ug/L	1,000	ND	103%	70-130%
Arsenic	979.5	0.100	ug/L	1,000	0.636	98%	70-130%
Barium	966.4	0.300	ug/L	1,000	9.542	96%	70-130%
Beryllium	1,098	0.300	ug/L	1,000	ND	110%	70-130%
Cadmium	990.9	0.100	ug/L	1,000	ND	99%	70-130%
Chromium	974.9	0.500	ug/L	1,000	0.509	97%	70-130%
Copper	927.7	0.500	ug/L	1,000	0.244	93%	70-130%
Lead	913.0	0.200	ug/L	1,000	ND	91%	70-130%
Manganese	980.9	0.200	ug/L	1,000	6.914	97%	70-130%
Nickel	1,022	0.200	ug/L	1,000	3.517	102%	70-130%
Selenium	1,009	1.000	ug/L	1,000	ND	101%	70-130%
Silver	399.6	0.200	ug/L	500.0	ND	80%	70-130%
Thallium	895.4	0.100	ug/L	1,000	ND	90%	70-130%
Zinc	957.3	0.500	ug/L	1,000	0.503	96%	70-130%

Matrix Spike (BDC0476-MS6) **Source: A26C0454-05** Prepared: 03/25/26 Analyzed: 03/27/26

Antimony	995.9	0.300	ug/L	1,000	ND	100%	70-130%
Arsenic	971.5	0.100	ug/L	1,000	0.482	97%	70-130%
Barium	942.6	0.300	ug/L	1,000	1.229	94%	70-130%
Beryllium	1,087	0.300	ug/L	1,000	ND	109%	70-130%
Cadmium	968.5	0.100	ug/L	1,000	ND	97%	70-130%

The contents of this report apply to the sample(s) analyzed in accordance with the chain of custody document.
No duplication of this report is allowed, except in its entirety.

Am Test Inc.
13600 NE 126th Place Suite C
Kirkland, WA
(425) 885-1664
www.amtestlab.com

AMTEST LABORATORIES

ANALYSIS REPORT

Professional Analytical Services

Date Received: 03/13/26
Date Reported: 04/01/26

OnSite Environmental Inc.
14648 NE 95th ST
Redmond, WA 98052
Attention: David Baumeister
Project Name: Onsite (Chem)
Project #: 791014801

Quality Control
(Continued)

Metals by EPA 200 Series Methods (Continued)

Analyte	Result	Qual	Reporting Limit	Units	Spike Level	Source Result	%REC	%REC Limits	RPD	RPD Limit
Batch: BDC0476 - EPA 200.8 Digested (Continued)										
Matrix Spike (BDC0476-MS6)		**Source: A26C0454-05**			Prepared: 03/25/26 Analyzed: 03/27/26					
Chromium	968.2		0.500	ug/L	1,000	0.181	97%	70-130%		
Copper	932.1		0.500	ug/L	1,000	0.233	93%	70-130%		
Lead	901.7		0.200	ug/L	1,000	0.090	90%	70-130%		
Manganese	977.0		0.200	ug/L	1,000	0.207	98%	70-130%		
Nickel	1,026		0.200	ug/L	1,000	ND	103%	70-130%		
Selenium	989.8		1.000	ug/L	1,000	ND	99%	70-130%		
Silver	471.6		0.200	ug/L	500.0	ND	94%	70-130%		
Thallium	876.4		0.100	ug/L	1,000	ND	88%	70-130%		
Zinc	945.9		0.500	ug/L	1,000	1.174	94%	70-130%		
Matrix Spike Dup (BDC0476-MSD1)		**Source: A26C0316-01**			Prepared: 03/25/26 Analyzed: 03/27/26					
Antimony	933.2		0.300	ug/L	1,000	ND	93%	70-130%	9	15
Arsenic	920.3		0.100	ug/L	1,000	0.522	92%	70-130%	7	15
Barium	916.6		0.300	ug/L	1,000	5.821	91%	70-130%	7	15
Beryllium	958.6		0.300	ug/L	1,000	ND	96%	70-130%	12	20
Cadmium	908.3		0.100	ug/L	1,000	ND	91%	70-130%	7	15
Chromium	893.2		0.500	ug/L	1,000	ND	89%	70-130%	9	15
Copper	853.7		0.500	ug/L	1,000	0.235	85%	70-130%	9	15
Lead	840.0		0.200	ug/L	1,000	ND	84%	70-130%	8	15
Manganese	957.3		0.200	ug/L	1,000	64.59	89%	70-130%	9	15
Nickel	938.5		0.200	ug/L	1,000	1.919	94%	70-130%	10	15
Selenium	883.9		1.000	ug/L	1,000	ND	88%	70-130%	8	25
Silver	428.2		0.200	ug/L	500.0	ND	86%	70-130%	7	15
Thallium	819.1		0.100	ug/L	1,000	ND	82%	70-130%	9	15
Zinc	905.2		0.500	ug/L	1,000	12.41	89%	70-130%	7	15
Matrix Spike Dup (BDC0476-MSD2)		**Source: A26C0336-02**			Prepared: 03/25/26 Analyzed: 03/27/26					
Antimony	977.7		0.300	ug/L	1,000	1.128	98%	70-130%	0.3	15
Arsenic	925.8		0.100	ug/L	1,000	0.431	93%	70-130%	2	15
Barium	920.5		0.300	ug/L	1,000	9.000	91%	70-130%	0.2	15
Beryllium	993.2		0.300	ug/L	1,000	ND	99%	70-130%	2	20
Cadmium	950.6		0.100	ug/L	1,000	ND	95%	70-130%	1	15
Chromium	925.2		0.500	ug/L	1,000	1.370	92%	70-130%	0.7	15
Copper	891.9		0.500	ug/L	1,000	4.707	89%	70-130%	0.6	15
Lead	866.4		0.200	ug/L	1,000	1.128	87%	70-130%	0.5	15
Manganese	938.4		0.200	ug/L	1,000	12.48	93%	70-130%	1	15
Nickel	981.6		0.200	ug/L	1,000	2.129	98%	70-130%	0.9	15

The contents of this report apply to the sample(s) analyzed in accordance with the chain of custody document.
No duplication of this report is allowed, except in its entirety.

Am Test Inc.
13600 NE 126th Place Suite C
Kirkland, WA
(425) 885-1664
www.amtestlab.com

ANALYSIS REPORT

Professional Analytical Services

Date Received: 03/13/26
Date Reported: 04/01/26

OnSite Environmental Inc.
14648 NE 95th ST
Redmond, WA 98052
Attention: David Baumeister
Project Name: Onsite (Chem)
Project #: 791014801

Quality Control
(Continued)

Metals by EPA 200 Series Methods (Continued)

Analyte	Result	Qual	Reporting Limit	Units	Spike Level	Source Result	%REC	%REC Limits	RPD	RPD Limit
Batch: BDC0476 - EPA 200.8 Digested (Continued)										
Matrix Spike Dup (BDC0476-MSD2)		**Source: A26C0336-02**			Prepared: 03/25/26 Analyzed: 03/27/26					
Selenium	925.2		1.000	ug/L	1,000	ND	93%	70-130%	13	25
Thallium	850.0		0.100	ug/L	1,000	ND	85%	70-130%	0.1	15
Zinc	921.2		0.500	ug/L	1,000	7.181	91%	70-130%	0.07	15
Matrix Spike Dup (BDC0476-MSD3)		**Source: A26C0395-05**			Prepared: 03/25/26 Analyzed: 03/27/26					
Antimony	967.1		0.300	ug/L	1,000	ND	97%	70-130%	6	15
Arsenic	924.8		0.100	ug/L	1,000	0.529	92%	70-130%	5	15
Barium	894.4		0.300	ug/L	1,000	8.300	89%	70-130%	8	15
Beryllium	995.6		0.300	ug/L	1,000	ND	100%	70-130%	6	20
Cadmium	922.6		0.100	ug/L	1,000	ND	92%	70-130%	8	15
Chromium	895.1		0.500	ug/L	1,000	0.154	89%	70-130%	8	15
Copper	864.3		0.500	ug/L	1,000	0.491	86%	70-130%	7	15
Lead	838.6		0.200	ug/L	1,000	ND	84%	70-130%	9	15
Manganese	978.3		0.200	ug/L	1,000	73.04	91%	70-130%	7	15
Nickel	949.0		0.200	ug/L	1,000	2.950	95%	70-130%	7	15
Selenium	837.7		1.000	ug/L	1,000	ND	84%	70-130%	25	25
Silver	397.2		0.200	ug/L	500.0	ND	79%	70-130%	0.6	15
Thallium	823.0		0.100	ug/L	1,000	ND	82%	70-130%	9	15
Zinc	898.9		0.500	ug/L	1,000	ND	90%	70-130%	8	15
Matrix Spike Dup (BDC0476-MSD4)		**Source: A26C0427-01**			Prepared: 03/25/26 Analyzed: 03/27/26					
Antimony	994.2		0.300	ug/L	1,000	3.724	99%	70-130%	6	15
Arsenic	950.0		0.100	ug/L	1,000	1.617	95%	70-130%	0.4	15
Barium	951.6		0.300	ug/L	1,000	37.19	91%	70-130%	3	15
Beryllium	1,091		0.300	ug/L	1,000	ND	109%	70-130%	0.6	20
Cadmium	969.5		0.100	ug/L	1,000	0.050	97%	70-130%	2	15
Chromium	945.2		0.500	ug/L	1,000	3.968	94%	70-130%	4	15
Copper	919.1		0.500	ug/L	1,000	18.09	90%	70-130%	4	15
Lead	882.4		0.200	ug/L	1,000	4.298	88%	70-130%	4	15
Manganese	967.1		0.200	ug/L	1,000	33.60	93%	70-130%	4	15
Nickel	985.1		0.200	ug/L	1,000	3.630	98%	70-130%	4	15
Selenium	952.8		1.000	ug/L	1,000	ND	95%	70-130%	3	25
Thallium	855.9		0.100	ug/L	1,000	ND	86%	70-130%	4	15
Zinc	992.6		0.500	ug/L	1,000	53.96	94%	70-130%	5	15
Matrix Spike Dup (BDC0476-MSD5)		**Source: A26C0435-03**			Prepared: 03/25/26 Analyzed: 03/27/26					
Antimony	1,026		0.300	ug/L	1,000	ND	103%	70-130%	0.08	15

The contents of this report apply to the sample(s) analyzed in accordance with the chain of custody document.
No duplication of this report is allowed, except in its entirety.

Am Test Inc.
13600 NE 126th Place Suite C
Kirkland, WA
(425) 885-1664
www.amtestlab.com

ANALYSIS REPORT

Professional Analytical Services

Date Received: 03/13/26
Date Reported: 04/01/26

OnSite Environmental Inc.
14648 NE 95th ST
Redmond, WA 98052
Attention: David Baumeister
Project Name: Onsite (Chem)
Project #: 791014801

Quality Control
(Continued)

Metals by EPA 200 Series Methods (Continued)

Analyte	Result	Qual	Reporting Limit	Units	Spike Level	Source Result	%REC	%REC Limits	RPD	RPD Limit
Batch: BDC0476 - EPA 200.8 Digested (Continued)										
Matrix Spike Dup (BDC0476-MSD5)			**Source: A26C0435-03**		Prepared: 03/25/26 Analyzed: 03/27/26					
Arsenic	990.6		0.100	ug/L	1,000	0.636	99%	70-130%	1	15
Barium	983.7		0.300	ug/L	1,000	9.542	97%	70-130%	2	15
Beryllium	1,070		0.300	ug/L	1,000	ND	107%	70-130%	3	20
Cadmium	994.1		0.100	ug/L	1,000	ND	99%	70-130%	0.3	15
Chromium	998.6		0.500	ug/L	1,000	0.509	100%	70-130%	2	15
Copper	947.5		0.500	ug/L	1,000	0.244	95%	70-130%	2	15
Lead	925.1		0.200	ug/L	1,000	ND	93%	70-130%	1	15
Manganese	998.6		0.200	ug/L	1,000	6.914	99%	70-130%	2	15
Nickel	1,051		0.200	ug/L	1,000	3.517	105%	70-130%	3	15
Selenium	921.1		1.000	ug/L	1,000	ND	92%	70-130%	9	25
Thallium	905.4		0.100	ug/L	1,000	ND	91%	70-130%	1	15
Zinc	960.9		0.500	ug/L	1,000	0.503	96%	70-130%	0.4	15
Matrix Spike Dup (BDC0476-MSD6)			**Source: A26C0454-05**		Prepared: 03/25/26 Analyzed: 03/27/26					
Antimony	935.9		0.300	ug/L	1,000	ND	94%	70-130%	6	15
Arsenic	889.7		0.100	ug/L	1,000	0.482	89%	70-130%	9	15
Barium	886.8		0.300	ug/L	1,000	1.229	89%	70-130%	6	15
Beryllium	992.0		0.300	ug/L	1,000	ND	99%	70-130%	9	20
Cadmium	893.3		0.100	ug/L	1,000	ND	89%	70-130%	8	15
Chromium	882.8		0.500	ug/L	1,000	0.181	88%	70-130%	9	15
Copper	846.0		0.500	ug/L	1,000	0.233	85%	70-130%	10	15
Lead	840.1		0.200	ug/L	1,000	0.090	84%	70-130%	7	15
Manganese	896.4		0.200	ug/L	1,000	0.207	90%	70-130%	9	15
Nickel	927.6		0.200	ug/L	1,000	ND	93%	70-130%	10	15
Selenium	869.1		1.000	ug/L	1,000	ND	87%	70-130%	13	25
Silver	441.2		0.200	ug/L	500.0	ND	88%	70-130%	7	15
Thallium	816.9		0.100	ug/L	1,000	ND	82%	70-130%	7	15
Zinc	880.3		0.500	ug/L	1,000	1.174	88%	70-130%	7	15

The contents of this report apply to the sample(s) analyzed in accordance with the chain of custody document.
No duplication of this report is allowed, except in its entirety.

Am Test Inc.
13600 NE 126th Place Suite C
Kirkland, WA
(425) 885-1664
www.amtestlab.com

AMTEST LABORATORIES

Professional Analytical Services

ANALYSIS REPORT

OnSite Environmental Inc.
14648 NE 95th ST
Redmond, WA 98052
Attention: David Baumeister
Project Name: Onsite (Chem)
Project #: 791014801

Date Received: 03/13/26
Date Reported: 04/01/26

Notes and Definitions

Item	Definition
U	The compound was analyzed for but was not detected (Non-detect) at or above the MRL/MDL.
J	The result is an estimated concentration that is less than the MRL but greater than or equal to the MDL.
HT	The sample was analyzed outside of the method specified holding time.
D	The reported value is from a dilution.
Dry	Sample results reported on a dry weight basis.
ND	Analyte NOT DETECTED at or above the reporting limit.
RPD	Relative Percent Difference
%REC	Percent Recovery
Source	Sample that was matrix spiked or duplicated.

The contents of this report apply to the sample(s) analyzed in accordance with the chain of custody document.
No duplication of this report is allowed, except in its entirety.

A26C0331

Start of 70

OnSite Environmental Inc.

14648 NE 95th Street, Redmond, WA 98052 · (425) 883-3881

Laboratory Reference #: 03-194

Laboratory: AmTest Laboratories

Attention: Aaron Young

13600 NE 126th Pl Kirkland, WA 98034

Phone Number: (425) 885-1664

Turnaround Request

1 Day | 2 Day | 3 Day

Standard

Other: _____

Project Manager: David Baumeister

email: dbaumeister@onsite-env.com

Project Number: 791014801

Project Name: _____

Lab ID	Sample Identification	Date Sampled	Time Sampled	Matrix	# of Cont.	Requested Analyses
01	MW-4	3/12/26	17:10	W	3	Phase II/V IOC
02	MW-5	3/12/26	14:46	W	3	Phase II/V IOC
03	MW-8	3/12/26	13:04	W	3	Phase II/V IOC

Signature	Company	Date	Time	Comments/Special Instructions
Relinquished by:	OSE	3/13/26	1:20pm	1.0°C
Received by:	Amtest	3/13/26	1326	
Relinquished by:				
Received by:				
Relinquished by:				
Received by:				

Anatek Labs, Inc.

Anatek Moscow - 1282 Alturas Drive - Moscow, ID 83843 - 208-883-2839 - moscow@anateklabs.com - FL NELAP E87893
Anatek Spokane - 504 E Sprague Ste. D - Spokane, WA 99202 - 509-838-3999 - spokane@anateklabs.com - FL NELAP E871099
Anatek Yakima - 4802 Tieton Drive - Yakima, WA 98908 - 509-225-9404 - yakima@anateklabs.com - FL NELAP E871190
Anatek Wenatchee - 3019 Gs Center Rd - Wenatchee, WA 98801 - 509-701-8362

Client:	OnSite Environmental, Inc.	Work Order:	WGC0601
Address:	14648 NE. 95th St.	Project:	03-194/791014801
	Redmond, WA 98052	Reported:	4/2/2026 21:44
Attn:	David Baumeister		

Analytical Results Report

System ID#		System Name:	**OnSite Environmental, Inc.**		
Reference Number:	**WGC0601-01**	Collect Date:	**03/12/26 17:10**	County:	
DOH Source #:		Sample Type:		Multiple Source Nos:	
Matrix:	**Drinking Water**	Composition:	**S - Single source samples**		
Date Received:	**03/16/26 10:39**	Sample Purpose:	**O - Other**		
Sample Location:	**MW-4**				

Lab/Sample Number: 125-60101

General Pesticides

DOH #	Analyte	Result	Units	LRL	SDRL	Trigger	MCL/SAL	Analyzed	Analyst	Method	Qualifier
0033	Endrin	ND	ug/L	0.0100	0.01	0.01	2	3/20/26 2:54	TAZ	EPA 505	
0034	Lindane (BHC-gamma)	ND	ug/L	0.0200	0.02	0.02	0.2	3/20/26 2:54	TAZ	EPA 505	
0035	Methoxychlor	ND	ug/L	0.100	0.1	0.1	40	3/20/26 2:54	TAZ	EPA 505	
0036	Toxaphene	ND	ug/L	1.00	1	1	3	3/20/26 2:54	TAZ	EPA 505	
0117	Alachlor	ND	ug/L	0.200	0.2	0.2	2	3/27/26 0:13	BMM	EPA 525.2	
0119	Atrazine	ND	ug/L	0.100	0.1	0.1	3	3/27/26 0:13	BMM	EPA 525.2	
0120	Benzo[a]pyrene	ND	ug/L	0.0200	0.02	0.02	0.2	3/27/26 0:13	BMM	EPA 525.2	
0122	Chlordane (Total)	ND	ug/L	0.200	0.2	0.2	2	3/20/26 2:54	TAZ	EPA 505	
0124	Di (2-ethylhexyl) adipate	ND	ug/L	0.600	0.6	0.6	400	3/27/26 0:13	BMM	EPA 525.2	
0125	Di (2-ethylhexyl) phthalate	ND	ug/L	0.600	0.6	0.6	6	3/27/26 0:13	BMM	EPA 525.2	
0126	Heptachlor	ND	ug/L	0.0400	0.04	0.04	0.4	3/20/26 2:54	TAZ	EPA 505	
0127	Heptachlor epoxide	ND	ug/L	0.0200	0.02	0.02	0.2	3/20/26 2:54	TAZ	EPA 505	
0128	Hexachlorobenzene	ND	ug/L	0.100	0.1	0.1	1	3/27/26 0:13	BMM	EPA 525.2	
0129	Hexachlorocyclopentadiene	ND	ug/L	0.100	0.1	0.1	50	3/27/26 0:13	BMM	EPA 525.2	
0133	Simazine	ND	ug/L	0.0700	0.07	0.07	4	3/27/26 0:13	BMM	EPA 525.2	
0118	Aldrin	ND	ug/L	0.100	0.1	0.1		3/20/26 2:54	TAZ	EPA 505	
0121	Butachlor	ND	ug/L	0.100	0.1	0.1		3/27/26 0:13	BMM	EPA 525.2	
0123	Dieldrin	ND	ug/L	0.100	0.1	0.1		3/20/26 2:54	TAZ	EPA 505	
0130	Metolachlor	ND	ug/L	0.100	0.1	0.1		3/27/26 0:13	BMM	EPA 525.2	
0131	Metribuzin	ND	ug/L	0.100	0.1	0.1		3/27/26 0:13	BMM	EPA 525.2	
0132	Propachlor	ND	ug/L	0.100	0.1	0.1		3/27/26 0:13	BMM	EPA 525.2	
0254	Fluorene	ND	ug/L	0.200	0.2	0.2		3/27/26 0:13	BMM	EPA 525.2	
0173	Arochlor 1221 (1)	ND	ug/L	20.0	20	20		3/20/26 2:54	TAZ	EPA 505	
0174	Arochlor 1232 (1)	ND	ug/L	0.500	0.5	0.5		3/20/26 2:54	TAZ	EPA 505	
0175	Arochlor 1242 (1)	ND	ug/L	0.300	0.3	0.3		3/20/26 2:54	TAZ	EPA 505	
0176	Arochlor 1248 (1)	ND	ug/L	0.100	0.1	0.1		3/20/26 2:54	TAZ	EPA 505	
0177	Arochlor 1254 (1)	ND	ug/L	0.100	0.1	0.1		3/20/26 2:54	TAZ	EPA 505	
0178	Arochlor 1260 (1)	ND	ug/L	0.200	0.2	0.2		3/20/26 2:54	TAZ	EPA 505	
0179	Bromacil	ND	ug/L	0.100	0.1	0.1		3/27/26 0:13	BMM	EPA 525.2	
0180	Arochlor 1016 (1)	ND	ug/L	0.0800	0.08	0.08		3/20/26 2:54	TAZ	EPA 505	
0190	Terbacil	ND	ug/L	0.100	0.1	0.1		3/27/26 0:13	BMM	EPA 525.2	
0208	EPTC	ND	ug/L	0.100	0.1	0.1		3/27/26 0:13	BMM	EPA 525.2	

Anatek Labs, Inc.

Anatek Moscow - 1282 Alturas Drive - Moscow, ID 83843 - 208-883-2839 - moscow@anateklabs.com - FL NELAP E87893
Anatek Spokane - 504 E Sprague Ste. D - Spokane, WA 99202 - 509-838-3999 - spokane@anateklabs.com - FL NELAP E871099
Anatek Yakima - 4802 Tieton Drive - Yakima, WA 98908 - 509-225-9404 - yakima@anateklabs.com - FL NELAP E871190
Anatek Wenatchee - 3019 Gs Center Rd - Wenatchee, WA 98801 - 509-701-8362

Client:	OnSite Environmental, Inc.	Work Order:	WGC0601
Address:	14648 NE. 95th St.	Project:	03-194/791014801
	Redmond, WA 98052	Reported:	4/2/2026 21:44
Attn:	David Baumeister		

Analytical Results Report

System ID#		System Name:	**OnSite Environmental, Inc.**		
Reference Number:	**WGC0601-01**	Collect Date:	**03/12/26 17:10**	County:	
DOH Source #:		Sample Type:		Multiple Source Nos:	
Matrix:	**Drinking Water**	Composition:	**S - Single source samples**		
Date Received:	**03/16/26 10:39**	Sample Purpose:	**O - Other**		
Sample Location:	**MW-4**				

Lab/Sample Number: 125-60101

General Pesticides (Continued)

DOH #	Analyte	Result	Units	LRL	SDRL	Trigger	MCL/SAL	Analyzed	Analyst	Method	Qualifier
0218	Molinate	ND	ug/L	0.100	0.1	0.1	0.1	3/27/26 0:13	BMM	EPA 525.2	
0232	4,4'-DDD	ND	ug/L	0.100	0.1	0.1		3/20/26 2:54	TAZ	EPA 505	
0233	4,4'-DDE	ND	ug/L	0.100	0.1	0.1		3/20/26 2:54	TAZ	EPA 505	
0234	4,4'-DDT	ND	ug/L	0.100	0.1	0.1		3/20/26 2:54	TAZ	EPA 505	
0243	Trifluralin	ND	ug/L	0.100	0.1	0.1		3/27/26 0:13	BMM	EPA 525.2	
0244	Acenaphthylene	ND	ug/L	0.200	0.2	0.2		3/27/26 0:13	BMM	EPA 525.2	
0246	Anthracene	ND	ug/L	0.200	0.2	0.2		3/27/26 0:13	BMM	EPA 525.2	
0247	Benzo[a]anthracene	ND	ug/L	0.200	0.2	0.2		3/27/26 0:13	BMM	EPA 525.2	
0248	Benzo[b]fluoranthene	ND	ug/L	0.200	0.2	0.2		3/27/26 0:13	BMM	EPA 525.2	
0250	Benzo[k]fluoranthene	ND	ug/L	0.200	0.2	0.2		3/27/26 0:13	BMM	EPA 525.2	
0251	Chrysene	ND	ug/L	0.200	0.2	0.2		3/27/26 0:13	BMM	EPA 525.2	
0256	Phenanthrene	ND	ug/L	0.200	0.2	0.2		3/27/26 0:13	BMM	EPA 525.2	
0257	Pyrene	ND	ug/L	0.200	0.2	0.2		3/27/26 0:13	BMM	EPA 525.2	
0258	Benzyl Butyl Phthalate	ND	ug/L	1.00	1	1.0		3/27/26 0:13	BMM	EPA 525.2	
0259	Di-n-butyl phthalate	ND	ug/L	1.00	1	1.0		3/27/26 0:13	BMM	EPA 525.2	
0260	Diethyl phthalate	ND	ug/L	1.00	1	1.0		3/27/26 0:13	BMM	EPA 525.2	
0261	Dimethyl phthalate	ND	ug/L	1.00	1	1.0		3/27/26 0:13	BMM	EPA 525.2	
0153	PCB (as total arochlors)	ND	ug/L	0.500	0	--	0.5	3/20/26 2:54	TAZ	EPA 505	

Herbicides

DOH #	Analyte	Result	Units	LRL	SDRL	Trigger	MCL/SAL	Analyzed	Analyst	Method	Qualifier
0137	Dalapon	ND	ug/L	1.00	1	1	200	3/27/26 2:31	EWO	EPA 515.4	
0037	2,4-D	ND	ug/L	0.100	0.1	0.1	70	3/27/26 1:57	EWO	EPA 515.4	
0038	2,4,5-TP (Silvex)	ND	ug/L	0.200	0.2	0.2	50	3/27/26 1:57	EWO	EPA 515.4	
0134	Pentachlorophenol	ND	ug/L	0.0400	0.04	0.04	1	3/27/26 1:57	EWO	EPA 515.4	
0139	Dinoseb	ND	ug/L	0.200	0.2	0.2	7	3/27/26 1:57	EWO	EPA 515.4	
0140	Picloram	ND	ug/L	0.100	0.1	0.1	500	3/27/26 1:57	EWO	EPA 515.4	
0138	Dicamba	ND	ug/L	0.200	0.2	0.2		3/27/26 1:57	EWO	EPA 515.4	
0136	2,4,5-T	ND	ug/L	0.400	0.4	0.4		3/27/26 1:57	EWO	EPA 515.4	
0220	Bentazon	ND	ug/L	0.500	0.5	0.5		3/27/26 1:57	EWO	EPA 515.4	
0221	Dichlorprop	ND	ug/L	0.500	0.5	0.5		3/27/26 1:57	EWO	EPA 515.4	
0223	Acifluorofen	ND	ug/L	1.00	2	2.0		3/27/26 1:57	EWO	EPA 515.4	

Anatek Labs, Inc.

Anatek Moscow - 1282 Alturas Drive - Moscow, ID 83843 - 208-883-2839 - moscow@anateklabs.com - FL NELAP E87893
Anatek Spokane - 504 E Sprague Ste. D - Spokane, WA 99202 - 509-838-3999 - spokane@anateklabs.com - FL NELAP E871099
Anatek Yakima - 4802 Tieton Drive - Yakima, WA 98908 - 509-225-9404 - yakima@anateklabs.com - FL NELAP E871190
Anatek Wenatchee - 3019 Gs Center Rd - Wenatchee, WA 98801 - 509-701-8362

Client:	OnSite Environmental, Inc.	Work Order:	WGC0601
Address:	14648 NE. 95th St.	Project:	03-194/791014801
	Redmond, WA 98052	Reported:	4/2/2026 21:44
Attn:	David Baumeister		

Analytical Results Report

System ID#		System Name:	**OnSite Environmental, Inc.**		
Reference Number:	**WGC0601-01**	Collect Date:	**03/12/26 17:10**	County:	
DOH Source #:		Sample Type:		Multiple Source Nos:	
Matrix:	**Drinking Water**	Composition:	**S - Single source samples**		
Date Received:	**03/16/26 10:39**	Sample Purpose:	**O - Other**		
Sample Location:	**MW-4**				

Lab/Sample Number: 125-60101

Herbicides (Continued)

DOH #	Analyte	Result	Units	LRL	SDRL	Trigger	MCL/SAL	Analyzed	Analyst	Method	Qualifier
0225	DCPA (Acid Metabolites)	ND	ug/L	0.0200	0.1	0.1		3/27/26 1:57	EWO	EPA 515.4	
0226	3,5-Dichlorobenzoic Acid	ND	ug/L	0.500	0.5	0.5		3/27/26 1:57	EWO	EPA 515.4	
0135	2,4-DB	ND	ug/L	1.00	1	1.0		3/27/26 1:57	EWO	EPA 515.4	

Insecticides/Carbamates

DOH #	Analyte	Result	Units	LRL	SDRL	Trigger	MCL/SAL	Analyzed	Analyst	Method	Qualifier
0146	Carbofuran	ND	ug/L	0.900	0.9	0.9	40	3/24/26 12:35	BKP	EPA 531.2	
0148	Oxamyl (Vydate)	ND	ug/L	2.00	2	2	200	3/24/26 12:35	BKP	EPA 531.2	
0142	Aldicarb	ND	ug/L	0.500	0.5	0.5	3	3/24/26 12:35	BKP	EPA 531.2	
0143	Aldicarb Sulfone	ND	ug/L	0.800	0.8	0.8	2	3/24/26 12:35	BKP	EPA 531.2	
0144	Aldicarb Sulfoxide	ND	ug/L	0.500	0.5	0.5	4	3/24/26 12:35	BKP	EPA 531.2	
0145	Carbaryl	ND	ug/L	2.00	2	2.0		3/24/26 12:35	BKP	EPA 531.2	
0147	Methomyl	ND	ug/L	4.00	4	4.0		3/24/26 12:35	BKP	EPA 531.2	

Diquat

DOH #	Analyte	Result	Units	LRL	SDRL	Trigger	MCL/SAL	Analyzed	Analyst	Method	Qualifier
0150	Diquat	ND	ug/L	0.400	0.4	0.4	20	4/1/26 12:46	JBC	EPA 549.2	

Endothall

DOH #	Analyte	Result	Units	LRL	SDRL	Trigger	MCL/SAL	Analyzed	Analyst	Method	Qualifier
0151	Endothall	ND	ug/L	9.00	9	9	100	3/19/26 18:18	TGT	EPA 548.1	

Glyphosate

DOH #	Analyte	Result	Units	LRL	SDRL	Trigger	MCL/SAL	Analyzed	Analyst	Method	Qualifier
0152	Glyphosate	ND	ug/L	5.00	6	6	700	3/25/26 17:56	BKP	EPA 547	

Volatile Organic Compounds

DOH #	Analyte	Result	Units	LRL	SDRL	Trigger	MCL/SAL	Analyzed	Analyst	Method	Qualifier
0079	1,2,3-Trichloropropane	ND	ug/L	0.500	0.5	0.5		3/24/26 6:59	TAZ	EPA 504.1	
0102	EDB	ND	ug/L	0.0100	0.01	0.01	0.05	3/24/26 6:59	TAZ	EPA 504.1	
0103	DBCP	ND	ug/L	0.0200	0.02	0.02	0.2	3/24/26 6:59	TAZ	EPA 504.1	

Not on WA Template

Anatek Labs, Inc.

Anatek Moscow - 1282 Alturas Drive - Moscow, ID 83843 - 208-883-2839 - moscow@anateklabs.com - FL NELAP E87893
Anatek Spokane - 504 E Sprague Ste. D - Spokane, WA 99202 - 509-838-3999 - spokane@anateklabs.com - FL NELAP E871099
Anatek Yakima - 4802 Tieton Drive - Yakima, WA 98908 - 509-225-9404 - yakima@anateklabs.com - FL NELAP E871190
Anatek Wenatchee - 3019 Gs Center Rd - Wenatchee, WA 98801 - 509-701-8362

Client:	OnSite Environmental, Inc.	Work Order:	WGC0601
Address:	14648 NE. 95th St.	Project:	03-194/791014801
	Redmond, WA 98052	Reported:	4/2/2026 21:44
Attn:	David Baumeister		

Analytical Results Report

System ID#		System Name:	**OnSite Environmental, Inc.**		
Reference Number:	**WGC0601-01**	Collect Date:	**03/12/26 17:10**	County:	
DOH Source #:		Sample Type:		Multiple Source Nos:	
Matrix:	**Drinking Water**	Composition:	**S - Single source samples**		
Date Received:	**03/16/26 10:39**	Sample Purpose:	**O - Other**		
Sample Location:	**MW-4**				

Lab/Sample Number: 125-60101

DOH #	Analyte	Result	Units	LRL	SDRL	Trigger	MCL/SAL	Analyzed	Analyst	Method	Qualifier
	alpha-BHC	ND	ug/L	0.100				3/20/26 2:54	TAZ	EPA 505	
	Endosulfan sulfate	ND	ug/L	0.100				3/20/26 2:54	TAZ	EPA 505	
	beta-BHC	ND	ug/L	0.100				3/20/26 2:54	TAZ	EPA 505	
	delta-BHC	ND	ug/L	0.100				3/20/26 2:54	TAZ	EPA 505	
	Endosulfan II	ND	ug/L	0.100				3/20/26 2:54	TAZ	EPA 505	
	Endrin aldehyde	ND	ug/L	0.100				3/20/26 2:54	TAZ	EPA 505	
	Endrin ketone	ND	ug/L	0.100				3/20/26 2:54	TAZ	EPA 505	
	Endosulfan I	ND	ug/L	0.100				3/20/26 2:54	TAZ	EPA 505	
	Triadimefon	ND	ug/L	0.200				3/27/26 0:13	BMM	EPA 525.2	
	Pronamide	ND	ug/L	0.200				3/27/26 0:13	BMM	EPA 525.2	
	Ethyl parathion	ND	ug/L	0.200				3/27/26 0:13	BMM	EPA 525.2	
	Fluoranthene	ND	ug/L	0.200				3/27/26 0:13	BMM	EPA 525.2	
	MCPA	ND	ug/L	0.200				3/27/26 0:13	BMM	EPA 525.2	
	Parathion ethyl	ND	ug/L	0.200				3/27/26 0:13	BMM	EPA 525.2	
	Permethrin	ND	ug/L	0.200				3/27/26 0:13	BMM	EPA 525.2	
	Chlorpyrifos	ND	ug/L	0.200				3/27/26 0:13	BMM	EPA 525.2	
0183	Prometon	ND	ug/L	0.200		0.2		3/27/26 0:13	BMM	EPA 525.2	
0202	Diazinon	ND	ug/L	0.200		0.2		3/27/26 0:13	BMM	EPA 525.2	
0236	Cyanizine	ND	ug/L	0.200		0.2		3/27/26 0:13	BMM	EPA 525.2	
0239	Malathion	ND	ug/L	0.200		0.2		3/27/26 0:13	BMM	EPA 525.2	
0245	Acenaphthene	ND	ug/L	0.200		0.2		3/27/26 0:13	BMM	EPA 525.2	
0249	Benzo(g,h,i)perylene	ND	ug/L	0.200		0.2		3/27/26 0:13	BMM	EPA 525.2	
0252	Dibenz(a,h)anthracene	ND	ug/L	0.200		0.2		3/27/26 0:13	BMM	EPA 525.2	
0255	Indeno(1,2,3-cd)pyrene	ND	ug/L	0.200		0.2		3/27/26 0:13	BMM	EPA 525.2	
0274	Pendimethalin	ND	ug/L	0.200				3/27/26 0:13	BMM	EPA 525.2	
	Propoxur	ND	ug/L	1.00				3/24/26 12:35	BKP	EPA 531.2	
0141	3-Hydroxycarbofuran	ND	ug/L	2.00				3/24/26 12:35	BKP	EPA 531.2	
0327	Methiocarb	ND	ug/L	1.00				3/24/26 12:35	BKP	EPA 531.2	
0224	Chloramben	ND	ug/L	0.200		0.2		3/27/26 1:57	EWO	EPA 515.4	
	Surrogate: TCX - 2,4,5,6-tetrachloro	*110%*		*70-130*				*3/24/26 7:25*	*TAZ*	*EPA 504.1*	
	Surrogate: DCB	*109%*		*70-130*				*3/20/26 2:54*	*TAZ*	*EPA 505*	
	Surrogate: BDMC	*105%*		*70-130*				*3/24/26 12:35*	*BKP*	*EPA 531.2*	

Anatek Labs, Inc.

Anatek Moscow - 1282 Alturas Drive - Moscow, ID 83843 - 208-883-2839 - moscow@anateklabs.com - FL NELAP E87893
Anatek Spokane - 504 E Sprague Ste. D - Spokane, WA 99202 - 509-838-3999 - spokane@anateklabs.com - FL NELAP E871099
Anatek Yakima - 4802 Tieton Drive - Yakima, WA 98908 - 509-225-9404 - yakima@anateklabs.com - FL NELAP E871190
Anatek Wenatchee - 3019 Gs Center Rd - Wenatchee, WA 98801 - 509-701-8362

Client:	OnSite Environmental, Inc.	Work Order:	WGC0601
Address:	14648 NE. 95th St.	Project:	03-194/791014801
	Redmond, WA 98052	Reported:	4/2/2026 21:44
Attn:	David Baumeister		

Analytical Results Report

System ID#		System Name:	**OnSite Environmental, Inc.**		
Reference Number:	**WGC0601-02**	Collect Date:	**03/12/26 14:46**	County:	
DOH Source #:		Sample Type:		Multiple Source Nos:	
Matrix:	**Drinking Water**	Composition:	**S - Single source samples**		
Date Received:	**03/16/26 10:39**	Sample Purpose:	**O - Other**		
Sample Location:	**MW-5**				

Lab/Sample Number: 125-60102

General Pesticides

DOH #	Analyte	Result	Units	LRL	SDRL	Trigger	MCL/SAL	Analyzed	Analyst	Method	Qualifier
0033	Endrin	ND	ug/L	0.0100	0.01	0.01	2	3/20/26 3:12	TAZ	EPA 505	
0034	Lindane (BHC-gamma)	ND	ug/L	0.0200	0.02	0.02	0.2	3/20/26 3:12	TAZ	EPA 505	
0035	Methoxychlor	ND	ug/L	0.100	0.1	0.1	40	3/20/26 3:12	TAZ	EPA 505	
0036	Toxaphene	ND	ug/L	1.00	1	1	3	3/20/26 3:12	TAZ	EPA 505	
0117	Alachlor	ND	ug/L	0.200	0.2	0.2	2	3/27/26 0:47	BMM	EPA 525.2	
0119	Atrazine	ND	ug/L	0.100	0.1	0.1	3	3/27/26 0:47	BMM	EPA 525.2	
0120	Benzo[a]pyrene	ND	ug/L	0.0200	0.02	0.02	0.2	3/27/26 0:47	BMM	EPA 525.2	
0122	Chlordane (Total)	ND	ug/L	0.200	0.2	0.2	2	3/20/26 3:12	TAZ	EPA 505	
0124	Di (2-ethylhexyl) adipate	ND	ug/L	0.600	0.6	0.6	400	3/27/26 0:47	BMM	EPA 525.2	
0125	Di (2-ethylhexyl) phthalate	ND	ug/L	0.600	0.6	0.6	6	3/27/26 0:47	BMM	EPA 525.2	
0126	Heptachlor	ND	ug/L	0.0400	0.04	0.04	0.4	3/20/26 3:12	TAZ	EPA 505	
0127	Heptachlor epoxide	ND	ug/L	0.0200	0.02	0.02	0.2	3/20/26 3:12	TAZ	EPA 505	
0128	Hexachlorobenzene	ND	ug/L	0.100	0.1	0.1	1	3/27/26 0:47	BMM	EPA 525.2	
0129	Hexachlorocyclopentadiene	ND	ug/L	0.100	0.1	0.1	50	3/27/26 0:47	BMM	EPA 525.2	
0133	Simazine	ND	ug/L	0.0700	0.07	0.07	4	3/27/26 0:47	BMM	EPA 525.2	
0118	Aldrin	ND	ug/L	0.100	0.1	0.1		3/20/26 3:12	TAZ	EPA 505	
0121	Butachlor	ND	ug/L	0.100	0.1	0.1		3/27/26 0:47	BMM	EPA 525.2	
0123	Dieldrin	ND	ug/L	0.100	0.1	0.1		3/20/26 3:12	TAZ	EPA 505	
0130	Metolachlor	ND	ug/L	0.100	0.1	0.1		3/27/26 0:47	BMM	EPA 525.2	
0131	Metribuzin	ND	ug/L	0.100	0.1	0.1		3/27/26 0:47	BMM	EPA 525.2	
0132	Propachlor	ND	ug/L	0.100	0.1	0.1		3/27/26 0:47	BMM	EPA 525.2	
0254	Fluorene	ND	ug/L	0.200	0.2	0.2		3/27/26 0:47	BMM	EPA 525.2	
0173	Arochlor 1221 (1)	ND	ug/L	20.0	20	20		3/20/26 3:12	TAZ	EPA 505	
0174	Arochlor 1232 (1)	ND	ug/L	0.500	0.5	0.5		3/20/26 3:12	TAZ	EPA 505	
0175	Arochlor 1242 (1)	ND	ug/L	0.300	0.3	0.3		3/20/26 3:12	TAZ	EPA 505	
0176	Arochlor 1248 (1)	ND	ug/L	0.100	0.1	0.1		3/20/26 3:12	TAZ	EPA 505	
0177	Arochlor 1254 (1)	ND	ug/L	0.100	0.1	0.1		3/20/26 3:12	TAZ	EPA 505	
0178	Arochlor 1260 (1)	ND	ug/L	0.200	0.2	0.2		3/20/26 3:12	TAZ	EPA 505	
0179	Bromacil	ND	ug/L	0.100	0.1	0.1		3/27/26 0:47	BMM	EPA 525.2	
0180	Arochlor 1016 (1)	ND	ug/L	0.0800	0.08	0.08		3/20/26 3:12	TAZ	EPA 505	
0190	Terbacil	ND	ug/L	0.100	0.1	0.1		3/27/26 0:47	BMM	EPA 525.2	
0208	EPTC	ND	ug/L	0.100	0.1	0.1		3/27/26 0:47	BMM	EPA 525.2	

Anatek Labs, Inc.

Anatek Moscow - 1282 Alturas Drive - Moscow, ID 83843 - 208-883-2839 - moscow@anateklabs.com - FL NELAP E87893
Anatek Spokane - 504 E Sprague Ste. D - Spokane, WA 99202 - 509-838-3999 - spokane@anateklabs.com - FL NELAP E871099
Anatek Yakima - 4802 Tieton Drive - Yakima, WA 98908 - 509-225-9404 - yakima@anateklabs.com - FL NELAP E871190
Anatek Wenatchee - 3019 Gs Center Rd - Wenatchee, WA 98801 - 509-701-8362

Client:	OnSite Environmental, Inc.	Work Order:	WGC0601
Address:	14648 NE. 95th St.	Project:	03-194/791014801
	Redmond, WA 98052	Reported:	4/2/2026 21:44
Attn:	David Baumeister		

Analytical Results Report

System ID#		System Name:	**OnSite Environmental, Inc.**		
Reference Number:	**WGC0601-02**	Collect Date:	**03/12/26 14:46**	County:	
DOH Source #:		Sample Type:		Multiple Source Nos:	
Matrix:	**Drinking Water**	Composition:	**S - Single source samples**		
Date Received:	**03/16/26 10:39**	Sample Purpose:	**O - Other**		
Sample Location:	**MW-5**				

Lab/Sample Number: 125-60102

General Pesticides (Continued)

DOH #	Analyte	Result	Units	LRL	SDRL	Trigger	MCL/SAL	Analyzed	Analyst	Method	Qualifier
0218	Molinate	ND	ug/L	0.100	0.1	0.1	0.1	3/27/26 0:47	BMM	EPA 525.2	
0232	4,4'-DDD	ND	ug/L	0.100	0.1	0.1		3/20/26 3:12	TAZ	EPA 505	
0233	4,4'-DDE	ND	ug/L	0.100	0.1	0.1		3/20/26 3:12	TAZ	EPA 505	
0234	4,4'-DDT	ND	ug/L	0.100	0.1	0.1		3/20/26 3:12	TAZ	EPA 505	
0243	Trifluralin	ND	ug/L	0.100	0.1	0.1		3/27/26 0:47	BMM	EPA 525.2	
0244	Acenaphthylene	ND	ug/L	0.200	0.2	0.2		3/27/26 0:47	BMM	EPA 525.2	
0246	Anthracene	ND	ug/L	0.200	0.2	0.2		3/27/26 0:47	BMM	EPA 525.2	
0247	Benzo[a]anthracene	ND	ug/L	0.200	0.2	0.2		3/27/26 0:47	BMM	EPA 525.2	
0248	Benzo[b]fluoranthene	ND	ug/L	0.200	0.2	0.2		3/27/26 0:47	BMM	EPA 525.2	
0250	Benzo[k]fluoranthene	ND	ug/L	0.200	0.2	0.2		3/27/26 0:47	BMM	EPA 525.2	
0251	Chrysene	ND	ug/L	0.200	0.2	0.2		3/27/26 0:47	BMM	EPA 525.2	
0256	Phenanthrene	ND	ug/L	0.200	0.2	0.2		3/27/26 0:47	BMM	EPA 525.2	
0257	Pyrene	ND	ug/L	0.200	0.2	0.2		3/27/26 0:47	BMM	EPA 525.2	
0258	Benzyl Butyl Phthalate	ND	ug/L	1.00	1	1.0		3/27/26 0:47	BMM	EPA 525.2	
0259	Di-n-butyl phthalate	ND	ug/L	1.00	1	1.0		3/27/26 0:47	BMM	EPA 525.2	
0260	Diethyl phthalate	ND	ug/L	1.00	1	1.0		3/27/26 0:47	BMM	EPA 525.2	
0261	Dimethyl phthalate	ND	ug/L	1.00	1	1.0		3/27/26 0:47	BMM	EPA 525.2	
0153	PCB (as total arochlors)	ND	ug/L	0.500	0	--	0.5	3/20/26 3:12	TAZ	EPA 505	

Herbicides

DOH #	Analyte	Result	Units	LRL	SDRL	Trigger	MCL/SAL	Analyzed	Analyst	Method	Qualifier
0137	Dalapon	ND	ug/L	1.00	1	1	200	3/27/26 3:06	EWO	EPA 515.4	
0037	2,4-D	ND	ug/L	0.100	0.1	0.1	70	3/27/26 2:31	EWO	EPA 515.4	
0038	2,4,5-TP (Silvex)	ND	ug/L	0.200	0.2	0.2	50	3/27/26 2:31	EWO	EPA 515.4	
0134	Pentachlorophenol	ND	ug/L	0.0400	0.04	0.04	1	3/27/26 2:31	EWO	EPA 515.4	
0139	Dinoseb	ND	ug/L	0.200	0.2	0.2	7	3/27/26 2:31	EWO	EPA 515.4	
0140	Picloram	ND	ug/L	0.100	0.1	0.1	500	3/27/26 2:31	EWO	EPA 515.4	
0138	Dicamba	ND	ug/L	0.200	0.2	0.2		3/27/26 2:31	EWO	EPA 515.4	
0136	2,4,5-T	ND	ug/L	0.400	0.4	0.4		3/27/26 2:31	EWO	EPA 515.4	
0220	Bentazon	ND	ug/L	0.500	0.5	0.5		3/27/26 2:31	EWO	EPA 515.4	
0221	Dichlorprop	ND	ug/L	0.500	0.5	0.5		3/27/26 2:31	EWO	EPA 515.4	
0223	Acifluorofen	ND	ug/L	1.00	2	2.0		3/27/26 2:31	EWO	EPA 515.4	

Anatek Labs, Inc.

Anatek Moscow - 1282 Alturas Drive - Moscow, ID 83843 - 208-883-2839 - moscow@anateklabs.com - FL NELAP E87893
Anatek Spokane - 504 E Sprague Ste. D - Spokane, WA 99202 - 509-838-3999 - spokane@anateklabs.com - FL NELAP E871099
Anatek Yakima - 4802 Tieton Drive - Yakima, WA 98908 - 509-225-9404 - yakima@anateklabs.com - FL NELAP E871190
Anatek Wenatchee - 3019 Gs Center Rd - Wenatchee, WA 98801 - 509-701-8362

Client:	OnSite Environmental, Inc.	Work Order:	WGC0601
Address:	14648 NE. 95th St.	Project:	03-194/791014801
	Redmond, WA 98052	Reported:	4/2/2026 21:44
Attn:	David Baumeister		

Analytical Results Report

System ID#		System Name:	**OnSite Environmental, Inc.**		
Reference Number:	**WGC0601-02**	Collect Date:	**03/12/26 14:46**	County:	
DOH Source #:		Sample Type:		Multiple Source Nos:	
Matrix:	**Drinking Water**	Composition:	**S - Single source samples**		
Date Received:	**03/16/26 10:39**	Sample Purpose:	**O - Other**		
Sample Location:	**MW-5**				

Lab/Sample Number: 125-60102

Herbicides (Continued)

DOH #	Analyte	Result	Units	LRL	SDRL	Trigger	MCL/SAL	Analyzed	Analyst	Method	Qualifier
0225	DCPA (Acid Metabolites)	ND	ug/L	0.0200	0.1	0.1		3/27/26 2:31	EWO	EPA 515.4	
0226	3,5-Dichlorobenzoic Acid	ND	ug/L	0.500	0.5	0.5		3/27/26 2:31	EWO	EPA 515.4	
0135	2,4-DB	ND	ug/L	1.00	1	1.0		3/27/26 2:31	EWO	EPA 515.4	

Insecticides/Carbamates

DOH #	Analyte	Result	Units	LRL	SDRL	Trigger	MCL/SAL	Analyzed	Analyst	Method	Qualifier
0146	Carbofuran	ND	ug/L	0.900	0.9	0.9	40	3/24/26 13:31	BKP	EPA 531.2	
0148	Oxamyl (Vydate)	ND	ug/L	2.00	2	2	200	3/24/26 13:31	BKP	EPA 531.2	
0142	Aldicarb	ND	ug/L	0.500	0.5	0.5	3	3/24/26 13:31	BKP	EPA 531.2	
0143	Aldicarb Sulfone	ND	ug/L	0.800	0.8	0.8	2	3/24/26 13:31	BKP	EPA 531.2	
0144	Aldicarb Sulfoxide	ND	ug/L	0.500	0.5	0.5	4	3/24/26 13:31	BKP	EPA 531.2	
0145	Carbaryl	ND	ug/L	2.00	2	2.0		3/24/26 13:31	BKP	EPA 531.2	
0147	Methomyl	ND	ug/L	4.00	4	4.0		3/24/26 13:31	BKP	EPA 531.2	

Diquat

DOH #	Analyte	Result	Units	LRL	SDRL	Trigger	MCL/SAL	Analyzed	Analyst	Method	Qualifier
0150	Diquat	ND	ug/L	0.400	0.4	0.4	20	4/1/26 12:51	JBC	EPA 549.2	

Endothall

DOH #	Analyte	Result	Units	LRL	SDRL	Trigger	MCL/SAL	Analyzed	Analyst	Method	Qualifier
0151	Endothall	ND	ug/L	9.00	9	9	100	3/19/26 18:36	TGT	EPA 548.1	

Glyphosate

DOH #	Analyte	Result	Units	LRL	SDRL	Trigger	MCL/SAL	Analyzed	Analyst	Method	Qualifier
0152	Glyphosate	ND	ug/L	5.00	6	6	700	3/25/26 18:25	BKP	EPA 547	

Volatile Organic Compounds

DOH #	Analyte	Result	Units	LRL	SDRL	Trigger	MCL/SAL	Analyzed	Analyst	Method	Qualifier
0079	1,2,3-Trichloropropane	ND	ug/L	0.500	0.5	0.5		3/24/26 7:25	TAZ	EPA 504.1	
0102	EDB	ND	ug/L	0.0100	0.01	0.01	0.05	3/24/26 7:25	TAZ	EPA 504.1	
0103	DBCP	ND	ug/L	0.0200	0.02	0.02	0.2	3/24/26 7:25	TAZ	EPA 504.1	

Not on WA Template

Anatek Labs, Inc.

Anatek Moscow - 1282 Alturas Drive - Moscow, ID 83843 - 208-883-2839 - moscow@anateklabs.com - FL NELAP E87893
Anatek Spokane - 504 E Sprague Ste. D - Spokane, WA 99202 - 509-838-3999 - spokane@anateklabs.com - FL NELAP E871099
Anatek Yakima - 4802 Tieton Drive - Yakima, WA 98908 - 509-225-9404 - yakima@anateklabs.com - FL NELAP E871190
Anatek Wenatchee - 3019 Gs Center Rd - Wenatchee, WA 98801 - 509-701-8362

Client:	OnSite Environmental, Inc.	Work Order:	WGC0601
Address:	14648 NE. 95th St.	Project:	03-194/791014801
	Redmond, WA 98052	Reported:	4/2/2026 21:44
Attn:	David Baumeister		

Analytical Results Report

System ID#		System Name:	**OnSite Environmental, Inc.**		
Reference Number:	**WGC0601-02**	Collect Date:	**03/12/26 14:46**	County:	
DOH Source #:		Sample Type:		Multiple Source Nos:	
Matrix:	**Drinking Water**	Composition:	**S - Single source samples**		
Date Received:	**03/16/26 10:39**	Sample Purpose:	**O - Other**		
Sample Location:	**MW-5**				

Lab/Sample Number: 125-60102

DOH #	Analyte	Result	Units	LRL	SDRL	Trigger	MCL/SAL	Analyzed	Analyst	Method	Qualifier
	alpha-BHC	ND	ug/L	0.100				3/20/26 3:12	TAZ	EPA 505	
	beta-BHC	ND	ug/L	0.100				3/20/26 3:12	TAZ	EPA 505	
	delta-BHC	ND	ug/L	0.100				3/20/26 3:12	TAZ	EPA 505	
	Endosulfan I	ND	ug/L	0.100				3/20/26 3:12	TAZ	EPA 505	
	Endosulfan II	ND	ug/L	0.100				3/20/26 3:12	TAZ	EPA 505	
	Endosulfan sulfate	ND	ug/L	0.100				3/20/26 3:12	TAZ	EPA 505	
	Endrin ketone	ND	ug/L	0.100				3/20/26 3:12	TAZ	EPA 505	
	Endrin aldehyde	ND	ug/L	0.100				3/20/26 3:12	TAZ	EPA 505	
	Chlorpyrifos	ND	ug/L	0.200				3/27/26 0:47	BMM	EPA 525.2	
	Ethyl parathion	ND	ug/L	0.200				3/27/26 0:47	BMM	EPA 525.2	
	Fluoranthene	ND	ug/L	0.200				3/27/26 0:47	BMM	EPA 525.2	
	MCPA	ND	ug/L	0.200				3/27/26 0:47	BMM	EPA 525.2	
	Parathion ethyl	ND	ug/L	0.200				3/27/26 0:47	BMM	EPA 525.2	
	Permethrin	ND	ug/L	0.200				3/27/26 0:47	BMM	EPA 525.2	
	Pronamide	ND	ug/L	0.200				3/27/26 0:47	BMM	EPA 525.2	
	Triadimefon	ND	ug/L	0.200				3/27/26 0:47	BMM	EPA 525.2	
0183	Prometon	ND	ug/L	0.200		0.2		3/27/26 0:47	BMM	EPA 525.2	
0202	Diazinon	ND	ug/L	0.200		0.2		3/27/26 0:47	BMM	EPA 525.2	
0236	Cyanizine	ND	ug/L	0.200		0.2		3/27/26 0:47	BMM	EPA 525.2	
0239	Malathion	ND	ug/L	0.200		0.2		3/27/26 0:47	BMM	EPA 525.2	
0245	Acenaphthene	ND	ug/L	0.200		0.2		3/27/26 0:47	BMM	EPA 525.2	
0249	Benzo(g,h,i)perylene	ND	ug/L	0.200		0.2		3/27/26 0:47	BMM	EPA 525.2	
0252	Dibenz(a,h)anthracene	ND	ug/L	0.200		0.2		3/27/26 0:47	BMM	EPA 525.2	
0255	Indeno(1,2,3-cd)pyrene	ND	ug/L	0.200		0.2		3/27/26 0:47	BMM	EPA 525.2	
0274	Pendimethalin	ND	ug/L	0.200				3/27/26 0:47	BMM	EPA 525.2	
	Propoxur	ND	ug/L	1.00				3/24/26 13:31	BKP	EPA 531.2	
0141	3-Hydroxycarbofuran	ND	ug/L	2.00				3/24/26 13:31	BKP	EPA 531.2	
0327	Methiocarb	ND	ug/L	1.00				3/24/26 13:31	BKP	EPA 531.2	
0224	Chloramben	ND	ug/L	0.200		0.2		3/27/26 2:31	EWO	EPA 515.4	
	Surrogate: TCX - 2,4,5,6-tetrachloro	*101%*			*70-130*			*3/24/26 7:51*	*TAZ*	*EPA 504.1*	
	Surrogate: DCB	*86.3%*			*70-130*			*3/20/26 3:12*	*TAZ*	*EPA 505*	
	Surrogate: BDMC	*109%*			*70-130*			*3/24/26 13:31*	*BKP*	*EPA 531.2*	

Anatek Labs, Inc.

Anatek Moscow - 1282 Alturas Drive - Moscow, ID 83843 - 208-883-2839 - moscow@anateklabs.com - FL NELAP E87893
Anatek Spokane - 504 E Sprague Ste. D - Spokane, WA 99202 - 509-838-3999 - spokane@anateklabs.com - FL NELAP E871099
Anatek Yakima - 4802 Tieton Drive - Yakima, WA 98908 - 509-225-9404 - yakima@anateklabs.com - FL NELAP E871190
Anatek Wenatchee - 3019 Gs Center Rd - Wenatchee, WA 98801 - 509-701-8362

Client:	OnSite Environmental, Inc.	Work Order:	WGC0601
Address:	14648 NE. 95th St.	Project:	03-194/791014801
	Redmond, WA 98052	Reported:	4/2/2026 21:44
Attn:	David Baumeister		

Analytical Results Report

System ID#		System Name:	**OnSite Environmental, Inc.**		
Reference Number:	**WGC0601-03**	Collect Date:	**03/12/26 13:04**	County:	
DOH Source #:		Sample Type:		Multiple Source Nos:	
Matrix:	**Drinking Water**	Composition:	**S - Single source samples**		
Date Received:	**03/16/26 10:39**	Sample Purpose:	**O - Other**		
Sample Location:	**MW-8**				

Lab/Sample Number: 125-60103

General Pesticides

DOH #	Analyte	Result	Units	LRL	SDRL	Trigger	MCL/SAL	Analyzed	Analyst	Method	Qualifier
0033	Endrin	ND	ug/L	0.0100	0.01	0.01	2	3/20/26 3:29	TAZ	EPA 505	
0034	Lindane (BHC-gamma)	ND	ug/L	0.0200	0.02	0.02	0.2	3/20/26 3:29	TAZ	EPA 505	
0035	Methoxychlor	ND	ug/L	0.100	0.1	0.1	40	3/20/26 3:29	TAZ	EPA 505	
0036	Toxaphene	ND	ug/L	1.00	1	1	3	3/20/26 3:29	TAZ	EPA 505	
0117	Alachlor	ND	ug/L	0.200	0.2	0.2	2	3/27/26 1:21	BMM	EPA 525.2	
0119	Atrazine	ND	ug/L	0.100	0.1	0.1	3	3/27/26 1:21	BMM	EPA 525.2	
0120	Benzo[a]pyrene	ND	ug/L	0.0200	0.02	0.02	0.2	3/27/26 1:21	BMM	EPA 525.2	
0122	Chlordane (Total)	ND	ug/L	0.200	0.2	0.2	2	3/20/26 3:29	TAZ	EPA 505	
0124	Di (2-ethylhexyl) adipate	ND	ug/L	0.600	0.6	0.6	400	3/27/26 1:21	BMM	EPA 525.2	
0125	Di (2-ethylhexyl) phthalate	ND	ug/L	0.600	0.6	0.6	6	3/27/26 1:21	BMM	EPA 525.2	
0126	Heptachlor	ND	ug/L	0.0400	0.04	0.04	0.4	3/20/26 3:29	TAZ	EPA 505	
0127	Heptachlor epoxide	ND	ug/L	0.0200	0.02	0.02	0.2	3/20/26 3:29	TAZ	EPA 505	
0128	Hexachlorobenzene	ND	ug/L	0.100	0.1	0.1	1	3/27/26 1:21	BMM	EPA 525.2	
0129	Hexachlorocyclopentadiene	ND	ug/L	0.100	0.1	0.1	50	3/27/26 1:21	BMM	EPA 525.2	
0133	Simazine	ND	ug/L	0.0700	0.07	0.07	4	3/27/26 1:21	BMM	EPA 525.2	
0118	Aldrin	ND	ug/L	0.100	0.1	0.1		3/20/26 3:29	TAZ	EPA 505	
0121	Butachlor	ND	ug/L	0.100	0.1	0.1		3/27/26 1:21	BMM	EPA 525.2	
0123	Dieldrin	ND	ug/L	0.100	0.1	0.1		3/20/26 3:29	TAZ	EPA 505	
0130	Metolachlor	ND	ug/L	0.100	0.1	0.1		3/27/26 1:21	BMM	EPA 525.2	
0131	Metribuzin	ND	ug/L	0.100	0.1	0.1		3/27/26 1:21	BMM	EPA 525.2	
0132	Propachlor	ND	ug/L	0.100	0.1	0.1		3/27/26 1:21	BMM	EPA 525.2	
0254	Fluorene	ND	ug/L	0.200	0.2	0.2		3/27/26 1:21	BMM	EPA 525.2	
0173	Arochlor 1221 (1)	ND	ug/L	20.0	20	20		3/20/26 3:29	TAZ	EPA 505	
0174	Arochlor 1232 (1)	ND	ug/L	0.500	0.5	0.5		3/20/26 3:29	TAZ	EPA 505	
0175	Arochlor 1242 (1)	ND	ug/L	0.300	0.3	0.3		3/20/26 3:29	TAZ	EPA 505	
0176	Arochlor 1248 (1)	ND	ug/L	0.100	0.1	0.1		3/20/26 3:29	TAZ	EPA 505	
0177	Arochlor 1254 (1)	ND	ug/L	0.100	0.1	0.1		3/20/26 3:29	TAZ	EPA 505	
0178	Arochlor 1260 (1)	ND	ug/L	0.200	0.2	0.2		3/20/26 3:29	TAZ	EPA 505	
0179	Bromacil	ND	ug/L	0.100	0.1	0.1		3/27/26 1:21	BMM	EPA 525.2	
0180	Arochlor 1016 (1)	ND	ug/L	0.0800	0.08	0.08		3/20/26 3:29	TAZ	EPA 505	
0190	Terbacil	ND	ug/L	0.100	0.1	0.1		3/27/26 1:21	BMM	EPA 525.2	
0208	EPTC	ND	ug/L	0.100	0.1	0.1		3/27/26 1:21	BMM	EPA 525.2	

Anatek Labs, Inc.

Anatek Moscow - 1282 Alturas Drive - Moscow, ID 83843 - 208-883-2839 - moscow@anateklabs.com - FL NELAP E87893
Anatek Spokane - 504 E Sprague Ste. D - Spokane, WA 99202 - 509-838-3999 - spokane@anateklabs.com - FL NELAP E871099
Anatek Yakima - 4802 Tieton Drive - Yakima, WA 98908 - 509-225-9404 - yakima@anateklabs.com - FL NELAP E871190
Anatek Wenatchee - 3019 Gs Center Rd - Wenatchee, WA 98801 - 509-701-8362

Client:	OnSite Environmental, Inc.	Work Order:	WGC0601
Address:	14648 NE. 95th St.	Project:	03-194/791014801
	Redmond, WA 98052	Reported:	4/2/2026 21:44
Attn:	David Baumeister		

Analytical Results Report

System ID#		System Name:	**OnSite Environmental, Inc.**		
Reference Number:	**WGC0601-03**	Collect Date:	**03/12/26 13:04**	County:	
DOH Source #:		Sample Type:		Multiple Source Nos:	
Matrix:	**Drinking Water**	Composition:	**S - Single source samples**		
Date Received:	**03/16/26 10:39**	Sample Purpose:	**O - Other**		
Sample Location:	**MW-8**				

Lab/Sample Number: 125-60103

General Pesticides (Continued)

DOH #	Analyte	Result	Units	LRL	SDRL	Trigger	MCL/SAL	Analyzed	Analyst	Method	Qualifier
0218	Molinate	ND	ug/L	0.100	0.1	0.1	0.1	3/27/26 1:21	BMM	EPA 525.2	
0232	4,4'-DDD	ND	ug/L	0.100	0.1	0.1		3/20/26 3:29	TAZ	EPA 505	
0233	4,4'-DDE	ND	ug/L	0.100	0.1	0.1		3/20/26 3:29	TAZ	EPA 505	
0234	4,4'-DDT	ND	ug/L	0.100	0.1	0.1		3/20/26 3:29	TAZ	EPA 505	
0243	Trifluralin	ND	ug/L	0.100	0.1	0.1		3/27/26 1:21	BMM	EPA 525.2	
0244	Acenaphthylene	ND	ug/L	0.200	0.2	0.2		3/27/26 1:21	BMM	EPA 525.2	
0246	Anthracene	ND	ug/L	0.200	0.2	0.2		3/27/26 1:21	BMM	EPA 525.2	
0247	Benzo[a]anthracene	ND	ug/L	0.200	0.2	0.2		3/27/26 1:21	BMM	EPA 525.2	
0248	Benzo[b]fluoranthene	ND	ug/L	0.200	0.2	0.2		3/27/26 1:21	BMM	EPA 525.2	
0250	Benzo[k]fluoranthene	ND	ug/L	0.200	0.2	0.2		3/27/26 1:21	BMM	EPA 525.2	
0251	Chrysene	ND	ug/L	0.200	0.2	0.2		3/27/26 1:21	BMM	EPA 525.2	
0256	Phenanthrene	ND	ug/L	0.200	0.2	0.2		3/27/26 1:21	BMM	EPA 525.2	
0257	Pyrene	ND	ug/L	0.200	0.2	0.2		3/27/26 1:21	BMM	EPA 525.2	
0258	Benzyl Butyl Phthalate	ND	ug/L	1.00	1	1.0		3/27/26 1:21	BMM	EPA 525.2	
0259	Di-n-butyl phthalate	ND	ug/L	1.00	1	1.0		3/27/26 1:21	BMM	EPA 525.2	
0260	Diethyl phthalate	ND	ug/L	1.00	1	1.0		3/27/26 1:21	BMM	EPA 525.2	
0261	Dimethyl phthalate	ND	ug/L	1.00	1	1.0		3/27/26 1:21	BMM	EPA 525.2	
0153	PCB (as total arochlors)	ND	ug/L	0.500	0	--	0.5	3/20/26 3:29	TAZ	EPA 505	

Herbicides

DOH #	Analyte	Result	Units	LRL	SDRL	Trigger	MCL/SAL	Analyzed	Analyst	Method	Qualifier
0137	Dalapon	ND	ug/L	1.00	1	1	200	3/27/26 3:40	EWO	EPA 515.4	
0037	2,4-D	ND	ug/L	0.100	0.1	0.1	70	3/27/26 3:06	EWO	EPA 515.4	
0038	2,4,5-TP (Silvex)	ND	ug/L	0.200	0.2	0.2	50	3/27/26 3:06	EWO	EPA 515.4	
0134	Pentachlorophenol	ND	ug/L	0.0400	0.04	0.04	1	3/27/26 3:06	EWO	EPA 515.4	
0139	Dinoseb	ND	ug/L	0.200	0.2	0.2	7	3/27/26 3:06	EWO	EPA 515.4	
0140	Picloram	ND	ug/L	0.100	0.1	0.1	500	3/27/26 3:06	EWO	EPA 515.4	
0138	Dicamba	ND	ug/L	0.200	0.2	0.2		3/27/26 3:06	EWO	EPA 515.4	
0136	2,4,5-T	ND	ug/L	0.400	0.4	0.4		3/27/26 3:06	EWO	EPA 515.4	
0220	Bentazon	ND	ug/L	0.500	0.5	0.5		3/27/26 3:06	EWO	EPA 515.4	
0221	Dichlorprop	ND	ug/L	0.500	0.5	0.5		3/27/26 3:06	EWO	EPA 515.4	
0223	Acifluorofen	ND	ug/L	1.00	2	2.0		3/27/26 3:06	EWO	EPA 515.4	

Anatek Labs, Inc.

Anatek Moscow - 1282 Alturas Drive - Moscow, ID 83843 - 208-883-2839 - moscow@anateklabs.com - FL NELAP E87893
Anatek Spokane - 504 E Sprague Ste. D - Spokane, WA 99202 - 509-838-3999 - spokane@anateklabs.com - FL NELAP E871099
Anatek Yakima - 4802 Tieton Drive - Yakima, WA 98908 - 509-225-9404 - yakima@anateklabs.com - FL NELAP E871190
Anatek Wenatchee - 3019 Gs Center Rd - Wenatchee, WA 98801 - 509-701-8362

Client:	OnSite Environmental, Inc.	Work Order:	WGC0601
Address:	14648 NE. 95th St.	Project:	03-194/791014801
	Redmond, WA 98052	Reported:	4/2/2026 21:44
Attn:	David Baumeister		

Analytical Results Report

System ID#		System Name:	**OnSite Environmental, Inc.**		
Reference Number:	**WGC0601-03**	Collect Date:	**03/12/26 13:04**	County:	
DOH Source #:		Sample Type:		Multiple Source Nos:	
Matrix:	**Drinking Water**	Composition:	**S - Single source samples**		
Date Received:	**03/16/26 10:39**	Sample Purpose:	**O - Other**		
Sample Location:	**MW-8**				

Lab/Sample Number: 125-60103

Herbicides (Continued)

DOH #	Analyte	Result	Units	LRL	SDRL	Trigger	MCL/SAL	Analyzed	Analyst	Method	Qualifier
0225	DCPA (Acid Metabolites)	ND	ug/L	0.0200	0.1	0.1		3/27/26 3:06	EWO	EPA 515.4	
0226	3,5-Dichlorobenzoic Acid	ND	ug/L	0.500	0.5	0.5		3/27/26 3:06	EWO	EPA 515.4	
0135	2,4-DB	ND	ug/L	1.00	1	1.0		3/27/26 3:06	EWO	EPA 515.4	

Insecticides/Carbamates

DOH #	Analyte	Result	Units	LRL	SDRL	Trigger	MCL/SAL	Analyzed	Analyst	Method	Qualifier
0146	Carbofuran	ND	ug/L	0.900	0.9	0.9	40	3/24/26 14:26	BKP	EPA 531.2	
0148	Oxamyl (Vydate)	ND	ug/L	2.00	2	2	200	3/24/26 14:26	BKP	EPA 531.2	
0142	Aldicarb	ND	ug/L	0.500	0.5	0.5	3	3/24/26 14:26	BKP	EPA 531.2	
0143	Aldicarb Sulfone	ND	ug/L	0.800	0.8	0.8	2	3/24/26 14:26	BKP	EPA 531.2	
0144	Aldicarb Sulfoxide	ND	ug/L	0.500	0.5	0.5	4	3/24/26 14:26	BKP	EPA 531.2	
0145	Carbaryl	ND	ug/L	2.00	2	2.0		3/24/26 14:26	BKP	EPA 531.2	
0147	Methomyl	ND	ug/L	4.00	4	4.0		3/24/26 14:26	BKP	EPA 531.2	

Diquat

DOH #	Analyte	Result	Units	LRL	SDRL	Trigger	MCL/SAL	Analyzed	Analyst	Method	Qualifier
0150	Diquat	ND	ug/L	0.400	0.4	0.4	20	4/1/26 12:55	JBC	EPA 549.2	

Endothall

DOH #	Analyte	Result	Units	LRL	SDRL	Trigger	MCL/SAL	Analyzed	Analyst	Method	Qualifier
0151	Endothall	ND	ug/L	9.00	9	9	100	3/19/26 18:53	TGT	EPA 548.1	

Glyphosate

DOH #	Analyte	Result	Units	LRL	SDRL	Trigger	MCL/SAL	Analyzed	Analyst	Method	Qualifier
0152	Glyphosate	ND	ug/L	5.00	6	6	700	3/25/26 18:54	BKP	EPA 547	

Volatile Organic Compounds

DOH #	Analyte	Result	Units	LRL	SDRL	Trigger	MCL/SAL	Analyzed	Analyst	Method	Qualifier
0079	1,2,3-Trichloropropane	ND	ug/L	0.500	0.5	0.5		3/24/26 7:51	TAZ	EPA 504.1	
0102	EDB	ND	ug/L	0.0100	0.01	0.01	0.05	3/24/26 7:51	TAZ	EPA 504.1	
0103	DBCP	ND	ug/L	0.0200	0.02	0.02	0.2	3/24/26 7:51	TAZ	EPA 504.1	

Not on WA Template

Anatek Labs, Inc.

Anatek Moscow - 1282 Alturas Drive - Moscow, ID 83843 - 208-883-2839 - moscow@anateklabs.com - FL NELAP E87893
Anatek Spokane - 504 E Sprague Ste. D - Spokane, WA 99202 - 509-838-3999 - spokane@anateklabs.com - FL NELAP E871099
Anatek Yakima - 4802 Tieton Drive - Yakima, WA 98908 - 509-225-9404 - yakima@anateklabs.com - FL NELAP E871190
Anatek Wenatchee - 3019 Gs Center Rd - Wenatchee, WA 98801 - 509-701-8362

Client:	OnSite Environmental, Inc.	Work Order:	WGC0601
Address:	14648 NE. 95th St.	Project:	03-194/791014801
	Redmond, WA 98052	Reported:	4/2/2026 21:44
Attn:	David Baumeister		

Analytical Results Report

System ID#		System Name:	**OnSite Environmental, Inc.**		
Reference Number:	**WGC0601-03**	Collect Date:	**03/12/26 13:04**	County:	
DOH Source #:		Sample Type:		Multiple Source Nos:	
Matrix:	**Drinking Water**	Composition:	**S - Single source samples**		
Date Received:	**03/16/26 10:39**	Sample Purpose:	**O - Other**		
Sample Location:	**MW-8**				

Lab/Sample Number: 125-60103

DOH #	Analyte	Result	Units	LRL	SDRL	Trigger	MCL/SAL	Analyzed	Analyst	Method	Qualifier
	Endosulfan I	ND	ug/L	0.100				3/20/26 3:29	TAZ	EPA 505	
	Endosulfan II	ND	ug/L	0.100				3/20/26 3:29	TAZ	EPA 505	
	Endosulfan sulfate	ND	ug/L	0.100				3/20/26 3:29	TAZ	EPA 505	
	Endrin aldehyde	ND	ug/L	0.100				3/20/26 3:29	TAZ	EPA 505	
	Endrin ketone	ND	ug/L	0.100				3/20/26 3:29	TAZ	EPA 505	
	delta-BHC	ND	ug/L	0.100				3/20/26 3:29	TAZ	EPA 505	
	alpha-BHC	ND	ug/L	0.100				3/20/26 3:29	TAZ	EPA 505	
	beta-BHC	ND	ug/L	0.100				3/20/26 3:29	TAZ	EPA 505	
	Permethrin	ND	ug/L	0.200				3/27/26 1:21	BMM	EPA 525.2	
	MCPA	ND	ug/L	0.200				3/27/26 1:21	BMM	EPA 525.2	
	Fluoranthene	ND	ug/L	0.200				3/27/26 1:21	BMM	EPA 525.2	
	Pronamide	ND	ug/L	0.200				3/27/26 1:21	BMM	EPA 525.2	
	Triadimefon	ND	ug/L	0.200				3/27/26 1:21	BMM	EPA 525.2	
	Parathion ethyl	ND	ug/L	0.200				3/27/26 1:21	BMM	EPA 525.2	
	Ethyl parathion	ND	ug/L	0.200				3/27/26 1:21	BMM	EPA 525.2	
	Chlorpyrifos	ND	ug/L	0.200				3/27/26 1:21	BMM	EPA 525.2	
0183	Prometon	ND	ug/L	0.200		0.2		3/27/26 1:21	BMM	EPA 525.2	
0202	Diazinon	ND	ug/L	0.200		0.2		3/27/26 1:21	BMM	EPA 525.2	
0236	Cyanizine	ND	ug/L	0.200		0.2		3/27/26 1:21	BMM	EPA 525.2	
0239	Malathion	ND	ug/L	0.200		0.2		3/27/26 1:21	BMM	EPA 525.2	
0245	Acenaphthene	ND	ug/L	0.200		0.2		3/27/26 1:21	BMM	EPA 525.2	
0249	Benzo(g,h,i)perylene	ND	ug/L	0.200		0.2		3/27/26 1:21	BMM	EPA 525.2	
0252	Dibenz(a,h)anthracene	ND	ug/L	0.200		0.2		3/27/26 1:21	BMM	EPA 525.2	
0255	Indeno(1,2,3-cd)pyrene	ND	ug/L	0.200		0.2		3/27/26 1:21	BMM	EPA 525.2	
0274	Pendimethalin	ND	ug/L	0.200				3/27/26 1:21	BMM	EPA 525.2	
	Propoxur	ND	ug/L	1.00				3/24/26 14:26	BKP	EPA 531.2	
0141	3-Hydroxycarbofuran	ND	ug/L	2.00				3/24/26 14:26	BKP	EPA 531.2	
0327	Methiocarb	ND	ug/L	1.00				3/24/26 14:26	BKP	EPA 531.2	
0224	Chloramben	ND	ug/L	0.200		0.2		3/27/26 3:06	EWO	EPA 515.4	
	Surrogate: TCX - 2,4,5,6-tetrachloro	*129%*		*70-130*				*3/24/26 8:18*	*TAZ*	*EPA 504.1*	
	Surrogate: DCB	*120%*		*70-130*				*3/20/26 3:29*	*TAZ*	*EPA 505*	
	Surrogate: BDMC	*103%*		*70-130*				*3/24/26 14:26*	*BKP*	*EPA 531.2*	

Anatek Labs, Inc.

Anatek Moscow - 1282 Alturas Drive - Moscow, ID 83843 - 208-883-2839 - moscow@anateklabs.com - FL NELAP E87893
Anatek Spokane - 504 E Sprague Ste. D - Spokane, WA 99202 - 509-838-3999 - spokane@anateklabs.com - FL NELAP E871099
Anatek Yakima - 4802 Tieton Drive - Yakima, WA 98908 - 509-225-9404 - yakima@anateklabs.com - FL NELAP E871190
Anatek Wenatchee - 3019 Gs Center Rd - Wenatchee, WA 98801 - 509-701-8362

Client:	OnSite Environmental, Inc.	Work Order:	WGC0601
Address:	14648 NE. 95th St.	Project:	03-194/791014801
	Redmond, WA 98052	Reported:	4/2/2026 21:44
Attn:	David Baumeister		

Authorized Signature,

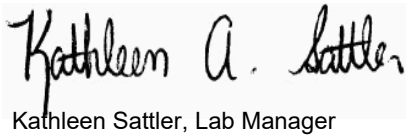

Kathleen Sattler, Lab Manager

M1	Matrix spike recovery was high; the associated blank spike recovery was acceptable. Potential matrix effect
M2	Matrix spike recovery was low; the associated blank spike recovery was acceptable. Potential matrix effect.
R1	RPD/RSD exceeded the method acceptance limit
S10	Surrogate recovery was above laboratory and method acceptance limits.
LRL	Lab Reporting Limit
SDRL	State Detection Reporting Limit
ND	Not Detected
MCL	EPA's Maximum Contaminant Level
Dry	Sample results reported on a dry weight basis
SAL	State Action Level
*	Not a certified analyte

RPD	Relative Percent Difference
%REC	Percent Recovery
Source	Sample that was spiked or duplicated.

This report shall not be reproduced except in full, without the written approval of the laboratory
The results reported related only to the samples indicated.

Anatek Labs, Inc.

Anatek Moscow - 1282 Alturas Drive - Moscow, ID 83843 - 208-883-2839 - moscow@anateklabs.com - FL NELAP E87893
Anatek Spokane - 504 E Sprague Ste. D - Spokane, WA 99202 - 509-838-3999 - spokane@anateklabs.com - FL NELAP E871099
Anatek Yakima - 4802 Tieton Drive - Yakima, WA 98908 - 509-225-9404 - yakima@anateklabs.com - FL NELAP E871190
Anatek Wenatchee - 3019 Gs Center Rd - Wenatchee, WA 98801 - 509-701-8362

Client:	OnSite Environmental, Inc.	Work Order:	WGC0601
Address:	14648 NE. 95th St.	Project:	03-194/791014801
	Redmond, WA 98052	Reported:	4/2/2026 21:44
Attn:	David Baumeister		

Quality Control Data

Semivolatiles

Analyte	Result	Qual	Reporting Limit	Units	Spike Level	Source Result	%REC	%REC Limits	RPD	RPD Limit
Batch: BGC0777 - Pesticides										
Blank (BGC0777-BLK1)					Prepared: 03/17/26 14:15 Analyzed: 03/19/26 19:02					
alpha-BHC	ND		0.100	ug/L						
gamma-BHC (Lindane)	ND		0.0200	ug/L						
beta-BHC	ND		0.100	ug/L						
delta-BHC	ND		0.100	ug/L						
Heptachlor	ND		0.0400	ug/L						
Aldrin	ND		0.100	ug/L						
Heptachlor epoxide	ND		0.0200	ug/L						
4,4'-DDE	ND		0.100	ug/L						
Endosulfan I	ND		0.100	ug/L						
Dieldrin	ND		0.100	ug/L						
Endrin	ND		0.0100	ug/L						
4,4'-DDD	ND		0.100	ug/L						
Endosulfan II	ND		0.100	ug/L						
4,4'-DDT	ND		0.100	ug/L						
Endrin aldehyde	ND		0.100	ug/L						
Methoxychlor	ND		0.100	ug/L						
Endosulfan sulfate	ND		0.100	ug/L						
Endrin ketone	ND		0.100	ug/L						
Aroclor 1016 (PCB-1016)	ND		0.0800	ug/L						
Aroclor 1221 (PCB-1221)	ND		20.0	ug/L						
Aroclor 1232 (PCB-1232)	ND		0.500	ug/L						
Aroclor 1242 (PCB-1242)	ND		0.300	ug/L						
Aroclor 1248 (PCB-1248)	ND		0.100	ug/L						
Aroclor 1254 (PCB-1254)	ND		0.100	ug/L						
Aroclor 1260 (PCB-1260)	ND		0.200	ug/L						
PCBs	ND		0.500	ug/L						
Chlordane	ND		0.200	ug/L						
Toxaphene	ND		1.00	ug/L						
Surrogate: DCB			*0.659*	*ug/L*	*0.571*		*115*	*70-130*		

Client:	OnSite Environmental, Inc.	Work Order:	WGC0601
Address:	14648 NE. 95th St.	Project:	03-194/791014801
	Redmond, WA 98052	Reported:	4/2/2026 21:44
Attn:	David Baumeister		

Quality Control Data
(Continued)

Semivolatiles (Continued)

Analyte	Result	Qual	Reporting Limit	Units	Spike Level	Source Result	%REC	%REC Limits	RPD	RPD Limit
Batch: BGC0777 - Pesticides (Continued)										
LCS (BGC0777-BS1)					Prepared: 03/17/26 14:15 Analyzed: 03/19/26 18:45					
alpha-BHC	0.313		0.100	ug/L	0.286		109	70-130		
gamma-BHC (Lindane)	0.308		0.0200	ug/L	0.286		108	70-130		
beta-BHC	0.312		0.100	ug/L	0.286		109	70-130		
delta-BHC	0.287		0.100	ug/L	0.286		101	70-130		
Heptachlor	0.334		0.0400	ug/L	0.286		117	70-130		
Aldrin	0.358		0.100	ug/L	0.286		125	70-130		
Heptachlor epoxide	0.325		0.0200	ug/L	0.286		114	70-130		
4,4'-DDE	0.367		0.100	ug/L	0.286		128	70-130		
Endosulfan I	0.314		0.100	ug/L	0.286		110	70-130		
Dieldrin	0.317		0.100	ug/L	0.286		111	70-130		
Endrin	0.313		0.0100	ug/L	0.286		110	70-130		
4,4'-DDD	0.359		0.100	ug/L	0.286		126	70-130		
Endosulfan II	0.301		0.100	ug/L	0.286		105	70-130		
4,4'-DDT	0.354		0.100	ug/L	0.286		124	70-130		
Endrin aldehyde	0.334		0.100	ug/L	0.286		117	70-130		
Methoxychlor	0.306		0.100	ug/L	0.286		107	70-130		
Endosulfan sulfate	0.265		0.100	ug/L	0.286		92.9	70-130		
Endrin ketone	0.312		0.100	ug/L	0.286		109	70-130		
Surrogate: DCB			*0.617*	*ug/L*	*0.571*		*108*	*70-130*		
LCS (BGC0777-BS2)					Prepared: 03/17/26 14:15 Analyzed: 03/20/26 03:47					
Toxaphene	9.51		1.00	ug/L	10.0		95.1	70-130		
Surrogate: DCB			*0.595*	*ug/L*	*0.571*		*104*	*70-130*		
Duplicate (BGC0777-DUP1)		**Source: MGC0418-01**			Prepared: 03/17/26 14:15 Analyzed: 03/19/26 20:29					
alpha-BHC	ND		0.100	ug/L		ND				25
gamma-BHC (Lindane)	ND		0.0200	ug/L		ND				25
beta-BHC	ND		0.100	ug/L		ND				25
delta-BHC	ND		0.100	ug/L		ND				25
Heptachlor	ND		0.0400	ug/L		ND				25
Aldrin	ND		0.100	ug/L		ND				25
Heptachlor epoxide	ND		0.0200	ug/L		ND				25
4,4'-DDE	ND		0.100	ug/L		ND				25
Endosulfan I	ND		0.100	ug/L		ND				25
Dieldrin	ND		0.100	ug/L		ND				25
Endrin	ND		0.0100	ug/L		ND				25
4,4'-DDD	ND		0.100	ug/L		ND				25
Endosulfan II	ND		0.100	ug/L		ND				25
4,4'-DDT	ND		0.100	ug/L		ND				25
Endrin aldehyde	ND		0.100	ug/L		ND				25
Methoxychlor	ND		0.100	ug/L		ND				25
Endosulfan sulfate	ND		0.100	ug/L		ND				25
Endrin ketone	ND		0.100	ug/L		ND				25
Aroclor 1016 (PCB-1016)	ND		0.0800	ug/L		ND				25

Anatek Labs, Inc.

Anatek Moscow - 1282 Alturas Drive - Moscow, ID 83843 - 208-883-2839 - moscow@anateklabs.com - FL NELAP E87893
Anatek Spokane - 504 E Sprague Ste. D - Spokane, WA 99202 - 509-838-3999 - spokane@anateklabs.com - FL NELAP E871099
Anatek Yakima - 4802 Tieton Drive - Yakima, WA 98908 - 509-225-9404 - yakima@anateklabs.com - FL NELAP E871190
Anatek Wenatchee - 3019 Gs Center Rd - Wenatchee, WA 98801 - 509-701-8362

Client:	OnSite Environmental, Inc.	Work Order:	WGC0601
Address:	14648 NE. 95th St.	Project:	03-194/791014801
	Redmond, WA 98052	Reported:	4/2/2026 21:44
Attn:	David Baumeister		

Quality Control Data
(Continued)

Semivolatiles (Continued)

Analyte	Result	Qual	Reporting Limit	Units	Spike Level	Source Result	%REC	%REC Limits	RPD	RPD Limit
Batch: BGC0777 - Pesticides (Continued)										
Duplicate (BGC0777-DUP1)		**Source: MGC0418-01**		Prepared: 03/17/26 14:15 Analyzed: 03/19/26 20:29						
Aroclor 1221 (PCB-1221)	ND		20.0	ug/L		ND				25
Aroclor 1232 (PCB-1232)	ND		0.500	ug/L		ND				25
Aroclor 1242 (PCB-1242)	ND		0.300	ug/L		ND				25
Aroclor 1248 (PCB-1248)	ND		0.100	ug/L		ND				25
Aroclor 1254 (PCB-1254)	ND		0.100	ug/L		ND				25
Aroclor 1260 (PCB-1260)	ND		0.200	ug/L		ND				25
Chlordane	ND		0.200	ug/L		ND				25
Toxaphene	ND		1.00	ug/L		ND				25
Surrogate: DCB			*0.712*	*ug/L*	*0.571*		*125*	*70-130*		
Matrix Spike (BGC0777-MS1)		**Source: MGC0418-02**		Prepared: 03/17/26 14:15 Analyzed: 03/19/26 19:55						
alpha-BHC	0.347		0.100	ug/L	0.286	ND	122	65-135		
gamma-BHC (Lindane)	0.344		0.0200	ug/L	0.286	ND	120	65-135		
beta-BHC	0.341		0.100	ug/L	0.286	ND	119	65-135		
delta-BHC	0.324		0.100	ug/L	0.286	ND	114	65-135		
Heptachlor	0.347		0.0400	ug/L	0.286	ND	121	65-135		
Aldrin	0.338		0.100	ug/L	0.286	ND	118	65-135		
Heptachlor epoxide	0.357		0.0200	ug/L	0.286	ND	125	65-135		
4,4'-DDE	0.332		0.100	ug/L	0.286	ND	116	65-135		
Endosulfan I	0.304		0.100	ug/L	0.286	ND	107	65-135		
Dieldrin	0.350		0.100	ug/L	0.286	ND	122	65-135		
Endrin	0.350		0.0100	ug/L	0.286	ND	123	65-135		
4,4'-DDD	0.321		0.100	ug/L	0.286	ND	112	65-135		
Endosulfan II	0.321		0.100	ug/L	0.286	ND	112	65-135		
4,4'-DDT	0.336		0.100	ug/L	0.286	ND	118	65-135		
Endrin aldehyde	0.358		0.100	ug/L	0.286	ND	125	65-135		
Methoxychlor	0.335		0.100	ug/L	0.286	ND	117	65-135		
Endosulfan sulfate	0.265		0.100	ug/L	0.286	ND	92.8	65-135		
Endrin ketone	0.348		0.100	ug/L	0.286	ND	122	65-135		
Surrogate: DCB			*0.587*	*ug/L*	*0.571*		*103*	*70-130*		

Anatek Labs, Inc.

Anatek Moscow - 1282 Alturas Drive - Moscow, ID 83843 - 208-883-2839 - moscow@anateklabs.com - FL NELAP E87893
Anatek Spokane - 504 E Sprague Ste. D - Spokane, WA 99202 - 509-838-3999 - spokane@anateklabs.com - FL NELAP E871099
Anatek Yakima - 4802 Tieton Drive - Yakima, WA 98908 - 509-225-9404 - yakima@anateklabs.com - FL NELAP E871190
Anatek Wenatchee - 3019 Gs Center Rd - Wenatchee, WA 98801 - 509-701-8362

Client:	OnSite Environmental, Inc.	Work Order:	WGC0601
Address:	14648 NE. 95th St.	Project:	03-194/791014801
	Redmond, WA 98052	Reported:	4/2/2026 21:44
Attn:	David Baumeister		

Quality Control Data
(Continued)

Semivolatiles (Continued)

Analyte	Result	Qual	Reporting Limit	Units	Spike Level	Source Result	%REC	%REC Limits	RPD	RPD Limit
Batch: BGC0777 - Pesticides (Continued)										
Matrix Spike (BGC0777-MS2)		**Source: MGC0460-08**			Prepared: 03/17/26 14:15 Analyzed: 03/19/26 20:12					
alpha-BHC	0.317		0.100	ug/L	0.286	ND	111	65-135		
gamma-BHC (Lindane)	0.348		0.0200	ug/L	0.286	ND	122	65-135		
beta-BHC	0.318		0.100	ug/L	0.286	ND	111	65-135		
delta-BHC	0.294		0.100	ug/L	0.286	ND	103	65-135		
Heptachlor	0.339		0.0400	ug/L	0.286	ND	119	65-135		
Aldrin	0.349		0.100	ug/L	0.286	ND	122	65-135		
Heptachlor epoxide	0.337		0.0200	ug/L	0.286	ND	118	65-135		
4,4'-DDE	0.353		0.100	ug/L	0.286	ND	123	65-135		
Endosulfan I	0.274		0.100	ug/L	0.286	ND	95.8	65-135		
Dieldrin	0.328		0.100	ug/L	0.286	ND	115	65-135		
Endrin	0.325		0.0100	ug/L	0.286	ND	114	65-135		
4,4'-DDD	0.342		0.100	ug/L	0.286	ND	120	65-135		
Endosulfan II	0.297		0.100	ug/L	0.286	ND	104	65-135		
4,4'-DDT	0.348		0.100	ug/L	0.286	ND	122	65-135		
Endrin aldehyde	0.325		0.100	ug/L	0.286	ND	114	65-135		
Methoxychlor	0.330		0.100	ug/L	0.286	ND	116	65-135		
Endosulfan sulfate	0.281		0.100	ug/L	0.286	ND	98.4	65-135		
Endrin ketone	0.324		0.100	ug/L	0.286	ND	113	65-135		
Surrogate: DCB			*0.655*	*ug/L*	*0.571*		*115*	*70-130*		
Batch: BGC0789 - Diquat										
Blank (BGC0789-BLK1)					Prepared: 03/17/26 16:40 Analyzed: 04/01/26 11:16					
Diquat	ND		0.400	ug/L						
LCS (BGC0789-BS1)					Prepared: 03/17/26 16:40 Analyzed: 04/01/26 11:20					
Diquat	19.9		0.400	ug/L	20.0		99.7	70-130		

Anatek Labs, Inc.

Anatek Moscow - 1282 Alturas Drive - Moscow, ID 83843 - 208-883-2839 - moscow@anateklabs.com - FL NELAP E87893
Anatek Spokane - 504 E Sprague Ste. D - Spokane, WA 99202 - 509-838-3999 - spokane@anateklabs.com - FL NELAP E871099
Anatek Yakima - 4802 Tieton Drive - Yakima, WA 98908 - 509-225-9404 - yakima@anateklabs.com - FL NELAP E871190
Anatek Wenatchee - 3019 Gs Center Rd - Wenatchee, WA 98801 - 509-701-8362

Client:	OnSite Environmental, Inc.	Work Order:	WGC0601
Address:	14648 NE. 95th St.	Project:	03-194/791014801
	Redmond, WA 98052	Reported:	4/2/2026 21:44
Attn:	David Baumeister		

Quality Control Data
(Continued)

Semivolatiles (Continued)

Analyte	Result	Qual	Reporting Limit	Units	Spike Level	Source Result	%REC	%REC Limits	RPD	RPD Limit
Batch: BGC0789 - Diquat (Continued)										
LCS Dup (BGC0789-BSD1)					Prepared: 03/17/26 16:40 Analyzed: 04/01/26 11:25					
Diquat	19.9		0.400	ug/L	20.0		99.6	70-130	0.117	20
Matrix Spike (BGC0789-MS1)		**Source: MGC0515-01**			Prepared: 03/17/26 16:40 Analyzed: 04/01/26 11:29					
Diquat	22.4		0.400	ug/L	20.0	ND	112	70-130		
Matrix Spike (BGC0789-MS2)		**Source: MGC0418-02**			Prepared: 03/17/26 16:40 Analyzed: 04/01/26 11:33					
Diquat	22.4		0.400	ug/L	20.0	ND	112	70-130		
Batch: BGC0863 - Endothall										
Blank (BGC0863-BLK1)					Prepared: 03/19/26 08:24 Analyzed: 03/19/26 16:51					
Endothall	ND		9.00	ug/L						
LCS (BGC0863-BS1)					Prepared: 03/19/26 08:24 Analyzed: 03/19/26 15:41					
Endothall	48.4		9.00	ug/L	50.0		96.7	70-130		
MRL Check (BGC0863-MRL1)					Prepared: 03/19/26 08:24 Analyzed: 03/19/26 15:24					
Endothall	11.4		9.00	ug/L	10.0		114	50-150		
Matrix Spike (BGC0863-MS1)		**Source: MGC0509-01**			Prepared: 03/19/26 08:24 Analyzed: 03/19/26 19:11					
Endothall	48.2		9.00	ug/L	50.0	ND	96.3	65-130		
Matrix Spike Dup (BGC0863-MSD1)		**Source: MGC0509-01**			Prepared: 03/19/26 08:24 Analyzed: 03/19/26 19:28					
Endothall	49.6		9.00	ug/L	50.0	ND	99.3	65-130	3.01	20
Batch: BGC1015 - Carbamates										
Blank (BGC1015-BLK1)					Prepared: 03/23/26 09:36 Analyzed: 03/23/26 14:23					
Oxamyl	ND		2.00	ug/L						
Methomyl	ND		4.00	ug/L						
Methiocarb	ND		1.00	ug/L						
Carbofuran	ND		0.900	ug/L						
Carbaryl	ND		2.00	ug/L						
Aldicarb Sulfoxide	ND		0.500	ug/L						
Aldicarb Sulfone	ND		0.800	ug/L						
Aldicarb	ND		0.500	ug/L						
3-Hydroxycarbofuran	ND		2.00	ug/L						
Propoxur	ND		1.00	ug/L						
Surrogate: BDMC			*225*	*ug/L*	*200*		*112*	*70-130*		

Anatek Labs, Inc.

Anatek Moscow - 1282 Alturas Drive - Moscow, ID 83843 - 208-883-2839 - moscow@anateklabs.com - FL NELAP E87893
Anatek Spokane - 504 E Sprague Ste. D - Spokane, WA 99202 - 509-838-3999 - spokane@anateklabs.com - FL NELAP E871099
Anatek Yakima - 4802 Tieton Drive - Yakima, WA 98908 - 509-225-9404 - yakima@anateklabs.com - FL NELAP E871190
Anatek Wenatchee - 3019 Gs Center Rd - Wenatchee, WA 98801 - 509-701-8362

Client:	OnSite Environmental, Inc.	Work Order:	WGC0601
Address:	14648 NE. 95th St.	Project:	03-194/791014801
	Redmond, WA 98052	Reported:	4/2/2026 21:44
Attn:	David Baumeister		

Quality Control Data
(Continued)

Semivolatiles (Continued)

Analyte	Result	Qual	Reporting Limit	Units	Spike Level	Source Result	%REC	%REC Limits	RPD	RPD Limit
Batch: BGC1015 - Carbamates (Continued)										
Blank (BGC1015-BLK2)					Prepared: 03/23/26 09:36 Analyzed: 03/24/26 17:13					
Aldicarb	ND		0.500	ug/L						
Propoxur	ND		1.00	ug/L						
Oxamyl	ND		2.00	ug/L						
Methomyl	ND		4.00	ug/L						
Methiocarb	ND		1.00	ug/L						
Carbofuran	ND		0.900	ug/L						
Carbaryl	ND		2.00	ug/L						
Aldicarb Sulfone	ND		0.800	ug/L						
3-Hydroxycarbofuran	ND		2.00	ug/L						
Aldicarb Sulfoxide	ND		0.500	ug/L						
Surrogate: BDMC			*216*	*ug/L*	*200*		*108*	*70-130*		
LCS (BGC1015-BS1)					Prepared: 03/23/26 09:36 Analyzed: 03/23/26 16:14					
Methomyl	19.1		4.00	ug/L	20.0		95.4	70-130		
Oxamyl	17.4		2.00	ug/L	20.0		87.1	70-130		
Methiocarb	17.1		1.00	ug/L	20.0		85.4	70-130		
Carbofuran	17.0		0.900	ug/L	20.0		84.8	70-130		
Carbaryl	15.8		2.00	ug/L	20.0		78.8	70-130		
Propoxur	19.0		1.00	ug/L	20.0		95.1	70-130		
Aldicarb Sulfoxide	17.8		0.500	ug/L	20.0		88.8	70-130		
Aldicarb Sulfone	19.0		0.800	ug/L	20.0		95.0	70-130		
Aldicarb	19.6		0.500	ug/L	20.0		97.9	70-130		
3-Hydroxycarbofuran	17.1		2.00	ug/L	20.0		85.5	70-130		
Surrogate: BDMC			*227*	*ug/L*	*200*		*113*	*70-130*		
LCS (BGC1015-BS2)					Prepared: 03/23/26 09:36 Analyzed: 03/24/26 18:08					
Oxamyl	16.6		2.00	ug/L	20.0		82.8	70-130		
Propoxur	17.1		1.00	ug/L	20.0		85.3	70-130		
Methomyl	18.1		4.00	ug/L	20.0		90.4	70-130		
Methiocarb	17.4		1.00	ug/L	20.0		87.0	70-130		
Carbofuran	15.5		0.900	ug/L	20.0		77.6	70-130		
Carbaryl	16.4		2.00	ug/L	20.0		81.9	70-130		
Aldicarb Sulfoxide	17.2		0.500	ug/L	20.0		86.2	70-130		
Aldicarb Sulfone	18.4		0.800	ug/L	20.0		91.8	70-130		
Aldicarb	18.8		0.500	ug/L	20.0		94.0	70-130		
3-Hydroxycarbofuran	16.6		2.00	ug/L	20.0		83.0	70-130		
Surrogate: BDMC			*212*	*ug/L*	*200*		*106*	*70-130*		

Anatek Labs, Inc.

Anatek Moscow - 1282 Alturas Drive - Moscow, ID 83843 - 208-883-2839 - moscow@anateklabs.com - FL NELAP E87893
Anatek Spokane - 504 E Sprague Ste. D - Spokane, WA 99202 - 509-838-3999 - spokane@anateklabs.com - FL NELAP E871099
Anatek Yakima - 4802 Tieton Drive - Yakima, WA 98908 - 509-225-9404 - yakima@anateklabs.com - FL NELAP E871190
Anatek Wenatchee - 3019 Gs Center Rd - Wenatchee, WA 98801 - 509-701-8362

Client:	OnSite Environmental, Inc.	Work Order:	WGC0601
Address:	14648 NE. 95th St.	Project:	03-194/791014801
	Redmond, WA 98052	Reported:	4/2/2026 21:44
Attn:	David Baumeister		

Quality Control Data
(Continued)

Semivolatiles (Continued)

Analyte	Result	Qual	Reporting Limit	Units	Spike Level	Source Result	%REC	%REC Limits	RPD	RPD Limit
Batch: BGC1015 - Carbamates (Continued)										
MRL Check (BGC1015-MRL1)					Prepared: 03/23/26 09:36 Analyzed: 03/23/26 15:19					
Aldicarb Sulfone	1.08		0.800	ug/L	1.00		108	50-150		
Propoxur	1.00		1.00	ug/L	1.00		100	50-150		
Oxamyl	0.839		2.00	ug/L	1.00		83.9	50-150		
Methomyl	1.12		4.00	ug/L	1.00		112	50-150		
Methiocarb	0.958		1.00	ug/L	1.00		95.8	50-150		
Carbofuran	1.03		0.900	ug/L	1.00		103	50-150		
Aldicarb Sulfoxide	1.01		0.500	ug/L	1.00		101	50-150		
Aldicarb	1.17		0.500	ug/L	1.00		117	50-150		
3-Hydroxycarbofuran	1.08		2.00	ug/L	1.00		108	50-150		
Carbaryl	1.20		2.00	ug/L	1.00		120	50-150		
Surrogate: BDMC			*226*	*ug/L*	*200*		*113*	*70-130*		
Matrix Spike (BGC1015-MS1)		**Source: MGC0418-01**			Prepared: 03/23/26 09:36 Analyzed: 03/23/26 17:10					
Oxamyl	16.9		2.00	ug/L	20.0	ND	84.7	70-130		
Propoxur	19.1		1.00	ug/L	20.0	ND	95.4	70-130		
Methiocarb	17.6		1.00	ug/L	20.0	ND	87.9	70-130		
Methomyl	18.7		4.00	ug/L	20.0	ND	93.5	70-130		
3-Hydroxycarbofuran	17.1		2.00	ug/L	20.0	ND	85.3	70-130		
Aldicarb	19.6		0.500	ug/L	20.0	ND	98.1	70-130		
Aldicarb Sulfone	18.9		0.800	ug/L	20.0	ND	94.7	70-130		
Aldicarb Sulfoxide	17.8		0.500	ug/L	20.0	ND	89.2	70-130		
Carbaryl	16.8		2.00	ug/L	20.0	ND	84.0	70-130		
Carbofuran	16.6		0.900	ug/L	20.0	ND	83.1	70-130		
Surrogate: BDMC			*224*	*ug/L*	*200*		*112*	*70-130*		
Matrix Spike (BGC1015-MS2)		**Source: WGC0718-01**			Prepared: 03/23/26 09:36 Analyzed: 03/24/26 19:03					
Methomyl	18.4		4.00	ug/L	20.0	ND	91.9	70-130		
Oxamyl	16.8		2.00	ug/L	20.0	ND	84.2	70-130		
Methiocarb	17.2		1.00	ug/L	20.0	ND	86.1	70-130		
Carbofuran	16.4		0.900	ug/L	20.0	ND	82.2	70-130		
Carbaryl	16.5		2.00	ug/L	20.0	ND	82.7	70-130		
Aldicarb Sulfoxide	17.4		0.500	ug/L	20.0	ND	87.2	70-130		
Aldicarb Sulfone	18.6		0.800	ug/L	20.0	ND	93.0	70-130		
Aldicarb	19.1		0.500	ug/L	20.0	ND	95.3	70-130		
3-Hydroxycarbofuran	16.9		2.00	ug/L	20.0	ND	84.4	70-130		
Propoxur	18.6		1.00	ug/L	20.0	ND	93.2	70-130		
Surrogate: BDMC			*212*	*ug/L*	*200*		*106*	*70-130*		

Anatek Labs, Inc.

Anatek Moscow - 1282 Alturas Drive - Moscow, ID 83843 - 208-883-2839 - moscow@anateklabs.com - FL NELAP E87893
Anatek Spokane - 504 E Sprague Ste. D - Spokane, WA 99202 - 509-838-3999 - spokane@anateklabs.com - FL NELAP E871099
Anatek Yakima - 4802 Tieton Drive - Yakima, WA 98908 - 509-225-9404 - yakima@anateklabs.com - FL NELAP E871190
Anatek Wenatchee - 3019 Gs Center Rd - Wenatchee, WA 98801 - 509-701-8362

Client:	OnSite Environmental, Inc.	Work Order:	WGC0601
Address:	14648 NE. 95th St.	Project:	03-194/791014801
	Redmond, WA 98052	Reported:	4/2/2026 21:44
Attn:	David Baumeister		

Quality Control Data
(Continued)

Semivolatiles (Continued)

Analyte	Result	Qual	Reporting Limit	Units	Spike Level	Source Result	%REC	%REC Limits	RPD	RPD Limit
Batch: BGC1015 - Carbamates (Continued)										
Matrix Spike Dup (BGC1015-MSD1)		**Source: MGC0418-01**			Prepared: 03/23/26 09:36 Analyzed: 03/23/26 18:05					
Aldicarb	19.6		0.500	ug/L	20.0	ND	98.2	70-130	0.122	25
Propoxur	19.5		1.00	ug/L	20.0	ND	97.6	70-130	2.20	25
Oxamyl	17.1		2.00	ug/L	20.0	ND	85.7	70-130	1.14	25
Methomyl	18.8		4.00	ug/L	20.0	ND	94.0	70-130	0.480	25
Methiocarb	17.6		1.00	ug/L	20.0	ND	88.1	70-130	0.267	25
Carbofuran	16.8		0.900	ug/L	20.0	ND	83.8	70-130	0.797	25
Carbaryl	16.9		2.00	ug/L	20.0	ND	84.6	70-130	0.652	25
Aldicarb Sulfone	19.0		0.800	ug/L	20.0	ND	95.1	70-130	0.395	25
3-Hydroxycarbofuran	17.4		2.00	ug/L	20.0	ND	86.8	70-130	1.71	25
Aldicarb Sulfoxide	17.8		0.500	ug/L	20.0	ND	89.1	70-130	0.185	25
Surrogate: BDMC			*243*	*ug/L*	*200*		*122*	*70-130*		
Matrix Spike Dup (BGC1015-MSD2)		**Source: WGC0718-01**			Prepared: 03/23/26 09:36 Analyzed: 03/24/26 19:59					
Propoxur	18.5		1.00	ug/L	20.0	ND	92.6	70-130	0.662	25
Methiocarb	17.4		1.00	ug/L	20.0	ND	87.0	70-130	0.970	25
3-Hydroxycarbofuran	16.8		2.00	ug/L	20.0	ND	84.0	70-130	0.517	25
Aldicarb Sulfone	18.4		0.800	ug/L	20.0	ND	92.2	70-130	0.821	25
Aldicarb Sulfoxide	17.3		0.500	ug/L	20.0	ND	86.3	70-130	1.06	25
Aldicarb	18.6		0.500	ug/L	20.0	ND	92.9	70-130	2.57	25
Carbofuran	16.5		0.900	ug/L	20.0	ND	82.4	70-130	0.267	25
Oxamyl	16.6		2.00	ug/L	20.0	ND	83.1	70-130	1.23	25
Methomyl	18.1		4.00	ug/L	20.0	ND	90.7	70-130	1.36	25
Carbaryl	16.3		2.00	ug/L	20.0	ND	81.7	70-130	1.16	25
Surrogate: BDMC			*209*	*ug/L*	*200*		*105*	*70-130*		
Batch: BGC1021 - EDB 504										
Blank (BGC1021-BLK1)					Prepared: 03/23/26 09:46 Analyzed: 03/23/26 21:43					
DBCP (1,2-Dibromo-3-chloropropane)	ND		0.0200	ug/L						
EDB (1,2-Dibromoethane)	ND		0.0100	ug/L						
1,2,3-Trichloropropane	ND		0.500	ug/L						
Surrogate: TCX - 2,4,5,6-tetrachloro-m-xylene			*0.156*	*ug/L*	*0.143*		*109*	*70-130*		

Anatek Labs, Inc.

Anatek Moscow - 1282 Alturas Drive - Moscow, ID 83843 - 208-883-2839 - moscow@anateklabs.com - FL NELAP E87893
Anatek Spokane - 504 E Sprague Ste. D - Spokane, WA 99202 - 509-838-3999 - spokane@anateklabs.com - FL NELAP E871099
Anatek Yakima - 4802 Tieton Drive - Yakima, WA 98908 - 509-225-9404 - yakima@anateklabs.com - FL NELAP E871190
Anatek Wenatchee - 3019 Gs Center Rd - Wenatchee, WA 98801 - 509-701-8362

Client:	OnSite Environmental, Inc.	Work Order:	WGC0601
Address:	14648 NE. 95th St.	Project:	03-194/791014801
	Redmond, WA 98052	Reported:	4/2/2026 21:44
Attn:	David Baumeister		

Quality Control Data
(Continued)

Semivolatiles (Continued)

Analyte	Result	Qual	Reporting Limit	Units	Spike Level	Source Result	%REC	%REC Limits	RPD	RPD Limit
Batch: BGC1021 - EDB 504 (Continued)										
LCS (BGC1021-BS1)					Prepared: 03/23/26 09:46 Analyzed: 03/23/26 22:36					
1,2,3-Trichloropropane	0.878		0.500	ug/L	0.900		97.5	70-130		
DBCP (1,2-Dibromo-3-chloropropane)	0.213		0.0200	ug/L	0.200		106	70-130		
EDB (1,2-Dibromoethane)	0.219		0.0100	ug/L	0.200		109	70-130		
Surrogate: TCX - 2,4,5,6-tetrachloro-m-xylene			*0.152*	*ug/L*	*0.143*		*106*	*70-130*		
LCS (BGC1021-BS2)					Prepared: 03/23/26 09:46 Analyzed: 03/24/26 08:44					
EDB (1,2-Dibromoethane)	0.227		0.0100	ug/L	0.200		113	70-130		
DBCP (1,2-Dibromo-3-chloropropane)	0.216		0.0200	ug/L	0.200		108	70-130		
1,2,3-Trichloropropane	0.926		0.500	ug/L	0.900		103	70-130		
Surrogate: TCX - 2,4,5,6-tetrachloro-m-xylene			*0.158*	*ug/L*	*0.143*		*111*	*70-130*		
Duplicate (BGC1021-DUP1)		**Source: MGC0418-01**			Prepared: 03/23/26 09:46 Analyzed: 03/24/26 08:44					
1,2,3-Trichloropropane	ND		0.500	ug/L		ND				20
DBCP (1,2-Dibromo-3-chloropropane)	ND		0.0200	ug/L		ND				20
EDB (1,2-Dibromoethane)	ND		0.0100	ug/L		ND				20
Surrogate: TCX - 2,4,5,6-tetrachloro-m-xylene			*0.156*	*ug/L*	*0.143*		*109*	*70-130*		
MRL Check (BGC1021-MRL1)					Prepared: 03/23/26 09:46 Analyzed: 03/23/26 21:43					
EDB (1,2-Dibromoethane)	0.00880		0.0100	ug/L	0.0100		88.0	60-140		
DBCP (1,2-Dibromo-3-chloropropane)	0.0111		0.0200	ug/L	0.0100		111	60-140		
1,2,3-Trichloropropane	0.266		0.500	ug/L	0.300		88.6	60-140		
Surrogate: TCX - 2,4,5,6-tetrachloro-m-xylene			*0.142*	*ug/L*	*0.143*		*99.7*	*70-130*		
Matrix Spike (BGC1021-MS1)		**Source: MGC0418-02**			Prepared: 03/23/26 09:46 Analyzed: 03/23/26 23:02					
DBCP (1,2-Dibromo-3-chloropropane)	0.205		0.0200	ug/L	0.200	ND	102	65-135		
1,2,3-Trichloropropane	0.857		0.500	ug/L	0.900	ND	95.2	65-135		
EDB (1,2-Dibromoethane)	0.217		0.0100	ug/L	0.200	ND	109	65-135		
Surrogate: TCX - 2,4,5,6-tetrachloro-m-xylene			*0.146*	*ug/L*	*0.143*		*102*	*70-130*		

Anatek Labs, Inc.

Anatek Moscow - 1282 Alturas Drive - Moscow, ID 83843 - 208-883-2839 - moscow@anateklabs.com - FL NELAP E87893
Anatek Spokane - 504 E Sprague Ste. D - Spokane, WA 99202 - 509-838-3999 - spokane@anateklabs.com - FL NELAP E871099
Anatek Yakima - 4802 Tieton Drive - Yakima, WA 98908 - 509-225-9404 - yakima@anateklabs.com - FL NELAP E871190
Anatek Wenatchee - 3019 Gs Center Rd - Wenatchee, WA 98801 - 509-701-8362

Client:	OnSite Environmental, Inc.	Work Order:	WGC0601
Address:	14648 NE. 95th St.	Project:	03-194/791014801
	Redmond, WA 98052	Reported:	4/2/2026 21:44
Attn:	David Baumeister		

Quality Control Data
(Continued)

Semivolatiles (Continued)

Analyte	Result	Qual	Reporting Limit	Units	Spike Level	Source Result	%REC	%REC Limits	RPD	RPD Limit
Batch: BGC1073 - SVOC Water										
Blank (BGC1073-BLK1)					Prepared: 03/24/26 08:44 Analyzed: 03/27/26 15:08					
Alachlor	ND		0.200	ug/L						
bis(2-Ethylhexyl)phthalate	ND		0.600	ug/L						
Benzo[k]fluoranthene	ND		0.200	ug/L						
Benzo[ghi]perylene	ND		0.200	ug/L						
Benzo[b]fluoranthene	ND		0.200	ug/L						
Benzo[a]pyrene	ND		0.0200	ug/L						
Benzo[a]anthracene	0.0326		0.200	ug/L						
Anthracene	ND		0.200	ug/L						
bis-2(ethylhexyl)adipate	ND		0.600	ug/L						
Acenaphthylene	ND		0.200	ug/L						
Acenaphthene	ND		0.200	ug/L						
Pendimethalin	ND		0.200	ug/L						
Atrazine	ND		0.100	ug/L						
Simazine	ND		0.0700	ug/L						
MCPA	ND		0.200	ug/L						
Metolachlor	ND		0.100	ug/L						
Parathion ethyl	ND		0.200	ug/L						
Phenanthrene	ND		0.200	ug/L						
Prometon	ND		0.200	ug/L						
Pronamide	ND		0.200	ug/L						
Malathion	ND		0.200	ug/L						
Pyrene	ND		0.200	ug/L						
Metribuzin	ND		0.100	ug/L						
Terbacil	ND		0.100	ug/L						
Triadimefon	ND		0.200	ug/L						
Trifluralin	ND		0.100	ug/L						
Fluoranthene	ND		0.200	ug/L						
Molinate	ND		0.100	ug/L						
Bromacil	ND		0.100	ug/L						
Propachlor	ND		0.100	ug/L						
Diazinon	ND		0.200	ug/L						
Butachlor	ND		0.100	ug/L						
Butyl benzyl phthalate	ND		1.00	ug/L						
Chlorpyrifos	ND		0.200	ug/L						
Permethrin	ND		0.200	ug/L						
Cyanazine	ND		0.200	ug/L						
Indeno[1,2,3-cd]pyrene	ND		0.200	ug/L						
Dibenz[a,h]anthracene	ND		0.200	ug/L						
Diethyl phthalate	ND		1.00	ug/L						
Di-n-butyl phthalate	ND		1.00	ug/L						
EPTC	ND		0.100	ug/L						
Ethyl parathion	ND		0.200	ug/L						
Fluorene	ND		0.200	ug/L						
Hexachlorocyclopentadiene	ND		0.100	ug/L						
Dimethyl phthalate	ND		1.00	ug/L						

Anatek Labs, Inc.

Anatek Moscow - 1282 Alturas Drive - Moscow, ID 83843 - 208-883-2839 - moscow@anateklabs.com - FL NELAP E87893
Anatek Spokane - 504 E Sprague Ste. D - Spokane, WA 99202 - 509-838-3999 - spokane@anateklabs.com - FL NELAP E871099
Anatek Yakima - 4802 Tieton Drive - Yakima, WA 98908 - 509-225-9404 - yakima@anateklabs.com - FL NELAP E871190
Anatek Wenatchee - 3019 Gs Center Rd - Wenatchee, WA 98801 - 509-701-8362

Client:	OnSite Environmental, Inc.	Work Order:	WGC0601
Address:	14648 NE. 95th St.	Project:	03-194/791014801
	Redmond, WA 98052	Reported:	4/2/2026 21:44
Attn:	David Baumeister		

Quality Control Data
(Continued)

Semivolatiles (Continued)

Analyte	Result	Qual	Reporting Limit	Units	Spike Level	Source Result	%REC	%REC Limits	RPD	RPD Limit
Batch: BGC1073 - SVOC Water (Continued)										
Blank (BGC1073-BLK1)					Prepared: 03/24/26 08:44 Analyzed: 03/27/26 15:08					
Chrysene	ND		0.200	ug/L						
Hexachlorobenzene	ND		0.100	ug/L						
LCS (BGC1073-BS1)					Prepared: 03/24/26 08:44 Analyzed: 03/26/26 18:42					
Acenaphthylene	0.402		0.200	ug/L	0.400		100	20-130		
Benzo[a]pyrene	0.237		0.0200	ug/L	0.400		59.4	20-130		
Benzo[a]anthracene	0.321		0.200	ug/L	0.400		80.2	20-130		
Atrazine	0.443		0.100	ug/L	0.400		111	20-130		
Chrysene	0.400		0.200	ug/L	0.400		99.9	20-130		
Alachlor	0.408		0.200	ug/L	0.400		102	20-130		
Acenaphthene	0.380		0.200	ug/L	0.400		95.1	20-130		
Benzo[b]fluoranthene	0.299		0.200	ug/L	0.400		74.7	20-130		
Anthracene	0.281		0.200	ug/L	0.400		70.2	20-130		
Fluorene	0.409		0.200	ug/L	0.400		102	20-130		
Trifluralin	0.213		0.100	ug/L	0.400		53.3	20-130		
Terbacil	0.269		0.100	ug/L	0.400		67.1	20-130		
Simazine	0.353		0.0700	ug/L	0.400		88.3	20-130		
Pyrene	0.350		0.200	ug/L	0.400		87.5	20-130		
Propachlor	0.413		0.100	ug/L	0.400		103	20-130		
Pronamide	0.379		0.200	ug/L	0.400		94.8	20-130		
Phenanthrene	0.398		0.200	ug/L	0.400		99.6	20-130		
Pendimethalin	0.308		0.200	ug/L	0.400		77.1	20-130		
Molinate	0.391		0.100	ug/L	0.400		97.7	20-130		
Metribuzin	0.343		0.100	ug/L	0.400		85.7	20-130		
Metolachlor	0.417		0.100	ug/L	0.400		104	20-130		
Butyl benzyl phthalate	0.290		1.00	ug/L	0.400		72.6	20-150		
Hexachlorobenzene	0.187		0.100	ug/L	0.400		46.8	20-130		
Benzo[ghi]perylene	0.351		0.200	ug/L	0.400		87.8	20-130		
Fluoranthene	0.366		0.200	ug/L	0.400		91.5	20-130		
EPTC	0.418		0.100	ug/L	0.400		104	20-130		
Di-n-butyl phthalate	0.443		1.00	ug/L	0.400		111	20-150		
Dimethyl phthalate	0.365		1.00	ug/L	0.400		91.3	20-150		
Diethyl phthalate	0.438		1.00	ug/L	0.400		110	20-150		
Dibenz[a,h]anthracene	0.316		0.200	ug/L	0.400		78.9	20-130		
Cyanazine	0.344		0.200	ug/L	0.400		86.0	20-130		
bis(2-Ethylhexyl)phthalate	0.341		0.600	ug/L	0.400		85.2	20-150		
Chlorpyrifos	0.406		0.200	ug/L	0.400		102	20-130		
Butachlor	0.299		0.100	ug/L	0.400		74.8	20-130		
bis-2(ethylhexyl)adipate	0.259		0.600	ug/L	0.400		64.8	20-150		
Benzo[k]fluoranthene	0.385		0.200	ug/L	0.400		96.3	20-130		
Hexachlorocyclopentadiene	0.231		0.100	ug/L	0.400		57.8	20-130		
Bromacil	0.365		0.100	ug/L	0.400		91.2	20-130		

Anatek Labs, Inc.

Anatek Moscow - 1282 Alturas Drive - Moscow, ID 83843 - 208-883-2839 - moscow@anateklabs.com - FL NELAP E87893
Anatek Spokane - 504 E Sprague Ste. D - Spokane, WA 99202 - 509-838-3999 - spokane@anateklabs.com - FL NELAP E871099
Anatek Yakima - 4802 Tieton Drive - Yakima, WA 98908 - 509-225-9404 - yakima@anateklabs.com - FL NELAP E871190
Anatek Wenatchee - 3019 Gs Center Rd - Wenatchee, WA 98801 - 509-701-8362

Client:	OnSite Environmental, Inc.	Work Order:	WGC0601
Address:	14648 NE. 95th St.	Project:	03-194/791014801
	Redmond, WA 98052	Reported:	4/2/2026 21:44
Attn:	David Baumeister		

Quality Control Data
(Continued)

Semivolatiles (Continued)

Analyte	Result	Qual	Reporting Limit	Units	Spike Level	Source Result	%REC	%REC Limits	RPD	RPD Limit
Batch: BGC1073 - SVOC Water (Continued)										
LCS Dup (BGC1073-BSD1)					Prepared: 03/24/26 08:44 Analyzed: 03/26/26 19:17					
Acenaphthene	0.346		0.200	ug/L	0.400		86.5	20-130	9.40	25
Cyanazine	0.317		0.200	ug/L	0.400		79.2	20-130	8.29	25
Chrysene	0.329		0.200	ug/L	0.400		82.4	20-130	19.3	25
Chlorpyrifos	0.317		0.200	ug/L	0.400		79.2	20-130	24.7	25
Butyl benzyl phthalate	0.247		1.00	ug/L	0.400		61.7	20-150	16.1	25
Butachlor	0.234		0.100	ug/L	0.400		58.5	20-130	24.4	25
Bromacil	0.218	R1	0.100	ug/L	0.400		54.4	20-130	50.5	25
Diethyl phthalate	0.380		1.00	ug/L	0.400		95.0	20-150	14.3	25
Benzo[k]fluoranthene	0.371		0.200	ug/L	0.400		92.6	20-130	3.92	25
Dimethyl phthalate	0.363		1.00	ug/L	0.400		90.9	20-150	0.447	25
Benzo[b]fluoranthene	0.246		0.200	ug/L	0.400		61.5	20-130	19.5	25
Benzo[a]pyrene	0.197		0.0200	ug/L	0.400		49.2	20-130	18.7	25
Benzo[a]anthracene	0.289		0.200	ug/L	0.400		72.2	20-130	10.5	25
Atrazine	0.363		0.100	ug/L	0.400		90.8	20-130	19.7	25
Anthracene	0.275		0.200	ug/L	0.400		68.8	20-130	1.95	25
Alachlor	0.318		0.200	ug/L	0.400		79.5	20-130	24.7	25
Acenaphthylene	0.348		0.200	ug/L	0.400		86.9	20-130	14.4	25
bis-2(ethylhexyl)adipate	0.273		0.600	ug/L	0.400		68.3	20-150	5.16	25
Metribuzin	0.254	R1	0.100	ug/L	0.400		63.6	20-130	29.6	25
Trifluralin	0.287	R1	0.100	ug/L	0.400		71.8	20-130	29.5	25
Terbacil	0.245		0.100	ug/L	0.400		61.3	20-130	9.04	25
Simazine	0.300		0.0700	ug/L	0.400		75.0	20-130	16.2	25
Pyrene	0.386		0.200	ug/L	0.400		96.5	20-130	9.86	25
Propachlor	0.361		0.100	ug/L	0.400		90.2	20-130	13.4	25
Pronamide	0.297		0.200	ug/L	0.400		74.3	20-130	24.3	25
Phenanthrene	0.398		0.200	ug/L	0.400		99.4	20-130	0.168	25
Dibenz[a,h]anthracene	0.261		0.200	ug/L	0.400		65.3	20-130	19.0	25
Molinate	0.366		0.100	ug/L	0.400		91.4	20-130	6.65	25
Benzo[ghi]perylene	0.293		0.200	ug/L	0.400		73.3	20-130	18.0	25
Metolachlor	0.372		0.100	ug/L	0.400		93.0	20-130	11.5	25
Hexachlorocyclopentadiene	0.259		0.100	ug/L	0.400		64.8	20-130	11.4	25
Hexachlorobenzene	0.236		0.100	ug/L	0.400		59.1	20-130	23.3	25
Fluorene	0.367		0.200	ug/L	0.400		91.8	20-130	10.9	25
Fluoranthene	0.312		0.200	ug/L	0.400		78.1	20-130	15.7	25
EPTC	0.348		0.100	ug/L	0.400		86.9	20-130	18.3	25
Di-n-butyl phthalate	0.341	R1	1.00	ug/L	0.400		85.4	20-150	25.8	25
Pendimethalin	0.249		0.200	ug/L	0.400		62.3	20-130	21.2	25
bis(2-Ethylhexyl)phthalate	0.301		0.600	ug/L	0.400		75.3	20-150	12.4	25

Anatek Labs, Inc.

Anatek Moscow - 1282 Alturas Drive - Moscow, ID 83843 - 208-883-2839 - moscow@anateklabs.com - FL NELAP E87893
Anatek Spokane - 504 E Sprague Ste. D - Spokane, WA 99202 - 509-838-3999 - spokane@anateklabs.com - FL NELAP E871099
Anatek Yakima - 4802 Tieton Drive - Yakima, WA 98908 - 509-225-9404 - yakima@anateklabs.com - FL NELAP E871190
Anatek Wenatchee - 3019 Gs Center Rd - Wenatchee, WA 98801 - 509-701-8362

Client:	OnSite Environmental, Inc.	Work Order:	WGC0601
Address:	14648 NE. 95th St.	Project:	03-194/791014801
	Redmond, WA 98052	Reported:	4/2/2026 21:44
Attn:	David Baumeister		

Quality Control Data
(Continued)

Semivolatiles (Continued)

Analyte	Result	Qual	Reporting Limit	Units	Spike Level	Source Result	%REC	%REC Limits	RPD	RPD Limit
Batch: BGC1073 - SVOC Water (Continued)										
Matrix Spike (BGC1073-MS1)		**Source: WGC0684-02**			Prepared: 03/24/26 08:44 Analyzed: 03/26/26 19:51					
Benzo[a]pyrene	0.186		0.0200	ug/L	0.407	ND	45.8	20-130		
Cyanazine	0.196		0.200	ug/L	0.407	ND	48.1	20-130		
Chrysene	0.368		0.200	ug/L	0.407	ND	90.4	20-130		
Chlorpyrifos	0.300		0.200	ug/L	0.407	ND	73.7	20-130		
Butachlor	0.204		0.100	ug/L	0.407	ND	50.2	20-130		
bis-2(ethylhexyl)adipate	0.416		0.600	ug/L	0.407	ND	102	20-150		
bis(2-Ethylhexyl)phthalate	0.340		0.600	ug/L	0.407	ND	83.5	20-150		
Benzo[k]fluoranthene	0.349		0.200	ug/L	0.407	ND	85.9	20-130		
Dibenz[a,h]anthracene	0.255		0.200	ug/L	0.407	ND	62.6	20-130		
Benzo[b]fluoranthene	0.258		0.200	ug/L	0.407	ND	63.5	20-130		
Butyl benzyl phthalate	0.302		1.00	ug/L	0.407	ND	74.3	20-150		
Benzo[a]anthracene	0.307		0.200	ug/L	0.407	ND	75.4	20-130		
Atrazine	0.202		0.100	ug/L	0.407	ND	49.7	20-130		
Anthracene	0.0726	M2	0.200	ug/L	0.407	ND	17.9	20-130		
Alachlor	0.332		0.200	ug/L	0.407	ND	81.6	20-130		
Acenaphthylene	0.248		0.200	ug/L	0.407	ND	60.9	20-130		
Acenaphthene	0.362		0.200	ug/L	0.407	ND	89.0	20-130		
Benzo[ghi]perylene	0.280		0.200	ug/L	0.407	ND	68.7	20-130		
Pronamide	0.283		0.200	ug/L	0.407	ND	69.6	20-130		
Trifluralin	0.220		0.100	ug/L	0.407	ND	54.1	20-130		
Terbacil	0.187		0.100	ug/L	0.407	ND	45.9	20-130		
Simazine	0.254		0.0700	ug/L	0.407	ND	62.4	20-130		
Bromacil	0.185		0.100	ug/L	0.407	ND	45.5	20-130		
Propachlor	0.372		0.100	ug/L	0.407	ND	91.3	20-130		
Diethyl phthalate	1.55	M1	1.00	ug/L	0.407	ND	381	20-150		
Phenanthrene	0.408		0.200	ug/L	0.407	ND	100	20-130		
Pendimethalin	0.244		0.200	ug/L	0.407	ND	60.0	20-130		
Molinate	0.384		0.100	ug/L	0.407	ND	94.4	20-130		
Metribuzin	0.234		0.100	ug/L	0.407	ND	57.6	20-130		
Hexachlorocyclopentadiene	0.290		0.100	ug/L	0.407	ND	71.3	20-130		
Hexachlorobenzene	0.230		0.100	ug/L	0.407	ND	56.6	20-130		
Fluorene	0.415		0.200	ug/L	0.407	ND	102	20-130		
Fluoranthene	0.338		0.200	ug/L	0.407	ND	83.1	20-130		
EPTC	0.368		0.100	ug/L	0.407	ND	90.4	20-130		
Di-n-butyl phthalate	0.388		1.00	ug/L	0.407	ND	95.3	20-150		
Metolachlor	0.290		0.100	ug/L	0.407	ND	71.3	20-130		
Dimethyl phthalate	0.563		1.00	ug/L	0.407	ND	138	20-150		
Pyrene	0.377		0.200	ug/L	0.407	ND	92.6	20-130		

Anatek Labs, Inc.

Anatek Moscow - 1282 Alturas Drive - Moscow, ID 83843 - 208-883-2839 - moscow@anateklabs.com - FL NELAP E87893
Anatek Spokane - 504 E Sprague Ste. D - Spokane, WA 99202 - 509-838-3999 - spokane@anateklabs.com - FL NELAP E871099
Anatek Yakima - 4802 Tieton Drive - Yakima, WA 98908 - 509-225-9404 - yakima@anateklabs.com - FL NELAP E871190
Anatek Wenatchee - 3019 Gs Center Rd - Wenatchee, WA 98801 - 509-701-8362

Client:	OnSite Environmental, Inc.	Work Order:	WGC0601
Address:	14648 NE. 95th St.	Project:	03-194/791014801
	Redmond, WA 98052	Reported:	4/2/2026 21:44
Attn:	David Baumeister		

Quality Control Data
(Continued)

Semivolatiles (Continued)

Analyte	Result	Qual	Reporting Limit	Units	Spike Level	Source Result	%REC	%REC Limits	RPD	RPD Limit
Batch: BGC1084 - Herbicides										
Blank (BGC1084-BLK1)					Prepared: 03/24/26 09:25 Analyzed: 03/26/26 18:29					
Dalapon	ND		1.00	ug/L						
Dicamba	ND		0.200	ug/L						
Dichloroprop	ND		0.500	ug/L						
2,4-D	ND		0.100	ug/L						
Pentachlorophenol	ND		0.0400	ug/L						
2,4,5-TP (Silvex)	ND		0.200	ug/L						
2,4,5-T	ND		0.400	ug/L						
2,4-DB	ND		1.00	ug/L						
Dinoseb	ND		0.200	ug/L						
Dacthal	ND		0.0200	ug/L						
Picloram	ND		0.100	ug/L						
3,5-Dichlorobenzoic Acid	ND		0.500	ug/L						
Chloramben	ND		0.200	ug/L						
Bentazon	ND		0.500	ug/L						
Acifluorofen	ND		1.00	ug/L						
Surrogate: DCINA			*1.99*	*ug/L*	*2.00*		*99.5*	*70-130*		
LCS (BGC1084-BS1)					Prepared: 03/24/26 09:25 Analyzed: 03/26/26 19:03					
Dalapon	12.4		1.00	ug/L	13.0		95.2	70-130		
Dicamba	1.15		0.200	ug/L	1.00		115	70-130		
Dichloroprop	3.42		0.500	ug/L	3.00		114	70-130		
2,4-D	2.09		0.100	ug/L	2.00		105	70-130		
Pentachlorophenol	0.984		0.0400	ug/L	1.00		98.4	70-130		
2,4,5-TP (Silvex)	1.15		0.200	ug/L	1.00		115	70-130		
2,4,5-T	1.20		0.400	ug/L	1.00		120	70-130		
2,4-DB	9.65		1.00	ug/L	8.00		121	70-130		
Dinoseb	2.16		0.200	ug/L	2.00		108	70-130		
Dacthal	0.904		0.0200	ug/L	1.00		90.4	70-130		
Picloram	1.28		0.100	ug/L	1.00		128	70-130		
3,5-Dichlorobenzoic Acid	1.02		0.500	ug/L	1.00		102	70-130		
Chloramben	1.17		0.200	ug/L	1.00		117	70-130		
Bentazon	2.46		0.500	ug/L	2.00		123	70-130		
Acifluorofen	0.894		1.00	ug/L	1.00		89.4	70-130		
Surrogate: DCINA		*S10*	*2.71*	*ug/L*	*2.00*		*135*	*70-130*		

Anatek Labs, Inc.

Anatek Moscow - 1282 Alturas Drive - Moscow, ID 83843 - 208-883-2839 - moscow@anateklabs.com - FL NELAP E87893
Anatek Spokane - 504 E Sprague Ste. D - Spokane, WA 99202 - 509-838-3999 - spokane@anateklabs.com - FL NELAP E871099
Anatek Yakima - 4802 Tieton Drive - Yakima, WA 98908 - 509-225-9404 - yakima@anateklabs.com - FL NELAP E871190
Anatek Wenatchee - 3019 Gs Center Rd - Wenatchee, WA 98801 - 509-701-8362

Client:	OnSite Environmental, Inc.	Work Order:	WGC0601
Address:	14648 NE. 95th St.	Project:	03-194/791014801
	Redmond, WA 98052	Reported:	4/2/2026 21:44
Attn:	David Baumeister		

Quality Control Data
(Continued)

Semivolatiles (Continued)

Analyte	Result	Qual	Reporting Limit	Units	Spike Level	Source Result	%REC	%REC Limits	RPD	RPD Limit
Batch: BGC1084 - Herbicides (Continued)										
Matrix Spike (BGC1084-MS1)		**Source: MGC0428-03**			Prepared: 03/24/26 09:25 Analyzed: 03/27/26 04:15					
Dalapon	14.0		1.00	ug/L	13.0	ND	108	70-130		
Dicamba	1.15		0.200	ug/L	1.00	ND	115	70-130		
Dichloroprop	3.42		0.500	ug/L	3.00	ND	114	70-130		
2,4-D	2.14		0.100	ug/L	2.00	ND	107	70-130		
Pentachlorophenol	0.766		0.0400	ug/L	1.00	ND	76.6	70-130		
2,4,5-TP (Silvex)	1.12		0.200	ug/L	1.00	ND	112	70-130		
2,4,5-T	1.21		0.400	ug/L	1.00	ND	121	70-130		
2,4-DB	9.52		1.00	ug/L	8.00	ND	119	70-130		
Dinoseb	2.14		0.200	ug/L	2.00	ND	107	70-130		
Dacthal	0.911		0.0200	ug/L	1.00	ND	91.1	70-130		
Picloram	1.28		0.100	ug/L	1.00	ND	128	70-130		
3,5-Dichlorobenzoic Acid	1.05		0.500	ug/L	1.00	ND	105	70-130		
Chloramben	1.13		0.200	ug/L	1.00	ND	113	70-130		
Bentazon	2.17		0.500	ug/L	2.00	ND	109	70-130		
Acifluorofen	0.857		1.00	ug/L	1.00	ND	85.7	70-130		
Surrogate: DCINA			*2.38*	*ug/L*	*2.00*		*119*	*70-130*		
Matrix Spike Dup (BGC1084-MSD1)		**Source: MGC0428-03**			Prepared: 03/24/26 09:25 Analyzed: 03/27/26 04:49					
Dalapon	12.6		1.00	ug/L	13.0	ND	97.2	70-130	10.4	30
Dicamba	1.19		0.200	ug/L	1.00	ND	119	70-130	3.18	30
Dichloroprop	3.44		0.500	ug/L	3.00	ND	115	70-130	0.493	30
2,4-D	2.12		0.100	ug/L	2.00	ND	106	70-130	0.592	30
Pentachlorophenol	0.757		0.0400	ug/L	1.00	ND	75.7	70-130	1.16	30
2,4,5-TP (Silvex)	1.11		0.200	ug/L	1.00	ND	111	70-130	0.935	30
2,4,5-T	1.17		0.400	ug/L	1.00	ND	117	70-130	3.47	30
2,4-DB	9.14		1.00	ug/L	8.00	ND	114	70-130	4.16	30
Dinoseb	2.27		0.200	ug/L	2.00	ND	114	70-130	5.80	30
Dacthal	0.949		0.0200	ug/L	1.00	ND	94.9	70-130	4.13	30
Picloram	1.22		0.100	ug/L	1.00	ND	122	70-130	4.43	30
3,5-Dichlorobenzoic Acid	1.05		0.500	ug/L	1.00	ND	105	70-130	0.447	30
Chloramben	1.16		0.200	ug/L	1.00	ND	116	70-130	2.65	30
Bentazon	2.25		0.500	ug/L	2.00	ND	112	70-130	3.43	30
Acifluorofen	0.774		1.00	ug/L	1.00	ND	77.4	70-130	10.1	30
Surrogate: DCINA			*2.30*	*ug/L*	*2.00*		*115*	*70-130*		

Anatek Labs, Inc.

Anatek Moscow - 1282 Alturas Drive - Moscow, ID 83843 - 208-883-2839 - moscow@anateklabs.com - FL NELAP E87893
Anatek Spokane - 504 E Sprague Ste. D - Spokane, WA 99202 - 509-838-3999 - spokane@anateklabs.com - FL NELAP E871099
Anatek Yakima - 4802 Tieton Drive - Yakima, WA 98908 - 509-225-9404 - yakima@anateklabs.com - FL NELAP E871190
Anatek Wenatchee - 3019 Gs Center Rd - Wenatchee, WA 98801 - 509-701-8362

Client:	OnSite Environmental, Inc.	Work Order:	WGC0601
Address:	14648 NE. 95th St.	Project:	03-194/791014801
	Redmond, WA 98052	Reported:	4/2/2026 21:44
Attn:	David Baumeister		

Quality Control Data
(Continued)

Semivolatiles (Continued)

Analyte	Result	Qual	Reporting Limit	Units	Spike Level	Source Result	%REC	%REC Limits	RPD	RPD Limit
Batch: BGC1159 - Glyphosate										
Blank (BGC1159-BLK1)					Prepared: 03/25/26 09:58 Analyzed: 03/25/26 13:30					
Glyphosate	ND		5.00	ug/L						
LCS (BGC1159-BS1)					Prepared: 03/25/26 09:58 Analyzed: 03/25/26 14:29					
Glyphosate	207		5.00	ug/L	200		103	70-130		
MRL Check (BGC1159-MRL1)					Prepared: 03/25/26 09:58 Analyzed: 03/25/26 14:00					
Glyphosate	10.2		5.00	ug/L	10.0		102	50-150		
Matrix Spike (BGC1159-MS1)		**Source: MGC0634-01**			Prepared: 03/25/26 09:58 Analyzed: 03/25/26 14:59					
Glyphosate	205		5.00	ug/L	200	ND	103	70-130		
Matrix Spike Dup (BGC1159-MSD1)		**Source: MGC0634-01**			Prepared: 03/25/26 09:58 Analyzed: 03/25/26 15:28					
Glyphosate	206		5.00	ug/L	200	ND	103	70-130	0.487	20

WGC0601

Due: 03/31/26

OnSite Environmental Inc.

14648 NE 95th Street, Redmond, WA 98052 · (425) 883-3881

Laboratory Reference #: 03-194

Laboratory: Anatek Labs

Attention: Karice Scott

Address: 504 E Sprague, Ste D Spokane, WA 99202

Phone Number: (509) 838-3999

Turnaround Request

1 Day | 2 Day | 3 Day | Standard

Other: _____

Project Manager: David Baumeister

email: dbaumeister@onsite-env.com

Project Number: 791014801

Project Name: _____

Lab ID	Sample Identification	Date Sampled	Time Sampled	Matrix	# of Cont.	Requested Analyses
	MW-4	3/12/26	17:10	W	11	EPA 504, EPA 505, EPA 525, EPA 515.3, EPA 531.2, EPA 547, EPA 548.1, EPA 549.2
	MW-5	3/12/26	14:46	W	11	EPA 504, EPA 505, EPA 525, EPA 515.3, EPA 531.2, EPA 547, EPA 548.1, EPA 549.2
	MW-8	3/12/26	13:04	W	11	EPA 504, EPA 505, EPA 525, EPA 515.3, EPA 531.2, EPA 547, EPA 548.1, EPA 549.2

Signature	Company	Date	Time	Comments/Special Instructions
Relinquished by:	OSE	3/10/26	1630	5.7/6.9 IRG
Received by:	Anatek	3/11/26	1021	
Relinquished by:		##		
Received by:				
Relinquished by:				
Received by:				

WGC0601

Due: 03/31/26

ANATEK LABS		
	Document #:	FRM-0052
	Revision:	04
	Status:	Release
	Effective Date:	26 Feb 2026

Sample Receipt and Preservation Form

Cooler Temperature	
Read (°C):	5.7
Corrected (°C):	5.9
Thermometer Used:	IR6

Client Name: Onsite environmental

TAT: (Normal) RUSH: _____ days

Samples Received From: FedEx (UPS) USPS Hand Courier Huber Other: _____

Custody Seal on Cooler/Box: Yes (No) Custody Seals Intact: Yes No (N/A)

Number of Coolers/Boxes: _____ Type of Ice: (Wet Ice) Ice Packs None Other_____

Packing Material: (Bubble Wrap) Bags Foam/Peanuts Paper None Other: _____

				Comments
Samples Received Intact?	(Yes)	No		
Chain of Custody Present/Complete?	(Yes)	No		
Labels and Chains Agree?	(Yes)	No		
Samples Received Within Hold Time?	(Yes)	No		
Correct Containers Received?	(Yes)	No		
Anatek Bottles Used?	(Yes)	No	Unknown	
Samples Properly Preserved?	(Yes)	No	N/A	*If No, record preservation and pH*
				Initial pH: <2 or / pH Paper ID:
VOC Vials Free of Headspace (<6mm)?	Yes	No	(N/A)	
VOC Trip Blanks Present?	Yes	No	(N/A)	
Total Number of Sample Bottles Received: _____				

Record bottle types, preservatives, and lot numbers (if known) below. Please list bottles in descending order by size:

g1000 Nasulfito x 6 2000358 Carb g44 x3
g250 Nasulfito x3 2000358
P500 Nathio x3 250 1225
g125 Nathio x3 250122S
g44 nathio x 15 ~~Nathio~~ 2501225

Notes, comments, etc. (also use this space if contacting the client - record names and date/time)

Received/Inspected By: _____ Date/Time: 3/17/26 1021

Chain of Custody

OnSite Environmental Inc.
14648 NE 95th Street • Redmond, WA 98052
Phone: (425) 883-3881 • www.onsite-env.com

Company: Langan
Project Number: 791014801
Project Name: Hawks Prairie Building 1
Project Manager: Jenny Cutright
Sampled by: JL MG

Turnaround Request (in working days)

(Check One)

- ☐ Same Day
- ☐ 1 Day
- ☐ 2 Days
- ☐ 3 Days
- ■ Standard (7 Days) (TPH analysis 5 Days)
- ☐ _____ (other)

Laboratory Number: 03-194

Lab ID	Sample Identification	Date Sampled	Time Sampled	Matrix	Number of Containers	Volatiles 8260 + Vinyl Chloride SIMS	Phase II/V IOC	EPA 504 EDB/DBCP	EPA 505/EPA 525 Pesticides	EPA 515.3 Herbicide	EPA 547 Glyphosate	EPA 531.2 Carbamate	EPA 548.1 Endothall	EPA 549.2 Diquat	% Moisture
1	mw-4	3/12/26	17:10	W	17	X	X	X	X	X	X	X	X	X	
2	mw-5	3/12/26	14:46	W	17	X	X	X	X	X	X	X	X	X	
3	mw-8	3/12/26	13:04	W	19	X	X	X	X	X	X	X	X	X	

	Signature	Company	Date	Time
Relinquished	[signature]	Langan Eng.	3/13/26	10:32
Received	Jordan Prell	OSE	3/13/26	1032
Relinquished				
Received				
Relinquished				
Received				
Reviewed/Date		Reviewed/Date		

Comments/Special Instructions

mw-8 : 2 extra bottles collected. (19 total)

Chromatograms with final report ☐

Attachment C
Historical Groundwater Data Tables

Table 1
Static Water Level Summary

Well	Top of Casing Elev	Stickdown	Prior Measuring point	Screen Interval	Screen Interval	Geologic	1/17/20		2/4/20		6/20/2020		7/3/20		9/15/20		9/30/20	
				depth	Elevation	Layer	Depth	Elev	Depth	Elev	Depth	Elev	Depth	Elev	Depth	Elev	Depth	Elev
MW-1	272.19	n/a	272.19	471-476	-205 to -210	Deep	248.89	23.3	251.99	20.2			274.1	-1.91				
MW-2	272.34	n/a	272.34	266-276	0 to -10	Qc	208.19	64.15	207.08	65.26			207.2	65.14				
MW-3A	271.36	0.4	270.96	140-150	117-107	Qva-middle					111	160.36	114.33	156.63				
MW-4	259.61	n/a	259.61	305-315	-51.5 to -61.5	Qc	232.6	27.01	216.24	43.37			216.41	43.2	217.45	42.16		
MW-5	259.46	n/a	259.46	125-135	128.5 to 138.5	Qva-Middle	106.64	152.82	105.52	153.94			103.98	155.48	105.26	154.2		
MW-6	254.28	n/a	254.28	245-255	3 to -7	Qc	188.64	65.64	187.5	66.78			187.52	66.76				
MW-7	253.28	n/a	253.28	115-125	132.5 to 122.5	Qva-Middle	102.3	150.98	101.58	151.7			99.82	153.46	101.03	152.25		
MW-8	275.73	n/a	275.73	130-140	141.5 to 131.5	Qva-Middle	NM		123.83	151.9			122.45	153.28				
MW-9	275.65	n/a	275.65	264-274	7.5 to -2.5	Qc	NM		209.61	66.04			208.62	67.03				
MW-101	261.65	0.45	261.20	122.5-132.5	135.6 to 145.6	Qva-Middle											107.73	153.47
MW-102	253.6	0.46	253.14	114-124	136.1 to 146.1	Qva-Middle											98.86	154.28

Notes, all measurements are in feet.
The initial measuring points on MW-3A, MW-8, and MW-9 were changed in early October 2020.
Horizontal control is State Plane, NAVD83HARN
Vertical control is based on NGVD88

Table 1(Cont')
Static Water Level Summary

Well	Top of Casing Elev	Stickdown	Current Measuring point	Screen Interval	Screen Interval	Geologic	10/12/2020		11/2/2020		12/14/20		12/29/20		3/4/2021		5/27/2021	
				depth	Elevation	Layer	Depth	Elev	Depth	Elev	Depth	Elev	Depth	Elev	Depth	Elev	Depth	Elev
MW-1	272.19	n/a	272.19	471-476	-205 to -210	Deep	238.22	33.97	238.13	34.06	239.15	33.04	239.01	33.18	257.65	14.54	257.65	14.54
MW-2	272.34	n/a	272.34	266-276	0 to -10	Qc	209.69	62.65	209.55	62.79	209.55	62.79	209.37	62.97	204.36	67.98	202.98	69.36
MW-3A	271.36	0.4	270.96	140-150	121-111	Qva-middle	111.54	159.42	116.44	154.52	117.55	153.41	117.59	153.37	113.7	157.26	113.17	157.79
MW-4	259.61	n/a	259.61	305-315	-51.5 to -61.5	Qc	218.32	41.29	218.20	41.41	218.41	41.20	218.6	41.01	214.06	45.55	214.84	44.77
MW-5	259.46	n/a	259.46	125-135	128.5 to 138.5	Qva-Middle	106.59	149.47	106.53	152.93	106.48	152.98	106.38	153.08	102	157.46	101.62	157.84
MW-6	254.28	n/a	254.28	245-255	3 to -7	Qc	190.61	63.67	190.89	63.39	190.43	63.85	190.27	64.01	184.93	69.35	182.88	71.4
MW-7	253.28	n/a	253.28	115-125	132.5 to 122.5	Qva-Middle	102.05	151.23	102.14	151.14	101.99	151.29	102.08	151.20	99.09	154.19	98.52	154.76
MW-8	273.32	n/a	273.32	130-140	141.5 to 131.5	Qva-Middle	123.79	151.94	123.77	151.96	123.8	151.93	124.12	151.61	121.96	153.77	121.22	154.51
MW-9	273.37	n/a	273.37	264-274	7.5 to -2.5	Qc	212.58	63.11	212.70	62.95	212.5	63.15	212.39	63.26	207.46	68.19	205.89	69.76
MW-101	261.65	0.45	261.20	122.5-132.5	135.6 to 145.6	Qva-Middle	107.96	145.18	108.01	153.19	108.33	152.87	108.46	152.74	104.59	156.61	103.69	157.51
MW-102	253.6	0.46	253.14	114-124	136.1 to 146.1	Qva-Middle	99.24	153.9	99.21	153.93	99.04	154.10	99.72	153.42	95.55	157.59	94.79	158.35
MW-201	252.67	0.375	252.30	154-164	95-105	Qva-base			100.22	152.08	99.05	153.25	99.91	152.39	96.22	156.08	96.01	156.29
MW-202	264.73	0.35	264.38	125-135	136 to 146	Qva-Middle			113.47	150.91	112.21	152.17	111.5	152.88	108.77	155.61	107.6	156.78
MW-203	245.5	0.375	245.13	107.5-117.5	134-124	Qva-Middle			91.30	153.83	92.13	153.00	92.07	153.06	88.12	157.01	87.67	157.46
MW-207	259.97	0.367	259.60	155-165	101 to 91	Qva-base			106.90	152.70	106.8	152.80	106.98	152.62	103.5	156.10	102.45	157.15
MW-301	262.72	0.29	262.43	122.5-132.5	135.6 to 145.6	Qva Base					109.66	152.77	109.88	152.55	105.81	156.62	102.49	156.94

Notes, all measurements are in feet.
The initial measuring points on MW-3A, MW-8, and MW-9 were changed in early October 2020.
Horizontal control is State Plane, NAVD83HARN
Vertical control is based on NGVD88

Table 1(Cont')
Static Water Level Summary

Well	Top of Casing Elev	Stickdown	Current Measuring point	Screen Interval	Screen Interval	Geologic	9/23/2021		10/14/2021		12/14/2021		1/5/2022		1/31/2022		3/23/2022	
				depth	Elevation	Layer	Depth	Elev	Depth	Elev	Depth	Elev	Depth	Elev	Depth	Elev	Depth	Elev
MW-1	269.58	0.3	269.28	471-476	-205 to -210	Deep	274.34	-5.06			256.62	12.66	251.08	18.2	245.67	23.61	235.47	33.81
MW-2	269.85	0.32	269.53	266-276	0 to -10	Qc					207.42	62.11	204.92	64.61	199.21	70.32	196.1	73.43
MW-3A	271.36	0.4	270.96	140-150	121-111	Qva-middle	114.18	156.78			115.77	155.19	113.8	157.16	111.92	159.04	109.95	161.01
MW-4	258.69	0.13	258.56	305-315	-51.5 to -61.5	Qc	103.06	154.78	103.33	154.51	215.39	42.88	213.59	44.68	210.62	47.65	208.19	50.08
MW-5	258.08	0.24	257.84	125-135	128.5 to 138.5	Qva-Middle	103.06	154.78	103.24	154.60	103.88	153.96	101.36	156.48	99.23	158.61	98.07	159.77
MW-6	253.51	0.18	253.33	245-255	3 to -7	Qc	187.6	65.73			186.01	67.32	183.42	69.91	181.16	72.17	178.09	75.24
MW-7	252.53	0.36	252.17	115-125	132.5 to 122.5	Qva-Middle	99.22	152.95			100.17	152	98.27	153.9	96.42	155.75	95.18	156.99
MW-8	275.84	0.27	275.57	130-140	141.5 to 131.5	Qva-Middle	121.44	154.13			122.65	152.92	121.54	154.03	120.05	155.52	119.2	156.37
MW-9	275.69	0.3	275.39	264-274	7.5 to -2.5	Qc	210.32	65.07			209.9	65.49	207.08	68.31	203.95	71.44	200.81	74.58
MW-101	261.65	0.45	261.2	122.5-132.5	135.6 to 145.6	Qva-Middle	105.68	155.52			106.83	154.37	104.7	156.5	102.76	158.44	101.11	160.09
MW-102	253.6	0.46	253.14	114-124	136.1 to 146.1	Qva-Middle	98.59	154.55			97.46	155.68	95.38	157.76	93.73	159.41	92.07	161.07
MW-201	252.67	0.375	252.295	154-164	95-105	Qva-base	98.2	154.095	97.88	154.42	97.81	154.485	96.11	156.185	94.44	157.86	93.02	159.28
MW-202	264.73	0.35	264.38	125-135	136 to 146	Qva-Middle	109.39	154.99	108.69	155.69	109.75	154.63	108.32	156.06	106.5	157.88	104.39	159.99
MW-203	245.5	0.375	245.125	107.5-117.5	134-124	Qva-Middle	89.71	155.415	89.31	155.82	91.33	153.795	89.01	156.115	86.25	158.88	84.57	160.56
MW-207	259.97	0.367	259.603	155-165	101 to 91	Qva-base	104.59	155.013	104.14	155.46	105.12	154.483	103.36	156.243	101.17	158.43	99.63	159.97
MW-301	262.72	0.29	262.43	122.5-132.5	135.6 to 145.6	Qva Base	107.64	154.79			107.97	154.46	106.24	156.19	104.02	158.41	102.88	159.55

Notes, all measurements are in feet.
The initial measuring points on MW-1, MW-2, and MW-4 through 9 were changed in August of 2021 when the wells were converted to 2 inch monitoring wells with flush mount completions.
Horizontal control is State Plane, NAVD83HARN
Vertical control is based on NGVD88

Table 1(Cont')
Static Water Level Summary

Well	Top of Casing Elev	Stickdown	Current Measuring point	Screen Interval	Screen Interval	Geologic	6/28/2022		7/1/2022		10/6/2022		2/3/2023		3/28/2023		4/20/2023		8/1/2023	
				depth	Elevation	Layer	Depth	Elev	Depth	Elev	Depth	Elev.	Depth	Elev.	Depth	Elev.	Depth	Elev.	Depth	Elev.
MW-1	269.58	0.3	269.28	471-476	-205 to -210	Deep	264.5	4.78			NM		242.3	26.98	250.38	18.9	242.03	27.25	265.23	4.05
MW-2	269.85	0.32	269.53	266-276	0 to -10	Qc	194.03	75.5			199.03	70.5	198.91	70.62	199.13	70.4	198.91	70.62	203.44	66.09
MW-3A	271.36	0.4	270.96	140-150	121-111	Qva-middle	109.62	161.34			111.68	159.28	112.31	158.65	112.64	158.32	112.31	158.65	113.49	157.47
MW-4	258.69	0.13	258.56	305-315	-51.5 to -61.5	Qc	206.98	51.29			212.5	45.77	210.29	47.98	210.66	47.61	210.29	47.98	215.63	42.64
MW-5	258.08	0.24	257.84	125-135	128.5 to 138.5	Qva-Middle	98.54	159.3			101.06	156.78	101.02	156.82	101.21	156.63	101.02	156.82	102.45	155.39
MW-6	253.51	0.18	253.33	245-255	3 to -7	Qc	175.82	77.51			178.8	74.53	180.92	72.41	181.37	71.96	180.92	72.41	185.68	67.65
MW-7	252.53	0.36	252.17	115-125	132.5 to 122.5	Qva-Middle	95.39	156.78			97.58	154.59	97.61	154.56	97.63	154.54	97.61	154.56	98.81	153.36
MW-8	275.84	0.27	275.57	130-140	141.5 to 131.5	Qva-Middle	117.69	157.88			119.34	156.23	119.99	155.58	120.15	155.42	119.99	155.58	121.15	154.42
MW-9	275.69	0.3	275.39	264-274	7.5 to -2.5	Qc	199.56	75.83			205.12	70.27	203.59	71.80	204.01	71.38	203.59	71.8	208.33	67.06
MW-101	261.65	0.45	261.2	122.5-132.5	135.6 to 145.6	Qva-Middle			101.37	159.83	103.86	157.34	104.09	157.11			104.09	157.11	105.36	155.84
MW-102	253.6	0.46	253.14	114-124	136.1 to 146.1	Qva-Middle			92.4	160.74	94.84	158.3	95.14	158.00			95.14	158	96.35	156.79
MW-201	252.67	0.375	252.295	154-164	95-105	Qva-base			93.97	158.325	96.47	155.825	96.36	155.94			96.36	155.935	97.66	154.635
MW-202	264.73	0.35	264.38	125-135	136 to 146	Qva-Middle			105.59	158.79	107.78	156.6	108.59	155.79			108.23	156.15	109.34	155.04
MW-203	245.5	0.375	245.125	107.5-117.5	134-124	Qva-Middle			85.45	159.675	87.99	157.135	87.98	157.15			87.98	157.145	89.3	155.825
MW-207	259.97	0.367	259.603	155-165	101 to 91	Qva-base			100.3	159.303	102.85	156.753	102.9	156.70			102.9	156.703	104.2	155.403
MW-301	262.72	0.29	262.43	122.5-132.5	135.6 to 145.6	Qva Base	103.45	158.98	103.48	158.95	105.99	156.44	105.92	156.51			105.92	156.51	107.22	155.21

Notes, all measurements are in feet.
The initial measuring points on MW-1, MW-2, and MW-4 through 9 were changed in August of 2021 when the wells were converted to 2 inch monitoring wells with flush mount completions.
Horizontal control is State Plane, NAVD83HARN
Vertical control is based on NGVD88

Table 1(Cont')
Static Water Level Summary

Well	Top of Casing Elev	Stickdown	Current Measuring point	Screen Interval	Screen Interval	Geologic	11/1/23		2/8/24		3/5/24		6/5/24		10/17/24	
				depth	Elevation	Layer	Depth	Elev	Depth	Elev	Depth	Elev	Depth	Elev	Depth	Elev
MW-1	269.58	0.3	269.28	471-476	-205 to -210	Deep	263.3	5.98	257.01	12.27	202.85	66.43			267.64	1.64
MW-2	269.85	0.32	269.53	266-276	0 to -10	Qc	205.5	64.03	201.94	67.59	114.8	154.73	202.3	67.23	206	63.53
MW-3A	271.36	0.4	270.96	140-150	121-111	Qva-middle	115.6	155.36	114.2	156.76			113.1	157.86	115.07	155.89
MW-4	258.69	0.13	258.56	305-315	-51.5 to -61.5	Qc	216.35	41.92	212.73	45.54			212.81	45.46	216.01	42.26
MW-5	258.08	0.24	257.84	125-135	128.5 to 138.5	Qva-Middle	103.69	154.15	102.65	155.19			101.54	156.30	103.94	153.90
MW-6	253.51	0.18	253.33	245-255	3 to -7	Qc	188.4	64.93	184.05	69.28	185.1	68.23	183.44	69.89	187.84	65.49
MW-7	252.53	0.36	252.17	115-125	132.5 to 122.5	Qva-Middle	99.91	152.26	98	154.17	99.02	153.15	98.06	154.11	100.08	152.09
MW-8	275.84	0.27	275.57	130-140	141.5 to 131.5	Qva-Middle	122.23	153.34	121.2	154.37	122	153.57	120.65	154.92	122.33	153.24
MW-9	275.69	0.3	275.39	264-274	7.5 to -2.5	Qc	211.1	64.29	206.87	68.52	207.6	67.79	205.96	69.43	211.44	63.95
MW-101	261.65	0.45	261.2	122.5-132.5	135.6 to 145.6	Qva-Middle	106.69	154.51	104.98	156.22	105.45	155.75	104.41	156.79	106.9	154.30
MW-102	253.6	0.46	253.14	114-124	136.1 to 146.1	Qva-Middle	97.9	155.24	96.21	156.93	97.04	156.1	95.58	157.56	97.99	155.15
MW-201	252.67	0.375	252.295	154-164	95-105	Qva-base	99.2	153.10	96.88	155.415	97.51	154.785	96.77	155.53	99.21	153.09
MW-202	264.73	0.35	264.38	125-135	136 to 146	Qva-Middle	110.68	153.70	108.63	155.75	109.53	154.85	108.45	155.93	110.7	153.68
MW-203	245.5	0.375	245.125	107.5-117.5	134-124	Qva-Middle	90.84	154.29	88.68	156.445	89.3	155.825	88.31	156.82	90.9	154.23
MW-207	259.97	0.367	259.603	155-165	101 to 91	Qva-base	105.52	154.08	103.56	156.043	104.1	155.503	103.15	156.45	106.15	153.45
MW-301	262.72	0.29	262.43	122.5-132.5	135.6 to 145.6	Qva Base	108.93	153.50	106.5	155.93	106.5	155.93	106.32	156.11	108.8	153.63

Notes, all measurements are in feet.
The initial measuring points on MW-1, MW-2, and MW-4 through 9 were changed in August of 2021 when the wells were converted to 2 inch monitoring wells with flush mount completions.
Horizontal control is State Plane, NAVD83HARN
Vertical control is based on NGVD88

Table 2A Halogenated Volatile Organics (continued)

Well Number	MW-1											MTCA	DW
Aquifer	Deep												
Sample Date	1/16/20	6/29/20	10/24/20	12/3/20	3/9/21	12/14/21	7/7/22	2/3/23	7/25/23	2/13/24	9/19/24		
Dichlorodifluoromethane	0.27U	0.2U	0.2U	0.2U	0.2U	0.2U	0.2U	0.33U	0.2U	`0.5U	0.27U	1,600	NP
Chloromethane	1U	1.5U	1.5U	1.0U	1.4U	1.4U	1.4U	1.0U	1.0U	1.0U	1.0U	NP	NP
Vinyl Chloride	0.2U	0.2U	0.2U	0.02U S	0.02U S	0.02U S	0.02U S	0.02U S	0.02U S	0.02U S	0.02U S	0.2	2
Bromomethane	0.2U	0.35U	0.35U	0.2U	0.38U	0.5U	0.5U	1.0U	1.0U	1.0U	1.3U	1.1	NP
Chloroethane	1U	1.0U	1.0U	1.0U	1.0U	1.0U	1.0U	1.0U	1.3U	1.0U	1.0U	NP	NP
Trichlorofluoromethane	0.2U	0.2U	0.2U	0.2U	0.2U	0.2U	0.2U	0.2U	0.2U	0.2U	0.2U	2,400	NP
1,1-Dichloroethene	0.2U	0.2U	0.2U	0.2U	0.2U	0.2U	0.2U	0.2U	0.2U	0.2U	0.2U	400	7
Iodomethane	1.0U	3.9U	3.9U	2.0U	1.6U	1.6U	6.3U	6.5U	9.5U	1.0U	1.5U	NP	NP
Methylene Chloride	1.0U	1.0U	1.0U	1.0U	1.3U	1.3U	1.0U	1.0U	1.0U	1.0U	1.0U	5	5
(trans) 1,2-Dichloroethene	0.2U	0.2U	0.2U	0.2U	0.2U	0.2U	0.2U	0.2U	0.2U	0.2U	0.2U	160	100
1,1-Dichloroethane	0.2U	0.2U	0.2U	0.2U	0.2U	0.2U	0.2U	0.2U	0.2U	0.2U	0.2U	7.7	NP
2,2-Dichloropropane	0.2U	0.2U	0.2U	0.2U	0.2U	0.2U	0.2U	0.2U	0.2U	0.2U	2.0U	NP	NP
(cis) 1,2-Dichloroethene	0.2U	0.2U	0.2U	0.2U	0.2U	0.2U	0.2U	0.2U	0.2U	0.2U	0.2U	16	70
Bromochloromethane	0.2U	0.2U	0.2U	0.2U	0.2U	0.2U	0.2U	0.2U	0.2U	0.2U	0.2U	0.71	80
Chloroform	3.1	0.2U	0.2U	0.2U	0.2U	0.2U	0.2U	0.2U	0.2U	0.2U	0.2U	1.4	80
1,1,1-Trichloroethane	0.2U	0.2U	0.2U	0.2U	0.2U	0.2U	0.2U	0.2U	0.2U	0.2U	0.2U	200	200
Carbon Tetrachloride	0.2U	0.2U	0.2U	0.2U	0.2U	0.2U	0.2U	0.2U	0.2U	0.2U	0.2U	0.63	5
1,1-Dichloropropene	0.2U	0.2U	0.2U	0.2U	0.2U	0.2U	0.2U	0.2U	0.2U	0.2U	0.2U	NP	NP
1,2-Dichloroethane	0.2U	0.2U	0.2U	0.2U	0.2U	0.2U	0.2U	0.2U	0.2U	0.2U	0.2U	0.48	5
Trichloroethene	0.2U	0.2U	0.2U	0.2U	0.2U	0.2U	0.2U	0.2U	0.2U	0.2U	0.2U	5 (3)	5
1,2-Dichloropropane	0.2U	0.2U	0.2U	0.2U	0.2U	0.2U	0.2U	0.2U	0.2U	0.2U	0.2U	1.2	5
Dibromomethane	0.2U	0.2U	0.2U	0.2U	0.2U	0.2U	0.2U	0.2U	0.2U	0.2U	0.2U	NP	NP
Bromodichloromethane	0.2U	0.2U	0.2U	0.2U	0.2U	0.2U	0.2U	0.2U	0.2U	0.2U	0.2U	0.7	80
(cis) 1,3-Dichloropropene	0.2U	0.2U	0.2U	0.2U	0.2U	0.2U	0.2U	0.2U	0.2U	0.2U	0.2U	0.44	NP
(trans) 1,3-Dichloropropene	0.2U	0.2U	0.2U	0.2U	0.2U	0.2U	0.2U	0.2U	0.2U	0.65U	0.2U	NP	NP
1,1,2-Trichloroethane	0.2U	0.2U	0.2U	0.2U	0.2U	0.2U	0.2U	0.2U	0.2U	0.2U	0.2U	0.77	5
Tetrachloroethene	0.2U	0.2U	0.2U	0.2U	0.2U	0.2U	0.2U	0.2U	0.2U	0.2U	0.2U	5	5
1,3-Dichloropropane	0.2U	0.2U	0.2U	0.2U	0.2U	0.2U	0.2U	0.2U	0.2U	0.2U	0.2U	NP	NP
Dibromochloromethane	0.2U	0.2U	0.2U	0.2U	0.2U	0.2U	0.2U	0.2U	0.2U	0.2U	0.2U	0.52	80
1,2-Dibromoethane	0.2U	0.2U	0.2U	0.2U	0.2U	0.2U	0.2U	0.2U	0.2U	0.2U	0.2U	NP	NP
Chlorobenzene	0.2U	0.2U	0.2U	0.2U	0.2U	0.2U	0.2U	0.2U	0.2U	0.2U	0.2U	NP	NP
1,1,1,2-Tetrachloroethane	0.2U	0.2U	0.2U	0.2U	0.2U	0.2U	0.2U	0.2U	0.2U	0.2U	0.2U	1.7	NP
Bromoform	1.0U	1.0U	1.0U	1.0U	1.0U	1.0U	1.0U	1.0U	0.2U	1.0U	1.0U	5.5	80
Bromobenzene	0.2U	0.2U	0.2U	0.2U	0.2U	0.2U	0.2U	0.2U	1.0U	0.2U	0.2U	64	NP
1,1,2,2-Tetrachloroethane	0.2U	0.2U	0.2U	0.2U	0.2U	0.2U	0.2U	0.2U	0.2U	0.2U	0.2U	0.22	NP
1,2,3-Trichloropropane	0.2U	0.1U	0.2U	0.2U	0.2U	0.2U	0.2U	0.2U	0.2U	0.26U	0.2U	0.0005	NP
2-Chlorotoluene	0.2U	0.2U	0.2U	0.2U	0.2U	0.2U	0.2U	0.2U	0.2U	0.2U	0.2U	NP	NP
4-Chlorotoluene	0.2U	0.2U	0.2U	0.2U	0.2U	0.2U	0.2U	0.2U	0.2U	0.2U	0.2U	NP	NP
1,3-Dichlorobenzene	0.2U	0.2U	0.2U	0.2U	0.2U	0.2U	0.2U	0.2U	0.2U	0.2U	0.2U	NP	NP
1,4-Dichlorobenzene	0.2U	0.2U	0.2U	0.2U	0.2U	0.2U	0.2U	0.2U	0.2U	0.2U	0.2U	8.1	75
1,2-Dichlorobenzene	0.2U	0.2U	0.2U	0.2U	0.2U	0.2U	0.2U	0.2U	0.2U	0.2U	0.2U	720	600
1,2-Dibromo-3-chloropropane	1.0U	0.27M	1.0U	1.0U	1.0U	1.0U	1.0U	1.0U	0.2U	1.3U	1.0U	0.005	0.2
1,2,4-Trichlorobenzene	0.2U	0.2U	0.2U	0.2U	0.2U	0.2U	0.2U	0.2U	1.0U	0.2U	0.2U	80	70
Hexachlorobutadiene	1.0U	0.2U	1.0U	1.0U	1.0U	1.0U	1.0U	1.0U	0.2U	1.0U	1.0U	0.56	NP
1,2,3-Trichlorobenzene	0.2U	0.2U	0.2U	0.2U	0.2U	0.2U	0.2U	0.2U	1.0U	1.0U	1.0U	NP	NP

Table 2A Halogenated Volatile Organics (continued)

Well Number	MW-2											MTCA	DW
Aquifer	Qc												
Sample Date	1/17/2020	6/30/2020	10/25/2020	12/4/2020	3/10/2021	12/1/2021	7/6/2022	1/25/2023	7/25/2023	3/6/24	9/19/24		
Dichlorodifluoromethane	0.27U	0.2U	0.2U	0.2U	0.2U	0.2U		0.33U	0.2U	1.0U	0.27U	1,600	NP
Chloromethane	1U	1.5U	1.5U	1.0U	1.4U	1.4U		1.0U	1.0U	1.3U	1.0U	NP	NP
Vinyl Chloride	0.2U	0.2U	0.2U	0.02U S	0.02U S	0.02U S		0.02U S	0.02U S	0.02U S	0.02U S	0.2	2
Bromomethane	0.2U	0.35U	0.35U	0.2U	0.38U	0.5U		1.0U	1.0U	1.0U	1.3U	1.1	NP
Chloroethane	1U	1.0U	1.0U	1.0U	1.0U	1.0U		1.3U.	1.3U	1.0U	1.0U	NP	NP
Trichlorofluoromethane	0.2U	0.2U	0.2U	0.2U	0.2U	0.2U		0.2U	0.2U	0.2U	0.2U	2,400	NP
1,1-Dichloroethene	0.2U	0.2U	0.2U	0.2U	0.2U	0.2U		0.2U	0.2U	0.2U	0.2U	400	7
Iodomethane	1.0U	3.9U	3.9U	1.6U	1.6U	1.6U		6.5U	9.5U	2.0U	1.5U	NP	NP
Methylene Chloride	1.0U	1.0U	1.0U	1.0U	1.3U	1.3U		1.0U	1.0U	1.0U	1.0U	5	5
(trans) 1,2-Dichloroethene	0.2U	0.2U	0.2U	0.2U	0.2U	0.2U		0.2U	0.2U	0.2U	0.2U	160	100
1,1-Dichloroethane	0.2U	0.2U	0.2U	0.2U	0.2U	0.2U		0.2U	0.2U	0.2U	0.2U	7.7	NP
2,2-Dichloropropane	0.2U	0.2U	0.2U	0.2U	0.2U	0.2U		0.2U	0.2U	0.2U	2.0U	NP	NP
(cis) 1,2-Dichloroethene	0.2U	0.2U	0.2U	0.2U	0.2U	0.2U		0.2U	0.2U	0.2U	0.2U	16	70
Bromochloromethane	0.2U	0.2U	0.2U	0.2U	0.2U	0.2U		0.2U	0.2U	0.2U	0.2U	0.71	80
Chloroform	5.5	0.2U	0.2U	0.2U	0.2U	0.2U		0.2U	0.2U	0.2U	0.2U	1.4	80
1,1,1-Trichloroethane	0.2U	0.2U	0.2U	0.2U	0.2U	0.2U		0.2U	0.2U	0.2U	0.2U	200	200
Carbon Tetrachloride	0.2U	0.2U	0.2U	0.2U	0.2U	0.2U		0.2U	0.2U	0.2U	0.2U	0.63	5
1,1-Dichloropropene	0.2U	0.2U	0.2U	0.2U	0.2U	0.2U		0.2U	0.2U	0.2U	0.2U	NP	NP
1,2-Dichloroethane	0.2U	0.2U	0.2U	0.2U	0.2U	0.2U		0.2U	0.2U	0.2U	0.2U	0.48	5
Trichloroethene	0.2U	0.2U	0.2U	0.2U	0.2U	0.2U		0.2U	0.2U	0.2U	0.2U	5 (3)	5
1,2-Dichloropropane	0.2U	0.2U	0.2U	0.2U	0.2U	0.2U		0.2U	0.2U	0.2U	0.2U	1.2	5
Dibromomethane	0.2U	0.2U	0.2U	0.2U	0.2U	0.2U		0.2U	0.2U	0.2U	0.2U	NP	NP
Bromodichloromethane	0.2U	0.2U	0.2U	0.2U	0.2U	0.2U		0.2U	0.2U	0.2U	0.2U	0.7	80
(cis) 1,3-Dichloropropene	0.2U	0.2U	0.2U	0.2U	0.2U	0.2U		0.2U	0.2U	0.2U	0.2U	0.44	NP
(trans) 1,3-Dichloropropene	0.2U	0.2U	0.2U	0.2U	0.2U	0.2U		0.2U	0.2U	0.2U	0.2U	NP	NP
1,1,2-Trichloroethane	0.2U	0.2U	0.2U	0.2U	0.2U	0.2U		0.2U	0.2U	0.2U	0.2U	0.77	5
Tetrachloroethene	0.2U	0.2U	0.2U	0.2U	0.2U	0.2U		0.2U	0.2U	0.2U	0.2U	5	5
1,3-Dichloropropane	0.2U	0.2U	0.2U	0.2U	0.2U	0.2U		0.2U	0.2U	0.2U	0.2U	NP	NP
Dibromochloromethane	0.2U	0.2U	0.2U	0.2U	0.2U	0.2U		0.2U	0.2U	0.2U	0.2U	0.52	80
1,2-Dibromoethane	0.2U	0.2U	0.2U	0.2U	0.2U	0.2U		0.2U	0.2U	0.2U	0.2U	NP	NP
Chlorobenzene	0.2U	0.2U	0.2U	0.2U	0.2U	0.2U		0.2U	0.2U	0.2U	0.2U	NP	NP
1,1,1,2-Tetrachloroethane	0.2U	0.2U	0.2U	0.2U	0.2U	0.2U		0.2U	0.2U	0.2U	0.2U	1.7	NP
Bromoform	1.0U	1.0U	1.0U	1.0U	1.0U	1.0U		1.0U	0.2U	1.0U	1.0U	5.5	80
Bromobenzene	0.2U	0.2U	0.2U	0.2U	0.2U	0.2U		0.2U	1.0U	0.2U	0.2U	64	NP
1,1,2,2-Tetrachloroethane	0.2U	0.2U	0.2U	0.2U	0.2U	0.2U		0.2U	0.2U	0.2U	0.2U	0.22	NP
1,2,3-Trichloropropane	0.2U	0.1U	0.2U	0.2U	0.2U	0.2U		0.2U	0.2U	0.2U	0.2U	0.0005	NP
2-Chlorotoluene	0.2U	0.2U	0.2U	0.2U	0.2U	0.2U		0.2U	0.2U	0.2U	0.2U	NP	NP
4-Chlorotoluene	0.2U	0.2U	0.2U	0.2U	0.2U	0.2U		0.2U	0.2U	0.2U	0.2U	NP	NP
1,3-Dichlorobenzene	0.2U	0.2U	0.2U	0.2U	0.2U	0.2U		0.2U	0.2U	0.2U	0.2U	NP	NP
1,4-Dichlorobenzene	0.2U	0.2U	0.2U	0.2U	0.2U	0.2U		0.2U	0.2U	0.2U	0.2U	8.1	75
1,2-Dichlorobenzene	0.2U	0.2U	0.2U	0.2U	0.2U	0.2U		0.2U	0.2U	0.2U	0.2U	720	600
1,2-Dibromo-3-chloropropane	1.0U	0.27M	1.0U	1.0U	1.0U	1.0U		1.0U	0.2U	1.0U	1.0U	0.005	0.2
1,2,4-Trichlorobenzene	0.2U	0.2U	0.2U	0.2U	0.2U	0.2U		0.2U	1.0U	0.2U	0.2U	80	70
Hexachlorobutadiene	1.0U	0.2U	1.0U	1.0U	1.0U	1.0U		1.0U	0.2U	1.0U	1.0U	0.56	NP
1,2,3-Trichlorobenzene	0.2U	0.2U	0.2U	0.2U	0.2U	0.2U		0.2U	1.0U	1.0U	1.0U	NP	NP

Table 2A Halogenated Volatile Organics (continued)

Well Number	MW-3A										MTCA	DW
Aquifer	Qva	Middle										
Sample Date	7/7/2020	10/29/20	12/4/20	3/18/21	12/1/21	7/6/22	1/25/23	7/25/23	2/13/24	9/19/24		
Dichlorodifluoromethane	0.2U	0.2U	0.2U	0.2U	0.2U	0.2U	0.2U	0.2U	`0.5U	0.27U	1,600	NP
Chloromethane	1.0U	1.0U	1.0U	1.4U	1.4U	1.4U	1.3U	1.0U	1.0U	1.0U	NP	NP
Vinyl Chloride	0.2U	0.2U	0.02U S	0.02U S	0.02U S	0.02U S	0.02U S	0.02U S	0.02U S	0.02U S	0.2	2
Bromomethane	0.2U	0.57U	0.2U	0.38U	0.5U	0.5U	1.0U	1.0U	1.0U	1.3U	1.1	NP
Chloroethane	1.0U	1.0U	1.0U	1.0U	1.0U	1.0U	1.3U	1.3U	1.0U	1.0U	NP	NP
Trichlorofluoromethane	0.2U	0.2U	0.2U	0.2U	0.2U	0.2U	0.2U	0.2U	0.2U	0.2U	2,400	NP
1,1-Dichloroethene	0.2U	0.2U	0.2U	0.2U	0.2U	0.2U	0.2U	0.2U	0.2U	0.2U	400	7
Iodomethane	2.0U	3.8U	1.3U	1.6U	1.6U	6.3U	5.0U	9.5U	1.0U	1.5U	NP	NP
Methylene Chloride	1.0U	1.0U	1.0U	1.3U	1.3U	1.0U	1.0U	1.0U	1.0U	1.0U	5	5
(trans) 1,2-Dichloroethene	0.2U	0.2U	0.2U	0.2U	0.2U	0.2U	0.2U	0.2U	0.2U	0.2U	160	100
1,1-Dichloroethane	0.2U	0.2U	0.2U	0.2U	0.2U	0.2U	0.2U	0.2U	0.2U	0.2U	7.7	NP
2,2-Dichloropropane	0.2U	0.2U	0.2U	0.2U	0.2U	0.2U	0.2U	0.2U	0.2U	2.0U	NP	NP
(cis) 1,2-Dichloroethene	0.2U	0.2U	0.2U	0.2U	0.2U	0.2U	0.2U	0.2U	0.2U	0.2U	16	70
Bromochloromethane	0.2U	0.2U	0.2U	0.2U	0.2U	0.2U	0.2U	0.2U	0.2U	0.2U	0.71	80
Chloroform	0.2U	0.2U	0.2U	0.2U	0.2U	0.2U	0.2U	0.2U	0.2U	0.2U	1.4	80
1,1,1-Trichloroethane	0.2U	0.2U	0.2U	0.2U	0.2U	0.2U	0.2U	0.2U	0.2U	0.2U	200	200
Carbon Tetrachloride	0.2U	0.2U	0.2U	0.2U	0.2U	0.2U	0.2U	0.2U	0.2U	0.2U	0.63	5
1,1-Dichloropropene	0.2U	0.2U	0.2U	0.2U	0.2U	0.2U	0.2U	0.2U	0.2U	0.2U	NP	NP
1,2-Dichloroethane	0.2U	0.2U	0.2U	0.2U	0.2U	0.2U	0.2U	0.2U	0.2U	0.2U	0.48	5
Trichloroethene	0.2U	0.2U	0.2U	0.2U	0.2U	0.2U	0.2U	0.2U	0.2U	0.2U	5 (3)	5
1,2-Dichloropropane	0.2U	0.2U	0.2U	0.2U	0.2U	0.2U	0.2U	0.2U	0.2U	0.2U	1.2	5
Dibromomethane	0.2U	0.2U	0.2U	0.2U	0.2U	0.2U	0.2U	0.2U	0.2U	0.2U	NP	NP
Bromodichloromethane	0.2U	0.2U	0.2U	0.2U	0.2U	0.2U	0.2U	0.2U	0.2U	0.2U	0.7	80
(cis) 1,3-Dichloropropene	0.2U	0.2U	0.2U	0.2U	0.2U	0.2U	0.2U	0.2U	0.2U	0.2U	0.44	NP
(trans) 1,3-Dichloropropene	0.2U	0.2U	0.2U	0.2U	0.2U	0.2U	0.2U	0.2U	0.65U	0.2U	NP	NP
1,1,2-Trichloroethane	0.2U	0.2U	0.2U	0.2U	0.2U	0.2U	0.2U	0.2U	0.2U	0.2U	0.77	5
Tetrachloroethene	0.2U	0.2U	0.2U	0.2U	0.2U	0.2U	0.2U	0.2U	0.2U	0.2U	5	5
1,3-Dichloropropane	0.2U	0.2U	0.2U	0.2U	0.2U	0.2U	0.2U	0.2U	0.2U	0.2U	NP	NP
Dibromochloromethane	0.2U	0.2U	0.2U	0.2U	0.2U	0.2U	0.2U	0.2U	0.2U	0.2U	0.52	80
1,2-Dibromoethane	0.2U	0.2U	0.2U	0.2U	0.2U	0.2U	0.2U	0.2U	0.2U	0.2U	NP	NP
Chlorobenzene	0.2U	0.2U	0.2U	0.2U	0.2U	0.2U	0.2U	0.2U	0.2U	0.2U	NP	NP
1,1,1,2-Tetrachloroethane	0.2U	0.2U	0.2U	0.2U	0.2U	0.2U	0.2U	0.2U	0.2U	0.2U	1.7	NP
Bromoform	1.0U	1.0U	1.0U	1.0U	1.0U	1.0U	1.0U	0.2U	1.0U	1.0U	5.5	80
Bromobenzene	0.2U	0.2U	0.2U	0.2U	0.2U	0.2U	0.2U	1.0U	0.2U	0.2U	64	NP
1,1,2,2-Tetrachloroethane	0.2U	0.2U	0.2U	0.2U	0.2U	0.2U	0.2U	0.2U	0.2U	0.2U	0.22	NP
1,2,3-Trichloropropane	0.1U	0.2U	0.2U	0.2U	0.2U	0.2U	0.2U	0.2U	0.26U	0.2U	0.0005	NP
2-Chlorotoluene	0.2U	0.2U	0.2U	0.2U	0.2U	0.2U	0.2U	0.2U	0.2U	0.2U	NP	NP
4-Chlorotoluene	0.2U	0.2U	0.2U	0.2U	0.2U	0.2U	0.2U	0.2U	0.2U	0.2U	NP	NP
1,3-Dichlorobenzene	0.2U	0.2U	0.2U	0.2U	0.2U	0.2U	0.2U	0.2U	0.2U	0.2U	NP	NP
1,4-Dichlorobenzene	0.2U	0.2U	0.2U	0.2U	0.2U	0.2U	0.2U	0.2U	0.2U	0.2U	8.1	75
1,2-Dichlorobenzene	0.2U	0.2U	0.2U	0.2U	0.2U	0.2U	0.2U	0.2U	0.2U	0.2U	720	600
1,2-Dibromo-3-chloropropane	0.27M	1.0U	1.0U	1.0U	1.0U	1.0U	1.0U	0.2U	1.3U	1.0U	0.005	0.2
1,2,4-Trichlorobenzene	0.2U	0.2U	0.2U	0.2U	0.2U	0.2U	0.2U	1.0U	0.2U	0.2U	80	70
Hexachlorobutadiene	0.2U	1.0U	1.0U	1.0U	1.0U	1.0U	1.0U	0.2U	1.0U	1.0U	0.56	NP
1,2,3-Trichlorobenzene	0.2U	0.2U	0.2U	0.2U	0.2U	0.2U	0.2U	1.0U	1.0U	1.0U	NP	NP

Table 2A Halogenated Volatile Organics (continued)

Well Number	MW-4															MTCA	DW
Aquifer	Qc																
Sample Date	1/17/20	7/9/20	9/16/2020	10/25/2020	12/2/2020	3/11/2021	6/8/2021	9/24/2021	10/14/21	10/29/21	11/18/21	1/7/22	3/31/22	7/19/2022	10/11/22		
Dichlorodifluoromethane	0.27U	0.2U	0.35U	0.2U	0.2U	0.2U	0.2U	0.2U	0.8U	2U	0.8U	0.4U	0.058U	0.8U	0.28U	1,600	NP
Chloromethane	1U	1.0U	1.4U	1.3U	1.0U	1.4U	1.0U	1.0U	4.0U	10U	4.0U	2.0U	2.0U	4.0U	1.0U	NP	NP
Vinyl Chloride	0.2U	0.2U	0.2U	0.2U	0.02U S	0.02U S	0.02U S	0.14	0.11	0.2U	0.09	0.07	0.069	0.14	0.056	0.2 [0.02]	2
Bromomethane	0.2U	0.2U	0.29U	7.3U	0.2U	0.38U	0.85U	2.5U	10U	23U	0.2U	0.54U	2.0U	12U	1.0U	1.1	NP
Chloroethane	1U	1.0U	1.0U	1.0U	1.0U	1.0U	1.0U	1.0U	4.0U	10U	4.0U	2.5U	2.0U	4.0U	1.0U	NP	NP
Trichlorofluoromethane	0.2U	0.2U	0.2U	0.2U	0.2U	0.2U	0.2U	0.2U	0.8U	2.0U	0.8U5	0.4U	0.4U	0.8U	0.2U	2,400	NP
1,1-Dichloroethene	0.2U	0.2U	0.2U	0.2U	0.2U	0.2U	0.2U	0.2U	0.8U	2.0U	0.8U	0.4U	0.4U	0.8U	0.2U	400	7
Iodomethane	1.0U	1.7U	1.0U	5.2U	1.3U	1.6U	1.7U	1.0U	0.8U	22U	5.2U	10U	2.0U	88U	5.0U	NP	NP
Methylene Chloride	1.0U	1.0U	1.0U	1.0U	1.0U	0.2U	1.0U	1.8	4.0U	10U	4.0U	2.0U	2.0U	4.0U	4.0U	5	5
(trans) 1,2-Dichloroethene	0.2U	0.2U	0.2U	0.2U	0.2U	0.2U	0.2U	0.2U	0.8U	2.0U	0.8U	0.4U	0.4U	0.8U	0.8U	160	100
1,1-Dichloroethane	0.2U	0.2U	0.2U	0.2U	0.2U	0.2U	0.2U	0.2U	0.8U	2.0U	0.8U	0.4U	0.4U	0.8U	0.8U	7.7	NP
2,2-Dichloropropane	0.2U	0.2U	0.2U	0.2U	0.2U	0.2U	0.2U	0.2U	0.8U	2.0U	0.8U	0.4U	0.4U	0.8U	0.8U	NP	NP
(cis) 1,2-Dichloroethene	0.2U	0.2U	0.2U	0.2U	0.2U	0.2U	0.2U	3.2	2.8	4.4	2.4	1.8	2.7	5.1	2.1	16	70
Bromochloromethane	0.2U	0.2U	0.2U	0.2U	0.2U	0.2U	0.2U	0.2U	0.8U	2.0U	0.8U	0.4U	0.4U	0.8U	0.8U	0.71	80
Chloroform	0.2U	0.2U	0.2U	0.2U	0.2U	0.2U	0.45	0.2U	0.8U	2.0U	0.8U	0.4U	0.4U	0.8U	0.8U	1.4	80
1,1,1-Trichloroethane	0.2U	0.2U	0.2U	0.2U	0.2U	0.2U	0.2U	0.2U	0.8U	2.0U	0.8U	0.4U	0.4U	0.8U	0.8U	200	200
Carbon Tetrachloride	0.2U	0.2U	0.2U	0.2U	0.2U	0.2U	0.2U	0.2U	0.8U	2.0U	0.8U	0.4U	0.4U	0.8U	0.8U	0.63	5
1,1-Dichloropropene	0.2U	0.2U	0.2U	0.2U	0.2U	0.2U	0.2U	0.2U	0.8U	2.0U	0.8U	0.4U	0.4U	0.8U	0.8U	NP	NP
1,2-Dichloroethane	0.2U	0.2U	0.2U	0.2U	0.2U	0.2U	0.2U	0.2U	0.8U	2.0U	0.8U	0.4U	0.4U	0.8U	0.8U	0.48	5
Trichloroethene	**0.5**	**2.3**	**2.2**	**1.0**	**1.1**	2.3	1.8	48	170	280	130	77	81	120	37	5 [3.0]	5
1,2-Dichloropropane	0.2U	0.2U	0.2U	0.2U	0.2U	0.2U	0.2U	0.2U	0.8U	2.0U	0.8U	0.4U	0.4U	0.8U	0.8U	1.2	5
Dibromomethane	0.2U	0.2U	0.2U	0.2U	0.2U	0.2U	0.2U	0.2U	0.8U	2.0U	0.8U	0.4U	0.4U	0.8U	0.8U	NP	NP
Bromodichloromethane	0.2U	0.2U	0.2U	0.2U	0.2U	0.2U	0.99	0.2U	0.8U	2.0U	0.8U	0.4U	0.4U	0.8U	0.8U	0.7	80
(cis) 1,3-Dichloropropene	0.2U	0.2U	0.2U	0.2U	0.2U	0.2U	0.2U	0.2U	0.8U	2.0U	0.8U	0.4U	0.4U	0.8U	0.8U	0.44	NP
(trans) 1,3-Dichloropropene	0.2U	0.2U	0.2U	0.2U	0.2U	0.2U	0.2U	0.2U	0.8U	2.0U	0.8U	0.4U	0.4U	0.8U	0.8U	NP	NP
1,1,2-Trichloroethane	0.2U	0.2U	0.2U	0.2U	0.2U	0.2U	0.2U	0.2U	0.8U	2.0U	0.8U	0.4U	0.4U	0.8U	0.8U	0.77	5
Tetrachloroethene	0.2U	0.2U	0.2U	0.2U	0.2U	0.2U	0.2U	0.2U	0.8U	2.0U	0.8U	0.4U	0.4U	0.8U	0.8U	5	5
1,3-Dichloropropane	0.2U	0.2U	0.2U	0.2U	0.2U	0.2U	0.2U	0.2U	0.8U	2.0U	0.8U	0.4U	0.4U	0.8U	0.8U	NP	NP
Dibromochloromethane	0.2U	0.2U	0.2U	0.2U	0.2U	0.2U	1.1	0.2U	0.8U	2.0U	0.8U	0.4U	0.4U	0.8U	0.8U	0.52	80
1,2-Dibromoethane	0.2U	0.2U	0.2U	0.2U	0.2U	0.2U	0.2U	0.2U	0.8U	2.0U	0.8U	0.4U	0.4U	0.8U	0.8U	NP	NP
Chlorobenzene	0.2U	0.2U	0.2U	0.2U	0.2U	0.2U	0.2U	0.2U	0.8U	2.0U	0.8U	0.4U	0.4U	0.8U	0.8U	NP	NP
1,1,1,2-Tetrachloroethane	0.2U	0.2U	0.2U	0.2U	0.2U	0.2U	0.2U	0.2U	0.8U	2.0U	0.8U	0.4U	0.4U	0.8U	0.8U	1.7	NP
Bromoform	1.0U	1.0U	1.0U	1.0U	1.0U	1.0U	1.0U	0.2U	4.0U	10U	4.0U	2.0U	0.4U	4.0U	1.0U	5.5	80
Bromobenzene	0.2U	0.2U	0.2U	0.2U	0.2U	0.2U	0.2U	0.2U	0.8U	2.0U	0.8U	0.4U	0.4U	0.8U	0.8U	64	NP
1,1,2,2-Tetrachloroethane	0.2U	0.2U	0.2U	0.2U	0.2U	0.2U	0.2U	0.2U	0.8U	2.0U	0.8U	0.4U	0.4U	0.8U	0.8U	0.22	NP
1,2,3-Trichloropropane	0.2U	0.2U	0.25U	0.2U	0.2U	0.2U	0.2U	0.2U	0.8U	2.0U	0.8U	0.4U	0.4U	0.8U	0.8U	0.0005	NP
2-Chlorotoluene	0.2U	0.1U	0.26U	0.2U	0.2U	0.2U	0.2U	0.2U	0.8U	2.0U	0.8U	0.4U	0.4U	0.8U	0.8U	NP	NP
4-Chlorotoluene	0.2U	0.2U	0.2U	0.2U	0.2U	0.2U	0.2U	0.2U	0.8U	2.0U	0.8U	0.4U	0.4U	0.8U	0.8U	NP	NP
1,3-Dichlorobenzene	0.2U	0.2U	0.2U	0.2U	0.2U	0.2U	0.2U	0.2U	0.8U	2.0U	0.8U	0.4U	0.4U	0.8U	0.8U	8.1	75
1,4-Dichlorobenzene	0.2U	0.2U	0.2U	0.2U	0.2U	0.2U	0.2U	0.2U	0.8U	2.0U	0.8U	0.4U	0.4U	0.8U	0.8U	720	600
1,2-Dichlorobenzene	0.2U	0.2U	0.2U	0.2U	0.2U	1.0U	1.0U	0.2U	0.8U	2.0U	0.8U	0.4U	0.4U	0.8U	0.8U	0.005	0.2
1,2-Dibromo-3-chloropropane	1.0U	0.27M	1.0U	1.0U	1.0U	0.2U	0.2U	1.0U	4.0U	10U	4.0U	4.0U	2.0U	4.0U	1.0U	80	70
1,2,4-Trichlorobenzene	0.2U	0.2U	0.2U	0.2U	0.2U	1.0U	1.0U	0.2U	0.8U	2.0U	0.8U	0.4U	0.4U	0.8U	0.8U	0.56	NP
Hexachlorobutadiene	1.0U	0.2U	1.0U	0.2U	0.2U	0.2U	1.0U	1.0U	4.0U	10U	4.0U	4.0U	2.0U	4.0U	1.0U	NP	NP
1,2,3-Trichlorobenzene	0.2U	0.2U	1.0U	0.2U	0.2U	0.2U	0.2U	0.2U	0.8U	2.0U	0.8U	0.4U	0.4U	0.8U	0.2U	5.5	80

Table 2A Halogenated Volatile Organics (continued)

Well Number	MW-4 Continued							MTCA	DW
Aquifer									
Sample Date	1/31/2023	4/28/2023	8/1/2023	11/2/23	2/15/24	5/23/24	9/17/24		
Dichlorodifluoromethane	0.52U	0.4U	0.2U	0.4U	0.65U	0.2U	0.2U	1,600	NP
Chloromethane	2.0U	2.0U	1.0U	2.0U	1.4U	1.0U	1.0U	NP	NP
Vinyl Chloride	0.09	0.1	0.034	0.12	0.068	0.025	0.043	0.2 [0.02]	2
Bromomethane	2.0U	2.0U	1.0U	2.0U	1.5U	1.0U	1.0U	1.1	NP
Chloroethane	2.0U	2.0U	1.0U	2.0U	1.0U	1.0U	1.0U	NP	NP
Trichlorofluoromethane	0.4U	0.4U	0.2U	0.4U	0.2U	0.2U	0.2U	2,400	NP
1,1-Dichloroethene	0.4U	0.4U	0.2U	0.4U	0.2U	0.2U	0.2U	400	7
Iodomethane	13U	10U	5.0U	2.0U	1.4U	1.0U	1.0U	NP	NP
Methylene Chloride	2.0U	2.0U	1.0U	2.0U	1.0U	1.0U	1.0U	5	5
(trans) 1,2-Dichloroethene	0.4U	0.4U	0.2U	0.4U	0.2U	0.2U	0.2U	160	100
1,1-Dichloroethane	0.4U	0.4U	0.2U	0.4U	0.2U	0.2U	0.2U	7.7	NP
2,2-Dichloropropane	0.4U	0.4U	0.2U	0.4U	0.2U	0.2U	0.2U	NP	NP
(cis) 1,2-Dichloroethene	4.4	3.4	1.2	4.7	2.8	2.9	2.2	16	70
Bromochloromethane	0.4U	0.4U	0.2U	0.4U	0.2U	0.2U	0.2U	0.71	80
Chloroform	0.4U	0.4U	0.2U	0.4U	0.2U	0.2U	0.2U	1.4	80
1,1,1-Trichloroethane	0.4U	0.4U	0.2U	0.4U	0.2U	0.2U	0.2U	200	200
Carbon Tetrachloride	0.4U	0.4U	0.2U	0.4U	0.2U	0.2U	0.2U	0.63	5
1,1-Dichloropropene	0.4U	0.4U	0.2U	0.4U	0.2U	0.2U	0.2U	NP	NP
1,2-Dichloroethane	0.4U	0.4U	0.2U	0.2U	0.2U	0.2U	0.2U	0.48	5
Trichloroethene	56	66	14	60	30	27	18	5 [3.0]	5
1,2-Dichloropropane	0.4U	0.4U	0.2U	0.4U	0.2U	0.2U	0.2U	1.2	5
Dibromomethane	0.4U	0.4U	0.2U	0.4U	0.2U	0.2U	0.2U	NP	NP
Bromodichloromethane	0.4U	0.4U	0.2U	0.4U	0.2U	0.2U	0.2U	0.7	80
(cis) 1,3-Dichloropropene	0.4U	0.4U	0.2U	0.4U	0.2U	0.2U	0.2U	0.44	NP
(trans) 1,3-Dichloropropene	0.4U	0.4U	0.2U	0.4U	0.5U	0.2U	0.2U	NP	NP
1,1,2-Trichloroethane	0.4U	0.4U	0.2U	0.4U	0.2U	0.2U	0.2U	0.77	5
Tetrachloroethene	0.4U	0.4U	0.2U	0.4U	0.2U	0.2U	0.2U	5	5
1,3-Dichloropropane	0.4U	0.4U	0.2U	0.4U	0.2U	0.2U	0.2U	NP	NP
Dibromochloromethane	0.4U	0.4U	0.2U	0.4U	0.2U	0.2U	0.2U	0.52	80
1,2-Dibromoethane	0.4U	0.4U	0.2U	0.4U	0.2U	0.2U	0.2U	NP	NP
Chlorobenzene	0.4U	0.4U	0.2U	0.4U	0.2U	0.2U	0.2U	NP	NP
1,1,1,2-Tetrachloroethane	0.4U	0.4U	0.2U	0.4U	0.2U	0.2U	0.2U	1.7	NP
Bromoform	2.0U	2.0U	1.0U	2.0U	1.0U	1.0U	1.0U	5.5	80
Bromobenzene	0.4U	0.4U	0.2U	0.4U	0.2U	0.2U	0.2U	64	NP
1,1,2,2-Tetrachloroethane	0.4U	0.4U	02U	0.4U	0.2U	0.2U	0.2U	0.22	NP
1,2,3-Trichloropropane	0.4U	0.4U	0.2U	0.4U	0.2U	0.2U	1.0U	0.0005	NP
2-Chlorotoluene	0.4U	0.4U	0.2U	0.4U	0.2U	0.2U	0.2U	NP	NP
4-Chlorotoluene	0.4U	0.4U	0.2U	0.4U	0.2U	0.2U	0.2U	NP	NP
1,3-Dichlorobenzene	0.4U	0.4U	0.2U	0.4U	0.2U	0.2U	0.2U	8.1	75
1,4-Dichlorobenzene	0.4U	0.4U	0.2U	0.4U	0.2U	0.2U	0.2U	720	600
1,2-Dichlorobenzene	0.4U	0.4U	0.2U	0.4U	0.2U	0.2U	0.2U	0.005	0.2
1,2-Dibromo-3-chloropropane	0.4U	0.4U	1.0U	2.0U	1.0U	1.0U	1.0U	80	70
1,2,4-Trichlorobenzene	0.4U	0.4U	0.2U	2.0U	0.2U	0.2U	0.2U	0.56	NP
Hexachlorobutadiene	2.0U	2.0U	1.0U	2.0U	1.0U	1.0U	1.0U	NP	NP
1,2,3-Trichlorobenzene	0.4U	0.4U	0.2U	2.0U	1.0U	1.0U	1.0U	5.5	80

Table 2A Halogenated Volatile Organics (continued)

Well Number	MW-5													MTCA	DW
Aquifer				Qva	Middle										
Sample Date	1/17/2020	1/27/2020	1/27/2020 (FBI)	2/4/2020	7/10/2020	9/16/2020	10/13/2020	10/31/2020	12/1/2020	3/19/2021	6/1/2021	9/30/2021	10/14/2021		
Dichlorodifluoromethane	0.27U	0.2U	1.0U	0.27U	0.2U	0.35U	0.35U	0.20U	0.2U	0.2U	0.2U	0.27U	0.2U	1,600	NP
Chloromethane	1U	1U	10U	1U	1.0U	1.4U	1.4U	1.0U	1.0U	1.4U	1.3U	1.0U	1.0U	NP	NP
Vinyl Chloride	0.2U	0.2U	0.2U	0.2U	0.2U	0.2U	0.2U	0.02U S	0.2U	0.02U S	0.02US	0.02US	0.02US	0.2 [0.02]	2
Bromomethane	0.2U	0.2U	1.0U	0.2U	0.2U	0.29U	0.29U	0.54U	0.2U	0.38U	0.2U	1.0U	2.5U	1.1	NP
Chloroethane	1U	1U	1.0U	1U	1.0U	1.0U	1.0U	1.0U	1.0U	1.0U	1.0U	1.0U	1.0U	NP	NP
Trichlorofluoromethane	0.2U	0.2U	1.0U	0.2U	0.2U	0.2U	0.2U	0.20U	0.2U	0.2U	0.2U	0.2U	0.2U	2,400	NP
1,1-Dichloroethene	0.2U	0.2U	NT	0.2U	0.2U	0.2U	0.2U	0.20U	0.2U	0.2U	0.2U	0.2U	0.2U	400	7
Iodomethane	1.0U	1.0U	1.9U	1.0U	1.7U	1.0U	1.0U	4.2U	1.0U	1.6U	1.6U	1.6U	1.0U	NP	NP
Methylene Chloride	1.0U	1.0U	6.1 lc ca	1.2	1.0U	1.0U	1.0U	1.0U	1.0U	1.3U	1.3U	1.0U	1.0U	5	5
(trans) 1,2-Dichloroethene	0.2U	0.2U	NT	0.2U	0.2U	0.2U	0.2U	0.20U	0.2U	0.2U	0.2U	0.2U	0.2U	160	100
1,1-Dichloroethane	0.2U	0.2U	1.0U	0.2U	0.2U	0.2U	0.2U	0.20U	0.2U	0.2U	0.2U	0.2U	0.2U	7.7	NP
2,2-Dichloropropane	0.2U	0.2U	1.0U	0.2U	0.2U	0.2U	0.2U	0.20U	0.2U	0.2U	0.2U	0.2U	0.2U	NP	NP
(cis) 1,2-Dichloroethene	0.2U	0.2U	0.1U	0.49	0.2U	0.2U	0.2U	0.20U	0.2U	0.2U	0.2U	0.2U	0.2U	16	70
Bromochloromethane	0.2U	0.2U	1.0U	0.2U	0.2U	0.2U	0.2U	0.20U	0.2U	0.2U	0.2U	0.2U	0.2U	0.71	80
Chloroform	0.2U	0.2U	1.0U	0.2U	0.2U	0.2U	0.2U	0.20U	0.2U	0.2U	0.2U	0.2U	0.2U	1.4	80
1,1,1-Trichloroethane	0.2U	0.2U	1.0U	0.2U	0.2U	0.2U	0.2U	0.20U	0.2U	0.2U	0.2U	0.2U	0.2U	200	200
Carbon Tetrachloride	0.2U	0.2U	1.0U	0.2U	0.2U	0.2U	0.2U	0.20U	0.2U	0.2U	0.2U	0.2U	0.2U	0.63	5
1,1-Dichloropropene	0.2U	0.2U	1.0U	0.2U	0.2U	0.2U	0.2U	0.20U	0.2U	0.2U	0.2U	0.2U	0.2U	NP	NP
1,2-Dichloroethane	0.2U	0.2U	NT	0.2U	0.2U	0.2U	0.2U	0.20U	0.2U	0.2U	0.2U	0.2U	0.2U	0.48	5
Trichloroethene	**22**	**43**	**34**	34	**3.5**	**7.7**	2.7	2.3	2.2	1.9	1.6	27	12	5 [3.0]	5
1,2-Dichloropropane	0.2U	0.2U	1.0U	0.2U	0.2U	0.2U	0.2U	0.20U	0.2U	0.2U	0.2U	0.2U	0.2U	1.2	5
Dibromomethane	0.2U	0.2U	1.0U	0.2U	0.2U	0.2U	0.2U	0.20U	0.2U	0.2U	0.2U	0.2U	0.2U	NP	NP
Bromodichloromethane	0.2U	0.2U	NT	0.2U	0.2U	0.2U	0.2U	0.20U	0.2U	0.2U	0.2U	0.2U	0.2U	0.7	80
(cis) 1,3-Dichloropropene	0.2U	0.2U	1.0U	0.2U	0.2U	0.2U	0.2U	0.20U	0.2U	1.4U	1.4U	0.2U	0.2U	0.44	NP
(trans) 1,3-Dichloropropene	0.2U	0.2U	1.0U	0.2U	0.2U	0.2U	0.2U	0.20U	0.2U	0.2U	0.2U	0.2U	0.2U	NP	NP
1,1,2-Trichloroethane	0.2U	0.2U	1.0U	0.2U	0.2U	0.2U	0.2U	0.20U	0.2U	0.2U	0.2U	0.2U	0.2U	0.77	5
Tetrachloroethene	0.2U	0.2U	1.0U	0.2U	0.2U	0.2U	0.2U	0.20U	0.2U	0.2U	0.2U	0.2U	0.2U	5	5
1,3-Dichloropropane	0.2U	0.2U	NT	0.2U	0.2U	0.2U	0.2U	0.20U	0.2U	0.2U	0.2U	0.2U	0.2U	NP	NP
Dibromochloromethane	0.2U	0.2U	1.0U	0.2U	0.2U	0.2U	0.2U	0.20U	0.2U	0.2U	0.2U	0.2U	0.2U	0.52	80
1,2-Dibromoethane	0.2U	0.2U	1.0U	0.2U	0.2U	0.2U	0.2U	0.20U	0.2U	0.2U	0.2U	0.2U	0.2U	NP	NP
Chlorobenzene	0.2U	0.2U	1.0U	0.2U	0.2U	0.2U	0.2U	0.20U	0.2U	0.2U	0.2U	0.2U	0.2U	NP	NP
1,1,1,2-Tetrachloroethane	0.2U	0.2U	1.0U	0.2U	0.2U	0.2U	0.2U	0.20U	0.2U	0.2U	0.2U	0.2U	0.2U	1.7	NP
Bromoform	1.0U	1.0U	1.0U	1.0U	1.0U	1.0U	1.0U	1.0U	1.0U	1.0U	1.0U	0.2U	0.2U	5.5	80
Bromobenzene	0.2U	0.2U	1.0U	0.2U	0.2U	0.2U	0.20U	0.20U	0.2U	0.2U	0.2U	0.2U	0.2U	64	NP
1,1,2,2-Tetrachloroethane	0.2U	0.2U	1.0U	0.2U	0.2U	0.2U	0.20U	0.20U	0.2U	0.2U	0.2U	0.2U	0.2U	0.22	NP
1,2,3-Trichloropropane	0.2U	0.2U	1.0U	0.2U	0.2U	0.25U	0.20U	0.20U	0.2U	0.2U	0.2U	0.2U	0.2U	0.0005	NP
2-Chlorotoluene	0.2U	0.2U	1.0U ca	0.2U	0.1U	0.26U	0.27U	0.27U	0.2U	0.2U	0.2U	0.2U	0.2U	NP	NP
4-Chlorotoluene	0.2U	0.2U	1.0U	0.2U	0.2U	0.2U	0.20U	0.20U	0.2U	0.2U	0.2U	0.2U	0.2U	NP	NP
1,3-Dichlorobenzene	0.2U	0.2U	1.0U	0.2U	0.2U	0.2U	0.20U	0.20U	0.2U	0.2U	0.2U	0.2U	0.2U	NP	NP
1,4-Dichlorobenzene	0.2U	0.2U	1.0U	0.2U	0.2U	0.2U	0.20U	0.20U	0.2U	0.2U	0.2U	0.2U	0.2U	8.1	75
1,2-Dichlorobenzene	0.2U	0.2U	1.0U	0.2U	0.2U	0.2U	0.20U	0.20U	0.2U	0.2U	0.2U	0.2U	0.2U	720	600
1,2-Dibromo-3-chloropropane	1.0U	1.0U	10U	1.0U	1.0U	0.2U	1.0U	1.0U	1.0U	1.0U	1.0U	1.0U	1.0U	0.005	0.2
1,2,4-Trichlorobenzene	0.2U	0.2U	1.0U	0.2U	0.2U	0.2U	0.20U	0.20U	0.2U	0.2U	0.2U	0.2U	0.2U	80	70
Hexachlorobutadiene	1.0U	1.0U	1.0U	1.0U	1.0U	0.2U	1.0U	1.0U	1.0U	1.0U	1.0U	1.0U	1.0U	0.56	NP
1.2.3-Trichlorobenzene	0.2U	0.2U	1.0U	0.2U	1.0U	0.2U	0.20U	0.20U	0.2U	0.2U	0.2U	0.2U	0.2U	NP	NP

Table 2A Halogenated Volatile Organics (continued)

Well Number	MW-5 continued													MTCA	DW
Aquifer															
Sample Date	10/28/2021	11/18/2021	1/7/2022	3/31/22	7/19/2022	10/11/22	1/31/2023	4/28/2023	8/1/2023	11/2/24	2/15/24	5/23/24	9/17/24		
Dichlorodifluoromethane	0.2U	0.2U	0.2U	0.27U	0.27U	0.28U	0.26U	0.2U	0.2U	0.2U	0.65U	0.2U	0.2U	1,600	NP
Chloromethane	1.0U	1.0U	1.0U	1.0U	1.0U	1.0U	1.0U	1.0U	1.0U	1.0U	1.4U	1.0U	1.0U	NP	NP
Vinyl Chloride	0.02US	0.02US	0.02US	0.02US	0.02US	0.02U S	0.02U	0.02U	0.02U	0.02U S	0.02U	0.02U	0.02U S	0.2 [0.02]	2
Bromomethane	2.3U	0.2U	0.27U	1.0U	1.0U	1.0U	1.0U	1.0U	1.0U	1.0U	1.5U	1.0U	1.0U	1.1	NP
Chloroethane	1.0U	1.0U	1.3U	1.0U	1.0U	1.0U	1.0U	1.0U	1.0U	1.0U	1.0U	1.0U	1.0U	NP	NP
Trichlorofluoromethane	0.2U	0.2U	0.2U	0.2U	0.2U	0.2U	0.2U	0.2U	0.2U	0.2U	0.2U	0.2U	0.2U	2,400	NP
1,1-Dichloroethene	0.2U	0.2U	0.2U	0.2U	0.2U	0.2U	0.2U	0.2U	0.2U	0.2U	0.2U	0.2U	0.2U	400	7
Iodomethane	2.2U	0.2U	0.2U	1.0U	22U	5.0U	6.7U	5.0U	5.0U	1.0U	1.4U	1.0U	1.0U	NP	NP
Methylene Chloride	1.0U	1.OU	5.OU	1.0U	1.0U	4.0U	1.0U	1.0U	1.0U	1.0U	1.0U	1.0U	1.0U	5	5
(trans) 1,2-Dichloroethene	0.2U	0.2U	0.2U	0.2U	0.2U	0.8U	0.2U	0.2U	0.2U	0.2U	0.2U	0.2U	0.2U	160	100
1,1-Dichloroethane	0.2U	0.2U	0.2U	0.2U	0.2U	0.8U	0.2U	0.2U	0.2U	0.2U	0.2U	0.2U	0.2U	7.7	NP
2,2-Dichloropropane	0.2U	0.2U	0.2U	0.2U	0.2U	0.8U	0.2U	0.2U	0.2U	0.2U	0.2U	0.2U	0.2U	NP	NP
(cis) 1,2-Dichloroethene	0.2U	0.2U	0.2U	0.2U	0.2U	0.2U	0.2U	0.2U	0.2U	0.2U	0.2U	0.02U	0.2U	16	70
Bromochloromethane	0.2U	0.2U	0.2U	0.2U	0.2U	0.8U	0.2U	0.2U	0.2U	0.2U	0.2U	0.2U	0.2U	0.71	80
Chloroform	0.2U	0.2U	0.2U	0.2U	0.2U	0.8U	0.2U	0.2U	0.2U	0.2U	0.2U	0.2U	0.2U	1.4	80
1,1,1-Trichloroethane	0.2U	0.2U	0.2U	0.2U	0.2U	0.8U	0.2U	0.2U	0.2U	0.2U	0.2U	0.2U	0.2U	200	200
Carbon Tetrachloride	0.2U	0.2U	0.2U	0.2U	0.2U	0.8U	0.2U	0.2U	0.2U	0.2U	0.2U	0.2U	0.2U	0.63	5
1,1-Dichloropropene	0.2U	0.2U	0.2U	0.2U	0.2U	0.8U	0.2U	0.2U	0.2U	0.2U	0.2U	0.2U	0.2U	NP	NP
1,2-Dichloroethane	0.2U	0.2U	0.2U	0.2U	0.2U	0.8U	0.2U	0.2U	0.2U	0.2U	0.2U	0.2U	0.2U	0.48	5
Trichloroethene	12	11	7.3	5.2	3.7	3.4	1.5	1.4	1.1	0.48	0.39	0.24	0.2U	5 [3.0]	5
1,2-Dichloropropane	0.2U	0.2U	0.2U	0.2U	0.2U	0.8U	0.2U	0.2U	0.2U	0.2U	0.2U	0.2U	0.2U	1.2	5
Dibromomethane	0.2U	0.2U	0.2U	0.2U	0.2U	0.8U	0.2U	0.2U	0.2U	0.2U	0.2U	0.2U	0.2U	NP	NP
Bromodichloromethane	0.2U	0.2U	0.2U	0.2U	0.2U	0.8U	0.2U	0.2U	0.2U	0.2U	0.2U	0.2U	0.2U	0.7	80
(cis) 1,3-Dichloropropene	0.2U	0.2U	0.2U	0.2U	0.2U	0.8U	0.2U	0.2U	0.2U	0.2U	0.2U	0.2U	0.2U	0.44	NP
(trans) 1,3-Dichloropropene	0.2U	0.2U	0.2U	0.2U	0.2U	0.8U	0.2U	0.2U	0.2U	0.2U	0.5U	0.2U	0.2U	NP	NP
1,1,2-Trichloroethane	0.2U	0.2U	0.2U	0.2U	0.2U	0.8U	0.2U	0.2U	0.2U	0.2U	0.2U	0.2U	0.2U	0.77	5
Tetrachloroethene	0.2U	0.2U	0.2U	0.2U	0.2U	0.8U	0.2U	0.2U	0.2U	0.2U	0.2U	0.2U	0.2U	5	5
1,3-Dichloropropane	0.2U	0.2U	0.2U	0.2U	0.2U	0.8U	0.2U	0.2U	0.2U	0.2U	0.2U	0.2U	0.2U	NP	NP
Dibromochloromethane	0.2U	0.2U	0.2U	0.2U	0.2U	0.8U	0.2U	0.2U	0.2U	0.2U	0.2U	0.2U	0.2U	0.52	80
1,2-Dibromoethane	0.2U	0.2U	0.2U	0.2U	0.2U	0.8U	0.2U	0.2U	0.2U	0.2U	0.2U	0.2U	0.2U	NP	NP
Chlorobenzene	0.2U	0.2U	0.2U	0.2U	0.2U	0.8U	0.2U	0.2U	0.2U	0.2U	0.2U	0.2U	0.2U	NP	NP
1,1,1,2-Tetrachloroethane	0.2U	0.2U	0.2U	0.2U	0.2U	0.8U	0.2U	0.2U	0.2U	0.2U	0.2U	0.2U	0.2U	1.7	NP
Bromoform	1.0UU	1.0U	1.0U	0.2U	0.2U	1.0U	1.0U	1.0U	1.0U	1.0U	1.0U	1.0U	1.0U	5.5	80
Bromobenzene	0.2U	0.2U	0.2U	0.2U	0.2U	0.8U	0.2U	0.2U	0.2U	0.2U	0.2U	0.2U	0.2U	64	NP
1,1,2,2-Tetrachloroethane	0.2U	0.2U	0.2U	0.2U	0.2U	0.8U	0.2U	0.2U	0.2U	0.2U	0.2U	0.2U	0.2U	0.22	NP
1,2,3-Trichloropropane	0.2U	0.2U	0.2U	0.2U	0.2U	0.8U	0.2U	0.2U	0.2U	0.2U	0.2U	0.2U	1.0U	0.0005	NP
2-Chlorotoluene	0.2U	0.2U	0.2U	0.2U	0.2U	0.8U	0.2U	0.2U	0.2U	0.2U	0.2U	0.2U	0.2U	NP	NP
4-Chlorotoluene	0.2U	0.2U	0.2U	0.2U	0.2U	0.8U	0.2U	0.2U	0.2U	0.2U	0.2U	0.2U	0.2U	NP	NP
1,3-Dichlorobenzene	0.2U	0.2U	0.2U	0.2U	0.2U	0.8U	0.2U	0.2U	0.2U	0.2U	0.2U	0.2U	0.2U	NP	NP
1,4-Dichlorobenzene	0.2U	0.2U	0.2U	0.2U	0.2U	0.8U	0.2U	0.2U	0.2U	0.2U	0.2U	0.2U	0.2U	8.1	75
1,2-Dichlorobenzene	0.2U	0.2U	0.2U	0.2U	0.2U	0.8U	0.2U	0.2U	0.2U	0.2U	0.2U	0.2U	0.2U	720	600
1,2-Dibromo-3-chloropropane	1.0U	1.0U	1.0U	1.0U	1.0U	1.0U	0.2U	1.0U	1.0U	1.0U	1.0U	1.0U	1.0U	0.005	0.2
1,2,4-Trichlorobenzene	0.2U	0.2U	0.2U	0.2U	0.2U	0.8U	0.2U	0.2U	0.2U	1.0U	0.2U	0.2U	0.2U	80	70
Hexachlorobutadiene	01.0U	0.2U	0.2U	1.0U	1.0U	1.0U	1.0U	1.0U	1.0U	1.0U	1.0U	1.0U	1.0U	0.56	NP
1.2.3-Trichlorobenzene	0.2U	0.2U	0.2U	0.2U	0.2U	0.2U	0.2U	0.2U	0.2U	1.0U	1.0U	1.0U	1.0U	NP	NP

Table 2A Halogenated Volatile Organics (continued)

Well Number	MW-6												MTCA	DW
Aquifer	Qc												Method A	
Sample Date	1/21/2020	7/1/2020	10/27/2020	12/4/2020	3/10/2021	11/1/2021	11/16/2021	7/12/2022	1/25/2023	7/26/2023	2/7/24	9/18/24		
Dichlorodifluoromethane	0.27U	0.26U	0.27U	0.2U	0.2U	0.2U	0.3U	0.2U	0.2U	0.2U	0.5U	0.2U	1,600	NP
Chloromethane	1U	1.0U	1.3U	1.0U	1.4U	1.4U	1.0U	1.4U	1.0U	1.0U	1.0U	1.0U	NP	NP
Vinyl Chloride	0.2U	0.2U	0.2U	0.02U S	0.02U S	0.02U S	0.02 U S	0.02U S	0.02U S	0.02U S	0.02U	0.02U S	0.2 [0.02]	2
Bromomethane	0.2U	0.36U	0.7U	0.2U	0.38U	0.38U	2.3U	1.9U	1.0U	1.0U	1.0U	1.0U	1.1	NP
Chloroethane	1U	1.0U	1.0U	1.0U	1.0U	1.0U	1.0U	1.0U	1.0U	1.3U	1.0U	1.0U	NP	NP
Trichlorofluoromethane	0.2U	0.2U	0.2U	0.2U	0.2U	0.2U	0.2U	0.2U	0.2U	0.2U	0.2U	0.2U	2,400	NP
1,1-Dichloroethene	0.2U	0.2U	0.2U	0.2U	0.2U	0.2U	0.2U	0.2U	0.2U	0.2U	0.2U	0.2U	400	7
Iodomethane	1.0U	4.3U	4.4U	2.0U	1.6U	3.0U	2.2U	12U	5.0UU	9.5U	1.0U	1.0U	NP	NP
Methylene Chloride	1.0U	1.0U	1.0U	1.0U	0.2U	1.0U	0.2U	1.0U	1.0U	1.0U	1.0U	1.0U	5	5
(trans) 1,2-Dichloroethene	0.2U	0.2U	0.2U	0.2U	0.2U	0.2U	0.2U	0.2U	0.2U	0.2U	0.2U	0.2U	160	100
1,1-Dichloroethane	0.2U	0.2U	0.2U	0.2U	0.2U	0.2U	0.2U	0.2U	0.2U	0.2U	0.2U	0.2U	7.7	NP
2,2-Dichloropropane	0.2U	0.2U	0.2U	0.2U	0.2U	0.2U	0.2U	0.2U	0.2U	0.2U	0.2U	0.2U	NP	NP
(cis) 1,2-Dichloroethene	0.2U	0.2U	0.2U	0.2U	0.2U	0.2U	0.2U	0.2U	0.2U	0.2U	0.2U	0.2U	16	70
Bromochloromethane	0.2U	0.2U	0.2U	0.2U	0.2U	0.2U	0.2U	0.2U	0.2U	0.2U	0.2U	0.2U	0.71	80
Chloroform	0.2U	0.2U	0.2U	0.2U	0.2U	0.2U	0.2U	0.2U	0.2U	0.2U	0.2U	0.2U	1.4	80
1,1,1-Trichloroethane	0.2U	0.2U	0.2U	0.2U	0.2U	0.2U	0.2U	0.2U	0.2U	0.2U	0.2U	0.2U	200	200
Carbon Tetrachloride	0.2U	0.2U	0.2U	0.2U	0.2U	0.2U	0.2U	0.2U	0.2U	0.2U	0.2U	0.2U	0.63	5
1,1-Dichloropropene	0.2U	0.2U	0.2U	0.2U	0.2U	0.2U	0.2U	0.2U	0.2U	0.2U	0.2U	0.2U	NP	NP
1,2-Dichloroethane	0.2U	0.2U	0.2U	0.2U	0.2U	0.2U	0.2U	0.2U	0.2U	0.2U	0.2U	0.2U	0.48	5
Trichloroethene	0.2U	0.2U	0.2U	0.2U	0.2U	0.2U	0.2U	0.2U	0.2U	0.2U	0.2U	0.2U	5 [3]	5
1,2-Dichloropropane	0.2U	0.2U	0.2U	0.2U	0.2U	0.2U	0.2U	0.2U	0.2U	0.2U	0.2U	0.2U	1.2	5
Dibromomethane	0.2U	0.2U	0.2U	0.2U	0.2U	0.2U	0.2U	0.2U	0.2U	0.2U	0.2U	0.2U	NP	NP
Bromodichloromethane	0.2U	0.2U	0.2U	0.2U	0.2U	0.2U	0.2U	0.2U	0.2U	0.2U	0.2U	0.2U	0.7	80
(cis) 1,3-Dichloropropene	0.2U	0.2U	0.2U	0.2U	0.2U	0.2U	0.2U	0.2U	0.2U	0.2U	0.2U	0.2U	0.44	NP
(trans) 1,3-Dichloropropene	0.2U	0.2U	0.2U	0.2U	0.2U	0.2U	0.2U	0.2U	0.2U	0.2U	0.5U	0.2U	NP	NP
1,1,2-Trichloroethane	0.2U	0.2U	0.2U	0.2U	0.2U	0.2U	0.2U	0.2U	0.2U	0.2U	0.2U	0.2U	0.77	5
Tetrachloroethene	0.2U	0.2U	0.2U	0.2U	0.2U	0.2U	0.2U	0.2U	0.2U	0.2U	0.2U	0.2U	5	5
1,3-Dichloropropane	0.2U	0.2U	0.2U	0.2U	0.2U	0.2U	0.2U	0.2U	0.2U	0.2U	0.2U	0.2U	NP	NP
Dibromochloromethane	0.2U	0.2U	0.2U	0.2U	0.2U	0.2U	0.2U	0.2U	0.2U	0.2U	0.2U	0.2U	0.52	80
1,2-Dibromoethane	0.2U	0.2U	0.2U	0.2U	0.2U	0.2U	0.2U	0.2U	0.2U	0.2U	0.2U	0.2U	NP	NP
Chlorobenzene	0.2U	0.2U	0.2U	0.2U	0.2U	0.2U	0.2U	0.2U	0.2U	0.2U	0.2U	0.2U	NP	NP
1,1,1,2-Tetrachloroethane	0.2U	0.2U	0.2U	0.2U	0.2U	0.2U	0.2U	0.2U	0.2U	0.2U	0.2U	0.2U	1.7	NP
Bromoform	1.0U	1.0U	1.0U	1.0U	1.0U	1.0U	1.0U	0.2U	0.2U	0.2U	1.0U	1.0U	5.5	80
Bromobenzene	0.2U	0.2U	0.2U	0.2U	0.2U	0.2U	0.2U	1.0U	1.0U	1.0U	0.2U	0.2U	64	NP
1,1,2,2-Tetrachloroethane	0.2U	0.2U	0.2U	0.2U	0.2U	0.2U	0.2U	0.2U	0.2U	0.2U	0.2U	0.2U	0.22	NP
1,2,3-Trichloropropane	0.2U	0.1U	0.1U	0.2U	0.2U	0.2U	0.2U	0.2U	0.2U	0.2U	0.2U	1.0U	0.0005	NP
2-Chlorotoluene	0.2U	0.2U	0.2U	0.2U	0.2U	0.2U	0.2U	0.2U	0.2U	0.2U	0.2U	0.2U	NP	NP
4-Chlorotoluene	0.2U	0.2U	0.2U	0.2U	0.2U	0.2U	0.2U	0.2U	0.2U	0.2U	0.2U	0.2U	NP	NP
1,3-Dichlorobenzene	0.2U	0.2U	0.2U	0.2U	0.2U	0.2U	0.2U	0.2U	0.2U	0.2U	0.2U	0.2U	NP	NP
1,4-Dichlorobenzene	0.2U	0.2U	0.2U	0.2U	0.2U	0.2U	0.2U	0.2U	0.2U	0.2U	0.2U	0.2U	8.1	75
1,2-Dichlorobenzene	0.2U	0.2U	0.2U	0.2U	1.0U	1.0U	1.0U	0.2U	0.2U	0.2U	0.2U	0.2U	720	600
1,2-Dibromo-3-chloropropane	1.0U	0.27M	0.27M	1.0U	0.2U	0.2U	0.2U	1.0U	1.0U	1.0U	1.0U	1.0U	0.005	0.2
1,2,4-Trichlorobenzene	0.2U	0.2U	0.2U	0.2U	1.0U	1.0U	1.0U	0.2U	0.2U	0.2U	0.2U	0.2U	80	70
Hexachlorobutadiene	1.0U	0.26U	0.26U	1.0U	0.2U	0.2U	0.2U	1.0U	1.0U	1.0U	1.0U	1.0U	0.56	NP
1.2.3-Trichlorobenzene	0.2U	0.29U	0.29U	0.2U	0.2U	0.2U	0.2U	0.2U	0.2U	0.2U	1.0U	1.0U	NP	NP

Table 2A Halogenated Volatile Organics (continued)

Well Number	MW-7												MTCA	DW
Aquifer		Qva-	Middle										Method A	
Sample Date	1/21/2020	7/2/2020	9/15/2020	10/27/2020	12/7/2020	3/12/2021	11/17/2021	7/12/2022	1/25/2023	7/26/2023	2/7/24	9/18/24		
Dichlorodifluoromethane	0.2U	0.2U	0.35U	0.27U	0.2U	0.2U	0.3U	0.2U	0.2U	0.2U	0.5U	0.2U	1,600	NP
Chloromethane	1U	1.0U	1.4U	1.3U	1.0U	1.4U	1.0U	1.4U	1.0U	1.0U	1.0U	1.0U	NP	NP
Vinyl Chloride	0.02U	0.2U	0.2U	0.2U	0.02U S	0.02U S	0.02 U S	0.02U S	0.02U S	0.02U S	0.02U	0.02U S	0.2 [0.02]	2
Bromomethane	3.1U	0.2U	0.29U	0.7U	1.4U	0.38U	2.3U	1.9U	1.0U	1.0U	1.0U	1.0U	1.1	NP
Chloroethane	1.0U	1.0U	1.0U	1.0U	1.0U	1.0U	1.0U	1.0U	1.3U	1.3U	1.0U	1.0U	NP	NP
Trichlorofluoromethane	0.2U	0.2U	0.2U	0.2U	0.2U	0.2U	0.2U	0.2U	0.2U	0.2U	0.2U	0.2U	2,400	NP
1,1-Dichloroethene	0.2U	0.2U	0.2U	0.2U	0.2U	0.2U	0.2U	0.2U	0.2U	0.2U	0.2U	0.2U	400	7
Iodomethane	1.0U	1.0U	1.0U	4.4U	3.2U	1.6U	2.2U	12U	5.0U	9.5U	1.0U	1.0U	NP	NP
Methylene Chloride	1.0U	1.0U	1.0U	1.0U	1.0U	0.2U	0.2U	1.0U	1.0U	1.0U	1.0U	1.0U	5	5
(trans) 1,2-Dichloroethene	0.2U	0.2U	0.2U	0.2U	0.2U	0.2U	0.2U	0.2U	0.2U	0.2U	0.2U	0.2U	160	100
1,1-Dichloroethane	0.2U	0.2U	0.2U	0.2U	0.2U	0.2U	0.2U	0.2U	0.2U	0.2U	0.2U	0.2U	7.7	NP
2,2-Dichloropropane	0.2U	0.2U	0.2U	0.2U	0.2U	0.2U	0.2U	0.2U	0.2U	0.2U	0.2U	0.2U	NP	NP
(cis) 1,2-Dichloroethene	0.2U	0.2U	0.2U	0.2U	0.2U	0.2U	0.2U	0.2U	0.2U	0.2U	0.2U	0.2U	16	70
Bromochloromethane	0.2U	0.2U	0.2U	0.2U	0.2U	0.2U	0.2U	0.2U	0.2U	0.2U	0.2U	0.2U	0.71	80
Chloroform	0.2U	0.2U	0.2U	0.2U	0.2U	0.2U	0.2U	0.2U	0.2U	0.2U	0.2U	0.2U	1.4	80
1,1,1-Trichloroethane	0.2U	0.2U	0.2U	0.2U	0.2U	0.2U	0.2U	0.2U	0.2U	0.2U	0.2U	0.2U	200	200
Carbon Tetrachloride	0.2U	0.2U	0.2U	0.2U	0.2U	0.2U	0.2U	0.2U	0.2U	0.2U	0.2U	0.2U	0.63	5
1,1-Dichloropropene	0.2U	0.2U	0.2U	0.2U	0.2U	0.2U	0.2U	0.2U	0.2U	0.2U	0.2U	0.2U	NP	NP
1,2-Dichloroethane	0.2U	0.2U	0.2U	0.2U	0.2U	0.2U	0.2U	0.2U	0.2U	0.2U	0.2U	0.2U	0.48	5
Trichloroethene	0.2U	0.2U	0.2U	0.2U	0.2U	0.2U	0.2U	0.2U	0.2U	0.2U	0.2U	0.2U	5 [3]	5
1,2-Dichloropropane	0.2U	0.2U	0.2U	0.2U	0.2U	0.2U	0.2U	0.2U	0.2U	0.2U	0.2U	0.2U	1.2	5
Dibromomethane	0.2U	0.2U	0.2U	0.2U	0.2U	0.2U	0.2U	0.2U	0.2U	0.2U	0.2U	0.2U	NP	NP
1,2-Dichloropropane	0.2U	0.2U	0.2U	0.2U	0.2U	0.2U	0.2U	0.2U	0.2U	0.2U	0.2U	0.2U	1.2	5
Dibromomethane	0.2U	0.2U	0.2U	0.2U	0.2U	0.2U	0.2U	0.2U	0.2U	0.2U	0.2U	0.2U	NP	NP
Bromodichloromethane	0.2U	0.2U	0.2U	0.2U	0.2U	0.2U	0.2U	0.2U	0.2U	0.2U	0.2U	0.2U	0.7	80
(cis) 1,3-Dichloropropene	0.2U	0.2U	0.2U	0.2U	0.2U	0.2U	0.2U	0.2U	0.2U	0.2U	0.2U	0.2U	0.44	NP
(trans) 1,3-Dichloropropene	0.2U	0.2U	0.2U	0.2U	0.2U	0.2U	0.2U	0.2U	0.2U	0.2U	0.5U	0.2U	NP	NP
1,1,2-Trichloroethane	0.2U	0.2U	0.2U	0.2U	0.2U	0.2U	0.2U	0.2U	0.2U	0.2U	0.2U	0.2U	0.77	5
Tetrachloroethene	0.2U	0,2U	0.2U	0.2U	0.2U	0.2U	0.2U	0.2U	0.2U	0.2U	0.2U	0.2U	5	5
1,3-Dichloropropane	0.2U	0.2U	0.2U	0.2U	0.2U	0.2U	0.2U	0.2U	0.2U	0.2U	0.2U	0.2U	NP	NP
Dibromochloromethane	0.2U	0.2U	0.2U	0.2U	0.2U	0.2U	0.2U	0.2U	0.2U	0.2U	0.2U	0.2U	0.52	80
1,2-Dibromoethane	0.2U	0.2U	0.2U	0.2U	0.2U	0.2U	0.2U	0.2U	0.2U	0.2U	0.2U	0.2U	NP	NP
Chlorobenzene	0.2U	0.2U	0.2U	0.2U	0.2U	0.2U	0.2U	0.2U	0.2U	0.2U	0.2U	0.2U	NP	NP
1,1,1,2-Tetrachloroethane	0.2U	0.2U	0.2U	0.2U	0.2U	0.2U	0.2U	0.2U	0.2U	0.2U	0.2U	0.2U	1.7	NP
Bromoform	1.0U	1.0U	1.0U	1.0U	1.0U	1.0U	1.0U	0.2U	0.2U	0.2U	1.0U	1.0U	5.5	80
Bromobenzene	0.2U	0.25U	0.2U	0.2U	0.2U	0.2U	0.2U	1.0U	1.0U	1.0U	0.2U	0.2U	64	NP
1,1,2,2-Tetrachloroethane	0.2U	0.26U	0.2U	0.2U	0.2U	0.2U	0.2U	0.2U	0.2U	0.2U	0.2U	0.2U	0.22	NP
1,2,3-Trichloropropane	0.1U	0.2U	0.2U	0.2U	0.1U	0.2U	0.2U	0.2U	0.2U	0.2U	0.2U	1.0U	0.0005	NP
2-Chlorotoluene	0.2U	0.2U	0.2U	0.2U	0.2U	0.2U	0.2U	0.2U	0.2U	0.2U	0.2U	0.2U	NP	NP
4-Chlorotoluene	0.2U	0.2U	0.2U	0.2U	0.2U	0.2U	0.2U	0.2U	0.2U	0.2U	0.2U	0.2U	NP	NP
1,3-Dichlorobenzene	0.2U	0.2U	0.2U	0.2U	0.2U	0.2U	0.2U	0.2U	0.2U	0.2U	0.2U	0.2U	NP	NP
1,4-Dichlorobenzene	0.2U	0.2U	0.2U	0.2U	0.2U	0.2U	0.2U	0.2U	0.2U	0.2U	0.2U	0.2U	8.1	75
1,2-Dichlorobenzene	0.2U	0.2U	0.2U	0.2U	0.2U	1.0U	1.0U	0.2U	0.2U	0.2U	0.2U	0.2U	720	600
1,2-Dibromo-3-chloropropane	1.0U	1.0U	1.0U	1.0U	1.0U	0.2U	0.2U	1.0U	1.0U	1.0U	1.0U	1.0U	0.005	0.2
1,2,4-Trichlorobenzene	0.2U	0.2U	0.2U	0.2U	0.2U	1.0U	1.0U	0.2U	0.2U	0.2U	0.2U	0.2U	80	70
Hexachlorobutadiene	0.2U	1.0U	1.0U	1.0U	0.2U	0.2U	0.2U	1.0U	1.0U	1.0U	1.0U	1.0U	0.56	NP
1.2.3-Trichlorobenzene	0.2U	1.0U	1.0U	1.0U	0.2U	0.2U	0.2U	0.2U	0.2U	0.2U	1.0U	1.0U	NP	NP

Table 2A Halogenated Volatile Organics (continued)

Well Number	MW-8											MTCA	DW
Aquifer			Qva-	Middle								Method A	
Sample Date	2/4/2020	7/7/2020	10/27/2020	12/7/2020	3/12/2021	11/17/2021	7/11/2022	1/25/2023	7/26/2023	2/8/24	9/24/24		
Dichlorodifluoromethane	0.22U	0.2U	0.27U	0.2U	0.2U	0.3U	0.2U	0.2U	0.2U	0.5U	0.33U	1,600	NP
Chloromethane	1U	1.0U	1.3U	1.0U	1.4U	1.0U	1.4U	1.0U	1.0U	1.0U	1.3U	NP	NP
Vinyl Chloride	0.2U	0.2U	0.2U	0.02U S	0.02U S	0.2 U S	0.02U S	0.02U S	0.02U S	0.02U S	0.02U	0.2 [0.02]	2
Bromomethane	0.46U	0.2U	0.7U	0.2U	0.38U	2.3U	2.3U	1.0U	1.0U	1.0U	1.7U	1.1	NP
Chloroethane	1U	1.0U	1.0U	1.0U	1.0U	1.0U	1.0U	1.3U	1.3U	1.0U	1.0U	NP	NP
Trichlorofluoromethane	0.2U	0.2U	0.2U	0.2U	0.2U	0.2U	0.2U	0.2U	0.2U	0.2U	0.2U	2,400	NP
1,1-Dichloroethene	0.2U	0.2U	0.2U	0.2U	0.2U	0.2U	0.2U	0.2U	0.2U	0.2U	0.2U	400	7
Iodomethane	1.9U	1.6U	4.4U	3.2U	1.6U	2.2U	16U	12U	9.5U	1.0U	1.6U	NP	NP
Methylene Chloride	1.0U	1.0U	1.0U	1.0U	1.3U	0.2U	1.0U	1.0U	1.0U	1.0U	1.0U	5	5
(trans) 1,2-Dichloroethene	0.2U	0.2U	0.2U	0.2U	0.2U	0.2U	0.2U	0.2U	0.2U	0.2U	0.2U	160	100
1,1-Dichloroethane	0.2U	0.2U	0.2U	0.2U	0.2U	0.2U	0.2U	0.2U	0.2U	0.2U	0.2U	7.7	NP
2,2-Dichloropropane	0.2U	0.2U	0.2U	0.2U	0.2U	0.2U	0.2U	0.2U	0.2U	0.2U	0.2U	NP	NP
(cis) 1,2-Dichloroethene	0.2U	0.2U	0.2U	0.2U	0.2U	0.2U	0.2U	0.2U	0.2U	0.2U	0.2U	16	70
Bromochloromethane	0.2U	0.2U	0.2U	0.2U	0.2U	0.2U	0.2U	0.2U	0.2U	0.2U	0.2U	0.71	80
Chloroform	0.2U	0.2U	0.2U	0.2U	0.2U	0.2U	0.2U	0.2U	0.2U	0.2U	0.2U	1.4	80
1,1,1-Trichloroethane	0.2U	0.2U	0.2U	0.2U	0.2U	0.2U	0.2U	0.2U	0.2U	0.2U	0.2U	200	200
Carbon Tetrachloride	0.2U	0.2U	0.2U	0.2U	0.2U	0.2U	0.2U	0.2U	0.2U	0.2U	0.2U	0.63	5
1,1-Dichloropropene	0.2U	0.2U	0.2U	0.2U	0.2U	0.2U	0.2U	0.2U	0.2U	0.2U	0.2U	NP	NP
1,2-Dichloroethane	0.2U	0.2U	0.2U	0.2U	0.2U	0.2U	0.2U	0.2U	0.2U	0.2U	0.2U	0.48	5
Trichloroethene	0.2U	0.2U	0.2U	0.2U	0.2U	0.2U	0.2U	0.2U	0.2U	0.2U	0.2U	5 [3]	5
1,2-Dichloropropane	0.2U	0.2U	0.2U	0.2U	0.2U	0.2U	0.2U	0.2U	0.2U	0.2U	0.2U	1.2	5
Dibromomethane	0.2U	0.2U	0.2U	0.2U	0.2U	0.2U	0.2U	0.2U	0.2U	0.2U	0.2U	NP	NP
Bromodichloromethane	0.2U	0.2U	0.2U	0.2U	0.2U	0.2U	0.2U	0.2U	0.2U	0.2U	0.2U	0.7	80
(cis) 1,3-Dichloropropene	0.2U	0.2U	0.2U	0.2U	1.4U	0.2U	0.2U	0.2U	0.2U	0.2U	0.2U	0.44	NP
(trans) 1,3-Dichloropropene	0.2U	0.2U	0.2U	0.2U	0.2U	0.2U	0.2U	0.2U	0.2U	0.5U	0.2U	NP	NP
1,1,2-Trichloroethane	0.2U	0.2U	0.2U	0.2U	0.2U	0.2U	0.2U	0.2U	0.2U	0.2U	0.2U	0.77	5
Tetrachloroethene	0.2U	0.2U	0.2U	0.2U	0.2U	0.2U	0.2U	0.2U	0.2U	0.2U	0.2U	5	5
1,3-Dichloropropane	0.2U	0.2U	0.2U	0.2U	0.2U	0.2U	0.2U	0.2U	0.2U	0.2U	0.2U	NP	NP
Dibromochloromethane	0.2U	0.2U	0.2U	0.2U	0.2U	0.2U	0.2U	0.2U	0.2U	0.2U	0.2U	0.52	80
1,2-Dibromoethane	0.2U	0.2U	0.2U	0.2U	0.2U	0.2U	0.2U	0.2U	0.2U	0.2U	0.2U	NP	NP
Chlorobenzene	0.2U	0.2U	0.2U	0.2U	0.2U	0.2U	0.2U	0.2U	0.2U	0.2U	0.2U	NP	NP
1,1,1,2-Tetrachloroethane	0.2U	0.2U	0.2U	0.2U	0.2U	0.2U	0.2U	0.2U	0.2U	0.2U	0.2U	1.7	NP
Bromoform	1.0U	1.0U	1.0U	1.0U	0.2U	1.0U	0.2U	0.2U	0.2U	1.0U	1.0U	5.5	80
Bromobenzene	0.2U	0.2U	0.2U	0.2U	1.0U	0.2U	1.0U	1.0U	1.0U	0.2U	0.2U	64	NP
1,1,2,2-Tetrachloroethane	0.2U	0.2U	0.2U	0.2U	0.2U	0.2U	0.2U	0.2U	0.2U	0.2U	0.2U	0.22	NP
1,2,3-Trichloropropane	0.2U	0.1U	0.2U	0.2U	0.2U	0.2U	0.2U	0.2U	0.2U	0.2U	0.2U	0.0005	NP
2-Chlorotoluene	0.2U	0.2U	0.2U	0.2U	0.2U	0.2U	0.2U	0.2U	0.2U	0.2U	0.2U	NP	NP
4-Chlorotoluene	0.2U	0.2U	0.2U	0.2U	0.2U	0.2U	0.2U	0.2U	0.2U	0.2U	0.2U	NP	NP
1,3-Dichlorobenzene	0.2U	0.2U	0.2U	0.2U	0.2U	0.2U	0.2U	0.2U	0.2U	0.2U	0.2U	NP	NP
1,4-Dichlorobenzene	0.2U	0.2U	0.2U	0.2U	0.2U	0.2U	0.2U	0.2U	0.2U	0.2U	0.2U	8.1	75
1,2-Dichlorobenzene	0.2U	0.2U	0.2U	0.2U	0.2U	1.0U	0.2U	0.2U	0.2U	0.2U	0.2U	720	600
1,2-Dibromo-3-chloropropane	1.0U	0.27M	1.0U	1.0U	1.0U	0.2U	1.0U	1.0U	1.0U	1.0U	1.0U	0.005	0.2
1,2,4-Trichlorobenzene	0.2U	0.2U	0.2U	0.2U	0.2U	1.0U	0.2U	0.2U	0.2U	0.2U	0.2U	80	70
Hexachlorobutadiene	1.0U	0.2U	1.0U	1.0U	1.0U	0.2U	1.0U	1.0U	1.0U	1.0U	1.0U	0.56	NP
1.2.3-Trichlorobenzene	0.2U	0.2U	1.0U	1.0U	0.2U	0.2U	0.2U	0.2U	0.2U	1.0U	1.0U	NP	NP

Table 2A Halogenated Volatile Organics (continued)

Well Number	MW-9								MTCA	DW
Aquifer	Qc								Method A	
Sample Date	12/9/2020--	3/11/2021	11/17/2021	7/11/2022	1/25/2023	7/26/2023	2/8/24			
Dichlorodifluoromethane	0.28U	0.2U	0.3U	0.2U	0.2U	0.2U	0.5U		1,600	NP
Chloromethane	1.3U	1.4U	1.0U	1.4U	1.0U	1.0U	1.0U		NP	NP
Vinyl Chloride	0.02U S	0.02U S	0.2 U S	0.02U S	0.02U S	0.02U S	0.02U S		0.2 [0.02]	2
Bromomethane	1.5U	0.38U	2.3U	2.3U	1.0U	1.0U	1.0U		1.1	NP
Chloroethane	1.0U	1.0U	1.0U	1.0U	1.3U	1.3U	1.0U		NP	NP
Trichlorofluoromethane	0.2U	0.2U	0.2U	0.2U	0.2U	0.2U	0.2U		2,400	NP
1,1-Dichloroethene	0.2U	0.2U	0.2U	0.2U	0.2U	0.2U	0.2U		400	7
Iodomethane	3.0U	1.6U	2.2U	16U	12U	9.5U	1.0U		NP	NP
Methylene Chloride	1.0U	1.3U	0.2U	1.0U	1.0U	1.0U	1.0U		5	5
(trans) 1,2-Dichloroethene	0.2U	0.2U	0.2U	0.2U	0.2U	0.2U	0.2U		160	100
1,1-Dichloroethane	0.2U	0.2U	0.2U	0.2U	0.2U	0.2U	0.2U		7.7	NP
2,2-Dichloropropane	0.2U	0.2U	0.2U	0.2U	0.2U	0.2U	0.2U		NP	NP
(cis) 1,2-Dichloroethene	0.2U	0.2U	0.2U	0.2U	0.2U	0.2U	0.2U		16	70
Bromochloromethane	0.2U	0.2U	0.2U	0.2U	0.2U	0.2U	0.2U		0.71	80
Chloroform	0.2U	0.2U	0.2U	0.2U	0.2U	0.2U	0.2U		1.4	80
1,1,1-Trichloroethane	0.2U	0.2U	0.2U	0.2U	0.2U	0.2U	0.2U		200	200
Carbon Tetrachloride	0.2U	0.2U	0.2U	0.2U	0.2U	0.2U	0.2U		0.63	5
1,1-Dichloropropene	0.2U	0.2U	0.2U	0.2U	0.2U	0.2U	0.2U		NP	NP
1,2-Dichloroethane	0.2U	0.2U	0.2U	0.2U	0.2U	0.2U	0.2U		0.48	5
Trichloroethene	0.2U	0.2U	0.2U	0.2U	0.2U	0.2U	0.2U		5 [3]	5
1,2-Dichloropropane	0.2U	0.2U	0.2U	0.2U	0.2U	0.2U	0.2U		1.2	5
Dibromomethane	0.2U	0.2U	0.2U	0.2U	0.2U	0.2U	0.2U		NP	NP
Bromodichloromethane	0.2U	0.2U	0.2U	0.2U	0.2U	0.2U	0.2U		0.7	80
(cis) 1,3-Dichloropropene	0.2U	1.4U	0.2U	0.2U	0.2U	0.2U	0.2U		0.44	NP
(trans) 1,3-Dichloropropene	0.2U	0.2U	0.2U	0.2U	0.2U	0.2U	0.5U		NP	NP
1,1,2-Trichloroethane	0.2U	0.2U	0.2U	0.2U	0.2U	0.2U	0.2U		0.77	5
Tetrachloroethene	0.2U	0.2U	0.2U	0.2U	0.2U	0.2U	0.2U		5	5
1,3-Dichloropropane	0.2U	0.2U	0.2U	0.2U	0.2U	0.2U	0.2U		NP	NP
Dibromochloromethane	0.2U	0.2U	0.2U	0.2U	0.2U	0.2U	0.2U		0.52	80
1,2-Dibromoethane	0.2U	0.2U	0.2U	0.2U	0.2U	0.2U	0.2U		NP	NP
Chlorobenzene	0.2U	0.2U	0.2U	0.2U	0.2U	0.2U	0.2U		NP	NP
1,1,1,2-Tetrachloroethane	0.2U	0.2U	0.2U	0.2U	0.2U	0.2U	0.2U		1.7	NP
Bromoform	1.0U	0.2U	1.0U	0.2U	0.2U	0.2U	1.0U		5.5	80
Bromobenzene	0.2U	1.0U	0.2U	1.0U	1.0U	1.0U	0.2U		64	NP
1,1,2,2-Tetrachloroethane	0.2U	0.2U	0.2U	0.2U	0.2U	0.2U	0.2U		0.22	NP
1,2,3-Trichloropropane	0.2U	0.2U	0.2U	0.2U	0.2U	0.2U	0.2U	0.2U	0.0005	NP
2-Chlorotoluene	0.2U	0.2U	0.2U	0.2U	0.2U	0.2U	0.2U		NP	NP
4-Chlorotoluene	0.2U	0.2U	0.2U	0.2U	0.2U	0.2U	0.2U		NP	NP
1,3-Dichlorobenzene	0.2U	0.2U	0.2U	0.2U	0.2U	0.2U	0.2U		NP	NP
1,4-Dichlorobenzene	0.2U	0.2U	0.2U	0.2U	0.2U	0.2U	0.2U		8.1	75
1,2-Dichlorobenzene	0.2U	0.2U	1.0U	0.2U	0.2U	0.2U	1.0U		720	600
1,2-Dibromo-3-chloropropane	1.0U	1.0U	0.2U	1.0U	1.0U	1.0U	0.2U		0.005	0.2
1,2,4-Trichlorobenzene	0.2U	0.2U	1.0U	0.2U	0.2U	0.2U	0.2U		80	70
Hexachlorobutadiene	1.0U	1.0U	0.2U	1.0U	1.0U	1.0U			0.56	NP
1.2.3-Trichlorobenzene	0.2U	0.2U	0.2U	0.2U	0.2U	0.2U			NP	NP

Table 2A Halogenated Volatile Organics (continued)

Table 2 Notes:

All units are µg/l.

U indicates that the analyte was below the practical quantitation limit (PQL)

NT indicates that the analyte was not included in the analysis.

M modifier indicates that the compound was not detected at the stated method detection limit

modified indicates that the compound was not present at the stated numerical practical quantitation limit (PQL).

Modifier of ca indicates that the calibration results for the analyte were outside of acceptance criteria. The value reported is an estimate.

Modifier of lc indicates that the presence of the analyte is likely due to laboratory contamination.

MTCA cleanup values shown are the lowest of method A, method B carcinogen or method B non-carcinogen and are shown for comparison purposes only.

DW drinking water levels are from federal drinking water standards.

Shaded cells exceed MTCA cleanup values posted on this sheet.

Values in red font show where a compound was above the PQL but below cleanup levels.

FBI modifier in sample date signifies that the sample was analyzed by Freidman Bruya Inc, all other analysis is by OnSite Environmental.

NP indicates that no level is posted for either MTCA on the current CLARC database or for the federal drinking water standards.

Cleanup value shown for TCE in parentheses is water quality criteria

S indicates that the sample result is from the selected-ion monitoring (SIM) analytical method.

Table 2B
Non Halogenated Volatile Organics

Well Number	MW-1								MW-2								MTCA	DW/RL
Aquifer	Deep								Qc									
Sample Date	1/16/2020	6/29/2020	12/14/2021	7/7/2022	2/3/2023	7/25/23	2/13/24	9/19/24	1/17/2020	6/30/2020	12/1/2021	7/6/2022	1/25/2023	7/25/23	3/6/24	9/19/24		
Acetone	5.0U	5.0U	5.0U	10U	5.0U	5.0U	5.0U	5.0U	5.5	5.0U	5.0U	10U	5.0U	5.0U	5.0U	5.0U	7,200	NP
Carbon Disulfide	0.28U	0.2U	0.2U	0.2U	0.20U	0.2U	0.20U	0.38U	0.28U	0.2U	0.2U	0.2U	0.20U	0.20U	0.20U	0.38U	800	NP
Methyl t-Butyl Ether	0.2U	0.2U	0.2U	0.2U	0.20U	0.2U	0.20U	0.2U	0.2U	0.2U	0.2U	0.2U	0.20U	0.20U	0.20U	0.2U	20	NP
Vinyl Acetate	1U	1.0U	1.0U	1.0U	1.0U	1.0U	1.0U	1.4U	1U	1.0U	1.0U	1.0U	1.0U	1.0U	1.0U	1.4U	8,000	NP
2-Butanone	5.0U	5.0U	5.0U	5.0U	5.0U	5.0U	5.0U	5.0U	5.0U	5.0U	5.0U	5.0U	5.0U	5.0U	5.0U	5.0U	4,800	NP
Benzene	0.2U	0.2U	0.2U	0.2U	0.2U	0.2U	0.2U	0.2U	0.2U	0.2U	0.2U	0.2U	0.2U	0.2U	0.2U	0.2U	0.8	5/0.5
Methyl Isobutyl Ketone	2.0U	2.0U	2.0U	2.0U	2.0U	2.0U	2.0U	2.0U	2.0U	2.0U	2.0U	2.0U	2.0U	2.0U	2.0U	2.0U	640	NP
Toluene	3.6	1.4	1.0U	1.0U	1.0U	1.0U	1.0U	1.0U	2	1.0U	1.0U	1.0U	1.0U	1.0U	1.0U	1.0U	640	1,000/0.5
2-Hexanone	2.0U	2.0U	2.0U	2.0U	2.0U	2.0U	2.0U	2.0U	2.0U	2.0U	2.0U	2.0U	2.0U	2.0U	2.0U	2.0U	40	NP
Ethylbenzene	1.0U	0.2U	0.2U	0.2U	0.2U	0.2U	0.2U	0.2U	1.0U	0.2U	0.2U	0.2U	0.2U	0.2U	0.2U	0.2U	700	700/0.5
m,p-Xylene	0.4U	0.4U	0.4U	0.4U	0.4U	0.4U	0.4U	0.4U	0.4U	0.4U	0.4U	0.4U	0.4U	0.4U	0.4U	0.4U	1600	1000/0.5
o-Xylene	0.2U	0.2U	0.2U	0.2U	0.2U	0.2U	0.2U	0.2U	0.2U	0.2U	0.2U	0.2U	0.2U	0.2U	0.2U	0.2U	1600	1000/0.5
Styrene	0.2U	0.2U	0.2U	0.2U	0.2U	0.2U	0.2U	0.2U	0.2U	0.2U	0.2U	0.2U	0.2U	0.2U	0.2U	0.2U	1600	100/0.5
Isopropyl benzene	0.2U	0.2U	0.2U	0.2U	0.2U	0.2U	0.2U	0.2U	0.2U	0.2U	0.2U	0.2U	0.2U	0.2U	0.2U	0.2U	NP	NP/0.5
n-Propyl benzene	0.2U	0.2U	0.2U	0.2U	0.2U	0.2U	0.2U	0.2U	0.2U	0.2U	0.2U	0.2U	0.2U	0.2U	0.2U	0.2U	800	NP
1,3,5-Trimethylbenzene	0.2U	0.2U	0.2U	0.2U	0.2U	0.2U	0.2U	0.2U	0.2U	0.2U	0.2U	0.2U	0.2U	0.2U	0.2U	0.2U	80	NP/0.5
tert-Butylbenzene	0.2U	0.2U	0.2U	0.2U	0.2U	0.2U	0.2U	0.2U	0.2U	0.2U	0.2U	0.2U	0.2U	0.2U	0.2U	0.2U	NP	NP
1,2,4-Trimethylbenzene	0.2U	0.2U	0.2U	0.2U	0.20U	0.20U	0.20U	0.2U	0.2U	0.2U	0.2U	0.2U	0.20U	0.20U	0.20U	0.2U	80	NP/0.5
sec-Butylbenzene	0.2U	0.2U	0.2U	0.2U	0.2U	0.2U	0.2U	0.2U	0.2U	0.2U	0.2U	0.2U	0.2U	0.2U	0.2U	0.2U	NP	NP/0.5
p-Isopropyl toluene	0.2U	0.2U	0.2U	0.2U	0.2U	0.2U	0.2U	0.2U	0.2U	0.2U	0.2U	0.2U	0.2U	0.2U	0.2U	0.2U	NP	NP/0.5
n-Butylbenzene	0.2U	0.2U	0.2U	0.2U	0.20U	0.20U	0.20U	0.2U	0.2U	0.2U	0.2U	0.2U	0.20U	0.20U	0.20U	0.2U	NP	NP/0.5
Naphthalene	1.0U	1.0U	1.0U	1.0U	1.0U	1.0U	1.0U	1.0U	1.0U	1.0U	1.0U	1.0U	1.0U	1.0U	1.0U	1.0U	160	NP/0.5

Table 2B
Non Halogenated Volatile Organics (continued)

Well Number	**MW-3A**							**MTCA**	**DW/RL**
Aquifer	**Qva**								
Sample Date	**3/19/2021**	**12/1/2021**	**7/6/2022**	1/25/2023	**7/23/23**	**2/13/24**	**9/19/24**		
Acetone	5.0U	5.0U	10U	5.0U	5.0U	5.0U	5.0U	7,200	NP
Carbon Disulfide	0.27U	0.2U	0.2U	0.20U	0.20U	0.20U	0.38U	800	NP
Methyl t-Butyl Ether	0.2U	0.2U	0.2U	0.20U	0.20U	0.20U	0.2U	20	NP
Vinyl Acetate	1.0U	1.0U	1.0U	1.0U	1.0U	1.0U	1.4U	8,000	NP
2-Butanone	5.0U	5.0U	5.0U	5.0U	5.0U	5.0U	5.0U	4,800	NP
Benzene	0.2U	0.2U	0.2U	0.2U	0.2U	0.2U	0.2U	0.8	5/0.5
Methyl Isobutyl Ketone	2.0U	2.0U	2.0U	2.0U	2.0U	2.0U	2.0U	640	NP
Toluene	1.0U	1.0U	1.0U	1.0U	1.0U	1.0U	1.0U	640	1,000/0.5
2-Hexanone	2.0U	2.0U	2.0U	2.0U	2.0U	2.0U	2.0U	40	NP
Ethylbenzene	0.2U	0.2U	0.2U	0.2U	0.2U	0.2U	0.2U	700	700/0.5
m,p-Xylene	0.4U	0.4U	0.4U	0.4U	0.4U	0.4U	0.4U	1600	1000/0.5
o-Xylene	0.2U	0.2U	0.2U	0.2U	0.2U	0.2U	0.2U	1600	1000/0.5
Styrene	0.2U	0.2U	0.2U	0.2U	0.2U	0.2U	0.2U	1600	100/0.5
Isopropyl benzene	0.2U	0.2U	0.2U	0.2U	0.2U	0.2U	0.2U	NP	NP/0.5
n-Propyl benzene	0.2U	0.2U	0.2U	0.2U	0.2U	0.2U	0.2U	800	NP
1,3,5-Trimethylbenzene	0.2U	0.2U	0.2U	0.2U	0.2U	0.2U	0.2U	80	NP/0.5
tert-Butylbenzene	0.2U	0.2U	0.2U	0.2U	0.2U	0.2U	0.2U	NP	NP
1,2,4-Trimethylbenzene	0.2U	0.2U	0.2U	0.20U	0.20U	0.20U	0.2U	80	NP/0.5
sec-Butylbenzene	0.2U	0.2U	0.2U	0.2U	0.2U	0.2U	0.2U	NP	NP/0.5
p-Isopropyl toluene	0.2U	0.2U	0.2U	0.2U	0.2U	0.2U	0.2U	NP	NP/0.5
n-Butylbenzene	0.2U	0.2U	0.2U	0.20U	0.20U	0.20U	0.2U	NP	NP/0.5
Naphthalene	1.0U	1.0U	1.0U	1.0U	1.0U	1.0U	1.0U	160	NP/0.5

Table 2B
Non Halogenated Volatile Organics (continued)

Well Number	MW-4										MTCA	DW/RL
Aquifer	Qc											
Sample Date	1/17/20	7/9/20	9/16/20	11/19/21	7/6/22	1/31/23	8/1/23	2/14/24	5/23/24	9/17/24		
Acetone	5.0U	5.0U	5.0U	20U	40U	10U	5.0U	5.0U	5.0U	5.0U	7,200	NP
Carbon Disulfide	0.28U	0.2U	0.2U	0.8U	0.8U	0.4U	0.20U	0.20U	0.2U	0.33U	800	NP
Methyl t-Butyl Ether	0.2U	0.2U	0.2U	0.8U	0.8U	0.4U	0.20U	0.20U	0.2U	0.2U	20	NP
Vinyl Acetate	1U	1.0U	1.0U	4.0U	4.0U	2.0U	1.0U	1.0U	1.4U	1.4U	8,000	NP
2-Butanone	5.0U	5.0U	5.0U	20U	20U	10U	5.0U	5.0U	5.0U	5.0U	4,800	NP
Benzene	0.2U	0.2U	0.2U	0.8U	0.8U	0.4U	0.2U	0.2U	0.2U	0.2U	0.8	5/0.5
Methyl Isobutyl Ketone	2.0U	2.0U	2.0U	8.0U	8.0U	2.0U	2.0U	2.0U	2.0U	2.0U	640	NP
Toluene	1.0U	1.0U	1.0U	4.0U	4.0U	2.0U	1.0U	1.0U	1.0U	1.0U	640	1,000/0.5
2-Hexanone	2.0U	2.0U	2.0U	8.0U	8.0U	4.0U	2.0U	2.0U	2.0U	2.0U	40	NP
Ethylbenzene	1.0U	0.2U	0.2U	0.8U	0.8U	0.4U	0.2U	0.2U	0.2U	0.2U	700	700/0.5
m,p-Xylene	0.4U	0.4U	0.4U	1.6U	1.6U	0.8U	0.4U	0.4U	0.4U	0.4U	1600	1000/0.5
o-Xylene	0.2U	0.2U	0.2U	0.8U	0.8U	0.4U	0.2U	0.2U	0.2U	0.2U	1600	1000/0.5
Styrene	0.2U	0.2U	0.2U	0.8U	0.8U	0.4U	0.2U	0.2U	0.2U	0.2U	1600	100/0.5
Isopropyl benzene	0.2U	0.2U	0.2U	0.8U	0.8U	0.4U	0.2U	0.2U	0.2U	0.2U	NP	NP/0.5
n-Propyl benzene	0.2U	0.2U	0.2U	0.8U	0.8U	0.4U	0.2U	0.2U	0.2U	0.2U	800	NP
1,3,5-Trimethylbenzene	0.2U	0.2U	0.2U	0.8U	0.8U	0.4U	0.2U	0.2U	0.2U	0.2U	80	NP/0.5
tert-Butylbenzene	0.2U	0.2U	0.2U	0.8U	0.8U	0.4U	0.2U	0.2U	0.2U	0.2U	NP	NP
1,2,4-Trimethylbenzene	0.2U	0.2U	0.2U	0.8U	0.8U	0.4U	0.20U	0.20U	0.2U	0.2U	80	NP/0.5
sec-Butylbenzene	0.2U	0.2U	0.2U	0.8U	0.8U	0.4U	0.2U	0.2U	0.2U	0.2U	NP	NP/0.5
p-Isopropyl toluene	0.2U	0.2U	0.2U	0.8U	0.8U	0.4U	0.2U	0.2U	0.2U	0.2U	NP	NP/0.5
n-Butylbenzene	0.2U	0.2U	0.2U	0.8U	0.8U	0.4U	0.20U	0.20U	0.2U	0.2U	NP	NP/0.5
Naphthalene	1.0U	1.0U	1.0U	4.0U	4.0U	2.0U	1.0U	1.0U	1.0U	1.0U	160	NP/0.5

Table 2B
Non Halogenated Volatile Organics (continued)

Well Number	MW-5													MTCA	DW/RL
Aquifer	Qva														
Sample Date	1/17/2020	1/27/2020	1/27/2020 (FBI)	2/4/2020	7/10/2020	9/16/2020	11/18/2021	7/19/2022	1/31/2023	8/1/23	2/14/24	5/23/24	9/17/24/24		
Acetone	5.0U	5.0U	50U	5.0U	5.0U	5.0U	5.0U	10U	5.0U	5.0U	5.0U	5.0U	5.0U	7,200	NP
Carbon Disulfide	0.28U	0.28U	NT	0.28U	0.2U	0.2U	0.2U	0.2U	0.20U	0.20U	0.20U	0.2U	0.33U	800	NP
Methyl t-Butyl Ether	0.2U	0.2U	1.0U	0.2U	0.2U	0.2U	0.2U	0.2U	0.20U	0.20U	0.20U	0.2U	0.2U	20	NP
Vinyl Acetate	1U	1U	NT	1U	1.0U	1.0U	1.0U	1.0U	1.0U	1.0U	1.0U	1.4U	1.4U	8,000	NP
2-Butanone	5.0U	5.0U	10U	5.0U	5.0U	5.0U	5.0U	5.0U	5.0U	5.0U	5.0U	5.0U	5.0U	4,800	NP
Benzene	0.2U	0.2U	0.35U	0.2U	0.2U	0.2U	0.2U	0.2U	0.2U	0.2U	0.2U	0.2U	0.2U	0.8	5/0.5
Methyl Isobutyl Ketone	2.0U	2.0U	NT	2.0U	2.0U	2.0U	2.0U	2.0U	2.0U	2.0U	2.0U	2.0U	2.0U	640	NP
Toluene	1.0U	1.0U	1.0U	1.0U	1.0U	1.0U	1.0U	1.0U	1.0U	1.0U	1.0U	1.0U	1.0U	640	1,000/0.5
2-Hexanone	2.0U	2.0U	10U	2.0U	2.0U	2.0U	2.0U	2.0U	2.0U	2.0U	2.0U	2.0U	2.0U	40	NP
Ethylbenzene	1.0U	1.0U	1.0U	1.0U	0.2U	0.2U	0.2U	0.2U	0.2U	0.2U	0.2U	0.2U	0.2U	700	700/0.5
m,p-Xylene	0.4U	0.4U	2.0U	0.4U	0.4U	0.4U	0.4U	0.4U	0.4U	0.4U	0.4U	0.4U	0.4U	1600	1000/0.5
o-Xylene	0.2U	0.2U	1.0U	0.2U	0.2U	0.2U	0.2U	0.2U	0.2U	0.2U	0.2U	0.2U	0.2U	1600	1000/0.5
Styrene	0.2U	0.2U	1.0U	0.2U	0.2U	0.2U	0.2U	0.2U	0.2U	0.2U	0.2U	0.2U	0.2U	1600	100/0.5
Isopropyl benzene	0.2U	0.2U	1.0U	0.2U	0.2U	0.2U	0.2U	0.2U	0.2U	0.2U	0.2U	0.2U	0.2U	NP	NP/0.5
n-Propyl benzene	0.2U	0.2U	1.0U	0.2U	0.2U	0.2U	0.2U	0.2U	0.2U	0.2U	0.2U	0.2U	0.2U	800	NP
1,3,5-Trimethylbenzene	0.2U	0.2U	1.0U	0.2U	0.2U	0.2U	0.2U	0.2U	0.2U	0.2U	0.2U	0.2U	0.2U	80	NP/0.5
tert-Butylbenzene	0.2U	0.2U	1.0U	0.2U	0.2U	0.2U	0.2U	0.2U	0.2U	0.2U	0.2U	0.2U	0.2U	NP	NP
1,2,4-Trimethylbenzene	0.2U	0.2U	1.0U	0.2U	0.2U	0.2U	0.2U	0.2U	0.20U	0.20U	0.20U	0.2U	0.2U	80	NP/0.5
sec-Butylbenzene	0.2U	0.2U	1.0U	0.2U	0.2U	0.2U	0.2U	0.2U	0.2U	0.2U	0.2U	0.2U	0.2U	NP	NP/0.5
p-Isopropyl toluene	0.2U	0.2U	1.0U	0.2U	0.2U	0.2U	0.2U	0.2U	0.2U	0.2U	0.2U	0.2U	0.2U	NP	NP/0.5
n-Butylbenzene	0.2U	0.2U	NT	0.2U	0.2U	0.2U	0.2U	0.2U	0.20U	0.20U	0.20U	0.2U	0.2U	NP	NP/0.5
Naphthalene	1.0U	1.0U	1.0U	1.0U	1.0U	0.2U	1.0U	1.0U	1.0U	1.0U	1.0U	1.0U	1.0U	160	NP/0.5

Table 2B
Non Halogenated Volatile Organics (continued)

Well Number	MW-6								MW-7								MTCA	DW/RL
Aquifer	Qc								Qva									
Sample Date	**1/21/2020**	**7/1/2020**	**11/16/2021**	**7/12/2022**	**1/25/2023**	**7/26/23**	**2/6/24**	**9/18/24**	**1/21/20**	**7/2/20**	**9/15/20**	**11/17/21**	**7/12/22**	**1/25/23**	**7/26/23**	**2/6/24**	**9/18/24**	
Acetone	5.0U	5.0U	5.0U	10U	5.0U	5.0U	5.0U	5.0U	5.0U	5.0U	5.0U	5.0U	10U	5.0U	5.0U	5.0U	5.0U	7,200	NP
Carbon Disulfide	0.28U	0.2U	0.2U	0.2U	0.20U	0.20U	0.20U	0.33U	0.28U	0.2U	0.2U	0.2U	0.2U	0.20U	0.20U	0.20U	0.33U	800	NP
Methyl t-Butyl Ether	0.2U	0.2U	0.2U	0.2U	0.20U	0.20U	0.20U	0.2U	0.2U	0.2U	0.2U	0.2U	0.2U	0.20U	0.20U	0.20U	0.2U	20	NP
Vinyl Acetate	1U	1.0U	1.0U	1.0U	1.0U	1.0U	1.0U	1.4U	1U	1.0U	1.0U	1.0U	1.0U	1.0U	1.0U	1.0U	1.4U	8,000	NP
2-Butanone	5.0U	5.0U	5.0U	5.0U	5.0U	5.0U	5.0U	5.0U	5.0U	5.0U	5.0U	5.0U	5.0U	5.0U	5.0U	5.0U	5.0U	4,800	NP
Benzene	0.2U	0.2U	0.2U	0.2U	0.2U	0.2U	0.2U	0.2U	0.2U	0.2U	0.2U	0.2U	0.2U	0.2U	0.2U	0.2U	0.2U	0.8	5/0.5
Methyl Isobutyl Ketone	2.0U	2.0U	2.0U	2.0U	2.0U	2.0U	2.0U	2.0U	2.0U	2.0U	2.0U	2.0U	2.0U	2.0U	2.0U	2.0U	2.0U	640	NP
Toluene	13.0	1.0U	1.0U	1.0U	1.0U	1.0U	1.0U	1.0U	1.0U	1.0U	1.0U	1.0U	1.0U	1.0U	1.0U	1.0U	1.0U	640	1,000/0.5
2-Hexanone	2.0U	2.0U	2.0U	2.0U	2.0U	2.0U	2.0U	2.0U	2.0U	2.0U	2.0U	2.0U	2.0U	2.0U	2.0U	2.0U	2.0U	40	NP
Ethylbenzene	1.0U	0.2U	0.2U	0.2U	0.2U	0.2U	0.2U	0.2U	1.0U	0.2U	0.2U	0.2U	0.2U	0.2U	0.2U	0.2U	0.2U	700	700/0.5
m,p-Xylene	0.4U	0.4U	0.4U	0.4U	0.4U	0.4U	0.4U	0.4U	0.4U	0.4U	0.4U	0.4U	0.4U	0.4U	0.4U	0.4U	0.4U	1600	1000/0.5
o-Xylene	0.2U	0.2U	0.2U	0.2U	0.2U	0.2U	0.2U	0.2U	0.2U	0.2U	0.2U	0.2U	0.2U	0.2U	0.2U	0.2U	0.2U	1600	1000/0.5
Styrene	0.2U	0.2U	0.2U	0.2U	0.2U	0.2U	0.2U	0.2U	0.2U	0.2U	0.2U	0.2U	0.2U	0.2U	0.2U	0.2U	0.2U	1600	100/0.5
isopropyl benzene	0.2U	0.2U	0.2U	0.2U	0.2U	0.2U	0.2U	0.2U	0.2U	0.2U	0.2U	0.2U	0.2U	0.2U	0.2U	0.2U	0.2U	NP	NP/0.5
n-propyl benzene	0.2U	0.2U	0.2U	0.2U	0.2U	0.2U	0.2U	0.2U	0.2U	0.2U	0.2U	0.2U	0.2U	0.2U	0.2U	0.2U	0.2U	800	NP
1,3,5-Trimethylbenzene	0.2U	0.2U	0.2U	0.2U	0.2U	0.2U	0.2U	0.2U	0.2U	0.2U	0.2U	0.2U	0.2U	0.2U	0.2U	0.2U	0.2U	80	NP/0.5
tert-Butylbenzene	0.2U	0.2U	0.2U	0.2U	0.2U	0.2U	0.2U	0.2U	0.2U	0.2U	0.2U	0.2U	0.2U	0.2U	0.2U	0.2U	0.2U	NP	NP
1,2,4-Trimethylbenzene	0.2U	0.2U	0.2U	0.2U	0.20U	0.20U	0.20U	0.2U	0.2U	0.2U	0.2U	0.2U	0.2U	0.20U	0.20U	0.20U	0.2U	80	NP/0.5
sec-Butylbenzene	0.2U	0.2U	0.2U	0.2U	0.2U	0.2U	0.2U	0.2U	0.2U	0.2U	0.2U	0.2U	0.2U	0.2U	0.2U	0.2U	0.2U	NP	NP/0.5
p-isopropyl toluene	0.2U	0.2U	0.2U	0.2U	0.2U	0.2U	0.2U	0.2U	0.2U	0.2U	0.2U	0.2U	0.2U	0.2U	0.2U	0.2U	0.2U	NP	NP/0.5
n-Butylbenzene	0.2U	0.2U	0.2U	0.2U	0.20U	0.20U	0.20U	0.2U	0.2U	0.2U	0.2U	0.2U	0.2U	0.20U	0.20U	0.20U	0.2U	NP	NP/0.5
Naphthalene	1.0U	1.4U	1.0U	1.0U	1.0U	1.0U	1.0U	1.0U	1.0U	1.0U	1.0U	1.0U	1.0U	1.0U	1.0U	1.0U	1.0U	160	NP/0.5

Table 2B
Non Halogenated Volatile Organics (continued)

Well Number	MW-8								MW-9							MTCA	DW/RL
Aquifer	Qva								Qc								
Sample Date	**2/4/2020**	**7/7/20**	**11/17/21**	**7/11/22**	**1/25/23**	**7/26/23**	**2/7/24**	**9/24/24**	**12/9/20**	**11/17/21**	**7/11/22**	**1/25/23**	**7/26/23**	**2/7/24**	**9/24/24**		
Acetone	5.0U	5.0U	5.0U	10U	5.0U	5.0U	5.0U	5.0U	5.0U	5.0U	10U	5.0U	5.0U	5.0U	5.0U	7,200	NP
Carbon Disulfide	0.2U	0.27U	0.2U	0.2U	0.20U	0.20U	0.20U	0.2UU	0.2U	0.2U	0.2U	0.20U	0.20U	0.20U	0.2U	800	NP
Methyl t-Butyl Ether	0.2U	0.2U	0.2U	0.2U	0.20U	0.20U	0.20U	0.2U	0.2U	0.2U	0.2U	0.20U	0.20U	0.20U	0.2U	20	NP
Vinyl Acetate	1U	1.0U	1.0U	1.0U	1.0U	1.0U	1.0U	1.4U	1.0U	1.0U	1.0U	1.0U	1.0U	1.0U	1.4U	8,000	NP
2-Butanone	5.0U	5.0U	5.0U	5.0U	5.0U	5.0U	5.0U	5.0U	5.0U	5.0U	5.0U	5.0U	5.0U	5.0U	5.0U	4,800	NP
Benzene	0.2U	0.2U	0.2U	0.2U	0.2U	0.2U	0.2U	0.2U	0.2U	0.2U	0.2U	0.2U	0.2U	0.2U	0.2U	0.8	5/0.5
Methyl Isobutyl Ketone	2.0U	2.0U	2.0U	2.0U	2.0U	2.0U	2.0U	2.0U	2.0U	2.0U	2.0U	2.0U	2.0U	2.0U	2.0U	640	NP
Toluene	1.0U	1.0U	1.0U	1.0U	1.0U	1.0U	1.0U	1.0U	1.0U	1.0U	1.0U	1.0U	1.0U	1.0U	1.0U	640	1,000/0.5
2-Hexanone	2.0U	2.0U	2.0U	2.0U	2.0U	2.0U	2.0U	2.0U	2.0U	2.0U	2.0U	2.0U	2.0U	2.0U	2.0U	40	NP
Ethylbenzene	1.0U	0.2U	0.2U	0.2U	0.2U	0.2U	0.2U	0.2U	0.2U	0.2U	0.2U	0.2U	0.2U	0.2U	0.2U	700	700/0.5
m,p-Xylene	0.4U	0.4U	0.4U	0.4U	0.4U	0.4U	0.4U	0.4U	0.4U	0.4U	0.4U	0.4U	0.4U	0.4U	0.4U	1600	1000/0.5
o-Xylene	0.2U	0.2U	0.2U	0.2U	0.2U	0.2U	0.2U	0.2U	0.2U	0.2U	0.2U	0.2U	0.2U	0.2U	0.2U	1600	1000/0.5
Styrene	0.2U	0.2U	0.2U	0.2U	0.2U	0.2U	0.2U	0.2U	0.2U	0.2U	0.2U	0.2U	0.2U	0.2U	0.2U	1600	100/0.5
isopropyl benzene	0.2U	0.2U	0.2U	0.2U	0.2U	0.2U	0.2U	0.2U	0.2U	0.2U	0.2U	0.2U	0.2U	0.2U	0.2U	NP	NP/0.5
n-propyl benzene	0.2U	0.2U	0.2U	0.2U	0.2U	0.2U	0.2U	0.2U	0.2U	0.2U	0.2U	0.2U	0.2U	0.2U	0.2U	800	NP
1,3,5-Trimethylbenzene	0.2U	0.2U	0.2U	0.2U	0.2U	0.2U	0.2U	0.2U	0.2U	0.2U	0.2U	0.2U	0.2U	0.2U	0.2U	80	NP/0.5
tert-Butylbenzene	0.2U	0.2U	0.2U	0.2U	0.2U	0.2U	0.2U	0.2U	0.2U	0.2U	0.2U	0.2U	0.2U	0.2U	0.2U	NP	NP
1,2,4-Trimethylbenzene	0.2U	0.2U	0.2U	0.2U	0.20U	0.20U	0.20U	0.2U	0.2U	0.2U	0.2U	0.20U	0.20U	0.20U	0.2U	80	NP/0.5
sec-Butylbenzene	0.2U	0.2U	0.2U	0.2U	0.2U	0.2U	0.2U	0.2U	0.2U	0.2U	0.2U	0.2U	0.2U	0.2U	0.2U	NP	NP/0.5
p-isopropyl toluene	0.2U	0.2U	0.2U	0.2U	0.2U	0.2U	0.2U	0.2U	0.2U	0.2U	0.2U	0.2U	0.2U	0.2U	0.2U	NP	NP/0.5
n-Butylbenzene	0.2U	0.2U	0.2U	0.2U	0.20U	0.20U	0.20U	0.2U	0.2U	0.2U	0.2U	0.20U	0.20U	0.20U	0.2U	NP	NP/0.5
Naphthalene	1.0U	1.0U	1.0U	1.0U	1.0U	1.0U	1.0U	1.0U	1.0U	1.0U	1.0U	1.0U	1.0U	1.0U	1.0U	160	NP/0.5

Table 2 Notes: All units are µg/l.

U indicates that the analyte was below the practical quantitation limit (PQL)

NT indicates that the analyte was not included in the analysis.

MTCA cleanup values shown are the lowest of method A, method B carcinogen or method B non-carcinogen and are shown for comparison purposes only.

DW drinking water levels are from federal drinking water standards.

Shaded cells exceed MTCA cleanup values posted on this sheet.

Values in red font show where a compound was above the PQL but below cleanup levels.

NP indicates that no level is posted for either MTCA on the current CLARC database or for the federal drinking water standards.

Table 3
Drinking Water Standards

Well Number	Units	MW-1								MTCA	DW
Aquifer		Deep									
Sample Date		1/16/20	6/30/20	12/14/21	7/29/22	2/3/23	7/24/23	2/13/24	9/19/24		
Conventional											
pH	standard	6.87	7.35	NT	NT	NT	6.26	6.56	6.9	--	
Conductivity	Umhos/cm	110	84	148	172	119	97	95	94.7	--	700
Color	Color units	5U	25	10	5U	10	5.0U	5.0U	10.0	--	15
Total Cyanide	mg/l	0.005U	0.005U	0.005U	0.005	0.01U	0.005U	0.005U	0.005U	0.01	0.2
Total Dissolved Solids	mg/l	130	100	139	185	82	100	63	69.0	--	500
Turbidity	NTU	4.2	6.8	1.23	2.32	3.04	1.5	0.47	0.67	--	
Minerals											
Chloride	mg/l	0.47	1.57	7.22	4.1	2.52	1.91	2.01	2.05	--	250
Fluoride	mg/l	0.05U	0.05U	0.1U	0.1	0.118	0.05	0.08	0.08	0.96	4
Hardness (CaCO3)	mg/l	36	27	23	60.8	28.5	34	32	33.9	--	
Sulfate	mg/l	2.1	1.01	9.72	5.35	2.66	3.03	2.88	3.23	--	250
Calcium	mg/l	7.0	5.2	NT	NT	NT	6.4	6.0	6.23	--	
Magnesium	mg/l	4.5	3.5	NT	NT	NT	4.4	4.2	4.46	--	
Sodium	mg/l	7.89	6.94	15.8	8.82	10.1	6.57	6.17	6.51	--	
Nutrients											
nitrite	mg/l	0.005U	0.005U	0.1U	0.1U	0.1U	0.005U	0.005U	0.005U	1.600	1.0
Nitrate	mg/l	0.025U	0.025U	0.1U	0.186	0.1U	0.025U	0.025U	0.025U	2.600	10
Metals											
Antimony	µg/l	0.3U	0.3U	1.0U	1.0U	1.0U	0.3U	0.3U	0.3U	6.4	6
Arsenic	µg/l	0.525	0.548	1.0U	1.0U	1.0U	0.635	0.442	0.6	5.0	10
Barium	µg/l	6.69	4.79	6.11	3.58	3.95	5.84	6.42	6.0	3200	2,000
Beryllium	µg/l	0.05U	0.1U	0.3U	0.3U	0.3U	0.3U	0.3U	0.3U	32	4
Cadmium	µg/l	0.05U	0.05U	1.0U	1.0U	1.0U	0.1U	0.1U	0.1U	5	5
Chromium	µg/l	0.2	0.5U	1.0U	1.0U	1.0U	0.5U	0.5U	0.5U	50	100
Copper	µg/l	0.13	0.5	1.0U	1.0U	1.0U	0.5U	0.5U	0.5U	640	1,300
Lead	µg/l	0.112	0.1U	1.0U	1.0U	1.0U	0.2U	0.2U	0.2U	15	15
Manganese	µg/l	111	110	85.1	55.3	64.5	44.7	45.7	76	--	50
Nickel	µg/l	0.21	0.25	1.0U	1.0U	1.0U	0.3	0.2U	0.2U	--	100
Selenium	µg/l	0.3U	0.5U	1.0U	0.2U	1.0U	1.0U	1.0U	1.0U	80	50
Silver	µg/l	0.1U	0.18	1.0U	1.0U	1.0U	0.2U	0.2U	0.2U	80	100
Thallium	µg/l	0.05U	0.1U	1.0U	1.0U	1.0U	0.1U	0.1U	0.1U	--	2
Zinc	µg/l	13.1	22.9	436	113	25.9	27.7	7.42	10	4800	5,000
Total Metals											
Iron	mg/l	0.928	1.27	0.528	0.212	0.576	0.749	0.838	0.716	11	0.3
Mercury	mg/l	0.0001U	0.0001U	0.0001U	0.0001U	0.0001U	0.0001U	0.0002U	0.0001U	0.002	0.002

Table 3
Drinking Water Standards

Well Number	Units	MW-2								MW- 3A							MTCA	DW
Aquifer		Qc								Qva								
Sample Date		1/17/20	6/30/20	12/1/21	7/6/22	1/23/23	7/24/23	3/5/24	9/19/24	7/7/20	12/1/21	7/6/22	1/23/23	7/23/23	2/13/24	9/19/24		
Conventional																		
pH	standard	6.27	7.02	NT	NT	NT	5.54	6.68	6.6	6.68	NT	NT	NT	5.7	5.9	6.7	--	
Conductivity	Umhos/cm	140	140	142	160	163	130	130	136	240	248	279	274	240	220	240	--	700
Color	Color units	15	25	25	60	20	17	20	20	5.0U	5.0U	10	5.0U	5.0U	5.0U	5.0	--	15
Total Cyanide	mg/l	0.005U	0.005U	0.005U	0.005U	0.005U	0.005U	0.005U	0.005U	0.005U	0.005U	0.005U	0.005U	0.005U	0.005U	0.0005U	0.01	0.2
Total Dissolved Solids	mg/l	130	100	122	260	105	100	61	104	160	152	160	132	110	130	142	--	500
Turbidity	NTU	2.1	2.4	1.93	2.09	5.17	2.4	3.1	3.21	9.3	0.142	0.191	0.1U	0.82	0.18	0.35	--	
Minerals																		
Chloride	mg/l	1.7	1.81	2.2	1.84	1.86	2.04	2.12	2.19	4.01	3.81	3.36	3.74	3.77	3.84	3.92	--	250
Fluoride	mg/l	0.14	0.05U	0.142	0.146	0.178	0.09	0.14	0.15	0.05U	0.1U	0.1U	0.1U	0.05U	0.05U	0.05U	0.96	4
Hardness (CaCO3)	mg/l	46	49	45.9	447	68.4	49	47	49.6	110	104	97.5	99.9	110	97	106	--	
Sulfate	mg/l	0.11	0.1U	0.1U	0.136	0.263	0.7	0.97	0.33	4.55	5.18	5.1	5.14	5.4	5.19	5.04	--	250
Calcium	mg/l	8.7	9.1	NT	NT	NT	9.4	8.8	9.23	21	NT	NT	NT	21	19	20.7	--	
Magnesium	mg/l	5.8	6.4	NT	NT	NT	6.3	6.0	6.48	13	NT	NT	NT	13	12	13.3	--	
Sodium	mg/l	9.0	9.46	8.85	8.59	8.84	8.86	7.95	9.22	8.37	8.08	7.69	8.232	8.25	7.7	8.53	--	
Nutrients																		
nitrite	mg/l	0.005U	0.005U	0.1U	0.1U	0.1U	0.005U	0.005U	0.005U	0.005U	0.1U	0.1U	0.1U	0.005U	0.005U	0.005U	1.600	1.0
Nitrate	mg/l	0.025U	0.025U	0.1U	0.1U	0.1U	0.025U	0.25U	0.025U	0.793	0.1U	0.88	0.945	1.03	1.0	0.95	2.600	10
Metals																		
Antimony	µg/l	0.3U	0.3U	1.0U	1.0U	1.09	0.44	0.3U	0.3U	0.3U	0.1U	1.0U	1.0U	0.3U	0.3u	0.3U	6.4	6
Arsenic	µg/l	4.96	3.09U	2.28	1.79	2.14	1.61	0.883	2.00	0.476	0.1U	1.0U	1.116	0.493	0.485	0.5	5.0	10
Barium	µg/l	3.81	3.49U	3.77	3.37	3.2	2.36	3.96	4.0	7.34	6.68	6.06	5.27	5.49	5.45	5.0	3200	2,000
Beryllium	µg/l	0.05U	0.1U	0.3U	0.3U	0.3U	0.3U	0.3U	0.3U	0.1U	0.3U	0.3U	0.3U	0.3U	0.3U	0.3U	32	4
Cadmium	µg/l	0.05U	0.05U	1.0U	1.0U	1.0U	0.1U	0.1U	0.1U	0.05U	1.0U	1.0U	1.0U	0.1U	0.1U	0.1U	5	5
Chromium	µg/l	0.54	0.5U	1.0U	1.0U	1.42	0.5U	0.5U	0.5U	6.87	1.0U	1.0U	1.54U	0.5U	0.5U	0.5U	50	100
Copper	µg/l	0.1U	0.26	1.0U	1.0U	1.22	0.5U	0.5U	0.6	0.70	1.0U	9.81	10.01	25.8	26.1	68	640	1,300
Lead	µg/l	0.1U	0.1U	1.0U	1.0U	1.0U	0.2U	0.2U	0.2U	0.1U	1.0U	1.0U	1.0U	0.848	0.605	0.8	15	15
Manganese	µg/l	91.3	87.5	91	85.3	81.5	42.4	1.0U	87	190	1.0U	3.28	1.0U	0.21	0.39	0.4	--	50
Nickel	µg/l	0.26	0.18	1.0U	1.0U	1.0U	0.2U	0.2U	0.6	6.78	1.0U	1.0U	1.0U	0.32	0.27	0.5	--	100
Selenium	µg/l	0.3U	0.5U	1.0U	1.0U	1.0U	1.0U	1.0U	1.0U	0.5U	1.0U	1.0U	1.0U	1.0U	0.1U	1.0U	80	50
Silver	µg/l	0.1U	0.1U	1.0U	1.0U	1.0U	0.2U	0.2U	0.2U	0.1U	1.0U	1.0U	1.0U	0.2U	0.2U	0.2U	80	100
Thallium	µg/l	0.05U	0.1U	1.0U	1.0U	1.0U	0.1U	0.1U	0.1U	0.1U	1.0U	1.0U	1.0U	0.1U	0.1U	0.1U	--	2
Zinc	µg/l	32.4	14.2	1.0U	1.9	1.34	7.68	9.88	4.0	2.77	2.34	128	37.6	140	64.1	142	4800	5,000
Total Metals																		
Iron	mg/l	2.22	1.73	1.55	1.94	2.13	1.77	1.83	2.23	0.613	0.01U	0.1U	0.1U	0.03U	0.03U	0.03U	11	0.3
Mercury	mg/l	0.0001U	0.0001U	0.0001U	0.0001U	0.0001U	0.0001U	0.0001U	0.0001U	0.0001U	0.0001U	0.0001U	0.0001U	0.0001U	0.0002U	0.0001U	0.002	0.002

.

Table 3
Drinking Water Standards

Well Number	Units	MW-4								MW-5								MTCA	DW
Aquifer		Qc								Qva									
Sample Date		1/17/2020	7/9/2020	11/22/21	7/19/2022	1/30/2023	8/1/2023	2/14/24	9/17/24	1/17/2020	7/9/2020	11/22/2021	7/19/2022	1/30/2023	8/1/2023	2/14/24	9/18/24		
Conventional																			
pH	standard	6.4	6.58	NT	NT	NT	7.42	6.58	7.0	6.67	6.17	NT	NT	NT	6.44	6.18	7.2	--	
Conductivity	Umhos/cm	150	160	174	160	167	160	170	283	210	240	284	269	301	280	310	186	--	700
Color	Color units	5U	5U	20	5.0U	20	11	5.0U	5.0U	25	5U	5.0U	5U	5U	6	5.0U	5.0	--	15
Total Cyanide	mg/l	0.005U	0.005U	0.005U	0.005U	0.05U	0.005U	0.005U	0.005U	0.005U	0.005U	0.005U	0.005U	0.01U	0.005U	0.005U	0.005U	0.01	0.2
Total Dissolved Solids	mg/l	120	100	117	128	166	120	120	173	140	140	184	192	166	140	170	114	--	500
Turbidity	NTU	2.9	3.2	27.2	30.6	27.6	5.8	0.68	0.2	32	0.7	0.166	0.126	0.126	0.09	0.36	4.22	--	
Minerals																			
Chloride	mg/l	3.46	3.84	NT	3.05	2.98	3.65	4.14	10.8	2.93	5.83	NT	7.72	6.9	7.74	10.6	4.51	--	250
Fluoride	mg/l	0.05U	0.05U	0.1U	0.1U	0.108	0.05U	0.05U	0.05U	0.05U	0.05U	1.0U	0.1U	0.1U	0.05U	0.05U	0.05U	0.96	4
Hardness (CaCO3)	mg/l	61	66	68.1	361	55.8	70	66	126	100	100	121	116	109	130	120	69.8	--	
Sulfate	mg/l	4.51	4.92	5.2	2.55	2.14	3.59	4.18	4.69	3.2	4.1	5.14	3.83	4.73	4.72	4.71	4.05	--	250
Calcium	mg/l	11	12	NT	NT	NT	14	12	26.0	21	17	NT	NT	NT	27	23	13.4	--	
Magnesium	mg/l	8.1	8.8	NT	NT	NT	8.5	8.8	14.9	12	15	NT	NT	NT	15	14	8.86	--	
Sodium	mg/l	5.86	6.10	7.49	8.14	10.1	7.01	6.44	8.59	7.66	7.56	8.10	7.76	8.05	8.47	7.94	7.02	--	
Nutrients																			
nitrite	mg/l	0.005U	0.005U	0.686	0.1U	0.1U	0.005U	0.005U	0.005U	0.005U	0.005U	1.0U	0.1U	0.1U	0.005U	0.005U	0.005U	1.600	1.0
Nitrate	mg/l	0.724	0.710	0.686	0.372	0.311	0.587	0.723	0.582	0.858	0.802	1.02	0.885	0.767	0.706	0.562	0.669	2.600	10
Metals																			
Antimony	µg/l	0.3U	0.3U	1.0U	1.0U	1.0U	0.3U	0.3U	0.3U	0.3U	0.3U	1.0U	1.0U	1.02	0.3U	0.3U	0.3U	6.4	6
Arsenic	µg/l	0.611	0.667	1.0U	1.09	1.0U	0.555	0.418	0.4	0.285	0.208	1.0U	1.0U	1.0U	0.408	0.639	0.6	5.0	10
Barium	µg/l	2.48	2.43	10.7	22.4	13.9	8.27	4.62	4.0	5.03	3.9	4.7	4.17	4.42	5.31	5.47	7.0	3200	2,000
Beryllium	µg/l	0.05U	0.1U	0.3U	0.3U	0.3U	0.3U	0.3U	0.3U	0.05U	0.1U	0.3U	0.3U	0.3U	0.3U	0.3U	0.3U	32	4
Cadmium	µg/l	0.05U	0.05U	1.0U	1.0U	1.0U	0.1U	0.1U	0.1U	0.05U	0.05U	1.0U	1.0U	1.0U	0.1U	0.1U	0.1U	5	5
Chromium	µg/l	1.03	1.08	2.51	1.1	1.31	0.75	0.5U	0.7	2.27	1.83	1.0U	1.0U	1.0U	0.5U	0.5U	0.7	50	100
Copper	µg/l	0.25	0.34	4.29	5.07	3.23	0.93	0.2U	0.5U	1.07	0.25	1.0U	1.0U	1.0U	1.82	0.5U	2.0	640	1,300
Lead	µg/l	0.1U	0.1U	1.0U	1.0U	1.0U	0.24	0.2U	0.2U	0.1U	0.1U	1.0U	1.0U	1.0U	0.254	0.2U	0.2	15	15
Manganese	µg/l	11.1	7.89	60.2	178	182	56.2	23.3	0.2U	90.5	34.6	1.67	1.0U	1.39	0.54	0.2U	90	--	50
Nickel	µg/l	0.64	0.56	2.85	1.54	1.06	0.74	0.26	0.2U	3.44	2.46	1.0U	1.0U	1.0U	0.24	0.2U	0.6	--	100
Selenium	µg/l	0.3U	0.5U	1.0U	1.0U	1.0U	1.0U	1.0U	1.0U	0.3U	0.5U	1.0U	1.0U	1.0U	1.0U	1.0U	1.0U	80	50
Silver	µg/l	0.1U	0.1U	1.0U	1.0U	1.0U	0.2U	0.2U	0.2U	0.1U	0.1U	1.0U	1.0U	1.0U	0.2U	0.2U	0.2U	80	100
Thallium	µg/l	0.05U	0.1U	1.0U	1.0U	1.0U	0.1U	0.1U	0.1U	0.05U	0.1U	1.0U	1.0U	1.0U	0.1U	0.1U	0.1U	--	2
Zinc	µg/l	18.7	24.1	14.4	6.58	5.4	5.36	2.59	5.0	3.41	2.35	5.51	1.0U	1.0U	5.28	5.82	4.0	4800	5,000
Total Metals																			
Iron	mg/l	0.338	0.51	5.62	9.08	0.576	1.47	0.127	0.02U	10.5	0.05U	0.01U	0.0148	0.0319	0.03U	0.03U	1.33	11	0.3
Mercury	mg/l	0.0001U	0.0001U	0.001U	0.0001U	0.0001U	0.0001U	0.0002U	0.0001U	0.0001U	0.0001U	0.0.0001U	0.0001U	0.0001U	0.0001U	0.002U	0.0001U	0.002	0.002

Table 3
Drinking Water Standards

Well Number	Units	MW-6								MW-7								MTCA	DW
Aquifer		Qc								Qva									
Sample Date		1/21/20	7/1/20	11/16/21	7/12/22	1/23/23	7/25/23	2/7/24	9/18/24	1/21/20	7/2/20	11/16/21	7/12/22	1/23/23	7/25/23	2/6/24	9/18/24		
Conventional																			
pH	standard	7.03	6.5	7.25	NT	NT	6.46	6.18	6.3	6.54	6.71	6.92	NT	NT	6.61	6.05	6.6	--	
Conductivity	Umhos/cm	160	150	180	170	162	140	150	145	190	180	190	226	238	210	220	225	--	700
Color	Color units	5U	15	15	5.0U	15	14	11	5.0U	5U	5U	5U	5.0U	5.0U	5.0U	5.0U	5.0U	--	15
Total Cyanide	mg/l	0.005U	0.005U	0.005U	0.005U	0.005U	0.005U	0.005U	0.005U	0.005U	0.005U	0.005U	0.005U	0.005U	0.005U	0.005U	0.005U	0.01	0.2
Total Dissolved Solids	mg/l	110	99	150	118	124	120	140	76	130	130	120	137	122	120	130	108	--	500
Turbidity	NTU	1.6	2.8	18	1.99	1.3	1.4	2.0	1.13	9.0	1.3	0.24	0.149	0.162	0.82	1.1	0.17	--	
Minerals																			
Chloride	mg/l	3.01	2.65	2.73	2.7	2.55	2.65	2.85	2.88	4.27	8.76	9.55	11.2	9.3	10.8	11.3	14.3	--	250
Fluoride	mg/l	0.05U	0.05U	0.11	0.108	0.121	0.05	0.1	0.09	0.05U	0.05U	0.05U	0.1U	0.1U	0.05U	0.05U	0.05U	0.96	4
Hardness (CaCO3)	mg/l	55	55	36	97.9	60.1	54	52	52.1	81	78	76	74.2	81.5	97	94	96.	--	
Sulfate	mg/l	0.1	0.1U	1.3	0.1U	0.15U	0.1U	0.1U	0.1U	3.24	3.42	3.76	4.29	3.82	3.9	3.97	4.01	--	250
Calcium	mg/l	10	10	8.1	NT	NT	9.8	9.1	9.24	16	15	15	NT	NT	19	18	18.4	--	
Magnesium	mg/l	7.2	7.4	3.9	NT	NT	7.1	7.0	7.07	10	9.9	9.4	NT	NT	12	12	12.2	--	
Sodium	mg/l	7.99	8.10	25.5	7.69	7.95	8.16	7.76	8.14	6.94	6.43	6.72	6.45	7.07	7.5	7.25	7.64	--	
Nutrients																			
nitrite	mg/l	0.005U	0.005U	0.005U	0.1U	0.1U	0.005U	0.005U	0.0005U	0.005U	0.005U	0.005U	NT	0.1U	0.005U	0.005U	0.005U	1.600	1.0
Nitrate	mg/l	0.025U	0.025U	0.025U	0.1U	0.1U	0.025U	0.025U	0.025U	0.718	0.672	0.673	NT	0.633	0.631	0.693	0.574	2.600	10
Metals																			
Antimony	µg/l	0.3U	0.3U	0.3	1.0U	1.0U	0.3U	0.3U	0.3U	0.3U	0.3U	0.3U	1.0U	1.0U	0.3U	0.3U	0.3U	6.4	6
Arsenic	µg/l	0.93	0.857	1.32	1.0U	1.0U	0.473	0.487	0.5	0.397	0.373	0.409	1.0U	1.0U	0.416	0.36	0.2	5.0	10
Barium	µg/l	4.18	4.13	7.48	5.41	4.37	4.16	4.52	4.0	3.34	2.84	2.65	2.76	2.85	3.05	3.31	3.0	3200	2,000
Beryllium	µg/l	0.05U	0.1U	0.1U	0.3U	0.3U	0.3U	0.3U	0.3U	0.12	0.1U	0.1U	0.3U	0.3U	0.3U	0.3U	0.3U	32	4
Cadmium	µg/l	0.05U	0.05U	0.05U	1.0U	1.0U	0.1U	0.1U	0.1U	0.05U	0.05U	0.05U	1.0U	1.0U	0.1U	0.1U	0.1U	5	5
Chromium	µg/l	0.19	0.5U	0.67	1.0U	1.47	0.5U	0.5U	0.5U	1.64	1.82	0.5U	1.0U	1.79	0.5U	0.5U	0.7	50	100
Copper	µg/l	1.05	0.90	1.75	1.0U	1.25	0.5U	0.5U	0.5U	0.77	0.61	0.11	1.0U	1.17	0.5U	0.5U	0.5U	640	1,300
Lead	µg/l	0.1U	0.1U	0.854	1.0U	1.0U	0.2U	0.2U	0.2U	0.1U	0.1U	0.1U	1.0U	1.0U	0.2U	0.2U	0.2U	15	15
Manganese	µg/l	67.4	89.7	55	106	98.4	48.6	50.7	105	43.8	15.2	0.69	1.0U	1.72	0.48	1.18	6.0	--	50
Nickel	µg/l	0.41	0.47	8.48	1.19	1.0U	0.25	0.2U	0.2U	1.97	1.81	0.0.22	1.0U	1.0U	0.4	0.36	0.3	--	100
Selenium	µg/l	0.3U	0.5U	0.5U	1.0U	1.0U	1.0U	1.0U	1.0U	0.42	0.5U	0.5U	1.0U	1.0U	0.1U	1.0U	1.0U	80	50
Silver	µg/l	0.1U	0.1U	0.1U	1.0U	1.0U	0.2U	0.2U	0.2U	0.1U	0.1U	0.1U	1.0U	1.0U	0.2U	0.2U	0.2U	80	100
Thallium	µg/l	0.05U	0.1U	0.1U	1.0U	1.0U	0.1U	0.1U	0.1U	0.107	0.1U	0.1U	1.0U	1.0U	0.1U	0.1U	0.1U	--	2
Zinc	µg/l	28.4	57.1	3.46	1.54	1.0U	5.55	5.91	5.0	2.53	3.94	0.5U	1.0U		13	4.12	2.0	4800	5,000
Total Metals																			
Iron	mg/l	0.395	0.909	1.15	1.15	0.823	0.775	0.833	0.868	2.67	0.708	0.03U	0.01U	0.0201	0.03U	0.03U	0.03U	11	0.3
Mercury	mg/l	0.0001U	0.0001U	0.0001U	0.0001U	0.0001U	0.0001U	0.0001U	0.0001U	0.0001U	0.0001U	0.0001U	0.0001U	0.0001U	0.0001U	0.0001U	0.0001U	0.002	0.002

Table 3
Drinking Water Standards

Well Number	Units	MW-8								MW-9								MTCA	DW
Aquifer		Qva								Qc									
Sample Date		2/4/2020	7/7/20	2/1/22	7/29/2022	1/23/2023	7/25/23	2/7/24	9/24/24	12/9/2020	11/18/2021	11/22/2021	7/11/2022	1/23/2023	7/25/2023	2/7/24	9/24/24		
Conventional																			
pH	standard	6.63	6.6	6.6	NT	NT	6.05	6.42	6.8	7.55	7.13	NT	NT	NT	6.55	6.95	7.2	--	
Conductivity	Umhos/cm	220	220	220	268	244	210	210	199	140	130	140	166	153	130	200	127	--	700
Color	Color units	15	5U	20	5.0U	15	5.0U	35	5.0u	5U	20	25	5.0U	20	43	17	20	--	15
Total Cyanide	mg/l	0.005U	0.005U	0.0005U	0.005U	0.005U	0.0005U	0.005U	005U	0.005U	0.005U	0.005U	0.005U	0.005U	0.005U	0.005U	0.005U	0.005	0.2
Total Dissolved Solids	mg/l	150	150	150	133	136	150	130	136	140	140	119	105	92	120	140	92	--	500
Turbidity	NTU	20	1.9	110	27.5	67.2	1.6	9.6	1.4	1.2	4.5	3.6	2.04	2.14	6.2	1.5	1.99	--	
Minerals																			
Chloride	mg/l	4.35	4.42	4.2	3.93	3.78	3.78	4.09	3.86	2.39	4.59	3.19	3.04	2.53	2.5	21.9	5.38	--	250
Fluoride	mg/l	0.05U	0.05U	0.2U	0.1U	0.1U	0.05U	0.05U	0.05U	0.09	0.1	0.114	0.106	0.13	0.06	0.12	0.22	0.96	4
Hardness (CaCO3)	mg/l	92	94	98	93	91.8	94	89	84.6	52	47	41.5	76.5	52.4	50	44	47.9	--	
Sulfate	mg/l	6.01	6.06	6.7	5.83	5.84	5.89	5.72	5.26	1.52	3.3	2.58	1.46	1.36	0.7	0.5	0.49	--	250
Calcium	mg/l	17	18	18	NT	NT	18	16	15.8	9.8	8.7	NT	NT	NT	9.3	8.0	8.81	--	
Magnesium	mg/l	12	12	13	NT	NT	12	12	11	6.6	6.2	NT	NT	NT	6.6	5.6	6.3	--	
Sodium	mg/l	7.59	7.71	10	8.44	8.58	8.25	7.63	7.65	8.33	9.26	8.55	8.47	7.47	7.34	22.7	7.3	--	
Nutrients																			
nitrite	mg/l	0.005U	0.005U	0.1U		0.1U	0.005U	0.005U	0.005U	0.005U	0.005U	0.1U	0.1U	0.1U	0.005U	0.005U	0.01U	1.600	1.0
Nitrate	mg/l	0.787	0.797	0.92		0.78	0.754	0.910	0.904	0.025U	0.025U	0.1U	0.1U	0.1U	0.025U	0.025U	0.05U	2.600	10
Metals																			
Antimony	µg/l	0.3U	0.2U	0.3U	1.0U	1.0U	0.3U	0.3U	0.3U	0.3U	0.3U	1.0U	1.0U	1.0U	0.3U	0.3U	0.3U	6.4	6
Arsenic	µg/l	0.807	0.618	3.1	1.0U	1.53	0.72	0.753	0.563	3.59	1.08	1.0U	1.18	1.23	1.29	1.75	1.332	5.0	10
Barium	µg/l	7.6	4.52	48	11.2	22.4	4.59	7.41	5.544	2.54	4.06	3.81	3.83	3.74	3.47	3.97	3.325	3200	2,000
Beryllium	µg/l	0.05U	0.1U	0.1U	3.0U	0.3U	0.3U	0.3U	0.3U	0.1U	0.1U	0.3U	0.3U	0.3U	0.3U	0.3U	0.3U	32	4
Cadmium	µg/l	0.05U	0.05U	0.05U	1.0U	1.0U	0.1U	0.1U	0.1U	0.05U	0.05U	1.0U	1.0U	1.0U	0.1U	0.1U	0.1U	5	5
Chromium	µg/l	11.4	1.71	9.2	1.67	5.47	0.5U	0.5U	0.717	0.5U	0.5U	1.0U	1.0U	1.41	0.5U	0.5U	0.5U	50	100
Copper	µg/l	1.49	0.25	9.3	1.22	3.69	0.5U	0.5U	0.5U	0.31	0.44	1.0U	1.0U	1.0U	0.5U	0.5U	0.5U	640	1,300
Lead	µg/l	0.1U	0.1U	1.4	1.6U	1.24	0.2U	0.2U	0.2U	0.1U	0.1U	1.0U	1.0U	1.0U	0.2U	0.2U	0.2U	15	15
Manganese	µg/l	28.5	4.06	110	42.5	109	1.31	7.79	7.443	66.9	117	105	117	117	63.7	62.5	144.5	--	50
Nickel	µg/l	7.27	0.92	7.1	2.36	4.62	0.3	0.51	0.2U	0.41	0.32	1.0U	1.0U	1.0U	0.2U	0.2U	0.2U	--	100
Selenium	µg/l	1.46	0.5U	0.3U	0.001U	1.0U	1.0U	1.0U	1.0U	0.5U	0.5U	1.0U	1.0U	1.0U	1.0U	1.0U	1.0U	80	50
Silver	µg/l	0.19	0.1U	18	1.0U	1.0U	0.2U	0.2U	0.2U	0.1U	0.1U	1.0U	1.0U	1.0U	0.2U	0.2U	0.2U	80	100
Thallium	µg/l	0.05U	0.1U	0.1U	1.0U	1.0U	0.1U	0.1U	0.1U	0.1U	0.1U	1.0U	1.0U	1.0U	0.1U	0.1U	0.1U	--	2
Zinc	µg/l	1.87	10.9	13	1.1	5.26	0.54	6.34U	2.879	3.04	6.24	44.2	1.0U	1.14	30.5	4.76	3.868	4800	5,000
Total Metals																			
Iron	mg/l	3.61	0.353	5.9	3.33	3.9	0.058U	0.4U	0.167	0.391	1.41	1.62	1.14	1.62	1.84	1.16	1.64	11	0.3
Mercury	mg/l	0.0001U	0.0001U	0.0001U	0.0001U	0.0001U	0.0001U	0.0002U	0.0001U	0.0001U	0.0001U	0.0001U	0.0001U	0.0001U	0.0001U	0.0002U	0.0001U	0.002	0.002

Notes: The modifier of U indicates that the analyte was not present at the stated detection limit.
C-9 indicates that the Initial analysis within holding time. Confirmatory analysis was past holding time. Original result confirmed
Modifier M2 indicates that the Matrix spike recovery was low; the associated blank spike recovery was acceptable. Potential matrix effect
The value for cyanide for MW-1 for 12/14/2021 is from a re sample, the prior test results had a PQL failure due to matrix effects.
Cyanide sample results for winter quarter 2022/2023 for wells MW-2, MW-3A, MW-6, MW-7, MW-8 and MW-9 are from resampled groundwater tested by AMTEST, prior results from Anatek appear to have had matrix effects
Ph values are estimated due to being measured out side of the holding time. Refer to field pH readings for tests taken within the holding time.

Table 4
Synthetic Organic Compounds (SOCs) Groundwater

Well Number	Units	MW-1									MTCA	DW/RL
Aquifer		Deep										
Sample Date		1/16/2020	6/29/2020	12/4/2020	12/14/2021	7/7/2022	2/7/2023	7/24/2023	2/13/24	9/19/24		
EPA Regulated Analytes												
2,4-D	µg/L	0.1U	0.04M	NT	0.1U	0.1U	0.1U	0.1U	0.1U	0.1U	32	70/0.1
2,4,5-TP (Silvex)	µg/L	0.2U	0.127M	NT	0.2U	0.2U	0.2U	0.1U	0.2U	0.2U	130	50/0.2
Pentachlorophenol	µg/L	0.04U	0.009M	NT	0.04U	0.04U	0.04U	0.04U	0.04U	0.04U	0.22	1/0.4
Dalapon	µg/L	1.0U	0.203M	NT	1.0U	1.0U	1.0U	1.0U	1.0U	1.0U	240	200/1.0
Dinoseb	µg/L	0.2U	0.027M	NT	0.2U	0.2U	0.2U	0.2U	0.2U	0.2U	16	7/0.2
Picloram	µg/L	0.1U	0.031M	NT	0.1U	0.1U	0.1U	0.1U	0.1U	0.1U	1100	500/0.1
EPA Unregulated Analytes												
Dicamba	µg/L	0.2U	0.2M	NT	0.2U	0.2U	0.2U	0.2U	0.2U	0.2U	480	--/0.2
State Unregulated Analytes												
2,4-DB	µg/L	1.0U	0.431M	NT	1.0U	1.0U	1.0U	1.0U	1.0U	1.0U	130	--/1.0
2,4,5-T	µg/L	0.4U	0.0869M	NT	0.4U	0.4U	0.4U	0.4U	0.4U	0.4U	--	--/0.4
Bentazon	µg/L	0.5U	0.089M	NT	0.5U	0.5U	0.5U	0.5U	0.5U	0.5U	480	--/0.5
Dichlorprop	µg/L	0.5U	0.016M	NT	0.5U	0.5U	0.5U	0.5U	0.5U	0.5U		--/0.5
Acifluorofen	µg/L	2.0U	0.219M	NT	1.0U	1.0U	1.0U	1.0U	1.0U	1.0U		--/2.0
DCPA (Acid Metabolites)	µg/L	0.1U	0.02M	NT	0.1U	0.02U	0.02U	0.02U	NT	NT		--/0.1
3,5-Dichlorobenzoic Acid	µg/L	0.5U	0.111M	NT	0.5U	0.5U	0.5U	0.5U	0.5U	05U		--/0.5
State Regulated Analytes												
Chloramben	µg/L	0.2U	0.145M	NT	0.2U	0.2U	0.2U	NT	0.2U	0.2U	240	
EPA Regulated Analyte												
Endrin	µg/L	0.01U	0.0093M	0.0048U	0.2U	0.01U	0.01U	0.01U	0.01U	0.01U	4.8	2.0/0.01
Lindane (BHC-gamma)	µg/L	0.02U	0.0152M	NT	0.02U	0.02U	0.02U	0.02U	0.02U	0.02U	0.08	0.2/0.02
Methoxychlor	µg/L	0.1U	0.0078M	0.0095U	0.1U	0.1U	0.1U	0.1U	0.1U	0.1U	80	40/0.1
Toxaphene	µg/L	1.0U	0.12M	0.048U	1.0U	1.0U	1.0U	1.0U	1.0U	1.0U	0.08	3/1.0
Alachlor	µg/L	0.2U	0.009M	NT	0.2U	0.2U	0.2U	0.2U	0.2U	0.2U	160	2/0.2
Atrazine	µg/L	0.1U	0.0133M	NT	0.1U	0.1U	0.1U	0.1U	0.1U	0.1U	0.38	3/0.1
Benzo(a)pyrene	µg/L	0.02U	0.01M	NT	0.02U	0.02U	0.02U	0.02U	0.02U	0.02U	0.023	0.2/0.02
Chlordane (Total)	µg/L	0.2U	0.0288M	NT	0.2U	0.2U	0.2U	0.2U	0.2U	0.2U	0.25	2/0.2
Di(ethylhexyl)adipate	µg/L	0.6U	0.016M	NT	0.6U	0.6U	0.5U	0.5U	NT	NT		400/0.6
Di(ethylhexyl)phthalate	µg/L	4.32B1, N1	0.0994M	NT	0.128	0.6U	0.5U	0.5U	NT	NT	73	6/0.6
Heptachlor	µg/L	0.04U	0.0034M	0.0048U	0.04U	0.04U	0.04U	0.04U	0.04U	0.04U	0.02	0.4/0.04
Heptachlor Epoxide	µg/L	0.02U	0.0036M	0.0029U	0.02U	0.02U	0.02U	0.02U	0.02U	0.02U	0.0048	0.2/0.02
Hexachlorobenzene	µg/L	0.1U	0.0066M	NT	0.1U	0.1U	0.1U	0.1U	0.1U	0.1U	0.055	1/0.1
Hexachlorocyclopentadiene	µg/L	0.1U	0.011M	NT	0.1U	0.1U	0.1U	0.1U	0.1U	0.1U	48	50/0.1
Simazine	µg/L	0.2U	0.0174M	NT	0.07U	0.07U	0.07U	0.07U	0.07U	0.07U	0.73	4/0.07
PCB (As Total Arochlors)	µg/L	0.2U	0.095M	NT	0.5U	0.5U	0.5U	0.5U	0.5U	0.5U	0.044	0.5

Table 4 (continued)
Synthetic Organic Compounds (SOCs) Groundwater

Well Number	Units	MW-1									MTCA	DW/RL
Aquifer		Deep										
Sample Date		**1/17/2020**	**6/29/2020**	**12/4/2020**	**12/14/2022**	**7/7/2022**	**2/3/2023**	**7/24/2023**	**2/13/24**	**9/19/24**		
EPA Unregulated Analyte												
Aldrin	µg/L	0.1U	0.0128M	0.0019U	0.1U	0.1U	0.1U	0.1U	0.1U	0.1U	0.0026	--/0.1
Butachlor	µg/L	0.1U	0.0409M	NT	0.1U	0.1U	0.1U	0.1U	0.1U	0.1U	--	--/0.1
Dieldrin	µg/L	0.1U	0.006M	0.0048U	0.1U	0.1U	0.1U	0.1U	0.1U	0.1U	0.0055	--0.1
Metolachlor	µg/L	0.1U	0.0049M	NT	0.1U	0.1U	0.1U	0.1U	0.1U	0.1U	2400	--/0.1
Metribuzin	µg/L	0.1U	0.0214M	NT	0.1U	0.1U	0.1U	0.1U	0.1U	0.1U	400	--/0.1
Propachlor	µg/L	0.1U	0.0077M	NT	0.1U	0.1U	01U	0.1U	0.1U	0.1U	210	--0.1
Fluorene	µg/L	0.2U	0.0077M	NT	0.2U	0.2U	0.2U	0.2U	0.2U	0.2U	640	--/0.2
Aroclor 1221	µg/L	20U	0.5M	NT	20U	20U	20U	20.0U	20U	20U	0.044	--/20
Aroclor 1232	µg/L	0.5U	0.1M	NT	0.5U	0.5U	0.5U	0.5U	0.1U	0.5U	0.044	--/0.5
Aroclor 1242	µg/L	0.3U	0.1M	NT	0.3U	0.3U	0.3U	0.3U	0.3U	0.3U	0.044	--/0.3
Aroclor 1248	µg/L	0.1U	0.1M	NT	0.1U	0.1U	0.1U	0.1U	0.1U	0.1U	0.044	--/0.1
Aroclor 1254	µg/L	0.1U	0.1M	NT	0.1U	0.1U	0.1U	0.1U	0.1U	0.1U	0.044	--/0.1
Aroclor 1260	µg/L	0.2U	0.0411M	NT	0.2U	0.2U	0.2U	0.2U	0.2U	0.2U	0.044	--/0.2
Aroclor 1016	µg/L	0.08U	0.0497M	NT	0.08U	0.08U	0.08U	0.08U	0.02U	0.08U	0.044	--/0.08
State Unregulated Analyte												
Bromacil	µg/L	0.1U	0.0209M	NT	0.1U	0.1U	0.1U	0.1U	0.1U	0.1U	--	
Prometon	µg/L	0.2U	0.0299M	NT	0.2U	0.2U	0.2U	NT	0.2U	0.2U	240	
Terbacil	µg/L	0.1U	0.0644M	NT	0.1U	0.1U	0.1U	0.1U	0.1U	0.1U	210	--/0.1
Diazinon	µg/L	0.2U	0.0172	NT	0.2U	0.2U	0.2U	NT	0.2U	0.2U	11	
EPTC	µg/L	0.1U	0.0095M	NT	0.1U	0.1U	0.1U	0.1U	0.1U	0.1U	--	
4,4-DDD	µg/L	0.1U	0.0037M	0.0048U	0.1U	0.1U	0.1U	0.1U	0.1U	0.1U	0.36	--/0.1
4,4-DDE	µg/L	0.1U	0.004M	0.0048U	0.1U	0.1U	0.1U	0.1U	0.1U	0.1U	0.26	--/0.1
4,4-DDT	µg/L	0.1U	0.008M	0.0048U	0.1U	0.1U	0.1U	0.1U	0.1U	0.1U	0.26	--/0.1
Cyanizine	µg/L	0.2U	0.0219M	NT	0.2U	0.2U	0.2U	NT	0.2U	0.2U	120	--/0.1
Malathion	µg/L	0.2U	0.1M	NT	0.2U	0.2U	0.2U	NT	0.2U	0.2U	320	
Trifluralin	µg/L	0.1U	0.0112M	NT	0.1U	0.1U	0.1U	0.1U	0.1U	0.2U	11	--/0.1
Acenaphthylene	µg/L	0.2U	0.0047M	NT	0.2U	0.2U	0.2U	0.2U	0.2U	0.2U	NP	--/0.2
Acenaphthene	µg/L	0.2U	0.1M	NT	0.2U	0.2U	0.2U	NT	0.2U	0.2U	960	
Anthracene	µg/L	0.2U	0.0183M	NT	0.2U	0.2U	0.2U	0.2U	0.2U	0.2U	4800	--/0.2
Benzo(a)anthracene	µg/L	0.2U	0.0066M	NT	0.2U	0.2U	0.2U	0.2U	0.2U	0.2U	--	--/0.2
Benzo(b)fluoranthene	µg/L	0.2U	0.0112	NT	0.2U	0.2U	0.2U	0.2U	0.2U	0.2U	--	--/0.2
Benzo(g,h,i)perylene	µg/L	0.2U	0.009M	NT	0.2U	0.2U	0.2U	NT	0.2U	0.2U	--	
Benzo(k)fluoranthene	µg/L	0.2U	0.0136M	NT	0.2U	0.2U	0.2U	0.2U	0.2U	0.2U	--	--/0.2
Chrysene	µg/L	0.2U	0.0073M	NT	0.2U	0.2U	0.2U	0.2U	0.2U	0.2U	--	--/0.2
Dibenz(a,h)anthracene	µg/L	0.2U	0.0117M	NT	0.2U	0.2U	0.2U	NT	0.2U	0.2U	--	
Indeno(1,2,3-cd)pyrene	µg/L	0.2U	0.0092M	NT	0.2U	0.2U	0.2U	NT	0.2U	0.2U	--	
Naphthalene	µg/L	NT	0.00836	NT	1.0U	NT	NT	0.2U	NT	NT	160	

Table 4 (continued)
Synthetic Organic Compounds (SOCs) Groundwater

Well Number	Units	MW-1									MTCA	DW/RL
Aquifer		Deep										
Sample Date		1/17/2020	6/29/2020	12/4/2020	12/14/2021	7/7/2022	2/3/2023	7/24/2023	2/13/24	9/19/24		
EPA Unregulated Analyte												
Phenanthrene	µg/L	0.2U	0.006M	NT	0.2U	0.2U	0.2U	0.2U	0.2U	0.2U		--/0.2
Pyrene	µg/L	0.2U	0.009M	NT	0.2U	0.2U	0.2U	0.2U	0.2U	0.2U	480	--/0.2
Benzyl butyl phthalate	µg/L	0.1U	0.0145M	NT	1.0U	1.0U	1.0U	1.0U	1.0U	1.0U		--/1.0
Di-n-butyl phthalate	µg/L	0.1U	0.122	NT	0.336	0.101	1.0U	1.0U	1.0U	0.0504		--/1.0
Diethyl phthalate	µg/L	0.1U	0.0335	NT	1.0U	1.0U	1.0U	1.0U	1.0U	1.0U	1300	--/1.0
Dimethyl phthalate	µg/L	0.1U	0.0093M	NT	1.9U	1.0U	1.0U	1.0U	1.0U	0.0969		--/1.0
Other Unregulated Chemicals												
Molinate	µg/L	0.1U	0.1M	NT	0.1U	0.1U	0.1U	0.1U	0.1U	0.1U	32	--/0.1
Endosulfan II	µg/L	NT	NT	NT	0.1U	0.1U	0.1U	NT	0.1U	0.1U	96	
Endosulfan Sulfate	µg/L	NT	NT	NT	0.1U	0.1U	0.1U	NT	0.1U	0.1U	96	
Endrin Aldehyde	µg/L	NT	NT	NT	0.1U	0.1U	0.1U	NT	0.1U	0.1U		
Endrin Ketone	µg/L	NT	NT	NT	0.1U	0.1U	0.1U	NT	0.1U	0.1U		
alpha-BHC	µg/L	NT	NT	NT	0.2U	0.1U	0.1U	NT	0.1U	0.1U		
cis-chlordane	µg/L	NT	NT	NT	0.1U	0.1U	0.1U	NT	NT	NT		
delta-BHC	µg/L	NT	NT	NT	0.2U	0.2U	0.1U	NT	0.1U	0.1U	0.014	
MCPA	µg/L	NT	NT	NT	0.2U	0.2U	0.2U	NT	0.1U	0.2U		
Ethyl Parathion	µg/L	NT	NT	NT	0.2U	0.2U	0.2U	NT	0.2U	0.2U		
Parathion ethyl	µg/L	NT	NT	NT	0.2U	0.2U	0.2U	NT	0.2U	0.2U		
Flouranthene	µg/L	NT	NT	NT	0.2U	0.2U	0.2U	NT	0.2U	0.2U	640	
Pendimethalin	µg/L	NT	NT	NT	0.2U	0.2U	0.2U	NT	0.2U	0.2U	4800	
Permethrin	µg/L	NT	NT	NT	0.2U	0.2U	0.2U	NT	0.2U	0.2U	800	
trans-Chlordane	µg/L	NT	NT	NT	0.2U	0.2U	0.2U	NT	NT	NT		
trans-Nonachlor	µg/L	NT	NT	NT	0.2U	0.2U	0.2U	NT	NT	NT	48	
Triadmefon	µg/L	NT	NT	NT	0.2U	0.2U	0.2U	NT	0.2U	0.2U		
Dacthal	µg/L	NT	NT	NT	NT	NT	NT	NT	0.02U	0.02U	(70)	
Carbamate												
Carbofuran	µg/L	NT	NT	NT	0.9U	0.9U	0.9U	0.9U	0.9U	0.9U	80	40/0.9
Oxamyl	µg/L	NT	NT	NT	2.0U	2.0U	2.0U	2.0U	2.0U	2.0U	400	200/2
Aldicarb	µg/L	NT	NT	NT	0.5U	0.5U	0.5U	0.5U	0.5U	0.5U	16	3/0.5
Aldicarb sulfone	µg/L	NT	NT	NT	0.8U	0.8U	0.8U	0.8U	0.8U	0.8U	16	2/0.8
Aldicarb sulfoxide	µg/L	NT	NT	NT	0.5U	0.5U	0.5U	0.5U	0.5U	0.5U		4/0.5
Carbaryl	µg/L	NT	NT	NT	2.0U	2.0U	2.0U	2.0U	2.0U	2.0U	1600	-/2
Methomyl	µg/L	NT	NT	NT	4.0U	4.0U	4.0U	4.0U	4.0U	4.0U	400	-/4

Table 4
Synthetic Organic Compounds (SOCs) Groundwater

Well Number	Units	MW-2									MTCA	DW/RL
Aquifer		Qc										
Sample Date		1/17/2020	6/30/2020	12/4/2020	12/1/2021	7/6/2022	1/23/2023	7/24/2023	3/5/24	9/19/24		
EPA Regulated Analytes												
2,4-D	µg/L	0.1U	0.04M	NT	0.1U	0.1U	0.1U	0.389	0.1U	0.1U	32	70/0.1
2,4,5-TP (Silvex)	µg/L	0.2U	0.127M	NT	0.2U	0.2U	0.2U	0.2U	0.2U	0.2U	130	50/0.2
Pentachlorophenol	µg/L	0.04U	0.009M	NT	0.04U	0.04U	0.04U	NT	0.04U	0.04U	0.22	1/0.4
Dalapon	µg/L	1.OU	0.02M	NT	1.0U	1.0U	1.0U	NT	1.0U	1.0U	240	200/1.0
Dinoseb	µg/L	0.2U	0.027M	NT	0.2U	0.2U	0.2U	0.2U	0.2U	0.2U	16	7/0.2
Picloram	µg/L	0.1U	0.031M	NT	0.1U	0.1U	0.1U	0.1U	0.1U	0.1U	1100	500/0.1
EPA Unregulated Analytes												
Dicamba	µg/L	0.2U	0.02M	NT	0.2U	0.2U	0.2U	0.2U	0.2U	0.2U	480	--/0.2
State Unregulated Analytes												
2,4-DB	µg/L	1.0U	0.431M	NT	1.0U	1.0U	1.0U	1.0U	1.0U	1.0U	130	--/1.0
2,4,5-T	µg/L	0.4U	0.089M	NT	0.4U	0.4U	0.4U	0.4U	0.4U	0.4U	--	--/0.4
Bentazon	µg/L	0.5U	0.089M	NT	0.5U	0.5U	0.5U	0.5U	0.5U	0.5U	480	--/0.5
Dichlorprop	µg/L	0.5U	0.106M	NT	0.5U	0.5U	0.5U	0.5U	0.5U	0.5U		--/0.5
Acifluorofen	µg/L	2.0U	0.219M	NT	1.0U	1.0U	1.0U	1.0U	1.0U	1.0U		--/2.0
DCPA (Acid Metabolites)	µg/L	0.1U	0.02M	NT	0.1U	0.02U	NT	0.02U	NT	NT		--/0.1
3,5-Dichlorobenzoic Acid	µg/L	0.5U	0.111U	NT	0.5U	0.5U	0.5U	0.5U	0.5U	05U		--/0.5
State Regulated Analytes												
Chloramben	µg/L	0.2U	0.145	NT	0.2U	0.2U	0.2U	NT	0.2U	0.2U	240	
EPA Regulated Analyte												
Endrin	µg/L	0.01U	0.0046M	0.0048U	0.2U	0.01U	0.01U	0.01U	0.01U	0.01U	4.8	2.0/0.01
Lindane (BHC-gamma)	µg/L	0.02U	0.003M	NT	0.04U	0.02U	0.04U	0.02U	0.02U	0.02U	0.08	0.2/0.02
Methoxychlor	µg/L	0.1U	0.0078M	0.0095U	0.2U	0.1U	0.2U	0.1U	0.1U	0.1U	80	40/0.1
Toxaphene	µg/L	1.0U	0.12M	0.048U	1.0U	1.0U	1.0U	1.0U	1.0U	1.0U	0.08	3/1.0
Alachlor	µg/L	0.2U	NT	NT	0.2U	0.2U	0.2U	0.2U	0.2U	0.2U	160	2/0.2
Atrazine	µg/L	0.1U	0.013M	NT	0.1U	0.1U	0.1U	0.1U	0.1U	0.1U	0.38	3/0.1
Benzo(a)pyrene	µg/L	0.02U	0.01M	NT	0.02U	0.02U	0.02U	0.02U	0.02U	0.02U	0.023	0.2/0.02
Chlordane (Total)	µg/L	0.2U	0.028M	NT	0.2U	0.2U	0.2U	0.2U	0.2U	0.2U	0.25	2/0.2
Di(ethylhexyl)adipate	µg/L	0.6U	0.016M	NT	0.6U	0.6U	0.6U	0.6U	NT	NT	73	400/0.6
Di(ethylhexyl)phthalate	µg/L	4.58 B1, N1	0.0994M	NT	0.6U	0.6U	0.6U	0.6U	NT	NT		
Heptachlor	µg/L	0.04U	0.0147M	0.0048U	0.04U	0.04U	0.04U	0.04U	0.04U	0.04U	0.02	0.4/0.04
Heptachlor Epoxide	µg/L	0.02U	0.0165M	0.0029U	0.02U	0.02U	0.02U	0.02U	0.02U	0.02U	0.0048	0.2/0.02
Hexachlorobenzene	µg/L	0.1U	0.0066M	NT	0.1U	0.1U	0.1U	0.1U	0.1U	0.1U	0.055	1/0.1
Hexachlorocyclopentadiene	µg/L	0.1U	0.011M	NT	0.1U	0.1U	0.1U	0.1U	0.1U	0.1U	48	50/0.1
Simazine	µg/L	0.2U	0.0174M	NT	0.07U	0.07U	0.07U	0.07U	0.07U	0.07U	0.73	4/0.07
PCB (As Total Arochlors)	µg/L	0.2U	0.095M	NT	0.5U	0.5U	0.5U	0.5U	0.5U	0.5U	0.044	0.5

Table 4 (continued)
Synthetic Organic Compounds (SOCs) Groundwater

Well Number	Units	MW-2									MTCA	DW/RL
Aquifer		Qc										
Sample Date		1/17/2020	6/30/2020	12/4/2020	12/1/2021	7/6/2022	1/23/2023	7/24/2023	3/5/24	9/19/24		
EPA Unregulated Analyte												
Aldrin	µg/L	0.1U	0.0128M	0.0019U	0.1U	0.1U	0.1U	0.1U	0.1U	0.1U	0.0026	--/0.1
Butachlor	µg/L	0.1U	0.0409M	NT	0.1U	0.1U	0.1U	0.1U	0.1U	0.1U	--	--/0.1
Dieldrin	µg/L	0.1U	0.006M	0.0048U	0.1U	0.1U	0.1U	0.1U	0.1U	0.1U	0.0055	--0.1
Metolachlor	µg/L	0.1U	0.0049M	NT	0.1U	0.1U	0.1U	0.1U	0.1U	0.1U	2400	--/0.1
Metribuzin	µg/L	0.1U	0.0214M	NT	0.1U	0.1U	0.1U	0.1U	0.1U	0.1U	400	--/0.1
Propachlor	µg/L	0.1U	0.0077M	NT	0.1U	0.1U	01U	01U	0.1U	0.1U	210	--0.1
Fluorene	µg/L	0.2U	0.0077M	NT	0.2U	0.2U	0.2U	0.2U	0.2U	0.2U	640	--/0.2
Aroclor 1221	µg/L	20U	0.5M	NT	20U	20U	20U	20U	20.0U	20U	0.044	--/20
Aroclor 1232	µg/L	0.5U	0.1M	NT	0.5U	0.5U	0.5U	0.5U	0.5U	0.5U	0.044	--/0.5
Aroclor 1242	µg/L	0.3U	0.1M	NT	0.3U	0.3U	0.3U	0.3U	0.3U	0.3U	0.044	--/0.3
Aroclor 1248	µg/L	0.1U	0.1M	NT	0.1U	0.1U	0.1U	0.1U	0.1U	0.1U	0.044	--/0.1
Aroclor 1254	µg/L	0.1U	0.1M	NT	0.1U	0.1U	0.1U	0.1U	0.1U	0.1U	0.044	--/0.1
Aroclor 1260	µg/L	0.2U	0.0411M	NT	0.2U	0.2U	0.2U	0.2U	0.2U	0.2U	0.044	--/0.2
Aroclor 1016	µg/L	0.08U	0.0497M	NT	0.08U	0.08U	0.08U	0.08U	0.08U	0.08U	0.044	--/0.08
State Unregulated Analyte												
Bromacil	µg/L	0.1U	0.0209M	NT	0.1U	0.1U	0.1U	0.1U	0.1U	0.1U	--	
Prometon	µg/L	0.2U	0.0299M	NT	0.2U	0.2U	0.2U	NT	0.2U	0.2U	240	
Terbacil	µg/L	0.1U	0.0644M	NT	0.1U	0.1U	0.1U	0.1U	0.1U	0.1U	210	--/0.1
Diazinon	µg/L	0.2U	0.0172	NT	0.2U	0.2U	0.2U	NT	0.2U	0.2U	11	
EPTC	µg/L	0.1U	0.0095M	NT	0.1U	0.1U	0.1U	0.1U	0.1U	0.1U	--	
4,4-DDD	µg/L	0.1U	0.0037M	0.0048U	0.1U	0.1U	0.1U	0.1U	0.1U	0.1U	0.36	--/0.1
4,4-DDE	µg/L	0.1U	0.004M	0.0048U	0.1U	0.1U	0.1U	0.1U	0.1U	0.1U	0.26	--/0.1
4,4-DDT	µg/L	0.1U	0.008M	0.0048U	0.1U	0.1U	0.1U	0.1U	0.1U	0.1U	0.26	--/0.1
Cyanizine	µg/L	0.2U	0.0219M	NT	0.2U	0.2U	0.2U	NT	0.2U	0.2U	120	--/0.1
Malathion	µg/L	0.2U	0.1M	NT	0.2U	0.2U	0.2U	NT	0.2U	0.2U	320	
Trifluralin	µg/L	0.1U	0.0112M	NT	0.1U	0.1U	0.1U	0.1U	0.1U	0.2U	11	--/0.1
Acenaphthylene	µg/L	0.2U	0.0047M	NT	0.2U	0.2U	0.2U	0.2U	0.2U	0.2U	NP	--/0.2
Acenaphthene	µg/L	0.2U	0.1M	NT	0.2U	0.2U	0.2U	NT	0.2U	0.2U	960	
Anthracene	µg/L	0.2U	0.0183M	NT	0.2U	0.2U	0.2U	0.2U	0.2U	0.2U	4800	--/0.2
Benzo(a)anthracene	µg/L	0.2U	0.0066M	NT	0.2U	0.2U	0.2U	0.2U	0.2U	0.2U	--	--/0.2
Benzo(b)fluoranthene	µg/L	0.2U	0.0112M	NT	0.2U	0.2U	0.2U	0.2U	0.2U	0.2U	--	--/0.2
Benzo(g,h,i)perylene	µg/L	0.2U	0.009M	NT	0.2U	0.2U	0.2U	NT	0.2U	0.2U	--	
Benzo(k)fluoranthene	µg/L	0.2U	0.0136M	NT	0.2U	0.2U	0.2U	0.2U	0.2U	0.2U	--	--/0.2
Chrysene	µg/L	0.2U	0.0073M	NT	0.0289	0.2U	0.2U	0.2U	0.2U	0.2U	--	--/0.2
Dibenz(a,h)anthracene	µg/L	0.2U	0.0117M	NT	0.2U	0.2U	0.2U	NT	0.2U	0.2U	--	
Indeno(1,2,3-cd)pyrene	µg/L	0.2U	0.0092M	NT	0.2U	0.2U	0.2U	NT	0.2U	0.2U	--	
Naphthalene	µg/L	NT	NT	NT	1.0U	NT	NT	0.2U	NT	NT	160	

Table 4 (continued)
Synthetic Organic Compounds (SOCs) Groundwater

Well Number	Units	MW-2									MTCA	DW/RL
Aquifer		Qc										
Sample Date		1/17/2020	6/30/2020	12/4/2020	12/1/2021	7/6/2022	1/23/2023	7/24/2023	3/5/24	9/19/24		
EPA Unregulated Analyte												
Phenanthrene	µg/L	0.2U	0.006M	NT	0.2U	0.2U	0.2U	0.2U	0.2U	0.2U		--/0.2
Pyrene	µg/L	0.2U	0.009M	NT	0.2U	0.2U	0.2U	0.2U	0.2U	0.2U	480	--/0.2
Benzyl butyl phthalate	µg/L	0.1U	0.0145M	NT	1.0U	1.0U	1.0U	1.0U	1.0U	1.0U		--/1.0
Di-n-butyl phthalate	µg/L	0.1U	0.0316	NT	1.0U	1.0U	1.0U	1.0U	0.181	1.0U	1600	--/1.0
Diethyl phthalate	µg/L	0.1U	0.0287	NT	1.0U	1.0U	1.0U	1.0U	0.0716	1.0U	1300	--/1.0
Dimethyl phthalate	µg/L	0.1U	0.0093M	NT	1.0U	1.0U	1.0U	1.0U	0.035U	0.152		--/1.0
Other Unregulated Chemicals												
Molinate	µg/L	0.1U		NT	0.1U	0.1U	0.1U	0.1U	0.1U	0.1U	32	--/0.1
Endosulfan II	µg/L	NT	NT	NT	0.1U	0.1U	0.1U	NT	0.1U	0.1U	96	
Endosulfan Sulfate	µg/L	NT	NT	NT	0.1U	0.1U	0.1U	NT	0.1U	0.1U	96	
Endrin Aldehyde	µg/L	NT	NT	NT	0.1U	0.1U	0.1U	NT	0.1U	0.1U		
Endrin Ketone	µg/L	NT	NT	NT	0.1U	0.1U	0.1U	NT	0.1U	0.1U		
alpha-BHC	µg/L	NT	NT	NT	0.2U	0.1U	0.1U	NT	0.1U	0.1U		
cis-chlordane	µg/L	NT	NT	NT	0.1U	0.1U	0.1U	NT	NT	NT		
delta-BHC	µg/L	NT	NT	NT	0.2U	0.2U	0.1U	NT	0.1U	0.1U	0.014	
MCPA	µg/L	NT	NT	NT	0.2U	0.2U	0.2U	NT	0.2U	0.2U		
Ethyl Parathion	µg/L	NT	NT	NT	0.2U	0.2U	0.2U	NT	0.2U	0.2U		
Parathion ethyl	µg/L	NT	NT	NT	0.2U	0.2U	0.2U	NT	0.2U	0.2U		
Flouranthene	µg/L	NT	NT	NT	0.2U	0.2U	0.2U	NT	0.2U	0.2U	640	
Pendimethalin	µg/L	NT	NT	NT	0.2U	0.2U	0.2U	NT	0.2U	0.2U	4800	
Permethrin	µg/L	NT	NT	NT	0.2U	0.2U	0.2U	NT	0.2U	0.2U	800	
trans-Chlordane	µg/L	NT	NT	NT	0.2U	0.2U	0.2U	NT	NT	NT		
trans-Nonachlor	µg/L	NT	NT	NT	0.2U	0.2U	0.2U	NT	NT	NT	48	
Triadmefon	µg/L	NT	NT	NT	0.2U	0.2U	0.2U	NT	NT	0.2U		
Dacthal	µg/L	NT	NT	NT	NT	NT	0.02U	NT	0.02U	0.02U	(70)	
Carbamate												
Carbofuran	µg/L	NT	NT	NT	0.9U	0.9U	0.9U	0.9U	0.9U	0.9U	80	40/0.9
Oxamyl	µg/L	NT	NT	NT	2.0U	2.0U	2.0U	2.0U	2.0U	2.0U	400	200/2
Aldicarb	µg/L	NT	NT	NT	0.5U	0.5U	0.5U	0.5U	0.5U	0.5U	16	3/0.5
Aldicarb sulfone	µg/L	NT	NT	NT	0.8U	0.8U	0.8U	0.8U	0.8U	0.8U	16	2/0.8
Aldicarb sulfoxide	µg/L	NT	NT	NT	0.5U	0.5U	0.5U	0.5U	0.5U	0.5U		4/0.5
Carbaryl	µg/L	NT	NT	NT	2.0U	2.0U	2.0U	2.0U	2.0U	2.0U	1600	-/2
Methomyl	µg/L	NT	NT	NT	4.0U	4.0U	4.0U	4.0U	4.0U	4.0U	400	-/4

Table 4
Synthetic Organic Compounds (SOCs) Groundwater

Well Number	Units	MW-3A								MTCA	DW/RL
Aquifer		Qva									
Sample Date		7/7/20	12/4/2020	12/1/2021	7/6/222	1/23/2023	7/24/2023	2/13/24	9/19/24		
EPA Regulated Analytes											
2,4-D	µg/L	0.04M	NT	0.1U	0.1U	0.1U	0.1U	0.1U	0.1U	32	70/0.1
2,4,5-TP (Silvex)	µg/L	0.127M	NT	0.2U	0.2U	0.2U	0.2U	0.2U	0.2U	130	50/0.2
Pentachlorophenol	µg/L	0.009M	NT	0.04U	0.04U	0.04U	0.04U	0.4U	0.04U	0.22	1/0.4
Dalapon	µg/L	0.203M	NT	1.0U	1.0U	1.0U	1.0U	1.0U	1.0U	240	200/1.0
Dinoseb	µg/L	0.027M	NT	0.2U	0.2U	0.2U	0.2U	0.2U	0.2U	16	7/0.2
Picloram	µg/L	0.031M	NT	0.1U	0.1U	0.1U	0.1U	0.1U	0.1U	1100	500/0.1
EPA Unregulated Analytes											
Dicamba	µg/L	0.02M	NT	0.2U	0.2U	0.2U	0.2U	0.2U	0.2U	480	--/0.2
State Unregulated Analytes											
2,4-DB	µg/L	0.431M	NT	1.0U	1.0U	1.0U	1.0U	1.0U	1.0U	130	--/1.0
2,4,5-T	µg/L	0.089M	NT	0.4U	0.4U	0.4U	0.4U	0.4U	0.4U	--	--/0.4
Bentazon	µg/L	0.089M	NT	0.5U	0.5U	0.5U	0.5U	0.5U	0.5U	480	--/0.5
Dichlorprop	µg/L	0.106M	NT	0.5U	0.5U	0.5U	0.5U	0.5U	0.5U		--/0.5
Acifluorofen	µg/L	0.219M	NT	1.0U	1.0U	1.0U	1.0U	1.0U	1.0U		--/2.0
DCPA (Acid Metabolites)	µg/L	0.02M	NT	0.1U	0.02U	0.02U	0.02U	NT	NT		--/0.1
3,5-Dichlorobenzoic Acid	µg/L	0.111M	NT	0.5U	0.5U	0.5U	0.5U	0.5U	05U		--/0.5
State Regulated Analytes											
Chloramben	µg/L	0.145M	NT	0.2U	0.2U	0.2U	NT	0.2U	0.2U	240	
EPA Regulated Analyte											
Endrin	µg/L	0.0046M	0.0048U	0.2U	0.01U	0.01U	0.01U	0.01U	0.01U	4.8	2.0/0.01
Lindane (BHC-gamma)	µg/L	0.003M	NT	0.04U	0.02U	0.04U	0.02U	0.02U	0.02U	0.08	0.2/0.02
Methoxychlor	µg/L	0.0078M	0.0095U	0.2U	0.1U	0.2U	0.1U	0.1U	0.1U	80	40/0.1
Toxaphene	µg/L	0.12M	0.048U	1.0U	1.0U	1.0U	1.0U	1.0U	1.0U	0.08	3/1.0
Alachlor	µg/L	0.0264	NT	0.2U	0.2U	0.2U	0.2U	0.2U	0.2U	160	2/0.2
Atrazine	µg/L	0.0133M	NT	0.1U	0.1U	0.1U	0.1U	0.1U	0.1U	0.38	3/0.1
Benzo(a)pyrene	µg/L	0.01M	NT	0.02U	0.02U	0.02U	0.02U	0.02U	0.02U	0.023	0.2/0.02
Chlordane (Total)	µg/L	0.0288M	NT	0.2U	0.2U	0.2U	0.2U	0.2U	0.2U	0.25	2/0.2
Di(ethylhexyl)adipate	µg/L	0.016M	NT	0.6U	0.6U	0.6U	0.6U	NT	NT		400/0.6
Di(ethylhexyl)phthalate	µg/L	0.0994M	NT	0.6U	0.6U	0.6U	0.6U	NT	NT	73	6/0.6
Heptachlor	µg/L	0.0034M	0.0048U	0.04U	0.04U	0.04U	0.04U	0.04U	0.04U	0.02	0.4/0.04
Heptachlor Epoxide	µg/L	0.0036M	0.0029U	0.02U	0.02U	0.02U	0.02U	0.02U	0.02U	0.0048	0.2/0.02
Hexachlorobenzene	µg/L	0.0066M	NT	0.1U	0.1U	0.1U	0.1U	0.1U	0.1U	0.055	1/0.1
Hexachlorocyclopentadiene	µg/L	0.011M	NT	0.1U	0.1U	0.1U	0.1U	0.1U	0.1U	48	50/0.1
Simazine	µg/L	0.0174M	NT	0.07U	0.07U	0.07U	0.07U	0.07U	0.07U	0.73	4/0.07
PCB (As Total Arochlors)	µg/L	0.095M	NT	0.5U	0.5U	0.5U	0.5U	0.5U	0.5U	0.044	0.5

Table 4 (continued)
Synthetic Organic Compounds (SOCs) Groundwater

Well Number	Units	MW-3A								MTCA	DW/RL
Aquifer		Qva									
Sample Date		**7/7/2020**	**12/4/2020**	**12/1/2021**	**7/6/2022**	**1/23/2023**	**7/24/2023**	**2/13/24**	**9/19/24**		
EPA Unregulated Analyte											
Aldrin	µg/L	0.0264M	0.0019U	0.1U	0.1U	0.1U	0.1U	0.1U	0.1U	0.0026	--/0.1
Butachlor	µg/L	0.0409M	NT	0.1U	0.1U	0.1U	0.1U	0.1U	0.1U	--	--/0.1
Dieldrin	µg/L	0.006M	0.0048U	0.1U	0.1U	0.1U	0.1U	0.1U	0.1U	0.0055	--0.1
Metolachlor	µg/L	0.0049M	NT	0.1U	0.1U	0.1U	0.1U	0.1U	0.1U	2400	--/0.1
Metribuzin	µg/L	0.0214M	NT	0.1U	0.1U	0.1U	0.1U	0.1U	0.1U	400	--/0.1
Propachlor	µg/L	0.0077M	NT	0.1U	0.1U	01U	01U	0.1U	0.1U	210	--0.1
Fluorene	µg/L	0.0077M	NT	0.2U	0.2U	0.2U	0.2U	0.2U	0.2U	640	--/0.2
Aroclor 1221	µg/L	0.5M	NT	20U	20U	20U	20U	20U	20U	0.044	--/20
Aroclor 1232	µg/L	0.1M	NT	0.5U	0.5U	0.5U	0.5U	0.1U	0.5U	0.044	--/0.5
Aroclor 1242	µg/L	0.1M	NT	0.3U	0.3U	0.3U	0.3U	0.3U	0.3U	0.044	--/0.3
Aroclor 1248	µg/L	0.1M	NT	0.1U	0.1U	0.1U	0.1U	0.1U	0.1U	0.044	--/0.1
Aroclor 1254	µg/L	0.1M	NT	0.1U	0.1U	0.1U	0.1U	0.1U	0.1U	0.044	--/0.1
Aroclor 1260	µg/L	0.041M	NT	0.2U	0.2U	0.2U	0.2U	0.2U	0.2U	0.044	--/0.2
Aroclor 1016	µg/L	0.0497M	NT	0.08U	0.08U	0.08U	0.08U	0.02U	0.08U	0.044	--/0.08
State Unregulated Analyte											
Bromacil	µg/L	0.0209M	NT	0.1U	0.1U	0.1U	NT	0.1U	0.1U	--	
Prometon	µg/L	0.0299M	NT	0.2U	0.2U	0.2U	NT	0.2U	0.2U	240	
Terbacil	µg/L	0.064M	NT	0.1U	0.1U	0.1U	0.1U	0.1U	0.1U	210	--/0.1
Diazinon	µg/L	0.0172M	NT	0.2U	0.2U	0.2U	NT	0.2U	0.2U	11	
EPTC	µg/L	0.0095M	NT	0.1U	0.1U	0.1U	0.1U	0.1U	0.1U	--	
4,4-DDD	µg/L	0.0037M	0.0048U	0.1U	0.1U	0.1U	0.1U	0.1U	0.1U	0.36	--/0.1
4,4-DDE	µg/L	0.004M	0.0048U	0.1U	0.1U	0.1U	0.1U	0.1U	0.1U	0.26	--/0.1
4,4-DDT	µg/L	0.008M	0.0048U	0.1U	0.1U	0.1U	0.1U	0.1U	0.1U	0.26	--/0.1
Cyanizine	µg/L	0.0219M	NT	0.2U	0.2U	0.2U	NT	0.2U	0.2U	120	--/0.1
Malathion	µg/L	0.1M	NT	0.2U	0.2U	0.2U	NT	0.2U	0.2U	320	
Trifluralin	µg/L	0.0112M	NT	0.1U	0.1U	0.1U	0.1U	0.1U	0.2U	11	--/0.1
Acenaphthylene	µg/L	0.0047M	NT	0.2U	0.2U	0.2U	0.2U	0.2U	0.2U	NP	--/0.2
Acenaphthene	µg/L	0.1M	NT	0.2U	0.2U	0.2U	NT	0.2U	0.2U	960	
Anthracene	µg/L	0.0183M	NT	0.2U	0.2U	0.2U	0.2U	0.2U	0.2U	4800	--/0.2
Benzo(a)anthracene	µg/L	0.0066M	NT	0.2U	0.2U	0.2U	0.2U	0.2U	0.2U	--	--/0.2
Benzo(b)fluoranthene	µg/L	0.0112M	NT	0.2U	0.2U	0.2U	0.2U	0.2U	0.2U	--	--/0.2
Benzo(g,h,i)perylene	µg/L	0.009M	NT	0.2U	0.2U	0.2U	NT	0.2U	0.2U	--	
Benzo(k)fluoranthene	µg/L	0.0136M	NT	0.2U	0.2U	0.2U	0.2U	0.2U	0.2U	--	--/0.2
Chrysene	µg/L	0.0073M	NT	0.2U	0.2U	0.2U	0.2U	0.2U	0.2U	--	--/0.2
Dibenz(a,h)anthracene	µg/L	0.0117M	NT	0.2U	0.2U	0.2U	NT	0.2U	0.2U	--	
Indeno(1,2,3-cd)pyrene	µg/L	0.0092M	NT	0.2U	0.2U	0.2U	NT	0.2U	0.2U	--	
Naphthalene	µg/L	NT	NT	1.0U	NT	NT	0.2U	NT	NT	160	

Table 4 (continued)
Synthetic Organic Compounds (SOCs) Groundwater

Well Number	Units	MW-3A								MTCA	DW/RL
Aquifer		Qva									
2/13/24		7/7/2020	12/4/2020	12/1/2021	7/6/2022	1/23/2023	7/24/2023	2/13/24	9/19/24		
Phenanthrene	µg/L	0.006M	NT	0.2U	0.2U	0.2U	0.2U	0.2U	0.2U		--/0.2
Pyrene	µg/L	0.009M	NT	0.2U	0.2U	0.2U	0.2U	0.2U	0.2U	480	--/0.2
Benzyl butyl phthalate	µg/L	0.0145M	NT	1.0U	1.0U	1.0U	1.0U	0.1U	1.0U		--/1.0
Di-n-butyl phthalate	µg/L	0.022M	NT	1.0U	1.0U	1.0U	1.0U	1.0U	0.0503		--/1.0
Diethyl phthalate	µg/L	0.0174M	NT	1.0U	1.0U	1.0U	1.0U	1.0U	1.0U	1300	--/1.0
Dimethyl phthalate	µg/L	0.0093M	NT	1.0U	1.0U	1.0U	1.0U	1.0U	0.124		--/1.0
Other Unregulated Chemicals											
Molinate	µg/L	0.1M	NT	0.1U	0.1U	0.1U	0.1U	0.1U	0.1U	32	--/0.1
Endosulfan II	µg/L	NT	NT	0.1U	0.1U	0.1U	NT	0.1U	0.1U	96	
Endosulfan Sulfate	µg/L	NT	NT	0.1U	0.1U	0.1U	NT	0.1U	0.1U	96	
Endrin Aldehyde	µg/L	NT	NT	0.1U	0.1U	0.1U	NT	0.1U	0.1U		
Endrin Ketone	µg/L	NT	NT	0.1U	0.1U	0.1U	NT	0.1U	0.1U		
alpha-BHC	µg/L	NT	NT	0.2U	0.1U	0.1U	NT	0.1U	0.1U		
cis-chlordane	µg/L	NT	NT	0.1U	0.1U	0.1U	NT	NT	NT		
delta-BHC	µg/L	NT	NT	0.2U	0.2U	0.1U	NT	0.1U	0.1U	0.014	
MCPA	µg/L	NT	NT	0.2U	0.2U	0.2U	NT	0.1U	0.2U		
Ethyl Parathion	µg/L	NT	NT	0.2U	0.2U	0.2U	NT	0.2U	0.2U		
Parathion ethyl	µg/L	NT	NT	0.2U	0.2U	0.2U	NT	0.2U	0.2U		
Flouranthene	µg/L	NT	NT	0.2U	0.2U	0.2U	NT	0.2U	0.2U	640	
Pendimethalin	µg/L	NT	NT	0.2U	0.2U	0.2U	NT	0.2U	0.2U	4800	
Permethrin	µg/L	NT	NT	0.2U	0.2U	0.2U	NT	0.2U	0.2U	800	
trans-Chlordane	µg/L	NT	NT	0.2U	0.2U	0.2U	NT	NT	NT		
trans-Nonachlor	µg/L	NT	NT	0.2U	0.2U	0.2U	NT	NT	NT	48	
Triadmefon	µg/L	NT	NT	0.2U	0.2U	0.2U	NT	0.2U	0.2U		
Dacthal	µg/L	NT	NT	NT	NT	0.02U	NT	0.014	0.02U	(70)	
Carbamate											
Carbofuran	µg/L	NT	NT	0.9U	0.9U	0.9U	0.9U	0.9U	0.9U	80	40/0.9
Oxamyl	µg/L	NT	NT	2.0U	2.0U	2.0U	2.0U	2.0U	2.0U	400	200/2
Aldicarb	µg/L	NT	NT	0.5U	0.5U	0.5U	0.5U	0.5U	0.5U	16	3/0.5
Aldicarb sulfone	µg/L	NT	NT	0.8U	0.8U	0.8U	0.8U	0.8U	0.8U	16	2/0.8
Aldicarb sulfoxide	µg/L	NT	NT	0.5U	0.5U	0.5U	0.5U	0.5U	0.5U		4/0.5
Carbaryl	µg/L	NT	NT	2.0U	2.0U	2.0U	2.0U	2.0U	2.0U	1600	-/2
Methomyl	µg/L	NT	NT	4.0U	4.0U	4.0U	4.0U	4.0U	4.0U	400	-/4

Table 4
Synthetic Organic Compounds (SOCs) Groundwater

Well Number	Units	MW-4									MTCA	DW
Aquifer		Qc										
Sample Date		1/17/20	7/9/20	12/2/2020	11/22/21	7/19/22	2/27/23	8/1/23	2/15/24	9/17/24		
EPA Regulated Analytes												
2,4-D	µg/L	0.1U	0.04M	NT	0.1U	0.1U	0.1U	0.033M	0.1U	01U	32	70/0.1
2,4,5-TP (Silvex)	µg/L	0.2U	0.127M	NT	0.2U	0.2U	0.2U	0.035M	0.2U	0.2U	130	50/0.2
Pentachlorophenol	µg/L	0.04U	0.009M	NT	0.04U	0.04U	0.04U	0.009M	0.04U	0.04U	0.22	1/0.4
Dalapon	µg/L	1.OU	0.203M	NT	1.0U	1.0U	1.0U	0.531M	1.0U	1.0U	240	200/1.0
Dinoseb	µg/L	0.2U	0.027M	NT	0.2U	0.2U	0.2U	0.068M	0.2U	0.2U	16	7/0.2
Picloram	µg/L	0.1U	0.031M	NT	0.1U	0.1U	0.1U	0.048M	0.1U	0.1U	1100	500/0.1
EPA Unregulated Analytes												
Dicamba	µg/L	0.2U	0.02M	NT	0.2U	0.2U	0.2U	0.071M	0.2U	0.2U	480	--/0.2
State Unregulated Analytes												
2,4-DB	µg/L	1.0U	0.431M	NT	1.0U	1.0U	1.0U	0.24M	1.0U	1.0U	130	--/1.0
2,4,5-T	µg/L	0.4U	0.089M	NT	0.4U	0.4U	0.4U	0.057M	0.4U	0.4U	--	--/0.4
Bentazon	µg/L	0.5U	0.089M	NT	0.5U	0.5U	0.5U	0.105M	0.5U	0.5U	480	--/0.5
Dichlorprop	µg/L	0.5U	0.106M	NT	0.5U	0.5U	0.5U	0.26M	0.5U	0.5U		--/0.5
Acifluorofen	µg/L	2.0U	0.219M	NT	1.0U	1.0U	1.0U	0.322M	1.0U	1.0U		--/2.0
DCPA (Acid Metabolites)	µg/L	0.1U	0.02M	NT	0.1U	0.02U	0.02U	NT	NT	NT		--/0.1
3,5-Dichlorobenzoic Acid	µg/L	0.5U	0.111M	NT	0.5U	0.5U	0.5U	0.156M	0.5U	0.5U		--/0.5
State Regulated Analytes												
Chloramben	µg/L	0.2U	0.145M	NT	0.2U	0.2U	0.2U	0.049M	0.2U	0.2U	240	
EPA Regulated Analyte												
Endrin	µg/L	0.01U	0.0046M	NT	0.2U	0.01U	0.01U	0.0024M	0.01U	0.01U	4.8	2.0/0.01
Lindane (BHC-gamma)	µg/L	0.02U	0.003M	NT	0.04U	0.02U	0.02U	NT	0.02U	0.02U	0.08	0.2/0.02
Methoxychlor	µg/L	0.1U	0.0078M	NT	0.2U	0.1U	0.1U	0.0046M	0.1U	0.1U	80	40/0.1
Toxaphene	µg/L	1.0U	0.12M	0.048U	1.0U	1.0U	1.0U	0.227M	1.0U	1.0U	0.08	3/1.0
Alachlor	µg/L	0.2U	0.0099M	NT	0.2U	0.2U	0.2U	0.055M	0.2U	0.2U	160	2/0.2
Atrazine	µg/L	0.1U	0.0133M	NT	0.1U	0.1U	0.1U	0.067M	0.1U	0.1U	0.38	3/0.1
Benzo(a)pyrene	µg/L	0.02U	0.01M	NT	0.02U	0.02U	0.02U	0.01U	0.02U	0.02U	0.023	0.2/0.02
Chlordane (Total)	µg/L	0.2U	0.0288M	0.0096U	0.2U	0.2U	0.2U	0.0715M	0.2U	0.2U	0.25	2/0.2
Di(ethylhexyl)adipate	µg/L	0.6U	0.016M	NT	0.6U	0.6U	0.5U	0.6U	NT	NT		400/0.6
Di(ethylhexyl)phthalate	µg/L	4.48B1, N1	0.0994M	NT	0.201	0.192	0.5U	0.6U	NT	NT	73	6/0.6
Heptachlor	µg/L	0.04U	0.0034M	0.0048U	0.04U	0.04U	0.04U	0.0036M	0.04U	0.04U	0.02	0.4/0.04
Heptachlor Epoxide	µg/L	0.02U	0.0036M	0.0029U	0.02U	0.02U	0.02U	0.02M	0.02U	0.02U	0.0048	0.2/0.02
Hexachlorobenzene	µg/L	0.1U	0.006M	NT	0.1U	0.1U	0.1U	0.037M	0.1U	0.1U	0.055	1/0.1
Hexachlorocyclopentadiene	µg/L	0.1U	0.011M	NT	0.1U	0.1U	0.1U	0.041M	0.1U	O.1U	48	50/0.1
Simazine	µg/L	0.2U	0.0174M	NT	0.07U	0.07U	0.07U	0.063M	0.07U	0.07U	0.73	4/0.07
PCB (As Total Arochlors)	µg/L	0.2U	0.095M	NT	0.5U	0.5U	0.5U	0.095M	0.5U	0.5U	0.044	0.5

Table 4 (continued)
Synthetic Organic Compounds (SOCs) Groundwater

Well Number	Units	MW-4									MTCA	DW/RL
Aquifer		Qc										
Sample Date		**11/17/20**	**7/9/20**	**12/2/20**	**11/22/21**	**7/19/22**	**1/30/23**	**8/1/23**	**2/14/24**	**9/17/24**		
EPA Unregulated Analyte												
Aldrin	µg/L	0.1U	0.0264	0.0019U	0.1U	0.1U	0.1U	0.0048M	0.1U	0.1U	0.0026	--/0.1
Butachlor	µg/L	0.1U	0.0409M	NT	0.1U	0.1U	0.1U	0.059M	0.1U	0.1U	--	--/0.1
Dieldrin	µg/L	0.1U	0.006M	0.0048U	0.1U	0.1U	0.1U	0.067M	0.1U	0.1U	0.0055	--0.1
Metolachlor	µg/L	0.1U	0.0049M	NT	0.1U	0.1U	0.1U	0.055M	0.1U	0.1U	2400	--/0.1
Metribuzin	µg/L	0.1U	0.0214M	NT	0.1U	0.1U	0.1U	0.057M	0.1U	0.1U	400	--/0.1
Propachlor	µg/L	0.1U	0.0077M	NT	0.1U	0.1U	01U	0.054M	0.1U	0.1U	210	--0.1
Fluorene	µg/L	0.2U	0.0077M	NT	0.2U	0.2U	0.2U	0.035M	0.2U	0.2U	640	--/0.2
Aroclor 1221	µg/L	20U	0.5M	NT	20U	20U	20U	0.5M	20U	20U	0.044	--/20
Aroclor 1232	µg/L	0.5U	0.1M	NT	0.5U	0.5U	0.5U	0.1M	0.1U	0.1U	0.044	--/0.5
Aroclor 1242	µg/L	0.3U	0.1M	NT	0.3U	0.3U	0.3U	0.1M	0.3U	0.3U	0.044	--/0.3
Aroclor 1248	µg/L	0.1U	0.1M	NT	0.1U	0.1U	0.1U	0.1M	0.1U	0.1U	0.044	--/0.1
Aroclor 1254	µg/L	0.1U	0.1M	NT	0.1U	0.1U	0.1U	0,1M	0.1U	0.1U	0.044	--/0.1
Aroclor 1260	µg/L	0.2U	0.0411M	NT	0.2U	0.2U	0.2U	0.162M	0.2U	0.2U	0.044	--/0.2
Aroclor 1016	µg/L	0.08U	0.0497M	NT	0.08U	0.08U	0.08U	0.042M	0.02U	0.08U	0.044	--/0.08
State Unregulated Analyte												
Bromacil	µg/L	0.1U	0.0229M	NT	0.1U	0.1U	0.1U	0.05M	0.1U	0.1U	--	
Prometon	µg/L	0.2U	0.0299M	NT	0.2U	0.2U	0.2U	0.0299M	0.2U	0.2U	240	
Terbacil	µg/L	0.1U	0.0644M	NT	0.1U	0.1U	0.1U	0.079M	0.1U	0.1U	210	--/0.1
Diazinon	µg/L	0.2U	0.0172M	NT	0.2U	0.2U	0.2U	0.05M	0.2U	0.2U	11	
EPTC	µg/L	0.1U	0.0095M	NT	0.1U	0.1U	0.1U	0.056M	0.1U	0.1U	--	
4,4-DDD	µg/L	0.1U	0.0037M	0.0048U	0.1U	0.1U	0.1U	0.0021M	0.1U	0.1U	0.36	--/0.1
4,4-DDE	µg/L	0.1U	0.004M	0.0048U	0.1U	0.1U	0.1U	0.0018M	0.1U	0.1U	0.26	--/0.1
4,4-DDT	µg/L	0.1U	0.008M	0.0048U	0.1U	0.1U	0.1U	0.0052M	0.1U	0.1U	0.26	--/0.1
Cyanizine	µg/L	0.2U	0.0219M	NT	0.2U	0.2U	0.2U	0.1U	0.2U	0.2U	120	--/0.1
Malathion	µg/L	0.2U	0.1M	NT	0.2U	0.2U	0.2U	0.069M	0.2U	0.2U	320	
Trifluralin	µg/L	0.1U	0.0112M	NT	0.1U	0.1U	0.1U	0.049M	0.1U	0.1U	11	--/0.1
Acenaphthylene	µg/L	0.2U	0.0047M	NT	0.2U	0.2U	0.2U	0.024M	0.2U	0.2U	NP	--/0.2
Acenaphthene	µg/L	0.2U	0.1M	NT	0.2U	0.2U	0.2U	0.03M	0.2U	0.2U	960	
Anthracene	µg/L	0.2U	0.0183M	NT	0.2U	0.2U	0.2U	0.024M	0.2U	0.2U	4800	--/0.2
Benzo(a)anthracene	µg/L	0.2U	0.0066M	NT	0.2U	0.2U	0.2U	0.026M	0.2U	0.2U	--	--/0.2
Benzo(b)fluoranthene	µg/L	0.2U	0.0112M	NT	0.2U	0.2U	0.2U	0.055M	0.2U	0.2U	--	--/0.2
Benzo(g,h,i)perylene	µg/L	0.2U	0.009M	NT	0.2U	0.2U	0.2U	0.053M	0.2U	0.2U	--	
Benzo(k)fluoranthene	µg/L	0.2U	0.0136M	NT	0.2U	0.2U	0.2U	0.048M	0.2U	0.2U	--	--/0.2
Chrysene	µg/L	0.2U	0.0073M	NT	0.2U	0.0319	0.2U	0.028M	0.2U	0.2U	--	--/0.2
Dibenz(a,h)anthracene	µg/L	0.2U	0.0117M	NT	0.2U	0.2U	0.2U	0054M	0.2U	0.2U	--	
Indeno(1,2,3-cd)pyrene	µg/L	0.2U	0.0092M	NT	0.2U	0.2U	0.2U	0.051M	0.2U	0.2U	--	
Naphthalene	µg/L	NT	0.0056M	NT	1.0U	NT	NT	NT	NT	NT	160	--/0.1

Table 4 (continued)
Synthetic Organic Compounds (SOCs) Groundwater

Well Number	Units	MW-4									MTCA	DW/RL
Aquifer		Qc										
Sample Date		1/17/2020	7/9/2020	12/2/2020	11/22/2021	7/19/2022	1/30/2023	8/1/2023	2/15/24	9/17/24		
EPA Unregulated Analyte												
Phenanthrene	µg/L	0.2U	0.006M	NT	0.2U	0.2U	0.2U	0.049M	0.2U	0.2U		--/0.2
Pyrene	µg/L	0.2U	0.009M	NT	0.2U	0.2U	0.2U	0.043M	0.2U	0.2U	480	--/0.2
Benzyl butyl phthalate	µg/L	0.1U	0.0145M	NT	1.0U	1.0U	1.0U	0.063M	0.1U	1.0U		--/1.0
Di-n-butyl phthalate	µg/L	0.1U	0.022M	NT	0.0675	0.0.0984	1.0U	0.047M	1.0U	1.0U		--/1.0
Diethyl phthalate	µg/L	0.1U	0.0174M	NT	0.0691	1.0U	1.0U	0.055M	1.0U	1.0U	1300	--/1.0
Dimethyl phthalate	µg/L	0.1U	0.0093M	NT	1.0U	1.0U	1.0U	0.035M	1.0U	1.0U		--/1.0
Other Unregulated Chemicals												
Molinate	µg/L	0.1U	0.1M	NT	0.1U	0.1U	0.1U	0.059M	0.1U	0.1U	32	--/0.1
Endosulfan II	µg/L	NT	NT	NT	0.1U	0.1U	0.1U	0.0023M	0.1U	0.1U		
Endosulfan Sulfate	µg/L	NT	NT	NT	0.1U	0.1U	0.1U	0.0041M	0.1U	0.1U		
Endrin Aldehyde	µg/L	NT	NT	NT	0.1U	0.1U	0.1U	0.0037M	0.1U	0.01U		
Endrin Ketone	µg/L	NT	NT	NT	0.1U	0.1U	0.1U	0.0035M	0.1U	0.1U		
alpha-BHC	µg/L	NT	NT	NT	0.2U	0.1U	0.1U	0.0032M	0.1U	0.1U		
cis-chlordane	µg/L	NT	NT	NT	0.1U	0.1U	0.1U	0.1M	NT	NT		
delta-BHC	µg/L	NT	NT	NT	0.2U	0.2U	0.1U	0.045M	0.1U	0.1U		
MCPA	µg/L	NT	NT	NT	0.2U	0.2U	0.2U	0.1M	0.1U	0.2U		
Ethyl Parathion	µg/L	NT	NT	NT	0.2U	0.2U	0.2U	0.1M	0.2U	0.2U		
Parathion ethyl	µg/L	NT	NT	NT	0.2U	0.2U	0.2U	0.1M	0.2U	0.2U		
Flouranthene	µg/L	NT	NT	NT	0.2U	0.2U	0.2U	0.03M	0.2U	0.2U		
Pendimethalin	µg/L	NT	NT	NT	0.2U	0.2U	0.2U	0.03M	0.2U	0.2U		
Permethrin	µg/L	NT	NT	NT	0.2U	0.2U	0.2U	0.032M	0.2U	0.2U		
trans-Chlordane	µg/L	NT	NT	NT	0.2U	0.2U	0.2U	0.133M	NT	NT		
trans-Nonachlor	µg/L	NT	NT	NT	0.2U	0.2U	0.2U	0.2M	NT	NT		
Triadmefon	µg/L	NT	NT	NT	0.2U	0.2U	0.2U	0.175M	0.2U	0.2U		
Dacthal	µG/l	NT	NT	NT	NT	NT	NT	0.02U	0.02U	0.02U	(70)	
Carbamate												
Carbofuran	µg/L	NT	NT	NT	0.9U	0.9U	0.9U	0.9U	0.9U	NT	80	40/0.9
Oxamyl	µg/L	NT	NT	NT	2.0U	2.0U	2.0U	2.0U	2.0U	NT	400	200/2
Aldicarb	µg/L	NT	NT	NT	0.5U	0.5U	0.5U	0.5U	0.5U	NT	16	3/0.5
Aldicarb sulfone	µg/L	NT	NT	NT	0.8U	0.8U	0.8U	0.8U	0.8U	NT	16	2/0.8
Aldicarb sulfoxide	µg/L	NT	NT	NT	0.5U	0.5U	0.5U	0.5U	0.5U	NT		4/0.5
Carbaryl	µg/L	NT	NT	NT	2.0U	2.0U	2.0U	2.0U	2.0U	NT	1600	-/2
Methomyl	µg/L	NT	NT	NT	4.0U	4.0U	4.0U	4.0U	4.0U	NT	400	-/4

Table 4
Synthetic Organic Compounds (SOCs) Groundwater

Well Number	Units	MW-5									MTCA	DW/RL
Aquifer		Qva										
Sample Date		1/17/2020	7/9/2020	12/1/2020	11/22/2021	7/19/2022	2/27/2023	8/1/2023	2/14/24	9/17/24		
EPA Regulated Analytes												
2,4-D	µg/L	0.1U	0.04M	NT	0.1U	0.1U	0.1U	0.033M	0.1U	01U	32	70/0.1
2,4,5-TP (Silvex)	µg/L	0.2U	0.127M	NT	0.2U	0.2U	0.2U	0.035M	0.2U	0.2U	130	50/0.2
Pentachlorophenol	µg/L	0.04U	0.009M	NT	0.04U	0.04U	0.04U	0.009M	0.4U	0.04U	0.22	1/0.4
Dalapon	µg/L	1.OU	0.203M	NT	1.0U	1.0U	1.0U	0.531M	1.0U	1.0U	240	200/1.0
Dinoseb	µg/L	0.2U	0.027M	NT	0.2U	0.2U	0.2U	0.068M	0.2U	0.2U	16	7/0.2
Picloram	µg/L	0.1U	0.031M	NT	0.1U	0.1U	0.1U	0.048M	0.1U	0.1U	1100	500/0.1
EPA Unregulated Analytes												
Dicamba	µg/L	0.2U	0.02M	NT	0.2U	0.2U	0.2U	0.071M	0.2U	0.2U	480	--/0.2
State Unregulated Analytes												
2,4-DB	µg/L	1.0U	0.431M	NT	1.0U	1.0U	1.0U	0.24M	1.0U	1.0U	130	--/1.0
2,4,5-T	µg/L	0.4U	0.089M	NT	0.4U	0.4U	0.4U	0.057M	0.4U	0.4U	--	--/0.4
Bentazon	µg/L	0.5U	0.089M	NT	0.5U	0.5U	0.5U	0.105M	0.5U	0.5U	480	--/0.5
Dichlorprop	µg/L	0.5U	0.106M	NT	0.5U	0.5U	0.5U	0.26M	0.5U	0.5U		--/0.5
Acifluorofen	µg/L	2.0U	0.219M	NT	1.0U	1.0U	1.0U	0.322M	1.0U	1.0U		--/2.0
DCPA (Acid Metabolites)	µg/L	0.1U	0.02M	NT	0.1U	0.02U	0.02U	NT	NT	NT		--/0.1
3,5-Dichlorobenzoic Acid	µg/L	0.5U	0.111M	NT	0.5U	0.5U	0.5U	0.156M	0.5U	0.5U		--/0.5
State Regulated Analytes												
Chloramben	µg/L	0.2U	0.145M	NT	0.2U	0.2U	0.2U	0.049M	0.2U	0.2U	240	
EPA Regulated Analyte												
Endrin	µg/L	0.01U	0.0046M	NT	0.2U	0.01U	0.01U	0.0024M	0.01U	0.01U	4.8	2.0/0.01
Lindane (BHC-gamma)	µg/L	0.02U	0.003M	NT	0.04U	0.02U	0.02U	0.02U	0.02U	0.02U	0.08	0.2/0.02
Methoxychlor	µg/L	0.1U	0.0078M	NT	0.2U	0.1U	0.1U	0.0046M	0.1U	0.1U	80	40/0.1
Toxaphene	µg/L	1.0U	0.12M	0.048U	1.0U	1.0U	1.0U	0.227M	1.0U	1.0U	0.08	3/1.0
Alachlor	µg/L	0.2U	0.0099M	NT	0.2U	0.2U	0.2U	0.055M	0.2U	0.2U	160	2/0.2
Atrazine	µg/L	0.1U	0.0133M	NT	0.1U	0.1U	0.1U	0.067M	0.1U	0.1U	0.38	3/0.1
Benzo(a)pyrene	µg/L	0.02U	0.01M	NT	0.02U	0.02U	0.02U	0.01M	0.02U	0.02U	0.023	0.2/0.02
Chlordane (Total)	µg/L	0.2U	0.0288M	0.0096U	0.2U	0.2U	0.2U	0.0715M	0.2U	0.2U	0.25	2/0.2
Di(ethylhexyl)adipate	µg/L	0.6U	0.016M	NT	0.6U	0.6U	0.5U	0.6U	0.6U	NT		400/0.6
Di(ethylhexyl)phthalate	µg/L	4.32B1, N1	0.0994M	NT	0.6U	0.6U	0.5U	0.6U	0.6U	NT	73	6/0.6
Heptachlor	µg/L	0.04U	0.0147M	0.0048U	0.04U	0.04U	0.04U	0.0036M	0.04U	0.04U	0.02	0.4/0.04
Heptachlor Epoxide	µg/L	0.02U	0.0165M	0.0029U	0.02U	0.02U	0.02U	0.02M	0.02U	0.02U	0.0048	0.2/0.02
Hexachlorobenzene	µg/L	0.1U	0.0066M	NT	0.1U	0.1U	0.1U	0.037M	0.1U	0.1U	0.055	1/0.1
Hexachlorocyclopentadiene	µg/L	0.1U	0.011M	NT	0.1U	0.1U	0.1U	0.041M	0.1U	O.1U	48	50/0.1
Simazine	µg/L	0.2U	0.0174M	NT	0.07U	0.07U	0.07U	0.063M	0.07U	0.07U	0.73	4/0.07
PCB (As Total Arochlors)	µg/L	0.2U	0.0036M	NT	0.5U	0.5U	0.5U	0.095M	0.5U	0.5U	0.044	0.5

Table 4 (continued)
Synthetic Organic Compounds (SOCs) Groundwater

Well Number	Units	MW-5									MTCA	DW/RL
Aquifer		Qva										
Sample Date		**1/17/2020**	**7/9/2020**	**12/1/2020**	**11/22/2021**	**7/19/2022**	**1/30/2023**	**8/1/2023**	**2/14/24**	**9/17/24**		
EPA Unregulated Analyte												
Aldrin	µg/L	0.1U	0.0128M	0.0019U	0.1U	0.1U	0.1U	0.0048M	0.1U	0.1U	0.0026	--/0.1
Butachlor	µg/L	0.1U	0.0409M	NT	0.1U	0.1U	0.1U	0.059M	0.1U	0.1U	--	--/0.1
Dieldrin	µg/L	0.1U	0.013M	0.0048U	0.1U	0.1U	0.1U	0.067M	0.1U	0.1U	0.0055	--0.1
Metolachlor	µg/L	0.1U	0.0049M	NT	0.1U	0.1U	0.1U	0.055M	0.1U	0.1U	2400	--/0.1
Metribuzin	µg/L	0.1U	0.0214M	NT	0.1U	0.1U	0.1U	0.057M	0.1U	0.1U	400	--/0.1
Propachlor	µg/L	0.1U	0.0077M	NT	0.1U	0.1U	01U	0.054M	0.1U	0.1U	210	--0.1
Fluorene	µg/L	0.2U	0.0077M	NT	0.2U	0.2U	0.2U	0.035M	0.2U	0.2U	640	--/0.2
Aroclor 1221	µg/L	20U	0.5M	NT	20U	20U	20U	0.5M	20U	20U	0.044	--/20
Aroclor 1232	µg/L	0.5U	0.1M	NT	0.5U	0.5U	0.5U	0.1M	0.1U	0.1U	0.044	--/0.5
Aroclor 1242	µg/L	0.3U	0.1M	NT	0.3U	0.3U	0.3U	0.1M	0.3U	0.3U	0.044	--/0.3
Aroclor 1248	µg/L	0.1U	0.1M	NT	0.1U	0.1U	0.1U	0.1M	0.1U	0.1U	0.044	--/0.1
Aroclor 1254	µg/L	0.1U	0.1M	NT	0.1U	0.1U	0.1U	0,1M	0.1U	0.1U	0.044	--/0.1
Aroclor 1260	µg/L	0.2U	0.041M	NT	0.2U	0.2U	0.2U	0.162M	0.2U	0.2U	0.044	--/0.2
Aroclor 1016	µg/L	0.08U	0.0497M	NT	0.08U	0.08U	0.08U	0.042M	0.02U	0.08U	0.044	--/0.08
State Unregulated Analyte												
Bromacil	µg/L	0.1U	0.0209M	NT	0.1U	0.1U	0.1U	0.05M	0.1U	0.1U	--	
Prometon	µg/L	0.2U	0.0299M	NT	0.2U	0.2U	0.2U	0.0299M	0.2U	0.2U	240	
Terbacil	µg/L	0.1U	0.0644M	NT	0.1U	0.1U	0.1U	0.079M	0.1U	0.1U	210	--/0.1
Diazinon	µg/L	0.2U	0.0172M	NT	0.2U	0.2U	0.2U	0.05M	0.2U	0.2U	11	
EPTC	µg/L	0.1U	0.009M	NT	0.1U	0.1U	0.1U	0.056M	0.1U	0.1U	--	
4,4-DDD	µg/L	0.1U	0.0037M	0.0048U	0.1U	0.1U	0.1U	0.0021M	0.1U	0.1U	0.36	--/0.1
4,4-DDE	µg/L	0.1U	0.004M	0.0048U	0.1U	0.1U	0.1U	0.0018M	0.1U	0.1U	0.26	--/0.1
4,4-DDT	µg/L	0.1U	0.008M	0.0048U	0.1U	0.1U	0.1U	0.0052M	0.1U	0.1U	0.26	--/0.1
Cyanizine	µg/L	0.2U	0.0219M	NT	0.2U	0.2U	0.2U	0.1U	0.2U	0.2U	120	--/0.1
Malathion	µg/L	0.2U	0.1M	NT	0.2U	0.2U	0.2U	0.069M	0.2U	0.2U	320	
Trifluralin	µg/L	0.1U	0.0112M	NT	0.1U	0.1U	0.1U	0.049M	0.1U	0.1U	11	--/0.1
Acenaphthylene	µg/L	0.2U	0.0047M	NT	0.2U	0.2U	0.2U	0.024M	0.2U	0.2U	NP	--/0.2
Acenaphthene	µg/L	0.2U	0.1M	NT	0.2U	0.2U	0.2U	0.03M	0.2U	0.2U	960	
Anthracene	µg/L	0.2U	0.0183M	NT	0.2U	0.2U	0.2U	0.024M	0.2U	0.2U	4800	--/0.2
Benzo(a)anthracene	µg/L	0.2U	0.006M	NT	0.2U	0.2U	0.2U	0.026M	0.2U	0.2U	--	--/0.2
Benzo(b)fluoranthene	µg/L	0.2U	0.0112M	NT	0.2U	0.2U	0.2U	0.055M	0.2U	0.2U	--	--/0.2
Benzo(g,h,i)perylene	µg/L	0.2U	0.009M	NT	0.2U	0.2U	0.2U	0.053M	0.2U	0.2U	--	
Benzo(k)fluoranthene	µg/L	0.2U	0.0136M	NT	0.2U	0.2U	0.2U	0.048M	0.2U	0.2U	--	--/0.2
Chrysene	µg/L	0.2U	0.0073M	NT	0.2U	0.2U	0.2U	0.028M	0.2U	0.2U	--	--/0.2
Dibenz(a,h)anthracene	µg/L	0.2U	0.0147M	NT	0.2U	0.2U	0.2U	0054M	0.2U	0.2U	--	
Indeno(1,2,3-cd)pyrene	µg/L	0.2U	0.0092M	NT	0.2U	0.2U	0.2U	0.051M	0.2U	0.2U	--	
Naphthalene	µg/L	NT	0.0056M	NT	1.0U	NT	NT	NT	NT	NT	160	--/0.1

Table 4 (continued)
Synthetic Organic Compounds (SOCs) Groundwater

Well Number	Units	MW-5									MTCA	DW/RL
Aquifer		Qva										
Sample Date		1/17/2020	7/9/2020	12/1/2020	11/22/2021	7/19/2022	1/30/2023	8/1/2023	2/15/24	9/17/24		
EPA Unregulated Analyte												
Phenanthrene	µg/L	0.2U	0.006M	NT	0.2U	0.2U	0.2U	0.049M	0.2U	0.2U		--/0.2
Pyrene	µg/L	0.2U	0.009M	NT	0.2U	0.2U	0.2U	0.043M	0.2U	0.2U	480	--/0.2
Benzyl butyl phthalate	µg/L	0.1U	0.0145M	NT	1.0U	1.0U	1.0U	0.063M	0.1U	1.0U		--/1.0
Di-n-butyl phthalate	µg/L	0.1U	0.022M	NT	1.0U	1.0U	1.0U	0.047M	1.0U	1.0U		--/1.0
Diethyl phthalate	µg/L	0.1U	0.0174M	NT	0.0586	1.0U	1.0U	0.055M	1.0U	1.0U	1300	--/1.0
Dimethyl phthalate	µg/L	0.1U	0.0093M	NT	1.0U	1.0U	1.0U	0.035M	1.0U	1.0U		--/1.0
Other Unregulated Chemicals												
Molinate	µg/L	0.1U	0.1M	NT	0.1U	0.1U	0.1U	0.059M	0.1U	0.1U	32	--/0.1
Endosulfan II	µg/L	NT	NT	NT	0.1U	0.1U	0.1U	0.0023M	0.1U	0.1U		
Endosulfan Sulfate	µg/L	NT	NT	NT	0.1U	0.1U	0.1U	0.0041M	0.1U	0.1U		
Endrin Aldehyde	µg/L	NT	NT	NT	0.1U	0.1U	0.1U	0.0037M	0.1U	0.01U		
Endrin Ketone	µg/L	NT	NT	NT	0.1U	0.1U	0.1U	0.0035M	0.1U	0.1U		
alpha-BHC	µg/L	NT	NT	NT	0.2U	0.1U	0.1U	0.0032M	0.1U	0.1U		
cis-chlordane	µg/L	NT	NT	NT	0.1U	0.1U	0.1U	0.1M	NT	NT		
delta-BHC	µg/L	NT	NT	NT	0.2U	0.2U	0.1U	0.045M	0.1U	0.1U		
MCPA	µg/L	NT	NT	NT	0.2U	0.2U	0.2U	0.1M	0.1U	0.2U		
Ethyl Parathion	µg/L	NT	NT	NT	0.2U	0.2U	0.2U	0.1M	0.2U	0.2U		
Parathion ethyl	µg/L	NT	NT	NT	0.2U	0.2U	0.2U	0.1M	0.2U	0.2U		
Flouranthene	µg/L	NT	NT	NT	0.2U	0.2U	0.2U	0.03M	0.2U	0.2U		
Pendimethalin	µg/L	NT	NT	NT	0.2U	0.2U	0.2U	0.03M	0.2U	0.2U		
Permethrin	µg/L	NT	NT	NT	0.2U	0.2U	0.2U	0.032M	0.2U	0.2U		
trans-Chlordane	µg/L	NT	NT	NT	0.2U	0.2U	0.2U	0.133M	NT	NT		
trans-Nonachlor	µg/L	NT	NT	NT	0.2U	0.2U	0.2U	0.2M	NT	NT		
Triadmefon	µg/L	NT	NT	NT	0.2U	0.2U	0.2U	0.175M	0.2U	0.2U		
Dacthal	µg/l	NT	NT	NT	NT	NT	NT	0.02U	0.02U	0.02U	(70)	
Carbamate												
Carbofuran	µg/L	NT	NT	NT	0.9U	0.9U	0.9U	0.9U	0.9U	NT	80	40/0.9
Oxamyl	µg/L	NT	NT	NT	2.0U	2.0U	2.0U	2.0U	2.0U	NT	400	200/2
Aldicarb	µg/L	NT	NT	NT	0.5U	0.5U	0.5U	0.5U	0.5U	NT	16	3/0.5
Aldicarb sulfone	µg/L	NT	NT	NT	0.8U	0.8U	0.8U	0.8U	0.8U	NT	16	2/0.8
Aldicarb sulfoxide	µg/L	NT	NT	NT	0.5U	0.5U	0.5U	0.5U	0.5U	NT		4/0.5
Carbaryl	µg/L	NT	NT	NT	2.0U	2.0U	2.0U	2.0U	2.0U	NT	1600	-/2
Methomyl	µg/L	NT	NT	NT	4.0U	4.0U	4.0U	4.0U	4.0U	NT	400	-/4

Table 4
Synthetic Organic Compounds (SOCs) Groundwater

Well Number	Units	MW-6									MTCA	DW/RL
Aquifer		Qc										
Sample Date		1/21/2020	7/1/2020	12/4/2020	11/16/2022	7/12/2022	1/23/2023	7/25/2023	2/7/24	9/18/24		
EPA Regulated Analytes												
2,4-D	µg/L	0.1U	0.04M	NT	0.1U	0.1U	0.1U	0.1U	0.1U	01U		70/0.1
2,4,5-TP (Silvex)	µg/L	0.2U	0.127M	NT	0.2U	0.2U	0.2U	0.2U	0.2U	0.2U	130	50/0.2
Pentachlorophenol	µg/L	0.04U	0.009M	NT	0.04U	0.04U	0.04U	0.04U	0.4U	0.04U	0.22	1/0.4
Dalapon	µg/L	1.OU	0.203M	NT	1.0U	1.0U	1.0U	1.0U	1.0U	1.0U	240	200/1.0
Dinoseb	µg/L	0.2U	0.027M	NT	0.2U	0.2U	0.2U	0.2U	0.2U	0.2U	16	7/0.2
Picloram	µg/L	0.1U	0.031M	NT	0.1U	0.1U	0.1U	0.1U	0.1U	0.1U	1100	500/0.1
EPA Unregulated Analytes												
Dicamba	µg/L	0.2U	0.02M	NT	0.2U	0.2U	0.2U	0.2U	0.2U	0.2U	480	--/0.2
State Unregulated Analytes												
2,4-DB	µg/L	1.0U	0.431M	NT	1.0U	1.0U	1.0U	1.0U	1.0U	1.0U	130	--/1.0
2,4,5-T	µg/L	0.4U	0.089M	NT	0.4U	0.4U	0.4U	0.4U	0.4U	0.4U		--/0.4
Bentazon	µg/L	0.5U	0.089M	NT	0.5U	0.5U	0.5U	0.5U	0.5U	0.5U	480	--/0.5
Dichlorprop	µg/L	0.5U	0.106M	NT	0.5U	0.5U	0.5U	0.5U	0.5U	0.5U		--/0.5
Acifluorofen	µg/L	2.0U	0.219M	NT	1.0U	1.0U	1.0U	1.0U	1.0U	1.0U		--/2.0
DCPA (Acid Metabolites)	µg/L	0.1U	0.02M	NT	0.1U	0.02U	0.02U	0.02U	NT	NT		--/0.1
3,5-Dichlorobenzoic Acid	µg/L	0.5U	0.111M	NT	0.5U	0.5U	0.5U	0.5U	0.5U	0.5U		--/0.5
State Regulated Analytes												
Chloramben	µg/L	0.2U	0.145M	NT	NT	0.2U	0.2U	NT	0.2U	0.2U	240	
EPA Regulated Analyte												
Endrin	µg/L	0.01U	0.0046M	0.0048U	0.01U	0.01U	0.01U	0.01U	0.01U	0.01U	4.8	2.0/0.01
Lindane (BHC-gamma)	µg/L	0.02U	0.003M	NT	0.02U	0.02U	0.04U	0.02U	0.02U	0.02U	0.08	0.2/0.02
Methoxychlor	µg/L	0.1U	0.0078M	0.0095U	0.1U	0.1U	0.2U	0.1U	0.1U	0.1U	80	40/0.1
Toxaphene	µg/L	1.0U	0.12M	0.048U	1.0U	1.0U	1.0U	1.0U	1.0U	1.0U	0.08	3/1.0
Alachlor	µg/L	0.2U	0.009M	NT	0.2U	0.2U	0.2U	0.2U	0.2U	0.2U	160	2/0.2
Atrazine	µg/L	0.1U	0.0133M	NT	0.1U	0.1U	0.1U	0.1U	0.1U	0.1U	0.38	3/0.1
Benzo(a)pyrene	µg/L	0.02U	0.01M	NT	0.02U	0.02U	0.02U	0.02U	0.02U	0.02U	0.023	0.2/0.02
Chlordane (Total)	µg/L	0.2U	0.0288M	NT	0.2U	0.2U	0.2U	0.2U	0.2U	0.2U	0.25	2/0.2
Di(ethylhexyl)adipate	µg/L	0.6U	0.016M	NT	0.6U	0.6U	0.6U	0.6U	NT	NT	70	400/0.6
Di(ethylhexyl)phthalate	µg/L	0.6U	0.994M	NT	0.6U	0.6U	0.6U	0.6U	NT	NT	73	6/0.6
Heptachlor	µg/L	0.04U	0.0147M	0.0048U	0.04U	0.04U	0.04U	0.04U	0.04U	0.04U	0.02	0.4/0.04
Heptachlor Epoxide	µg/L	0.02U	0.0165M	0.0029U	0.02U	0.02U	0.02U	0.02U	0.02U	0.02U	0.0048	0.2/0.02
Hexachlorobenzene	µg/L	0.1U	0.0066M	NT	0.1U	0.1U	0.1U	0.1U	0.1U	0.1U	0.055	1/0.1
Hexachlorocyclopentadiene	µg/L	0.1U	0.011M	NT	0.1U	0.1U	0.1U	0.1U	0.1U	0.1U	48	50/0.1
Simazine	µg/L	0.2U	0.0174M	NT	0.07U	0.07U	0.07U	0.07U	0.07U	0.07U	0.73	4/0.07
PCB (As Total Arochlors)	µg/L	0.2U	0.095M	NT	0.5U	0.5U	0.5U	0.5U	0.5U	0.5U	0.044	0.5

Table 4 (continued)
Synthetic Organic Compounds (SOCs) Groundwater

Well Number	Units	MW-6									MTCA	DW/RL
Aquifer		Qc										
Sample Date		1/21/2020	6/29/20	12/4/2020	11/16/2021	7/12/2022	1/23/2023	7/25/2023	2/7/24	9/18/24		
EPA Unregulated Analyte												
Aldrin	µg/L	0.1U	0.0128M	0.0019U	0.1U	0.1U	0.1U	0.1U	0.1U	0.1U	0.0026	--/0.1
Butachlor	µg/L	0.1U	0.049M	NT	0.1U	0.1U	0.1U	0.1U	0.1U	0.1U		--/0.1
Dieldrin	µg/L	0.1U	0.013M	0.0048U	0.1U	0.1U	0.1U	0.1U	0.1U	0.1U	0.0055	--0.1
Metolachlor	µg/L	0.1U	0.0049M	NT	0.1U	0.1U	0.1U	0.1U	0.1U	0.1U		--/0.1
Metribuzin	µg/L	0.1U	0.0214	NT	0.1U	0.1U	0.1U	0.1U	0.1U	0.1U	400	--/0.1
Propachlor	µg/L	0.1U	0.0077M	NT	0.1U	0.1U	0.1U	0.1U	0.1U	0.1U	210	--0.1
Fluorene	µg/L	0.2U	0.0077M	NT	0.2U	0.2U	0.2U	0.2U	0.2U	0.2U	640	--/0.2
Aroclor 1221	µg/L	20U	0.05M	NT	20U	20U	20U	20U	20U	20U	0.044	--/20
Aroclor 1232	µg/L	0.5U	0.1M	NT	0.5U	0.5U	0.5U	0.5U	0.1U	0.1U	0.044	--/0.5
Aroclor 1242	µg/L	0.3U	0.1M	NT	0.3U	0.3U	0.3U	0.3U	0.3U	0.3U	0.044	--/0.3
Aroclor 1248	µg/L	0.1U	0.1M	NT	0.1U	0.1U	0.1U	0.1U	0.1U	0.1U	0.044	--/0.1
Aroclor 1254	µg/L	0.1U	0.1M	NT	0.1U	0.1U	0.1U	0.1U	0.1U	0.1U	0.044	--/0.1
Aroclor 1260	µg/L	0.2U	0.0411M	NT	0.2U	0.2U	0.2U	0.2U	0.2U	0.2U	0.044	--/0.2
Aroclor 1016	µg/L	0.08U	0.0497M	NT	0.08U	0.08U	0.08U	0.08U	0.02U	0.08U	0.044	--/0.08
State Unregulated Analyte												
Bromacil	µg/L	0.1U	0.1M	NT	0.1U	0.1U	0.1U	0.1U	0.1U	0.1U		
Prometon	µg/L	0.2U	0.0299M	NT	NT	0.2U	0.2U	NT	0.2U	0.2U		
Terbacil	µg/L	0.1U	0.0644M	NT	0.1U	0.1U	0.1U	0.1U	0.1U	0.1U		--/0.1
Diazinon	µg/L	0.2U	0.0172M	NT	NT	0.2U	0.2U	NT	0.2U	0.2U	11	
EPTC	µg/L	0.1U	9.0095M	NT	0.1U	0.1U	0.1U	0.1U	0.1U	0.1U		
4,4-DDD	µg/L	0.1U	0.0037M	NT	0.1U	0.1U	0.1U	0.1U	0.1U	0.1U	0.36	--/0.1
4,4-DDE	µg/L	0.1U	0.004M	NT	0.1U	0.1U	0.1U	0.1U	0.1U	0.1U	0.26	--/0.1
4,4-DDT	µg/L	0.1U	0.008M	NT	0.1U	0.1U	0.1U	0.1U	0.1U	0.1U	0.26	--/0.1
Cyanizine	µg/L	0.2U	0.0219M	NT	NT	0.2U	0.2U	NT	0.2U	0.2U	120	--/0.1
Malathion	µg/L	0.2U	0.1M	NT	NT	0.2U	0.2U	NT	0.2U	0.2U		
Trifluralin	µg/L	0.1U	0.0112M	NT	0.1U	0.1U	0.1U	0.1U	0.1U	0.1U		--/0.1
Acenaphthylene	µg/L	0.2U	0.0047M	NT	0.2U	0.2U	0.2U	0.2U	0.2U	0.2U	NP	--/0.2
Acenaphthene	µg/L	0.2U	0.1M	NT	NT	0.2U	0.2U	0.2U	0.2U	0.2U	960	
Anthracene	µg/L	0.2U	0.0183M	NT	0.2U	0.2U	0.2U	0.2U	0.2U	0.2U	4800	--/0.2
Benzo(a)anthracene	µg/L	0.2U	0.0066M	NT	0.2U	0.2U	0.2U	0.2U	0.2U	0.2U		--/0.2
Benzo(b)fluoranthene	µg/L	0.2U	0.0112M	NT	0.2U	0.2U	0.2U	0.2U	0.2U	0.2U		--/0.2
Benzo(g,h,i)perylene	µg/L	0.2U	0.009M	NT	NT	0.2U	0.2U	NT	0.2U	0.2U		
Benzo(k)fluoranthene	µg/L	0.2U	0.0136M	NT	0.2U	0.2U	0.2U	0.2U	0.2U	0.2U		--/0.2
Chrysene	µg/L	0.2U	0.0073M	NT	0.2U	0.2U	0.2U	0.2U	0.2U	0.2U		--/0.2
Dibenz(a,h)anthracene	µg/L	0.2U	0.0117M	NT	NT	0.2U	0.2U	NT	0.2U	0.2U		
Indeno(1,2,3-cd)pyrene	µg/L	0.2U	0.009M	NT	NT	0.2U	0.2U	NT	0.2U	0.2U		
Naphthalene	µg/L	NT	0.00561	NT	1.0U	NT	NT	0.2U	NT	NT		--/0.1

Table 4 (continued)
Synthetic Organic Compounds (SOCs) Groundwater

Well Number	Units	MW-6								MTCA	DW/RL
Aquifer		Qc									
Sample Date		1/21/2020	6/29/2020	11/16/2021	7/12/2022	1/23/2023	7/25/2023	2/7/24	9/18/24		
EPA Unregulated Analyte											
Phenanthrene	µg/L	0.2U	0.006M	0.2U	0.2U	0.2U	0.2U	0.2U	0.2U		--/0.2
Pyrene	µg/L	0.2U	0.009M	0.2U	0.2U	0.2U	0.2U	0.2U	0.2U	480	--/0.2
Benzyl butyl phthalate	µg/L	0.1U	0.0145M	1.0U	1.0U	1.0U	1.0U	0.1U	1.0U		--/1.0
Di-n-butyl phthalate	µg/L	0.1U	0.022M	0.130	1.0U	1.0U	1.0U	1.0U	0.0531		--/1.0
Diethyl phthalate	µg/L	0.1U	0.0256	1.0U	1.0U	1.0U	1.0U	1.0U	1.0U	1300	--/1.0
Dimethyl phthalate	µg/L	0.1U	0.0093M	1.0U	1.0U	1.0U	1.0U	1.0U	1.0U		--/1.0
Other Unregulated Chemicals											
Molinate	µg/L	0.1U	0.1M	0.1U	0.1U	0.1U	0.1U	0.1U	0.1U	32	--/0.1
Endosulfan II	µg/L	NT	NT	0.1U	0.1U	0.1U	NT	0.1U	0.1U		
Endosulfan Sulfate	µg/L	NT	NT	0.1U	0.1U	0.1U	NT	0.1U	0.1U		
Endrin Aldehyde	µg/L	NT	NT	0.1U	0.1U	0.1U	NT	0.1U	0.01U		
Endrin Ketone	µg/L	NT	NT	0.1U	0.1U	0.1U	NT	0.1U	0.1U		
alpha-BHC	µg/L	NT	NT	0.2U	0.1U	0.1U	NT	0.1U	0.1U		
cis-chlordane	µg/L	NT	NT	0.1U	0.1U	0.1U	NT	NT	NT		
delta-BHC	µg/L	NT	NT	0.2U	0.2U	0.1U	NT	0.1U	0.1U		
MCPA	µg/L	NT	NT	0.2U	0.2U	0.2U	NT	0.1U	0.2U		
Ethyl Parathion	µg/L	NT	NT	0.2U	0.2U	0.2U	NT	0.2U	0.2U		
Parathion ethyl	µg/L	NT	NT	0.2U	0.2U	0.2U	NT	0.2U	0.2U		
Flouranthene	µg/L	NT	NT	0.2U	0.2U	0.2U	NT	0.2U	0.2U		
Pendimethalin	µg/L	NT	NT	0.2U	0.2U	0.2U	NT	0.2U	0.2U		
Permethrin	µg/L	NT	NT	0.2U	0.2U	0.2U	NT	0.2U	0.2U		
trans-Chlordane	µg/L	NT	NT	0.2U	0.2U	0.2U	NT	NT	NT		
trans-Nonachlor	µg/L	NT	NT	0.2U	0.2U	0.2U	NT	NT	NT		
Triadmefon	µg/L	NT	NT	0.2U	0.2U	0.2U	NT	0.2U	0.2U		
Dacthal	µg/L	NT	NT	NT	NT	0.02U	NT	0.02U	0.02U		
Carbamate											
Carbofuran	µg/L	NT	NT	0.9U	0.9U	0.9U	0.9U	0.9U	NT	80	40/0.9
Oxamyl	µg/L	NT	NT	2.0U	2.0U	2.0U	2.0U	2.0U	NT	400	200/2
Aldicarb	µg/L	NT	NT	0.5U	0.5U	0.5U	0.5U	0.5U	NT	16	3/0.5
Aldicarb sulfone	µg/L	NT	NT	0.8U	0.8U	0.8U	0.8U	0.8U	NT	16	2/0.8
Aldicarb sulfoxide	µg/L	NT	NT	0.5U	0.5U	0.5U	0.5U	0.5U	NT		4/0.5
Carbaryl	µg/L	NT	NT	2.0U	2.0U	2.0U	2.0U	2.0U	NT	1600	-/2
Methomyl	µg/L	NT	NT	4.0U	4.0U	4.0U	4.0U	4.0U	NT	400	-/4

Table 4
Synthetic Organic Compounds (SOCs) Groundwater

Well Number	Units	MW-7									MTCA	DW/RL
Aquifer		Qva										
Sample Date		1/21/2020	7/2/2020	12/7/2020	11/16/2021	7/12/2022	1/23/2023	7/25/2023	2/7/24	9/18/24		
EPA Regulated Analytes												
2,4-D	µg/L	0.1U	0.04M	NT	0.1U	0.1U	0.1U	0.1U	0.1U	01U		70/0.1
2,4,5-TP (Silvex)	µg/L	0.2U	0.127M	NT	0.2U	0.2U	0.2U	0.2U	0.2U	0.2U	130	50/0.2
Pentachlorophenol	µg/L	0.04U	0.009M	NT	0.04U	0.04U	0.04U	0.04U	0.4U	0.04U	0.22	1/0.4
Dalapon	µg/L	1.OU	0.203M	NT	1.0U	1.0U	1.0U	1.0U	1.0U	1.0U	240	200/1.0
Dinoseb	µg/L	0.2U	0.027U	NT	0.2U	0.2U	0.2U	0.2U	0.2U	0.2U	16	7/0.2
Picloram	µg/L	0.1U	0.031U	NT	0.1U	0.1U	0.1U	0.1U	0.1U	0.1U	1100	500/0.1
EPA Unregulated Analytes												
Dicamba	µg/L	0.2U	0.02M	NT	0.2U	0.2U	0.2U	0.2U	0.2U	0.2U	480	--/0.2
State Unregulated Analytes												
2,4-DB	µg/L	1.0U	0.431M	NT	1.0U	1.0U	1.0U	1.0U	1.0U	1.0U	130	--/1.0
2,4,5-T	µg/L	0.4U	0.089M	NT	0.4U	0.4U	0.4U	0.4U	0.4U	0.4U		--/0.4
Bentazon	µg/L	0.5U	0.089M	NT	0.5U	0.5U	0.5U	0.5U	0.5U	0.5U	480	--/0.5
Dichlorprop	µg/L	0.5U	0.106M	NT	0.5U	0.5U	0.5U	0.5U	0.5U	0.5U		--/0.5
Acifluorofen	µg/L	2.0U	0.219M	NT	1.0U	1.0U	1.0U	1.0U	1.0U	1.0U		--/2.0
DCPA (Acid Metabolites)	µg/L	0.1U	0.02M	NT	0.1U	0.02U	NT	0.02U	NT	NT		--/0.1
3,5-Dichlorobenzoic Acid	µg/L	0.5U	0.111M	NT	0.5U	0.5U	0.5U	0.5U	0.5U	0.5U		--/0.5
State Regulated Analytes												
Chloramben	µg/L	0.2U	0.145M	NT	NT	0.2U	0.2U	NT	0.2U	0.2U	240	
EPA Regulated Analyte												
Endrin	µg/L	0.01U	0.0046M	0.0048U	0.01U	0.01U	0.01U	0.01U	0.01U	0.01U	4.8	2.0/0.01
Lindane (BHC-gamma)	µg/L	0.02U	0.003M	NT	0.02U	0.02U	0.04U	0.02U	0.02U	0.02U	0.08	0.2/0.02
Methoxychlor	µg/L	0.1U	0.0078M	0.0095U	0.1U	0.1U	0.2U	0.1U	0.1U	0.1U	80	40/0.1
Toxaphene	µg/L	1.0U	0.12M	0.048U	1.0U	1.0U	1.0U	1.0U	1.0U	1.0U	0.08	3/1.0
Alachlor	µg/L	0.2U	0.0099M	NT	0.2U	0.2U	0.2U	0.2U	0.2U	0.2U	160	2/0.2
Atrazine	µg/L	0.1U	0.0133M	NT	0.1U	0.1U	0.1U	0.2U	0.1U	0.1U	0.38	3/0.1
Benzo(a)pyrene	µg/L	0.02U	0.01M	NT	0.02U	0.02U	0.02U	0.02U	0.02U	0.02U	0.023	0.2/0.02
Chlordane (Total)	µg/L	0.2U	0.0288M	0.0096U	0.2U	0.2U	0.2U	0.2U	0.2U	0.2U	0.25	2/0.2
Di(ethylhexyl)adipate	µg/L	0.6U	0.016M	NT	0.6U	0.6U	0.6U	0.6U	NT	NT	70	400/0.6
Di(ethylhexyl)phthalate	µg/L	0.6U	0.0994M	NT	0.6U	0.6U	0.6U	0.6U	NT	NT	73	6/0.6
Heptachlor	µg/L	0.04U	0.0034M	0.0048U	0.04U	0.04U	0.04U	0.04U	0.04U	0.04U	0.02	0.4/0.04
Heptachlor Epoxide	µg/L	0.02U	0.0036M	0.0029U	0.02U	0.02U	0.02U	0.02U	0.02U	0.02U	0.0048	0.2/0.02
Hexachlorobenzene	µg/L	0.1U	0.0066M	NT	0.1U	0.1U	0.1U	0.1U	0.1U	0.1U	0.055	1/0.1
Hexachlorocyclopentadiene	µg/L	0.1U	0.011M	NT	0.1U	0.1U	0.1U	0.1U	0.1U	0.1U	48	50/0.1
Simazine	µg/L	0.2U	0.0174M	NT	0.07U	0.07U	0.07U	0.07U	0.07U	0.07U	0.73	4/0.07
PCB (As Total Arochlors)	µg/L	0.2U	0.095M	NT	0.5U	0.5U	0.5U	0.5U	0.5U	0.5U	0.044	0.5

Table 4 (continued)
Synthetic Organic Compounds (SOCs) Groundwater

Well Number	Units	MW-7									MTCA	DW/RL
Aquifer		Qva										
Sample Date		1/21/2020	7/2/2020	12/7/2020	11/16/2021	7/12/2022	1/23/2023	7/25/2023	2/7/24	9/18/24		
EPA Unregulated Analyte												
Aldrin	µg/L	0.1U	0.0264M	0.0019U	0.1U	0.1U	0.1U	0.1U	0.1U	0.1U	0.0026	--/0.1
Butachlor	µg/L	0.1U	0.0409M	NT	0.1U	0.1U	0.1U	0.1U	0.1U	0.1U		--/0.1
Dieldrin	µg/L	0.1U	0.006M	0.0048U	0.1U	0.1U	0.1U	0.1U	0.1U	0.1U	0.0055	--0.1
Metolachlor	µg/L	0.1U	0.0049M	NT	0.1U	0.1U	0.1U	0.1U	0.1U	0.1U		--/0.1
Metribuzin	µg/L	0.1U	0.0214M	NT	0.1U	0.1U	0.1U	0.1U	0.1U	0.1U	400	--/0.1
Propachlor	µg/L	0.1U	0.0077M	NT	0.1U	0.1U	01U	0.1U	0.1U	0.1U	210	--0.1
Fluorene	µg/L	0.2U	0.0077M	NT	0.2U	0.2U	0.2U	0.2U	0.2U	0.2U	640	--/0.2
Aroclor 1221	µg/L	20U	0.5M	NT	20U	20U	20U	20U	20U	20U	0.044	--/20
Aroclor 1232	µg/L	0.5U	0.1M	NT	0.5U	0.5U	0.5U	0.5U	0.1U	0.1U	0.044	--/0.5
Aroclor 1242	µg/L	0.3U	0.1M	NT	0.3U	0.3U	0.3U	0.3U	0.3U	0.3U	0.044	--/0.3
Aroclor 1248	µg/L	0.1U	0.1M	NT	0.1U	0.1U	0.1U	0.1U	0.1U	0.1U	0.044	--/0.1
Aroclor 1254	µg/L	0.1U	0.1M	NT	0.1U	0.1U	0.1U	0.1U	0.1U	0.1U	0.044	--/0.1
Aroclor 1260	µg/L	0.2U	0.041M	NT	0.2U	0.2U	0.2U	0.2U	0.2U	0.2U	0.044	--/0.2
Aroclor 1016	µg/L	0.08U	0.0497M	NT	0.08U	0.08U	0.08U	0.08U	0.02U	0.08U	0.044	--/0.08
State Unregulated Analyte												
Bromacil	µg/L	0.1U	0.0209M	NT	0.1U	0.1U	0.1U	0.1U	0.1U	0.1U		
Prometon	µg/L	0.2U	0.0299M	NT	NT	0.2U	0.2U	NT	0.2U	0.2U		
Terbacil	µg/L	0.1U	0.0644M	NT	0.1U	0.1U	0.1U	0.1U	0.1U	0.1U		--/0.1
Diazinon	µg/L	0.2U	0.0172M	NT	NT	0.2U	0.2U	NT	0.2U	0.2U	11	
EPTC	µg/L	0.1U	0.0095M	NT	0.1U	0.1U	0.1U	0.1U	0.1U	0.1U		
4,4-DDD	µg/L	0.1U	0.0037M	0.0048U	0.1U	0.1U	0.1U	0.1U	0.1U	0.1U	0.36	--/0.1
4,4-DDE	µg/L	0.1U	0.004U	0.0048U	0.1U	0.1U	0.1U	0.1U	0.1U	0.1U	0.26	--/0.1
4,4-DDT	µg/L	0.1U	0.008M	0.0048U	0.1U	0.1U	0.1U	0.1U	0.1U	0.1U	0.26	--/0.1
Cyanizine	µg/L	0.2U	0.0219M	NT	NT	0.2U	0.2U	NT	0.2U	0.2U	120	--/0.1
Malathion	µg/L	0.2U	0.1M	NT	NT	0.2U	0.2U	NT	0.2U	0.2U		
Trifluralin	µg/L	0.1U	0.0112M	NT	0.1U	0.1U	0.1U	0.1U	0.1U	0.1U		--/0.1
Acenaphthylene	µg/L	0.2U	0.0047M	NT	0.2U	0.2U	0.2U	0.2U	0.2U	0.2U	NP	--/0.2
Acenaphthene	µg/L	0.2U	0.1M	NT	NT	0.2U	0.2U	0.2U	0.2U	0.2U	960	
Anthracene	µg/L	0.2U	0.0183M	NT	0.2U	0.2U	0.2U	0.2U	0.2U	0.2U	4800	--/0.2
Benzo(a)anthracene	µg/L	0.2U	0.0066M	NT	0.2U	0.2U	0.2U	0.2U	0.2U	0.2U		--/0.2
Benzo(b)fluoranthene	µg/L	0.2U	0.0112M	NT	0.2U	0.2U	0.2U	0.2U	0.2U	0.2U		--/0.2
Benzo(g,h,i)perylene	µg/L	0.2U	0.009M	NT	NT	0.2U	0.2U	NT	0.2U	0.2U		
Benzo(k)fluoranthene	µg/L	0.2U	0.0136M	NT	0.2U	0.2U	0.2U	0.2U	0.2U	0.2U		--/0.2
Chrysene	µg/L	0.2U	0.0073M	NT	0.2U	0.2U	0.2U	0.2U	0.2U	0.2U		--/0.2
Dibenz(a,h)anthracene	µg/L	0.2U	0.0117	NT	NT	0.2U	0.2U	NT	0.2U	0.2U		
Indeno(1,2,3-cd)pyrene	µg/L	0.2U	0.0092M	NT	NT	0.2U	0.2U	NT	0.2U	0.2U		
Naphthalene	µg/L	0.1M	NT	NT	1.0U	NT	NT	0.1U	NT	NT		--/0.1

Table 4 (continued)
Synthetic Organic Compounds (SOCs) Groundwater

Well Number	Units	MW-7									MTCA	DW/RL
Aquifer		Qva										
Sample Date		1/21/2020	7/2/2020	12/7/2020	11/16/2021	7/12/2022	1/23/2023	7/25/2023	2/7/24	9/18/24		
EPA Unregulated Analyte												
Phenanthrene	µg/L	0.2U	0.006M	NT	0.2U	0.2U	0.2U	0.2U	0.2U	0.2U		--/0.2
Pyrene	µg/L	0.2U	0.009M	NT	0.2U	0.2U	0.2U	0.2U	0.2U	0.2U	480	--/0.2
Benzyl butyl phthalate	µg/L	0.1U	0.0145M	NT	1.0U	1.0U	1.0U	0.2U	0.1U	1.0U		--/1.0
Di-n-butyl phthalate	µg/L	0.1U	0.022M	NT	1.0U	1.0U	1.0U	1.0U	1.0U	1.0U		--/1.0
Diethyl phthalate	µg/L	0.1U	0.0225	NT	1.0U	1.0U	1.0U	1.0U	1.0U	1.0U	1300	--/1.0
Dimethyl phthalate	µg/L	0.1U	0.0093M	NT	1.0U	1.0U	1.0U	1.0U	1.0U	1.0U		--/1.0
Other Unregulated Chemicals												
Molinate	µg/L	0.1U	0.1M	NT	0.1U	0.1U	0.1U	0.1U	0.1U	0.1U	32	--/0.1
Endosulfan II	µg/L	NT	NT	NT	0.1U	0.1U	0.1U	NT	0.1U	0.1U		
Endosulfan Sulfate	µg/L	NT	NT	NT	0.1U	0.1U	0.1U	NT	0.1U	0.1U		
Endrin Aldehyde	µg/L	NT	NT	NT	0.1U	0.1U	0.1U	NT	0.1U	0.01U		
Endrin Ketone	µg/L	NT	NT	NT	0.1U	0.1U	0.1U	NT	0.1U	0.1U		
alpha-BHC	µg/L	NT	NT	NT	0.2U	0.1U	0.1U	NT	0.1U	0.1U		
cis-chlordane	µg/L	NT	NT	NT	0.1U	0.1U	0.1U	NT	NT	NT		
delta-BHC	µg/L	NT	NT	NT	0.2U	0.2U	0.1U	NT	0.1U	0.1U		
MCPA	µg/L	NT	NT	NT	0.2U	0.2U	0.2U	NT	0.1U	0.2U		
Ethyl Parathion	µg/L	NT	NT	NT	0.2U	0.2U	0.2U	NT	0.2U	0.2U		
Parathion ethyl	µg/L	NT	NT	NT	0.2U	0.2U	0.2U	NT	0.2U	0.2U		
Flouranthene	µg/L	NT	NT	NT	0.2U	0.2U	0.2U	NT	0.2U	0.2U		
Pendimethalin	µg/L	NT	NT	NT	0.2U	0.2U	0.2U	NT	0.2U	0.2U		
Permethrin	µg/L	NT	NT	NT	0.2U	0.2U	0.2U	NT	0.2U	0.2U		
trans-Chlordane	µg/L	NT	NT	NT	0.2U	0.2U	0.2U	NT	NT	NT		
trans-Nonachlor	µg/L	NT	NT	NT	0.2U	0.2U	0.2U	NT	NT	NT		
Triadmefon	µg/L	NT	NT	NT	0.2U	0.2U	0.2U	NT	0.2U	0.2U		
Dacthal	µg/L	NT	NT	NT	NT	NT	0.02U	NT	0.02U	0.02U		
Carbamate												
Carbofuran	µg/L	NT	NT	NT	0.9U	0.9U	0.9U	0.9U	0.9U	NT	80	40/0.9
Oxamyl	µg/L	NT	NT	NT	2.0U	2.0U	2.0U	2.0U	2.0U	NT	400	200/2
Aldicarb	µg/L	NT	NT	NT	0.5U	0.5U	0.5U	0.5U	0.5U	NT	16	3/0.5
Aldicarb sulfone	µg/L	NT	NT	NT	0.8U	0.8U	0.8U	0.8U	0.8U	NT	16	2/0.8
Aldicarb sulfoxide	µg/L	NT	NT	NT	0.5U	0.5U	0.5U	0.5U	0.5U	NT		4/0.5
Carbaryl	µg/L	NT	NT	NT	2.0U	2.0U	2.0U	2.0U	2.0U	NT	1600	-/2
Methomyl	µg/L	NT	NT	NT	4.0U	4.0U	4.0U	4.0U	4.0U	NT	400	-/4

Table 4
Synthetic Organic Compounds (SOCs) Groundwater

Well Number	Units	MW-8									MW-9							MTCA	DW
Aquifer		Qva									Qc								
Sample Date		2/5/2020	7/7/2020	12/7/2020	11/17/2021	7/11/2022	1/23/2023	7/25/2023	2/7/2024	9/23/24	12/7/2020	11/22/2021	7/11/2022	1/23/2023	7/25/2023	2/7/2024	9/23/24		
EPA Regulated Analytes																			
2,4-D	µg/L	NA	0.04M	NT	0.1U	0.1U	0.1U	0.1U	0.1U	0.1U	NT	0.1U	0.1U	0.1U	0.1U	0.1U	0.1U		70/0.1
2,4,5-TP (Silvex)	µg/L	NA	0.127M	NT	0.2U	0.2U	0.2U	0.2U	0.2U	0.2U	NT	0.2U	0.2U	0.2U	0.2U	0.2U	0.2U	130	50/0.2
Pentachlorophenol	µg/L	NA	0.009M	NT	0.04U	0.04U	0.04U	0.04U	0.4U	0.04U	NT	0.04U	0.04U	0.04U	0.04U	0.4U	0.04U	0.22	1/0.4
Dalapon	µg/L	NA	0.203M	NT	1.0U	1.0U	1.0U	1.0U	1.0U	1.0U	NT	1.0U	1.0U	1.0U	1.0U	1.0U	1.0U	240	200/1.0
Dinoseb	µg/L	NA	0.027M	NT	0.2U	0.2U	0.2U	0.2U	0.2U	0.2U	NT	0.2U	0.2U	0.2U	0.2U	0.2U	0.2U	16	7/0.2
Picloram	µg/L	NA	0.031M	NT	0.1U	0.1U	0.1U	0.1U	0.1U	0.1U	NT	0.1U	0.1U	0.1U	0.1U	0.1U	0.1U	1100	500/0.1
EPA Unregulated Analytes																			
Dicamba	µg/L	NA	0.02M	NT	0.2U	0.2U	0.2U	0.2U	0.2U	0.2U	NT	0.2U	0.2U	0.2U	0.2U	0.2U	0.2U	480	--/0.2
State Unregulated Analytes																			
2,4-DB	µg/L	NA	0.431M	NT	1.0U	1.0U	1.0U	1.0U	1.0U	1.0U	NT	1.0U	1.0U	1.0U	1.0U	1.0U	1.0U	130	--/1.0
2,4,5-T	µg/L	NA	0.089M	NT	0.4U	0.4U	0.4U	0.4U	0.4U	0.4U	NT	0.4U	0.4U	0.4U	0.4U	0.4U	0.4U		--/0.4
Bentazon	µg/L	NA	0.089M	NT	0.5U	0.5U	0.5U	0.5U	0.121	0.5U	NT	0.5U	0.5U	0.5U	0.5U	0.5U	0.5U	480	--/0.5
Dichlorprop	µg/L	NA	0.105M	NT	0.5U	0.5U	0.5U	0.5U	0.5U	0.5U	NT	0.5U	0.5U	0.5U	0.5U	0.5U	0.5U		--/0.5
Acifluorofen	µg/L	NA	0.219M	NT	1.0U	1.0U	1.0U	1.0U	1.0U	1.0U	NT	1.0U	1.0U	1.0U	1.0U	1.0U	1.0U		--/2.0
DCPA (Acid Metabolites)	µg/L	NA	0.02M	NT	0.1U	0.02U	NT	0.02U	NT	NT	NT	0.1U	0.02U	NT	0.02U	NT	NT		--/0.1
3,5-Dichlorobenzoic Acid	µg/L	NA	0.111M	NT	0.5U	0.5U	0.5U	0.5U	0.5U	05U	NT	0.5U	0.5U	0.5U	0.5U	0.5U	05U		--/0.5
State Regulated Analytes																			
Chloramben	µg/L	NA	0.2M	NT	NT	0.2U	0.2U	NT	0.2U	0.2U	NT	0.2U	0.2U	0.2U	NT	0.2U	0.2U	240	
EPA Regulated Analyte																			
Endrin	µg/L	0.01U	0.0046M	0.0048U	0.01U	0.01U	0.01U	0.01U	0.01U	0.01U	0.0048U	0.2U	0.01U	0.01U	0.01U	0.01U	0.01U	4.8	2.0/0.01
Lindane (BHC-gamma)	µg/L	0.02U	0.003M	NT	0.02U	0.02U	0.04U	0.02U	0.2U	0.02U	NT	0.04U	0.02U	0.04U	0.02U	0.2U	0.02U	0.08	0.2/0.02
Methoxychlor	µg/L	0.1U	0.0078M	0.0095U	0.1U	0.1U	0.2U	0.1U	0.1U	0.1U	0.0096U	0.2U	0.1U	0.2U	0.1U	0.1U	0.1U	80	40/0.1
Toxaphene	µg/L	1.0U	0.12M	0.048U	1.0U	1.0U	1.0U	1.0U	1.0U	1.0U	0.048U	1.0U	1.0U	1.0U	1.0U	1.0U	1.0U	0.08	3/1.0
Alachlor	µg/L	0.2U	0.0099M	NT	0.2U	0.2U	0.2U	0.2U	0.2U	0.2U	NT	0.2U	0.2U	0.2U	0.2U	0.2U	0.2U	160	2/0.2
Atrazine	µg/L	0.1U	0.0133M	NT	0.1U	0.1U	0.1U	0.1U	0.1U	0.1U	NT	0.1U	0.1U	0.1U	0.2U	0.1U	0.1U	0.38	3/0.1
Benzo(a)pyrene	µg/L	0.02U	0.01M	NT	0.02U	0.02U	0.02U	0.02U	0.02U	0.02U	0.0048U	0.02U	0.02U	0.02U	0.02U	0.02U	0.02U	0.023	0.2/0.02
Chlordane (Total)	µg/L	0.2U	0.0288M	0.0096U	0.2U	0.2U	0.2U	0.2U	0.2U	0.2U	0.0096U	0.2U	0.2U	0.2U	0.2U	0.2U	0.2U	0.25	2/0.2
Di(ethylhexyl)adipate	µg/L	0.6U	0.016M	NT	0.6U	0.6U	0.6U	0.6U	NT	NT	NT	0.6U	0.6U	0.6U	0.6U	NT	NT	70	400/0.6
Di(ethylhexyl)phthalate	µg/L	0.6U	0.0994M	NT	0.6U	0.6U	0.6U	0.6U	NT	NT	NT	0.6U	0.6U	0.6U	0.6U	NT	NT	73	6/0.6
Heptachlor	µg/L	0.04U	0.0034M	0.0048U	0.04U	0.04U	0.04U	0.04U	0.04U	0.04U	0.0048U	0.04U	0.04U	0.04U	0.04U	0.04U	0.04U	0.02	0.4/0.04
Heptachlor Epoxide	µg/L	0.02U	0.0036M	0.0029U	0.02U	0.02U	0.02U	0.02U	0.02U	0.02U	0.0029U	0.02U	0.02U	0.02U	0.02U	0.02U	0.02U	0.0048	0.2/0.02
Hexachlorobenzene	µg/L	0.1U	0.0066M	NT	0.1U	0.1U	0.1U	0.1U	0.1U	0.1U	NT	0.1U	0.1U	0.1U	0.1U	0.1U	0.1U	0.055	1/0.1
Hexachlorocyclopentadiene	µg/L	0.1U	0.011M	NT	0.1U	0.1U	0.1U	0.1U	0.1U	0.1U	NT	0.1U	0.1U	0.1U	0.1U	0.1U	0.1U	48	50/0.1
Simazine	µg/L	0.2U	0.0174M	NT	0.07U	0.07U	0.07U	0.07U	0.07U	0.07U	NT	0.07U	0.07U	0.07U	0.07U	0.07U	0.07U	0.73	4/0.07
PCB (As Total Arochlors)	µg/L	0.2U	0.095M	0.5U	0.5U	0.5U	0.5U	0.5U	0.5U	0.5U	NT	0.5U	0.5U	0.5U	0.5U	0.5U	0.5U	0.044	0.5

Table 4 (continued)
Synthetic Organic Compounds (SOCs) Groundwater

Well Number	Units	MW-8									MW-9							MTCA	DW/RL
Aquifer		Qva									Qc								
Sample Date		**22/5/2020**	**7/7/2020**	**12/7/2020**	**11/17/2021**	**7/11/2022**	**1/23/2023**	**7/25/2023**	**2/7/24**	**9/23/24**	**12/7/2020**	**11/22/2021**	**7/11/2022**	**1/23/2023**	**7/25/2023**	**2/7/24**	**9/23/24**		
EPA Unregulated Analyte																			
Aldrin	µg/L	0.1U	0.0264M	0.0019U	0.1U	0.1U	0.1U	0.1U	0.1U	0.1U	0.0019U	0.1U	0.1U	0.1U	0.1U	0.1U	0.1U	0.0026	--/0.1
Butachlor	µg/L	0.1U	0.0409M	NT	0.1U	0.1U	0.1U	0.1U	0.1U	0.1U	NT	0.1U	0.1U	0.1U	0.1U	0.1U	0.1U		--/0.1
Dieldrin	µg/L	0.1U	0.006M	0.0048U	0.1U	0.1U	0.1U	0.1U	0.1U	0.1U	0.0048	0.1U	0.1U	0.1U	0.1U	0.1U	0.1U	0.0055	--0.1
Metolachlor	µg/L	0.1U	0.0049M	NT	0.1U	0.1U	0.1U	0.1U	0.1U	0.1U	NT	0.1U	0.1U	0.1U	0.1U	0.1U	0.1U		--/0.1
Metribuzin	µg/L	0.1U	0.0214M	NT	0.1U	0.1U	0.1U	0.1U	0.1U	0.1U	NT	0.1U	0.1U	0.1U	0.1U	0.1U	0.1U	400	--/0.1
Propachlor	µg/L	0.1U	0.0077M	NT	0.1U	0.1U	01U	0.1U	0.1U	0.1U	NT	0.1U	0.1U	01U	0.1U	0.1U	0.1U	210	--0.1
Fluorene	µg/L	0.2U	0.0077M	NT	0.2U	0.2U	0.2U	0.2U	0.2U	0.2U	NT	0.2U	0.2U	0.2U	0.2U	0.2U	0.2U	640	--/0.2
Aroclor 1221	µg/L	20U	0.5M	NT	20U	20U	20U	20U	20U	20U	NT	20U	20U	20U	20U	20U	20U	0.044	--/20
Aroclor 1232	µg/L	0.5U	0.1M	NT	0.5U	0.5U	0.5U	0.5U	0.5U	0.5U	NT	0.5U	0.5U	0.5U	0.5U	0.5U	0.5U	0.044	--/0.5
Aroclor 1242	µg/L	0.3U	0.1M	NT	0.3U	0.3U	0.3U	0.3U	0.3U	0.3U	NT	0.3U	0.3U	0.3U	0.3U	0.3U	0.3U	0.044	--/0.3
Aroclor 1248	µg/L	0.1U	0.1M	NT	0.1U	0.1U	0.1U	0.1U	0.1U	0.1U	NT	0.1U	0.1U	0.1U	0.1U	0.1U	0.1U	0.044	--/0.1
Aroclor 1254	µg/L	0.1U	0.1M	NT	0.1U	0.1U	0.1U	0.1U	0.1U	0.1U	NT	0.1U	0.1U	0.1U	0.1U	0.1U	0.1U	0.044	--/0.1
Aroclor 1260	µg/L	0.2U	0.0411M	NT	0.2U	0.2U	0.2U	0.2U	0.2U	0.2U	NT	0.2U	0.2U	0.2U	0.2U	0.2U	0.2U	0.044	--/0.2
Aroclor 1016	µg/L	0.08U	0.0497M	NT	0.08U	0.08U	0.08U	0.08U	0.08U	0.08U	NT	0.08U	0.08U	0.08U	0.08U	0.08U	0.08U	0.044	--/0.08
State Unregulated Analyte																			
Bromacil	µg/L	0.1U	0.0209M	NT	0.1U	0.1U	0.1U	0.1U	0.6U	0.1U	NT	0.1U	0.1U	0.1U	0.1U	0.6U	0.1U		
Prometon	µg/L	0.2U	0.0209M	NT	NT	0.2U	0.2U	NT	0.2U	0.2U	NT	0.2U	0.2U	0.2U	NT	0.2U	0.2U		
Terbacil	µg/L	0.1U	0.0644M	NT	0.1U	0.1U	0.1U	0.1U	0.1U	0.1U	NT	0.1U	0.1U	0.1U	0.1U	0.1U	0.1U		--/0.1
Diazinon	µg/L	0.2U	0.0172M	NT	NT	0.2U	0.2U	NT	NT	0.2U	NT	0.2U	0.2U	0.2U	NT	NT	0.2U	11	
EPTC	µg/L	0.1U	0.0095M	NT	0.1U	0.1U	0.1U	0.1U	0.1U	0.1U	NT	0.1U	0.1U	0.1U	0.1U	0.1U	0.1U		
4,4-DDD	µg/L	0.1U	0.0037M	0.0048U	0.1U	0.1U	0.1U	0.1U	0.1U	0.1U	NT	0.1U	0.1U	0.1U	0.1U	0.1U	0.1U	0.36	--/0.1
4,4-DDE	µg/L	0.1U	0.004M	0.0048U	0.1U	0.1U	0.1U	0.1U	0.1U	0.1U	NT	0.1U	0.1U	0.1U	0.1U	0.1U	0.1U	0.26	--/0.1
4,4-DDT	µg/L	0.1U	0.008M	0.0048U	0.1U	0.1U	0.1U	0.1U	0.1U	0.1U	NT	0.1U	0.1U	0.1U	0.1U	0.1U	0.1U	0.26	--/0.1
Cyanizine	µg/L	0.2U	0.0219M	NT	NT	0.2U	0.2U	NT	0.2U	0.2U	NT	0.2U	0.2U	0.2U	NT	0.2U	0.2U	120	--/0.1
Malathion	µg/L	0.2U	0.1M	NT	NT	0.2U	0.2U	0.1U	0.2U	0.2U	NT	0.2U	0.2U	0.2U	NT	0.2U	0.2U		
Trifluralin	µg/L	0.1U	0.0112M	NT	0.1U	0.1U	0.1U	0.1U	0.1U	0.2U	NT	0.1U	0.1U	0.1U	0.1U	0.1U	0.2U		--/0.1
Acenaphthylene	µg/L	0.2U	0.0074M	NT	0.2U	0.2U	0.2U	0.2U	0.2U	0.2U	0.048U	0.2U	0.2U	0.2U	0.2U	0.2U	0.2U	NP	--/0.2
Acenaphthene	µg/L	0.2U	0.1M	NT	NT	0.2U	0.2U	0.2U	0.2U	0.2U	0.048U	0.2U	0.2U	0.2U	0.2U	0.2U	0.2U	960	
Anthracene	µg/L	0.2U	0.0183M	NT	0.2U	0.2U	0.2U	0.2U	0.2U	0.2U	0.048U	0.2U	0.2U	0.2U	0.2U	0.2U	0.2U	4800	--/0.2
Benzo(a)anthracene	µg/L	0.2U	0.0066M	NT	0.2U	0.2U	0.2U	0.2U	0.2U	0.2U	0.0048U	0.2U	0.2U	0.2U	0.2U	0.0362	0.2U		--/0.2
Benzo(b)fluoranthene	µg/L	0.2U	0.0112M	NT	0.2U	0.2U	0.2U	0.2U	0.2U	0.2U	0.0048U	0.2U	0.2U	0.2U	0.2U	0.2U	0.2U		--/0.2
Benzo(g,h,i)perylene	µg/L	0.2U	0.009M	NT	NT	0.2U	0.2U	NT	0.2U	0.2U	0.0048U	0.2U	0.2U	0.2U	NT	0.2U	0.2U		
Benzo(k)fluoranthene	µg/L	0.2U	0.0136M	NT	0.2U	0.2U	0.2U	0.2U	0.2U	0.2U	0.0048U	0.2U	0.2U	0.2U	0.2U	0.2U	0.2U		--/0.2
Chrysene	µg/L	0.2U	0.0073M	NT	0.2U	0.2U	0.2U	0.2U	0.2U	0.2U	0.0048U	0.2U	0.2U	0.2U	0.2U	0.2U	0.2U		--/0.2
Dibenz(a,h)anthracene	µg/L	0.2U	0.0117M	NT	NT	0.2U	0.2U	0.2U	0.2U	0.2U	0.0048U	0.2U	0.2U	0.2U	NT	0.2U	0.2U		
Indeno(1,2,3-cd)pyrene	µg/L	0.2U	0.0092M	NT	NT	0.2U	0.2U	0.2U	0.2U	0.2U	0.0048U	0.2U	0.2U	0.2U	NT	0.2U	0.2U		
Naphthalene	µg/L	NT	NT	NT	1.0U	NT	NT	0.2U	NT	NT	0.048U	1.0U	NT	NT	0.2U	NT	NT		--/0.1

Table 4 (continued)
Synthetic Organic Compounds (SOCs) Groundwater

Well Number	Units	MW-8									MW-9							MTCA	DW/RL
Aquifer		Qva									Qc								
Sample Date		2/5/2020	7/7/2020	12/7/2020	11/17/2021	7/11/2022	1/23/2023	7/25/2023	2/7/2024	9/23/24	12/7/2020	11/22/2021	7/11/22		7/25/23	2/7/24	9/23/24		
EPA Unregulated Analyte																			
Phenanthrene	µg/L	0.2U	0.006M	NT	0.2U	0.2U	0.2U	0.2U	0.2U	0.2U	0.048U	0.2U	0.2U		0.2U	0.2U	0.2U		--/0.2
Pyrene	µg/L	0.2U	0.009M	NT	0.2U	0.2U	0.2U	0.2U	0.2U	0.2U	0.048U	0.2U	0.2U		0.2U	0.2U	0.2U	480	--/0.2
Benzyl butyl phthalate	µg/L	0.1U	0.0145M	NT	1.0U	1.0U	1.0U	1.0U	1.0U	1.0U	NT	1.0U	1.0U		0.2U	1.0U	1.0U		--/1.0
Di-n-butyl phthalate	µg/L	0.1U	0.0220M	NT	1.0U	1.0U	1.0U	1.0U	1.0U	0.0491	NT	0.131	1.0U		1.0U	1.0U	0.0494		--/1.0
Diethyl phthalate	µg/L	0.1U	0.0174M	NT	0.297	1.0U	1.0U	1.0U	1.0U	1.0U	NT	1.0U	1.0U		1.0U	1.0U	1.0U	1300	--/1.0
Dimethyl phthalate	µg/L	0.1U	0.0093M	NT	0.0377	1.0U	1.0U	1.0U	1.0U	0.0114	NT	1.0U	1.0U		1.0U	1.0U	0.0138		--/1.0
Other Unregulated Chemicals																			
Molinate	µg/L	0.1U	0.1M	NT	0.1U	0.1U	0.1U	0.1U	0.1U	0.1U	NT	0.1U	0.1U		0.1U	0.1U	0.1U	32	--/0.1
Endosulfan II	µg/L	NT	NT	NT	0.1U	0.1U	0.1U	NT	0.1U	0.1U	NT	0.1U	0.1U		NT	0.1U	0.1U		
Endosulfan Sulfate	µg/L	NT	NT	NT	0.1U	0.1U	0.1U	NT	0.1U	0.1U	NT	0.1U	0.1U		NT	0.1U	0.1U		
Endrin Aldehyde	µg/L	NT	NT	NT	0.1U	0.1U	0.1U	NT	0.1U	0.1U	NT	0.1U	0.1U		NT	0.1U	0.1U		
Endrin Ketone	µg/L	NT	NT	NT	0.1U	0.1U	0.1U	NT	0.1U	0.1U	NT	0.1U	0.1U		NT	0.1U	0.1U		
alpha-BHC	µg/L	NT	NT	NT	0.2U	0.1U	0.1U	NT	0.1U	0.1U	NT	0.2U	0.1U		NT	0.1U	0.1U		
cis-chlordane	µg/L	NT	NT	NT	0.1U	0.1U	0.1U	NT	NT	NT	NT	0.1U	0.1U		NT	NT	NT		
delta-BHC	µg/L	NT	NT	NT	0.2U	0.2U	0.1U	NT	0.1U	0.1U	NT	0.2U	0.2U		NT	0.1U	0.1U		
MCPA	µg/L	NT	NT	NT	0.2U	0.2U	0.2U	NT	0.2U	0.2U	NT	0.2U	0.2U		NT	0.2U	0.2U		
Ethyl Parathion	µg/L	NT	NT	NT	0.2U	0.2U	0.2U	NT	0.1U	0.2U	NT	0.2U	0.2U		NT	0.1U	0.2U		
Parathion ethyl	µg/L	NT	NT	NT	0.2U	0.2U	0.2U	NT	0.2U	0.2U	NT	0.2U	0.2U		NT	0.2U	0.2U		
Flouranthene	µg/L	NT	NT	NT	0.2U	0.2U	0.2U	NT	0.2U	0.2U	NT	0.2U	0.2U		NT	0.2U	0.2U		
Pendimethalin	µg/L	NT	NT	NT	0.2U	0.2U	0.2U	NT	0.2U	0.2U	NT	0.2U	0.2U		NT	0.2U	0.2U		
Permethrin	µg/L	NT	NT	NT	0.2U	0.2U	0.2U	NT	0.2U	0.2U	NT	0.2U	0.2U		NT	0.2U	0.2U		
trans-Chlordane	µg/L	NT	NT	NT	0.2U	0.2U	0.2U	NT	NT	NT	NT	0.2U	0.2U		NT	NT	NT		
trans-Nonachlor	µg/L	NT	NT	NT	0.2U	0.2U	0.2U	NT	NT	NT	NT	0.2U	0.2U		NT	NT	NT		
Triadmefon	µg/L	NT	NT	NT	0.2U	0.2U	0.2U	NT	0.2U	0.2U	NT	0.2U	0.2U		NT	0.2U	0.2U		
Dacthal	Ug/L	NT	NT	NT	NT	NT	0.02U	NT	0.0195	0.02U	NT	NT	NT		NT	0.02U	0.02U		
Carbamate																			
Carbofuran	µg/L	NT	NT	NT	0.9U	0.9U	0.9U	0.9U	0.9U	0.9U	NT	0.9U	0.9U	0.9U	0.9U	0.9U	0.9U	80	40/0.9
Oxamyl	µg/L	NT	NT	NT	2.0U	2.0U	2.0U	2.0U	2.0U	2.0U	NT	2.0U	2.0U	2.0U	2.0U	2.0U	2.0U	400	200/2
Aldicarb	µg/L	NT	NT	NT	0.5U	0.5U	0.5U	0.5U	0.5U	0.5U	NT	0.5U	0.5U	0.5U	0.5U	0.5U	0.5U	16	3/0.5
Aldicarb sulfone	µg/L	NT	NT	NT	0.8U	0.8U	0.8U	0.8U	0.8U	0.8U	NT	0.8U	0.8U	0.8U	0.8U	0.8U	0.8U	16	2/0.8
Aldicarb sulfoxide	µg/L	NT	NT	NT	0.5U	0.5U	0.5U	0.5U	0.5U	0.5U	NT	0.5U	0.5U	0.5U	0.5U	0.5U	0.5U		4/0.5
Carbaryl	µg/L	NT	NT	NT	2.0U	2.0U	2.0U	2.0U	2.0U	2.0U	NT	2.0U	2.0U	2.0U	2.0U	2.0U	2.0U	1600	-/2
Methomyl	µg/L	NT	NT	NT	4.0U	4.0U	4.0U	4.0U	4.0U	4.0U	NT	4.0U	4.0U	4.0U	4.0U	4.0U	4.0U	400	-/4

Notes for Table 4: U modified indicates that the compound was not present at the stated numerical practical quantitation limit (PQL).
m modifier indicates the result was below the method detection limit
Modifier of N1 indicates that the analyte was present in lab reagents and not the sample.
Modifier of B1 indicates that the presence of the analyte was also in the sample blank.
MTCA cleanup values shown are the lowest of method A, method B carcinogen or method B non-carcinogen and are shown for comparison purposes only.
The cleanup level shown for dacthal is from Florida and is the drinking water criteria level. https://floridadep.gov/sites/default/files/2-GroundwaterandSurfaceWaterCleanupTargetLevels_3.pdf
MCL is the maximum contaminant level for drinking water
RL is the required reporting limits for the lab samples.
DW/RL Is the drinking water MCL/Reporting Level
DW and RL drinking water levels are from federal drinking water standards.
Blank cells indicate that no level is posted for either MTCA on the current CLARC database or for the federal drinking water standards.
NT indicates that the analyte was not included in the analysis.
The groundwater sample from Monitoring Well MW-8 in February of 2020 was not analyzed for the compounds in the EPA 515 analysis for pesticides. The lab reported an equipment failure resulted in the sample cooler temperature decreasing to below 0° C and the sample freezing.
Values shown in red are above the MDL but below the PQL
Napthalene is within the suite of compounds summarized in the non-halogenated volatile compounds on Table 2B

Table 5
Field Parameters

Well Number	Units	MW-1										
Aquifer		Deep										
Sample Date		1/16/20	6/29/20	10/24/20	12/3/20	3/9/21	12/7/21	7/6/22	2/3/23	7/24/23	2/13/24	9/19/24
Conductivity	Umhos/cm	125	72.5	87.9	67	84	90	147	107	92	89	146
pH	standard	6.96	7.41	7.29	7.33	6.89	7.35	7.92	7.91	7.24	7.85	7.11
Temperature	C°	5.93	10.9	10.1	10.09	10.63	10.18	16.15	10.73	13.9	10.68	11.87
Purge Rate-	GPM	3.5	3.5	3.5	3.6	3.5	0.065	0.033	0.1	0.4	NM	NM
Total Purge Volume	Gallons	1180	1100	1100	1,100	1,000	30	12	37	37	40	30
Final Drawdown	Feet	NM	NM	NM	NM	37.44	0	NM	NM	NM	NM	NM

Well Number	Units	MW-2											
Aquifer		Qc											
Sample Date		1/17/20	6/29/20	10/25/20	12-4-20	3/10/21	12/1/21	7/6/22	2/3/23	3/28/2023	7/24/23	3/6/24	9/19/24
Conductivity	Umhos/cm	150	114.2	143.4	106	228	143	142	142	143	137	134	155.
pH	standard	6.96	7.05	7.27	7.06	6.37	7.27	6.37	6.91	6.94	7.16	7.3	7.41
Temperature	C°	5.16	10.1	10	9.95	12.54	10.22	11.27	10.35	9.9	10.79	8.77	10.11
Purge Rate-	GPM	3.4	3.4	3.4	3.2	3.4	0.13	0.1	0.22	0.42	0.2	NM	NM
Total Purge Volume	Gallons	300	300	300	350	350	50	50	13	25	12	15	12
Final Drawdown	Feet	NM	NM	NM	NM	0.73	0	NM	NM	NM	NM	NM	NM

Well Number	Units	MW-3A										
Aquifer		Qva										
Sample Date		7/7/20	10/28/20	12-4-20	3/17/21	12/1/21	7/6/22	2/3/23	3/28/2023	7/23/23	2/13/24	9/19/24
Conductivity	Umhos/cm	185.3	240.2	183	228	226	228	237	234	221	204	177
pH	standard	6.65	6.77	6.79	6.37	6.81	6.01	6.63	6.52	6.9	6.84	6.98
Temperature	C°	12.1	13.3	11.63	12.54	10.22	12.24	10.35	10.41	11.14	10.66	11.03
Purge Rate-	GPM	NM	NM	NM	0.8	0.15	0.11	0.42	0.2	0.4	NM	
Total Purge Volume	Gallons	60	80	80	80	70	25	25	12	25	30	
Final Drawdown	Feet	NM	NM	NM	0.15	0	NM	NM	NM	NM	NM	

Table 5 (continued)

Field Parameters

Well Number	Units	MW-4												
Aquifer		Qc												
Sample Date		1/17/20	7/9/20	10/24/20	12/2/20	1/17/20	3/11/21	5/27/21	9/23/21	10/13/21	10/29/21	11/11/21	11/18/21	1/5/22
Conductivity	Umhos/cm	160	121.3	154.2	111	239	152	122	183	NM	221	NM	189	NM
pH	standard	6.75	7.06	6.95	7.01	7.82	6.68	7.01	6.9	NM	6.63	NM	6.90	NM
Temperature	C°	5.16	10.2	9.8	8.67	11.3	10.52	10.21	11.8	NM	13.3	NM	11.67	NM
Purge Rate-	GPM	2	5	4.4	3.3	3.3	3.4	0.25	0.05	0.05	0.3	0.3	0.1	0.12
Total Purge Volume	Gallons	436	175	450	530	530	475	20	20	100	36.5	116	50	160
Final Drawdown	Feet	NM	NM	NM	0.75	NM	0.99	0+/-	0+/-	0+/-	0+/-	0 +/--	0 +/-	NM

Well Number	Units	MW-4									
Aquifer		Qc									
Sample Date		3/31/22	7/19/22	10/3/22	2/3/23	4/28/23	8/1/2023	11/9/23	2/12/24	5/23/24	10/17/24
Conductivity	Umhos/cm	NM	151	154	149	113	156	159	150	111	162
pH	standard	NM	6.76	7.24	7.29	7.01	7.71	6.71	7.21	7.14	7.08
Temperature	C°	NM	11.27	9.94	10.65	10.76	10.38	10.8	9.87	10.3	9.99
Purge Rate-	GPM	0.12	0.13	0.12	0.12	0.12	0.08	NM	NM	NM	NM
Total Purge Volume	Gallons	175	177	185	185	185	145	152	220	NM	200
Final Drawdown	Feet	NM	NM	9.94	NM	NM	NM	NM	NM	NM	NM

Table 5 (continued)
Field Parameters

Well Number	Units	MW-5											
Aquifer		Qva											
Sample Date		10/31/20	7/9/20	10/31/20	12/1/20	3/19/21	5/27/21	9/28/21	10/13/21	10/29/21	11/11/21	11/18/21	1/7/22
Conductivity	Umhos/cm	NM	185.4	238.9	178	236	266	242	311	260	NM	309	NM
pH	standard	NM	6.71	6.66	6.65	6.34	6.69	6.55	6.36	6.66	NM	6.34	NM
Temperature	C°	NM	12.0	11.5	11.43	12.18	11.60	12.96	11.23	13.56	NM	11.38	NM
Purge Rate-	GPM	2	2	1	1.8	0.8	1.0	0.016	0.5	0.03	0.04	0.04	0.04
Total Purge Volume	Gallons	175	90	225	550	275	150	18.5	75	15	41	20	50
Final Drawdown	Feet	NM	NM	0 +/-	0.17	0.25	0.12	0	0.45	0+/-	0 +/-	0 +/-	NM

Well Number	Units	MW-5									
Aquifer		Qva									
Sample Date		3/30/22	7/19/22	10/3/22	2/3/23	4/28/23	8/1/2023	11/9/23	2/15/24	5/23/24	9/17/24
Conductivity	Umhos/cm	NM	262	255	259	203	257	211	238	191	222
pH	standard	NM	6.14	6.77	6.78	6.76	6.93	6.44	6.81	6.71	6.79
Temperature	C°	NM	14.27	13.98	10.16	13.17	13.95	11.88	10.39	12.5	10.64
Purge Rate-	GPM	0.04	0.033	0.04	0.04	0.04	0.04	NM	NM	NM	NM
Total Purge Volume	Gallons	72	36	40	42	45	55	50	50	50	40
Final Drawdown	Feet	NM	NM	NM	NM	NM	NM	NM	NM	NM	NM

Table 5 (continued)
Field Parameters

Well Number	Units	MW-6												
Aquifer		Qc												
Sample Date		1/21/20	7/1/20	10/26/20	12/4/20	3/10/21	11/1/21	11/16/21	7/12/22	2/3/23	3/28/23	7/25/23	2/7/24	9/18/24
Conductivity	Umhos/cm	158	118.2	110.4	107	142	169	155	143	145	144	103	133	120
pH	standard	6.39	7.09	7.45	6.89	6.74	7.11	7.75	6.63	7.03	6.89	7.25	7.2	7.21
Temperature	C°	5.23	9.8	9.9	10.62	10.04	10.53	9.7	10.42	6.82	9.95	10.74	9.68	10.37
Purge Rate-GPM	GPM	NM	NM	NM	4	3.2	0.3	0.1	0.053	0.1	0.2	0.24	NM	NM
Total Purge Volume	Gallons	NM	NM	NM	300	320	44	4.5	15	4	12	12	15	5
Final Drawdown	Feet	NM	NM	NM	NM	1.11	0+/-	0	NM	NM	NM	NM	NM	NM

Well Number	Units	MW-7										
Aquifer		Qva										
Sample Date		10/5/20	11/2/20	12/7/20	3/12/21	11/17/21	7/12/22	2/3/23	3/28/23	7/25/23	2/7/24	9/18/24
Conductivity	Umhos/cm	206	170.7	141	197	144	186	201	209	78	200	158
pH	standard	6.87	6.64	6.89	6.75	6.86	6.47	6.91	6.84	6.86	7.01	7.13
Temperature	C°	10.74	11.6	10.62	11.79	10.56	13.52	9.23	9.47	10.98	9.92	10.44
Purge Rate-GPM	GPM	NM	NM	1.8	1	0.1	0.042	0.13	0.125	0.08	NM	NM
Total Purge Volume	Gallons	NM	NM	120	120	11.5	5	7	5	5	8	5
Final Drawdown	Feet	NM	NM	NM	0.4	0	NM	NM	NM	NM	NM	NM

Well Number	Units	MW-8											
Aquifer		Qva											
Sample Date		2/4/20	7/7/20	10/26/20	12/7/20	3/12/21	11/17/21	7/11/22	2/3/23	3/28/23	7/5/23	2/8/24	9/24/24
Conductivity	Umhos/cm	238	172.6	218.3	163	212	157	221	211	212	137	190	144
pH	standard	7.1	6.72	6.64	6.77	6.32	6.62	6.86	6.84	6.84	6.08	8.03	6.9
Temperature	C°	11.77	11.6	11.4	10.81	11.96	10.72	11.16	9.87	10.59	12.15	10.35	11.45
Purge Rate-GPM	GPM	NM	NM	NM	0.8	0.7	0.1	0.2	0.13	0.075	0.06	NM	NM
Total Purge Volume	Gallons	NM	NM	NM	80	85	15	3.5	4	3	3	4	5
Final Drawdown	Feet	NM	NM	NM	NM	0.15	0	NM	NM	NM	NM	NM	NM

Table 5 (continued)
Field Parameters

Well Number	Units	MW-9								
Aquifer		Qc								
Sample Date		12/9/20	3/11/21	11/17/21	7/11/22	2/3/23	3/28/23	7/25/23	2/8/24	9/24/24
Conductivity	Umhos/cm	191	138	157	143	134	135	127	163	143
pH	standard	7.17	7.15	6.62	7.19	7.67	7.23	7.8	7.87	7.81
Temperature	C°	10.35	10.01	10.72	14.05	9.87	10.14	12.07	10.02	11.8
Purge Rate-GPM	GPM	2	3	0.1	0.043	0.17	0.17	0.11	NM	NM
Total Purge Volume	Gallons	280	300	31.5	15	12	12	12	12	12
Final Drawdown	Feet	NM	1.70	0	NM	NM	NM	NM	NM	NM

Notes: The values listed are the final stabilized values at the end of the purge cycle after the parameters had stabilized.
All values are measured using a flow through chamber.
Final drawdown is the drawdown measured in feet at the end of the well purge operation