Geosyntec consultants

May 29, 2026

Rick Gilbert, Program Analyst
Kitsap County Public Works
Solid Waste Division
614 Division Street, MS-27
Port Orchard, WA 98366

Re: First Quarter 2026 Environmental Monitoring Report
Hansville Landfill, Kitsap County, Washington
Project No. 26000923

Dear Rick:

This quarterly report summarizes the results of environmental monitoring conducted at the Hansville Landfill (Site) during the First Quarter 2026, and was prepared by Geosyntec Consultants, Inc. (Geosyntec; formerly Aspect Consulting), on behalf of Kitsap County Public Works Solid Waste Division (County) and Waste Management of Washington (WMW). Ongoing environmental monitoring at the Site supports the selected remedy of natural attenuation of groundwater with enhanced monitoring and institutional controls established under Amended Consent Decree No. 95-2-03005-1, dated August 5, 2011.

The datasets presented in this letter report were collected in accordance with the Site Cleanup Action Plan (CAP; Ecology, 2011) and the Compliance Monitoring Plan with Sampling & Analysis Plan and Quality Assurance Plan (SCS, 2011; herein referred to as Compliance Monitoring Plan), except where otherwise noted. These documents were prepared and approved by the Washington State Department of Ecology (Ecology) as part of the Site-specific cleanup actions under the Model Toxics Control Act (MTCA) cleanup regulations.

During the First Quarter 2026, conditions monitored at the Site were consistent with historical trends showing improvements in protection of human health and the environment, as reported in the last annual report (Aspect, 2026). This report is organized consistently with quarterly reporting topics listed in the Compliance Monitoring Plan (SCS, 2011) and includes:

- Site monitoring and maintenance activities, along with a discussion of any deviations from the CAP, or required tasks not otherwise documented in project plans
- Landfill gas monitoring results and gas collection system adjustments
- Determination of groundwater flow direction and gradient, including a groundwater surface elevation contour map
- Water quality sampling results, including tabulated field data and laboratory analyses

Also included are time-series plots and projected trends in groundwater concentrations for selected analytes at selected monitoring locations. Finally, this report discusses geochemical parameters as indicators of landfill effects on groundwater and surface water.

Site Activities – First Quarter 2026

Site activities during the reporting period included environmental monitoring of landfill gas, groundwater, and surface water. Documentation of the quarterly activities is presented in the following attachments:

- **Attachment A** presents landfill gas monitoring data.
- **Attachment B** presents groundwater elevations, a groundwater contour map, and groundwater and surface water quality analytical results.
- **Attachment C** presents summary statistics, time-series graphs, and graphs of projected groundwater concentrations for arsenic and vinyl chloride at selected monitoring wells.
- **Attachment D** presents supporting field records, laboratory data reports, and chain-of-custody documentation.

A chronology of on-Site monitoring activities performed during the First Quarter 2026 is provided below:

- On January 21, 2026, Geosyntec completed groundwater and surface water monitoring.
- On January 28, 2026, Geosyntec completed the monthly performance monitoring of the blower system and condensate management system.
- On February 19, 2026, Geosyntec conducted monthly performance monitoring of the landfill gas blower system and condensate management system.
- On March 19, 2026, Geosyntec conducted landfill gas compliance monitoring, which included measuring landfill gas concentrations at compliance monitoring probes, across the extraction wellfield and at the blower.

Deviations from the Compliance Monitoring Plan

There were no deviations from the Compliance Monitoring Plan (SCS, 2011) during the First Quarter 2026 environmental monitoring.

Summary of Landfill Gas Conditions

The following sections provide a discussion of landfill gas monitoring and gas extraction system performance. The layout of the landfill gas extraction system is shown on Figure A-1.

Landfill Gas Monitoring

Geosyntec monitored landfill gas concentrations at the blower on January 28, February 19, and March 19, 2026. Geosyntec monitored landfill gas concentrations at the compliance monitoring probes and the extraction wellfield on March 19, 2026.

Landfill gas conditions were measured with a calibrated GEM 5000 multigas meter. Landfill gas monitoring parameters collected for the compliance monitoring event are summarized in Table A-1 and listed below:

- Landfill gas composition measurements included methane, carbon dioxide, oxygen, and balance gas concentrations.
- Pressure measurements included the system pressure representing the vacuum available at the wellhead, and the static pressure representing the equilibrium downhole pressure.
- Temperature measurements are made at the wellhead except near the blower.
- Collection system flow-rate measurements were obtained at selected locations via orifice plates. The differential pressure and gas temperature were measured to calculate flow. Table A-1 presents flow rates measured after valve adjustments.

Landfill Gas System Performance

During the compliance monitoring event on March 19, 2026, conditions observed at the blower remained within the normal range. Methane and carbon dioxide concentrations at the blower inlet were approximately 2.3 percent by volume and 13.0 percent by volume, respectively. The oxygen concentration was approximately 6.1 percent by volume. Flow rates were approximately 111 standard cubic feet per minute during the first quarter. Both blowers for the landfill gas collection system have been in operation since January 2023, resulting in greater landfill gas collection rates. Wellfield optimization will continue to focus on maximizing methane and carbon dioxide collection rates.

During the First Quarter 2026, the condensate tank in the blower compound held approximately 900 gallons and the back condensate vault was approximately half full when monitored on March 13, 2026. Both blowers for that landfill gas collection system have been in operation since January 2023, resulting in greater landfill gas collection rates. Wellfield optimization will continue to focus on maximizing methane and carbon dioxide collection rates.

Biofilter Bed Treatment Performance

The biofilter bed (biobed) was installed in early March 8, 2023, to replace the existing flare system. Based on surface methane concentration measurements made during the reporting period, the biobed appears to be effectively reducing greenhouse gas emissions and controlling odor.

Surface methane concentrations were less than the design criteria of 1.25 percent methane (25 percent of the lower explosive limit) during walking surveys. To confirm biofilter performance, Geosyntec installed three small flux chambers in January 2026. The flux chambers remove the influence of air dispersion at the biofilter surface, and were constructed out of plastic buckets with sample ports. The three flux chambers were then monitored using a calibrated GEM 5000 to observe equilibrated methane and carbon dioxide concentrations. On February 19, 2026, the highest methane concentration measured was 1.3 percent by volume and the highest carbon dioxide concentration was 9.4 percent by volume in the flux chamber located closest to the blower intake pipe. Biobed surface methane concentrations approaching the blower inlet concentrations may indicate preferential discharge pathways that could be addressed by rototilling the biofilter media or

adding additional biofilter media. The equilibrated methane and carbon dioxide concentration measurements are listed in Table 1 below.

Table 1. Flux Chamber Monitoring Results

Date	Flux Chamber 1	Flux Chamber 2	Flux Chamber 3
January 28, 2026	0.0/0.2	0.1/0.1	0.4/2.9
February 19, 2026	0.0/0.2	0.0/0.2	1.3/9.4
March 19, 2026	0.0/0.3	0.0/0.2	0.7/6.4

Note: All values presented as methane/carbon dioxide in percent by volume.

Explosive Gas Control

Methane was not detected in any of the compliance gas probes during the compliance monitoring event on March 19, 2026. Locations of on-property compliance probes GP-1, GP-2S, GP-2M, GP-2D, GP-3, GP-4, GP-5, and GP-6 are shown on Figure A-1, and the location of off-property compliance probe GP-7 is shown on Figure B-1. Carbon dioxide concentrations ranged from 0.1 to 3.6 percent by volume, reflecting natural conditions. GP-5 was not monitored because the probe casing was broken.

Geosyntec recommends replacing gas probe GP-05 due to broken probe casing and repairing the ground near GP-6 to address an animal burrow hole under monitoring probe GP-6. Furthermore, during the monitoring event, GP-05 was found broken and the top 1 foot of casing was found disconnected from the rest of the gas probe. GP-05 was not monitored during this event as the gas probe no longer represents subsurface soil conditions.

Summary of Groundwater and Surface Water Conditions

This section addresses groundwater and surface water conditions based on the monitoring event on January 21, 2026. Samples were collected from six groundwater monitoring wells and four surface water monitoring locations (Figure B-1) for laboratory analysis.

Groundwater Flow

Groundwater flow conditions during the First Quarter 2026 were consistent with those observed during previous monitoring events. Groundwater surface elevations were calculated using water levels measured on January 21, 2026 (Table B-1). Groundwater elevations ranged from 237.8 feet North American Vertical Datum of 1988 (NAVD88) in MW-12I to 265.3 feet NAVD88 in the upgradient, background monitoring well MW-5. The direction of groundwater flow at the Site was west across the landfill then shifted southwest, consistent with historical observations. Groundwater gradients ranged from 0.0068 feet over feet (feet/feet) in the upgradient areas, to 0.013 feet/feet farther downgradient, with the gradient steepening near the groundwater discharge area (Figure B-1).

Groundwater and Surface Water Quality

Groundwater quality results from the First Quarter 2026 were consistent with historical ranges and trends. Groundwater quality results presented in Table B-2 include field parameters, conventional

parameters, dissolved metals, and volatile organic compounds. During the reporting period, dissolved arsenic concentrations in groundwater were below the Site-specific cleanup level of 0.005 milligrams per liter (mg/L) at all monitoring wells except MW-13D (0.0057 mg/L) and MW-14 (0.013 mg/L). Dissolved manganese concentrations were below the Site-specific cleanup level of 2.24 mg/L and below the MTCA Method B noncancer formula value[1] of 0.75 mg/L at all wells. Vinyl chloride concentrations in groundwater were below the Site-specific groundwater cleanup level of 0.025 micrograms per liter (µg/L) at all monitoring wells except MW-6 (0.033 µg/L) and MW-12I (0.07 µg/L).

Surface water quality results from the First Quarter 2026 are presented in Table B-3 and include field parameters, conventional parameters, dissolved metals, and volatile organic compounds. During the reporting period, surface water concentrations of dissolved arsenic, dissolved manganese, and vinyl chloride were below the respective Site-specific cleanup levels.

Time-Series Plots and Projected Trends

Groundwater sampling results since 2007 are shown on time-series plots for dissolved arsenic (Figure C-1) and vinyl chloride (Figure C-2) at all compliance monitoring locations. Figure C-1 shows that dissolved arsenic concentrations in groundwater have consistently been less than the 0.005 mg/L cleanup level at MW-5 (background well), MW-6, MW-7, and MW-12I. Dissolved arsenic concentrations at MW-13D were historically below the cleanup level until 2019. Dissolved arsenic concentrations at MW-14 have historically exceeded the Site-specific cleanup level and have been decreasing over time, although at a slower rate since 2020.

Figure C-2 shows vinyl chloride concentrations in groundwater have been less than the Site-specific cleanup level of 0.025 µg/L at MW-5 (background well), MW-7, and MW-13D. The concentrations of vinyl chloride at MW-6, MW-12I, and MW-14 have historically exceeded the Site-specific cleanup level and have been decreasing over time. In the First Quarter 2026, the concentration of vinyl chloride at MW-6 was 0.033 µg/L and MW-12I was 0.07 µg/L, above the Site-specific cleanup level. Concentrations are expected to fluctuate but continue to decrease as indicated by the trends (discussed below). The vinyl chloride concentration at MW-14 during the First Quarter 2026 remains consistent with the historical decreasing trend.

Figure C-3 shows time-series plots of historical and 10-year projected groundwater concentrations for MW-6 (vinyl chloride), MW-12I (vinyl chloride), MW-14 (vinyl chloride and arsenic), and MW-13D (arsenic). The projected restoration timeframes for vinyl chloride concentrations range from approximately 0 to 7 years. Dissolved arsenic concentrations at MW-13D slightly exceeded the cleanup level in 2020 and again in 2025. For context, a linear trend line is used to project dissolved arsenic concentrations at MW-13D, which remain below the Puget Sound regional background of 0.008 mg/L (Ecology, 2016; Ecology, 2022) for more than 10 years. The projected restoration timeframe for arsenic in groundwater at MW-14 is more than 10 years. In January 2023, the landfill gas collection system flow rate was increased by operating both blowers with the

[1] As noted in the Agency Review Draft Remedial Action Status Report (Aspect, 2022), the MTCA Method B noncancer formula value for manganese in groundwater was revised downwards to a concentration below the Site-specific cleanup level. This new state regulation does not affect the Site-specific restoration timeframes. This new value will be included in reporting going forward to provide context. The Hansville Site Cleanup Levels were established by the 2011 CAP and Compliance Monitoring Plan, and remain the basis for measuring remedial action performance.

intention of achieving groundwater cleanup levels within a shorter timeframe than shown on Figure C-3.

Statistical Evaluation of Groundwater Trends

Statistically significant decreasing trends in dissolved arsenic and/or vinyl chloride concentrations were identified at monitoring wells MW-6, MW-12I, and MW-14. We attribute the decreasing trends to the cleanup actions at the Site, and project concentrations will continue to decrease to Site-specific cleanup levels, as described above and shown on Figure C-3.

A statistically significant increasing trend in dissolved arsenic concentrations was identified at monitoring well MW-13D. Dissolved arsenic concentrations were slightly above the Site-specific cleanup levels during this monitoring period and remain below the regional natural background value provided by Ecology (Ecology, 2016; Ecology, 2022), as shown on Figure C-3. Statistical trend analysis for dissolved arsenic concentrations in MW-13D has been conducted since the 2019 Annual Environmental Monitoring Report (Aspect, 2020). As previously noted in the 2019 Report, based on the data available, it is likely that arsenic concentrations since 2007 reflect natural variations or off-Site influences, as opposed to effects from the Hansville Landfill Site. Dissolved arsenic concentrations in MW-13D, and other locations continue to be closely monitored and evaluated.

Table C-1 provides results of statistical analysis for arsenic and vinyl chloride for monitoring wells MW-6, MW-12I, MW-13D, and MW-14. The trends are defined as "statistically significant" because the magnitude of the Mann-Kendall Test Value (Z) was greater than the Critical Value (which is based on the number of data points and alpha). A negative Sen's slope indicates a decreasing trend in concentrations while a positive Sen's slope indicates an increasing trend.[2] These statistics confirm what is visually apparent on Figure C-3 showing historical groundwater concentrations.

The statistical analysis of groundwater data was performed in accordance with the Compliance Monitoring Plan (SCS, 2011) for historical data collected since January 23, 2007. The program Sanitas (ver. 10) was used to evaluate the Mann-Kendall Test and Sen's slope. Mann-Kendall testing was performed to assess whether there were statistically significant trends in groundwater concentrations using the two-tailed test (alpha = 0.05). Mann-Kendall results are reported as an approximated normal distribution Test Value "Z" (where the number of data points was greater than 40). Sen's slope analysis was performed to identify the trend direction for statistically significant trends and reflects the median of the slopes of all pairs of historical data.

Geochemical Parameters

Geochemical parameters in groundwater and surface water serve as indicators of landfill effects and can distinguish leachate impacts from gas-to-groundwater impacts. As shown in Tables B-2 and B-3, geochemical parameters collected at the Site include field parameters (dissolved oxygen, pH,

[2] Sen's Slope Trend Analysis and Mann-Kendall Statistical Evaluation are conducted to evaluate the statistical increase or decrease in concentration levels over time, and to determine whether the calculated Sen's slope value is statistically significant. The Sen's slope values reflect the median of the slopes of historical data pairs and were provided in units per day in reports by SCS through 2016. Starting in 2017, Sen's slope values will be provided in units of concentration per year to support interpretation.

Redox [reduction-oxidation potential], specific conductivity, and temperature), alkalinity/carbonate/bicarbonate, chloride, nitrate/nitrite/ammonia, sulfate, and total organic carbon.

Based on low concentrations of geochemical parameters identified as leachate indicators (such as chloride, sulfate, alkalinity, and bicarbonate) across the Site, there appears to be little if any leachate effect on groundwater and surface water quality; however, the downgradient monitoring wells show lower dissolved oxygen concentrations than the upgradient well (MW-5), which is likely caused by landfill gas coming in contact with groundwater directly beneath the landfill. Increasing the rate of landfill gas collection may prevent geochemically mediated effects on groundwater.

References

Aspect Consulting, LLC (Aspect), 2020, 2019 Annual Environmental Monitoring Report, Hansville Landfill, Kitsap County, Washington, February 28, 2020.

Aspect Consulting, LLC (Aspect), 2022, Agency Review Draft Remedial Action Status Report, Hansville Landfill Site, Kitsap County, Washington, June 28, 2022.

Aspect Consulting, a Geosyntec Company (Aspect), 2026, 2025 Annual Environmental Monitoring Report, Hansville Landfill, Kitsap County, Washington, February 27, 2026.

SCS Engineers (SCS), 2011, Compliance Monitoring Plan with Sampling & Analysis Plan and Quality Assurance Plan – Remedial Action at the Hansville Landfill, September 15, 2011.

Washington State Department of Ecology (Ecology), 2011, Cleanup Action Plan Hansville Landfill, Kitsap County, Washington, Ecology Facility Site Identification Number: 2605, June 2011.

Washington State Department of Ecology (Ecology), 2016, Natural Background Groundwater Arsenic Concentrations in Washington State, Ecology Publication No. 14-09-044, March 2016.

Washington State Department of Ecology (Ecology), 2022, Natural Background Groundwater Arsenic Concentrations in Washington State, Ecology Publication No. 14-09-044, Draft for Public Comment published July 2021; Revised January 2022.

Limitations

Work for this project was performed for Kitsap County Public Works (Client), and this letter was prepared in accordance with generally accepted professional practices for the nature and conditions of work completed in the same or similar localities, at the time the work was performed. This letter does not represent a legal opinion. No other warranty, expressed or implied, is made.

All reports prepared by Geosyntec for the Client apply only to the services described in the Agreement(s) with the Client. Any use or reuse by any party other than the Client is at the sole risk of that party, and without liability to Geosyntec. Geosyntec ’s original files/reports shall govern in the event of any dispute regarding the content of electronic documents furnished to others.

Sincerely,



5/29/2026

Carmen Tappero, GIT
Professional Geologist
carmen.tappero@geosyntec.com

Peter S. Bannister, PE
Principal Engineer
peter.bannister@geosyntec.com

Attachments: Attachment A – Landfill Gas Data
Attachment B – Water Quality Results
Attachment C – Groundwater Statistics and Time-Series Plots
Attachment D – Field Forms and Laboratory Reports

cc: Steve Brown, Kitsap County Public Health Department
Jakob Hughes, Kitsap County Public Health Department
Clifford Nale, Washington State Department of Ecology
Joshua Carter, Chloe Donaldson, and Roma Call, Port Gamble S'Klallam Tribe, Kitsap Public Health District
Partick Madej, Waste Management

V:\160423 Kitsap County Hansville Landfill\Deliverables\2026 Reports\Q1 2026 Report\Final\Q1 2026 Hansville Monitoring Report_2026.05.29.docx

ATTACHMENT A

Landfill Gas Data

Table A-1. Landfill Gas Data, First Quarter, 2026

Project No. 26000923, Hansville Landfill, Hansville, Washington

Location	Map ID	Date/Time	Methane CH_4 (% by vol)	Carbon Dioxide CO_2 (% by vol)	Oxygen O_2 (% by vol)	Balance Bal (% by vol)	System Pressure ("H_2O)	Static Pressure ("H_2O)	Wellhead Temperature (°F)	Flow Rate (SCFM)
Blower Inlet		3/19/26 13:59	2.3	13	6.1	78.6	-6.72	-6	51	111.2
Blower Outlet		3/19/26 14:04	2.2	12.8	6.2	78.8	0.22	N/A	85.5	N/A
Extraction Well 001	R-1	3/19/26 12:12	3.8	16.3	0.1	79.8	-1.76	-0.72	54.5	0.6
Extraction Well 002	R-2	3/19/26 12:19	1.1	12.9	7.3	78.7	-5.2	N/A	72.9	N/A
Extraction Well 003	R-3	3/19/26 12:26	5.8	18.1	0.1	76	-6.53	-1.42	55.1	3.3
Extraction Well 004	R-4	3/19/26 12:52	3	17.8	1.9	77.3	-5.73	-1.94	69.3	2.3
Extraction Well 005	R-5	3/19/26 13:15	3	19.4	1.1	76.5	-5.92	-1.53	82.3	3.4
Extraction Well 006	R-6	3/19/26 13:26	1.8	9.6	11.7	76.9	-5.26	-1.55	77.5	3.7
Extraction Well 007	R-7	3/19/26 13:31	0	14.9	4	81.1	-4.55	-1.43	65.4	2.9
Extraction Well 008	R-8	3/19/26 11:39	4.2	19.2	0.1	76.5	-3.83	-1.41	57.1	1.4
Extraction Well 009	R-9	3/19/26 11:51	0.5	8.4	10.8	80.3	-0.73	N/A	53.9	N/A
Extraction Well 010	R-10	3/19/26 12:07	5.5	11.6	5.5	77.4	-1.7	-1.17	57.3	1.1
Extraction Well 011	R-11	3/19/26 11:57	3	14.3	0.1	82.6	-1.6	-1.13	53.4	1.4
Extraction Well 012	R-12	3/19/26 12:34	7.2	12	0	80.8	-2.47	-1.43	52.3	2.3
Extraction Well 013	R-13	3/19/26 13:02	2.4	15.1	3	79.5	-3.93	N/A	74.1	N/A
Trench Collector TD-1	TD-1	3/19/26 11:28	0.8	18.8	1.5	78.9	-4.6	0.3	52.9	6.9
Trench Collector TR-1	TR-1	3/19/26 13:20	0.1	7.8	13.2	78.9	-4.41	-1.19	68.5	3
Trench Collector TR-2	TR-2	3/19/26 11:47	3.9	16.9	1.6	77.6	-1.66	N/A	54.1	N/A
Trench Collector TR-3	TR-3	3/19/26 12:01	3	15.8	2.6	78.6	-1.4	N/A	56.9	N/A
Trench Collector TR-4	TR-4	3/19/26 12:57	0.5	15.6	4.1	79.8	-6.16	-1	59.1	3
Trench Collector TR-5	TR-5	3/19/26 12:42	3.2	15	5.1	76.7	-2.56	N/A	53.9	N/A
Trench Collector TR-6	TR-6	3/19/26 12:38	4.9	15.5	3.7	75.9	-1.57	N/A	54.7	N/A
Trench Collector TR-7	TR-7	3/19/26 12:47	6.3	14.7	2.8	76.2	-5.81	-1.33	52.8	3.4
Gas Probe 1	GP-1	3/19/26 8:23	0	0.8	20.5	78.7	-0.15	N/A	N/A	N/A
Gas Probe 2 Shallow	GP-2S	3/19/26 8:49	0	0.1	21.5	78.4	-0.03	N/A	N/A	N/A
Gas Probe 2 Middle	GP-2M	3/19/26 8:57	0	1.2	19.9	78.9	-0.39	N/A	N/A	N/A
Gas Probe 2 Deep	GP-2D	3/19/26 9:06	0	1.5	18.8	79.7	-0.65	N/A	N/A	N/A
Gas Probe 3	GP-3	3/19/26 9:34	0	1.4	20.4	78.2	-0.05	N/A	N/A	N/A
Gas Probe 4	GP-4	3/19/26 9:53	0	2.1	19.7	78.2	-0.04	N/A	N/A	N/A
Gas Probe 5*	GP-5	#N/A	#N/A	#N/A	#N/A	#N/A	#N/A	#N/A	#N/A	#N/A
Gas Probe 6	GP-6	3/19/26 10:59	0	3.6	17.6	78.8	-0.01	N/A	N/A	N/A
Gas Probe 7	GP-7	3/19/26 10:10	0	3	18.7	78.3	0	N/A	N/A	N/A

Notes

System pressure represents the vacuum available at the wellhead. Static pressure represents the equilibrium downhole pressure.

Flow rates measured using orifice plates (where installed).

Bal = balance gas

CH_4 = methane

CO_2 = carbon dioxide

°F = degrees Fahrenheit

"H_2O = inches water column

N/A = indicates parameter not measured.

O_2 = oxygen

SCFM = standard cubic feet per minute

*GP-05 was found broken in Q1 2026 and was disconnected from the filter pack. GP-05 was not monitored.

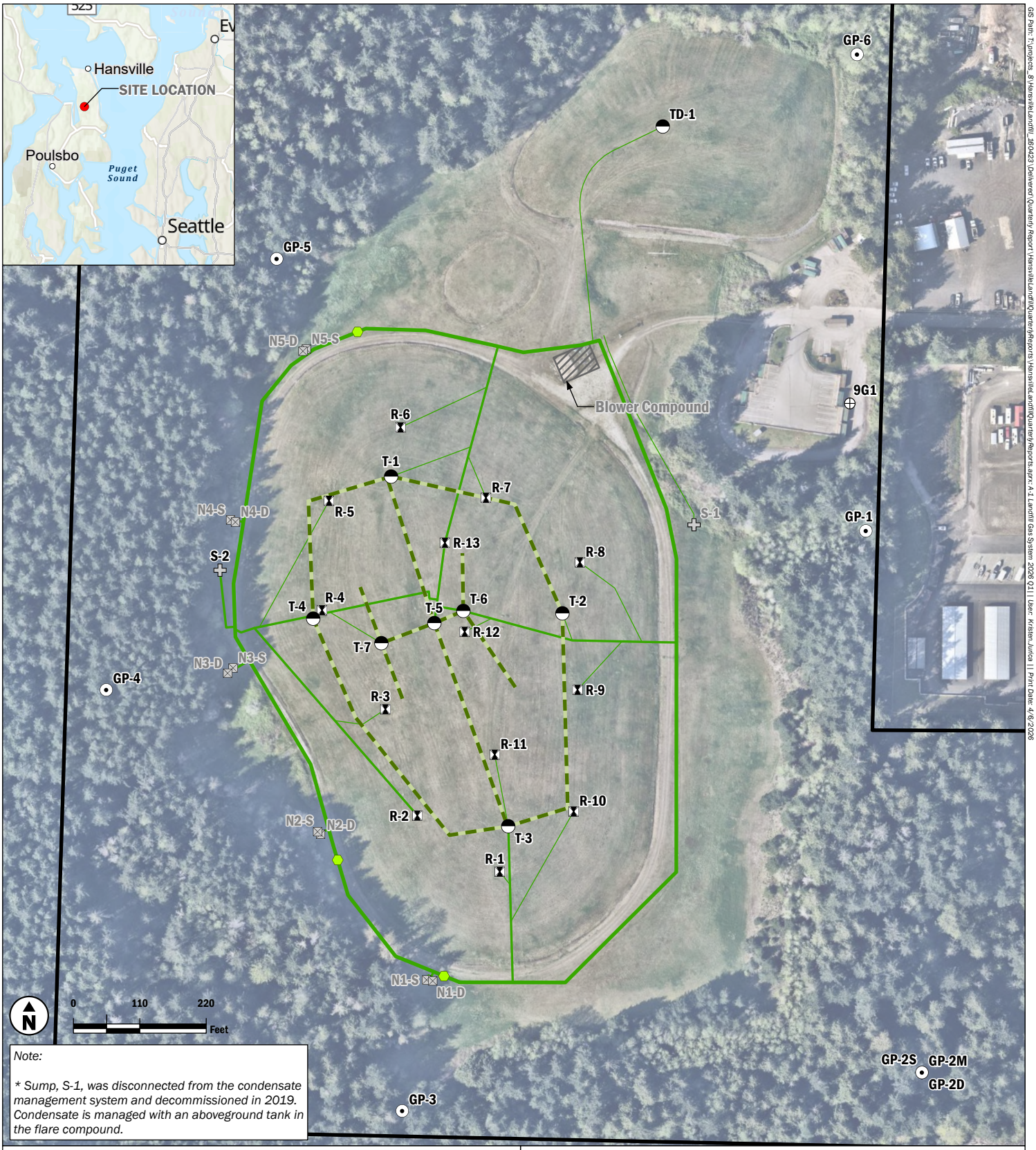

Note:

** Sump, S-1, was disconnected from the condensate management system and decommissioned in 2019. Condensate is managed with an aboveground tank in the flare compound.*

Exploration

- Gas Detection Probe
- Gas Extraction Well (in Refuse Completion)
- Gas Extraction Well (Native Soil Completion) *Disconnected in October, 2019*
- Trench Completion
- Well Geologic Control
- Condensate Sump
- Condensate Sump* *Decomissioned in 2019*

Landfill Gas System

- LFG Pipe - 2"
- LFG Pipe - 4"
- LFG Pipe - 6"
- Trench
- LFG Valve
- Landfill Boundary

Landfill Gas System

2026 First Quarter Environmental Monitoring Report
Hansville Landfill
Kitsap County, Washington

Geosyntec consultants	APR-2026	BY: PSB / CMT / KMJ	FIGURE NO. 1
	PROJECT NO. 26000923	REVISED BY: ---/---	

Data source credits: Kitsap County || Basemap Service Layer Credits: © OpenStreetMap (and) contributors, CC-BY-SA, Esri, CGIAR, USGS, Sources: Esri, TomTom, Garmin, FAO, NOAA, USGS, © OpenStreetMap contributors, and the GIS User Community

GIS Path: T:\projects_8\Hansville\Landfill_160423\Delivered\Quarterly Report\Hansville\Landfill\Quarterly\Reports\Hansville\Landfill\Quarterly\Reports.aprx: A-1 Landfill Gas System 2026 Q1 || User: Kristen.Junco || Print Date: 4/6/2026

ATTACHMENT B

Water Quality Results

Table B-1. Water Level Elevations

Project No. 26000923, Hansville Landfill, Hansville, Washington

Confidential Attorney Client Privilege

Well	Ground Elevation (ft NAVD88)	Top of Casing Elevation (ft NAVD88)	Screen Elevation (ft NAVD88)		Depth to Water (ft)	Water Level Elevation (ft NAVD88)
			Top	Bottom		
MW-5	363.7	366.9	244	234	101.62	265.3
MW-6	332.0	332.7	260	245	75.55	257.2
MW-7	344.3	346.0	259	244	86.40	259.6
MW-12I	245.6	248.1	217	207	10.33	237.8
MW-13D	258.1	260.4	205	195	11.98	248.4
MW-14	338.6	341.1	262	247	83.26	257.8

Notes:

Depths to water collected January 21, 2026.

Elevations relative to North American Vertical Datum of 1988 (NAVD88).

ft = feet

Table B-2. Groundwater Quality Results

Project No. 26000923, Hansville Landfill, Hansville, Washington

Confidential Attorney Client Privilege

			Location	MW-5	MW-6	MW-7	MW-12I	MW-13D	MW-14
			Date	01/21/2026	01/21/2026	01/21/2026	01/21/2026	01/21/2026	01/21/2026
			Sample	MW-5-260121	MW-6-260121	MW-7-260121	MW-12I-260121	MW-13D-260121	MW-14-260121
Analyte	Units	Hansville SCL							
Field Parameters									
Temperature	deg C			**10.95**	**11.87**	**9.19**	**9.85**	**10.09**	**10.56**
Specific Conductivity	uS/cm			**159.9**	**252.4**	**176.11**	**195.73**	**183.1**	**158.4**
Dissolved Oxygen	mg/L			**9.27**	**0.278**	**0.82**	**0.15**	**0.24**	**0.32**
pH	pH units			**6.96**	**7.036**	**6.15**	**7.06**	**7.36**	**7.29**
Redox	mV			**294.5**	**129.9**	**230.5**	**96**	**73.5**	**102.9**
Turbidity	NTU			**0.35**	**9.19**	**1.72**	**0.19**	**5.11**	**1.02**
Conventionals									
Alkalinity as Bicarbonate	mg/L as CaCO3			**74**	**130**	**130**	**110**	**86**	**68**
Alkalinity as Carbonate	mg/L as CaCO3			2 U	2 U	2 U	2 U	2 U	2 U
Alkalinity, Total	mg/L as CaCO3			**74**	**130**	**130**	**110**	**86**	**68**
Ammonia as Nirtrogen	mg/L			0.053 U	0.053 U	0.053 U	0.053 U	0.053 U	0.053 U
Chloride	mg/L			**3.1**	**3.3**	2 U	**8.4**	**4.8**	**2.4**
Nitrate as Nitrogen	mg/L			**1.9**	**0.068**	**0.37**	0.05 U	0.05 U	**0.14**
Nitrite as Nitrogen	mg/L			0.02 U	**0.038**	0.02 U	0.02 U	0.02 U	0.02 U
Orthophosphate	mg/L			**0.019**	**0.022**	**0.045**	**0.027**	**0.063**	**0.11**
Sulfate	mg/L			**5.1**	**12**	5 U	**12**	**14**	**6.3**
Total Organic Carbon	mg/L			1 U	1 U	**1.6**	**2.1**	1 U	**2.1**
Dissolved Metals									
Arsenic	ug/L	5		**1.9**	**2.1**	**1.8**	**2.3**	**5.7**	**13**
Manganese	ug/L	2240		10 U	**180**	10 U	**46**	10 U	**690**
VOCs									
1,1-Dichloroethane	ug/L			0.2 U	**0.35**	0.2 U	0.2 U	0.2 U	**0.22**
cis-1,2-Dichloroethene (cDCE)	ug/L			0.2 U	**0.29**	0.2 U	**0.6**	0.2 U	**1**
Tetrachloroethene (PCE)	ug/L			0.2 U	0.2 U	0.2 U	0.2 U	0.2 U	**0.21**
trans-1,2-Dichloroethene	ug/L			0.2 U	0.2 U	0.2 U	0.2 U	0.2 U	**0.37**
Trichloroethene (TCE)	ug/L			0.2 U	0.2 U	0.2 U	0.2 U	0.2 U	**0.58**
Vinyl Chloride	ug/L	0.025		0.02 U	**0.033**	0.02 U	**0.07**	0.02 U	0.02 U

Bold - detected

Blue Shaded - Detected result or nondetected RL exceeded screening level

U - Analyte not detected at or above Reporting Limit (RL) shown

µS/cm = microSiemens per centimeter

deg C = degrees Celsius

NTU = Nephelometric Turbidity Units

mg/L = milligrams per liter

ug/L = micrograms per liter

Table B-3. Surface Water Quality Results

Project No. 26000923, Hansville Landfill, Hansville, Washington

Confidential Attorney Client Privilege

			Location	SW-1	SW-4	SW-6	SW-7
			Date	01/21/2026	01/21/2026	01/21/2026	01/21/2026
			Sample	SW-1-260121	SW-4-260121	SW-6-260121	SW-7-260121
Analyte	Units	Hansville SCL					
Field Parameters							
Temperature	deg C			**7.51**	**7.11**	**6.45**	**7.27**
Specific Conductivity	uS/cm			**163.1**	**308.9**	**99.68**	**137**
Dissolved Oxygen	mg/L			**10.76**	**11.4**	**11.43**	**12.11**
pH	pH units			**6.276**	**7.33**	**7.23**	**7.204**
Redox	mV			**192.1**	**174.1**	**168**	**187.5**
Turbidity	NTU			**12.6**	**11.5**	**16.9**	**16.4**
Conventionals							
Bicarbonate	mg/L			**72**	**140**	**50**	**64**
Carbonate	mg/L			2 U	2 U	2 U	2 U
Alkalinity	mg/L			**72**	**140**	**50**	**64**
Ammonia (as N)	mg/L			0.053 U	0.053 U	0.053 U	0.053 U
Chloride	mg/L			**5.5**	**10**	**4.3**	**3.8**
Nitrate (as N)	mg/L			**1.9**	**1.1**	**0.13**	**1**
Nitrite (as N)	mg/L			0.02 U	0.02 U	0.02 U	0.02 U
Orthophosphate (as P)	mg/L			**0.018**	0.012 U	0.012 U	**0.045**
Sulfate	mg/L			**6.1**	**24**	5 U	**9**
Total Organic Carbon	mg/L			**1.9**	**8**	**19**	**8.4**
Metals, dissolved							
Arsenic	ug/L	5		**1.8**	**1.9**	**2.9**	**1.8**
Manganese	ug/L	2240		10 U	**26**	**21**	10 U
VOCs							
Vinyl Chloride	ug/L	0.025		0.02 U	0.02 U	0.02 U	0.02 U

Bold - detected
Blue Shaded - Detected result or nondetected RL exceeded screening level
U - Analyte not detected at or above Reporting Limit (RL) shown
µS/cm = microSiemens per centimeter
deg C = degrees Celsius
NTU = Nephelometric Turbidity Units
mg/L = milligrams per liter
ug/L = micrograms per liter

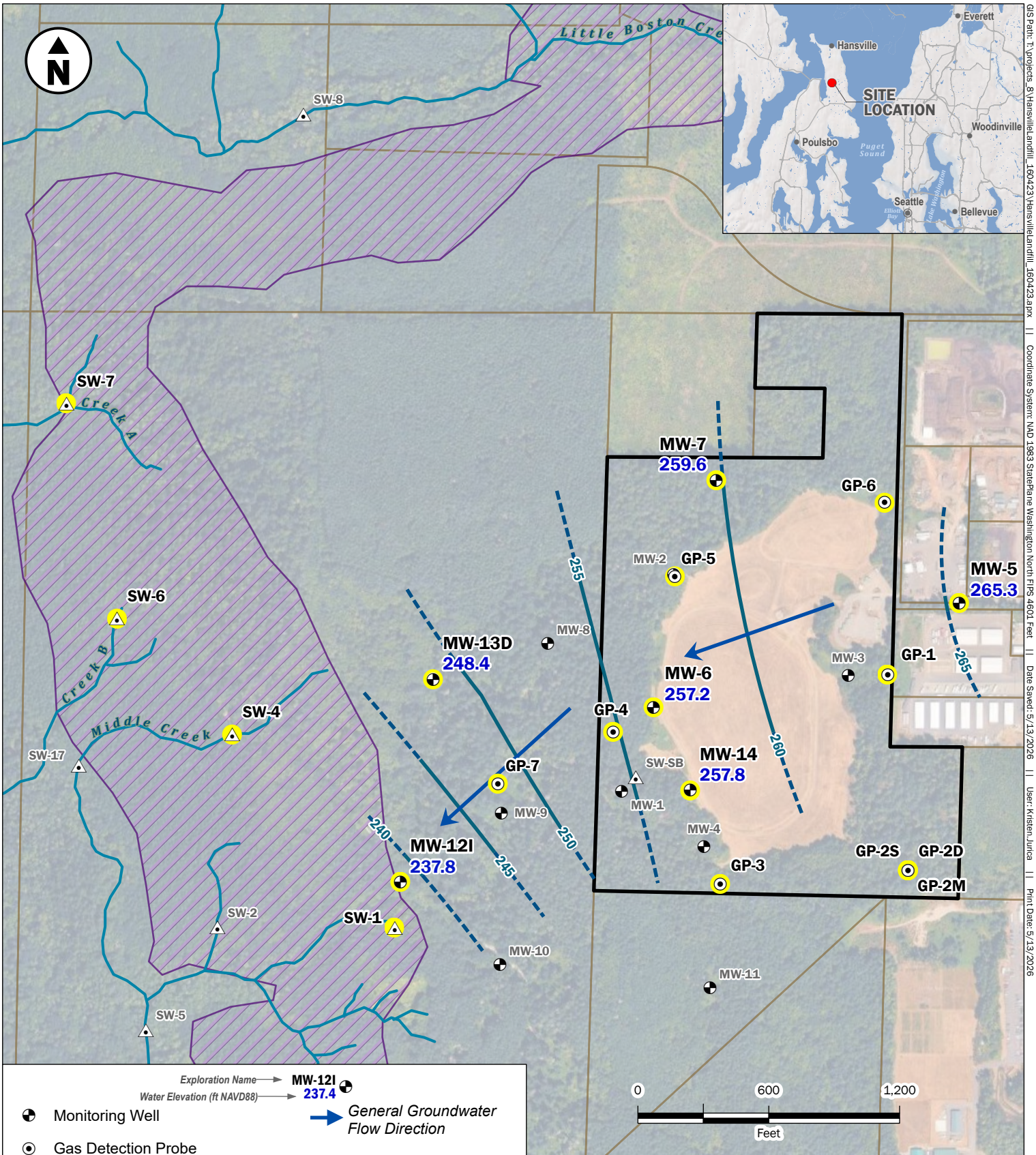

Exploration Name → MW-12I
Water Elevation (ft NAVD88) → 237.4

- Monitoring Well
- Gas Detection Probe
- Surface Water Station
- Compliance Monitoring Location
- Water Elevation Contour (ft NAVD88, dashed where inferred) *Measured January 21, 2026*
- *General Groundwater Flow Direction*
- Approximate Area of Groundwater Discharge from Upper Aquifer
- Stream
- Landfill Boundary
- Tax Parcel

Note: Vertical datum is NAVD88. Approximate area of groundwater discharge from upper aquifer delineation from Remedial Investigation Report (Parametrix, 2006).

Compliance Monitoring Locations

2026 First Quarter Environmental Monitoring Report
Hansville Landfill
Kitsap County, Washington

Geosyntec consultants	MAY-2026	BY: CMT / HMD	FIGURE NO. B-1
	PROJECT NO. 160423	REVISED BY: KMJ	

Basemap Layer Credits || Canvas_World_Light_Gray_Base: Esri, HERE, Garmin, (c) OpenStreetMap contributors, and the GIS user community
Shaded Relief: Copyright:(c) 2014 Esri
Google Satellite: © OpenStreetMap (and) contributors, CC-BY-SA

GIS Path: T:\projects_8\Hansville Landfill_160423\Hansville Landfill_160423.aprx || Coordinate System: NAD 1983 StatePlane Washington North FIPS 4601 Feet || Date Saved: 5/13/2026 || User: Kristen.Jurica || Print Date: 5/13/2026

ATTACHMENT C

Groundwater Statistics and Time-Series Plots

Table C-1. Statistical Analysis

Project 160423, Hansville Landfill, Hansville, WA

Dissolved Arsenic Statistical Results

Well	Statistical Trend[1]	Mann-Kendall Test[2]				Sen's Slope	
		Test Value, Z	Critical Value	Number of data points, n	Statistical Significance	(mg/L per day)	(mg/L per year)
MW-5	--[3]	--	--	--	--	--	--
MW-6	--	--	--	--	--	--	--
MW-7	--	--	--	--	--	--	--
MW-12I	--	--	--	--	--	--	--
MW-13D	Increasing	8.7	1.96	76	Yes	4.2E-04	0.155
MW-14	Decreasing	-8.4	-1.96	76	Yes	-2.1E-03	-0.778

Vinyl Chloride Statistical Results

Well	Statistical Trend[1]	Mann-Kendall Test[2]				Sen's Slope	
		Test Value, Z	Critical Value	Number of data points, n	Statistical Significance	(ug/L per day)	(ug/L per year)
MW-5	--[3]	--	--	--	--	--	--
MW-6	Decreasing	-9.7	-1.96	77	Yes	-5.2E-05	-0.019
MW-7	--	--	--	--	--	--	--
MW-12I	Decreasing	-8.0	-1.96	77	Yes	-5.2E-05	-0.019
MW-13D	--	--	--	--	--	--	--
MW-14	Decreasing	-10.3	-1.96	77	Yes	-6.6E-05	-0.024

Notes

1 - The Statistical Trend indicates:
"Non-significant" if the magnitude of the Test Value is less than the Critical Value,
"Increasing" if the magnitude of the Test Value is greater than the Critical Value and the Sen's Slope is positive, or
"Decreasing" if the magnitude of the Test Value is greater than the Critical Value and the Sen's Slope is negative.

2 - Mann-Kendall tests were performed with alpha = 0.05 (95% confidence level).
For N>40, Mann-Kendall uses an approximation of a normal distribution, represented by Test Value Z.

3 - "--" Indicates statistical analysis not conducted.
ug/L - micrograms per liter
mg/L - milligrams per liter

4 - Data range is from 1st quarter 2007 through 1st quarter 2026

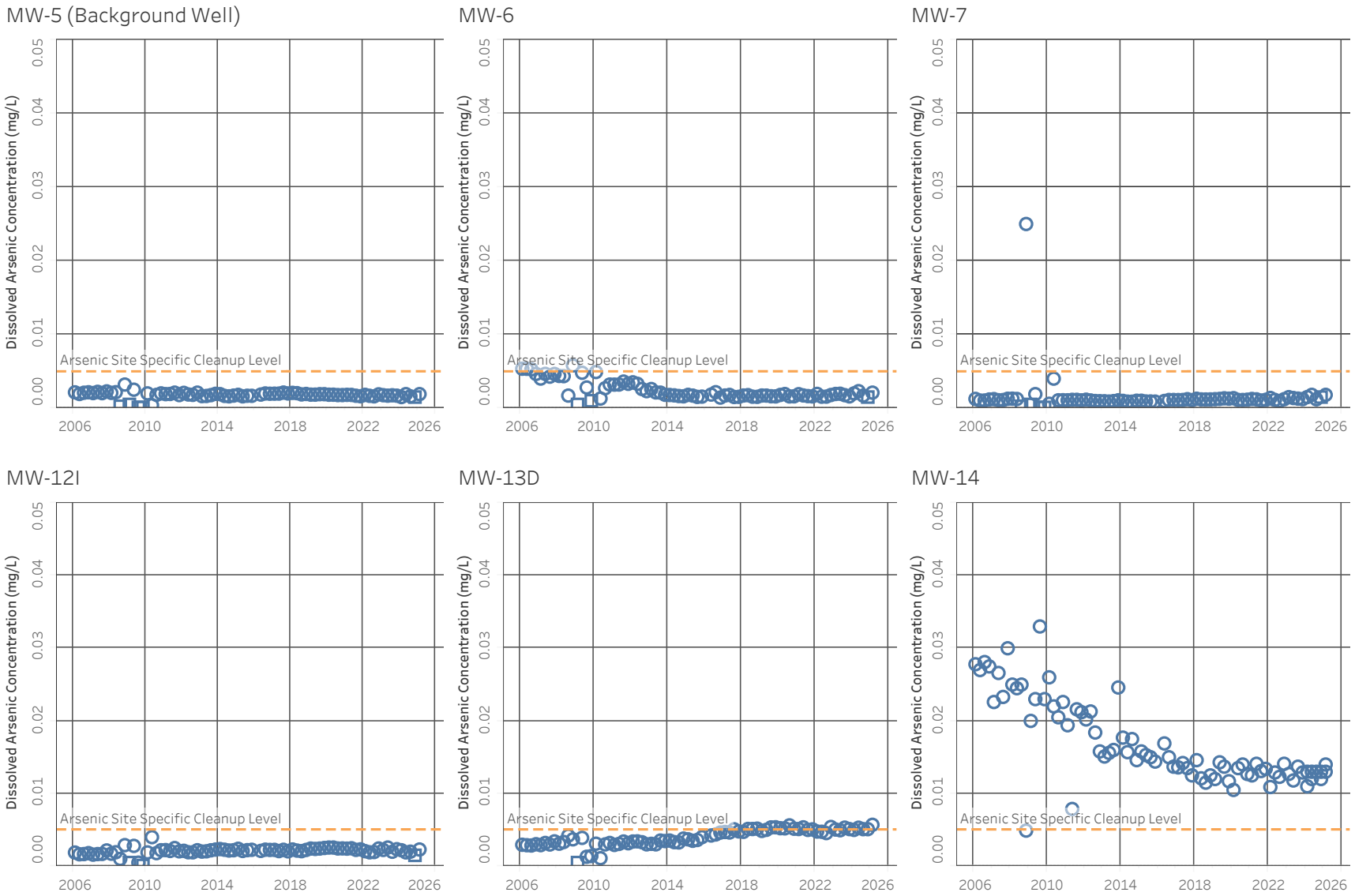

Note: Non-detected values are shown at 1/2 the reporting limit.
Results from First Quarter 2017 were rejected. See text.

Result Flags

○ Detected □ U - Non-Detect

Geosyntec consultants

5/29/2026
Trend Plots (As)

Figure C-1 - First Quarter Dissolved Arsenic Sampling Results
2026 First Quarter Environmental Monitoring Report
Hansville Landfill
Kitsap County, WA

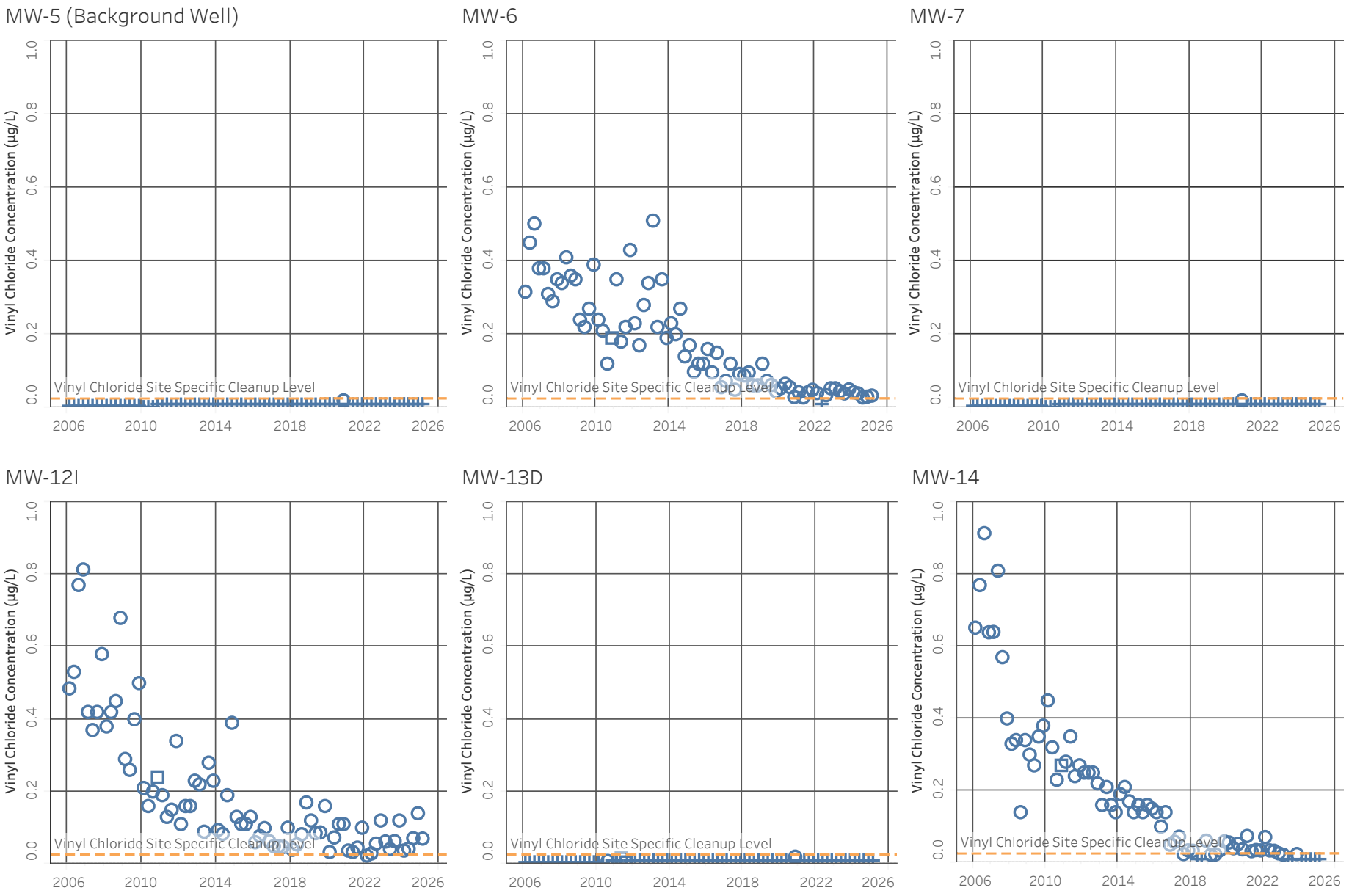

Note: Non-detected values are shown at 1/2 the reporting limit.

Result Flags ○ Detected □ J - Estimate + U - Non-Detect

Geosyntec consultants

5/29/2026
Trend Plots (VC) 2021

Figure C-2 - 2026 First Quarter Vinyl Chloride Sampling Results
2026 First Quarter Environmental Monitoring Report
Hansville Landfill
Kitsap County, WA

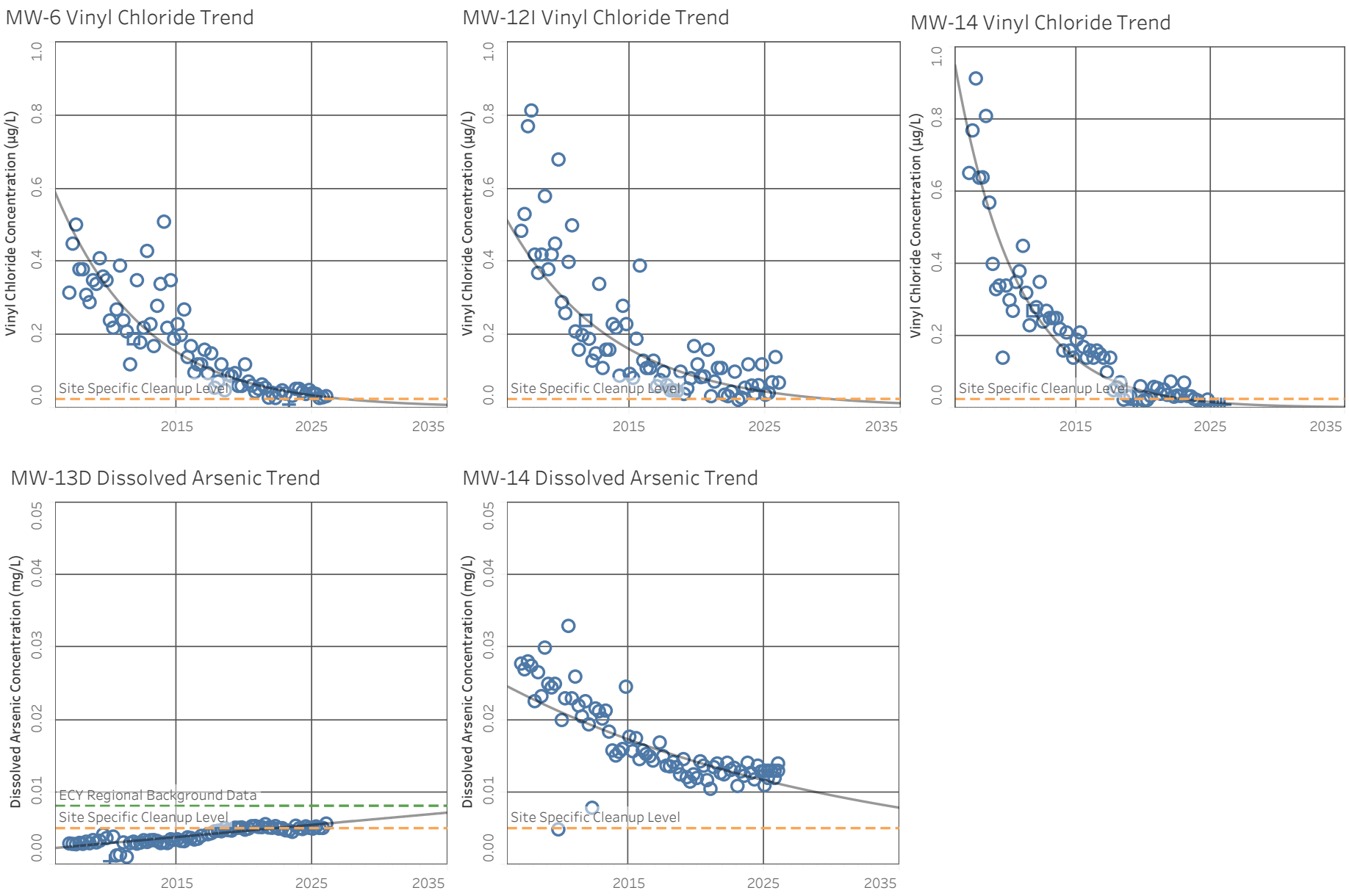

Note: Non-detected values are shown at 1/2 the reporting limit.
Attentuation curves based on exponential least squares fit to the data.

Result Flags

○ Detected □ J - Estimate + U - Non-Detect

Geosyntec consultants

5/29/2026
Trend Plots (VC) 2021

Figure C-3 - 10 Year Attenuation Curves
2026 First Quarter Environmental Monitoring Report
Hansville Landfill
Kitsap County, WA

Sanitas™ v.10.1.06 Software licensed to Geosyntec Consultants
Hollow symbols indicate censored values.

Sen's Slope and 95% Confidence Band

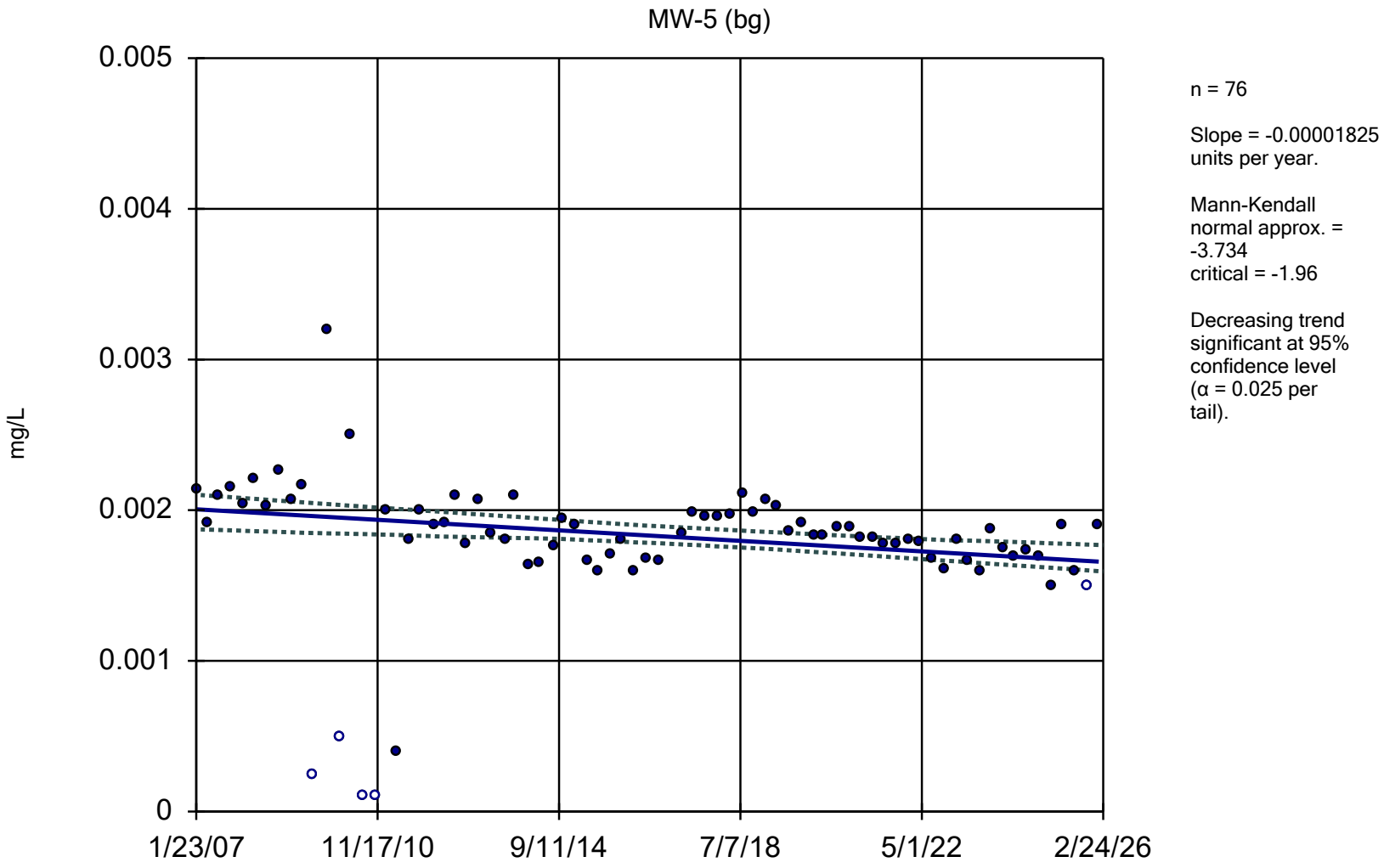

Constituent: Arsenic Analysis Run 3/16/2026 2:46 PM

Hansville Landfill Client: Kitsap County Data: Cleaned Flat As and VC results 2007-2026

Sanitas™ v.10.1.06 Software licensed to Geosyntec Consultants
Hollow symbols indicate censored values.

Sen's Slope and 95% Confidence Band

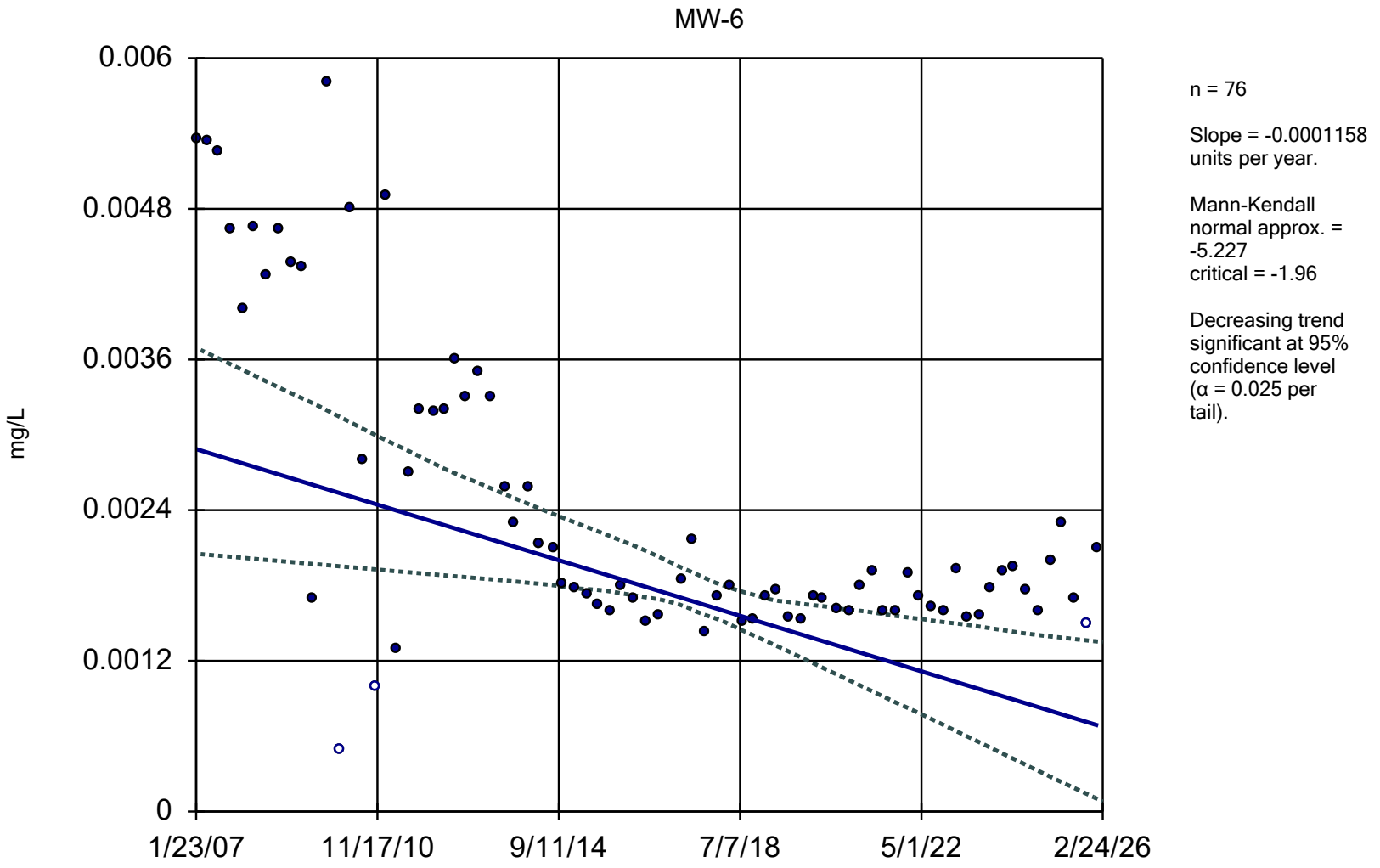

Constituent: Arsenic Analysis Run 3/16/2026 2:47 PM

Hansville Landfill Client: Kitsap County Data: Cleaned Flat As and VC results 2007-2026

Sanitas™ v.10.1.06 Software licensed to Geosyntec Consultants
Hollow symbols indicate censored values.

Sen's Slope and 95% Confidence Band

MW-7

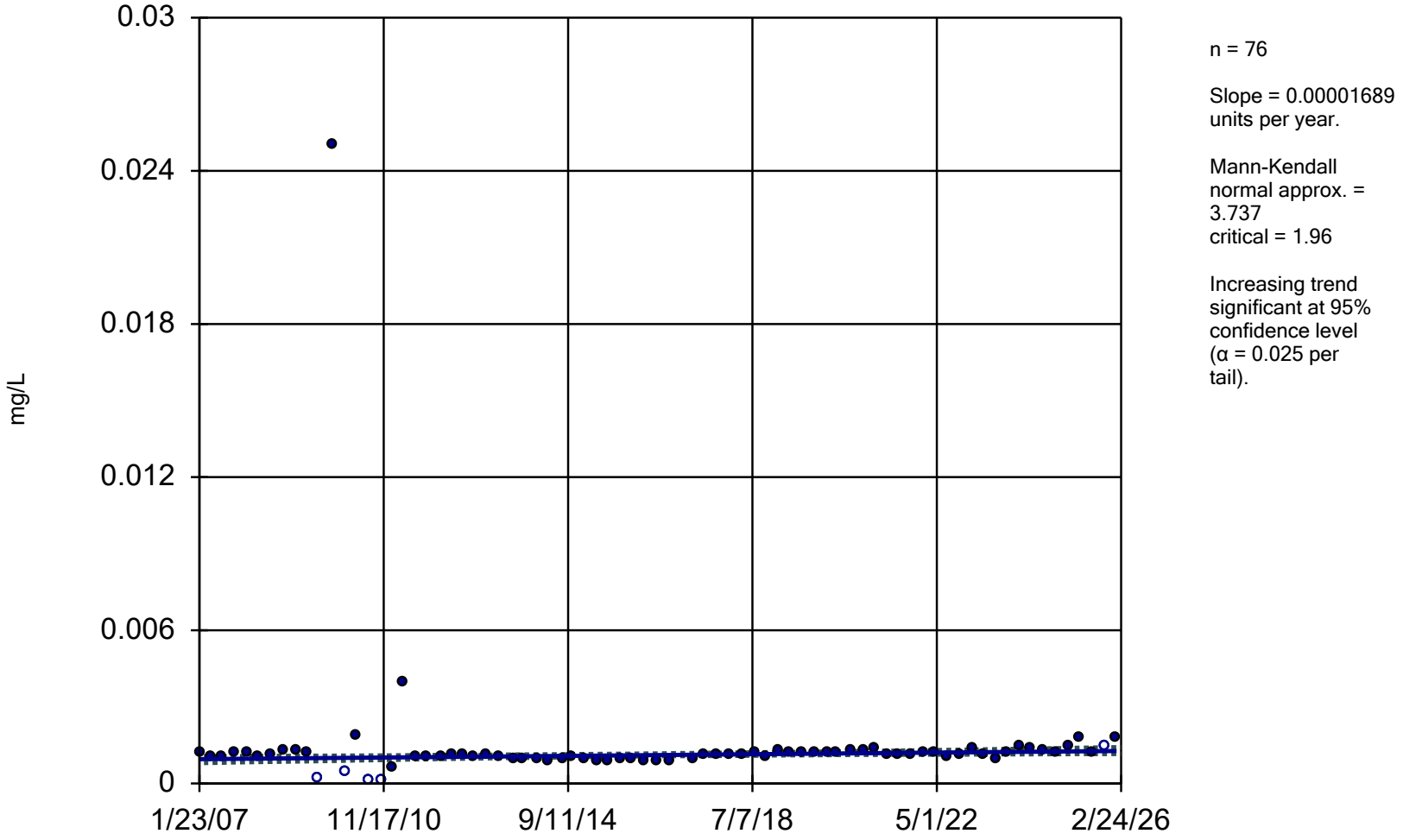

n = 76

Slope = 0.00001689 units per year.

Mann-Kendall normal approx. = 3.737
critical = 1.96

Increasing trend significant at 95% confidence level (α = 0.025 per tail).

Constituent: Arsenic Analysis Run 3/16/2026 2:47 PM

Hansville Landfill Client: Kitsap County Data: Cleaned Flat As and VC results 2007-2026

Sanitas™ v.10.1.06 Software licensed to Geosyntec Consultants
Hollow symbols indicate censored values.

Sen's Slope and 95% Confidence Band

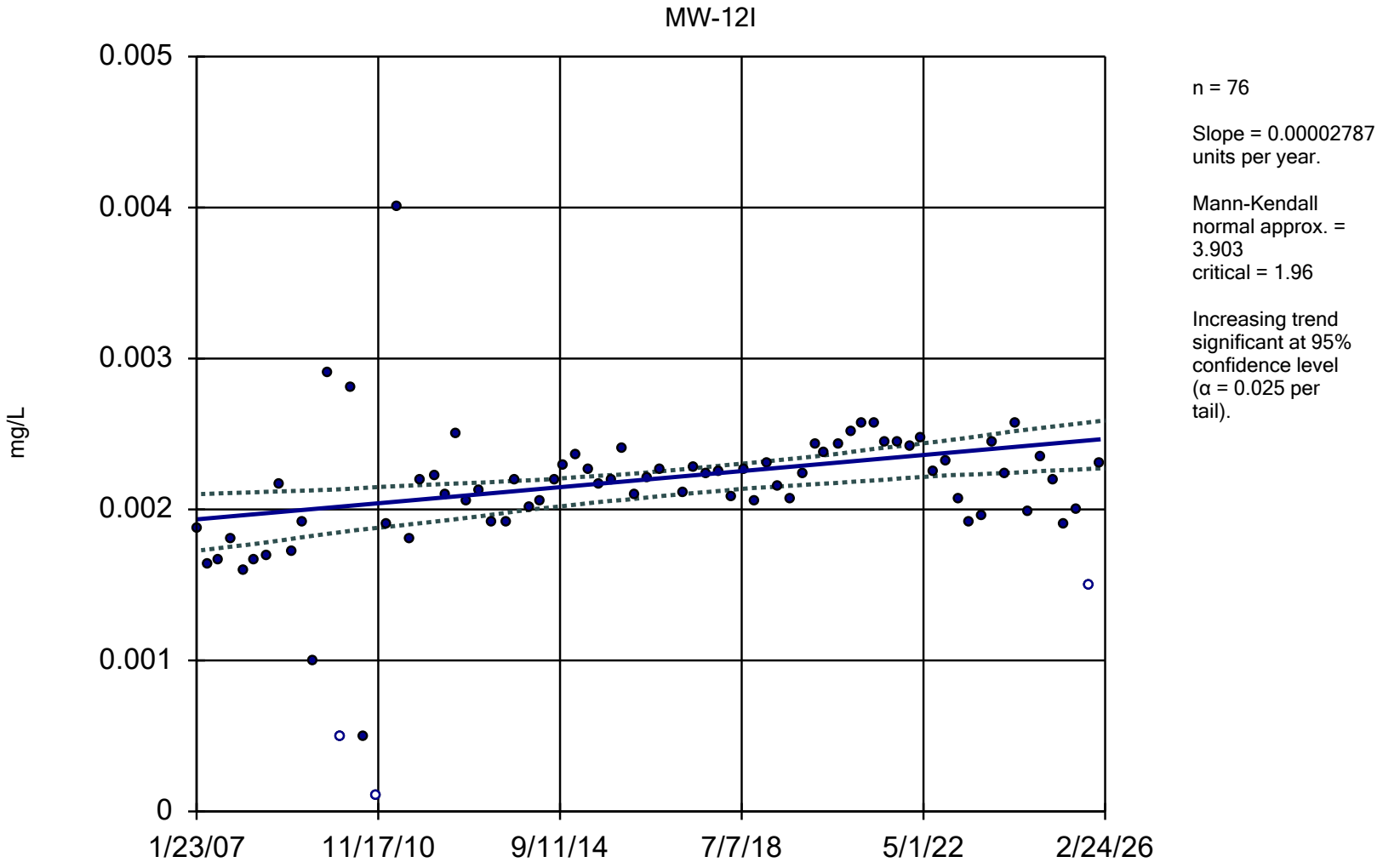

Constituent: Arsenic Analysis Run 3/16/2026 2:47 PM

Hansville Landfill Client: Kitsap County Data: Cleaned Flat As and VC results 2007-2026

Sanitas™ v.10.1.06 Software licensed to Geosyntec Consultants
Hollow symbols indicate censored values.

Sen's Slope and 95% Confidence Band

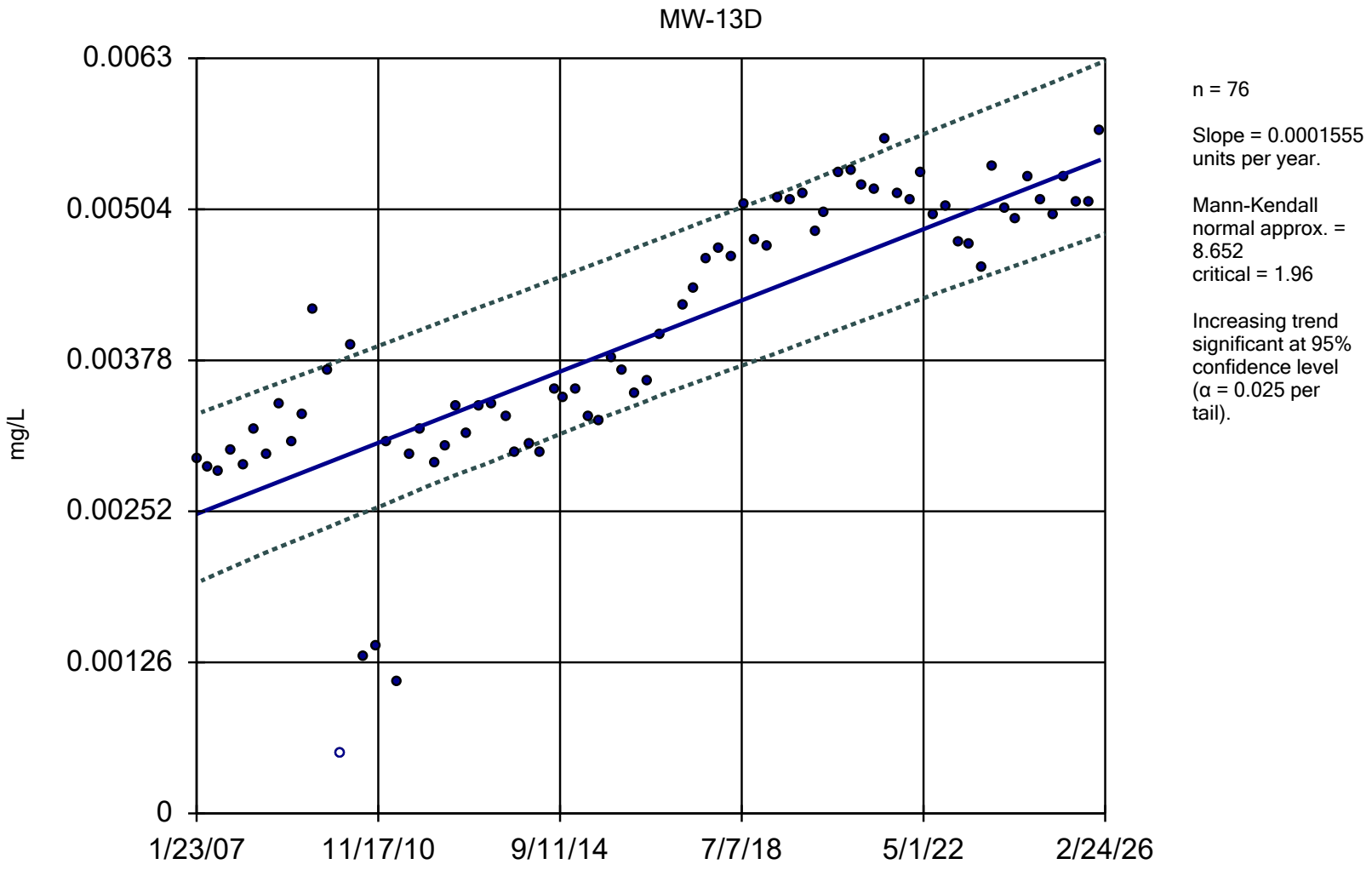

Constituent: Arsenic Analysis Run 3/16/2026 2:47 PM

Hansville Landfill Client: Kitsap County Data: Cleaned Flat As and VC results 2007-2026

Sanitas™ v.10.1.06 Software licensed to Geosyntec Consultants

Sen's Slope and 95% Confidence Band

MW-14

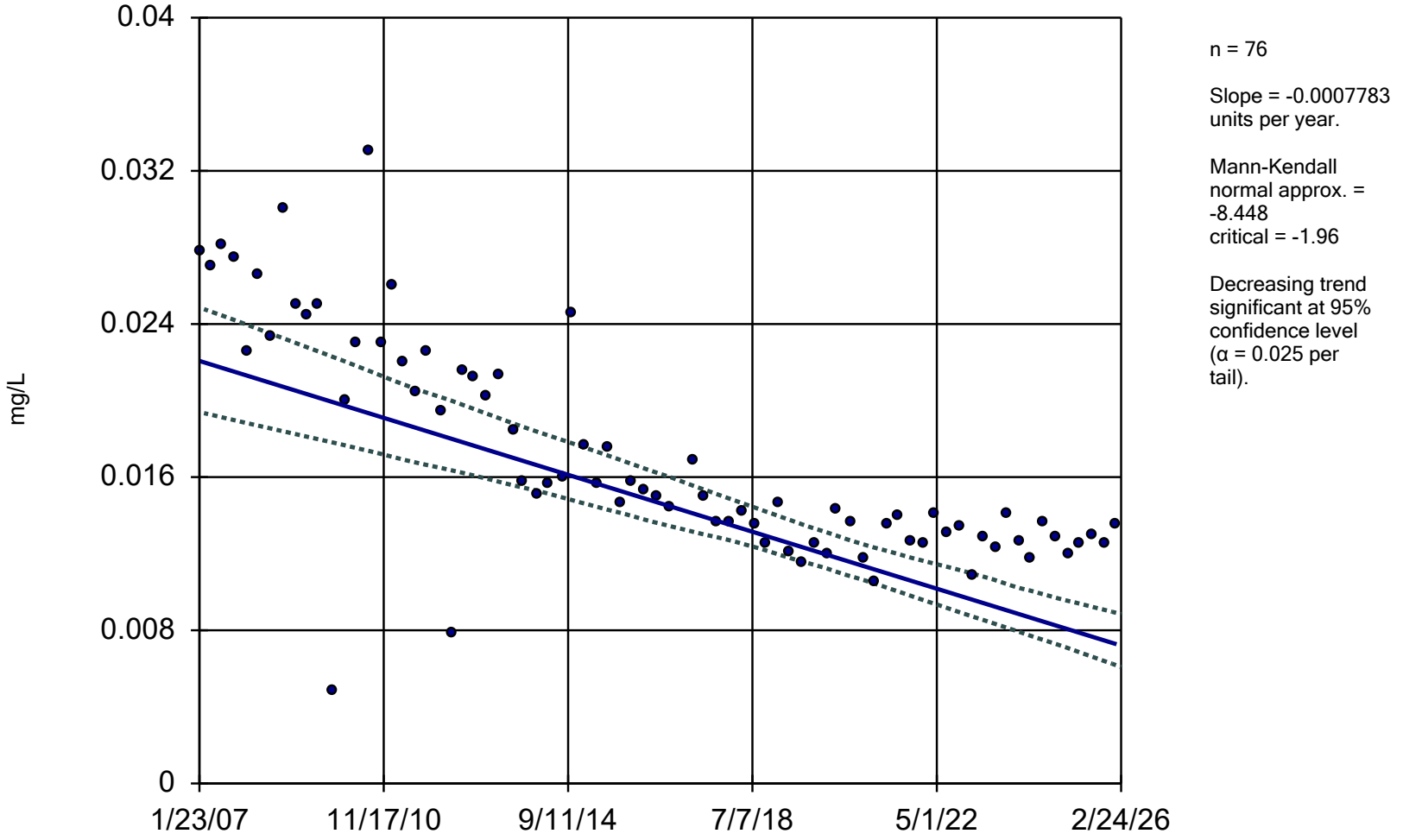

n = 76

Slope = -0.0007783 units per year.

Mann-Kendall normal approx. = -8.448
critical = -1.96

Decreasing trend significant at 95% confidence level (α = 0.025 per tail).

Constituent: Arsenic Analysis Run 3/16/2026 2:47 PM

Hansville Landfill Client: Kitsap County Data: Cleaned Flat As and VC results 2007-2026

Sanitas™ v.10.1.06 Software licensed to Geosyntec Consultants
Hollow symbols indicate censored values.

Sen's Slope and 95% Confidence Band

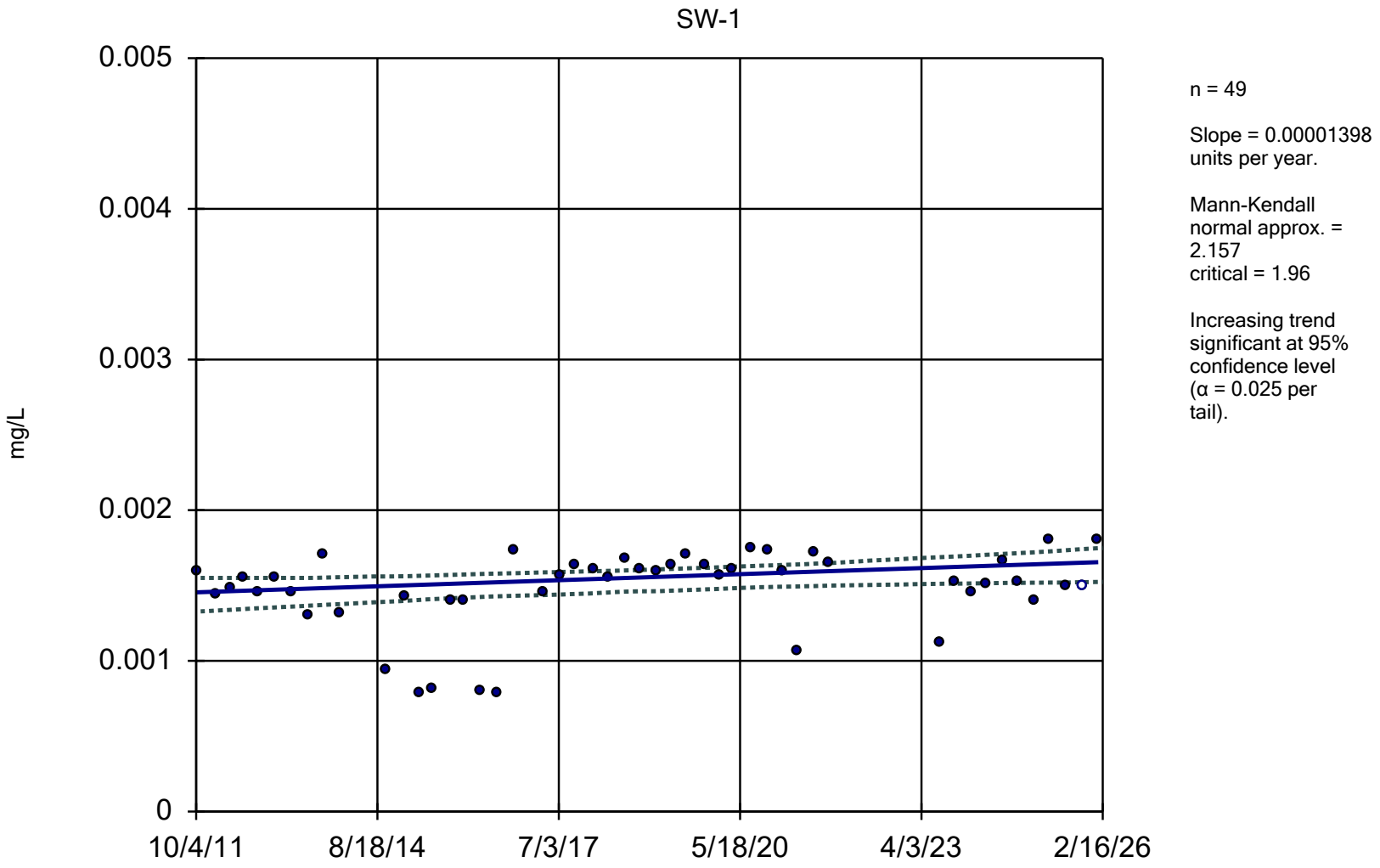

Constituent: Arsenic Analysis Run 3/16/2026 2:47 PM

Hansville Landfill Client: Kitsap County Data: Cleaned Flat As and VC results 2007-2026

Sanitas™ v.10.1.06 Software licensed to Geosyntec Consultants.
Hollow symbols indicate censored values.

Sen's Slope Estimator

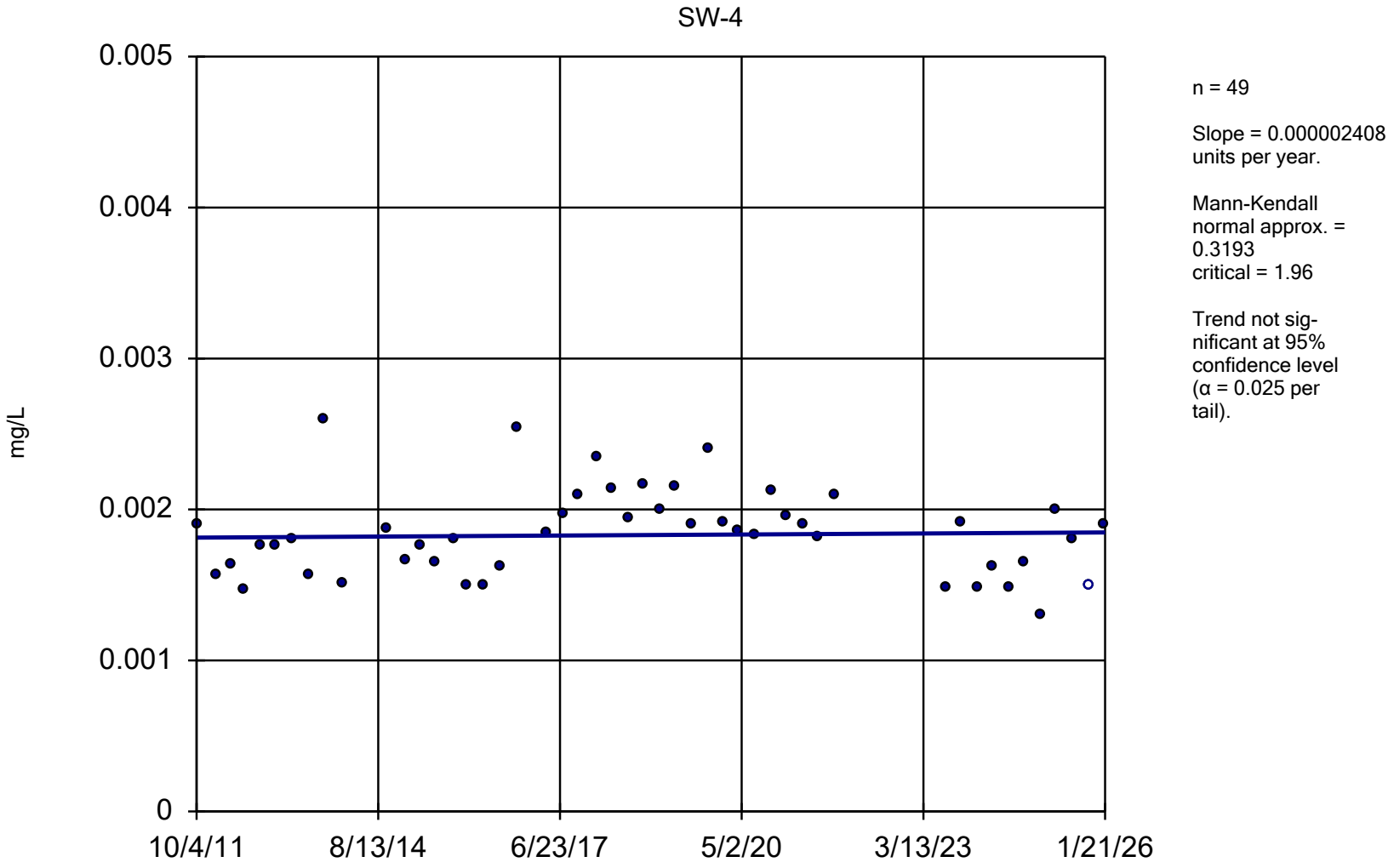

Constituent: Arsenic Analysis Run 3/16/2026 2:47 PM

Hansville Landfill Client: Kitsap County Data: Cleaned Flat As and VC results 2007-2026

Sanitas™ v.10.1.06 Software licensed to Geosyntec Consultants.
Hollow symbols indicate censored values.

Sen's Slope Estimator

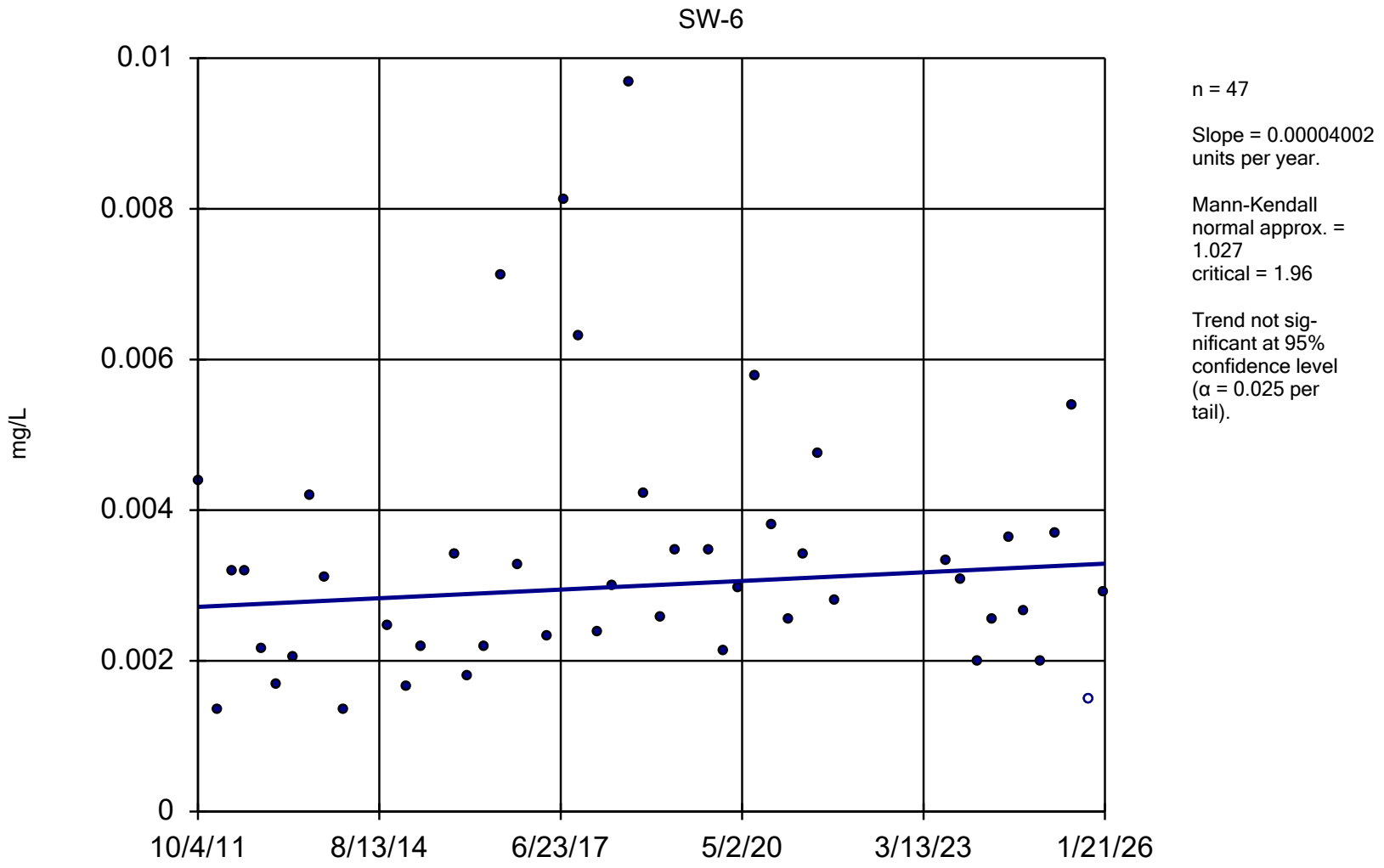

Constituent: Arsenic Analysis Run 3/16/2026 2:47 PM

Hansville Landfill Client: Kitsap County Data: Cleaned Flat As and VC results 2007-2026

Sanitas™ v.10.1.06 Software licensed to Geosyntec Consultants.
Hollow symbols indicate censored values.

Sen's Slope and 95% Confidence Band

SW-7

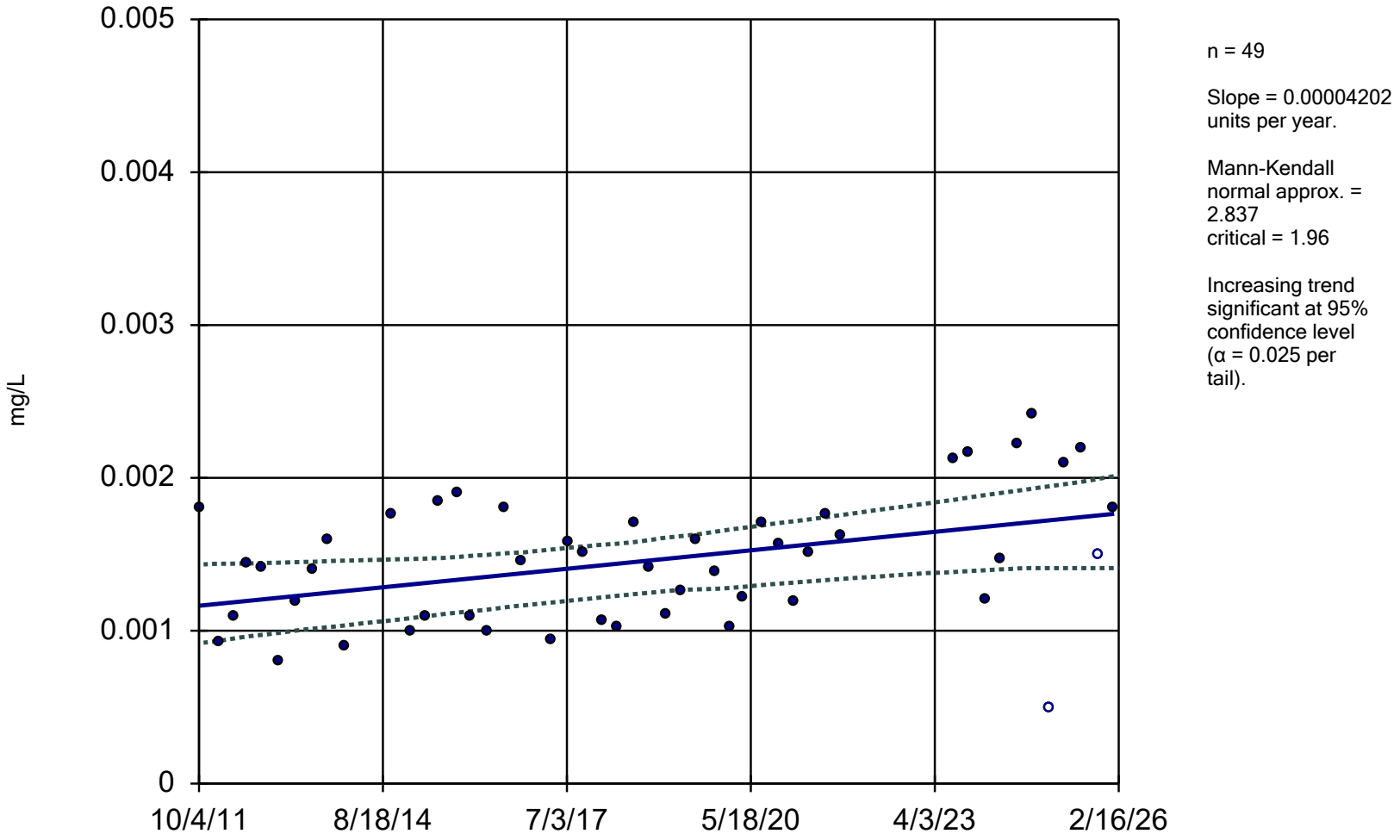

n = 49

Slope = 0.00004202 units per year.

Mann-Kendall normal approx. = 2.837
critical = 1.96

Increasing trend significant at 95% confidence level (α = 0.025 per tail).

Constituent: Arsenic Analysis Run 3/16/2026 2:47 PM

Hansville Landfill Client: Kitsap County Data: Cleaned Flat As and VC results 2007-2026

Sanitas™ v.10.1.06 Software licensed to Geosyntec Consultants.
Hollow symbols indicate censored values.

Sen's Slope and 95% Confidence Band

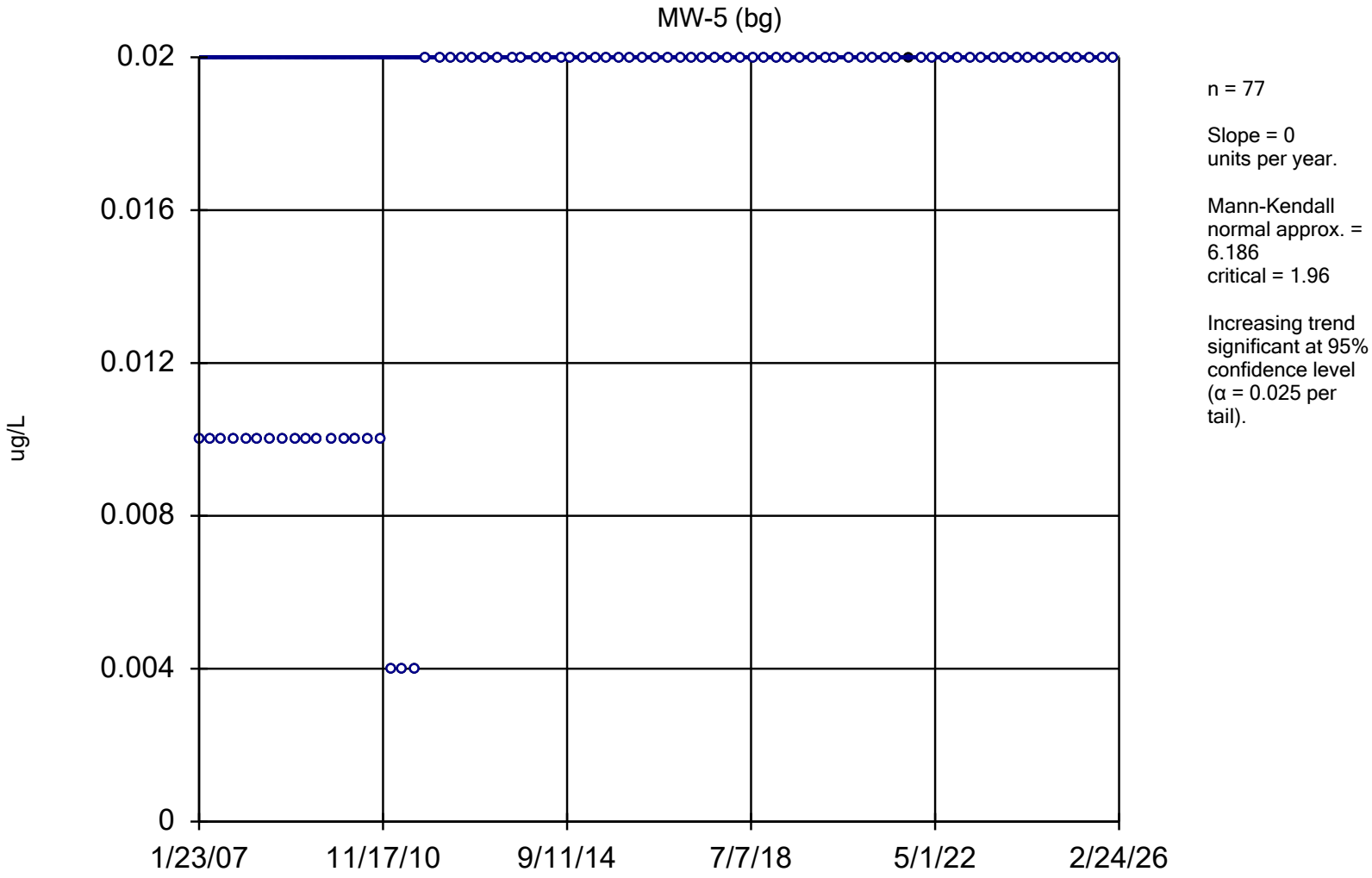

Constituent: Vinyl Chloride Analysis Run 3/16/2026 2:47 PM

Hansville Landfill Client: Kitsap County Data: Cleaned Flat As and VC results 2007-2026

Sanitas™ v.10.1.06 Software licensed to Geosyntec Consultants.
Hollow symbols indicate censored values.

Sen's Slope and 95% Confidence Band

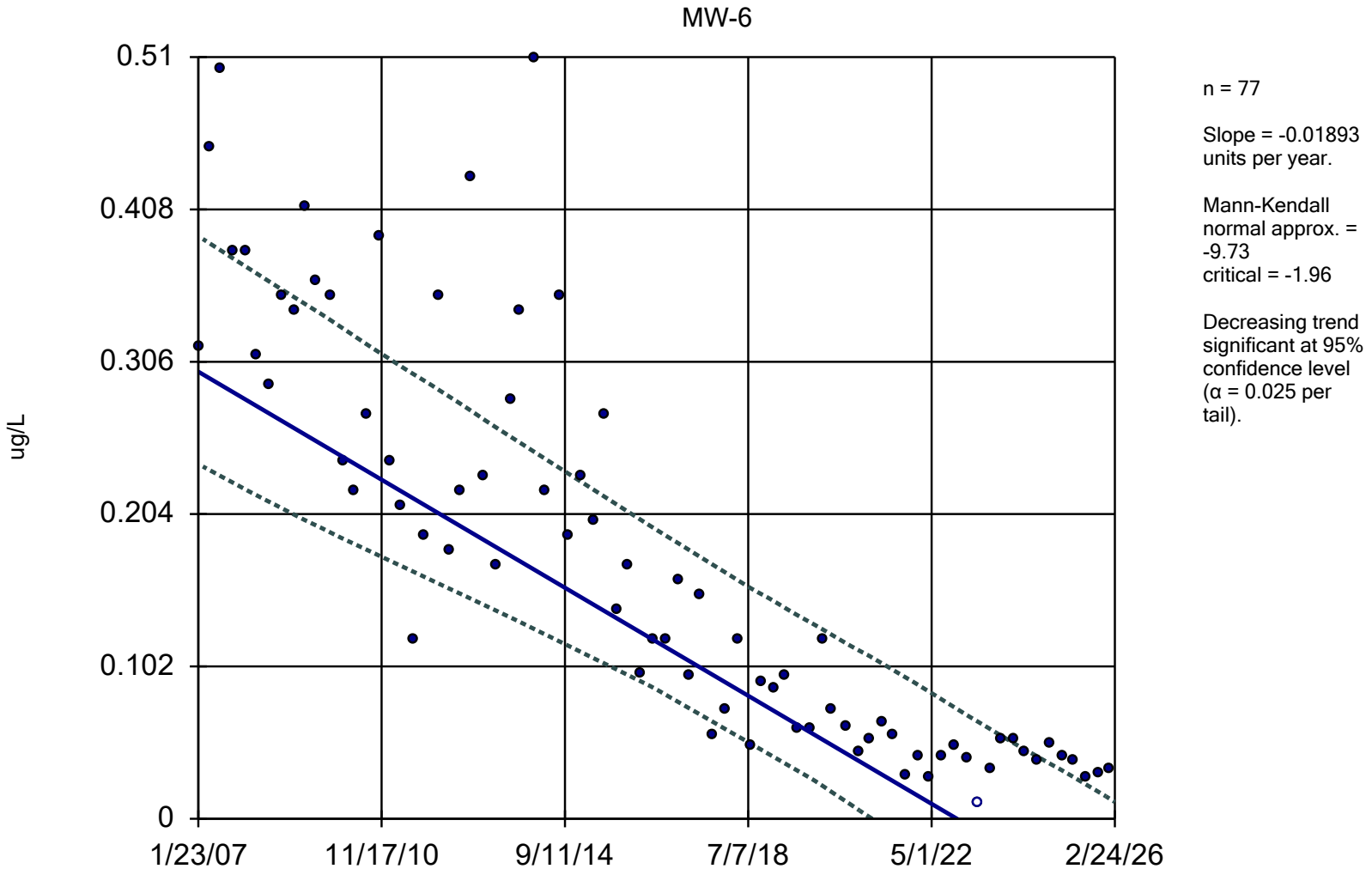

Constituent: Vinyl Chloride Analysis Run 3/16/2026 2:47 PM

Hansville Landfill Client: Kitsap County Data: Cleaned Flat As and VC results 2007-2026

Sanitas™ v.10.1.06 Software licensed to Geosyntec Consultants.
Hollow symbols indicate censored values.

Sen's Slope and 95% Confidence Band

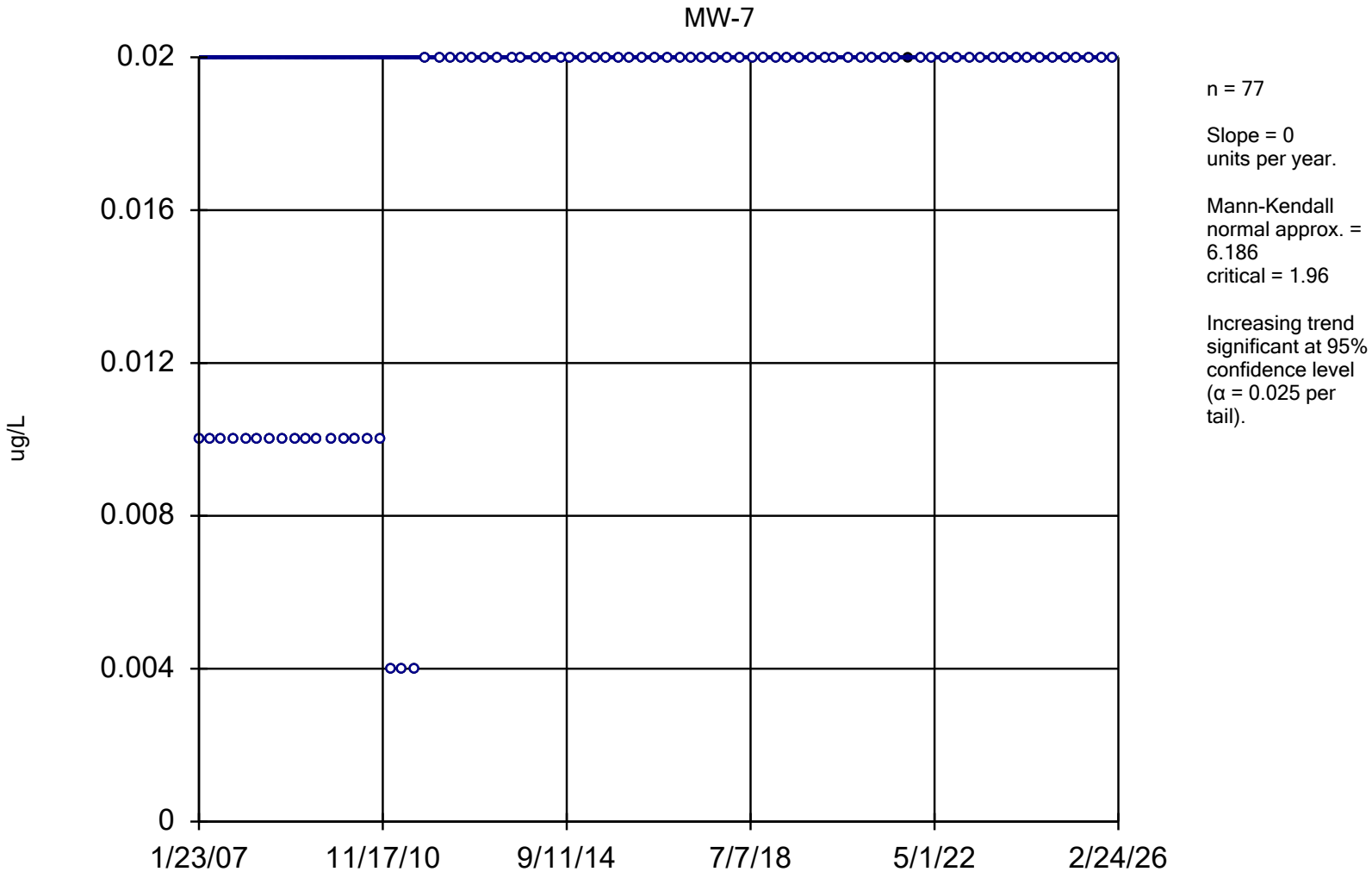

Constituent: Vinyl Chloride Analysis Run 3/16/2026 2:47 PM

Hansville Landfill Client: Kitsap County Data: Cleaned Flat As and VC results 2007-2026

Sanitas™ v.10.1.06 Software licensed to Geosyntec Consultants.

Sen's Slope and 95% Confidence Band

MW-12I

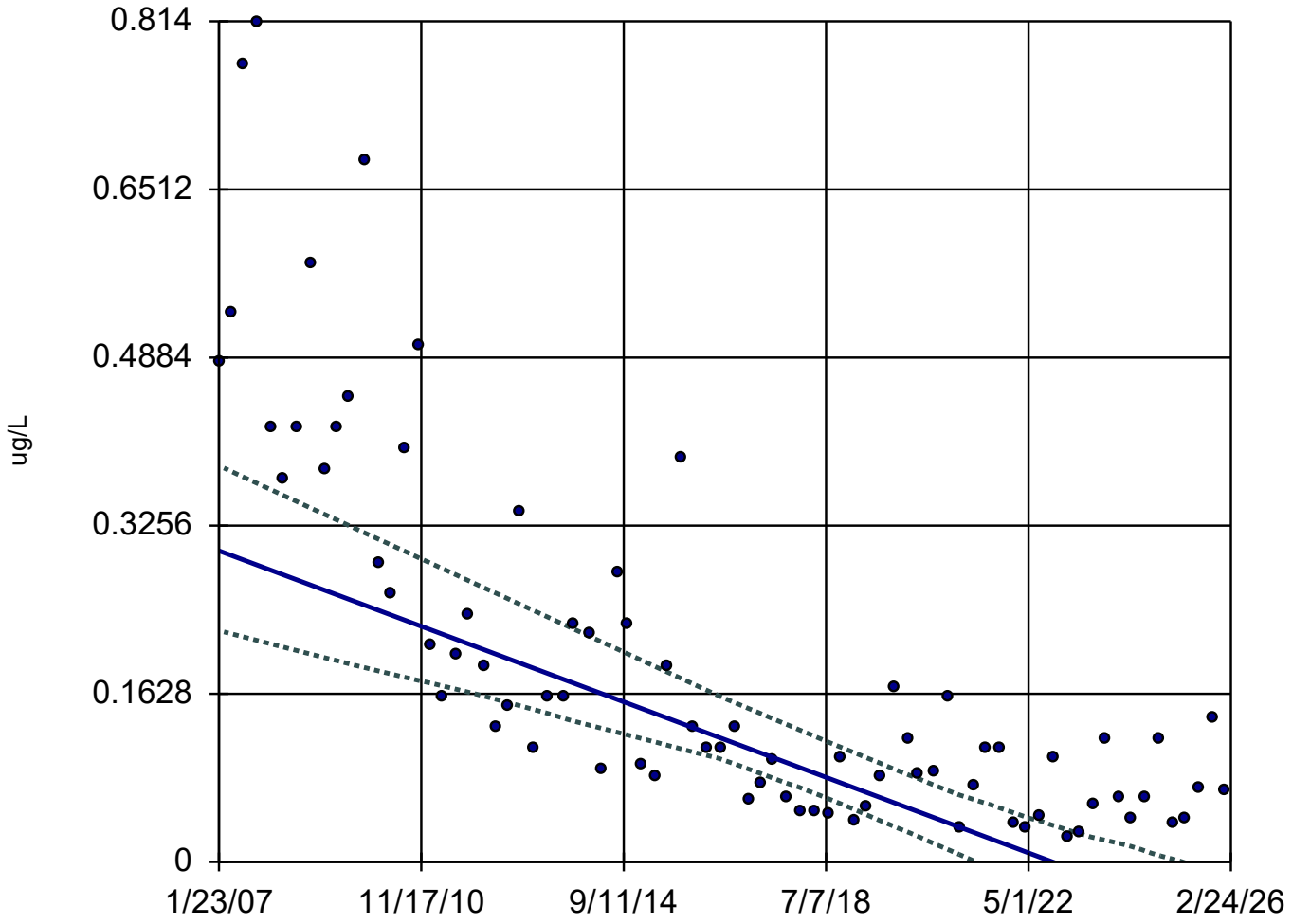

n = 77

Slope = -0.01914 units per year.

Mann-Kendall normal approx. = -7.969
critical = -1.96

Decreasing trend significant at 95% confidence level (α = 0.025 per tail).

Constituent: Vinyl Chloride Analysis Run 3/16/2026 2:47 PM

Hansville Landfill Client: Kitsap County Data: Cleaned Flat As and VC results 2007-2026

Sanitas™ v.10.1.06 Software licensed to Geosyntec Consultants.
Hollow symbols indicate censored values.

Sen's Slope and 95% Confidence Band

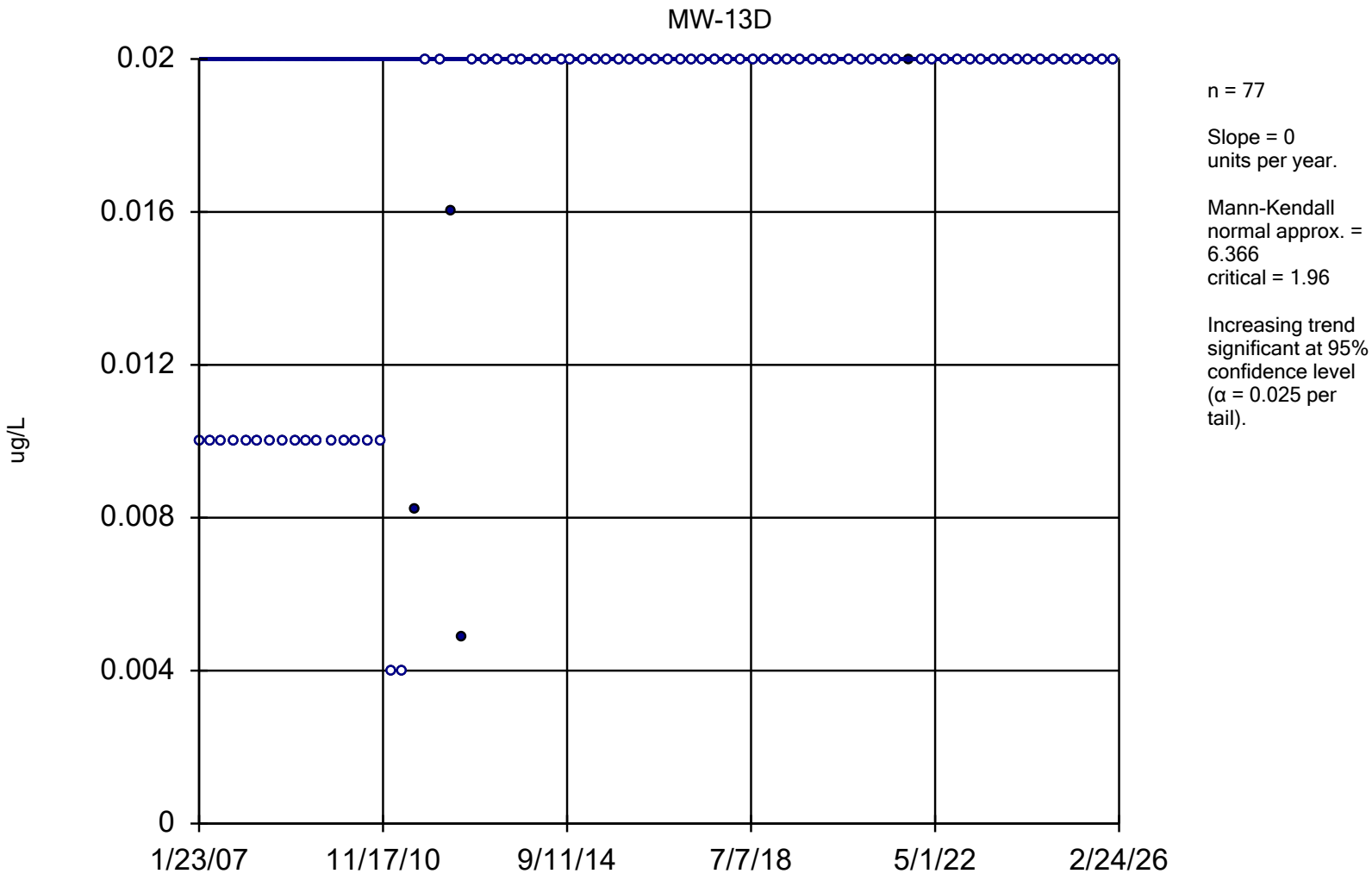

Constituent: Vinyl Chloride Analysis Run 3/16/2026 2:47 PM

Hansville Landfill Client: Kitsap County Data: Cleaned Flat As and VC results 2007-2026

Sanitas™ v.10.1.06 Software licensed to Geosyntec Consultants.
Hollow symbols indicate censored values.

Sen's Slope and 95% Confidence Band

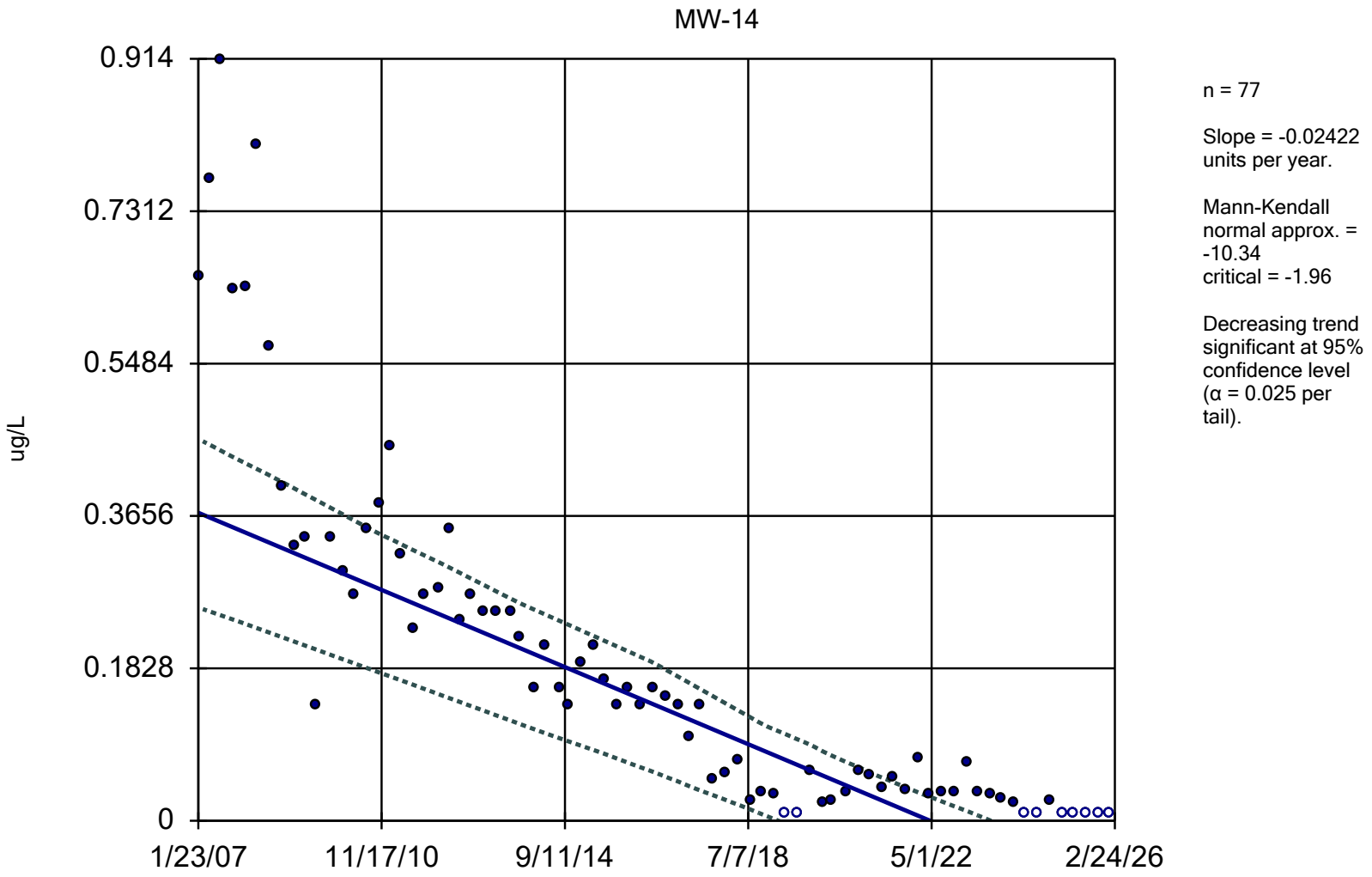

Constituent: Vinyl Chloride Analysis Run 3/16/2026 2:47 PM

Hansville Landfill Client: Kitsap County Data: Cleaned Flat As and VC results 2007-2026

Sanitas™ v.10.1.06 Software licensed to Geosyntec Consultants.
Hollow symbols indicate censored values.

Sen's Slope Estimator

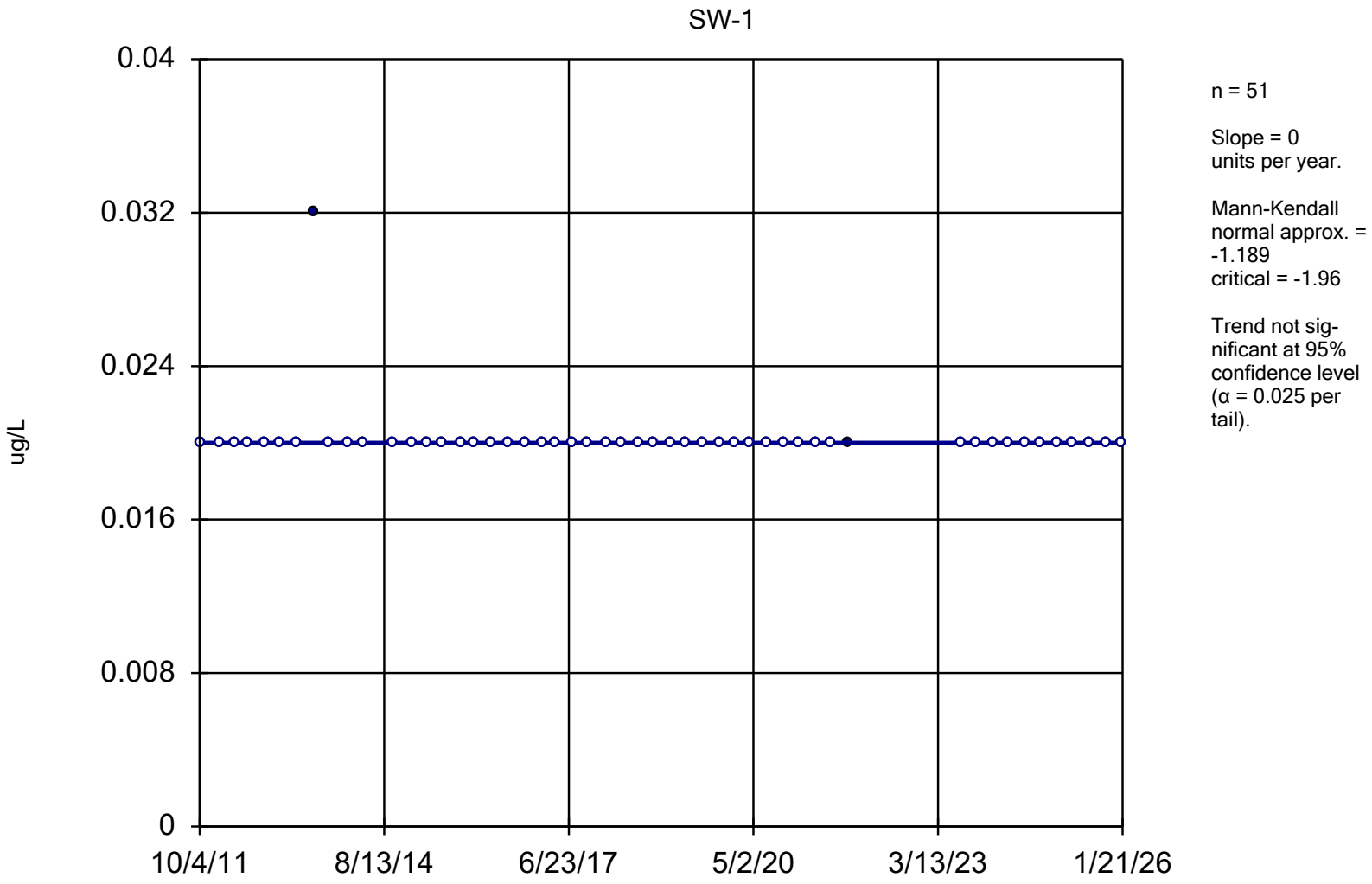

Constituent: Vinyl Chloride Analysis Run 3/16/2026 2:48 PM

Hansville Landfill Client: Kitsap County Data: Cleaned Flat As and VC results 2007-2026

Sanitas™ v.10.1.06 Software licensed to Geosyntec Consultants.
Hollow symbols indicate censored values.

Sen's Slope and 95% Confidence Band

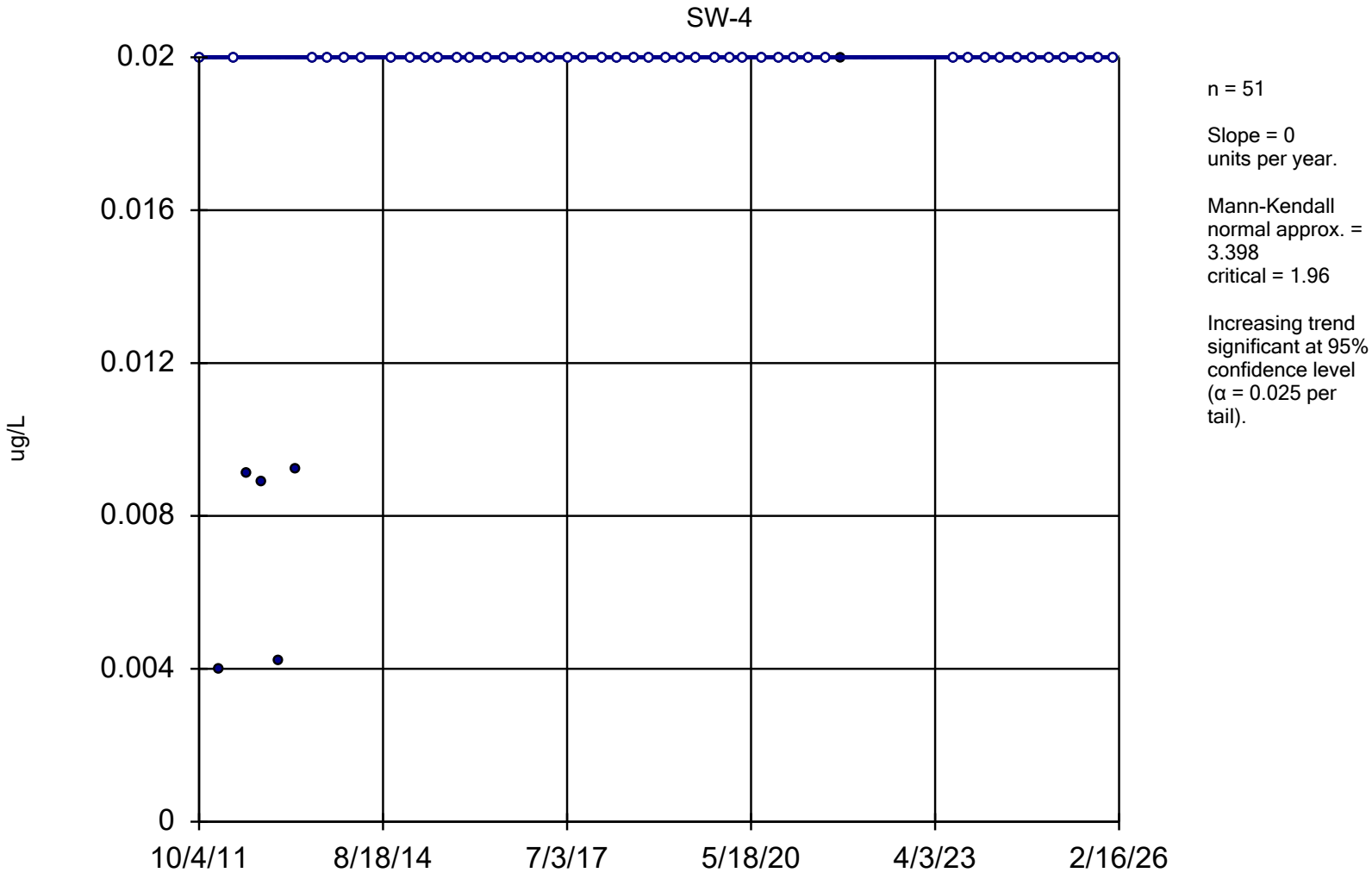

Constituent: Vinyl Chloride Analysis Run 3/16/2026 2:48 PM

Hansville Landfill Client: Kitsap County Data: Cleaned Flat As and VC results 2007-2026

Sanitas™ v.10.1.06 Software licensed to Geosyntec Consultants.
Hollow symbols indicate censored values.

Sen's Slope and 95% Confidence Band

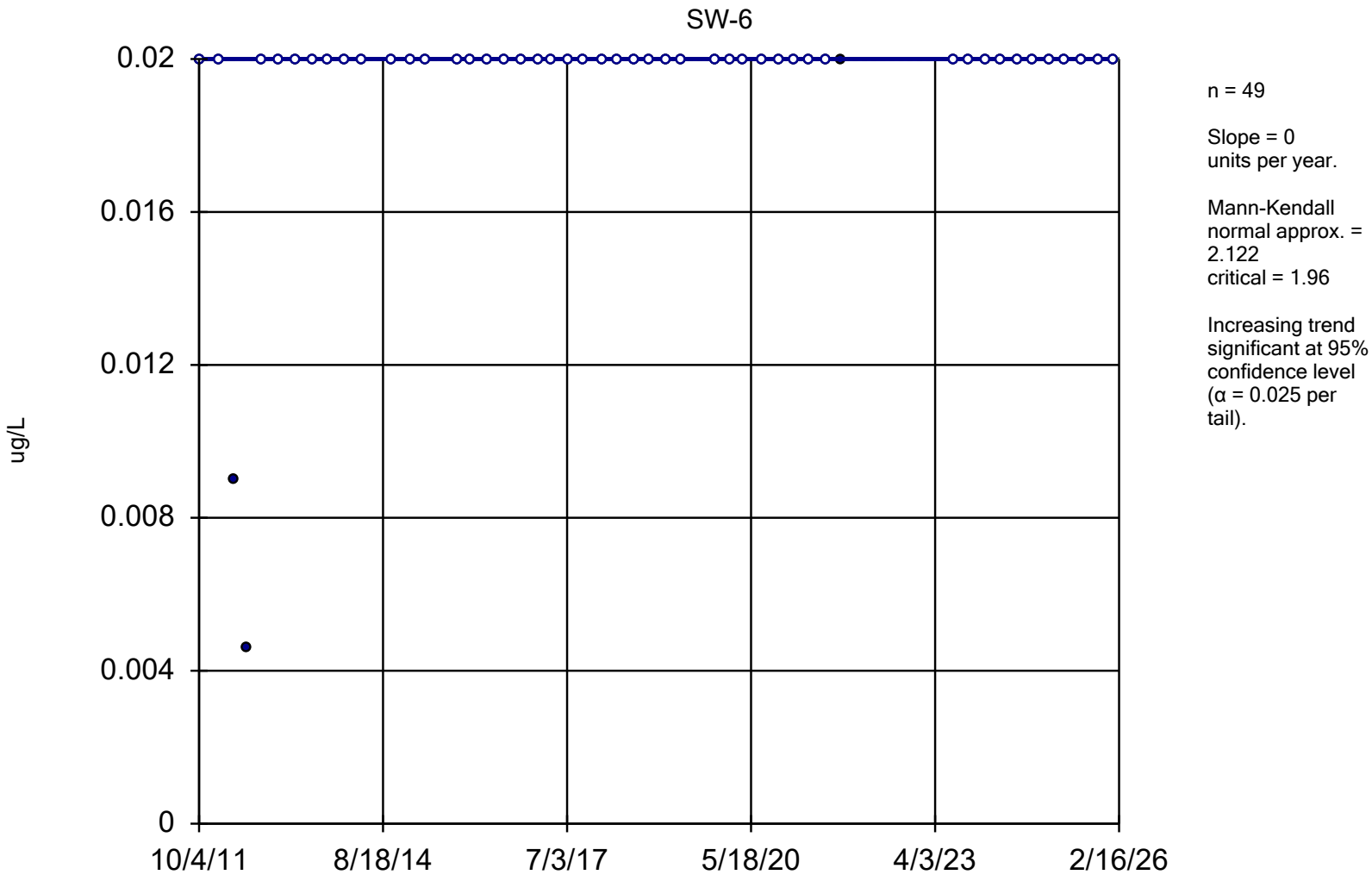

Constituent: Vinyl Chloride Analysis Run 3/16/2026 2:48 PM

Hansville Landfill Client: Kitsap County Data: Cleaned Flat As and VC results 2007-2026

Sanitas™ v.10.1.06 Software licensed to Geosyntec Consultants.
Hollow symbols indicate censored values.

Sen's Slope Estimator

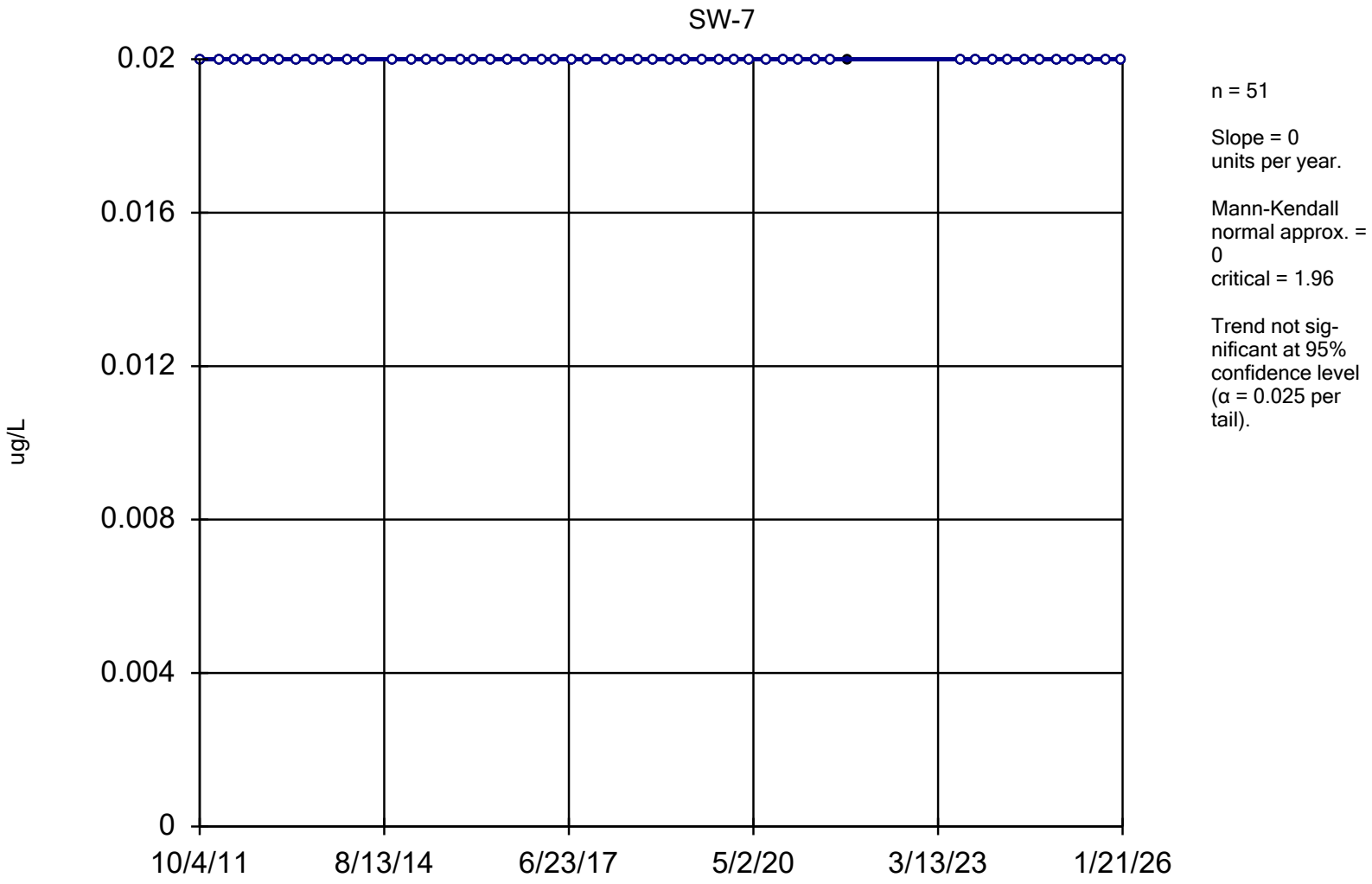

Constituent: Vinyl Chloride Analysis Run 3/16/2026 2:48 PM

Hansville Landfill Client: Kitsap County Data: Cleaned Flat As and VC results 2007-2026

ATTACHMENT D

Field Forms and Laboratory Reports

Aspect CONSULTING

Sample ID: MW-5-260121

GROUNDWATER SAMPLING RECORD

WELL NUMBER: MW-5 Page: 1 of 1

Project Name: Hansville Landfill Q1 2026 Project Number: AS160423

Date: 1/21/2026

Sampled by: FCE / JER / KJY

Measuring Point of Well: NTOC

Screened Interval (ft. bgs): —

Filter Pack Interval (ft. bgs): —

Starting Water Level (ft TOC): 101.62

Sample Intake Depth (ft TOC): Dedicated pump

Total Depth After Sampling (ft TOC): —

Casing Diameter (inches): 2"

Casing Volume — (ft Water) x — (L/ft) = — (L)

Casing volumes: 3/4"= 0.09 L/ft 2" = 0.62 L/ft 4" = 2.46 L/ft 6" = 5.56 L/ft

WELL CONDITION

Vault Condition: Good Well Sealed? Y Lock Present? Y

Standing Water in Vault? N Ecology Well Tag Present (and Number if yes)? —

PURGING MEASUREMENTS

Stabilization Criteria (for 3 consecutive readings):		Typical 0.1-0.5 Lpm	Stable (<0.3 ft target)	na	± 3%	± 10% (or ± 0.5 mg/L if < 1 mg/L)	± 0.1	± 10 mV	± 10% (or 3 succesive < 10 NTU)	
Time	Cumul. Volume (L)	Purge Rate (mL/min)	Water Level (ft)	Temp. (°C)	Specific Conductance (µS/cm)	Dissolved Oxygen (mg/L)	pH	ORP (mv)	Turbidity (NTU)	Comments
1016		—	101.62							Began purging
1021	0.3	0.1	101.62	10.78	159.21	8.90	6.55	295.5	0.79	
1026	0.6		101.61	10.70	159.74	9.15	6.77	294.4	1.20	
1031	0.9		101.61	10.67	159.90	9.22	6.87	292.9	0.76	
1036	1.2		101.62	10.95	159.97	9.27	6.96	294.2	0.35	
1040										Sampled

Total Liters Purged: 1.9 Total Casing Volumes Removed: — Ending Water Level (ft TOC): 101.61

SAMPLE INVENTORY

Time	Volume	Bottle Type	Quantity	Filtration	Preservation	Appearance: Color	Appearance: Turbidity & Sediment	Remarks
1040	40 ml	VOAs	6 3	No	HCL	Clear	1.02	for VOCs and Vinyl Chloride
	250 ml	Poly	1	YES	HNO3			Diss. Mn and As. (FF) In the same bottle
	250 ml	Poly	1	YES	None			Ortho-pos (FF)
	500 ml	Poly	1	No	None			Nitrate, Nitrite, Chloride, Sulfate
	250 ml	Poly	1	No	None			Alkalinity, Carbonate, Bicarbonate: NO HEADSPACE
	250 ml	Poly	1	No	HCL			Total Organic Carbon (TOC)
	500 ml	Poly	1	No	H2SO4			Ammonia

METHODS

Parameters measured with (instrument model & serial number): AquaTroll (Purple / Red), Turbidimeter (PinkYellow / Brown), WLI (BlueWhite / Purple)

Purging Equipment: Dedicated Bladder pump or peri-pump (Red / Yellow) Decon Equipment: Alconox and DI water

Disposal of Discharged Water: On site

Observations/Comments: —

Aspect CONSULTING

Sample ID: MW-6-260121

GROUNDWATER SAMPLING RECORD

WELL NUMBER: MW-6 Page: 1 of 1

Project Name: Hansville Landfill Q1 2026 Project Number: AS160423

Date: 1/21/2026

Sampled by: FCE / (JER) / KJY

Measuring Point of Well: NTOC

Screened Interval (ft. bgs)

Filter Pack Interval (ft. bgs)

Starting Water Level (ft TOC): 75.55

Sample Intake Depth (ft TOC): Dedicated

Total Depth After Sampling (ft TOC):

Casing Diameter (inches): 2"

Casing Volume (ft Water) x (L/ft) = (L)

Casing volumes: 3/4"= 0.09 L/ft 2" = 0.62 L/ft 4" = 2.46 L/ft 6" = 5.56 L/ft

WELL CONDITION

Vault Condition: Fair Well Sealed? Yes Lock Present? Yes

Standing Water in Vault? No Ecology Well Tag Present (and Number if yes)?

PURGING MEASUREMENTS

Stabilization Criteria (for 3 consecutive readings):		Typical 0.1-0.5 Lpm	Stable (<0.3 ft target)	na	± 3%	± 10% (or ± 0.5 mg/L if < 1 mg/L)	± 0.1	± 10 mV	± 10% (or 3 succesive < 10 NTU)	
Time	Cumul. Volume (L)	Purge Rate (mL/min)	Water Level (ft)	Temp. (°C)	Specific Conductance (µS/cm)	Dissolved Oxygen (mg/L)	pH	ORP (mv)	Turbidity (NTU)	Comments
1605	0	250	75.55							Start purging
1610	1.25	250	75.56	10.60	270.8	9.630	7.323	119.9	12.4	clear, no odor,
1615	2.5	250	75.60	11.72	259.3	0.462	7.035	129.9	11.8	No sheen
1620	3.75	250	75.60	11.79	252.6	0.287	7.033	130.3	10.2	
1625	5	250	75.60	11.87	252.4	0.278	7.036	129.9	9.19	
1630	6.25	250								Start sampling

Total Liters Purged: Total Casing Volumes Removed: Ending Water Level (ft TOC): 75.61

SAMPLE INVENTORY

Time	Volume	Bottle Type	Quantity	Filtration	Preservation	Appearance: Color	Appearance: Turbidity & Sediment	Remarks
1630	40 ml	VOAs	6 3	No	HCL	Clear	7.27	for VOCs and Vinyl Chloride
	250 ml	Poly	1	YES	HNO3			Diss. Mn and As. (FF) In the same bottle
	250 ml	Poly	1	YES	None			Ortho-pos (FF)
	500 ml	Poly	1	No	None			Nitrate, Nitrite, Chloride, Sulfate
	250 ml	Poly	1	No	None			Alkalinity, Carbonate, Bicarbonate: NO HEADSPACE
	250 ml	Poly	1	No	HCL			Total Organic Carbon (TOC)
	500 ml	Poly	1	No	H2SO4			Ammonia

METHODS

Parameters measured with (instrument model & serial number): AquaTroll (Purple / Red), Turbidimeter (PinkYellow / Brown), WLI (BlueWhite / Purple)

Purging Equipment: Dedicated Bladder pump or peri-pump (Red / Yellow) Decon Equipment: Alconox and DI water

Disposal of Discharged Water: On site

Observations/Comments:

Aspect CONSULTING

Sample ID: MW-7-26012

GROUNDWATER SAMPLING RECORD

WELL NUMBER: MW-7 Page: 1 of 1

Project Name: Hansville Landfill Q1 2026 Project Number: AS160423

Date: 1/21/2026

Sampled by: FCE / JER / KJY

Measuring Point of Well: NTOC

Screened Interval (ft. bgs) —

Filter Pack Interval (ft. bgs) —

Starting Water Level (ft TOC): 86.40

Sample Intake Depth (ft TOC): Dedicated pump

Total Depth After Sampling (ft TOC): —

Casing Diameter (inches): 2"

Casing Volume _____ (ft Water) x _____ (L/ft) = _____ (L)

Casing volumes: 3/4"= 0.09 L/ft 2" = 0.62 L/ft 4" = 2.46 L/ft 6" = 5.56 L/ft

WELL CONDITION

Vault Condition: Good Well Sealed? Y Lock Present? Y

Standing Water in Vault? N Ecology Well Tag Present (and Number if yes)? N

PURGING MEASUREMENTS

Stabilization Criteria (for 3 consecutive readings):		Typical 0.1-0.5 Lpm	Stable (<0.3 ft target)	na	± 3%	± 10% (or ± 0.5 mg/L if < 1 mg/L)	± 0.1	± 10 mV	± 10% (or 3 succesive < 10 NTU)	
Time	Cumul. Volume (L)	Purge Rate (mL/min)	Water Level (ft)	Temp. (°C)	Specific Conductance (µS/cm)	Dissolved Oxygen (mg/L)	pH	ORP (mv)	Turbidity (NTU)	Comments
0904	←		86.40						24 →	Begin purging
0909	0.3	0.13	86.40	9.24	175.25	2.21	6.65	235.0	24.1	clear, no odor
0914	0.6		86.41	9.26	175.47	1.06	6.36	217.1	19.6	or Sheen
0919	0.9		86.41	9.18	175.83	0.91	6.22	224.0	11.9	
0924	1.2		86.40	9.19	175.91	0.85	6.15	227.6	5.19	
0929	1.5		86.40	9.22	176.08	0.78	6.15	226.5	3.03	
0934	1.8	↓	86.4	9.19	176.11	0.82	6.15	230.5	1.72	↓
0935	←								→	Sample

Total Liters Purged: 2.0 Total Casing Volumes Removed: — Ending Water Level (ft TOC): 86.40

SAMPLE INVENTORY

Time	Volume	Bottle Type	Quantity	Filtration	Preservation	Appearance: Color	Appearance: Turbidity & Sediment	Remarks
0935	40 ml	VOAs	~~6~~ 3	No	HCL	Clear	2.15	for VOCs and Vinyl Chloride
	250 ml	Poly	1	YES	HNO3			Diss. Mn and As. (FF) In the same bottle
	250 ml	Poly	1	YES	None			Ortho-pos (FF)
	500 ml	Poly	1	No	None			Nitrate, Nitrite, Chloride, Sulfate
	250 ml	Poly	1	No	None			Alkalinity, Carbonate, Bicarbonate: NO HEADSPACE
	250 ml	Poly	1	No	HCL			Total Organic Carbon (TOC)
	500 ml	Poly	1	No	H2SO4			Ammonia

METHODS

Parameters measured with (instrument model & serial number): AquaTroll (Purple / Red), Turbidimeter (PinkYellow / Brown), WLI (BlueWhite / Purple)

Purging Equipment: Dedicated Bladder pump or peri-pump (Red / Yellow) Decon Equipment: Alconox and DI water

Disposal of Discharged Water: On site

Observations/Comments: _____

Aspect CONSULTING

Sample ID: ~~DUP-012126-01~~ MW-12I-260121

GROUNDWATER SAMPLING RECORD

WELL NUMBER: MW-12I

Page: 1 of 1

Project Name: Hansville Landfill Q1 2026

Project Number: AS160423

Date: 1/21/2026

Sampled by: FCE / JER / KJY

Measuring Point of Well: NTOC

Screened Interval (ft. bgs): —

Filter Pack Interval (ft. bgs): —

Starting Water Level (ft TOC): 10.33

Sample Intake Depth (ft TOC): Dedicated tubing

Total Depth After Sampling (ft TOC): —

Casing Diameter (inches): 2"

Casing Volume — (ft Water) x — (L/ft) = — (L)

Casing volumes: 3/4"= 0.09 L/ft 2" = 0.62 L/ft 4" = 2.46 L/ft 6" = 5.56 L/ft

WELL CONDITION

Vault Condition: Good

Well Sealed? Y

Lock Present? Y / N

Standing Water in Vault? N

Ecology Well Tag Present (and Number if yes)?

PURGING MEASUREMENTS

Stabilization Criteria (for 3 consecutive readings):		Typical 0.1-0.5 Lpm	Stable (<0.3 ft target)	na	± 3%	± 10% (or ± 0.5 mg/L if < 1 mg/L)	± 0.1	± 10 mV	± 10% (or 3 succesive < 10 NTU)	
Time	Cumul. Volume (L)	Purge Rate (mL/min)	Water Level (ft)	Temp. (°C)	Specific Conductance (µS/cm)	Dissolved Oxygen (mg/L)	pH	ORP (mv)	Turbidity (NTU)	Comments
1125			10.33							Begin purging
1130	0.3	0.1	10.32	9.81	~~195.53~~ 196.77	0.24	6.90	136.4	0.75	clear, no odor
1135	0.6	↓	10.32	9.86	~~196.45~~	0.19	6.96	104.7	0.55	or Sheen
1140	0.9		10.32	9.85	196.01	0.16	6.98	106.9	0.98	
1145	1.2		10.32	9.85	195.73	0.15	7.06	96.0	0.19	↓
1150										Sample

Total Liters Purged: 1.5 Total Casing Volumes Removed: — Ending Water Level (ft TOC): 10.31

SAMPLE INVENTORY

Time	Volume	Bottle Type	Quantity	Filtration	Preservation	Appearance: Color	Appearance: Turbidity & Sediment	Remarks
1150	40 ml	VOAs	6 3	No	HCL	Clear	0.73	for VOCs and Vinyl Chloride
	250 ml	Poly	1	YES	HNO3			Diss. Mn and As. (FF) In the same bottle
	250 ml	Poly	1	YES	None			Ortho-pos (FF)
	500 ml	Poly	1	No	None			Nitrate, Nitrite, Chloride, Sulfate
	250 ml	Poly	1	No	None			Alkalinity, Carbonate, Bicarbonate: NO HEADSPACE
	250 ml	Poly	1	No	HCL			Total Organic Carbon (TOC)
	500 ml	Poly	1	No	H2SO4			Ammonia

METHODS

Parameters measured with (instrument model & serial number): AquaTroll (Purple / Red), Turbidimeter (PinkYellow / Brown), WLI (BlueWhite / Purple)

Purging Equipment: Dedicated Bladder pump or peri-pump (Red / Yellow) Decon Equipment: Alconox and DI water

Disposal of Discharged Water: On site

Observations/Comments:

Aspect CONSULTING

Sample ID: MW-13D-260121

GROUNDWATER SAMPLING RECORD

WELL NUMBER: MW-13D Page: 1 of 1

Project Name: Hansville Landfill Q1 2026 Project Number: AS160423

Date: 1/21/2026

Sampled by: FCE / JER / KJY

Measuring Point of Well: NTOC

Screened Interval (ft. bgs) —

Filter Pack Interval (ft. bgs) —

Starting Water Level (ft TOC): 11.98

Sample Intake Depth (ft TOC): Dedicated tubing

Total Depth After Sampling (ft TOC): —

Casing Diameter (inches): 2"

Casing Volume — (ft Water) x — (L/ft) = — (L)

Casing volumes: 3/4"= 0.09 L/ft 2" = 0.62 L/ft 4" = 2.46 L/ft 6" = 5.56 L/ft

WELL CONDITION

Vault Condition: Good Well Sealed? Y Lock Present? Y

Standing Water in Vault? N Ecology Well Tag Present (and Number if yes)? ✓

PURGING MEASUREMENTS

Stabilization Criteria (for 3 consecutive readings):		Typical 0.1-0.5 Lpm	Stable (<0.3 ft target)	na	± 3%	± 10% (or ± 0.5 mg/L if < 1 mg/L)	± 0.1	± 10 mV	± 10% (or 3 succesive < 10 NTU)	
Time	Cumul. Volume (L)	Purge Rate (mL/min)	Water Level (ft)	Temp. (°C)	Specific Conductance (µS/cm)	Dissolved Oxygen (mg/L)	pH	ORP (mv)	Turbidity (NTU)	Comments
1237			11.96							Begin purging
1242	0.3	0.1	11.96	10.06	183.2	0.661	7.06	92.5	34.1	Clear, no odor
1247	0.6		11.98	10.07	183.5	0.481	7.22	92.8	11.7	
1252	0.9		11.98	10.09	183.6	0.371	7.29	91.2	6.82	
1257	1.2		11.97	10.10	183.4	0.26	7.34	82.0	6.00	
1302	1.5		11.98	10.09	183.1	0.24	7.36	73.5	5.11	
1305										Sample

Total Liters Purged: 1.8 Total Casing Volumes Removed: — Ending Water Level (ft TOC): 12.00

SAMPLE INVENTORY

Time	Volume	Bottle Type	Quantity	Filtration	Preservation	Appearance: Color	Appearance: Turbidity & Sediment	Remarks
1305	40 ml	VOAs	6 3	No	HCL	Clear	3.95	for VOCs and Vinyl Chloride
	250 ml	Poly	1	YES	HNO3			Diss. Mn and As. (FF) In the same bottle
	250 ml	Poly	1	YES	None			Ortho-pos (FF)
	500 ml	Poly	1	No	None			Nitrate, Nitrite, Chloride, Sulfate
	250 ml	Poly	1	No	None			Alkalinity, Carbonate, Bicarbonate: NO HEADSPACE
	250 ml	Poly	1	No	HCL			Total Organic Carbon (TOC)
	500 ml	Poly	1	No	H2SO4			Ammonia

METHODS

Parameters measured with (instrument model & serial number): AquaTroll (Purple / Red), Turbidimeter (PinkYellow / Brown), WLI (BlueWhite / Purple)

Purging Equipment: Dedicated Bladder pump or peri-pump (Red / Yellow) Decon Equipment: Alconox and DI water

Disposal of Discharged Water: On site

Observations/Comments: —

Aspect CONSULTING

Sample ID: MW-14-260121 / MW-200D-260121

GROUNDWATER SAMPLING RECORD

WELL NUMBER: MW-14 Page: 1 of 1

Project Name: Hansville Landfill Q1 2026 Project Number: AS160423

Date: 1/21/2026

Sampled by: FCE / JER / KJY

Measuring Point of Well: NTOC

Screened Interval (ft. bgs): —

Filter Pack Interval (ft. bgs): —

Starting Water Level (ft TOC): 83.26

Sample Intake Depth (ft TOC): Dedicated Bladder pump

Total Depth After Sampling (ft TOC): —

Casing Diameter (inches): 2"

Casing Volume ____ (ft Water) x — (L/ft) = — (L)

Casing volumes: 3/4"= 0.09 L/ft 2" = 0.62 L/ft 4" = 2.46 L/ft 6" = 5.56 L/ft

WELL CONDITION

Vault Condition: Good Well Sealed? Y Lock Present? Y

Standing Water in Vault? N Ecology Well Tag Present (and Number if yes)? —

PURGING MEASUREMENTS

Stabilization Criteria (for 3 consecutive readings):		Typical 0.1-0.5 Lpm	Stable (<0.3 ft target)	na	± 3%	± 10% (or ± 0.5 mg/L if < 1 mg/L)	± 0.1	± 10 mV	± 10% (or 3 succesive < 10 NTU)	
Time	Cumul. Volume (L)	Purge Rate (mL/min)	Water Level (ft)	Temp. (°C)	Specific Conductance (µS/cm)	Dissolved Oxygen (mg/L)	pH	ORP (mv)	Turbidity (NTU)	Comments
1436			83.32							Start purging
1444	0.3	0.1	83.30	9.59	154.6	6.08	7.41	129.9	6.59	Clear, odor or
1449	0.6		83.31	10.53	160.2	0.13	7.29	130.1	8.46	sheen
1454	0.9		83.32	10.65	161.0	0.51	7.25	129.8	5.76	
1459	1.2		83.31	10.59	160.3	0.35	7.29	115.2	2.43	
1504	1.5		83.31	10.55	154.3	0.34	7.30	110.6	1.56	
1509	1.8		83.32	10.56	158.4	0.32	7.29	102.9	1.02	
1512										Sample

Total Liters Purged: 2.2 Total Casing Volumes Removed: — Ending Water Level (ft TOC): 83.33

SAMPLE INVENTORY

Time	Volume	Bottle Type	Quantity	Filtration	Preservation	Appearance: Color	Appearance: Turbidity & Sediment	Remarks
1512	40 ml	VOAs	6 3	No	HCL	Clear	1-5	for VOCs and Vinyl Chloride
	250 ml	Poly	1	YES	HNO3			Diss. Mn and As. (FF) In the same bottle
	250 ml	Poly	1	YES	None			Ortho-pos (FF)
	500 ml	Poly	1	No	None			Nitrate, Nitrite, Chloride, Sulfate
	250 ml	Poly	1	No	None			Alkalinity, Carbonate, Bicarbonate: NO HEADSPACE
	250 ml	Poly	1	No	HCL			Total Organic Carbon (TOC)
	500 ml	Poly	1	No	H2SO4			Ammonia

METHODS

Parameters measured with (instrument model & serial number): AquaTroll (Purple / Red), Turbidimeter (PinkYellow / Brown), WLI (BlueWhite / Purple)

Purging Equipment: Dedicated Bladder pump or peri-pump (Red / Yellow) Decon Equipment: Alconox and DI water

Disposal of Discharged Water: On site

Observations/Comments: Duplicate MW-200D-260121 sample @ 1010

Aspect CONSULTING

Sample ID: SW-1-260121

GROUNDWATER SAMPLING RECORD

WELL NUMBER: SW-1 Page: 1 of 1

Project Name: Hansville Landfill Q1 2026 Project Number: AS160423

Date: 1/21/2026

Sampled by: FCE / JER KJY

Measuring Point of Well: NTOC

Screened Interval (ft. bgs): —

Filter Pack Interval (ft. bgs): —

Starting Water Level (ft TOC): —

Sample Intake Depth (ft TOC): —

Total Depth After Sampling (ft TOC): —

Casing Diameter (inches): —

Casing Volume — (ft Water) x — (L/ft) = — (L)

Casing volumes: 3/4"= 0.09 L/ft 2" = 0.62 L/ft 4" = 2.46 L/ft 6" = 5.56 L/ft * Surface Water Point *

WELL CONDITION

Vault Condition: — Well Sealed? — Lock Present? —

Standing Water in Vault? — Ecology Well Tag Present (and Number if yes)? —

PURGING MEASUREMENTS

Stabilization Criteria (for 3 consecutive readings):		Typical 0.1-0.5 Lpm	Stable (<0.3 ft target)	na	± 3%	± 10% (or ± 0.5 mg/L if < 1 mg/L)	± 0.1	± 10 mV	± 10% (or 3 succesive < 10 NTU)	
Time	Cumul. Volume (L)	Purge Rate (mL/min)	Water Level (ft)	Temp. (°C)	Specific Conductance (µS/cm)	Dissolved Oxygen (mg/L)	pH	ORP (mv)	Turbidity (NTU)	Comments
1110			—	7.51	163.1	10.76	6.276	192.1	12.6	Clear, no sheen, no odor

Total Liters Purged: — Total Casing Volumes Removed: — Ending Water Level (ft TOC): —

SAMPLE INVENTORY

Time	Volume	Bottle Type	Quantity	Filtration	Preservation	Appearance: Color	Appearance: Turbidity & Sediment	Remarks
1110	40 ml	VOAs	6 3	No	HCL	Clear	12.6	for VOCs and Vinyl Chloride
1110	250 ml	Poly	1	YES	HNO3			Diss. Mn and As. (FF) In the same bottle
1110	250 ml	Poly	1	YES	None			Ortho-pos (FF)
↓	500 ml	Poly	1	No	None			Nitrate, Nitrite, Chloride, Sulfate
	250 ml	Poly	1	No	None			Alkalinity, Carbonate, Bicarbonate: NO HEADSPACE
↓	250 ml	Poly	1	No	HCL			Total Organic Carbon (TOC)
	500 ml	Poly	1	No	H2SO4			Ammonia

METHODS

Parameters measured with (instrument model & serial number): AquaTroll (Purple / Red), Turbidimeter (PinkYellow / Brown), WLI (BlueWhite / Purple)

Purging Equipment: Dedicated Bladder pump or peri-pump (Red / Yellow) Decon Equipment: Alconox and DI water

Disposal of Discharged Water: On site

Observations/Comments: Grab Sample

Aspect CONSULTING

Sample ID: SW-4-260121

GROUNDWATER SAMPLING RECORD

WELL NUMBER: SW-4 Page: 1 of 1

Project Name: Hansville Landfill Q1 2026 Project Number: AS160423

Date: 1/21/2026

Sampled by: FCE / (JER) / KJY

Measuring Point of Well: NTOC

Screened Interval (ft. bgs): —

Filter Pack Interval (ft. bgs) —

Starting Water Level (ft TOC): —

Sample Intake Depth (ft TOC): —

Total Depth After Sampling (ft TOC): —

Casing Diameter (inches): —

Casing Volume — (ft Water) x — (L/ft) = — (L)

Casing volumes: 3/4"= 0.09 L/ft 2" = 0.62 L/ft 4" = 2.46 L/ft 6" = 5.56 L/ft

* Surface Water Point *

WELL CONDITION

Vault Condition: — Well Sealed? — Lock Present? —

Standing Water in Vault? — Ecology Well Tag Present (and Number if yes)? —

PURGING MEASUREMENTS

Stabilization Criteria (for 3 consecutive readings):		Typical 0.1-0.5 Lpm	Stable (<0.3 ft target)	na	± 3%	± 10% (or ± 0.5 mg/L if < 1 mg/L)	± 0.1	± 10 mV	± 10% (or 3 succesive < 10 NTU)	
Time	Cumul. Volume (L)	Purge Rate (mL/min)	Water Level (ft)	Temp. (°C)	Specific Conductance (µS/cm)	Dissolved Oxygen (mg/L)	pH	ORP (mv)	Turbidity (NTU)	Comments
1200			—	7.11	308.9	11.4	7.33	174.1	11.5	clear, no odor, no sheen

Total Liters Purged: _____ Total Casing Volumes Removed: _____ Ending Water Level (ft TOC): _____

SAMPLE INVENTORY

Time	Volume	Bottle Type	Quantity	Filtration	Preservation	Appearance: Color	Appearance: Turbidity & Sediment	Remarks
1200	40 ml	VOAs	3	No	HCL	clear	11.5	for VOCs and Vinyl Chloride
↓	250 ml	Poly	1	YES	HNO3	↓	↓	Diss. Mn and As. (FF) In the same bottle
	250 ml	Poly	1	YES	None			Ortho-pos (FF)
	500 ml	Poly	1	No	None			Nitrate, Nitrite, Chloride, Sulfate
	250 ml	Poly	1	No	None			Alkalinity, Carbonate, Bicarbonate: NO HEADSPACE
	250 ml	Poly	1	No	HCL			Total Organic Carbon (TOC)
	500 ml	Poly	1	No	H2SO4			Ammonia

METHODS

Parameters measured with (instrument model & serial number): AquaTroll (Purple / (Red)) Turbidimeter (PinkYellow / Brown), WLI (BlueWhite / Purple)

Purging Equipment: Dedicated Bladder pump or peri-pump (Red / Yellow) Decon Equipment: Alconox and DI water

Disposal of Discharged Water: On site

Observations/Comments: —

Aspect CONSULTING

Sample ID: SW-6-260121

GROUNDWATER SAMPLING RECORD

WELL NUMBER: SW-6 Page: 1 of 1

Project Name: Hansville Landfill Q1 2026 Project Number: AS160423

Date: 1/21/2026

Sampled by: FCE / (PER) KJY

Measuring Point of Well: NTOC

Screened Interval (ft. bgs): —

Filter Pack Interval (ft. bgs): —

Starting Water Level (ft TOC): —

Sample Intake Depth (ft TOC): —

Total Depth After Sampling (ft TOC): —

Casing Diameter (inches): —

Casing Volume — (ft Water) x — (L/ft) = — (L)

Casing volumes: 3/4"= 0.09 L/ft 2" = 0.62 L/ft 4" = 2.46 L/ft 6" = 5.56 L/ft

* Surface Water Point *

WELL CONDITION

Vault Condition: — Well Sealed? — Lock Present? —

Standing Water in Vault? — Ecology Well Tag Present (and Number if yes)? —

PURGING MEASUREMENTS

Stabilization Criteria (for 3 consecutive readings):		Typical 0.1-0.5 Lpm	Stable (<0.3 ft target)	na	± 3%	± 10% (or ± 0.5 mg/L if < 1 mg/L)	± 0.1	± 10 mV	± 10% (or 3 succesive < 10 NTU)	
Time	Cumul. Volume (L)	Purge Rate (mL/min)	Water Level (ft)	Temp. (°C)	Specific Conductance (µS/cm)	Dissolved Oxygen (mg/L)	pH	ORP (mv)	Turbidity (NTU)	Comments
1245			—	6.45	99.68	11.43	7.23	168.0	16.9	Clear, No Odor, No Sheen

Total Liters Purged: _____ Total Casing Volumes Removed: _____ Ending Water Level (ft TOC): _____

SAMPLE INVENTORY

Time	Volume	Bottle Type	Quantity	Filtration	Preservation	Appearance: Color	Appearance: Turbidity & Sediment	Remarks
1245	40 ml	VOAs	~~6~~ 3	No	HCL	Clear	16.9	for VOCs and Vinyl Chloride
↓	250 ml	Poly	1	YES	HNO3	↓	↓	Diss. Mn and As. (FF) In the same bottle
	250 ml	Poly	1	YES	None			Ortho-pos (FF)
	500 ml	Poly	1	No	None			Nitrate, Nitrite, Chloride, Sulfate
	250 ml	Poly	1	No	None			Alkalinity, Carbonate, Bicarbonate: NO HEADSPACE
	250 ml	Poly	1	No	HCL	↓	↓	Total Organic Carbon (TOC)
↓	500 ml	Poly	1	No	H2SO4			Ammonia

METHODS

Parameters measured with (instrument model & serial number): AquaTroll (Purple / (Red)), Turbidimeter (PinkYellow / Brown), WLI (BlueWhite / Purple)

Purging Equipment: Dedicated Bladder pump or peri-pump (Red / Yellow) Decon Equipment: Alconox and DI water

Disposal of Discharged Water: On site

Observations/Comments: _____

Aspect CONSULTING

Sample ID: SW-7-260121

GROUNDWATER SAMPLING RECORD

WELL NUMBER: SW-7 Page: 1 of 1

Project Name: Hansville Landfill Q1 2026 Project Number: AS160423

Date: 1/21/2026

Sampled by: (FCE) / (JER) / KJY

Measuring Point of Well: NTOC

Screened Interval (ft. bgs): —

Filter Pack Interval (ft. bgs) —

Starting Water Level (ft TOC): —

Sample Intake Depth (ft TOC): —

Total Depth After Sampling (ft TOC): —

Casing Diameter (inches): —

Casing Volume — (ft Water) x — (L/ft) = — (L)

Casing volumes: 3/4"= 0.09 L/ft 2" = 0.62 L/ft 4" = 2.46 L/ft 6" = 5.56 L/ft

* Surface Water Point *

WELL CONDITION

Vault Condition: — Well Sealed? — Lock Present? —

Standing Water in Vault? — Ecology Well Tag Present (and Number if yes)? —

PURGING MEASUREMENTS

Stabilization Criteria (for 3 consecutive readings):		Typical 0.1-0.5 Lpm	Stable (<0.3 ft target)	na	± 3%	± 10% (or ± 0.5 mg/L if < 1 mg/L)	± 0.1	± 10 mV	± 10% (or 3 succesive < 10 NTU)	
Time	Cumul. Volume (L)	Purge Rate (mL/min)	Water Level (ft)	Temp. (°C)	Specific Conductance (µS/cm)	Dissolved Oxygen (mg/L)	pH	ORP (mv)	Turbidity (NTU)	Comments
1345			—	7.27	137	12.11	7.204	187.5	16.4	Clear, no odor, no sheen

Total Liters Purged: — Total Casing Volumes Removed: — Ending Water Level (ft TOC): —

SAMPLE INVENTORY

Time	Volume	Bottle Type	Quantity	Filtration	Preservation	Appearance: Color	Appearance: Turbidity & Sediment	Remarks
1345	40 ml	VOAs	3	No	HCL	Clear	16.4	for VOCs and Vinyl Chloride
↓	250 ml	Poly	1	YES	HNO3	↓	↓	Diss. Mn and As. (FF) In the same bottle
	250 ml	Poly	1	YES	None			Ortho-pos (FF)
	500 ml	Poly	1	No	None			Nitrate, Nitrite, Chloride, Sulfate
	250 ml	Poly	1	No	None			Alkalinity, Carbonate, Bicarbonate: NO HEADSPACE
	250 ml	Poly	1	No	HCL	↓	↓	Total Organic Carbon (TOC)
	500 ml	Poly	1	No	H2SO4			Ammonia

METHODS

Parameters measured with (instrument model & serial number): AquaTroll (Purple / Red), Turbidimeter (PinkYellow / Brown), WLI (BlueWhite / Purple)

Purging Equipment: Dedicated Bladder pump or peri-pump (Red / Yellow) Decon Equipment: Alconox and DI water

Disposal of Discharged Water: On site

Observations/Comments: —

OnSite Environmental Inc.
14648 NE 95th Street, Redmond, WA 98052 • (425) 883-3881

February 3, 2026

Peter Bannister
Aspect Consulting, a Geosyntec Company
801 5th Avenue, Suite 2200
Seattle, WA 98104

Re: Analytical Data for Project AS160423
Laboratory Reference No. 2601-249

Dear Peter:

Enclosed are the analytical results and associated quality control data for samples submitted on January 22, 2026.

The standard policy of OnSite Environmental, Inc. is to store your samples for 30 days from the date of receipt. If you require longer storage, please contact the laboratory.

We appreciate the opportunity to be of service to you on this project. If you have any questions concerning the data, or need additional information, please feel free to call me.

Sincerely,

David Baumeister
Project Manager

Enclosures

This report pertains to the samples analyzed in accordance with the chain of custody,
and is intended only for the use of the individual or company to whom it is addressed.

Date of Report: February 3, 2026
Samples Submitted: January 22, 2026
Laboratory Reference: 2601-249
Project: AS160423

Case Narrative

Samples were collected on January 21, 2026 and received by the laboratory on January 22, 2026. They were maintained at the laboratory at a temperature of 2°C to 6°C.

Please note that any and all soil sample results are reported on a dry-weight basis, unless otherwise noted below. However the soil results for the QA/QC samples are reported on a wet-weight basis.

General QA/QC issues associated with the analytical data enclosed in this laboratory report will be indicated with a reference to a comment or explanation on the Data Qualifier page. More complex and involved QA/QC issues will be discussed in detail below.

Dissolved Orthophosphate EPA 365.3 Analysis

The samples were field filtered and therefore are reported as *Dissolved Orthophosphate*.

Any other QA/QC issues associated with this extraction and analysis will be indicated with a footnote reference and discussed in detail on the Data Qualifier page.

This report pertains to the samples analyzed in accordance with the chain of custody, and is intended only for the use of the individual or company to whom it is addressed.

Date of Report: February 3, 2026
Samples Submitted: January 22, 2026
Laboratory Reference: 2601-249
Project: AS160423

VOLATILE ORGANICS EPA 8260D/SIM
page 1 of 2

Matrix: Water
Units: ug/L

Analyte	Result	PQL	Method	Date Prepared	Date Analyzed	Flags
Client ID:	**MW-5-260121**					
Laboratory ID:	01-249-01					
Chloromethane	ND	1.0	EPA 8260D	1-23-26	1-23-26	
Vinyl Chloride (SIM)	ND	0.020	EPA 8260D/SIM	1-23-26	1-23-26	
Bromomethane	ND	1.0	EPA 8260D	1-23-26	1-23-26	
Chloroethane	ND	1.0	EPA 8260D	1-23-26	1-23-26	
Trichlorofluoromethane	ND	0.20	EPA 8260D	1-23-26	1-23-26	
1,1-Dichloroethene	ND	0.20	EPA 8260D	1-23-26	1-23-26	
Acetone	ND	5.0	EPA 8260D	1-23-26	1-23-26	
Carbon Disulfide	ND	0.20	EPA 8260D	1-23-26	1-23-26	
Methylene Chloride	ND	1.0	EPA 8260D	1-23-26	1-23-26	
Acrylonitrile	ND	1.0	EPA 8260D	1-30-26	1-30-26	
(trans) 1,2-Dichloroethene	ND	0.20	EPA 8260D	1-23-26	1-23-26	
1,1-Dichloroethane	ND	0.20	EPA 8260D	1-23-26	1-23-26	
Vinyl Acetate	ND	1.0	EPA 8260D	1-23-26	1-23-26	
(cis) 1,2-Dichloroethene	ND	0.20	EPA 8260D	1-23-26	1-23-26	
2-Butanone	ND	5.0	EPA 8260D	1-23-26	1-23-26	
Bromochloromethane	ND	0.20	EPA 8260D	1-23-26	1-23-26	
Chloroform	ND	0.20	EPA 8260D	1-23-26	1-23-26	
1,1,1-Trichloroethane	ND	0.20	EPA 8260D	1-23-26	1-23-26	
Carbon Tetrachloride	ND	0.20	EPA 8260D	1-23-26	1-23-26	
Benzene	ND	0.20	EPA 8260D	1-23-26	1-23-26	
1,2-Dichloroethane	ND	0.20	EPA 8260D	1-23-26	1-23-26	
Trichloroethene	ND	0.20	EPA 8260D	1-23-26	1-23-26	
1,2-Dichloropropane	ND	0.20	EPA 8260D	1-23-26	1-23-26	
Dibromomethane	ND	0.20	EPA 8260D	1-23-26	1-23-26	
Bromodichloromethane	ND	0.20	EPA 8260D	1-23-26	1-23-26	
(cis) 1,3-Dichloropropene	ND	0.20	EPA 8260D	1-23-26	1-23-26	
Methyl Isobutyl Ketone	ND	2.0	EPA 8260D	1-23-26	1-23-26	
Toluene	ND	1.0	EPA 8260D	1-23-26	1-23-26	
(trans) 1,3-Dichloropropene	ND	0.20	EPA 8260D	1-23-26	1-23-26	
1,1,2-Trichloroethane	ND	0.20	EPA 8260D	1-23-26	1-23-26	
Tetrachloroethene	ND	0.20	EPA 8260D	1-23-26	1-23-26	
2-Hexanone	ND	2.0	EPA 8260D	1-23-26	1-23-26	

This report pertains to the samples analyzed in accordance with the chain of custody, and is intended only for the use of the individual or company to whom it is addressed.

Date of Report: February 3, 2026
Samples Submitted: January 22, 2026
Laboratory Reference: 2601-249
Project: AS160423

VOLATILE ORGANICS EPA 8260D/SIM
page 2 of 2

Analyte	Result	PQL	Method	Date Prepared	Date Analyzed	Flags
Client ID:	**MW-5-260121**					
Laboratory ID:	01-249-01					
Dibromochloromethane	ND	0.20	EPA 8260D	1-23-26	1-23-26	
1,2-Dibromoethane	ND	0.20	EPA 8260D	1-23-26	1-23-26	
Chlorobenzene	ND	0.20	EPA 8260D	1-23-26	1-23-26	
1,1,1,2-Tetrachloroethane	ND	0.20	EPA 8260D	1-23-26	1-23-26	
Ethylbenzene	ND	0.20	EPA 8260D	1-23-26	1-23-26	
m,p-Xylene	ND	0.40	EPA 8260D	1-23-26	1-23-26	
o-Xylene	ND	0.20	EPA 8260D	1-23-26	1-23-26	
Styrene	ND	0.20	EPA 8260D	1-23-26	1-23-26	
Bromoform	ND	1.0	EPA 8260D	1-23-26	1-23-26	
1,1,2,2-Tetrachloroethane	ND	0.20	EPA 8260D	1-23-26	1-23-26	
1,2,3-Trichloropropane	ND	0.20	EPA 8260D	1-23-26	1-23-26	
(trans) 1,4-Dichloro-2-butene	ND	1.0	EPA 8260D	1-30-26	1-30-26	
1,4-Dichlorobenzene	ND	0.20	EPA 8260D	1-23-26	1-23-26	
1,2-Dichlorobenzene	ND	0.20	EPA 8260D	1-23-26	1-23-26	
1,2-Dibromo-3-chloropropane	ND	1.0	EPA 8260D	1-23-26	1-23-26	
1,2,4-Trichlorobenzene	ND	0.26	EPA 8260D	1-23-26	1-23-26	
Surrogate:	*Percent Recovery*	*Control Limits*				
Dibromofluoromethane	*100*	*68-133*				
Toluene-d8	*101*	*79-123*				
4-Bromofluorobenzene	*99*	*78-117*				

This report pertains to the samples analyzed in accordance with the chain of custody, and is intended only for the use of the individual or company to whom it is addressed.

Date of Report: February 3, 2026
Samples Submitted: January 22, 2026
Laboratory Reference: 2601-249
Project: AS160423

VOLATILE ORGANICS EPA 8260D/SIM
page 1 of 2

Matrix: Water
Units: ug/L

Analyte	Result	PQL	Method	Date Prepared	Date Analyzed	Flags
Client ID:	**MW-6-260121**					
Laboratory ID:	01-249-02					
Chloromethane	ND	1.0	EPA 8260D	1-23-26	1-23-26	
Vinyl Chloride (SIM)	0.033	0.020	EPA 8260D/SIM	1-23-26	1-23-26	
Bromomethane	ND	1.0	EPA 8260D	1-23-26	1-23-26	
Chloroethane	ND	1.0	EPA 8260D	1-23-26	1-23-26	
Trichlorofluoromethane	ND	0.20	EPA 8260D	1-23-26	1-23-26	
1,1-Dichloroethene	ND	0.20	EPA 8260D	1-23-26	1-23-26	
Acetone	ND	5.0	EPA 8260D	1-23-26	1-23-26	
Carbon Disulfide	ND	0.20	EPA 8260D	1-23-26	1-23-26	
Methylene Chloride	ND	1.0	EPA 8260D	1-23-26	1-23-26	
Acrylonitrile	ND	1.0	EPA 8260D	1-30-26	1-30-26	
(trans) 1,2-Dichloroethene	ND	0.20	EPA 8260D	1-23-26	1-23-26	
1,1-Dichloroethane	0.35	0.20	EPA 8260D	1-23-26	1-23-26	
Vinyl Acetate	ND	1.0	EPA 8260D	1-23-26	1-23-26	
(cis) 1,2-Dichloroethene	0.29	0.20	EPA 8260D	1-23-26	1-23-26	
2-Butanone	ND	5.0	EPA 8260D	1-23-26	1-23-26	
Bromochloromethane	ND	0.20	EPA 8260D	1-23-26	1-23-26	
Chloroform	ND	0.20	EPA 8260D	1-23-26	1-23-26	
1,1,1-Trichloroethane	ND	0.20	EPA 8260D	1-23-26	1-23-26	
Carbon Tetrachloride	ND	0.20	EPA 8260D	1-23-26	1-23-26	
Benzene	ND	0.20	EPA 8260D	1-23-26	1-23-26	
1,2-Dichloroethane	ND	0.20	EPA 8260D	1-23-26	1-23-26	
Trichloroethene	ND	0.20	EPA 8260D	1-23-26	1-23-26	
1,2-Dichloropropane	ND	0.20	EPA 8260D	1-23-26	1-23-26	
Dibromomethane	ND	0.20	EPA 8260D	1-23-26	1-23-26	
Bromodichloromethane	ND	0.20	EPA 8260D	1-23-26	1-23-26	
(cis) 1,3-Dichloropropene	ND	0.20	EPA 8260D	1-23-26	1-23-26	
Methyl Isobutyl Ketone	ND	2.0	EPA 8260D	1-23-26	1-23-26	
Toluene	ND	1.0	EPA 8260D	1-23-26	1-23-26	
(trans) 1,3-Dichloropropene	ND	0.20	EPA 8260D	1-23-26	1-23-26	
1,1,2-Trichloroethane	ND	0.20	EPA 8260D	1-23-26	1-23-26	
Tetrachloroethene	ND	0.20	EPA 8260D	1-23-26	1-23-26	
2-Hexanone	ND	2.0	EPA 8260D	1-23-26	1-23-26	

This report pertains to the samples analyzed in accordance with the chain of custody, and is intended only for the use of the individual or company to whom it is addressed.

Date of Report: February 3, 2026
Samples Submitted: January 22, 2026
Laboratory Reference: 2601-249
Project: AS160423

VOLATILE ORGANICS EPA 8260D/SIM
page 2 of 2

Analyte	Result	PQL	Method	Date Prepared	Date Analyzed	Flags
Client ID:	**MW-6-260121**					
Laboratory ID:	01-249-02					
Dibromochloromethane	ND	0.20	EPA 8260D	1-23-26	1-23-26	
1,2-Dibromoethane	ND	0.20	EPA 8260D	1-23-26	1-23-26	
Chlorobenzene	ND	0.20	EPA 8260D	1-23-26	1-23-26	
1,1,1,2-Tetrachloroethane	ND	0.20	EPA 8260D	1-23-26	1-23-26	
Ethylbenzene	ND	0.20	EPA 8260D	1-23-26	1-23-26	
m,p-Xylene	ND	0.40	EPA 8260D	1-23-26	1-23-26	
o-Xylene	ND	0.20	EPA 8260D	1-23-26	1-23-26	
Styrene	ND	0.20	EPA 8260D	1-23-26	1-23-26	
Bromoform	ND	1.0	EPA 8260D	1-23-26	1-23-26	
1,1,2,2-Tetrachloroethane	ND	0.20	EPA 8260D	1-23-26	1-23-26	
1,2,3-Trichloropropane	ND	0.20	EPA 8260D	1-23-26	1-23-26	
(trans) 1,4-Dichloro-2-butene	ND	1.0	EPA 8260D	1-30-26	1-30-26	
1,4-Dichlorobenzene	ND	0.20	EPA 8260D	1-23-26	1-23-26	
1,2-Dichlorobenzene	ND	0.20	EPA 8260D	1-23-26	1-23-26	
1,2-Dibromo-3-chloropropane	ND	1.0	EPA 8260D	1-23-26	1-23-26	
1,2,4-Trichlorobenzene	ND	0.26	EPA 8260D	1-23-26	1-23-26	
Surrogate:	*Percent Recovery*	*Control Limits*				
Dibromofluoromethane	*100*	*68-133*				
Toluene-d8	*101*	*79-123*				
4-Bromofluorobenzene	*98*	*78-117*				

This report pertains to the samples analyzed in accordance with the chain of custody, and is intended only for the use of the individual or company to whom it is addressed.

Date of Report: February 3, 2026
Samples Submitted: January 22, 2026
Laboratory Reference: 2601-249
Project: AS160423

VOLATILE ORGANICS EPA 8260D/SIM
page 1 of 2

Matrix: Water
Units: ug/L

Analyte	Result	PQL	Method	Date Prepared	Date Analyzed	Flags
Client ID:	**MW-7-260121**					
Laboratory ID:	01-249-03					
Chloromethane	ND	1.0	EPA 8260D	1-23-26	1-23-26	
Vinyl Chloride (SIM)	ND	0.020	EPA 8260D/SIM	1-23-26	1-23-26	
Bromomethane	ND	1.0	EPA 8260D	1-23-26	1-23-26	
Chloroethane	ND	1.0	EPA 8260D	1-23-26	1-23-26	
Trichlorofluoromethane	ND	0.20	EPA 8260D	1-23-26	1-23-26	
1,1-Dichloroethene	ND	0.20	EPA 8260D	1-23-26	1-23-26	
Acetone	ND	5.0	EPA 8260D	1-23-26	1-23-26	
Carbon Disulfide	ND	0.20	EPA 8260D	1-23-26	1-23-26	
Methylene Chloride	ND	1.0	EPA 8260D	1-23-26	1-23-26	
Acrylonitrile	ND	1.0	EPA 8260D	1-30-26	1-30-26	
(trans) 1,2-Dichloroethene	ND	0.20	EPA 8260D	1-23-26	1-23-26	
1,1-Dichloroethane	ND	0.20	EPA 8260D	1-23-26	1-23-26	
Vinyl Acetate	ND	1.0	EPA 8260D	1-23-26	1-23-26	
(cis) 1,2-Dichloroethene	ND	0.20	EPA 8260D	1-23-26	1-23-26	
2-Butanone	ND	5.0	EPA 8260D	1-23-26	1-23-26	
Bromochloromethane	ND	0.20	EPA 8260D	1-23-26	1-23-26	
Chloroform	ND	0.20	EPA 8260D	1-23-26	1-23-26	
1,1,1-Trichloroethane	ND	0.20	EPA 8260D	1-23-26	1-23-26	
Carbon Tetrachloride	ND	0.20	EPA 8260D	1-23-26	1-23-26	
Benzene	ND	0.20	EPA 8260D	1-23-26	1-23-26	
1,2-Dichloroethane	ND	0.20	EPA 8260D	1-23-26	1-23-26	
Trichloroethene	ND	0.20	EPA 8260D	1-23-26	1-23-26	
1,2-Dichloropropane	ND	0.20	EPA 8260D	1-23-26	1-23-26	
Dibromomethane	ND	0.20	EPA 8260D	1-23-26	1-23-26	
Bromodichloromethane	ND	0.20	EPA 8260D	1-23-26	1-23-26	
(cis) 1,3-Dichloropropene	ND	0.20	EPA 8260D	1-23-26	1-23-26	
Methyl Isobutyl Ketone	ND	2.0	EPA 8260D	1-23-26	1-23-26	
Toluene	ND	1.0	EPA 8260D	1-23-26	1-23-26	
(trans) 1,3-Dichloropropene	ND	0.20	EPA 8260D	1-23-26	1-23-26	
1,1,2-Trichloroethane	ND	0.20	EPA 8260D	1-23-26	1-23-26	
Tetrachloroethene	ND	0.20	EPA 8260D	1-23-26	1-23-26	
2-Hexanone	ND	2.0	EPA 8260D	1-23-26	1-23-26	

This report pertains to the samples analyzed in accordance with the chain of custody, and is intended only for the use of the individual or company to whom it is addressed.

Date of Report: February 3, 2026
Samples Submitted: January 22, 2026
Laboratory Reference: 2601-249
Project: AS160423

VOLATILE ORGANICS EPA 8260D/SIM
page 2 of 2

Analyte	Result	PQL	Method	Date Prepared	Date Analyzed	Flags
Client ID:	**MW-7-260121**					
Laboratory ID:	01-249-03					
Dibromochloromethane	ND	0.20	EPA 8260D	1-23-26	1-23-26	
1,2-Dibromoethane	ND	0.20	EPA 8260D	1-23-26	1-23-26	
Chlorobenzene	ND	0.20	EPA 8260D	1-23-26	1-23-26	
1,1,1,2-Tetrachloroethane	ND	0.20	EPA 8260D	1-23-26	1-23-26	
Ethylbenzene	ND	0.20	EPA 8260D	1-23-26	1-23-26	
m,p-Xylene	ND	0.40	EPA 8260D	1-23-26	1-23-26	
o-Xylene	ND	0.20	EPA 8260D	1-23-26	1-23-26	
Styrene	ND	0.20	EPA 8260D	1-23-26	1-23-26	
Bromoform	ND	1.0	EPA 8260D	1-23-26	1-23-26	
1,1,2,2-Tetrachloroethane	ND	0.20	EPA 8260D	1-23-26	1-23-26	
1,2,3-Trichloropropane	ND	0.20	EPA 8260D	1-23-26	1-23-26	
(trans) 1,4-Dichloro-2-butene	ND	1.0	EPA 8260D	1-30-26	1-30-26	
1,4-Dichlorobenzene	ND	0.20	EPA 8260D	1-23-26	1-23-26	
1,2-Dichlorobenzene	ND	0.20	EPA 8260D	1-23-26	1-23-26	
1,2-Dibromo-3-chloropropane	ND	1.0	EPA 8260D	1-23-26	1-23-26	
1,2,4-Trichlorobenzene	ND	0.26	EPA 8260D	1-23-26	1-23-26	
Surrogate:	*Percent Recovery*	*Control Limits*				
Dibromofluoromethane	*99*	*68-133*				
Toluene-d8	*99*	*79-123*				
4-Bromofluorobenzene	*96*	*78-117*				

This report pertains to the samples analyzed in accordance with the chain of custody, and is intended only for the use of the individual or company to whom it is addressed.

Date of Report: February 3, 2026
Samples Submitted: January 22, 2026
Laboratory Reference: 2601-249
Project: AS160423

VOLATILE ORGANICS EPA 8260D/SIM
page 1 of 2

Matrix: Water
Units: ug/L

Analyte	Result	PQL	Method	Date Prepared	Date Analyzed	Flags
Client ID:	**MW-12I-260121**					
Laboratory ID:	01-249-04					
Chloromethane	ND	1.0	EPA 8260D	1-23-26	1-23-26	
Vinyl Chloride (SIM)	0.070	0.020	EPA 8260D/SIM	1-23-26	1-23-26	
Bromomethane	ND	1.0	EPA 8260D	1-23-26	1-23-26	
Chloroethane	ND	1.0	EPA 8260D	1-23-26	1-23-26	
Trichlorofluoromethane	ND	0.20	EPA 8260D	1-23-26	1-23-26	
1,1-Dichloroethene	ND	0.20	EPA 8260D	1-23-26	1-23-26	
Acetone	ND	5.0	EPA 8260D	1-23-26	1-23-26	
Carbon Disulfide	ND	0.20	EPA 8260D	1-23-26	1-23-26	
Methylene Chloride	ND	1.0	EPA 8260D	1-23-26	1-23-26	
Acrylonitrile	ND	1.0	EPA 8260D	1-30-26	1-30-26	
(trans) 1,2-Dichloroethene	ND	0.20	EPA 8260D	1-23-26	1-23-26	
1,1-Dichloroethane	ND	0.20	EPA 8260D	1-23-26	1-23-26	
Vinyl Acetate	ND	1.0	EPA 8260D	1-23-26	1-23-26	
(cis) 1,2-Dichloroethene	0.60	0.20	EPA 8260D	1-23-26	1-23-26	
2-Butanone	ND	5.0	EPA 8260D	1-23-26	1-23-26	
Bromochloromethane	ND	0.20	EPA 8260D	1-23-26	1-23-26	
Chloroform	ND	0.20	EPA 8260D	1-23-26	1-23-26	
1,1,1-Trichloroethane	ND	0.20	EPA 8260D	1-23-26	1-23-26	
Carbon Tetrachloride	ND	0.20	EPA 8260D	1-23-26	1-23-26	
Benzene	ND	0.20	EPA 8260D	1-23-26	1-23-26	
1,2-Dichloroethane	ND	0.20	EPA 8260D	1-23-26	1-23-26	
Trichloroethene	ND	0.20	EPA 8260D	1-23-26	1-23-26	
1,2-Dichloropropane	ND	0.20	EPA 8260D	1-23-26	1-23-26	
Dibromomethane	ND	0.20	EPA 8260D	1-23-26	1-23-26	
Bromodichloromethane	ND	0.20	EPA 8260D	1-23-26	1-23-26	
(cis) 1,3-Dichloropropene	ND	0.20	EPA 8260D	1-23-26	1-23-26	
Methyl Isobutyl Ketone	ND	2.0	EPA 8260D	1-23-26	1-23-26	
Toluene	ND	1.0	EPA 8260D	1-23-26	1-23-26	
(trans) 1,3-Dichloropropene	ND	0.20	EPA 8260D	1-23-26	1-23-26	
1,1,2-Trichloroethane	ND	0.20	EPA 8260D	1-23-26	1-23-26	
Tetrachloroethene	ND	0.20	EPA 8260D	1-23-26	1-23-26	
2-Hexanone	ND	2.0	EPA 8260D	1-23-26	1-23-26	

This report pertains to the samples analyzed in accordance with the chain of custody,
and is intended only for the use of the individual or company to whom it is addressed.

Date of Report: February 3, 2026
Samples Submitted: January 22, 2026
Laboratory Reference: 2601-249
Project: AS160423

VOLATILE ORGANICS EPA 8260D/SIM
page 2 of 2

Analyte	Result	PQL	Method	Date Prepared	Date Analyzed	Flags
Client ID:	**MW-12I-260121**					
Laboratory ID:	01-249-04					
Dibromochloromethane	ND	0.20	EPA 8260D	1-23-26	1-23-26	
1,2-Dibromoethane	ND	0.20	EPA 8260D	1-23-26	1-23-26	
Chlorobenzene	ND	0.20	EPA 8260D	1-23-26	1-23-26	
1,1,1,2-Tetrachloroethane	ND	0.20	EPA 8260D	1-23-26	1-23-26	
Ethylbenzene	ND	0.20	EPA 8260D	1-23-26	1-23-26	
m,p-Xylene	ND	0.40	EPA 8260D	1-23-26	1-23-26	
o-Xylene	ND	0.20	EPA 8260D	1-23-26	1-23-26	
Styrene	ND	0.20	EPA 8260D	1-23-26	1-23-26	
Bromoform	ND	1.0	EPA 8260D	1-23-26	1-23-26	
1,1,2,2-Tetrachloroethane	ND	0.20	EPA 8260D	1-23-26	1-23-26	
1,2,3-Trichloropropane	ND	0.20	EPA 8260D	1-23-26	1-23-26	
(trans) 1,4-Dichloro-2-butene	ND	1.0	EPA 8260D	1-30-26	1-30-26	
1,4-Dichlorobenzene	ND	0.20	EPA 8260D	1-23-26	1-23-26	
1,2-Dichlorobenzene	ND	0.20	EPA 8260D	1-23-26	1-23-26	
1,2-Dibromo-3-chloropropane	ND	1.0	EPA 8260D	1-23-26	1-23-26	
1,2,4-Trichlorobenzene	ND	0.26	EPA 8260D	1-23-26	1-23-26	
Surrogate:	*Percent Recovery*	*Control Limits*				
Dibromofluoromethane	*99*	*68-133*				
Toluene-d8	*99*	*79-123*				
4-Bromofluorobenzene	*97*	*78-117*				

This report pertains to the samples analyzed in accordance with the chain of custody, and is intended only for the use of the individual or company to whom it is addressed.

Date of Report: February 3, 2026
Samples Submitted: January 22, 2026
Laboratory Reference: 2601-249
Project: AS160423

VOLATILE ORGANICS EPA 8260D/SIM
page 1 of 2

Matrix: Water
Units: ug/L

Analyte	Result	PQL	Method	Date Prepared	Date Analyzed	Flags
Client ID:	**MW-13D-260121**					
Laboratory ID:	01-249-05					
Chloromethane	ND	1.0	EPA 8260D	1-23-26	1-23-26	
Vinyl Chloride (SIM)	ND	0.020	EPA 8260D/SIM	1-23-26	1-23-26	
Bromomethane	ND	1.0	EPA 8260D	1-23-26	1-23-26	
Chloroethane	ND	1.0	EPA 8260D	1-23-26	1-23-26	
Trichlorofluoromethane	ND	0.20	EPA 8260D	1-23-26	1-23-26	
1,1-Dichloroethene	ND	0.20	EPA 8260D	1-23-26	1-23-26	
Acetone	ND	5.0	EPA 8260D	1-23-26	1-23-26	
Carbon Disulfide	ND	0.20	EPA 8260D	1-23-26	1-23-26	
Methylene Chloride	ND	1.0	EPA 8260D	1-23-26	1-23-26	
Acrylonitrile	ND	1.0	EPA 8260D	1-30-26	1-30-26	
(trans) 1,2-Dichloroethene	ND	0.20	EPA 8260D	1-23-26	1-23-26	
1,1-Dichloroethane	ND	0.20	EPA 8260D	1-23-26	1-23-26	
Vinyl Acetate	ND	1.0	EPA 8260D	1-23-26	1-23-26	
(cis) 1,2-Dichloroethene	ND	0.20	EPA 8260D	1-23-26	1-23-26	
2-Butanone	ND	5.0	EPA 8260D	1-23-26	1-23-26	
Bromochloromethane	ND	0.20	EPA 8260D	1-23-26	1-23-26	
Chloroform	ND	0.20	EPA 8260D	1-23-26	1-23-26	
1,1,1-Trichloroethane	ND	0.20	EPA 8260D	1-23-26	1-23-26	
Carbon Tetrachloride	ND	0.20	EPA 8260D	1-23-26	1-23-26	
Benzene	ND	0.20	EPA 8260D	1-23-26	1-23-26	
1,2-Dichloroethane	ND	0.20	EPA 8260D	1-23-26	1-23-26	
Trichloroethene	ND	0.20	EPA 8260D	1-23-26	1-23-26	
1,2-Dichloropropane	ND	0.20	EPA 8260D	1-23-26	1-23-26	
Dibromomethane	ND	0.20	EPA 8260D	1-23-26	1-23-26	
Bromodichloromethane	ND	0.20	EPA 8260D	1-23-26	1-23-26	
(cis) 1,3-Dichloropropene	ND	0.20	EPA 8260D	1-23-26	1-23-26	
Methyl Isobutyl Ketone	ND	2.0	EPA 8260D	1-23-26	1-23-26	
Toluene	ND	1.0	EPA 8260D	1-23-26	1-23-26	
(trans) 1,3-Dichloropropene	ND	0.20	EPA 8260D	1-23-26	1-23-26	
1,1,2-Trichloroethane	ND	0.20	EPA 8260D	1-23-26	1-23-26	
Tetrachloroethene	ND	0.20	EPA 8260D	1-23-26	1-23-26	
2-Hexanone	ND	2.0	EPA 8260D	1-23-26	1-23-26	

This report pertains to the samples analyzed in accordance with the chain of custody,
and is intended only for the use of the individual or company to whom it is addressed.

Date of Report: February 3, 2026
Samples Submitted: January 22, 2026
Laboratory Reference: 2601-249
Project: AS160423

VOLATILE ORGANICS EPA 8260D/SIM
page 2 of 2

Analyte	Result	PQL	Method	Date Prepared	Date Analyzed	Flags
Client ID:	**MW-13D-260121**					
Laboratory ID:	01-249-05					
Dibromochloromethane	ND	0.20	EPA 8260D	1-23-26	1-23-26	
1,2-Dibromoethane	ND	0.20	EPA 8260D	1-23-26	1-23-26	
Chlorobenzene	ND	0.20	EPA 8260D	1-23-26	1-23-26	
1,1,1,2-Tetrachloroethane	ND	0.20	EPA 8260D	1-23-26	1-23-26	
Ethylbenzene	ND	0.20	EPA 8260D	1-23-26	1-23-26	
m,p-Xylene	ND	0.40	EPA 8260D	1-23-26	1-23-26	
o-Xylene	ND	0.20	EPA 8260D	1-23-26	1-23-26	
Styrene	ND	0.20	EPA 8260D	1-23-26	1-23-26	
Bromoform	ND	1.0	EPA 8260D	1-23-26	1-23-26	
1,1,2,2-Tetrachloroethane	ND	0.20	EPA 8260D	1-23-26	1-23-26	
1,2,3-Trichloropropane	ND	0.20	EPA 8260D	1-23-26	1-23-26	
(trans) 1,4-Dichloro-2-butene	ND	1.0	EPA 8260D	1-30-26	1-30-26	
1,4-Dichlorobenzene	ND	0.20	EPA 8260D	1-23-26	1-23-26	
1,2-Dichlorobenzene	ND	0.20	EPA 8260D	1-23-26	1-23-26	
1,2-Dibromo-3-chloropropane	ND	1.0	EPA 8260D	1-23-26	1-23-26	
1,2,4-Trichlorobenzene	ND	0.26	EPA 8260D	1-23-26	1-23-26	
Surrogate:	*Percent Recovery*	*Control Limits*				
Dibromofluoromethane	*99*	*68-133*				
Toluene-d8	*100*	*79-123*				
4-Bromofluorobenzene	*99*	*78-117*				

This report pertains to the samples analyzed in accordance with the chain of custody, and is intended only for the use of the individual or company to whom it is addressed.

Date of Report: February 3, 2026
Samples Submitted: January 22, 2026
Laboratory Reference: 2601-249
Project: AS160423

VOLATILE ORGANICS EPA 8260D/SIM
page 1 of 2

Matrix: Water
Units: ug/L

Analyte	Result	PQL	Method	Date Prepared	Date Analyzed	Flags
Client ID:	**MW-14-260121**					
Laboratory ID:	01-249-06					
Chloromethane	ND	1.0	EPA 8260D	1-23-26	1-23-26	
Vinyl Chloride (SIM)	ND	0.020	EPA 8260D/SIM	1-23-26	1-23-26	
Bromomethane	ND	1.0	EPA 8260D	1-23-26	1-23-26	
Chloroethane	ND	1.0	EPA 8260D	1-23-26	1-23-26	
Trichlorofluoromethane	ND	0.20	EPA 8260D	1-23-26	1-23-26	
1,1-Dichloroethene	ND	0.20	EPA 8260D	1-23-26	1-23-26	
Acetone	ND	5.0	EPA 8260D	1-23-26	1-23-26	
Carbon Disulfide	ND	0.20	EPA 8260D	1-23-26	1-23-26	
Methylene Chloride	ND	1.0	EPA 8260D	1-23-26	1-23-26	
Acrylonitrile	ND	1.0	EPA 8260D	1-30-26	1-30-26	
(trans) 1,2-Dichloroethene	0.37	0.20	EPA 8260D	1-23-26	1-23-26	
1,1-Dichloroethane	0.22	0.20	EPA 8260D	1-23-26	1-23-26	
Vinyl Acetate	ND	1.0	EPA 8260D	1-23-26	1-23-26	
(cis) 1,2-Dichloroethene	1.0	0.20	EPA 8260D	1-23-26	1-23-26	
2-Butanone	ND	5.0	EPA 8260D	1-23-26	1-23-26	
Bromochloromethane	ND	0.20	EPA 8260D	1-23-26	1-23-26	
Chloroform	ND	0.20	EPA 8260D	1-23-26	1-23-26	
1,1,1-Trichloroethane	ND	0.20	EPA 8260D	1-23-26	1-23-26	
Carbon Tetrachloride	ND	0.20	EPA 8260D	1-23-26	1-23-26	
Benzene	ND	0.20	EPA 8260D	1-23-26	1-23-26	
1,2-Dichloroethane	ND	0.20	EPA 8260D	1-23-26	1-23-26	
Trichloroethene	0.58	0.20	EPA 8260D	1-23-26	1-23-26	
1,2-Dichloropropane	ND	0.20	EPA 8260D	1-23-26	1-23-26	
Dibromomethane	ND	0.20	EPA 8260D	1-23-26	1-23-26	
Bromodichloromethane	ND	0.20	EPA 8260D	1-23-26	1-23-26	
(cis) 1,3-Dichloropropene	ND	0.20	EPA 8260D	1-23-26	1-23-26	
Methyl Isobutyl Ketone	ND	2.0	EPA 8260D	1-23-26	1-23-26	
Toluene	ND	1.0	EPA 8260D	1-23-26	1-23-26	
(trans) 1,3-Dichloropropene	ND	0.20	EPA 8260D	1-23-26	1-23-26	
1,1,2-Trichloroethane	ND	0.20	EPA 8260D	1-23-26	1-23-26	
Tetrachloroethene	0.21	0.20	EPA 8260D	1-23-26	1-23-26	
2-Hexanone	ND	2.0	EPA 8260D	1-23-26	1-23-26	

This report pertains to the samples analyzed in accordance with the chain of custody,
and is intended only for the use of the individual or company to whom it is addressed.

Date of Report: February 3, 2026
Samples Submitted: January 22, 2026
Laboratory Reference: 2601-249
Project: AS160423

VOLATILE ORGANICS EPA 8260D/SIM
page 2 of 2

Analyte	Result	PQL	Method	Date Prepared	Date Analyzed	Flags
Client ID:	**MW-14-260121**					
Laboratory ID:	01-249-06					
Dibromochloromethane	ND	0.20	EPA 8260D	1-23-26	1-23-26	
1,2-Dibromoethane	ND	0.20	EPA 8260D	1-23-26	1-23-26	
Chlorobenzene	ND	0.20	EPA 8260D	1-23-26	1-23-26	
1,1,1,2-Tetrachloroethane	ND	0.20	EPA 8260D	1-23-26	1-23-26	
Ethylbenzene	ND	0.20	EPA 8260D	1-23-26	1-23-26	
m,p-Xylene	ND	0.40	EPA 8260D	1-23-26	1-23-26	
o-Xylene	ND	0.20	EPA 8260D	1-23-26	1-23-26	
Styrene	ND	0.20	EPA 8260D	1-23-26	1-23-26	
Bromoform	ND	1.0	EPA 8260D	1-23-26	1-23-26	
1,1,2,2-Tetrachloroethane	ND	0.20	EPA 8260D	1-23-26	1-23-26	
1,2,3-Trichloropropane	ND	0.20	EPA 8260D	1-23-26	1-23-26	
(trans) 1,4-Dichloro-2-butene	ND	1.0	EPA 8260D	1-30-26	1-30-26	
1,4-Dichlorobenzene	ND	0.20	EPA 8260D	1-23-26	1-23-26	
1,2-Dichlorobenzene	ND	0.20	EPA 8260D	1-23-26	1-23-26	
1,2-Dibromo-3-chloropropane	ND	1.0	EPA 8260D	1-23-26	1-23-26	
1,2,4-Trichlorobenzene	ND	0.26	EPA 8260D	1-23-26	1-23-26	
Surrogate:	*Percent Recovery*	*Control Limits*				
Dibromofluoromethane	*100*	*68-133*				
Toluene-d8	*101*	*79-123*				
4-Bromofluorobenzene	*99*	*78-117*				

This report pertains to the samples analyzed in accordance with the chain of custody, and is intended only for the use of the individual or company to whom it is addressed.

Date of Report: February 3, 2026
Samples Submitted: January 22, 2026
Laboratory Reference: 2601-249
Project: AS160423

VOLATILE ORGANICS EPA 8260D/SIM
page 1 of 2

Matrix: Water
Units: ug/L

Analyte	Result	PQL	Method	Date Prepared	Date Analyzed	Flags
Client ID:	**MW-20DD-260121**					
Laboratory ID:	01-249-07					
Chloromethane	ND	1.0	EPA 8260D	1-23-26	1-23-26	
Vinyl Chloride (SIM)	ND	0.020	EPA 8260D/SIM	1-23-26	1-23-26	
Bromomethane	ND	1.0	EPA 8260D	1-23-26	1-23-26	
Chloroethane	ND	1.0	EPA 8260D	1-23-26	1-23-26	
Trichlorofluoromethane	ND	0.20	EPA 8260D	1-23-26	1-23-26	
1,1-Dichloroethene	ND	0.20	EPA 8260D	1-23-26	1-23-26	
Acetone	ND	5.0	EPA 8260D	1-23-26	1-23-26	
Carbon Disulfide	ND	0.20	EPA 8260D	1-23-26	1-23-26	
Methylene Chloride	ND	1.0	EPA 8260D	1-23-26	1-23-26	
Acrylonitrile	ND	1.0	EPA 8260D	1-30-26	1-30-26	
(trans) 1,2-Dichloroethene	0.39	0.20	EPA 8260D	1-23-26	1-23-26	
1,1-Dichloroethane	0.21	0.20	EPA 8260D	1-23-26	1-23-26	
Vinyl Acetate	ND	1.0	EPA 8260D	1-23-26	1-23-26	
(cis) 1,2-Dichloroethene	1.0	0.20	EPA 8260D	1-23-26	1-23-26	
2-Butanone	ND	5.0	EPA 8260D	1-23-26	1-23-26	
Bromochloromethane	ND	0.20	EPA 8260D	1-23-26	1-23-26	
Chloroform	ND	0.20	EPA 8260D	1-23-26	1-23-26	
1,1,1-Trichloroethane	ND	0.20	EPA 8260D	1-23-26	1-23-26	
Carbon Tetrachloride	ND	0.20	EPA 8260D	1-23-26	1-23-26	
Benzene	ND	0.20	EPA 8260D	1-23-26	1-23-26	
1,2-Dichloroethane	ND	0.20	EPA 8260D	1-23-26	1-23-26	
Trichloroethene	0.59	0.20	EPA 8260D	1-23-26	1-23-26	
1,2-Dichloropropane	ND	0.20	EPA 8260D	1-23-26	1-23-26	
Dibromomethane	ND	0.20	EPA 8260D	1-23-26	1-23-26	
Bromodichloromethane	ND	0.20	EPA 8260D	1-23-26	1-23-26	
(cis) 1,3-Dichloropropene	ND	0.20	EPA 8260D	1-23-26	1-23-26	
Methyl Isobutyl Ketone	ND	2.0	EPA 8260D	1-23-26	1-23-26	
Toluene	ND	1.0	EPA 8260D	1-23-26	1-23-26	
(trans) 1,3-Dichloropropene	ND	0.20	EPA 8260D	1-23-26	1-23-26	
1,1,2-Trichloroethane	ND	0.20	EPA 8260D	1-23-26	1-23-26	
Tetrachloroethene	0.20	0.20	EPA 8260D	1-23-26	1-23-26	
2-Hexanone	ND	2.0	EPA 8260D	1-23-26	1-23-26	

This report pertains to the samples analyzed in accordance with the chain of custody,
and is intended only for the use of the individual or company to whom it is addressed.

Date of Report: February 3, 2026
Samples Submitted: January 22, 2026
Laboratory Reference: 2601-249
Project: AS160423

VOLATILE ORGANICS EPA 8260D/SIM
page 2 of 2

Analyte	Result	PQL	Method	Date Prepared	Date Analyzed	Flags
Client ID:	**MW-20DD-260121**					
Laboratory ID:	01-249-07					
Dibromochloromethane	ND	0.20	EPA 8260D	1-23-26	1-23-26	
1,2-Dibromoethane	ND	0.20	EPA 8260D	1-23-26	1-23-26	
Chlorobenzene	ND	0.20	EPA 8260D	1-23-26	1-23-26	
1,1,1,2-Tetrachloroethane	ND	0.20	EPA 8260D	1-23-26	1-23-26	
Ethylbenzene	ND	0.20	EPA 8260D	1-23-26	1-23-26	
m,p-Xylene	ND	0.40	EPA 8260D	1-23-26	1-23-26	
o-Xylene	ND	0.20	EPA 8260D	1-23-26	1-23-26	
Styrene	ND	0.20	EPA 8260D	1-23-26	1-23-26	
Bromoform	ND	1.0	EPA 8260D	1-23-26	1-23-26	
1,1,2,2-Tetrachloroethane	ND	0.20	EPA 8260D	1-23-26	1-23-26	
1,2,3-Trichloropropane	ND	0.20	EPA 8260D	1-23-26	1-23-26	
(trans) 1,4-Dichloro-2-butene	ND	1.0	EPA 8260D	1-30-26	1-30-26	
1,4-Dichlorobenzene	ND	0.20	EPA 8260D	1-23-26	1-23-26	
1,2-Dichlorobenzene	ND	0.20	EPA 8260D	1-23-26	1-23-26	
1,2-Dibromo-3-chloropropane	ND	1.0	EPA 8260D	1-23-26	1-23-26	
1,2,4-Trichlorobenzene	ND	0.26	EPA 8260D	1-23-26	1-23-26	
Surrogate:	*Percent Recovery*	*Control Limits*				
Dibromofluoromethane	*100*	*68-133*				
Toluene-d8	*101*	*79-123*				
4-Bromofluorobenzene	*99*	*78-117*				

This report pertains to the samples analyzed in accordance with the chain of custody,
and is intended only for the use of the individual or company to whom it is addressed.

Date of Report: February 3, 2026
Samples Submitted: January 22, 2026
Laboratory Reference: 2601-249
Project: AS160423

VOLATILE ORGANICS EPA 8260D/SIM
page 1 of 2

Matrix: Water
Units: ug/L

Analyte	Result	PQL	Method	Date Prepared	Date Analyzed	Flags
Client ID:	**SW-1-260121**					
Laboratory ID:	01-249-08					
Chloromethane	ND	1.0	EPA 8260D	1-23-26	1-23-26	
Vinyl Chloride (SIM)	ND	0.020	EPA 8260D/SIM	1-23-26	1-23-26	
Bromomethane	ND	1.0	EPA 8260D	1-23-26	1-23-26	
Chloroethane	ND	1.0	EPA 8260D	1-23-26	1-23-26	
Trichlorofluoromethane	ND	0.20	EPA 8260D	1-23-26	1-23-26	
1,1-Dichloroethene	ND	0.20	EPA 8260D	1-23-26	1-23-26	
Acetone	ND	5.0	EPA 8260D	1-23-26	1-23-26	
Carbon Disulfide	ND	0.20	EPA 8260D	1-23-26	1-23-26	
Methylene Chloride	ND	1.0	EPA 8260D	1-23-26	1-23-26	
Acrylonitrile	ND	1.0	EPA 8260D	1-30-26	1-30-26	
(trans) 1,2-Dichloroethene	ND	0.20	EPA 8260D	1-23-26	1-23-26	
1,1-Dichloroethane	ND	0.20	EPA 8260D	1-23-26	1-23-26	
Vinyl Acetate	ND	1.0	EPA 8260D	1-23-26	1-23-26	
(cis) 1,2-Dichloroethene	ND	0.20	EPA 8260D	1-23-26	1-23-26	
2-Butanone	ND	5.0	EPA 8260D	1-23-26	1-23-26	
Bromochloromethane	ND	0.20	EPA 8260D	1-23-26	1-23-26	
Chloroform	ND	0.20	EPA 8260D	1-23-26	1-23-26	
1,1,1-Trichloroethane	ND	0.20	EPA 8260D	1-23-26	1-23-26	
Carbon Tetrachloride	ND	0.20	EPA 8260D	1-23-26	1-23-26	
Benzene	ND	0.20	EPA 8260D	1-23-26	1-23-26	
1,2-Dichloroethane	ND	0.20	EPA 8260D	1-23-26	1-23-26	
Trichloroethene	ND	0.20	EPA 8260D	1-23-26	1-23-26	
1,2-Dichloropropane	ND	0.20	EPA 8260D	1-23-26	1-23-26	
Dibromomethane	ND	0.20	EPA 8260D	1-23-26	1-23-26	
Bromodichloromethane	ND	0.20	EPA 8260D	1-23-26	1-23-26	
(cis) 1,3-Dichloropropene	ND	0.20	EPA 8260D	1-23-26	1-23-26	
Methyl Isobutyl Ketone	ND	2.0	EPA 8260D	1-23-26	1-23-26	
Toluene	ND	1.0	EPA 8260D	1-23-26	1-23-26	
(trans) 1,3-Dichloropropene	ND	0.20	EPA 8260D	1-23-26	1-23-26	
1,1,2-Trichloroethane	ND	0.20	EPA 8260D	1-23-26	1-23-26	
Tetrachloroethene	ND	0.20	EPA 8260D	1-23-26	1-23-26	
2-Hexanone	ND	2.0	EPA 8260D	1-23-26	1-23-26	

This report pertains to the samples analyzed in accordance with the chain of custody,
and is intended only for the use of the individual or company to whom it is addressed.

Date of Report: February 3, 2026
Samples Submitted: January 22, 2026
Laboratory Reference: 2601-249
Project: AS160423

VOLATILE ORGANICS EPA 8260D/SIM
page 2 of 2

Analyte	Result	PQL	Method	Date Prepared	Date Analyzed	Flags
Client ID:	**SW-1-260121**					
Laboratory ID:	01-249-08					
Dibromochloromethane	ND	0.20	EPA 8260D	1-23-26	1-23-26	
1,2-Dibromoethane	ND	0.20	EPA 8260D	1-23-26	1-23-26	
Chlorobenzene	ND	0.20	EPA 8260D	1-23-26	1-23-26	
1,1,1,2-Tetrachloroethane	ND	0.20	EPA 8260D	1-23-26	1-23-26	
Ethylbenzene	ND	0.20	EPA 8260D	1-23-26	1-23-26	
m,p-Xylene	ND	0.40	EPA 8260D	1-23-26	1-23-26	
o-Xylene	ND	0.20	EPA 8260D	1-23-26	1-23-26	
Styrene	ND	0.20	EPA 8260D	1-23-26	1-23-26	
Bromoform	ND	1.0	EPA 8260D	1-23-26	1-23-26	
1,1,2,2-Tetrachloroethane	ND	0.20	EPA 8260D	1-23-26	1-23-26	
1,2,3-Trichloropropane	ND	0.20	EPA 8260D	1-23-26	1-23-26	
(trans) 1,4-Dichloro-2-butene	ND	1.0	EPA 8260D	1-30-26	1-30-26	
1,4-Dichlorobenzene	ND	0.20	EPA 8260D	1-23-26	1-23-26	
1,2-Dichlorobenzene	ND	0.20	EPA 8260D	1-23-26	1-23-26	
1,2-Dibromo-3-chloropropane	ND	1.0	EPA 8260D	1-23-26	1-23-26	
1,2,4-Trichlorobenzene	ND	0.26	EPA 8260D	1-23-26	1-23-26	
Surrogate:	*Percent Recovery*	*Control Limits*				
Dibromofluoromethane	*98*	*68-133*				
Toluene-d8	*100*	*79-123*				
4-Bromofluorobenzene	*98*	*78-117*				

This report pertains to the samples analyzed in accordance with the chain of custody, and is intended only for the use of the individual or company to whom it is addressed.

Date of Report: February 3, 2026
Samples Submitted: January 22, 2026
Laboratory Reference: 2601-249
Project: AS160423

VOLATILE ORGANICS EPA 8260D/SIM
page 1 of 2

Matrix: Water
Units: ug/L

Analyte	Result	PQL	Method	Date Prepared	Date Analyzed	Flags
Client ID:	**SW-4-260121**					
Laboratory ID:	01-249-09					
Chloromethane	ND	1.0	EPA 8260D	1-23-26	1-23-26	
Vinyl Chloride (SIM)	ND	0.020	EPA 8260D/SIM	1-23-26	1-23-26	
Bromomethane	ND	1.0	EPA 8260D	1-23-26	1-23-26	
Chloroethane	ND	1.0	EPA 8260D	1-23-26	1-23-26	
Trichlorofluoromethane	ND	0.20	EPA 8260D	1-23-26	1-23-26	
1,1-Dichloroethene	ND	0.20	EPA 8260D	1-23-26	1-23-26	
Acetone	ND	5.0	EPA 8260D	1-23-26	1-23-26	
Carbon Disulfide	ND	0.20	EPA 8260D	1-23-26	1-23-26	
Methylene Chloride	ND	1.0	EPA 8260D	1-23-26	1-23-26	
Acrylonitrile	ND	1.0	EPA 8260D	1-30-26	1-30-26	
(trans) 1,2-Dichloroethene	ND	0.20	EPA 8260D	1-23-26	1-23-26	
1,1-Dichloroethane	ND	0.20	EPA 8260D	1-23-26	1-23-26	
Vinyl Acetate	ND	1.0	EPA 8260D	1-23-26	1-23-26	
(cis) 1,2-Dichloroethene	ND	0.20	EPA 8260D	1-23-26	1-23-26	
2-Butanone	ND	5.0	EPA 8260D	1-23-26	1-23-26	
Bromochloromethane	ND	0.20	EPA 8260D	1-23-26	1-23-26	
Chloroform	ND	0.20	EPA 8260D	1-23-26	1-23-26	
1,1,1-Trichloroethane	ND	0.20	EPA 8260D	1-23-26	1-23-26	
Carbon Tetrachloride	ND	0.20	EPA 8260D	1-23-26	1-23-26	
Benzene	ND	0.20	EPA 8260D	1-23-26	1-23-26	
1,2-Dichloroethane	ND	0.20	EPA 8260D	1-23-26	1-23-26	
Trichloroethene	ND	0.20	EPA 8260D	1-23-26	1-23-26	
1,2-Dichloropropane	ND	0.20	EPA 8260D	1-23-26	1-23-26	
Dibromomethane	ND	0.20	EPA 8260D	1-23-26	1-23-26	
Bromodichloromethane	ND	0.20	EPA 8260D	1-23-26	1-23-26	
(cis) 1,3-Dichloropropene	ND	0.20	EPA 8260D	1-23-26	1-23-26	
Methyl Isobutyl Ketone	ND	2.0	EPA 8260D	1-23-26	1-23-26	
Toluene	ND	1.0	EPA 8260D	1-23-26	1-23-26	
(trans) 1,3-Dichloropropene	ND	0.20	EPA 8260D	1-23-26	1-23-26	
1,1,2-Trichloroethane	ND	0.20	EPA 8260D	1-23-26	1-23-26	
Tetrachloroethene	ND	0.20	EPA 8260D	1-23-26	1-23-26	
2-Hexanone	ND	2.0	EPA 8260D	1-23-26	1-23-26	

This report pertains to the samples analyzed in accordance with the chain of custody,
and is intended only for the use of the individual or company to whom it is addressed.

Date of Report: February 3, 2026
Samples Submitted: January 22, 2026
Laboratory Reference: 2601-249
Project: AS160423

VOLATILE ORGANICS EPA 8260D/SIM
page 2 of 2

Analyte	Result	PQL	Method	Date Prepared	Date Analyzed	Flags
Client ID:	**SW-4-260121**					
Laboratory ID:	01-249-09					
Dibromochloromethane	ND	0.20	EPA 8260D	1-23-26	1-23-26	
1,2-Dibromoethane	ND	0.20	EPA 8260D	1-23-26	1-23-26	
Chlorobenzene	ND	0.20	EPA 8260D	1-23-26	1-23-26	
1,1,1,2-Tetrachloroethane	ND	0.20	EPA 8260D	1-23-26	1-23-26	
Ethylbenzene	ND	0.20	EPA 8260D	1-23-26	1-23-26	
m,p-Xylene	ND	0.40	EPA 8260D	1-23-26	1-23-26	
o-Xylene	ND	0.20	EPA 8260D	1-23-26	1-23-26	
Styrene	ND	0.20	EPA 8260D	1-23-26	1-23-26	
Bromoform	ND	1.0	EPA 8260D	1-23-26	1-23-26	
1,1,2,2-Tetrachloroethane	ND	0.20	EPA 8260D	1-23-26	1-23-26	
1,2,3-Trichloropropane	ND	0.20	EPA 8260D	1-23-26	1-23-26	
(trans) 1,4-Dichloro-2-butene	ND	1.0	EPA 8260D	1-30-26	1-30-26	
1,4-Dichlorobenzene	ND	0.20	EPA 8260D	1-23-26	1-23-26	
1,2-Dichlorobenzene	ND	0.20	EPA 8260D	1-23-26	1-23-26	
1,2-Dibromo-3-chloropropane	ND	1.0	EPA 8260D	1-23-26	1-23-26	
1,2,4-Trichlorobenzene	ND	0.26	EPA 8260D	1-23-26	1-23-26	
Surrogate:	*Percent Recovery*	*Control Limits*				
Dibromofluoromethane	*98*	*68-133*				
Toluene-d8	*100*	*79-123*				
4-Bromofluorobenzene	*97*	*78-117*				

This report pertains to the samples analyzed in accordance with the chain of custody, and is intended only for the use of the individual or company to whom it is addressed.

Date of Report: February 3, 2026
Samples Submitted: January 22, 2026
Laboratory Reference: 2601-249
Project: AS160423

VOLATILE ORGANICS EPA 8260D/SIM
page 1 of 2

Matrix: Water
Units: ug/L

Analyte	Result	PQL	Method	Date Prepared	Date Analyzed	Flags
Client ID:	**SW-6-260121**					
Laboratory ID:	01-249-10					
Chloromethane	ND	1.0	EPA 8260D	1-23-26	1-23-26	
Vinyl Chloride (SIM)	ND	0.020	EPA 8260D/SIM	1-23-26	1-23-26	
Bromomethane	ND	1.0	EPA 8260D	1-23-26	1-23-26	
Chloroethane	ND	1.0	EPA 8260D	1-23-26	1-23-26	
Trichlorofluoromethane	ND	0.20	EPA 8260D	1-23-26	1-23-26	
1,1-Dichloroethene	ND	0.20	EPA 8260D	1-23-26	1-23-26	
Acetone	ND	5.0	EPA 8260D	1-23-26	1-23-26	
Carbon Disulfide	ND	0.20	EPA 8260D	1-23-26	1-23-26	
Methylene Chloride	ND	1.0	EPA 8260D	1-23-26	1-23-26	
Acrylonitrile	ND	1.0	EPA 8260D	1-30-26	1-30-26	
(trans) 1,2-Dichloroethene	ND	0.20	EPA 8260D	1-23-26	1-23-26	
1,1-Dichloroethane	ND	0.20	EPA 8260D	1-23-26	1-23-26	
Vinyl Acetate	ND	1.0	EPA 8260D	1-23-26	1-23-26	
(cis) 1,2-Dichloroethene	ND	0.20	EPA 8260D	1-23-26	1-23-26	
2-Butanone	ND	5.0	EPA 8260D	1-23-26	1-23-26	
Bromochloromethane	ND	0.20	EPA 8260D	1-23-26	1-23-26	
Chloroform	ND	0.20	EPA 8260D	1-23-26	1-23-26	
1,1,1-Trichloroethane	ND	0.20	EPA 8260D	1-23-26	1-23-26	
Carbon Tetrachloride	ND	0.20	EPA 8260D	1-23-26	1-23-26	
Benzene	ND	0.20	EPA 8260D	1-23-26	1-23-26	
1,2-Dichloroethane	ND	0.20	EPA 8260D	1-23-26	1-23-26	
Trichloroethene	ND	0.20	EPA 8260D	1-23-26	1-23-26	
1,2-Dichloropropane	ND	0.20	EPA 8260D	1-23-26	1-23-26	
Dibromomethane	ND	0.20	EPA 8260D	1-23-26	1-23-26	
Bromodichloromethane	ND	0.20	EPA 8260D	1-23-26	1-23-26	
(cis) 1,3-Dichloropropene	ND	0.20	EPA 8260D	1-23-26	1-23-26	
Methyl Isobutyl Ketone	ND	2.0	EPA 8260D	1-23-26	1-23-26	
Toluene	ND	1.0	EPA 8260D	1-23-26	1-23-26	
(trans) 1,3-Dichloropropene	ND	0.20	EPA 8260D	1-23-26	1-23-26	
1,1,2-Trichloroethane	ND	0.20	EPA 8260D	1-23-26	1-23-26	
Tetrachloroethene	ND	0.20	EPA 8260D	1-23-26	1-23-26	
2-Hexanone	ND	2.0	EPA 8260D	1-23-26	1-23-26	

This report pertains to the samples analyzed in accordance with the chain of custody,
and is intended only for the use of the individual or company to whom it is addressed.

Date of Report: February 3, 2026
Samples Submitted: January 22, 2026
Laboratory Reference: 2601-249
Project: AS160423

VOLATILE ORGANICS EPA 8260D/SIM
page 2 of 2

Analyte	Result	PQL	Method	Date Prepared	Date Analyzed	Flags
Client ID:	**SW-6-260121**					
Laboratory ID:	01-249-10					
Dibromochloromethane	ND	0.20	EPA 8260D	1-23-26	1-23-26	
1,2-Dibromoethane	ND	0.20	EPA 8260D	1-23-26	1-23-26	
Chlorobenzene	ND	0.20	EPA 8260D	1-23-26	1-23-26	
1,1,1,2-Tetrachloroethane	ND	0.20	EPA 8260D	1-23-26	1-23-26	
Ethylbenzene	ND	0.20	EPA 8260D	1-23-26	1-23-26	
m,p-Xylene	ND	0.40	EPA 8260D	1-23-26	1-23-26	
o-Xylene	ND	0.20	EPA 8260D	1-23-26	1-23-26	
Styrene	ND	0.20	EPA 8260D	1-23-26	1-23-26	
Bromoform	ND	1.0	EPA 8260D	1-23-26	1-23-26	
1,1,2,2-Tetrachloroethane	ND	0.20	EPA 8260D	1-23-26	1-23-26	
1,2,3-Trichloropropane	ND	0.20	EPA 8260D	1-23-26	1-23-26	
(trans) 1,4-Dichloro-2-butene	ND	1.0	EPA 8260D	1-30-26	1-30-26	
1,4-Dichlorobenzene	ND	0.20	EPA 8260D	1-23-26	1-23-26	
1,2-Dichlorobenzene	ND	0.20	EPA 8260D	1-23-26	1-23-26	
1,2-Dibromo-3-chloropropane	ND	1.0	EPA 8260D	1-23-26	1-23-26	
1,2,4-Trichlorobenzene	ND	0.26	EPA 8260D	1-23-26	1-23-26	
Surrogate:	*Percent Recovery*	*Control Limits*				
Dibromofluoromethane	*101*	*68-133*				
Toluene-d8	*101*	*79-123*				
4-Bromofluorobenzene	*98*	*78-117*				

This report pertains to the samples analyzed in accordance with the chain of custody, and is intended only for the use of the individual or company to whom it is addressed.

Date of Report: February 3, 2026
Samples Submitted: January 22, 2026
Laboratory Reference: 2601-249
Project: AS160423

VOLATILE ORGANICS EPA 8260D/SIM
page 1 of 2

Matrix: Water
Units: ug/L

Analyte	Result	PQL	Method	Date Prepared	Date Analyzed	Flags
Client ID:	**SW-7-260121**					
Laboratory ID:	01-249-11					
Chloromethane	ND	1.0	EPA 8260D	1-23-26	1-23-26	
Vinyl Chloride (SIM)	ND	0.020	EPA 8260D/SIM	1-23-26	1-23-26	
Bromomethane	ND	1.0	EPA 8260D	1-23-26	1-23-26	
Chloroethane	ND	1.0	EPA 8260D	1-23-26	1-23-26	
Trichlorofluoromethane	ND	0.20	EPA 8260D	1-23-26	1-23-26	
1,1-Dichloroethene	ND	0.20	EPA 8260D	1-23-26	1-23-26	
Acetone	ND	5.0	EPA 8260D	1-23-26	1-23-26	
Carbon Disulfide	ND	0.20	EPA 8260D	1-23-26	1-23-26	
Methylene Chloride	ND	1.0	EPA 8260D	1-23-26	1-23-26	
Acrylonitrile	ND	1.0	EPA 8260D	1-30-26	1-30-26	
(trans) 1,2-Dichloroethene	ND	0.20	EPA 8260D	1-23-26	1-23-26	
1,1-Dichloroethane	ND	0.20	EPA 8260D	1-23-26	1-23-26	
Vinyl Acetate	ND	1.0	EPA 8260D	1-23-26	1-23-26	
(cis) 1,2-Dichloroethene	ND	0.20	EPA 8260D	1-23-26	1-23-26	
2-Butanone	ND	5.0	EPA 8260D	1-23-26	1-23-26	
Bromochloromethane	ND	0.20	EPA 8260D	1-23-26	1-23-26	
Chloroform	ND	0.20	EPA 8260D	1-23-26	1-23-26	
1,1,1-Trichloroethane	ND	0.20	EPA 8260D	1-23-26	1-23-26	
Carbon Tetrachloride	ND	0.20	EPA 8260D	1-23-26	1-23-26	
Benzene	ND	0.20	EPA 8260D	1-23-26	1-23-26	
1,2-Dichloroethane	ND	0.20	EPA 8260D	1-23-26	1-23-26	
Trichloroethene	ND	0.20	EPA 8260D	1-23-26	1-23-26	
1,2-Dichloropropane	ND	0.20	EPA 8260D	1-23-26	1-23-26	
Dibromomethane	ND	0.20	EPA 8260D	1-23-26	1-23-26	
Bromodichloromethane	ND	0.20	EPA 8260D	1-23-26	1-23-26	
(cis) 1,3-Dichloropropene	ND	0.20	EPA 8260D	1-23-26	1-23-26	
Methyl Isobutyl Ketone	ND	2.0	EPA 8260D	1-23-26	1-23-26	
Toluene	ND	1.0	EPA 8260D	1-23-26	1-23-26	
(trans) 1,3-Dichloropropene	ND	0.20	EPA 8260D	1-23-26	1-23-26	
1,1,2-Trichloroethane	ND	0.20	EPA 8260D	1-23-26	1-23-26	
Tetrachloroethene	ND	0.20	EPA 8260D	1-23-26	1-23-26	
2-Hexanone	ND	2.0	EPA 8260D	1-23-26	1-23-26	

This report pertains to the samples analyzed in accordance with the chain of custody,
and is intended only for the use of the individual or company to whom it is addressed.

Date of Report: February 3, 2026
Samples Submitted: January 22, 2026
Laboratory Reference: 2601-249
Project: AS160423

VOLATILE ORGANICS EPA 8260D/SIM
page 2 of 2

Analyte	Result	PQL	Method	Date Prepared	Date Analyzed	Flags
Client ID:	**SW-7-260121**					
Laboratory ID:	01-249-11					
Dibromochloromethane	ND	0.20	EPA 8260D	1-23-26	1-23-26	
1,2-Dibromoethane	ND	0.20	EPA 8260D	1-23-26	1-23-26	
Chlorobenzene	ND	0.20	EPA 8260D	1-23-26	1-23-26	
1,1,1,2-Tetrachloroethane	ND	0.20	EPA 8260D	1-23-26	1-23-26	
Ethylbenzene	ND	0.20	EPA 8260D	1-23-26	1-23-26	
m,p-Xylene	ND	0.40	EPA 8260D	1-23-26	1-23-26	
o-Xylene	ND	0.20	EPA 8260D	1-23-26	1-23-26	
Styrene	ND	0.20	EPA 8260D	1-23-26	1-23-26	
Bromoform	ND	1.0	EPA 8260D	1-23-26	1-23-26	
1,1,2,2-Tetrachloroethane	ND	0.20	EPA 8260D	1-23-26	1-23-26	
1,2,3-Trichloropropane	ND	0.20	EPA 8260D	1-23-26	1-23-26	
(trans) 1,4-Dichloro-2-butene	ND	1.0	EPA 8260D	1-30-26	1-30-26	
1,4-Dichlorobenzene	ND	0.20	EPA 8260D	1-23-26	1-23-26	
1,2-Dichlorobenzene	ND	0.20	EPA 8260D	1-23-26	1-23-26	
1,2-Dibromo-3-chloropropane	ND	1.0	EPA 8260D	1-23-26	1-23-26	
1,2,4-Trichlorobenzene	ND	0.26	EPA 8260D	1-23-26	1-23-26	
Surrogate:	*Percent Recovery*	*Control Limits*				
Dibromofluoromethane	*101*	*68-133*				
Toluene-d8	*100*	*79-123*				
4-Bromofluorobenzene	*95*	*78-117*				

This report pertains to the samples analyzed in accordance with the chain of custody, and is intended only for the use of the individual or company to whom it is addressed.

Date of Report: February 3, 2026
Samples Submitted: January 22, 2026
Laboratory Reference: 2601-249
Project: AS160423

VOLATILE ORGANICS EPA 8260D/SIM
page 1 of 2

Matrix: Water
Units: ug/L

Analyte	Result	PQL	Method	Date Prepared	Date Analyzed	Flags
Client ID:	**Trip Blanks**					
Laboratory ID:	01-249-12					
Chloromethane	ND	1.0	EPA 8260D	1-23-26	1-23-26	
Vinyl Chloride (SIM)	ND	0.020	EPA 8260D/SIM	1-23-26	1-23-26	
Bromomethane	ND	1.0	EPA 8260D	1-23-26	1-23-26	
Chloroethane	ND	1.0	EPA 8260D	1-23-26	1-23-26	
Trichlorofluoromethane	ND	0.20	EPA 8260D	1-23-26	1-23-26	
1,1-Dichloroethene	ND	0.20	EPA 8260D	1-23-26	1-23-26	
Acetone	ND	5.0	EPA 8260D	1-23-26	1-23-26	
Carbon Disulfide	ND	0.20	EPA 8260D	1-23-26	1-23-26	
Methylene Chloride	ND	1.0	EPA 8260D	1-23-26	1-23-26	
Acrylonitrile	ND	1.0	EPA 8260D	1-30-26	1-30-26	
(trans) 1,2-Dichloroethene	ND	0.20	EPA 8260D	1-23-26	1-23-26	
1,1-Dichloroethane	ND	0.20	EPA 8260D	1-23-26	1-23-26	
Vinyl Acetate	ND	1.0	EPA 8260D	1-23-26	1-23-26	
(cis) 1,2-Dichloroethene	ND	0.20	EPA 8260D	1-23-26	1-23-26	
2-Butanone	ND	5.0	EPA 8260D	1-23-26	1-23-26	
Bromochloromethane	ND	0.20	EPA 8260D	1-23-26	1-23-26	
Chloroform	ND	0.20	EPA 8260D	1-23-26	1-23-26	
1,1,1-Trichloroethane	ND	0.20	EPA 8260D	1-23-26	1-23-26	
Carbon Tetrachloride	ND	0.20	EPA 8260D	1-23-26	1-23-26	
Benzene	ND	0.20	EPA 8260D	1-23-26	1-23-26	
1,2-Dichloroethane	ND	0.20	EPA 8260D	1-23-26	1-23-26	
Trichloroethene	ND	0.20	EPA 8260D	1-23-26	1-23-26	
1,2-Dichloropropane	ND	0.20	EPA 8260D	1-23-26	1-23-26	
Dibromomethane	ND	0.20	EPA 8260D	1-23-26	1-23-26	
Bromodichloromethane	ND	0.20	EPA 8260D	1-23-26	1-23-26	
(cis) 1,3-Dichloropropene	ND	0.20	EPA 8260D	1-23-26	1-23-26	
Methyl Isobutyl Ketone	ND	2.0	EPA 8260D	1-23-26	1-23-26	
Toluene	ND	1.0	EPA 8260D	1-23-26	1-23-26	
(trans) 1,3-Dichloropropene	ND	0.20	EPA 8260D	1-23-26	1-23-26	
1,1,2-Trichloroethane	ND	0.20	EPA 8260D	1-23-26	1-23-26	
Tetrachloroethene	ND	0.20	EPA 8260D	1-23-26	1-23-26	
2-Hexanone	ND	2.0	EPA 8260D	1-23-26	1-23-26	

This report pertains to the samples analyzed in accordance with the chain of custody,
and is intended only for the use of the individual or company to whom it is addressed.

Date of Report: February 3, 2026
Samples Submitted: January 22, 2026
Laboratory Reference: 2601-249
Project: AS160423

VOLATILE ORGANICS EPA 8260D/SIM
page 2 of 2

Analyte	Result	PQL	Method	Date Prepared	Date Analyzed	Flags
Client ID:	**Trip Blanks**					
Laboratory ID:	01-249-12					
Dibromochloromethane	ND	0.20	EPA 8260D	1-23-26	1-23-26	
1,2-Dibromoethane	ND	0.20	EPA 8260D	1-23-26	1-23-26	
Chlorobenzene	ND	0.20	EPA 8260D	1-23-26	1-23-26	
1,1,1,2-Tetrachloroethane	ND	0.20	EPA 8260D	1-23-26	1-23-26	
Ethylbenzene	ND	0.20	EPA 8260D	1-23-26	1-23-26	
m,p-Xylene	ND	0.40	EPA 8260D	1-23-26	1-23-26	
o-Xylene	ND	0.20	EPA 8260D	1-23-26	1-23-26	
Styrene	ND	0.20	EPA 8260D	1-23-26	1-23-26	
Bromoform	ND	1.0	EPA 8260D	1-23-26	1-23-26	
1,1,2,2-Tetrachloroethane	ND	0.20	EPA 8260D	1-23-26	1-23-26	
1,2,3-Trichloropropane	ND	0.20	EPA 8260D	1-23-26	1-23-26	
(trans) 1,4-Dichloro-2-butene	ND	1.0	EPA 8260D	1-30-26	1-30-26	
1,4-Dichlorobenzene	ND	0.20	EPA 8260D	1-23-26	1-23-26	
1,2-Dichlorobenzene	ND	0.20	EPA 8260D	1-23-26	1-23-26	
1,2-Dibromo-3-chloropropane	ND	1.0	EPA 8260D	1-23-26	1-23-26	
1,2,4-Trichlorobenzene	ND	0.26	EPA 8260D	1-23-26	1-23-26	
Surrogate:	*Percent Recovery*	*Control Limits*				
Dibromofluoromethane	*97*	*68-133*				
Toluene-d8	*100*	*79-123*				
4-Bromofluorobenzene	*98*	*78-117*				

This report pertains to the samples analyzed in accordance with the chain of custody,
and is intended only for the use of the individual or company to whom it is addressed.

Date of Report: February 3, 2026
Samples Submitted: January 22, 2026
Laboratory Reference: 2601-249
Project: AS160423

VOLATILE ORGANICS EPA 8260D/SIM
QUALITY CONTROL
page 1 of 2

Matrix: Water
Units: ug/L

Analyte	Result	PQL	Method	Date Prepared	Date Analyzed	Flags
METHOD BLANK						
Laboratory ID:	MB0123W1					
Chloromethane	ND	1.0	EPA 8260D	1-23-26	1-23-26	
Vinyl Chloride (SIM)	ND	0.020	EPA 8260D/SIM	1-23-26	1-23-26	
Bromomethane	ND	1.0	EPA 8260D	1-23-26	1-23-26	
Chloroethane	ND	1.0	EPA 8260D	1-23-26	1-23-26	
Trichlorofluoromethane	ND	0.20	EPA 8260D	1-23-26	1-23-26	
1,1-Dichloroethene	ND	0.20	EPA 8260D	1-23-26	1-23-26	
Acetone	ND	5.0	EPA 8260D	1-23-26	1-23-26	
Carbon Disulfide	ND	0.20	EPA 8260D	1-23-26	1-23-26	
Methylene Chloride	ND	1.0	EPA 8260D	1-23-26	1-23-26	
Acrylonitrile	ND	1.0	EPA 8260D	1-30-26	1-30-26	
(trans) 1,2-Dichloroethene	ND	0.20	EPA 8260D	1-23-26	1-23-26	
1,1-Dichloroethane	ND	0.20	EPA 8260D	1-23-26	1-23-26	
Vinyl Acetate	ND	1.0	EPA 8260D	1-23-26	1-23-26	
(cis) 1,2-Dichloroethene	ND	0.20	EPA 8260D	1-23-26	1-23-26	
2-Butanone	ND	5.0	EPA 8260D	1-23-26	1-23-26	
Bromochloromethane	ND	0.20	EPA 8260D	1-23-26	1-23-26	
Chloroform	ND	0.20	EPA 8260D	1-23-26	1-23-26	
1,1,1-Trichloroethane	ND	0.20	EPA 8260D	1-23-26	1-23-26	
Carbon Tetrachloride	ND	0.20	EPA 8260D	1-23-26	1-23-26	
Benzene	ND	0.20	EPA 8260D	1-23-26	1-23-26	
1,2-Dichloroethane	ND	0.20	EPA 8260D	1-23-26	1-23-26	
Trichloroethene	ND	0.20	EPA 8260D	1-23-26	1-23-26	
1,2-Dichloropropane	ND	0.20	EPA 8260D	1-23-26	1-23-26	
Dibromomethane	ND	0.20	EPA 8260D	1-23-26	1-23-26	
Bromodichloromethane	ND	0.20	EPA 8260D	1-23-26	1-23-26	
(cis) 1,3-Dichloropropene	ND	0.20	EPA 8260D	1-23-26	1-23-26	
Methyl Isobutyl Ketone	ND	2.0	EPA 8260D	1-23-26	1-23-26	
Toluene	ND	1.0	EPA 8260D	1-23-26	1-23-26	
(trans) 1,3-Dichloropropene	ND	0.20	EPA 8260D	1-23-26	1-23-26	
1,1,2-Trichloroethane	ND	0.20	EPA 8260D	1-23-26	1-23-26	
Tetrachloroethene	ND	0.20	EPA 8260D	1-23-26	1-23-26	
2-Hexanone	ND	2.0	EPA 8260D	1-23-26	1-23-26	

This report pertains to the samples analyzed in accordance with the chain of custody,
and is intended only for the use of the individual or company to whom it is addressed.

Date of Report: February 3, 2026
Samples Submitted: January 22, 2026
Laboratory Reference: 2601-249
Project: AS160423

VOLATILE ORGANICS EPA 8260D/SIM
QUALITY CONTROL
page 2 of 2

Analyte	Result	PQL	Method	Date Prepared	Date Analyzed	Flags
METHOD BLANK						
Laboratory ID:	MB0123W1					
Dibromochloromethane	ND	0.20	EPA 8260D	1-23-26	1-23-26	
1,2-Dibromoethane	ND	0.20	EPA 8260D	1-23-26	1-23-26	
Chlorobenzene	ND	0.20	EPA 8260D	1-23-26	1-23-26	
1,1,1,2-Tetrachloroethane	ND	0.20	EPA 8260D	1-23-26	1-23-26	
Ethylbenzene	ND	0.20	EPA 8260D	1-23-26	1-23-26	
m,p-Xylene	ND	0.40	EPA 8260D	1-23-26	1-23-26	
o-Xylene	ND	0.20	EPA 8260D	1-23-26	1-23-26	
Styrene	ND	0.20	EPA 8260D	1-23-26	1-23-26	
Bromoform	ND	1.0	EPA 8260D	1-23-26	1-23-26	
1,1,2,2-Tetrachloroethane	ND	0.20	EPA 8260D	1-23-26	1-23-26	
1,2,3-Trichloropropane	ND	0.20	EPA 8260D	1-23-26	1-23-26	
(trans) 1,4-Dichloro-2-butene	ND	1.0	EPA 8260D	1-30-26	1-30-26	
1,4-Dichlorobenzene	ND	0.20	EPA 8260D	1-23-26	1-23-26	
1,2-Dichlorobenzene	ND	0.20	EPA 8260D	1-23-26	1-23-26	
1,2-Dibromo-3-chloropropane	ND	1.0	EPA 8260D	1-23-26	1-23-26	
1,2,4-Trichlorobenzene	ND	0.26	EPA 8260D	1-23-26	1-23-26	
Surrogate:	*Percent Recovery*	*Control Limits*				
Dibromofluoromethane	*100*	*68-133*				
Toluene-d8	*99*	*79-123*				
4-Bromofluorobenzene	*98*	*78-117*				

This report pertains to the samples analyzed in accordance with the chain of custody, and is intended only for the use of the individual or company to whom it is addressed.

Date of Report: February 3, 2026
Samples Submitted: January 22, 2026
Laboratory Reference: 2601-249
Project: AS160423

VOLATILE ORGANICS EPA 8260D/SIM
QUALITY CONTROL
page 1 of 2

Matrix: Water
Units: ug/L

Analyte	Result		Spike Level		Percent Recovery		Recovery Limits	RPD	RPD Limit	Flags
SPIKE BLANKS										
Laboratory ID:	SB0123W1									
	SB	SBD	SB	SBD	SB	SBD				
Chloromethane	**8.23**	**7.39**	10.0	10.0	82	74	38-141	11	31	
Vinyl Chloride	**9.31**	**8.60**	10.0	10.0	93	86	67-131	8	16	
Bromomethane	**10.8**	**10.5**	10.0	10.0	108	105	30-155	3	34	
Chloroethane	**10.4**	**9.36**	10.0	10.0	104	94	63-130	11	18	
Trichlorofluoromethane	**10.8**	**9.99**	10.0	10.0	108	100	80-131	8	17	
1,1-Dichloroethene	**11.0**	**10.3**	10.0	10.0	110	103	77-125	7	15	
Acetone	**8.48**	**8.77**	10.0	10.0	85	88	45-135	3	24	
Carbon Disulfide	**9.55**	**8.40**	10.0	10.0	96	84	41-150	13	19	
Methylene Chloride	**10.2**	**9.58**	10.0	10.0	102	96	66-123	6	15	
(trans) 1,2-Dichloroethene	**10.9**	**10.2**	10.0	10.0	109	102	76-126	7	15	
1,1-Dichloroethane	**10.8**	**10.1**	10.0	10.0	108	101	75-126	7	15	
Vinyl Acetate	**10.7**	**9.67**	10.0	10.0	107	97	57-139	10	15	
(cis) 1,2-Dichloroethene	**10.9**	**10.2**	10.0	10.0	109	102	77-129	7	15	
2-Butanone	**10.9**	**11.7**	10.0	10.0	109	117	62-129	7	17	
Bromochloromethane	**11.2**	**10.2**	10.0	10.0	112	102	72-129	9	19	
Chloroform	**10.2**	**9.51**	10.0	10.0	102	95	72-125	7	15	
1,1,1-Trichloroethane	**10.7**	**10.2**	10.0	10.0	107	102	79-127	5	15	
Carbon Tetrachloride	**10.4**	**9.69**	10.0	10.0	104	97	78-131	7	15	
Benzene	**10.7**	**9.94**	10.0	10.0	107	99	75-126	7	15	
1,2-Dichloroethane	**11.1**	**10.5**	10.0	10.0	111	105	74-128	6	15	
Trichloroethene	**10.9**	**10.5**	10.0	10.0	109	105	80-130	4	15	
1,2-Dichloropropane	**10.8**	**10.4**	10.0	10.0	108	104	80-124	4	15	
Dibromomethane	**11.0**	**10.5**	10.0	10.0	110	105	80-131	5	15	
Bromodichloromethane	**10.9**	**10.5**	10.0	10.0	109	105	81-131	4	15	
(cis) 1,3-Dichloropropene	**11.4**	**11.0**	10.0	10.0	114	110	74-136	4	15	
Methyl Isobutyl Ketone	**10.7**	**10.4**	10.0	10.0	107	104	67-132	3	15	
Toluene	**10.3**	**9.85**	10.0	10.0	103	99	75-127	4	15	
(trans) 1,3-Dichloropropene	**9.43**	**9.03**	10.0	10.0	94	90	69-137	4	15	
1,1,2-Trichloroethane	**10.8**	**10.4**	10.0	10.0	108	104	80-122	4	15	
Tetrachloroethene	**10.5**	**10.0**	10.0	10.0	105	100	80-130	5	20	
2-Hexanone	**9.43**	**9.08**	10.0	10.0	94	91	67-130	4	19	
Dibromochloromethane	**9.62**	**9.55**	10.0	10.0	96	96	58-149	1	32	

This report pertains to the samples analyzed in accordance with the chain of custody,
and is intended only for the use of the individual or company to whom it is addressed.

Date of Report: February 3, 2026
Samples Submitted: January 22, 2026
Laboratory Reference: 2601-249
Project: AS160423

VOLATILE ORGANICS EPA 8260D/SIM
QUALITY CONTROL
page 2 of 2

Analyte	Result		Spike Level		Percent Recovery		Recovery Limits	RPD	RPD Limit	Flags
SPIKE BLANKS										
Laboratory ID:	SB0123W1									
	SB	SBD	SB	SBD	SB	SBD				
1,2-Dibromoethane	**9.56**	**9.13**	10.0	10.0	96	91	82-127	5	15	
Chlorobenzene	**10.2**	**9.66**	10.0	10.0	102	97	80-120	5	15	
1,1,1,2-Tetrachloroethane	**10.5**	**9.73**	10.0	10.0	105	97	80-127	8	15	
Ethylbenzene	**10.1**	**9.59**	10.0	10.0	101	96	80-124	5	15	
m,p-Xylene	**20.5**	**19.4**	20.0	20.0	103	97	80-124	6	15	
o-Xylene	**10.3**	**9.76**	10.0	10.0	103	98	80-123	5	15	
Styrene	**10.7**	**10.1**	10.0	10.0	107	101	82-125	6	15	
Bromoform	**10.3**	**9.82**	10.0	10.0	103	98	66-136	5	15	
1,1,2,2-Tetrachloroethane	**10.0**	**9.63**	10.0	10.0	100	96	78-124	4	15	
1,2,3-Trichloropropane	**9.13**	**9.01**	10.0	10.0	91	90	67-123	1	15	
1,4-Dichlorobenzene	**9.73**	**9.29**	10.0	10.0	97	93	78-123	5	15	
1,2-Dichlorobenzene	**9.76**	**9.46**	10.0	10.0	98	95	79-125	3	15	
1,2-Dibromo-3-chloropropane	**8.49**	**8.84**	10.0	10.0	85	88	62-133	4	17	
1,2,4-Trichlorobenzene	**7.79**	**7.99**	10.0	10.0	78	80	74-140	3	20	
Surrogate:										
Dibromofluoromethane					*99*	*97*	*68-133*			
Toluene-d8					*101*	*102*	*79-123*			
4-Bromofluorobenzene					*103*	*102*	*78-117*			

This report pertains to the samples analyzed in accordance with the chain of custody, and is intended only for the use of the individual or company to whom it is addressed.

Date of Report: February 3, 2026
Samples Submitted: January 22, 2026
Laboratory Reference: 2601-249
Project: AS160423

DISSOLVED METALS
EPA 200.8

Matrix: Water
Units: ug/L (ppb)

Analyte	Result	PQL	Method	Date Prepared	Date Analyzed	Flags
Client ID:	**MW-5-260121**					
Laboratory ID:	01-249-01					
Arsenic	**1.9**	1.0	EPA 200.8		1-30-26	
Manganese	**ND**	10	EPA 200.8		1-30-26	
Client ID:	**MW-6-260121**					
Laboratory ID:	01-249-02					
Arsenic	**2.1**	1.0	EPA 200.8		1-30-26	
Manganese	**180**	25	EPA 200.8		1-30-26	
Client ID:	**MW-7-260121**					
Laboratory ID:	01-249-03					
Arsenic	**1.8**	1.0	EPA 200.8		1-30-26	
Manganese	**ND**	10	EPA 200.8		1-30-26	
Client ID:	**MW-12I-260121**					
Laboratory ID:	01-249-04					
Arsenic	**2.3**	1.0	EPA 200.8		1-30-26	
Manganese	**46**	10	EPA 200.8		1-30-26	
Client ID:	**MW-13D-260121**					
Laboratory ID:	01-249-05					
Arsenic	**5.7**	1.0	EPA 200.8		1-30-26	
Manganese	**ND**	10	EPA 200.8		1-30-26	
Client ID:	**MW-14-260121**					
Laboratory ID:	01-249-06					
Arsenic	**13**	1.0	EPA 200.8		1-30-26	
Manganese	**690**	50	EPA 200.8		1-30-26	
Client ID:	**MW-20DD-260121**					
Laboratory ID:	01-249-07					
Arsenic	**14**	1.0	EPA 200.8		1-30-26	
Manganese	**710**	50	EPA 200.8		1-30-26	

This report pertains to the samples analyzed in accordance with the chain of custody,
and is intended only for the use of the individual or company to whom it is addressed.

Date of Report: February 3, 2026
Samples Submitted: January 22, 2026
Laboratory Reference: 2601-249
Project: AS160423

DISSOLVED METALS
EPA 200.8

Matrix: Water
Units: ug/L (ppb)

Analyte	Result	PQL	Method	Date Prepared	Date Analyzed	Flags
Client ID:	**SW-1-260121**					
Laboratory ID:	01-249-08					
Arsenic	**1.8**	1.0	EPA 200.8		1-30-26	
Manganese	**ND**	10	EPA 200.8		1-30-26	
Client ID:	**SW-4-260121**					
Laboratory ID:	01-249-09					
Arsenic	**1.9**	1.0	EPA 200.8		1-30-26	
Manganese	**26**	10	EPA 200.8		1-30-26	
Client ID:	**SW-6-260121**					
Laboratory ID:	01-249-10					
Arsenic	**2.9**	1.0	EPA 200.8		1-30-26	
Manganese	**21**	10	EPA 200.8		1-30-26	
Client ID:	**SW-7-260121**					
Laboratory ID:	01-249-11					
Arsenic	**1.8**	1.0	EPA 200.8		1-30-26	
Manganese	**ND**	10	EPA 200.8		1-30-26	

This report pertains to the samples analyzed in accordance with the chain of custody,
and is intended only for the use of the individual or company to whom it is addressed.

Date of Report: February 3, 2026
Samples Submitted: January 22, 2026
Laboratory Reference: 2601-249
Project: AS160423

DISSOLVED METALS
EPA 200.8
QUALITY CONTROL

Matrix: Water
Units: ug/L (ppb)

Analyte	Result	PQL	Method	Date Prepared	Date Analyzed	Flags
METHOD BLANK						
Laboratory ID:	MB0130D1					
Arsenic	**ND**	1.0	EPA 200.8		1-30-26	
Manganese	**ND**	10	EPA 200.8		1-30-26	

Analyte	Result		Spike Level		Source Result	Percent Recovery		Recovery Limits	RPD	RPD Limit	Flags
DUPLICATE											
Laboratory ID:	01-249-08										
	ORIG	DUP									
Arsenic	**1.76**	**1.97**	NA	NA		NA		NA	11	20	
Manganese	**ND**	**ND**	NA	NA		NA		NA	NA	20	
MATRIX SPIKES											
Laboratory ID:	01-249-08										
	MS	MSD	MS	MSD		MS	MSD				
Arsenic	**80.0**	**80.8**	80.0	80.0	1.76	**98**	**99**	75-125	1	20	
Manganese	**62.9**	**66.5**	80.0	80.0	ND	**79**	**83**	75-125	6	20	
SPIKE BLANK											
Laboratory ID:	SB0130D1										
Arsenic	**79.3**		80.0		N/A	**99**		85-115			
Manganese	**77.0**		80.0		N/A	**96**		85-115			

This report pertains to the samples analyzed in accordance with the chain of custody,
and is intended only for the use of the individual or company to whom it is addressed.

Date of Report: February 3, 2026
Samples Submitted: January 22, 2026
Laboratory Reference: 2601-249
Project: AS160423

TOTAL ALKALINITY
SM 2320B

Matrix: Water
Units: mg CaCO3/L

Analyte	Result	PQL	Method	Date Prepared	Date Analyzed	Flags
Client ID:	**MW-5-260121**					
Laboratory ID:	01-249-01					
Total Alkalinity	**74**	2.0	SM 2320B	1-27-26	1-27-26	
Client ID:	**MW-6-260121**					
Laboratory ID:	01-249-02					
Total Alkalinity	**130**	2.0	SM 2320B	1-27-26	1-27-26	
Client ID:	**MW-7-260121**					
Laboratory ID:	01-249-03					
Total Alkalinity	**130**	2.0	SM 2320B	1-27-26	1-27-26	
Client ID:	**MW-12I-260121**					
Laboratory ID:	01-249-04					
Total Alkalinity	**110**	2.0	SM 2320B	1-27-26	1-27-26	
Client ID:	**MW-13D-260121**					
Laboratory ID:	01-249-05					
Total Alkalinity	**86**	2.0	SM 2320B	1-27-26	1-27-26	
Client ID:	**MW-14-260121**					
Laboratory ID:	01-249-06					
Total Alkalinity	**68**	2.0	SM 2320B	1-27-26	1-27-26	
Client ID:	**MW-20DD-260121**					
Laboratory ID:	01-249-07					
Total Alkalinity	**66**	2.0	SM 2320B	1-27-26	1-27-26	
Client ID:	**SW-1-260121**					
Laboratory ID:	01-249-08					
Total Alkalinity	**72**	2.0	SM 2320B	1-27-26	1-27-26	
Client ID:	**SW-4-260121**					
Laboratory ID:	01-249-09					
Total Alkalinity	**140**	2.0	SM 2320B	1-27-26	1-27-26	

This report pertains to the samples analyzed in accordance with the chain of custody,
and is intended only for the use of the individual or company to whom it is addressed.

Date of Report: February 3, 2026
Samples Submitted: January 22, 2026
Laboratory Reference: 2601-249
Project: AS160423

TOTAL ALKALINITY
SM 2320B

Matrix: Water
Units: mg CaCO3/L

Analyte	Result	PQL	Method	Date Prepared	Date Analyzed	Flags
Client ID:	**SW-6-260121**					
Laboratory ID:	01-249-10					
Total Alkalinity	**50**	2.0	SM 2320B	1-27-26	1-27-26	
Client ID:	**SW-7-260121**					
Laboratory ID:	01-249-11					
Total Alkalinity	**64**	2.0	SM 2320B	1-27-26	1-27-26	

This report pertains to the samples analyzed in accordance with the chain of custody,
and is intended only for the use of the individual or company to whom it is addressed.

Date of Report: February 3, 2026
Samples Submitted: January 22, 2026
Laboratory Reference: 2601-249
Project: AS160423

TOTAL ALKALINITY
SM 2320B
QUALITY CONTROL

Matrix: Water
Units: mg CaCO3/L

Analyte	Result	PQL	Method	Date Prepared	Date Analyzed	Flags
METHOD BLANK						
Laboratory ID:	MB0127W1					
Total Alkalinity	**ND**	2.0	SM 2320B	1-27-26	1-27-26	

Analyte	Result		Spike Level	Source Result	Percent Recovery	Recovery Limits	RPD	RPD Limit	Flags
DUPLICATE									
Laboratory ID:	01-250-08								
	ORIG	DUP							
Total Alkalinity	**118**	**118**	NA	NA	NA	NA	0	10	
SPIKE BLANK									
Laboratory ID:	SB0127W1								
	SB		SB		SB				
Total Alkalinity	**102**		100	NA	102	81-104	NA	NA	

This report pertains to the samples analyzed in accordance with the chain of custody,
and is intended only for the use of the individual or company to whom it is addressed.

Date of Report: February 3, 2026
Samples Submitted: January 22, 2026
Laboratory Reference: 2601-249
Project: AS160423

CARBONATE/BICARBONATE
SM 2320B

Matrix: Water
Units: mg CaCO3/L

Analyte	Result	PQL	Method	Date Prepared	Date Analyzed	Flags
Client ID:	**MW-5-260121**					
Laboratory ID:	01-249-01					
Carbonate Alkalinity	**ND**	2.0	SM 2320B	1-27-26	1-27-26	
Bicarbonate Concentration	**74**	2.0	SM 2320B	1-27-26	1-27-26	
Client ID:	**MW-6-260121**					
Laboratory ID:	01-249-02					
Carbonate Alkalinity	**ND**	2.0	SM 2320B	1-27-26	1-27-26	
Bicarbonate Concentration	**130**	2.0	SM 2320B	1-27-26	1-27-26	
Client ID:	**MW-7-260121**					
Laboratory ID:	01-249-03					
Carbonate Alkalinity	**ND**	2.0	SM 2320B	1-27-26	1-27-26	
Bicarbonate Concentration	**130**	2.0	SM 2320B	1-27-26	1-27-26	
Client ID:	**MW-12I-260121**					
Laboratory ID:	01-249-04					
Carbonate Alkalinity	**ND**	2.0	SM 2320B	1-27-26	1-27-26	
Bicarbonate Concentration	**110**	2.0	SM 2320B	1-27-26	1-27-26	
Client ID:	**MW-13D-260121**					
Laboratory ID:	01-249-05					
Carbonate Alkalinity	**ND**	2.0	SM 2320B	1-27-26	1-27-26	
Bicarbonate Concentration	**86**	2.0	SM 2320B	1-27-26	1-27-26	
Client ID:	**MW-14-260121**					
Laboratory ID:	01-249-06					
Carbonate Alkalinity	**ND**	2.0	SM 2320B	1-27-26	1-27-26	
Bicarbonate Concentration	**68**	2.0	SM 2320B	1-27-26	1-27-26	
Client ID:	**MW-20DD-260121**					
Laboratory ID:	01-249-07					
Carbonate Alkalinity	**ND**	2.0	SM 2320B	1-27-26	1-27-26	
Bicarbonate Concentration	**66**	2.0	SM 2320B	1-27-26	1-27-26	

This report pertains to the samples analyzed in accordance with the chain of custody, and is intended only for the use of the individual or company to whom it is addressed.

Date of Report: February 3, 2026
Samples Submitted: January 22, 2026
Laboratory Reference: 2601-249
Project: AS160423

CARBONATE/BICARBONATE
SM 2320B

Matrix: Water
Units: mg CaCO3/L

Analyte	Result	PQL	Method	Date Prepared	Date Analyzed	Flags
Client ID:	**SW-1-260121**					
Laboratory ID:	01-249-08					
Carbonate Alkalinity	**ND**	2.0	SM 2320B	1-27-26	1-27-26	
Bicarbonate Concentration	**72**	2.0	SM 2320B	1-27-26	1-27-26	
Client ID:	**SW-4-260121**					
Laboratory ID:	01-249-09					
Carbonate Alkalinity	**ND**	2.0	SM 2320B	1-27-26	1-27-26	
Bicarbonate Concentration	**140**	2.0	SM 2320B	1-27-26	1-27-26	
Client ID:	**SW-6-260121**					
Laboratory ID:	01-249-10					
Carbonate Alkalinity	**ND**	2.0	SM 2320B	1-27-26	1-27-26	
Bicarbonate Concentration	**50**	2.0	SM 2320B	1-27-26	1-27-26	
Client ID:	**SW-7-260121**					
Laboratory ID:	01-249-11					
Carbonate Alkalinity	**ND**	2.0	SM 2320B	1-27-26	1-27-26	
Bicarbonate Concentration	**64**	2.0	SM 2320B	1-27-26	1-27-26	

This report pertains to the samples analyzed in accordance with the chain of custody,
and is intended only for the use of the individual or company to whom it is addressed.

Date of Report: February 3, 2026
Samples Submitted: January 22, 2026
Laboratory Reference: 2601-249
Project: AS160423

CARBONATE/BICARBONATE
SM 2320B
QUALITY CONTROL

Matrix: Water
Units: mg CaCO3/L

Analyte	Result	PQL	Method	Date Prepared	Date Analyzed	Flags
METHOD BLANK						
Laboratory ID:	MB0127W1					
Carbonate Alkalinity	**ND**	2.0	SM 2320B	1-27-26	1-27-26	
Bicarbonate Concentration	**ND**	2.0	SM 2320B	1-27-26	1-27-26	

Analyte	Result		Spike Level	Source Result	Percent Recovery	Recovery Limits	RPD	RPD Limit	Flags
DUPLICATE									
Laboratory ID:	01-250-08								
	ORIG	DUP							
Total Alkalinity	**118**	**118**	NA	NA	NA	NA	0	10	
SPIKE BLANK									
Laboratory ID:	SB0127W1								
	SB		SB		SB				
Total Alkalinity	**102**		100	NA	102	81-104	NA	NA	

This report pertains to the samples analyzed in accordance with the chain of custody,
and is intended only for the use of the individual or company to whom it is addressed.

Date of Report: February 3, 2026
Samples Submitted: January 22, 2026
Laboratory Reference: 2601-249
Project: AS160423

NITRATE (as Nitrogen)
EPA 353.2

Matrix: Water
Units: mg/L-N

Analyte	Result	PQL	Method	Date Prepared	Date Analyzed	Flags
Client ID:	**MW-5-260121**					
Laboratory ID:	01-249-01					
Nitrate	**1.9**	0.050	EPA 353.2	1-22-26	1-22-26	
Client ID:	**MW-6-260121**					
Laboratory ID:	01-249-02					
Nitrate	**0.068**	0.050	EPA 353.2	1-22-26	1-22-26	
Client ID:	**MW-7-260121**					
Laboratory ID:	01-249-03					
Nitrate	**0.37**	0.050	EPA 353.2	1-22-26	1-22-26	
Client ID:	**MW-12I-260121**					
Laboratory ID:	01-249-04					
Nitrate	**ND**	0.050	EPA 353.2	1-22-26	1-22-26	
Client ID:	**MW-13D-260121**					
Laboratory ID:	01-249-05					
Nitrate	**ND**	0.050	EPA 353.2	1-22-26	1-22-26	
Client ID:	**MW-14-260121**					
Laboratory ID:	01-249-06					
Nitrate	**0.14**	0.050	EPA 353.2	1-22-26	1-22-26	
Client ID:	**MW-20DD-260121**					
Laboratory ID:	01-249-07					
Nitrate	**0.15**	0.050	EPA 353.2	1-22-26	1-22-26	
Client ID:	**SW-1-260121**					
Laboratory ID:	01-249-08					
Nitrate	**1.9**	0.050	EPA 353.2	1-22-26	1-22-26	
Client ID:	**SW-4-260121**					
Laboratory ID:	01-249-09					
Nitrate	**1.1**	0.050	EPA 353.2	1-22-26	1-22-26	

This report pertains to the samples analyzed in accordance with the chain of custody,
and is intended only for the use of the individual or company to whom it is addressed.

Date of Report: February 3, 2026
Samples Submitted: January 22, 2026
Laboratory Reference: 2601-249
Project: AS160423

NITRATE (as Nitrogen)
EPA 353.2

Matrix: Water
Units: mg/L-N

Analyte	Result	PQL	Method	Date Prepared	Date Analyzed	Flags
Client ID:	**SW-6-260121**					
Laboratory ID:	01-249-10					
Nitrate	**0.13**	0.050	EPA 353.2	1-22-26	1-22-26	
Client ID:	**SW-7-260121**					
Laboratory ID:	01-249-11					
Nitrate	**1.0**	0.050	EPA 353.2	1-22-26	1-22-26	

This report pertains to the samples analyzed in accordance with the chain of custody,
and is intended only for the use of the individual or company to whom it is addressed.

Date of Report: February 3, 2026
Samples Submitted: January 22, 2026
Laboratory Reference: 2601-249
Project: AS160423

NITRATE (as Nitrogen)
EPA 353.2
QUALITY CONTROL

Matrix: Water
Units: mg/L-N

Analyte	Result	PQL	Method	Date Prepared	Date Analyzed	Flags
METHOD BLANK						
Laboratory ID:	MB0122W1					
Nitrate	**ND**	0.050	EPA 353.2	1-22-26	1-22-26	

Analyte	Result	Spike Level	Source Result	Percent Recovery	Recovery Limits	RPD	RPD Limit	Flags
DUPLICATE								
Laboratory ID:	01-233-01							
	ORIG DUP							
Nitrate	**0.678** **0.742**	NA	NA	NA	NA	9	23	
MATRIX SPIKE								
Laboratory ID:	01-233-01							
	MS	MS		MS				
Nitrate	**3.05**	2.00	0.678	119	74-130	NA	NA	
SPIKE BLANK								
Laboratory ID:	SB0122W1							
	SB	SB		SB				
Nitrate	**2.31**	2.00	NA	116	82-128	NA	NA	

This report pertains to the samples analyzed in accordance with the chain of custody,
and is intended only for the use of the individual or company to whom it is addressed.

Date of Report: February 3, 2026
Samples Submitted: January 22, 2026
Laboratory Reference: 2601-249
Project: AS160423

NITRITE (as Nitrogen)
EPA 353.2

Matrix: Water
Units: mg/L-N

Analyte	Result	PQL	Method	Date Prepared	Date Analyzed	Flags
Client ID:	**MW-5-260121**					
Laboratory ID:	01-249-01					
Nitrite	**ND**	0.020	EPA 353.2	1-22-26	1-22-26 16:18	
Client ID:	**MW-6-260121**					
Laboratory ID:	01-249-02					
Nitrite	**0.038**	0.020	EPA 353.2	1-22-26	1-22-26 16:20	
Client ID:	**MW-7-260121**					
Laboratory ID:	01-249-03					
Nitrite	**ND**	0.020	EPA 353.2	1-22-26	1-22-26 16:21	
Client ID:	**MW-12I-260121**					
Laboratory ID:	01-249-04					
Nitrite	**ND**	0.020	EPA 353.2	1-22-26	1-22-26 16:21	
Client ID:	**MW-13D-260121**					
Laboratory ID:	01-249-05					
Nitrite	**ND**	0.020	EPA 353.2	1-22-26	1-22-26 16:22	
Client ID:	**MW-14-260121**					
Laboratory ID:	01-249-06					
Nitrite	**ND**	0.020	EPA 353.2	1-22-26	1-22-26 16:23	
Client ID:	**MW-20DD-260121**					
Laboratory ID:	01-249-07					
Nitrite	**ND**	0.020	EPA 353.2	1-22-26	1-22-26 16:35	
Client ID:	**SW-1-260121**					
Laboratory ID:	01-249-08					
Nitrite	**ND**	0.020	EPA 353.2	1-22-26	1-22-26 16:36	
Client ID:	**SW-4-260121**					
Laboratory ID:	01-249-09					
Nitrite	**ND**	0.020	EPA 353.2	1-22-26	1-22-26 16:36	

This report pertains to the samples analyzed in accordance with the chain of custody,
and is intended only for the use of the individual or company to whom it is addressed.

Date of Report: February 3, 2026
Samples Submitted: January 22, 2026
Laboratory Reference: 2601-249
Project: AS160423

NITRITE (as Nitrogen)
EPA 353.2

Matrix: Water
Units: mg/L-N

Analyte	Result	PQL	Method	Date Prepared	Date Analyzed	Flags
Client ID:	**SW-6-260121**					
Laboratory ID:	01-249-10					
Nitrite	**ND**	0.020	EPA 353.2	1-22-26	1-22-26 16:37	
Client ID:	**SW-7-260121**					
Laboratory ID:	01-249-11					
Nitrite	**ND**	0.020	EPA 353.2	1-22-26	1-22-26 16:38	

This report pertains to the samples analyzed in accordance with the chain of custody,
and is intended only for the use of the individual or company to whom it is addressed.

Date of Report: February 3, 2026
Samples Submitted: January 22, 2026
Laboratory Reference: 2601-249
Project: AS160423

NITRITE (as Nitrogen)
EPA 353.2
QUALITY CONTROL

Matrix: Water
Units: mg/L-N

Analyte	Result	PQL	Method	Date Prepared	Date Analyzed	Flags
METHOD BLANK						
Laboratory ID:	MB0122W1					
Nitrite	**ND**	0.020	EPA 353.2	1-22-26	1-22-26	

Analyte	Result	Spike Level	Source Result	Percent Recovery	Recovery Limits	RPD	RPD Limit	Flags
DUPLICATE								
Laboratory ID:	01-249-01							
	ORIG DUP							
Nitrite	**ND** **ND**	NA	NA	NA	NA	NA	11	
MATRIX SPIKE								
Laboratory ID:	01-249-01							
	MS	MS		MS				
Nitrite	**0.286**	0.250	ND	114	71-129	NA	NA	
SPIKE BLANK								
Laboratory ID:	SB0122W1							
	SB	SB		SB				
Nitrite	**0.291**	0.250	NA	116	79-123	NA	NA	

This report pertains to the samples analyzed in accordance with the chain of custody,
and is intended only for the use of the individual or company to whom it is addressed.

Date of Report: February 3, 2026
Samples Submitted: January 22, 2026
Laboratory Reference: 2601-249
Project: AS160423

CHLORIDE
SM 4500-Cl E

Matrix: Water
Units: mg/L

Analyte	Result	PQL	Method	Date Prepared	Date Analyzed	Flags
Client ID:	**MW-5-260121**					
Laboratory ID:	01-249-01					
Chloride	**3.1**	2.0	SM 4500-Cl E	1-26-26	1-26-26	
Client ID:	**MW-6-260121**					
Laboratory ID:	01-249-02					
Chloride	**3.3**	2.0	SM 4500-Cl E	1-26-26	1-26-26	
Client ID:	**MW-7-260121**					
Laboratory ID:	01-249-03					
Chloride	**ND**	2.0	SM 4500-Cl E	1-26-26	1-26-26	
Client ID:	**MW-12I-260121**					
Laboratory ID:	01-249-04					
Chloride	**8.4**	2.0	SM 4500-Cl E	1-26-26	1-26-26	
Client ID:	**MW-13D-260121**					
Laboratory ID:	01-249-05					
Chloride	**4.8**	2.0	SM 4500-Cl E	1-26-26	1-26-26	
Client ID:	**MW-14-260121**					
Laboratory ID:	01-249-06					
Chloride	**2.4**	2.0	SM 4500-Cl E	1-26-26	1-26-26	
Client ID:	**MW-20DD-260121**					
Laboratory ID:	01-249-07					
Chloride	**4.4**	2.0	SM 4500-Cl E	1-26-26	1-26-26	
Client ID:	**SW-1-260121**					
Laboratory ID:	01-249-08					
Chloride	**5.5**	2.0	SM 4500-Cl E	1-26-26	1-26-26	
Client ID:	**SW-4-260121**					
Laboratory ID:	01-249-09					
Chloride	**10**	2.0	SM 4500-Cl E	1-26-26	1-26-26	

This report pertains to the samples analyzed in accordance with the chain of custody, and is intended only for the use of the individual or company to whom it is addressed.

Date of Report: February 3, 2026
Samples Submitted: January 22, 2026
Laboratory Reference: 2601-249
Project: AS160423

CHLORIDE
SM 4500-Cl E

Matrix: Water
Units: mg/L

Analyte	Result	PQL	Method	Date Prepared	Date Analyzed	Flags
Client ID:	**SW-6-260121**					
Laboratory ID:	01-249-10					
Chloride	**4.3**	2.0	SM 4500-Cl E	1-26-26	1-26-26	
Client ID:	**SW-7-260121**					
Laboratory ID:	01-249-11					
Chloride	**3.8**	2.0	SM 4500-Cl E	1-26-26	1-26-26	

This report pertains to the samples analyzed in accordance with the chain of custody,
and is intended only for the use of the individual or company to whom it is addressed.

Date of Report: February 3, 2026
Samples Submitted: January 22, 2026
Laboratory Reference: 2601-249
Project: AS160423

CHLORIDE
SM 4500-Cl E
QUALITY CONTROL

Matrix: Water
Units: mg/L

Analyte	Result	PQL	Method	Date Prepared	Date Analyzed	Flags
METHOD BLANK						
Laboratory ID:	MB0126W1					
Chloride	**ND**	2.0	SM 4500-Cl E	1-26-26	1-26-26	

Analyte	Result		Spike Level		Source Result	Percent Recovery		Recovery Limits	RPD	RPD Limit	Flags
DUPLICATE											
Laboratory ID:	01-249-01										
	ORIG	DUP									
Chloride	**3.13**	**3.49**	NA		NA	NA		NA	11	15	
MATRIX SPIKES											
Laboratory ID:	01-249-01										
	MS	MSD	MS	MSD		MS	MSD				
Chloride	**52.8**	**53.0**	50.0	50.0	3.13	99	100	79-131	0	20	
SPIKE BLANK											
Laboratory ID:	SB0126W1										
	SB		SB			SB					
Chloride	**50.7**		50.0		NA	101		82-123	NA	NA	

This report pertains to the samples analyzed in accordance with the chain of custody,
and is intended only for the use of the individual or company to whom it is addressed.

Date of Report: February 3, 2026
Samples Submitted: January 22, 2026
Laboratory Reference: 2601-249
Project: AS160423

SULFATE
ASTM D516-16

Matrix: Water
Units: mg/L

Analyte	Result	PQL	Method	Date Prepared	Date Analyzed	Flags
Client ID:	**MW-5-260121**					
Laboratory ID:	01-249-01					
Sulfate	**5.1**	5.0	ASTM D516-16	1-28-26	1-28-26	
Client ID:	**MW-6-260121**					
Laboratory ID:	01-249-02					
Sulfate	**12**	5.0	ASTM D516-16	1-28-26	1-28-26	
Client ID:	**MW-7-260121**					
Laboratory ID:	01-249-03					
Sulfate	**ND**	5.0	ASTM D516-16	1-28-26	1-28-26	
Client ID:	**MW-12I-260121**					
Laboratory ID:	01-249-04					
Sulfate	**12**	5.0	ASTM D516-16	1-28-26	1-28-26	
Client ID:	**MW-13D-260121**					
Laboratory ID:	01-249-05					
Sulfate	**14**	5.0	ASTM D516-16	1-28-26	1-28-26	
Client ID:	**MW-14-260121**					
Laboratory ID:	01-249-06					
Sulfate	**6.3**	5.0	ASTM D516-16	1-28-26	1-28-26	
Client ID:	**MW-20DD-260121**					
Laboratory ID:	01-249-07					
Sulfate	**6.1**	5.0	ASTM D516-16	1-28-26	1-28-26	
Client ID:	**SW-1-260121**					
Laboratory ID:	01-249-08					
Sulfate	**6.1**	5.0	ASTM D516-16	1-28-26	1-28-26	
Client ID:	**SW-4-260121**					
Laboratory ID:	01-249-09					
Sulfate	**24**	5.0	ASTM D516-16	1-28-26	1-28-26	

This report pertains to the samples analyzed in accordance with the chain of custody,
and is intended only for the use of the individual or company to whom it is addressed.

Date of Report: February 3, 2026
Samples Submitted: January 22, 2026
Laboratory Reference: 2601-249
Project: AS160423

SULFATE
ASTM D516-16

Matrix: Water
Units: mg/L

Analyte	Result	PQL	Method	Date Prepared	Date Analyzed	Flags
Client ID:	**SW-6-260121**					
Laboratory ID:	01-249-10					
Sulfate	**ND**	5.0	ASTM D516-16	1-28-26	1-28-26	
Client ID:	**SW-7-260121**					
Laboratory ID:	01-249-11					
Sulfate	**9.0**	5.0	ASTM D516-16	1-28-26	1-28-26	

This report pertains to the samples analyzed in accordance with the chain of custody,
and is intended only for the use of the individual or company to whom it is addressed.

Date of Report: February 3, 2026
Samples Submitted: January 22, 2026
Laboratory Reference: 2601-249
Project: AS160423

SULFATE
ASTM D516-16
QUALITY CONTROL

Matrix: Water
Units: mg/L

Analyte	Result	PQL	Method	Date Prepared	Date Analyzed	Flags
METHOD BLANK						
Laboratory ID:	MB0128W1					
Sulfate	**ND**	5.0	ASTM D516-16	1-28-26	1-28-26	

Analyte	Result	Spike Level	Source Result	Percent Recovery	Recovery Limits	RPD	RPD Limit	Flags
DUPLICATE								
Laboratory ID:	01-238-01							
	ORIG DUP							
Sulfate	**ND** **ND**	NA	NA	NA	NA	NA	11	
MATRIX SPIKE								
Laboratory ID:	01-238-01							
	MS	MS		MS				
Sulfate	**10.4**	10.0	ND	104	70-131	NA	NA	
SPIKE BLANK								
Laboratory ID:	SB0128W1							
	SB	SB		SB				
Sulfate	**9.61**	10.0	NA	96	83-113	NA	NA	

This report pertains to the samples analyzed in accordance with the chain of custody,
and is intended only for the use of the individual or company to whom it is addressed.

Date of Report: February 3, 2026
Samples Submitted: January 22, 2026
Laboratory Reference: 2601-249
Project: AS160423

TOTAL ORGANIC CARBON
SM 5310B

Matrix: Water
Units: mg/L

Analyte	Result	PQL	Method	Date Prepared	Date Analyzed	Flags
Client ID:	**MW-5-260121**					
Laboratory ID:	01-249-01					
Total Organic Carbon	**ND**	1.0	SM 5310B	1-22-26	1-22-26	
Client ID:	**MW-6-260121**					
Laboratory ID:	01-249-02					
Total Organic Carbon	**ND**	1.0	SM 5310B	1-22-26	1-22-26	
Client ID:	**MW-7-260121**					
Laboratory ID:	01-249-03					
Total Organic Carbon	**1.6**	1.0	SM 5310B	1-22-26	1-23-26	
Client ID:	**MW-12I-260121**					
Laboratory ID:	01-249-04					
Total Organic Carbon	**2.1**	1.0	SM 5310B	1-22-26	1-23-26	
Client ID:	**MW-13D-260121**					
Laboratory ID:	01-249-05					
Total Organic Carbon	**ND**	1.0	SM 5310B	1-22-26	1-23-26	
Client ID:	**MW-14-260121**					
Laboratory ID:	01-249-06					
Total Organic Carbon	**2.1**	1.0	SM 5310B	1-22-26	1-23-26	
Client ID:	**MW-20DD-260121**					
Laboratory ID:	01-249-07					
Total Organic Carbon	**2.1**	1.0	SM 5310B	1-22-26	1-23-26	
Client ID:	**SW-1-260121**					
Laboratory ID:	01-249-08					
Total Organic Carbon	**1.9**	1.0	SM 5310B	1-22-26	1-23-26	
Client ID:	**SW-4-260121**					
Laboratory ID:	01-249-09					
Total Organic Carbon	**8.0**	1.0	SM 5310B	1-22-26	1-23-26	

This report pertains to the samples analyzed in accordance with the chain of custody,
and is intended only for the use of the individual or company to whom it is addressed.

Date of Report: February 3, 2026
Samples Submitted: January 22, 2026
Laboratory Reference: 2601-249
Project: AS160423

TOTAL ORGANIC CARBON
SM 5310B

Matrix: Water
Units: mg/L

Analyte	Result	PQL	Method	Date Prepared	Date Analyzed	Flags
Client ID:	**SW-6-260121**					
Laboratory ID:	01-249-10					
Total Organic Carbon	**19**	1.0	SM 5310B	1-22-26	1-23-26	
Client ID:	**SW-7-260121**					
Laboratory ID:	01-249-11					
Total Organic Carbon	**8.4**	1.0	SM 5310B	1-22-26	1-23-26	

This report pertains to the samples analyzed in accordance with the chain of custody,
and is intended only for the use of the individual or company to whom it is addressed.

Date of Report: February 3, 2026
Samples Submitted: January 22, 2026
Laboratory Reference: 2601-249
Project: AS160423

TOTAL ORGANIC CARBON
SM 5310B
QUALITY CONTROL

Matrix: Water
Units: mg/L

Analyte	Result	PQL	Method	Date Prepared	Date Analyzed	Flags
METHOD BLANK						
Laboratory ID:	MB0122W1					
Total Organic Carbon	**ND**	1.0	SM 5310B	1-22-26	1-22-26	

Analyte	Result		Spike Level		Source Result	Percent Recovery		Recovery Limits	RPD	RPD Limit	Flags
DUPLICATE											
Laboratory ID:	01-217-20										
	ORIG	DUP									
Total Organic Carbon	**12.4**	**12.4**	NA		NA	NA		NA	0	10	
MATRIX SPIKES											
Laboratory ID:	01-217-20										
	MS	MSD	MS	MSD		MS	MSD				
Total Organic Carbon	**21.9**	**23.0**	10.0	10.0	12.4	95	106	70-136	5	20	
SPIKE BLANK											
Laboratory ID:	SB0122W1										
	SB		SB			SB					
Total Organic Carbon	**10.4**		10.0		NA	104		83-130	NA	NA	

This report pertains to the samples analyzed in accordance with the chain of custody,
and is intended only for the use of the individual or company to whom it is addressed.

Date of Report: February 3, 2026
Samples Submitted: January 22, 2026
Laboratory Reference: 2601-249
Project: AS160423

AMMONIA (as Nitrogen)
SM 4500-NH_3 D

Matrix: Water
Units: mg/L

Analyte	Result	PQL	Method	Date Prepared	Date Analyzed	Flags
Client ID:	**MW-5-260121**					
Laboratory ID:	01-249-01					
Ammonia	**ND**	0.053	SM 4500-NH3 D	1-23-26	1-23-26	
Client ID:	**MW-6-260121**					
Laboratory ID:	01-249-02					
Ammonia	**ND**	0.053	SM 4500-NH3 D	1-23-26	1-23-26	
Client ID:	**MW-7-260121**					
Laboratory ID:	01-249-03					
Ammonia	**ND**	0.053	SM 4500-NH3 D	1-23-26	1-23-26	
Client ID:	**MW-12I-260121**					
Laboratory ID:	01-249-04					
Ammonia	**ND**	0.053	SM 4500-NH3 D	1-23-26	1-23-26	
Client ID:	**MW-13D-260121**					
Laboratory ID:	01-249-05					
Ammonia	**ND**	0.053	SM 4500-NH3 D	1-23-26	1-23-26	
Client ID:	**MW-14-260121**					
Laboratory ID:	01-249-06					
Ammonia	**ND**	0.053	SM 4500-NH3 D	1-23-26	1-23-26	
Client ID:	**MW-20DD-260121**					
Laboratory ID:	01-249-07					
Ammonia	**ND**	0.053	SM 4500-NH3 D	1-23-26	1-23-26	
Client ID:	**SW-1-260121**					
Laboratory ID:	01-249-08					
Ammonia	**ND**	0.053	SM 4500-NH3 D	1-23-26	1-23-26	
Client ID:	**SW-4-260121**					
Laboratory ID:	01-249-09					
Ammonia	**ND**	0.053	SM 4500-NH3 D	1-23-26	1-23-26	

This report pertains to the samples analyzed in accordance with the chain of custody, and is intended only for the use of the individual or company to whom it is addressed.

Date of Report: February 3, 2026
Samples Submitted: January 22, 2026
Laboratory Reference: 2601-249
Project: AS160423

AMMONIA (as Nitrogen)
SM 4500-NH_3 D

Matrix: Water
Units: mg/L

Analyte	Result	PQL	Method	Date Prepared	Date Analyzed	Flags
Client ID:	**SW-6-260121**					
Laboratory ID:	01-249-10					
Ammonia	**ND**	0.053	SM 4500-NH3 D	1-23-26	1-23-26	
Client ID:	**SW-7-260121**					
Laboratory ID:	01-249-11					
Ammonia	**ND**	0.053	SM 4500-NH3 D	1-23-26	1-23-26	

This report pertains to the samples analyzed in accordance with the chain of custody,
and is intended only for the use of the individual or company to whom it is addressed.

Date of Report: February 3, 2026
Samples Submitted: January 22, 2026
Laboratory Reference: 2601-249
Project: AS160423

AMMONIA (as Nitrogen)
SM 4500-NH_3 D
QUALITY CONTROL

Matrix: Water
Units: mg/L

Analyte	Result	PQL	Method	Date Prepared	Date Analyzed	Flags
METHOD BLANK						
Laboratory ID:	MB0123W2					
Ammonia	**ND**	0.053	SM 4500-NH3 D	1-23-26	1-23-26	

Analyte	Result		Spike Level		Source Result	Percent Recovery		Recovery Limits	RPD	RPD Limit	Flags
DUPLICATE											
Laboratory ID:	01-249-01										
	ORIG	DUP									
Ammonia	**ND**	**ND**	NA		NA	NA		NA	NA	21	
MATRIX SPIKES											
Laboratory ID:	01-249-01										
	MS	MSD	MS	MSD		MS	MSD				
Ammonia	**4.36**	**4.48**	5.00	5.00	ND	87	90	76-114	3	20	
SPIKE BLANK											
Laboratory ID:	SB0123W2										
	SB		SB			SB					
Ammonia	**4.65**		5.00		NA	93		81-110	NA	NA	

This report pertains to the samples analyzed in accordance with the chain of custody, and is intended only for the use of the individual or company to whom it is addressed.

Date of Report: February 3, 2026
Samples Submitted: January 22, 2026
Laboratory Reference: 2601-249
Project: AS160423

DISSOLVED ORTHOPHOSPHATE
EPA 365.1

Matrix: Water
Units: mg/L

Analyte	Result	PQL	Method	Date Prepared	Date Analyzed	Flags
Client ID:	**MW-5-260121**					
Laboratory ID:	01-249-01					
Dissolved Orthophosphate	**0.019**	0.012	EPA 365.1	1-22-26	1-22-26 15:49	
Client ID:	**MW-6-260121**					
Laboratory ID:	01-249-02					
Dissolved Orthophosphate	**0.022**	0.012	EPA 365.1	1-22-26	1-22-26 15:50	
Client ID:	**MW-7-260121**					
Laboratory ID:	01-249-03					
Dissolved Orthophosphate	**0.045**	0.012	EPA 365.1	1-22-26	1-22-26 15:52	
Client ID:	**MW-12I-260121**					
Laboratory ID:	01-249-04					
Dissolved Orthophosphate	**0.027**	0.012	EPA 365.1	1-22-26	1-22-26 15:53	
Client ID:	**MW-13D-260121**					
Laboratory ID:	01-249-05					
Dissolved Orthophosphate	**0.063**	0.012	EPA 365.1	1-22-26	1-22-26 15:53	
Client ID:	**MW-14-260121**					
Laboratory ID:	01-249-06					
Dissolved Orthophosphate	**0.11**	0.012	EPA 365.1	1-22-26	1-22-26 15:54	
Client ID:	**MW-20DD-260121**					
Laboratory ID:	01-249-07					
Dissolved Orthophosphate	**0.10**	0.012	EPA 365.1	1-22-26	1-22-26 15:55	
Client ID:	**SW-1-260121**					
Laboratory ID:	01-249-08					
Dissolved Orthophosphate	**0.018**	0.012	EPA 365.1	1-22-26	1-22-26 15:56	
Client ID:	**SW-4-260121**					
Laboratory ID:	01-249-09					
Dissolved Orthophosphate	**ND**	0.012	EPA 365.1	1-22-26	1-22-26 15:57	

This report pertains to the samples analyzed in accordance with the chain of custody,
and is intended only for the use of the individual or company to whom it is addressed.

Date of Report: February 3, 2026
Samples Submitted: January 22, 2026
Laboratory Reference: 2601-249
Project: AS160423

DISSOLVED ORTHOPHOSPHATE
EPA 365.1

Matrix: Water
Units: mg/L

Analyte	Result	PQL	Method	Date Prepared	Date Analyzed	Flags
Client ID:	**SW-6-260121**					
Laboratory ID:	01-249-10					
Dissolved Orthophosphate	**ND**	0.012	EPA 365.1	1-22-26	1-22-26 15:57	
Client ID:	**SW-7-260121**					
Laboratory ID:	01-249-11					
Dissolved Orthophosphate	**0.045**	0.012	EPA 365.1	1-22-26	1-22-26 16:00	

This report pertains to the samples analyzed in accordance with the chain of custody,
and is intended only for the use of the individual or company to whom it is addressed.

Date of Report: February 3, 2026
Samples Submitted: January 22, 2026
Laboratory Reference: 2601-249
Project: AS160423

DISSOLVED ORTHOPHOSPHATE
EPA 365.1
QUALITY CONTROL

Matrix: Water
Units: mg/L

Analyte	Result	PQL	Method	Date Prepared	Date Analyzed	Flags
METHOD BLANK						
Laboratory ID:	MB0122W1					
Dissolved Orthophosphate	**ND**	0.012	EPA 365.1	1-22-26	1-22-26	

Analyte	Result		Spike Level	Source Result	Percent Recovery	Recovery Limits	RPD	RPD Limit	Flags
DUPLICATE									
Laboratory ID:	01-238-01								
	ORIG	DUP							
Dissolved Orthophosphate	**ND**	**ND**	NA	NA	NA	NA	NA	18	
MATRIX SPIKE									
Laboratory ID:	01-238-01								
	MS		MS		MS				
Dissolved Orthophosphate	**0.236**		0.250	ND	94	81-112	NA	NA	
SPIKE BLANK									
Laboratory ID:	SB0122W1								
	SB		SB		SB				
Dissolved Orthophosphate	**0.226**		0.250	NA	90	78-110	NA	NA	

This report pertains to the samples analyzed in accordance with the chain of custody,
and is intended only for the use of the individual or company to whom it is addressed.

OnSite Environmental Inc.

Data Qualifiers and Abbreviations

A - Due to a high sample concentration, the amount spiked is insufficient for meaningful MS/MSD recovery data.

B - The analyte indicated was also found in the blank sample.

C - The duplicate RPD is outside control limits due to high result variability when analyte concentrations are within five times the quantitation limit.

E - The value reported exceeds the quantitation range and is an estimate.

F - Surrogate recovery data is not available due to the high concentration of coeluting target compounds.

H - The analyte indicated is a common laboratory solvent and may have been introduced during sample preparation, and be impacting the sample result.

I - Compound recovery is outside of the control limits.

J - The value reported was below the practical quantitation limit. The value is an estimate.

K - Sample duplicate RPD is outside control limits due to sample inhomogeneity. The sample was re-extracted and re-analyzed with similar results.

L - The RPD is outside of the control limits.

M - Hydrocarbons in the gasoline range are impacting the diesel range result.

M1 - Hydrocarbons in the gasoline range (toluene-naphthalene) are present in the sample.

N - Hydrocarbons in the lube oil range are impacting the diesel range result.

N1 - Hydrocarbons in diesel range are impacting lube oil range results.

O - Hydrocarbons indicative of heavier fuels are present in the sample and are impacting the gasoline result.

P - The RPD of the detected concentrations between the two columns is greater than 40.

Q - Surrogate recovery is outside of the control limits.

S - Surrogate recovery data is not available due to the necessary dilution of the sample.

T - The sample chromatogram is not similar to a typical _____.

U - The analyte was analyzed for, but was not detected above the reported sample quantitation limit.

U1 - The practical quantitation limit is elevated due to interferences present in the sample.

V - Matrix Spike/Matrix Spike Duplicate recoveries are outside control limits due to matrix effects.

W - Matrix Spike/Matrix Spike Duplicate RPD are outside control limits due to matrix effects.

X - Sample extract treated with a mercury cleanup procedure.

X1 - Sample extract treated with a sulfuric acid/silica gel cleanup procedure.

X2 - Sample extract treated with a silica gel cleanup procedure.

Y - The calibration verification for this analyte exceeded the 20% drift specified in methods 8260 & 8270, and therefore the reported result should be considered an estimate. The overall performance of the calibration verification standard met the acceptance criteria of the method.

Y1 - Negative effects of the matrix from this sample on the instrument caused values for this analyte in the bracketing continuing calibration verification standard (CCVs) to be outside of 20% acceptance criteria. Because of this, quantitation limits and sample concentrations should be considered estimates.

Z -

ND - Not Detected at PQL
PQL - Practical Quantitation Limit
RPD - Relative Percent Difference

This report pertains to the samples analyzed in accordance with the chain of custody, and is intended only for the use of the individual or company to whom it is addressed.

Emails: Jasmin.Toro@Geosyntec.com
Carmen.Tappero@Geosyntec.com

Chain of Custody

OnSite Environmental Inc.
14648 NE 95th Street • Redmond, WA 98052
Phone: (425) 883-3881 • www.onsite-env.com

Company: Geosyntec Consultants
Project Number: AS160423
Project Name: Hasnville Landfill
Project Manager: Jasmin Toro/Carmen Tappero/Peter Bannister
Sampled by: Favour Epuna + Jacob Raville

Turnaround Request (in working days)
(Check One)
☐ Same Day ☐ 1 Day
☐ 2 Days ☐ 3 Days
☒ Standard (7 Days)
(TPH analysis 5 Days)
☐ _____ (other)

Laboratory Number: 01-249

Orthophosphate (has been Field Filtered in separate bottle) By EPA 365.1

Lab ID	Sample Identification	Date Sampled	Time Sampled	Matrix	Number of Containers	NWTPH-HCID	NWTPH-Gx/BTEX	NWTPH-Gx	NWTPH-Dx	Volatiles 8260B	Halogenated Volatiles 8260B	Semivolatiles 8270D/SIM (with low-level PAHs)	PAHs 8270D/SIM (low-level)	PCBs 8082	Organochlorine Pesticides 8081A	Organophosphorus Pesticides 8270D/SIM	Chlorinated Acid Herbicides 8151A	Total RCRA / MTCA Metals (circle one)	TCLP Metals	HEM (oil and grease) 1664	VOCs by 8260 SIM. *	Dissolved Mn and Dissolved As.**	Alkalinity, Carbonate, Bicarb***	Nitrite, Nitrate, chloride. sulfate ****	TOC by SM5310B	Amonia SM 4500-NH3	%-Moisture
1	MW-5- 260121	1/21/26	1040	W	9																X	X	X	X	X	X	X
2	MW-6- 260121		1630																								
3	MW-7- 260121		0935																								
4	MW-12I- 260121		1125																								
5	MW-13D- 260121		1305																								
6	MW-14- 260121		1512																								
7	MW-20DD- 260121		1010																								
8	SW-1- 260121		1110																								
9	SW-4- 260121		1200																								
10	SW-6- 260121		1245																								

	Signature	Company	Date	Time
Relinquished		Geosyntec/Aspect	1/22/26	1133
Received	Van	Spdy	1/22/26	1133
Relinquished	Van	Spdy	1/22/26	1225
Received	Christian Prell	OSE	1/22/26	1225
Relinquished				
Received				
Reviewed/Date		Reviewed/Date		

Comments/Special Instructions

*VOCs (the 47 VOCs requested) with detection limit of 0.02 ug/L for Vinyl chloride. VC by SIM.
** Dissolved Mn and As: Your normal methods (I believe is EPA 200.8). This has been Field filtered.
***Alkalinity, Carbonate, Bicarbonate. Your normal method (I believe is SM2320). No headspace.
****Nitrate, Nitrite, Chloride, Sulfate: your normal methods (I believe is EPA 353.2 for Nitrate/Nitrite, SM 4500-CL-E for Chloride, and ASTM-D-516-11 for Sulfate)

Chromatograms with final report ☐

Data Package: Level III ☐ Level IV ☐ Electronic Data Deliverables (EDDs) ☐ _____

Chain of Custody

OnSite Environmental Inc.
14648 NE 95th Street • Redmond, WA 98052
Phone: (425) 883-3881 • www.onsite-env.com

Company: Geosyntec Consultalnts
Project Number: AS160423
Project Name: Hansville Landfill
Project Manager: Jasmin Toro/Carmen Tappero/Peter Bannister
Sampled by:

Turnaround Request (in working days)
(Check One)
☐ Same Day ☐ 1 Day
☐ 2 Days ☐ 3 Days
■ Standard (7 Days) (TPH analysis 5 Days)
☐ _____ (other)

Laboratory Number: 01-249

Orthophosphate (has been Field Filtered in separate bottle) By EPA 365.1

Lab ID	Sample Identification	Date Sampled	Time Sampled	Matrix	Number of Containers	NWTPH-HCID	NWTPH-Gx/BTEX	NWTPH-Gx	NWTPH-Dx	Volatiles 8260B	Halogenated Volatiles 8260B	Semivolatiles 8270D/SIM (with low-level PAHs)	PAHs 8270D/SIM (low-level)	PCBs 8082	Organochlorine Pesticides 8081A	Organophosphorus Pesticides 8270D/SIM	Chlorinated Acid Herbicides 8151A	Total RCRA / MTCA Metals (circle one)	TCLP Metals	HEM (oil and grease) 1664	VOCs by 8260 SIM. *	Dissolved Mn and Dissolved As.**	Alkalinity, Carbonate, Bicarb***	Nitrite, Nitrate, chloride sulfate ****	TOC by SM5310B	Amonia SM 4500-NH3	%-Moisture
11	SW-7- 260121	1/21/26	1345	W	9																X	X	X	X	X	X	X
12	Trip Blanks	—	—	—	6																X						

	Signature	Company	Date	Time
Relinquished		Geosyntec/Aspect	1/22/26	1133
Received	Van	Spdy	1/22/26	1133
Relinquished	Van	Spdy	1/22/26	1225
Received	Chelsea Prell	OSE	1/22/26	1225
Relinquished				
Received				
Reviewed/Date		Reviewed/Date		

Comments/Special Instructions

*VOCs (the 47 VOCs requested) with detection limit of 0.02 ug/L for Vinyl chloride. VC by SIM.
** Dissolved Mn and As: Your normal methods (I believe is EPA 200.8). This has been Field filtered.
***Alkalinity, Carbonate, Bicarbonate. Your normal method (I believe is SM2320). No headspace.
****Nitrate, Nitrite, Chloride, Sulfate: your normal methods (I believe is EPA 353.2 for Nitrate/Nitrite, SM 4500-CL-E for Chloride, and ASTM-D-516-11 for Sulfate)

Chromatograms with final report ☐

Data Package: Level III ☐ Level IV ☐ Electronic Data Deliverables (EDDs) ☐ _____

Sample/Cooler Receipt and Acceptance Checklist

Client: GSY

Client Project Name/Number: AS1660423

OnSite Project Number: 01-249

Initiated by: kp

Date Initiated: 1/22/2026

1.0 Cooler Verification

1.1 Were there custody seals on the outside of the cooler?	Yes	(No)	N/A		
1.2 Were the custody seals intact?	Yes	No	(N/A)		
1.3 Were the custody seals signed and dated by last custodian?	Yes	No	(N/A)		
1.4 Were the samples delivered on ice or blue ice?	(Yes)	No	N/A		
1.5 Were samples received between 0-6 degrees Celsius?	(Yes)	No	N/A	Temperature:	1.7°C, 1.2°C
1.6 Have shipping bills (if any) been attached to the back of this form?	Yes	(N/A)			
1.7 How were the samples delivered?	(Client)	Courier	UPS/FedEx	OSE Pickup	Other

2.0 Chain of Custody Verification

2.1 Was a Chain of Custody submitted with the samples?	(Yes)	No	
2.2 Was the COC legible and written in permanent ink?	(Yes)	No	
2.3 Have samples been relinquished and accepted by each custodian?	(Yes)	No	
2.4 Did the sample labels (ID, date, time, preservative) agree with COC?	(Yes)	No	
2.5 Were all of the samples listed on the COC submitted?	(Yes)	No	
2.6 Were any of the samples submitted omitted from the COC?	Yes	(No)	

3.0 Sample Verification

3.1 Were any sample containers broken or compromised?	Yes	(No)		
3.2 Were any sample labels missing or illegible?	Yes	(No)		
3.3 Have the correct containers been used for each analysis requested?	(Yes)	No		
3.4 Have the samples been correctly preserved?	(Yes)	No	N/A	
3.5 Are volatiles samples free from headspace and bubbles greater than 6mm?	(Yes)	No	N/A	
3.6 Is there sufficient sample submitted to perform requested analyses?	(Yes)	No		
3.7 Have any holding times already expired or will expire in 24 hours?	(Yes)	No		
3.8 Was method 5035A used?	Yes	No	(N/A)	
3.9 If 5035A was used, which sampling option was used (#1 or #2).	#		(N/A)	

5035 is for Soil. #1 is for pre-weighed, unpreserved VOAs. #2 is for pre-weighed VOAs preserved with Sodium Bisulfate and/or Methanol

Explain any discrepancies:

3.7) OP, Nitrate + Nitrite expire < 24 hours

1 - Discuss issue in Case Narrative

2 - Process Sample As-is

3 - Client contacted to discuss problem

4 - Sample cannot be analyzed or client does not wish to proceed