TestAmerica
ANALYTICAL TESTING CORPORATION

SEATTLE, WA 11720 NORTH CREEK PKWY N, SUITE 400
BOTHELL, WA 98011-8244
PH: (425) 420.9200 FAX: (425) 420.9210

July 10, 2006

Dee Gardner
Sound Environmental Strategies
2400 Airport Way South, Suite 200
Seattle, WA/USA 98134-2020

RE: Time Oil #01-600 - Seattle Terminal

Enclosed are the results of analyses for samples received by the laboratory on 06/21/06 08:00. The following list is a summary of the Work Orders contained in this report, generated on 07/10/06 17:06.

If you have any questions concerning this report, please feel free to contact me.

Work Order	Project	ProjectNumber
BPF0564	Time Oil #01-600 - Seattle Ter	0440-004-04

Kate Haney, Project Manager

The results in this report apply to the samples analyzed in accordance with the chain of custody document. This analytical report must be reproduced in its entirety.

TestAmerica
ANALYTICAL TESTING CORPORATION

SEATTLE, WA 11720 NORTH CREEK PKWY N, SUITE 400
BOTHELL, WA 98011-8244
PH: (425) 420.9200 FAX: (425) 420.9210

Sound Environmental Strategies	Project Name:	**Time Oil #01-600 - Seattle Terminal**	
2400 Airport Way South, Suite 200	Project Number:	0440-004-04	Report Created:
Seattle, WA/USA 98134-2020	Project Manager:	Dee Gardner	07/10/06 17:06

ANALYTICAL REPORT FOR SAMPLES

Sample ID	Laboratory ID	Matrix	Date Sampled	Date Received
01-MW-06-20060620	BPF0564-01	Water	06/20/06 13:45	06/21/06 08:00
01-MW-07-20060620	BPF0564-02	Water	06/20/06 14:50	06/21/06 08:00
01-MW-08-20060620	BPF0564-03	Water	06/20/06 14:43	06/21/06 08:00
01-MW-15-20060620	BPF0564-04	Water	06/20/06 13:40	06/21/06 08:00
01-MW-18-20060620	BPF0564-05	Water	06/20/06 15:40	06/21/06 08:00
01-MW-19-20060620	BPF0564-06	Water	06/20/06 15:40	06/21/06 08:00
01-MW-20-20060620	BPF0564-07	Water	06/20/06 16:35	06/21/06 08:00
02-MW-01-20060620	BPF0564-08	Water	06/20/06 10:40	06/21/06 08:00
02-MW-02-20060620	BPF0564-09	Water	06/20/06 09:55	06/21/06 08:00
02-MW-03-20060620	BPF0564-10	Water	06/20/06 11:32	06/21/06 08:00
02-MW-04-20060620	BPF0564-11	Water	06/20/06 12:19	06/21/06 08:00
02-MW-06-20060620	BPF0564-12	Water	06/20/06 11:20	06/21/06 08:00
02-MW-07-20060620	BPF0564-13	Water	06/20/06 10:52	06/21/06 08:00
02-MW-97-20060620	BPF0564-14	Water	06/20/06 12:34	06/21/06 08:00
Trip Blank	BPF0564-15	Water	06/19/06 08:00	06/21/06 08:00

TestAmerica - Seattle, WA

Kate Haney, Project Manager

The results in this report apply to the samples analyzed in accordance with the chain of custody document. This analytical report must be reproduced in its entirety.

TestAmerica
ANALYTICAL TESTING CORPORATION

SEATTLE, WA 11720 NORTH CREEK PKWY N, SUITE 400
BOTHELL, WA 98011-8244
PH: (425) 420.9200 FAX: (425) 420.9210

Sound Environmental Strategies	Project Name:	**Time Oil #01-600 - Seattle Terminal**	
2400 Airport Way South, Suite 200	Project Number:	0440-004-04	Report Created:
Seattle, WA/USA 98134-2020	Project Manager:	Dee Gardner	07/10/06 17:06

Volatile Petroleum Products by NWTPH-Gx

TestAmerica - Seattle, WA

Analyte	Method	Result	MDL*	MRL	Units	Dil	Batch	Prepared	Analyzed	Notes
BPF0564-01 (01-MW-06-20060620)			**Water**			**Sampled: 06/20/06 13:45**				
Gasoline Range Hydrocarbons	NWTPH-Gx	**50.0**	-----	50.0	ug/l	1x	6F28021	06/28/06 09:54	06/28/06 12:09	
Surrogate(s): 4-BFB (FID)			*91.5%*		*58 - 144 %*	"			"	
BPF0564-02 (01-MW-07-20060620)			**Water**			**Sampled: 06/20/06 14:50**				
Gasoline Range Hydrocarbons	NWTPH-Gx	ND	-----	50.0	ug/l	1x	6F28021	06/28/06 09:54	06/28/06 13:09	
Surrogate(s): 4-BFB (FID)			*91.7%*		*58 - 144 %*	"			"	
BPF0564-03 (01-MW-08-20060620)			**Water**			**Sampled: 06/20/06 14:43**				
Gasoline Range Hydrocarbons	NWTPH-Gx	ND	-----	50.0	ug/l	1x	6F28021	06/28/06 09:54	06/28/06 13:39	
Surrogate(s): 4-BFB (FID)			*91.2%*		*58 - 144 %*	"			"	
BPF0564-04 (01-MW-15-20060620)			**Water**			**Sampled: 06/20/06 13:40**				
Gasoline Range Hydrocarbons	NWTPH-Gx	ND	-----	50.0	ug/l	1x	6F28021	06/28/06 09:54	06/28/06 14:09	
Surrogate(s): 4-BFB (FID)			*87.0%*		*58 - 144 %*	"			"	
BPF0564-05 (01-MW-18-20060620)			**Water**			**Sampled: 06/20/06 15:40**				
Gasoline Range Hydrocarbons	NWTPH-Gx	**9460**	-----	500	ug/l	10x	6F28021	06/28/06 09:54	06/29/06 02:20	
Surrogate(s): 4-BFB (FID)			*97.5%*		*58 - 144 %*	*1x*			"	
BPF0564-06 (01-MW-19-20060620)			**Water**			**Sampled: 06/20/06 15:40**				
Gasoline Range Hydrocarbons	NWTPH-Gx	**30200**	-----	1000	ug/l	20x	6F28021	06/28/06 09:54	06/29/06 06:51	
Surrogate(s): 4-BFB (FID)			*102%*		*58 - 144 %*	*1x*			"	
BPF0564-07 (01-MW-20-20060620)			**Water**			**Sampled: 06/20/06 16:35**				
Gasoline Range Hydrocarbons	NWTPH-Gx	**1740**	-----	50.0	ug/l	1x	6F28021	06/28/06 09:54	06/28/06 22:18	
Surrogate(s): 4-BFB (FID)			*130%*		*58 - 144 %*	"			"	
BPF0564-08 (02-MW-01-20060620)			**Water**			**Sampled: 06/20/06 10:40**				
Gasoline Range Hydrocarbons	NWTPH-Gx	**102**	-----	50.0	ug/l	1x	6F28021	06/28/06 09:54	06/28/06 22:48	
Surrogate(s): 4-BFB (FID)			*88.7%*		*58 - 144 %*	"			"	

TestAmerica - Seattle, WA

The results in this report apply to the samples analyzed in accordance with the chain of custody document. This analytical report must be reproduced in its entirety.

Kate Haney, Project Manager

TestAmerica
ANALYTICAL TESTING CORPORATION

SEATTLE, WA 11720 NORTH CREEK PKWY N, SUITE 400
BOTHELL, WA 98011-8244
PH: (425) 420.9200 FAX: (425) 420.9210

Sound Environmental Strategies	Project Name:	**Time Oil #01-600 - Seattle Terminal**	
2400 Airport Way South, Suite 200	Project Number:	0440-004-04	Report Created:
Seattle, WA/USA 98134-2020	Project Manager:	Dee Gardner	07/10/06 17:06

Volatile Petroleum Products by NWTPH-Gx

TestAmerica - Seattle, WA

Analyte	Method	Result	MDL*	MRL	Units	Dil	Batch	Prepared	Analyzed	Notes
BPF0564-09 (02-MW-02-20060620)			**Water**			**Sampled: 06/20/06 09:55**				
Gasoline Range Hydrocarbons	NWTPH-Gx	ND	-----	50.0	ug/l	1x	6F28021	06/28/06 09:54	06/28/06 23:19	
Surrogate(s): 4-BFB (FID)			*88.8%*		*58 - 144 %*	"			"	
BPF0564-10 (02-MW-03-20060620)			**Water**			**Sampled: 06/20/06 11:32**				
Gasoline Range Hydrocarbons	NWTPH-Gx	ND	-----	50.0	ug/l	1x	6F28021	06/28/06 09:54	06/28/06 23:49	
Surrogate(s): 4-BFB (FID)			*93.3%*		*58 - 144 %*	"			"	
BPF0564-11 (02-MW-04-20060620)			**Water**			**Sampled: 06/20/06 12:19**				
Gasoline Range Hydrocarbons	NWTPH-Gx	**3880**	-----	50.0	ug/l	1x	6F28021	06/28/06 09:54	06/29/06 00:20	
Surrogate(s): 4-BFB (FID)			*173%*		*58 - 144 %*	"			"	***SR-4***
BPF0564-12 (02-MW-06-20060620)			**Water**			**Sampled: 06/20/06 11:20**				
Gasoline Range Hydrocarbons	NWTPH-Gx	ND	-----	50.0	ug/l	1x	6F28021	06/28/06 09:54	06/29/06 00:50	
Surrogate(s): 4-BFB (FID)			*89.8%*		*58 - 144 %*	"			"	
BPF0564-13 (02-MW-07-20060620)			**Water**			**Sampled: 06/20/06 10:52**				
Gasoline Range Hydrocarbons	NWTPH-Gx	ND	-----	50.0	ug/l	1x	6F28021	06/28/06 09:54	06/29/06 08:53	
Surrogate(s): 4-BFB (FID)			*87.7%*		*58 - 144 %*	"			"	
BPF0564-14 (02-MW-97-20060620)			**Water**			**Sampled: 06/20/06 12:34**				
Gasoline Range Hydrocarbons	NWTPH-Gx	**4120**	-----	50.0	ug/l	1x	6F28021	06/28/06 09:54	06/29/06 01:50	
Surrogate(s): 4-BFB (FID)			*175%*		*58 - 144 %*	"			"	***SR-4***
BPF0564-15 (Trip Blank)			**Water**			**Sampled: 06/19/06 08:00**				
Gasoline Range Hydrocarbons	NWTPH-Gx	ND	-----	50.0	ug/l	1x	6F28021	06/28/06 09:54	06/28/06 21:48	
Surrogate(s): 4-BFB (FID)			*87.8%*		*58 - 144 %*	"			"	

TestAmerica - Seattle, WA



Kate Haney, Project Manager

The results in this report apply to the samples analyzed in accordance with the chain of custody document. This analytical report must be reproduced in its entirety.

TestAmerica
ANALYTICAL TESTING CORPORATION

SEATTLE, WA 11720 NORTH CREEK PKWY N, SUITE 400
BOTHELL, WA 98011-8244
PH: (425) 420.9200 FAX: (425) 420.9210

Sound Environmental Strategies	Project Name:	**Time Oil #01-600 - Seattle Terminal**	
2400 Airport Way South, Suite 200	Project Number:	0440-004-04	Report Created:
Seattle, WA/USA 98134-2020	Project Manager:	Dee Gardner	07/10/06 17:06

Semivolatile Petroleum Products by NWTPH-Dx (w/o Acid/Silica Gel Clean-up)

TestAmerica - Seattle, WA

Analyte	Method	Result	MDL*	MRL	Units	Dil	Batch	Prepared	Analyzed	Notes
BPF0564-01 (01-MW-06-20060620)		**Water**			**Sampled: 06/20/06 13:45**					
Diesel Range Hydrocarbons	NWTPH-Dx	**422**	-----	258	ug/l	1x	6F23063	06/23/06 17:22	06/29/06 21:02	**D-09**
Lube Oil Range Hydrocarbons	"	ND	-----	515	"	"	"	"	"	
Surrogate(s): 2-FBP			*86.4%*		*50 - 150 %*	"			"	
Octacosane			*107%*		*50 - 150 %*	"			"	
BPF0564-02 (01-MW-07-20060620)		**Water**			**Sampled: 06/20/06 14:50**					
Diesel Range Hydrocarbons	NWTPH-Dx	**1540**	-----	258	ug/l	1x	6F23063	06/23/06 17:22	06/29/06 21:31	**D-09**
Lube Oil Range Hydrocarbons	"	ND	-----	515	"	"	"	"	"	
Surrogate(s): 2-FBP			*93.4%*		*50 - 150 %*	"			"	
Octacosane			*104%*		*50 - 150 %*	"			"	
BPF0564-03 (01-MW-08-20060620)		**Water**			**Sampled: 06/20/06 14:43**					
Diesel Range Hydrocarbons	NWTPH-Dx	**631**	-----	263	ug/l	1x	6F23063	06/23/06 17:22	06/29/06 22:01	**D-09**
Lube Oil Range Hydrocarbons	"	ND	-----	526	"	"	"	"	"	
Surrogate(s): 2-FBP			*95.1%*		*50 - 150 %*	"			"	
Octacosane			*107%*		*50 - 150 %*	"			"	
BPF0564-04 (01-MW-15-20060620)		**Water**			**Sampled: 06/20/06 13:40**					
Diesel Range Hydrocarbons	NWTPH-Dx	**629**	-----	250	ug/l	1x	6F23063	06/23/06 17:22	06/29/06 23:59	**D-09**
Lube Oil Range Hydrocarbons	"	ND	-----	500	"	"	"	"	"	
Surrogate(s): 2-FBP			*80.4%*		*50 - 150 %*	"			"	
Octacosane			*107%*		*50 - 150 %*	"			"	
BPF0564-05 (01-MW-18-20060620)		**Water**			**Sampled: 06/20/06 15:40**					
Diesel Range Hydrocarbons	NWTPH-Dx	**1480**	-----	258	ug/l	1x	6F23063	06/23/06 17:22	06/30/06 00:29	**D-08**
Lube Oil Range Hydrocarbons	"	ND	-----	515	"	"	"	"	"	
Surrogate(s): 2-FBP			*99.2%*		*50 - 150 %*	"			"	
Octacosane			*105%*		*50 - 150 %*	"			"	
BPF0564-06 (01-MW-19-20060620)		**Water**			**Sampled: 06/20/06 15:40**					
Diesel Range Hydrocarbons	NWTPH-Dx	**2460**	-----	255	ug/l	1x	6F23063	06/23/06 17:22	06/30/06 00:58	**D-08**
Lube Oil Range Hydrocarbons	"	ND	-----	510	"	"	"	"	"	
Surrogate(s): 2-FBP			*99.2%*		*50 - 150 %*	"			"	
Octacosane			*109%*		*50 - 150 %*	"			"	

TestAmerica - Seattle, WA

Kate Haney, Project Manager

The results in this report apply to the samples analyzed in accordance with the chain of custody document. This analytical report must be reproduced in its entirety.

TestAmerica
ANALYTICAL TESTING CORPORATION

SEATTLE, WA 11720 NORTH CREEK PKWY N, SUITE 400
BOTHELL, WA 98011-8244
PH: (425) 420.9200 FAX: (425) 420.9210

Sound Environmental Strategies	Project Name:	**Time Oil #01-600 - Seattle Terminal**	
2400 Airport Way South, Suite 200	Project Number:	0440-004-04	Report Created:
Seattle, WA/USA 98134-2020	Project Manager:	Dee Gardner	07/10/06 17:06

Semivolatile Petroleum Products by NWTPH-Dx (w/o Acid/Silica Gel Clean-up)

TestAmerica - Seattle, WA

Analyte	Method	Result	MDL*	MRL	Units	Dil	Batch	Prepared	Analyzed	Notes
BPF0564-07 (01-MW-20-20060620)		**Water**			**Sampled: 06/20/06 16:35**					
Diesel Range Hydrocarbons	NWTPH-Dx	**770**	-----	250	ug/l	1x	6F23063	06/23/06 17:22	06/30/06 01:27	**D-08**
Lube Oil Range Hydrocarbons	"	ND	-----	500	"	"	"	"	"	
Surrogate(s): 2-FBP			*99.2%*		*50 - 150 %*	"			"	
Octacosane			*110%*		*50 - 150 %*	"			"	

TestAmerica - Seattle, WA

The results in this report apply to the samples analyzed in accordance with the chain of custody document. This analytical report must be reproduced in its entirety.

Kate Haney, Project Manager

TestAmerica
ANALYTICAL TESTING CORPORATION

SEATTLE, WA 11720 NORTH CREEK PKWY N, SUITE 400
BOTHELL, WA 98011-8244
PH: (425) 420.9200 FAX: (425) 420.9210

Sound Environmental Strategies	Project Name:	**Time Oil #01-600 - Seattle Terminal**	
2400 Airport Way South, Suite 200	Project Number:	0440-004-04	Report Created:
Seattle, WA/USA 98134-2020	Project Manager:	Dee Gardner	07/10/06 17:06

Volatile Organic Compounds by EPA Method 8260B

TestAmerica - Seattle, WA

Analyte	Method	Result	MDL*	MRL	Units	Dil	Batch	Prepared	Analyzed	Notes
BPF0564-01 (01-MW-06-20060620)		**Water**			**Sampled: 06/20/06 13:45**					
Acetone	EPA 8260B	ND	-----	10.0	ug/l	1x	6F27068	06/27/06 09:40	06/27/06 13:47	
Benzene	"	ND	-----	0.200	"	"	"	"	"	
Bromobenzene	"	ND	-----	0.500	"	"	"	"	"	
Bromochloromethane	"	ND	-----	0.200	"	"	"	"	"	
Bromodichloromethane	"	ND	-----	0.200	"	"	"	"	"	
Bromoform	"	ND	-----	0.200	"	"	"	"	"	
Bromomethane	"	ND	-----	2.00	"	"	"	"	"	
2-Butanone	"	ND	-----	2.00	"	"	"	"	"	
n-Butylbenzene	"	ND	-----	0.200	"	"	"	"	"	
sec-Butylbenzene	"	ND	-----	0.200	"	"	"	"	"	
tert-Butylbenzene	"	ND	-----	0.500	"	"	"	"	"	
Carbon disulfide	"	ND	-----	0.500	"	"	"	"	"	
Carbon tetrachloride	"	ND	-----	0.200	"	"	"	"	"	
Chlorobenzene	"	ND	-----	0.200	"	"	"	"	"	
Chloroethane	"	ND	-----	1.00	"	"	"	"	"	
Chloroform	"	ND	-----	0.200	"	"	"	"	"	
Chloromethane	"	ND	-----	1.00	"	"	"	"	"	
2-Chlorotoluene	"	ND	-----	0.500	"	"	"	"	"	
4-Chlorotoluene	"	ND	-----	0.500	"	"	"	"	"	
Dibromochloromethane	"	ND	-----	0.200	"	"	"	"	"	
1,2-Dibromo-3-chloropropane	"	ND	-----	0.500	"	"	"	"	"	
1,2-Dibromoethane	"	ND	-----	0.200	"	"	"	"	"	
Dibromomethane	"	ND	-----	0.200	"	"	"	"	"	
1,2-Dichlorobenzene	"	ND	-----	0.200	"	"	"	"	"	
1,3-Dichlorobenzene	"	ND	-----	0.200	"	"	"	"	"	
1,4-Dichlorobenzene	"	ND	-----	0.200	"	"	"	"	"	
Dichlorodifluoromethane	"	ND	-----	0.500	"	"	"	"	"	
1,1-Dichloroethane	"	ND	-----	0.200	"	"	"	"	"	
1,2-Dichloroethane	"	ND	-----	0.200	"	"	"	"	"	
1,1-Dichloroethene	"	ND	-----	0.200	"	"	"	"	"	
cis-1,2-Dichloroethene	"	ND	-----	0.200	"	"	"	"	"	
trans-1,2-Dichloroethene	"	ND	-----	0.200	"	"	"	"	"	
1,2-Dichloropropane	"	ND	-----	0.200	"	"	"	"	"	
1,3-Dichloropropane	"	ND	-----	0.200	"	"	"	"	"	
2,2-Dichloropropane	"	ND	-----	0.500	"	"	"	"	"	
1,1-Dichloropropene	"	ND	-----	0.200	"	"	"	"	"	
cis-1,3-Dichloropropene	"	ND	-----	0.200	"	"	"	"	"	
trans-1,3-Dichloropropene	"	ND	-----	0.200	"	"	"	"	"	
Ethylbenzene	"	ND	-----	0.200	"	"	"	"	"	
Hexachlorobutadiene	"	ND	-----	0.500	"	"	"	"	"	
Methyl tert-butyl ether	"	ND	-----	1.00	"	"	"	"	"	
n-Hexane	"	ND	-----	1.00	"	"	"	"	"	
2-Hexanone	"	ND	-----	2.00	"	"	"	"	"	

TestAmerica - Seattle, WA



Kate Haney, Project Manager

The results in this report apply to the samples analyzed in accordance with the chain of custody document. This analytical report must be reproduced in its entirety.

TestAmerica
ANALYTICAL TESTING CORPORATION

SEATTLE, WA 11720 NORTH CREEK PKWY N, SUITE 400
BOTHELL, WA 98011-8244
PH: (425) 420.9200 FAX: (425) 420.9210

Sound Environmental Strategies	Project Name:	**Time Oil #01-600 - Seattle Terminal**	
2400 Airport Way South, Suite 200	Project Number:	0440-004-04	Report Created:
Seattle, WA/USA 98134-2020	Project Manager:	Dee Gardner	07/10/06 17:06

Volatile Organic Compounds by EPA Method 8260B

TestAmerica - Seattle, WA

Analyte	Method	Result	MDL*	MRL	Units	Dil	Batch	Prepared	Analyzed	Notes
BPF0564-01 (01-MW-06-20060620)		**Water**			**Sampled: 06/20/06 13:45**					
Isopropylbenzene	EPA 8260B	**0.680**	-----	0.500	ug/l	1x	6F27068	06/27/06 09:40	06/27/06 13:47	
p-Isopropyltoluene	"	ND	-----	0.200	"	"	"	"	"	
4-Methyl-2-pentanone	"	ND	-----	2.00	"	"	"	"	"	
Methylene chloride	"	ND	-----	5.00	"	"	"	"	"	
Naphthalene	"	ND	-----	0.500	"	"	"	"	"	
n-Propylbenzene	"	ND	-----	0.500	"	"	"	"	"	
Styrene	"	ND	-----	0.500	"	"	"	"	"	
1,2,3-Trichlorobenzene	"	ND	-----	0.200	"	"	"	"	"	
1,2,4-Trichlorobenzene	"	ND	-----	0.200	"	"	"	"	"	
1,1,1,2-Tetrachloroethane	"	ND	-----	0.200	"	"	"	"	"	
1,1,2,2-Tetrachloroethane	"	ND	-----	0.500	"	"	"	"	"	
Tetrachloroethene	"	ND	-----	0.200	"	"	"	"	"	
Toluene	"	ND	-----	0.200	"	"	"	"	"	
1,1,1-Trichloroethane	"	ND	-----	0.200	"	"	"	"	"	
1,1,2-Trichloroethane	"	ND	-----	0.200	"	"	"	"	"	
Trichloroethene	"	ND	-----	0.200	"	"	"	"	"	
Trichlorofluoromethane	"	ND	-----	0.500	"	"	"	"	"	
1,2,3-Trichloropropane	"	ND	-----	0.500	"	"	"	"	"	
1,2,4-Trimethylbenzene	"	ND	-----	0.200	"	"	"	"	"	
1,3,5-Trimethylbenzene	"	ND	-----	0.500	"	"	"	"	"	
Vinyl chloride	"	ND	-----	0.200	"	"	"	"	"	
o-Xylene	"	ND	-----	0.250	"	"	"	"	"	
m,p-Xylene	"	ND	-----	0.500	"	"	"	"	"	
Total Xylenes	"	ND	-----	0.750	"	"	"	"	"	
Surrogate(s): 1,2-DCA-d4			*93.2%*		*70 - 130 %*	"			"	
Toluene-d8			*102%*		*70 - 130 %*	"			"	
4-BFB			*100%*		*70 - 130 %*	"			"	
BPF0564-02 (01-MW-07-20060620)		**Water**			**Sampled: 06/20/06 14:50**					
Acetone	EPA 8260B	ND	-----	10.0	ug/l	1x	6F27068	06/27/06 09:40	06/27/06 14:12	
Benzene	"	ND	-----	0.200	"	"	"	"	"	
Bromobenzene	"	ND	-----	0.500	"	"	"	"	"	
Bromochloromethane	"	ND	-----	0.200	"	"	"	"	"	
Bromodichloromethane	"	ND	-----	0.200	"	"	"	"	"	
Bromoform	"	ND	-----	0.200	"	"	"	"	"	
Bromomethane	"	ND	-----	2.00	"	"	"	"	"	
2-Butanone	"	ND	-----	2.00	"	"	"	"	"	
n-Butylbenzene	"	ND	-----	0.200	"	"	"	"	"	
sec-Butylbenzene	"	ND	-----	0.200	"	"	"	"	"	
tert-Butylbenzene	"	ND	-----	0.500	"	"	"	"	"	
Carbon disulfide	"	ND	-----	0.500	"	"	"	"	"	
Carbon tetrachloride	"	ND	-----	0.200	"	"	"	"	"	

TestAmerica - Seattle, WA

The results in this report apply to the samples analyzed in accordance with the chain of custody document. This analytical report must be reproduced in its entirety.

Kate Haney, Project Manager

TestAmerica
ANALYTICAL TESTING CORPORATION

SEATTLE, WA 11720 NORTH CREEK PKWY N, SUITE 400
BOTHELL, WA 98011-8244
PH: (425) 420.9200 FAX: (425) 420.9210

Sound Environmental Strategies	Project Name:	**Time Oil #01-600 - Seattle Terminal**	
2400 Airport Way South, Suite 200	Project Number:	0440-004-04	Report Created:
Seattle, WA/USA 98134-2020	Project Manager:	Dee Gardner	07/10/06 17:06

Volatile Organic Compounds by EPA Method 8260B

TestAmerica - Seattle, WA

Analyte	Method	Result	MDL*	MRL	Units	Dil	Batch	Prepared	Analyzed	Notes
BPF0564-02 (01-MW-07-20060620)		**Water**			**Sampled: 06/20/06 14:50**					
Chlorobenzene	EPA 8260B	ND	-----	0.200	ug/l	1x	6F27068	06/27/06 09:40	06/27/06 14:12	
Chloroethane	"	ND	-----	1.00	"	"	"	"	"	
Chloroform	"	ND	-----	0.200	"	"	"	"	"	
Chloromethane	"	ND	-----	1.00	"	"	"	"	"	
2-Chlorotoluene	"	ND	-----	0.500	"	"	"	"	"	
4-Chlorotoluene	"	ND	-----	0.500	"	"	"	"	"	
Dibromochloromethane	"	ND	-----	0.200	"	"	"	"	"	
1,2-Dibromo-3-chloropropane	"	ND	-----	0.500	"	"	"	"	"	
1,2-Dibromoethane	"	ND	-----	0.200	"	"	"	"	"	
Dibromomethane	"	ND	-----	0.200	"	"	"	"	"	
1,2-Dichlorobenzene	"	ND	-----	0.200	"	"	"	"	"	
1,3-Dichlorobenzene	"	ND	-----	0.200	"	"	"	"	"	
1,4-Dichlorobenzene	"	ND	-----	0.200	"	"	"	"	"	
Dichlorodifluoromethane	"	ND	-----	0.500	"	"	"	"	"	
1,1-Dichloroethane	"	ND	-----	0.200	"	"	"	"	"	
1,2-Dichloroethane	"	ND	-----	0.200	"	"	"	"	"	
1,1-Dichloroethene	"	ND	-----	0.200	"	"	"	"	"	
cis-1,2-Dichloroethene	"	ND	-----	0.200	"	"	"	"	"	
trans-1,2-Dichloroethene	"	ND	-----	0.200	"	"	"	"	"	
1,2-Dichloropropane	"	ND	-----	0.200	"	"	"	"	"	
1,3-Dichloropropane	"	ND	-----	0.200	"	"	"	"	"	
2,2-Dichloropropane	"	ND	-----	0.500	"	"	"	"	"	
1,1-Dichloropropene	"	ND	-----	0.200	"	"	"	"	"	
cis-1,3-Dichloropropene	"	ND	-----	0.200	"	"	"	"	"	
trans-1,3-Dichloropropene	"	ND	-----	0.200	"	"	"	"	"	
Ethylbenzene	"	ND	-----	0.200	"	"	"	"	"	
Hexachlorobutadiene	"	ND	-----	0.500	"	"	"	"	"	
Methyl tert-butyl ether	"	ND	-----	1.00	"	"	"	"	"	
n-Hexane	"	ND	-----	1.00	"	"	"	"	"	
2-Hexanone	"	ND	-----	2.00	"	"	"	"	"	
Isopropylbenzene	"	ND	-----	0.500	"	"	"	"	"	
p-Isopropyltoluene	"	ND	-----	0.200	"	"	"	"	"	
4-Methyl-2-pentanone	"	ND	-----	2.00	"	"	"	"	"	
Methylene chloride	"	ND	-----	5.00	"	"	"	"	"	
Naphthalene	"	ND	-----	0.500	"	"	"	"	"	
n-Propylbenzene	"	ND	-----	0.500	"	"	"	"	"	
Styrene	"	ND	-----	0.500	"	"	"	"	"	
1,2,3-Trichlorobenzene	"	ND	-----	0.200	"	"	"	"	"	
1,2,4-Trichlorobenzene	"	ND	-----	0.200	"	"	"	"	"	
1,1,1,2-Tetrachloroethane	"	ND	-----	0.200	"	"	"	"	"	
1,1,2,2-Tetrachloroethane	"	ND	-----	0.500	"	"	"	"	"	
Tetrachloroethene	"	ND	-----	0.200	"	"	"	"	"	
Toluene	"	ND	-----	0.200	"	"	"	"	"	

TestAmerica - Seattle, WA

The results in this report apply to the samples analyzed in accordance with the chain of custody document. This analytical report must be reproduced in its entirety.

Kate Haney, Project Manager

TestAmerica
ANALYTICAL TESTING CORPORATION

SEATTLE, WA 11720 NORTH CREEK PKWY N, SUITE 400
BOTHELL, WA 98011-8244
PH: (425) 420.9200 FAX: (425) 420.9210

Sound Environmental Strategies	Project Name:	**Time Oil #01-600 - Seattle Terminal**	
2400 Airport Way South, Suite 200	Project Number:	0440-004-04	Report Created:
Seattle, WA/USA 98134-2020	Project Manager:	Dee Gardner	07/10/06 17:06

Volatile Organic Compounds by EPA Method 8260B

TestAmerica - Seattle, WA

Analyte	Method	Result	MDL*	MRL	Units	Dil	Batch	Prepared	Analyzed	Notes
BPF0564-02 (01-MW-07-20060620)		**Water**			**Sampled: 06/20/06 14:50**					
1,1,1-Trichloroethane	EPA 8260B	ND	-----	0.200	ug/l	1x	6F27068	06/27/06 09:40	06/27/06 14:12	
1,1,2-Trichloroethane	"	ND	-----	0.200	"	"	"	"	"	
Trichloroethene	"	**3.58**	-----	0.200	"	"	"	"	"	
Trichlorofluoromethane	"	ND	-----	0.500	"	"	"	"	"	
1,2,3-Trichloropropane	"	ND	-----	0.500	"	"	"	"	"	
1,2,4-Trimethylbenzene	"	ND	-----	0.200	"	"	"	"	"	
1,3,5-Trimethylbenzene	"	ND	-----	0.500	"	"	"	"	"	
Vinyl chloride	"	**0.500**	-----	0.200	"	"	"	"	"	
o-Xylene	"	ND	-----	0.250	"	"	"	"	"	
m,p-Xylene	"	ND	-----	0.500	"	"	"	"	"	
Total Xylenes	"	ND	-----	0.750	"	"	"	"	"	
Surrogate(s): 1,2-DCA-d4		*95.0%*		*70 - 130 %*	*"*				*"*	
Toluene-d8		*101%*		*70 - 130 %*	*"*				*"*	
4-BFB		*104%*		*70 - 130 %*	*"*				*"*	
BPF0564-03 (01-MW-08-20060620)		**Water**			**Sampled: 06/20/06 14:43**					
Acetone	EPA 8260B	ND	-----	10.0	ug/l	1x	6F27068	06/27/06 09:40	06/27/06 14:37	
Benzene	"	ND	-----	0.200	"	"	"	"	"	
Bromobenzene	"	ND	-----	0.500	"	"	"	"	"	
Bromochloromethane	"	ND	-----	0.200	"	"	"	"	"	
Bromodichloromethane	"	ND	-----	0.200	"	"	"	"	"	
Bromoform	"	ND	-----	0.200	"	"	"	"	"	
Bromomethane	"	ND	-----	2.00	"	"	"	"	"	
2-Butanone	"	ND	-----	2.00	"	"	"	"	"	
n-Butylbenzene	"	ND	-----	0.200	"	"	"	"	"	
sec-Butylbenzene	"	ND	-----	0.200	"	"	"	"	"	
tert-Butylbenzene	"	ND	-----	0.500	"	"	"	"	"	
Carbon disulfide	"	ND	-----	0.500	"	"	"	"	"	
Carbon tetrachloride	"	ND	-----	0.200	"	"	"	"	"	
Chlorobenzene	"	ND	-----	0.200	"	"	"	"	"	
Chloroethane	"	ND	-----	1.00	"	"	"	"	"	
Chloroform	"	ND	-----	0.200	"	"	"	"	"	
Chloromethane	"	ND	-----	1.00	"	"	"	"	"	
2-Chlorotoluene	"	ND	-----	0.500	"	"	"	"	"	
4-Chlorotoluene	"	ND	-----	0.500	"	"	"	"	"	
Dibromochloromethane	"	ND	-----	0.200	"	"	"	"	"	
1,2-Dibromo-3-chloropropane	"	ND	-----	0.500	"	"	"	"	"	
1,2-Dibromoethane	"	ND	-----	0.200	"	"	"	"	"	
Dibromomethane	"	ND	-----	0.200	"	"	"	"	"	
1,2-Dichlorobenzene	"	ND	-----	0.200	"	"	"	"	"	
1,3-Dichlorobenzene	"	ND	-----	0.200	"	"	"	"	"	
1,4-Dichlorobenzene	"	ND	-----	0.200	"	"	"	"	"	

TestAmerica - Seattle, WA

The results in this report apply to the samples analyzed in accordance with the chain of custody document. This analytical report must be reproduced in its entirety.

Kate Haney, Project Manager

TestAmerica
ANALYTICAL TESTING CORPORATION

SEATTLE, WA 11720 NORTH CREEK PKWY N, SUITE 400
BOTHELL, WA 98011-8244
PH: (425) 420.9200 FAX: (425) 420.9210

Sound Environmental Strategies	Project Name:	**Time Oil #01-600 - Seattle Terminal**	
2400 Airport Way South, Suite 200	Project Number:	0440-004-04	Report Created:
Seattle, WA/USA 98134-2020	Project Manager:	Dee Gardner	07/10/06 17:06

Volatile Organic Compounds by EPA Method 8260B

TestAmerica - Seattle, WA

Analyte	Method	Result	MDL*	MRL	Units	Dil	Batch	Prepared	Analyzed	Notes
BPF0564-03 (01-MW-08-20060620)		**Water**			**Sampled: 06/20/06 14:43**					
Dichlorodifluoromethane	EPA 8260B	ND	-----	0.500	ug/l	1x	6F27068	06/27/06 09:40	06/27/06 14:37	
1,1-Dichloroethane	"	ND	-----	0.200	"	"	"	"	"	
1,2-Dichloroethane	"	ND	-----	0.200	"	"	"	"	"	
1,1-Dichloroethene	"	ND	-----	0.200	"	"	"	"	"	
cis-1,2-Dichloroethene	"	ND	-----	0.200	"	"	"	"	"	
trans-1,2-Dichloroethene	"	ND	-----	0.200	"	"	"	"	"	
1,2-Dichloropropane	"	ND	-----	0.200	"	"	"	"	"	
1,3-Dichloropropane	"	ND	-----	0.200	"	"	"	"	"	
2,2-Dichloropropane	"	ND	-----	0.500	"	"	"	"	"	
1,1-Dichloropropene	"	ND	-----	0.200	"	"	"	"	"	
cis-1,3-Dichloropropene	"	ND	-----	0.200	"	"	"	"	"	
trans-1,3-Dichloropropene	"	ND	-----	0.200	"	"	"	"	"	
Ethylbenzene	"	ND	-----	0.200	"	"	"	"	"	
Hexachlorobutadiene	"	ND	-----	0.500	"	"	"	"	"	
Methyl tert-butyl ether	"	ND	-----	1.00	"	"	"	"	"	
n-Hexane	"	ND	-----	1.00	"	"	"	"	"	
2-Hexanone	"	ND	-----	2.00	"	"	"	"	"	
Isopropylbenzene	"	ND	-----	0.500	"	"	"	"	"	
p-Isopropyltoluene	"	ND	-----	0.200	"	"	"	"	"	
4-Methyl-2-pentanone	"	ND	-----	2.00	"	"	"	"	"	
Methylene chloride	"	ND	-----	5.00	"	"	"	"	"	
Naphthalene	"	ND	-----	0.500	"	"	"	"	"	
n-Propylbenzene	"	ND	-----	0.500	"	"	"	"	"	
Styrene	"	ND	-----	0.500	"	"	"	"	"	
1,2,3-Trichlorobenzene	"	ND	-----	0.200	"	"	"	"	"	
1,2,4-Trichlorobenzene	"	ND	-----	0.200	"	"	"	"	"	
1,1,1,2-Tetrachloroethane	"	ND	-----	0.200	"	"	"	"	"	
1,1,2,2-Tetrachloroethane	"	ND	-----	0.500	"	"	"	"	"	
Tetrachloroethene	"	ND	-----	0.200	"	"	"	"	"	
Toluene	"	ND	-----	0.200	"	"	"	"	"	
1,1,1-Trichloroethane	"	ND	-----	0.200	"	"	"	"	"	
1,1,2-Trichloroethane	"	ND	-----	0.200	"	"	"	"	"	
Trichloroethene	"	ND	-----	0.200	"	"	"	"	"	
Trichlorofluoromethane	"	ND	-----	0.500	"	"	"	"	"	
1,2,3-Trichloropropane	"	ND	-----	0.500	"	"	"	"	"	
1,2,4-Trimethylbenzene	"	ND	-----	0.200	"	"	"	"	"	
1,3,5-Trimethylbenzene	"	ND	-----	0.500	"	"	"	"	"	
Vinyl chloride	"	ND	-----	0.200	"	"	"	"	"	
o-Xylene	"	ND	-----	0.250	"	"	"	"	"	
m,p-Xylene	"	ND	-----	0.500	"	"	"	"	"	
Total Xylenes	"	ND	-----	0.750	"	"	"	"	"	
Surrogate(s): 1,2-DCA-d4			*95.5%*		*70 - 130 %*	"			"	

TestAmerica - Seattle, WA

The results in this report apply to the samples analyzed in accordance with the chain of custody document. This analytical report must be reproduced in its entirety.

Kate Haney, Project Manager

TestAmerica
ANALYTICAL TESTING CORPORATION

SEATTLE, WA 11720 NORTH CREEK PKWY N, SUITE 400
BOTHELL, WA 98011-8244
PH: (425) 420.9200 FAX: (425) 420.9210

Sound Environmental Strategies	Project Name:	**Time Oil #01-600 - Seattle Terminal**	
2400 Airport Way South, Suite 200	Project Number:	0440-004-04	Report Created:
Seattle, WA/USA 98134-2020	Project Manager:	Dee Gardner	07/10/06 17:06

Volatile Organic Compounds by EPA Method 8260B

TestAmerica - Seattle, WA

Analyte	Method	Result	MDL*	MRL	Units	Dil	Batch	Prepared	Analyzed	Notes
BPF0564-03 (01-MW-08-20060620)		**Water**			**Sampled: 06/20/06 14:43**					
Toluene-d8		*102%*			*70 - 130 %*	*1x*			*06/27/06 14:37*	
4-BFB		*102%*			*70 - 130 %*	*"*			*"*	
BPF0564-04 (01-MW-15-20060620)		**Water**			**Sampled: 06/20/06 13:40**					
Acetone	EPA 8260B	ND	-----	10.0	ug/l	1x	6F27068	06/27/06 09:40	06/27/06 15:02	
Benzene	"	**0.220**	-----	0.200	"	"	"	"	"	
Bromobenzene	"	ND	-----	0.500	"	"	"	"	"	
Bromochloromethane	"	ND	-----	0.200	"	"	"	"	"	
Bromodichloromethane	"	ND	-----	0.200	"	"	"	"	"	
Bromoform	"	ND	-----	0.200	"	"	"	"	"	
Bromomethane	"	ND	-----	2.00	"	"	"	"	"	
2-Butanone	"	ND	-----	2.00	"	"	"	"	"	
n-Butylbenzene	"	ND	-----	0.200	"	"	"	"	"	
sec-Butylbenzene	"	ND	-----	0.200	"	"	"	"	"	
tert-Butylbenzene	"	ND	-----	0.500	"	"	"	"	"	
Carbon disulfide	"	ND	-----	0.500	"	"	"	"	"	
Carbon tetrachloride	"	ND	-----	0.200	"	"	"	"	"	
Chlorobenzene	"	ND	-----	0.200	"	"	"	"	"	
Chloroethane	"	ND	-----	1.00	"	"	"	"	"	
Chloroform	"	ND	-----	0.200	"	"	"	"	"	
Chloromethane	"	ND	-----	1.00	"	"	"	"	"	
2-Chlorotoluene	"	ND	-----	0.500	"	"	"	"	"	
4-Chlorotoluene	"	ND	-----	0.500	"	"	"	"	"	
Dibromochloromethane	"	ND	-----	0.200	"	"	"	"	"	
1,2-Dibromo-3-chloropropane	"	ND	-----	0.500	"	"	"	"	"	
1,2-Dibromoethane	"	ND	-----	0.200	"	"	"	"	"	
Dibromomethane	"	ND	-----	0.200	"	"	"	"	"	
1,2-Dichlorobenzene	"	ND	-----	0.200	"	"	"	"	"	
1,3-Dichlorobenzene	"	ND	-----	0.200	"	"	"	"	"	
1,4-Dichlorobenzene	"	ND	-----	0.200	"	"	"	"	"	
Dichlorodifluoromethane	"	ND	-----	0.500	"	"	"	"	"	
1,1-Dichloroethane	"	ND	-----	0.200	"	"	"	"	"	
1,2-Dichloroethane	"	ND	-----	0.200	"	"	"	"	"	
1,1-Dichloroethene	"	ND	-----	0.200	"	"	"	"	"	
cis-1,2-Dichloroethene	"	**3.13**	-----	0.200	"	"	"	"	"	
trans-1,2-Dichloroethene	"	ND	-----	0.200	"	"	"	"	"	
1,2-Dichloropropane	"	ND	-----	0.200	"	"	"	"	"	
1,3-Dichloropropane	"	ND	-----	0.200	"	"	"	"	"	
2,2-Dichloropropane	"	ND	-----	0.500	"	"	"	"	"	
1,1-Dichloropropene	"	ND	-----	0.200	"	"	"	"	"	
cis-1,3-Dichloropropene	"	ND	-----	0.200	"	"	"	"	"	
trans-1,3-Dichloropropene	"	ND	-----	0.200	"	"	"	"	"	

TestAmerica - Seattle, WA

The results in this report apply to the samples analyzed in accordance with the chain of custody document. This analytical report must be reproduced in its entirety.

Kate Haney, Project Manager

TestAmerica
ANALYTICAL TESTING CORPORATION

SEATTLE, WA 11720 NORTH CREEK PKWY N, SUITE 400
BOTHELL, WA 98011-8244
PH: (425) 420.9200 FAX: (425) 420.9210

Sound Environmental Strategies	Project Name:	**Time Oil #01-600 - Seattle Terminal**	
2400 Airport Way South, Suite 200	Project Number:	0440-004-04	Report Created:
Seattle, WA/USA 98134-2020	Project Manager:	Dee Gardner	07/10/06 17:06

Volatile Organic Compounds by EPA Method 8260B

TestAmerica - Seattle, WA

Analyte	Method	Result	MDL*	MRL	Units	Dil	Batch	Prepared	Analyzed	Notes
BPF0564-04 (01-MW-15-20060620)		**Water**			**Sampled: 06/20/06 13:40**					
Ethylbenzene	EPA 8260B	ND	-----	0.200	ug/l	1x	6F27068	06/27/06 09:40	06/27/06 15:02	
Hexachlorobutadiene	"	ND	-----	0.500	"	"	"	"	"	
Methyl tert-butyl ether	"	ND	-----	1.00	"	"	"	"	"	
n-Hexane	"	ND	-----	1.00	"	"	"	"	"	
2-Hexanone	"	ND	-----	2.00	"	"	"	"	"	
Isopropylbenzene	"	ND	-----	0.500	"	"	"	"	"	
p-Isopropyltoluene	"	ND	-----	0.200	"	"	"	"	"	
4-Methyl-2-pentanone	"	ND	-----	2.00	"	"	"	"	"	
Methylene chloride	"	ND	-----	5.00	"	"	"	"	"	
Naphthalene	"	ND	-----	0.500	"	"	"	"	"	
n-Propylbenzene	"	ND	-----	0.500	"	"	"	"	"	
Styrene	"	ND	-----	0.500	"	"	"	"	"	
1,2,3-Trichlorobenzene	"	ND	-----	0.200	"	"	"	"	"	
1,2,4-Trichlorobenzene	"	ND	-----	0.200	"	"	"	"	"	
1,1,1,2-Tetrachloroethane	"	ND	-----	0.200	"	"	"	"	"	
1,1,2,2-Tetrachloroethane	"	ND	-----	0.500	"	"	"	"	"	
Tetrachloroethene	"	ND	-----	0.200	"	"	"	"	"	
Toluene	"	ND	-----	0.200	"	"	"	"	"	
1,1,1-Trichloroethane	"	ND	-----	0.200	"	"	"	"	"	
1,1,2-Trichloroethane	"	ND	-----	0.200	"	"	"	"	"	
Trichloroethene	"	**7.13**	-----	0.200	"	"	"	"	"	
Trichlorofluoromethane	"	ND	-----	0.500	"	"	"	"	"	
1,2,3-Trichloropropane	"	ND	-----	0.500	"	"	"	"	"	
1,2,4-Trimethylbenzene	"	ND	-----	0.200	"	"	"	"	"	
1,3,5-Trimethylbenzene	"	ND	-----	0.500	"	"	"	"	"	
Vinyl chloride	"	**5.47**	-----	0.200	"	"	"	"	"	
o-Xylene	"	ND	-----	0.250	"	"	"	"	"	
m,p-Xylene	"	ND	-----	0.500	"	"	"	"	"	
Total Xylenes	"	ND	-----	0.750	"	"	"	"	"	
Surrogate(s): *1,2-DCA-d4*		*96.0%*		*70 - 130 %*	"				"	
Toluene-d8		*99.0%*		*70 - 130 %*	"				"	
4-BFB		*101%*		*70 - 130 %*	"				"	

TestAmerica - Seattle, WA

Kate Haney, Project Manager

The results in this report apply to the samples analyzed in accordance with the chain of custody document. This analytical report must be reproduced in its entirety.

TestAmerica
ANALYTICAL TESTING CORPORATION

SEATTLE, WA 11720 NORTH CREEK PKWY N, SUITE 400
BOTHELL, WA 98011-8244
PH: (425) 420.9200 FAX: (425) 420.9210

Sound Environmental Strategies	Project Name:	**Time Oil #01-600 - Seattle Terminal**	
2400 Airport Way South, Suite 200	Project Number:	0440-004-04	Report Created:
Seattle, WA/USA 98134-2020	Project Manager:	Dee Gardner	07/10/06 17:06

Volatile Organic Compounds by EPA Method 8260B

TestAmerica - Seattle, WA

Analyte	Method	Result	MDL*	MRL	Units	Dil	Batch	Prepared	Analyzed	Notes
BPF0564-05 (01-MW-18-20060620)		**Water**			**Sampled: 06/20/06 15:40**					
Acetone	EPA 8260B	ND	-----	10.0	ug/l	1x	6F28033	06/27/06 09:42	06/27/06 17:40	
Benzene	"	**1180**	-----	0.200	"	"	"	"	"	**E-01**
Bromobenzene	"	ND	-----	0.500	"	"	"	"	"	
Bromochloromethane	"	ND	-----	0.200	"	"	"	"	"	
Bromodichloromethane	"	ND	-----	0.200	"	"	"	"	"	
Bromoform	"	ND	-----	0.200	"	"	"	"	"	
Bromomethane	"	ND	-----	2.00	"	"	"	"	"	
2-Butanone	"	**8.15**	-----	2.00	"	"	"	"	"	
n-Butylbenzene	"	**5.85**	-----	0.200	"	"	"	"	"	
sec-Butylbenzene	"	**4.14**	-----	0.200	"	"	"	"	"	
tert-Butylbenzene	"	ND	-----	0.500	"	"	"	"	"	
Carbon disulfide	"	ND	-----	0.500	"	"	"	"	"	
Carbon tetrachloride	"	ND	-----	0.200	"	"	"	"	"	
Chlorobenzene	"	ND	-----	0.200	"	"	"	"	"	
Chloroethane	"	ND	-----	1.00	"	"	"	"	"	
Chloroform	"	ND	-----	0.200	"	"	"	"	"	
Chloromethane	"	ND	-----	1.00	"	"	"	"	"	
2-Chlorotoluene	"	ND	-----	0.500	"	"	"	"	"	
4-Chlorotoluene	"	ND	-----	0.500	"	"	"	"	"	
Dibromochloromethane	"	ND	-----	0.200	"	"	"	"	"	
1,2-Dibromo-3-chloropropane	"	ND	-----	0.500	"	"	"	"	"	
1,2-Dibromoethane	"	ND	-----	0.200	"	"	"	"	"	
Dibromomethane	"	ND	-----	0.200	"	"	"	"	"	
1,2-Dichlorobenzene	"	ND	-----	0.200	"	"	"	"	"	
1,3-Dichlorobenzene	"	ND	-----	0.200	"	"	"	"	"	
1,4-Dichlorobenzene	"	ND	-----	0.200	"	"	"	"	"	
Dichlorodifluoromethane	"	ND	-----	0.500	"	"	"	"	"	
1,1-Dichloroethane	"	ND	-----	0.200	"	"	"	"	"	
1,2-Dichloroethane	"	**0.390**	-----	0.200	"	"	"	"	"	
1,1-Dichloroethene	"	ND	-----	0.200	"	"	"	"	"	
cis-1,2-Dichloroethene	"	**1.16**	-----	0.200	"	"	"	"	"	
trans-1,2-Dichloroethene	"	ND	-----	0.200	"	"	"	"	"	
1,2-Dichloropropane	"	ND	-----	0.200	"	"	"	"	"	
1,3-Dichloropropane	"	ND	-----	0.200	"	"	"	"	"	
2,2-Dichloropropane	"	ND	-----	0.500	"	"	"	"	"	
1,1-Dichloropropene	"	ND	-----	0.200	"	"	"	"	"	
cis-1,3-Dichloropropene	"	ND	-----	0.200	"	"	"	"	"	
trans-1,3-Dichloropropene	"	ND	-----	0.200	"	"	"	"	"	
Ethylbenzene	"	**305**	-----	0.200	"	"	"	"	"	**E-01**
Hexachlorobutadiene	"	ND	-----	0.500	"	"	"	"	"	
Methyl tert-butyl ether	"	ND	-----	1.00	"	"	"	"	"	
n-Hexane	"	**27.3**	-----	1.00	"	"	"	"	"	

TestAmerica - Seattle, WA

The results in this report apply to the samples analyzed in accordance with the chain of custody document. This analytical report must be reproduced in its entirety.

Kate Haney, Project Manager

TestAmerica
ANALYTICAL TESTING CORPORATION

SEATTLE, WA 11720 NORTH CREEK PKWY N, SUITE 400
BOTHELL, WA 98011-8244
PH: (425) 420.9200 FAX: (425) 420.9210

Sound Environmental Strategies	Project Name:	**Time Oil #01-600 - Seattle Terminal**	
2400 Airport Way South, Suite 200	Project Number:	0440-004-04	Report Created:
Seattle, WA/USA 98134-2020	Project Manager:	Dee Gardner	07/10/06 17:06

Volatile Organic Compounds by EPA Method 8260B

TestAmerica - Seattle, WA

Analyte	Method	Result	MDL*	MRL	Units	Dil	Batch	Prepared	Analyzed	Notes
BPF0564-05 (01-MW-18-20060620)		**Water**			**Sampled: 06/20/06 15:40**					
2-Hexanone	EPA 8260B	ND	-----	2.00	ug/l	1x	6F28033	06/27/06 09:42	06/27/06 17:40	
Isopropylbenzene	"	**27.8**	-----	0.500	"	"	"	"	"	
p-Isopropyltoluene	"	ND	-----	0.200	"	"	"	"	"	
4-Methyl-2-pentanone	"	ND	-----	2.00	"	"	"	"	"	
Methylene chloride	"	ND	-----	5.00	"	"	"	"	"	
Naphthalene	"	**147**	-----	0.500	"	"	"	"	"	
n-Propylbenzene	"	**45.2**	-----	0.500	"	"	"	"	"	
Styrene	"	ND	-----	0.500	"	"	"	"	"	
1,2,3-Trichlorobenzene	"	ND	-----	0.200	"	"	"	"	"	
1,2,4-Trichlorobenzene	"	ND	-----	0.200	"	"	"	"	"	
1,1,1,2-Tetrachloroethane	"	ND	-----	0.200	"	"	"	"	"	
1,1,2,2-Tetrachloroethane	"	ND	-----	0.500	"	"	"	"	"	
Tetrachloroethene	"	ND	-----	0.200	"	"	"	"	"	
Toluene	"	**85.0**	-----	0.200	"	"	"	"	"	
1,1,1-Trichloroethane	"	ND	-----	0.200	"	"	"	"	"	
1,1,2-Trichloroethane	"	ND	-----	0.200	"	"	"	"	"	
Trichloroethene	"	ND	-----	0.200	"	"	"	"	"	
Trichlorofluoromethane	"	ND	-----	0.500	"	"	"	"	"	
1,2,3-Trichloropropane	"	ND	-----	0.500	"	"	"	"	"	
1,2,4-Trimethylbenzene	"	**342**	-----	0.200	"	"	"	"	"	**E-01**
1,3,5-Trimethylbenzene	"	**85.8**	-----	0.500	"	"	"	"	"	
Vinyl chloride	"	ND	-----	0.200	"	"	"	"	"	
o-Xylene	"	**199**	-----	0.250	"	"	"	"	"	
m,p-Xylene	"	**846**	-----	0.500	"	"	"	"	"	**E-01**
Total Xylenes	"	**1040**	-----	0.750	"	"	"	"	"	**E-01**
Surrogate(s): 1,2-DCA-d4			*99.0%*		*70 - 130 %*	"			"	
Toluene-d8			*106%*		*70 - 130 %*	"			"	
4-BFB			*96.5%*		*70 - 130 %*	"			"	
BPF0564-05RE1 (01-MW-18-20060620)		**Water**			**Sampled: 06/20/06 15:40**					
Benzene	EPA 8260B	**1870**	-----	20.0	ug/l	100x	6F30042	06/30/06 10:25	06/30/06 18:58	
Ethylbenzene	"	**318**	-----	20.0	"	"	"	"	"	
1,2,4-Trimethylbenzene	"	**307**	-----	20.0	"	"	"	"	"	
o-Xylene	"	**200**	-----	25.0	"	"	"	"	"	
m,p-Xylene	"	**989**	-----	50.0	"	"	"	"	"	
Total Xylenes	"	**1190**	-----	75.0	"	"	"	"	"	
Surrogate(s): 1,2-DCA-d4			*82.2%*		*70 - 130 %*	*1x*			"	
Toluene-d8			*100%*		*70 - 130 %*	"			"	
4-BFB			*98.2%*		*70 - 130 %*	"			"	

TestAmerica - Seattle, WA

The results in this report apply to the samples analyzed in accordance with the chain of custody document. This analytical report must be reproduced in its entirety.

Kate Haney, Project Manager

TestAmerica
ANALYTICAL TESTING CORPORATION

SEATTLE, WA 11720 NORTH CREEK PKWY N, SUITE 400
BOTHELL, WA 98011-8244
PH: (425) 420.9200 FAX: (425) 420.9210

Sound Environmental Strategies	Project Name:	**Time Oil #01-600 - Seattle Terminal**	
2400 Airport Way South, Suite 200	Project Number:	0440-004-04	Report Created:
Seattle, WA/USA 98134-2020	Project Manager:	Dee Gardner	07/10/06 17:06

Volatile Organic Compounds by EPA Method 8260B

TestAmerica - Seattle, WA

Analyte	Method	Result	MDL*	MRL	Units	Dil	Batch	Prepared	Analyzed	Notes
BPF0564-06 (01-MW-19-20060620)		**Water**			**Sampled: 06/20/06 15:40**					
Acetone	EPA 8260B	**68.7**	-----	10.0	ug/l	1x	6F28033	06/27/06 09:42	06/27/06 18:09	
Benzene	"	**1590**	-----	0.200	"	"	"	"	"	**E-01**
Bromobenzene	"	ND	-----	0.500	"	"	"	"	"	
Bromochloromethane	"	ND	-----	0.200	"	"	"	"	"	
Bromodichloromethane	"	ND	-----	0.200	"	"	"	"	"	
Bromoform	"	ND	-----	0.200	"	"	"	"	"	
Bromomethane	"	ND	-----	2.00	"	"	"	"	"	
2-Butanone	"	**6.80**	-----	2.00	"	"	"	"	"	
n-Butylbenzene	"	**5.58**	-----	0.200	"	"	"	"	"	
sec-Butylbenzene	"	**5.20**	-----	0.200	"	"	"	"	"	
tert-Butylbenzene	"	ND	-----	0.500	"	"	"	"	"	
Carbon disulfide	"	ND	-----	0.500	"	"	"	"	"	
Carbon tetrachloride	"	ND	-----	0.200	"	"	"	"	"	
Chlorobenzene	"	ND	-----	0.200	"	"	"	"	"	
Chloroethane	"	ND	-----	1.00	"	"	"	"	"	
Chloroform	"	ND	-----	0.200	"	"	"	"	"	
Chloromethane	"	ND	-----	1.00	"	"	"	"	"	
2-Chlorotoluene	"	ND	-----	0.500	"	"	"	"	"	
4-Chlorotoluene	"	ND	-----	0.500	"	"	"	"	"	
Dibromochloromethane	"	ND	-----	0.200	"	"	"	"	"	
1,2-Dibromo-3-chloropropane	"	ND	-----	0.500	"	"	"	"	"	
1,2-Dibromoethane	"	ND	-----	0.200	"	"	"	"	"	
Dibromomethane	"	ND	-----	0.200	"	"	"	"	"	
1,2-Dichlorobenzene	"	ND	-----	0.200	"	"	"	"	"	
1,3-Dichlorobenzene	"	ND	-----	0.200	"	"	"	"	"	
1,4-Dichlorobenzene	"	ND	-----	0.200	"	"	"	"	"	
Dichlorodifluoromethane	"	ND	-----	0.500	"	"	"	"	"	
1,1-Dichloroethane	"	ND	-----	0.200	"	"	"	"	"	
1,2-Dichloroethane	"	**0.650**	-----	0.200	"	"	"	"	"	
1,1-Dichloroethene	"	ND	-----	0.200	"	"	"	"	"	
cis-1,2-Dichloroethene	"	**0.720**	-----	0.200	"	"	"	"	"	
trans-1,2-Dichloroethene	"	ND	-----	0.200	"	"	"	"	"	
1,2-Dichloropropane	"	ND	-----	0.200	"	"	"	"	"	
1,3-Dichloropropane	"	ND	-----	0.200	"	"	"	"	"	
2,2-Dichloropropane	"	ND	-----	0.500	"	"	"	"	"	
1,1-Dichloropropene	"	ND	-----	0.200	"	"	"	"	"	
cis-1,3-Dichloropropene	"	ND	-----	0.200	"	"	"	"	"	
trans-1,3-Dichloropropene	"	ND	-----	0.200	"	"	"	"	"	
Ethylbenzene	"	**791**	-----	0.200	"	"	"	"	"	**E-01**
Hexachlorobutadiene	"	ND	-----	0.500	"	"	"	"	"	
Methyl tert-butyl ether	"	ND	-----	1.00	"	"	"	"	"	
n-Hexane	"	**53.6**	-----	1.00	"	"	"	"	"	

TestAmerica - Seattle, WA

The results in this report apply to the samples analyzed in accordance with the chain of custody document. This analytical report must be reproduced in its entirety.

Kate Haney, Project Manager

TestAmerica
ANALYTICAL TESTING CORPORATION

SEATTLE, WA 11720 NORTH CREEK PKWY N, SUITE 400
BOTHELL, WA 98011-8244
PH: (425) 420.9200 FAX: (425) 420.9210

Sound Environmental Strategies	Project Name:	**Time Oil #01-600 - Seattle Terminal**	
2400 Airport Way South, Suite 200	Project Number:	0440-004-04	Report Created:
Seattle, WA/USA 98134-2020	Project Manager:	Dee Gardner	07/10/06 17:06

Volatile Organic Compounds by EPA Method 8260B

TestAmerica - Seattle, WA

Analyte	Method	Result	MDL*	MRL	Units	Dil	Batch	Prepared	Analyzed	Notes
BPF0564-06 (01-MW-19-20060620)		**Water**			**Sampled: 06/20/06 15:40**					
2-Hexanone	EPA 8260B	ND	-----	2.00	ug/l	1x	6F28033	06/27/06 09:42	06/27/06 18:09	
Isopropylbenzene	"	**63.1**	-----	0.500	"	"	"	"	"	
p-Isopropyltoluene	"	ND	-----	0.200	"	"	"	"	"	
4-Methyl-2-pentanone	"	ND	-----	2.00	"	"	"	"	"	
Methylene chloride	"	ND	-----	5.00	"	"	"	"	"	
Naphthalene	"	**359**	-----	0.500	"	"	"	"	"	**E-01**
n-Propylbenzene	"	**98.9**	-----	0.500	"	"	"	"	"	
Styrene	"	ND	-----	0.500	"	"	"	"	"	
1,2,3-Trichlorobenzene	"	ND	-----	0.200	"	"	"	"	"	
1,2,4-Trichlorobenzene	"	ND	-----	0.200	"	"	"	"	"	
1,1,1,2-Tetrachloroethane	"	ND	-----	0.200	"	"	"	"	"	
1,1,2,2-Tetrachloroethane	"	ND	-----	0.500	"	"	"	"	"	
Tetrachloroethene	"	ND	-----	0.200	"	"	"	"	"	
Toluene	"	**801**	-----	0.200	"	"	"	"	"	**E-01**
1,1,1-Trichloroethane	"	ND	-----	0.200	"	"	"	"	"	
1,1,2-Trichloroethane	"	ND	-----	0.200	"	"	"	"	"	
Trichloroethene	"	**0.660**	-----	0.200	"	"	"	"	"	
Trichlorofluoromethane	"	ND	-----	0.500	"	"	"	"	"	
1,2,3-Trichloropropane	"	ND	-----	0.500	"	"	"	"	"	
1,2,4-Trimethylbenzene	"	**731**	-----	0.200	"	"	"	"	"	**E-01**
1,3,5-Trimethylbenzene	"	**202**	-----	0.500	"	"	"	"	"	**E**
Vinyl chloride	"	ND	-----	0.200	"	"	"	"	"	
o-Xylene	"	**811**	-----	0.250	"	"	"	"	"	**E-01**
m,p-Xylene	"	**1410**	-----	0.500	"	"	"	"	"	**E-01**
Total Xylenes	"	**2220**	-----	0.750	"	"	"	"	"	**E-01**
Surrogate(s): 1,2-DCA-d4			*99.2%*		*70 - 130 %*	"			"	
Toluene-d8			*106%*		*70 - 130 %*	"			"	
4-BFB			*96.8%*		*70 - 130 %*	"			"	
BPF0564-06RE1 (01-MW-19-20060620)		**Water**			**Sampled: 06/20/06 15:40**					
Benzene	EPA 8260B	**6400**	-----	20.0	ug/l	100x	6F30042	06/30/06 10:25	06/30/06 19:23	
Ethylbenzene	"	**1030**	-----	20.0	"	"	"	"	"	
Naphthalene	"	**399**	-----	50.0	"	"	"	"	"	
Toluene	"	**916**	-----	20.0	"	"	"	"	"	
1,2,4-Trimethylbenzene	"	**836**	-----	20.0	"	"	"	"	"	
1,3,5-Trimethylbenzene	"	**213**	-----	50.0	"	"	"	"	"	
o-Xylene	"	**846**	-----	25.0	"	"	"	"	"	
m,p-Xylene	"	**4420**	-----	50.0	"	"	"	"	"	
Total Xylenes	"	**5260**	-----	75.0	"	"	"	"	"	
Surrogate(s): 1,2-DCA-d4			*82.2%*		*70 - 130 %*	*1x*			"	

TestAmerica - Seattle, WA

The results in this report apply to the samples analyzed in accordance with the chain of custody document. This analytical report must be reproduced in its entirety.

Kate Haney, Project Manager

TestAmerica
ANALYTICAL TESTING CORPORATION

SEATTLE, WA 11720 NORTH CREEK PKWY N, SUITE 400
BOTHELL, WA 98011-8244
PH: (425) 420.9200 FAX: (425) 420.9210

Sound Environmental Strategies	Project Name:	**Time Oil #01-600 - Seattle Terminal**	
2400 Airport Way South, Suite 200	Project Number:	0440-004-04	Report Created:
Seattle, WA/USA 98134-2020	Project Manager:	Dee Gardner	07/10/06 17:06

Volatile Organic Compounds by EPA Method 8260B

TestAmerica - Seattle, WA

Analyte	Method	Result	MDL*	MRL	Units	Dil	Batch	Prepared	Analyzed	Notes
BPF0564-06RE1 (01-MW-19-20060620)		**Water**			**Sampled: 06/20/06 15:40**					
Toluene-d8		*100%*			*70 - 130 %*	*1x*			*06/30/06 19:23*	
4-BFB		*98.8%*			*70 - 130 %*	*"*			*"*	
BPF0564-07 (01-MW-20-20060620)		**Water**			**Sampled: 06/20/06 16:35**					
Acetone	EPA 8260B	ND	-----	10.0	ug/l	1x	6F30042	06/30/06 10:25	06/30/06 16:44	
Benzene	"	**26.5**	-----	0.200	"	"	"	"	"	
Bromobenzene	"	ND	-----	0.500	"	"	"	"	"	
Bromochloromethane	"	ND	-----	0.200	"	"	"	"	"	
Bromodichloromethane	"	ND	-----	0.200	"	"	"	"	"	
Bromoform	"	ND	-----	0.200	"	"	"	"	"	
Bromomethane	"	ND	-----	2.00	"	"	"	"	"	
2-Butanone	"	ND	-----	2.00	"	"	"	"	"	
n-Butylbenzene	"	**2.41**	-----	0.200	"	"	"	"	"	
sec-Butylbenzene	"	ND	-----	0.200	"	"	"	"	"	
tert-Butylbenzene	"	ND	-----	0.500	"	"	"	"	"	
Carbon disulfide	"	ND	-----	0.500	"	"	"	"	"	
Carbon tetrachloride	"	ND	-----	0.200	"	"	"	"	"	
Chlorobenzene	"	ND	-----	0.200	"	"	"	"	"	
Chloroethane	"	ND	-----	1.00	"	"	"	"	"	
Chloroform	"	ND	-----	0.200	"	"	"	"	"	
Chloromethane	"	ND	-----	1.00	"	"	"	"	"	
2-Chlorotoluene	"	ND	-----	0.500	"	"	"	"	"	
4-Chlorotoluene	"	ND	-----	0.500	"	"	"	"	"	
Dibromochloromethane	"	ND	-----	0.200	"	"	"	"	"	
1,2-Dibromo-3-chloropropane	"	ND	-----	0.500	"	"	"	"	"	
1,2-Dibromoethane	"	ND	-----	0.200	"	"	"	"	"	
Dibromomethane	"	ND	-----	0.200	"	"	"	"	"	
1,2-Dichlorobenzene	"	ND	-----	0.200	"	"	"	"	"	
1,3-Dichlorobenzene	"	ND	-----	0.200	"	"	"	"	"	
1,4-Dichlorobenzene	"	ND	-----	0.200	"	"	"	"	"	
Dichlorodifluoromethane	"	ND	-----	0.500	"	"	"	"	"	
1,1-Dichloroethane	"	ND	-----	0.200	"	"	"	"	"	
1,2-Dichloroethane	"	ND	-----	0.200	"	"	"	"	"	
1,1-Dichloroethene	"	ND	-----	0.200	"	"	"	"	"	
cis-1,2-Dichloroethene	"	**1.04**	-----	0.200	"	"	"	"	"	
trans-1,2-Dichloroethene	"	ND	-----	0.200	"	"	"	"	"	
1,2-Dichloropropane	"	ND	-----	0.200	"	"	"	"	"	
1,3-Dichloropropane	"	ND	-----	0.200	"	"	"	"	"	
2,2-Dichloropropane	"	ND	-----	0.500	"	"	"	"	"	
1,1-Dichloropropene	"	ND	-----	0.200	"	"	"	"	"	
cis-1,3-Dichloropropene	"	ND	-----	0.200	"	"	"	"	"	
trans-1,3-Dichloropropene	"	ND	-----	0.200	"	"	"	"	"	

TestAmerica - Seattle, WA

The results in this report apply to the samples analyzed in accordance with the chain of custody document. This analytical report must be reproduced in its entirety.

Kate Haney, Project Manager

TestAmerica
ANALYTICAL TESTING CORPORATION

SEATTLE, WA 11720 NORTH CREEK PKWY N, SUITE 400
BOTHELL, WA 98011-8244
PH: (425) 420.9200 FAX: (425) 420.9210

Sound Environmental Strategies	Project Name:	**Time Oil #01-600 - Seattle Terminal**	
2400 Airport Way South, Suite 200	Project Number:	0440-004-04	Report Created:
Seattle, WA/USA 98134-2020	Project Manager:	Dee Gardner	07/10/06 17:06

Volatile Organic Compounds by EPA Method 8260B

TestAmerica - Seattle, WA

Analyte	Method	Result	MDL*	MRL	Units	Dil	Batch	Prepared	Analyzed	Notes
BPF0564-07 (01-MW-20-20060620)		**Water**			**Sampled: 06/20/06 16:35**					
Ethylbenzene	EPA 8260B	**81.2**	-----	0.200	ug/l	1x	6F30042	06/30/06 10:25	06/30/06 16:44	
Hexachlorobutadiene	"	ND	-----	0.500	"	"	"	"	"	
Methyl tert-butyl ether	"	ND	-----	1.00	"	"	"	"	"	
n-Hexane	"	**28.6**	-----	1.00	"	"	"	"	"	**Q-41**
2-Hexanone	"	ND	-----	2.00	"	"	"	"	"	
Isopropylbenzene	"	**9.83**	-----	0.500	"	"	"	"	"	
p-Isopropyltoluene	"	**1.69**	-----	0.200	"	"	"	"	"	
4-Methyl-2-pentanone	"	ND	-----	2.00	"	"	"	"	"	
Methylene chloride	"	ND	-----	5.00	"	"	"	"	"	
Naphthalene	"	**14.2**	-----	0.500	"	"	"	"	"	
n-Propylbenzene	"	**17.2**	-----	0.500	"	"	"	"	"	
Styrene	"	ND	-----	0.500	"	"	"	"	"	
1,2,3-Trichlorobenzene	"	ND	-----	0.200	"	"	"	"	"	
1,2,4-Trichlorobenzene	"	ND	-----	0.200	"	"	"	"	"	
1,1,1,2-Tetrachloroethane	"	ND	-----	0.200	"	"	"	"	"	
1,1,2,2-Tetrachloroethane	"	ND	-----	0.500	"	"	"	"	"	
Tetrachloroethene	"	ND	-----	0.200	"	"	"	"	"	
Toluene	"	**9.44**	-----	0.200	"	"	"	"	"	
1,1,1-Trichloroethane	"	ND	-----	0.200	"	"	"	"	"	
1,1,2-Trichloroethane	"	ND	-----	0.200	"	"	"	"	"	
Trichloroethene	"	**1.62**	-----	0.200	"	"	"	"	"	
Trichlorofluoromethane	"	ND	-----	0.500	"	"	"	"	"	
1,2,3-Trichloropropane	"	ND	-----	0.500	"	"	"	"	"	
1,2,4-Trimethylbenzene	"	**84.3**	-----	0.200	"	"	"	"	"	
1,3,5-Trimethylbenzene	"	**25.2**	-----	0.500	"	"	"	"	"	
Vinyl chloride	"	ND	-----	0.200	"	"	"	"	"	
o-Xylene	"	**105**	-----	0.250	"	"	"	"	"	
m,p-Xylene	"	**201**	-----	0.500	"	"	"	"	"	
Total Xylenes	"	**306**	-----	0.750	"	"	"	"	"	
Surrogate(s): 1,2-DCA-d4			*82.5%*		*70 - 130 %*	"			"	
Toluene-d8			*102%*		*70 - 130 %*	"			"	
4-BFB			*97.8%*		*70 - 130 %*	"			"	

TestAmerica - Seattle, WA

The results in this report apply to the samples analyzed in accordance with the chain of custody document. This analytical report must be reproduced in its entirety.

Kate Haney, Project Manager

TestAmerica
ANALYTICAL TESTING CORPORATION

SEATTLE, WA 11720 NORTH CREEK PKWY N, SUITE 400
BOTHELL, WA 98011-8244
PH: (425) 420.9200 FAX: (425) 420.9210

Sound Environmental Strategies	Project Name:	**Time Oil #01-600 - Seattle Terminal**	
2400 Airport Way South, Suite 200	Project Number:	0440-004-04	Report Created:
Seattle, WA/USA 98134-2020	Project Manager:	Dee Gardner	07/10/06 17:06

Volatile Organic Compounds by EPA Method 8260B

TestAmerica - Seattle, WA

Analyte	Method	Result	MDL*	MRL	Units	Dil	Batch	Prepared	Analyzed	Notes
BPF0564-08 (02-MW-01-20060620)		**Water**			**Sampled: 06/20/06 10:40**					
Acetone	EPA 8260B	ND	-----	10.0	ug/l	1x	6F30042	06/30/06 10:25	06/30/06 17:09	
Benzene	"	**29.0**	-----	0.200	"	"	"	"	"	
Bromobenzene	"	ND	-----	0.500	"	"	"	"	"	
Bromochloromethane	"	ND	-----	0.200	"	"	"	"	"	
Bromodichloromethane	"	ND	-----	0.200	"	"	"	"	"	
Bromoform	"	ND	-----	0.200	"	"	"	"	"	
Bromomethane	"	ND	-----	2.00	"	"	"	"	"	
2-Butanone	"	ND	-----	2.00	"	"	"	"	"	
n-Butylbenzene	"	ND	-----	0.200	"	"	"	"	"	
sec-Butylbenzene	"	ND	-----	0.200	"	"	"	"	"	
tert-Butylbenzene	"	ND	-----	0.500	"	"	"	"	"	
Carbon disulfide	"	ND	-----	0.500	"	"	"	"	"	
Carbon tetrachloride	"	ND	-----	0.200	"	"	"	"	"	
Chlorobenzene	"	ND	-----	0.200	"	"	"	"	"	
Chloroethane	"	ND	-----	1.00	"	"	"	"	"	
Chloroform	"	ND	-----	0.200	"	"	"	"	"	
Chloromethane	"	ND	-----	1.00	"	"	"	"	"	
2-Chlorotoluene	"	ND	-----	0.500	"	"	"	"	"	
4-Chlorotoluene	"	ND	-----	0.500	"	"	"	"	"	
Dibromochloromethane	"	ND	-----	0.200	"	"	"	"	"	
1,2-Dibromo-3-chloropropane	"	ND	-----	0.500	"	"	"	"	"	
1,2-Dibromoethane	"	ND	-----	0.200	"	"	"	"	"	
Dibromomethane	"	ND	-----	0.200	"	"	"	"	"	
1,2-Dichlorobenzene	"	ND	-----	0.200	"	"	"	"	"	
1,3-Dichlorobenzene	"	ND	-----	0.200	"	"	"	"	"	
1,4-Dichlorobenzene	"	ND	-----	0.200	"	"	"	"	"	
Dichlorodifluoromethane	"	ND	-----	0.500	"	"	"	"	"	
1,1-Dichloroethane	"	ND	-----	0.200	"	"	"	"	"	
1,2-Dichloroethane	"	ND	-----	0.200	"	"	"	"	"	
1,1-Dichloroethene	"	ND	-----	0.200	"	"	"	"	"	
cis-1,2-Dichloroethene	"	ND	-----	0.200	"	"	"	"	"	
trans-1,2-Dichloroethene	"	ND	-----	0.200	"	"	"	"	"	
1,2-Dichloropropane	"	ND	-----	0.200	"	"	"	"	"	
1,3-Dichloropropane	"	ND	-----	0.200	"	"	"	"	"	
2,2-Dichloropropane	"	ND	-----	0.500	"	"	"	"	"	
1,1-Dichloropropene	"	ND	-----	0.200	"	"	"	"	"	
cis-1,3-Dichloropropene	"	ND	-----	0.200	"	"	"	"	"	
trans-1,3-Dichloropropene	"	ND	-----	0.200	"	"	"	"	"	
Ethylbenzene	"	ND	-----	0.200	"	"	"	"	"	
Hexachlorobutadiene	"	ND	-----	0.500	"	"	"	"	"	
Methyl tert-butyl ether	"	ND	-----	1.00	"	"	"	"	"	
n-Hexane	"	ND	-----	1.00	"	"	"	"	"	Q-41
2-Hexanone	"	ND	-----	2.00	"	"	"	"	"	

TestAmerica - Seattle, WA

The results in this report apply to the samples analyzed in accordance with the chain of custody document. This analytical report must be reproduced in its entirety.

Kate Haney, Project Manager

TestAmerica
ANALYTICAL TESTING CORPORATION

SEATTLE, WA 11720 NORTH CREEK PKWY N, SUITE 400
BOTHELL, WA 98011-8244
PH: (425) 420.9200 FAX: (425) 420.9210

Sound Environmental Strategies	Project Name:	**Time Oil #01-600 - Seattle Terminal**	
2400 Airport Way South, Suite 200	Project Number:	0440-004-04	Report Created:
Seattle, WA/USA 98134-2020	Project Manager:	Dee Gardner	07/10/06 17:06

Volatile Organic Compounds by EPA Method 8260B

TestAmerica - Seattle, WA

Analyte	Method	Result	MDL*	MRL	Units	Dil	Batch	Prepared	Analyzed	Notes
BPF0564-08 (02-MW-01-20060620)		**Water**			**Sampled: 06/20/06 10:40**					
Isopropylbenzene	EPA 8260B	**0.740**	-----	0.500	ug/l	1x	6F30042	06/30/06 10:25	06/30/06 17:09	
p-Isopropyltoluene	"	ND	-----	0.200	"	"	"	"	"	
4-Methyl-2-pentanone	"	ND	-----	2.00	"	"	"	"	"	
Methylene chloride	"	ND	-----	5.00	"	"	"	"	"	
Naphthalene	"	**1.56**	-----	0.500	"	"	"	"	"	
n-Propylbenzene	"	ND	-----	0.500	"	"	"	"	"	
Styrene	"	ND	-----	0.500	"	"	"	"	"	
1,2,3-Trichlorobenzene	"	ND	-----	0.200	"	"	"	"	"	
1,2,4-Trichlorobenzene	"	ND	-----	0.200	"	"	"	"	"	
1,1,1,2-Tetrachloroethane	"	ND	-----	0.200	"	"	"	"	"	
1,1,2,2-Tetrachloroethane	"	ND	-----	0.500	"	"	"	"	"	
Tetrachloroethene	"	ND	-----	0.200	"	"	"	"	"	
Toluene	"	**0.650**	-----	0.200	"	"	"	"	"	
1,1,1-Trichloroethane	"	ND	-----	0.200	"	"	"	"	"	
1,1,2-Trichloroethane	"	ND	-----	0.200	"	"	"	"	"	
Trichloroethene	"	ND	-----	0.200	"	"	"	"	"	
Trichlorofluoromethane	"	ND	-----	0.500	"	"	"	"	"	
1,2,3-Trichloropropane	"	ND	-----	0.500	"	"	"	"	"	
1,2,4-Trimethylbenzene	"	**0.460**	-----	0.200	"	"	"	"	"	
1,3,5-Trimethylbenzene	"	ND	-----	0.500	"	"	"	"	"	
Vinyl chloride	"	ND	-----	0.200	"	"	"	"	"	
o-Xylene	"	**0.770**	-----	0.250	"	"	"	"	"	
m,p-Xylene	"	**1.16**	-----	0.500	"	"	"	"	"	
Total Xylenes	"	**1.93**	-----	0.750	"	"	"	"	"	
Surrogate(s): 1,2-DCA-d4			*77.5%*		*70 - 130 %*	"			"	
Toluene-d8			*101%*		*70 - 130 %*	"			"	
4-BFB			*100%*		*70 - 130 %*	"			"	
BPF0564-09 (02-MW-02-20060620)		**Water**			**Sampled: 06/20/06 09:55**					
Acetone	EPA 8260B	ND	-----	10.0	ug/l	1x	6F30042	06/30/06 10:25	06/30/06 17:34	
Benzene	"	ND	-----	0.200	"	"	"	"	"	
Bromobenzene	"	ND	-----	0.500	"	"	"	"	"	
Bromochloromethane	"	ND	-----	0.200	"	"	"	"	"	
Bromodichloromethane	"	ND	-----	0.200	"	"	"	"	"	
Bromoform	"	ND	-----	0.200	"	"	"	"	"	
Bromomethane	"	ND	-----	2.00	"	"	"	"	"	
2-Butanone	"	ND	-----	2.00	"	"	"	"	"	
n-Butylbenzene	"	ND	-----	0.200	"	"	"	"	"	
sec-Butylbenzene	"	ND	-----	0.200	"	"	"	"	"	
tert-Butylbenzene	"	ND	-----	0.500	"	"	"	"	"	
Carbon disulfide	"	ND	-----	0.500	"	"	"	"	"	

TestAmerica - Seattle, WA

The results in this report apply to the samples analyzed in accordance with the chain of custody document. This analytical report must be reproduced in its entirety.

Kate Haney, Project Manager

TestAmerica
ANALYTICAL TESTING CORPORATION

SEATTLE, WA 11720 NORTH CREEK PKWY N, SUITE 400
BOTHELL, WA 98011-8244
PH: (425) 420.9200 FAX: (425) 420.9210

Sound Environmental Strategies	Project Name:	**Time Oil #01-600 - Seattle Terminal**	
2400 Airport Way South, Suite 200	Project Number:	0440-004-04	Report Created:
Seattle, WA/USA 98134-2020	Project Manager:	Dee Gardner	07/10/06 17:06

Volatile Organic Compounds by EPA Method 8260B

TestAmerica - Seattle, WA

Analyte	Method	Result	MDL*	MRL	Units	Dil	Batch	Prepared	Analyzed	Notes
BPF0564-09 (02-MW-02-20060620)		**Water**			**Sampled: 06/20/06 09:55**					
Carbon tetrachloride	EPA 8260B	ND	-----	0.200	ug/l	1x	6F30042	06/30/06 10:25	06/30/06 17:34	
Chlorobenzene	"	**0.880**	-----	0.200	"	"	"	"	"	
Chloroethane	"	ND	-----	1.00	"	"	"	"	"	
Chloroform	"	ND	-----	0.200	"	"	"	"	"	
Chloromethane	"	ND	-----	1.00	"	"	"	"	"	
2-Chlorotoluene	"	ND	-----	0.500	"	"	"	"	"	
4-Chlorotoluene	"	ND	-----	0.500	"	"	"	"	"	
Dibromochloromethane	"	ND	-----	0.200	"	"	"	"	"	
1,2-Dibromo-3-chloropropane	"	ND	-----	0.500	"	"	"	"	"	
1,2-Dibromoethane	"	ND	-----	0.200	"	"	"	"	"	
Dibromomethane	"	ND	-----	0.200	"	"	"	"	"	
1,2-Dichlorobenzene	"	ND	-----	0.200	"	"	"	"	"	
1,3-Dichlorobenzene	"	ND	-----	0.200	"	"	"	"	"	
1,4-Dichlorobenzene	"	ND	-----	0.200	"	"	"	"	"	
Dichlorodifluoromethane	"	ND	-----	0.500	"	"	"	"	"	
1,1-Dichloroethane	"	ND	-----	0.200	"	"	"	"	"	
1,2-Dichloroethane	"	ND	-----	0.200	"	"	"	"	"	
1,1-Dichloroethene	"	ND	-----	0.200	"	"	"	"	"	
cis-1,2-Dichloroethene	"	ND	-----	0.200	"	"	"	"	"	
trans-1,2-Dichloroethene	"	ND	-----	0.200	"	"	"	"	"	
1,2-Dichloropropane	"	ND	-----	0.200	"	"	"	"	"	
1,3-Dichloropropane	"	ND	-----	0.200	"	"	"	"	"	
2,2-Dichloropropane	"	ND	-----	0.500	"	"	"	"	"	
1,1-Dichloropropene	"	ND	-----	0.200	"	"	"	"	"	
cis-1,3-Dichloropropene	"	ND	-----	0.200	"	"	"	"	"	
trans-1,3-Dichloropropene	"	ND	-----	0.200	"	"	"	"	"	
Ethylbenzene	"	ND	-----	0.200	"	"	"	"	"	
Hexachlorobutadiene	"	ND	-----	0.500	"	"	"	"	"	
Methyl tert-butyl ether	"	ND	-----	1.00	"	"	"	"	"	
n-Hexane	"	ND	-----	1.00	"	"	"	"	"	Q-41
2-Hexanone	"	ND	-----	2.00	"	"	"	"	"	
Isopropylbenzene	"	ND	-----	0.500	"	"	"	"	"	
p-Isopropyltoluene	"	ND	-----	0.200	"	"	"	"	"	
4-Methyl-2-pentanone	"	ND	-----	2.00	"	"	"	"	"	
Methylene chloride	"	ND	-----	5.00	"	"	"	"	"	
Naphthalene	"	ND	-----	0.500	"	"	"	"	"	
n-Propylbenzene	"	ND	-----	0.500	"	"	"	"	"	
Styrene	"	ND	-----	0.500	"	"	"	"	"	
1,2,3-Trichlorobenzene	"	ND	-----	0.200	"	"	"	"	"	
1,2,4-Trichlorobenzene	"	ND	-----	0.200	"	"	"	"	"	
1,1,1,2-Tetrachloroethane	"	ND	-----	0.200	"	"	"	"	"	
1,1,2,2-Tetrachloroethane	"	ND	-----	0.500	"	"	"	"	"	
Tetrachloroethene	"	ND	-----	0.200	"	"	"	"	"	

TestAmerica - Seattle, WA

The results in this report apply to the samples analyzed in accordance with the chain of custody document. This analytical report must be reproduced in its entirety.

Kate Haney, Project Manager

TestAmerica
ANALYTICAL TESTING CORPORATION

SEATTLE, WA 11720 NORTH CREEK PKWY N, SUITE 400
BOTHELL, WA 98011-8244
PH: (425) 420.9200 FAX: (425) 420.9210

Sound Environmental Strategies	Project Name:	**Time Oil #01-600 - Seattle Terminal**	
2400 Airport Way South, Suite 200	Project Number:	0440-004-04	Report Created:
Seattle, WA/USA 98134-2020	Project Manager:	Dee Gardner	07/10/06 17:06

Volatile Organic Compounds by EPA Method 8260B

TestAmerica - Seattle, WA

Analyte	Method	Result	MDL*	MRL	Units	Dil	Batch	Prepared	Analyzed	Notes
BPF0564-09 (02-MW-02-20060620)		**Water**			**Sampled: 06/20/06 09:55**					
Toluene	EPA 8260B	ND	-----	0.200	ug/l	1x	6F30042	06/30/06 10:25	06/30/06 17:34	
1,1,1-Trichloroethane	"	ND	-----	0.200	"	"	"	"	"	
1,1,2-Trichloroethane	"	ND	-----	0.200	"	"	"	"	"	
Trichloroethene	"	ND	-----	0.200	"	"	"	"	"	
Trichlorofluoromethane	"	ND	-----	0.500	"	"	"	"	"	
1,2,3-Trichloropropane	"	ND	-----	0.500	"	"	"	"	"	
1,2,4-Trimethylbenzene	"	ND	-----	0.200	"	"	"	"	"	
1,3,5-Trimethylbenzene	"	ND	-----	0.500	"	"	"	"	"	
Vinyl chloride	"	ND	-----	0.200	"	"	"	"	"	
o-Xylene	"	ND	-----	0.250	"	"	"	"	"	
m,p-Xylene	"	ND	-----	0.500	"	"	"	"	"	
Total Xylenes	"	ND	-----	0.750	"	"	"	"	"	
Surrogate(s): 1,2-DCA-d4		*81.5%*			*70 - 130 %*	"			"	
Toluene-d8		*99.2%*			*70 - 130 %*	"			"	
4-BFB		*100%*			*70 - 130 %*	"			"	
BPF0564-10 (02-MW-03-20060620)		**Water**			**Sampled: 06/20/06 11:32**					
Acetone	EPA 8260B	ND	-----	10.0	ug/l	1x	6F30042	06/30/06 10:25	06/30/06 17:59	
Benzene	"	ND	-----	0.200	"	"	"	"	"	
Bromobenzene	"	ND	-----	0.500	"	"	"	"	"	
Bromochloromethane	"	ND	-----	0.200	"	"	"	"	"	
Bromodichloromethane	"	ND	-----	0.200	"	"	"	"	"	
Bromoform	"	ND	-----	0.200	"	"	"	"	"	
Bromomethane	"	ND	-----	2.00	"	"	"	"	"	
2-Butanone	"	ND	-----	2.00	"	"	"	"	"	
n-Butylbenzene	"	ND	-----	0.200	"	"	"	"	"	
sec-Butylbenzene	"	ND	-----	0.200	"	"	"	"	"	
tert-Butylbenzene	"	ND	-----	0.500	"	"	"	"	"	
Carbon disulfide	"	ND	-----	0.500	"	"	"	"	"	
Carbon tetrachloride	"	ND	-----	0.200	"	"	"	"	"	
Chlorobenzene	"	ND	-----	0.200	"	"	"	"	"	
Chloroethane	"	ND	-----	1.00	"	"	"	"	"	
Chloroform	"	ND	-----	0.200	"	"	"	"	"	
Chloromethane	"	ND	-----	1.00	"	"	"	"	"	
2-Chlorotoluene	"	ND	-----	0.500	"	"	"	"	"	
4-Chlorotoluene	"	ND	-----	0.500	"	"	"	"	"	
Dibromochloromethane	"	ND	-----	0.200	"	"	"	"	"	
1,2-Dibromo-3-chloropropane	"	ND	-----	0.500	"	"	"	"	"	
1,2-Dibromoethane	"	ND	-----	0.200	"	"	"	"	"	
Dibromomethane	"	ND	-----	0.200	"	"	"	"	"	
1,2-Dichlorobenzene	"	ND	-----	0.200	"	"	"	"	"	
1,3-Dichlorobenzene	"	ND	-----	0.200	"	"	"	"	"	

TestAmerica - Seattle, WA

The results in this report apply to the samples analyzed in accordance with the chain of custody document. This analytical report must be reproduced in its entirety.

Kate Haney, Project Manager

TestAmerica
ANALYTICAL TESTING CORPORATION

SEATTLE, WA 11720 NORTH CREEK PKWY N, SUITE 400
BOTHELL, WA 98011-8244
PH: (425) 420.9200 FAX: (425) 420.9210

Sound Environmental Strategies	Project Name:	**Time Oil #01-600 - Seattle Terminal**	
2400 Airport Way South, Suite 200	Project Number:	0440-004-04	Report Created:
Seattle, WA/USA 98134-2020	Project Manager:	Dee Gardner	07/10/06 17:06

Volatile Organic Compounds by EPA Method 8260B

TestAmerica - Seattle, WA

Analyte	Method	Result	MDL*	MRL	Units	Dil	Batch	Prepared	Analyzed	Notes
BPF0564-10 (02-MW-03-20060620)		**Water**			**Sampled: 06/20/06 11:32**					
1,4-Dichlorobenzene	EPA 8260B	ND	-----	0.200	ug/l	1x	6F30042	06/30/06 10:25	06/30/06 17:59	
Dichlorodifluoromethane	"	ND	-----	0.500	"	"	"	"	"	
1,1-Dichloroethane	"	ND	-----	0.200	"	"	"	"	"	
1,2-Dichloroethane	"	ND	-----	0.200	"	"	"	"	"	
1,1-Dichloroethene	"	ND	-----	0.200	"	"	"	"	"	
cis-1,2-Dichloroethene	"	ND	-----	0.200	"	"	"	"	"	
trans-1,2-Dichloroethene	"	ND	-----	0.200	"	"	"	"	"	
1,2-Dichloropropane	"	ND	-----	0.200	"	"	"	"	"	
1,3-Dichloropropane	"	ND	-----	0.200	"	"	"	"	"	
2,2-Dichloropropane	"	ND	-----	0.500	"	"	"	"	"	
1,1-Dichloropropene	"	ND	-----	0.200	"	"	"	"	"	
cis-1,3-Dichloropropene	"	ND	-----	0.200	"	"	"	"	"	
trans-1,3-Dichloropropene	"	ND	-----	0.200	"	"	"	"	"	
Ethylbenzene	"	ND	-----	0.200	"	"	"	"	"	
Hexachlorobutadiene	"	ND	-----	0.500	"	"	"	"	"	
Methyl tert-butyl ether	"	ND	-----	1.00	"	"	"	"	"	
n-Hexane	"	ND	-----	1.00	"	"	"	"	"	Q-41
2-Hexanone	"	ND	-----	2.00	"	"	"	"	"	
Isopropylbenzene	"	ND	-----	0.500	"	"	"	"	"	
p-Isopropyltoluene	"	ND	-----	0.200	"	"	"	"	"	
4-Methyl-2-pentanone	"	ND	-----	2.00	"	"	"	"	"	
Methylene chloride	"	ND	-----	5.00	"	"	"	"	"	
Naphthalene	"	ND	-----	0.500	"	"	"	"	"	
n-Propylbenzene	"	ND	-----	0.500	"	"	"	"	"	
Styrene	"	ND	-----	0.500	"	"	"	"	"	
1,2,3-Trichlorobenzene	"	ND	-----	0.200	"	"	"	"	"	
1,2,4-Trichlorobenzene	"	ND	-----	0.200	"	"	"	"	"	
1,1,1,2-Tetrachloroethane	"	ND	-----	0.200	"	"	"	"	"	
1,1,2,2-Tetrachloroethane	"	ND	-----	0.500	"	"	"	"	"	
Tetrachloroethene	"	ND	-----	0.200	"	"	"	"	"	
Toluene	"	ND	-----	0.200	"	"	"	"	"	
1,1,1-Trichloroethane	"	ND	-----	0.200	"	"	"	"	"	
1,1,2-Trichloroethane	"	ND	-----	0.200	"	"	"	"	"	
Trichloroethene	"	ND	-----	0.200	"	"	"	"	"	
Trichlorofluoromethane	"	ND	-----	0.500	"	"	"	"	"	
1,2,3-Trichloropropane	"	ND	-----	0.500	"	"	"	"	"	
1,2,4-Trimethylbenzene	"	ND	-----	0.200	"	"	"	"	"	
1,3,5-Trimethylbenzene	"	ND	-----	0.500	"	"	"	"	"	
Vinyl chloride	"	ND	-----	0.200	"	"	"	"	"	
o-Xylene	"	ND	-----	0.250	"	"	"	"	"	
m,p-Xylene	"	ND	-----	0.500	"	"	"	"	"	
Total Xylenes	"	ND	-----	0.750	"	"	"	"	"	

TestAmerica - Seattle, WA

The results in this report apply to the samples analyzed in accordance with the chain of custody document. This analytical report must be reproduced in its entirety.

Kate Haney, Project Manager

TestAmerica
ANALYTICAL TESTING CORPORATION

SEATTLE, WA 11720 NORTH CREEK PKWY N, SUITE 400
BOTHELL, WA 98011-8244
PH: (425) 420.9200 FAX: (425) 420.9210

Sound Environmental Strategies	Project Name:	**Time Oil #01-600 - Seattle Terminal**	
2400 Airport Way South, Suite 200	Project Number:	0440-004-04	Report Created:
Seattle, WA/USA 98134-2020	Project Manager:	Dee Gardner	07/10/06 17:06

Volatile Organic Compounds by EPA Method 8260B

TestAmerica - Seattle, WA

Analyte	Method	Result	MDL*	MRL	Units	Dil	Batch	Prepared	Analyzed	Notes
BPF0564-10 (02-MW-03-20060620)		**Water**			**Sampled: 06/20/06 11:32**					
Surrogate(s): 1,2-DCA-d4		*80.8%*			*70 - 130 %*	*1x*			*06/30/06 17:59*	
Toluene-d8		*100%*			*70 - 130 %*	*"*			*"*	
4-BFB		*99.8%*			*70 - 130 %*	*"*			*"*	
BPF0564-11 (02-MW-04-20060620)		**Water**			**Sampled: 06/20/06 12:19**					
Acetone	EPA 8260B	ND	-----	10.0	ug/l	1x	6F28033	06/27/06 09:42	06/27/06 20:35	
Benzene	"	**20.1**	-----	0.200	"	"	"	"	"	
Bromobenzene	"	ND	-----	0.500	"	"	"	"	"	
Bromochloromethane	"	ND	-----	0.200	"	"	"	"	"	
Bromodichloromethane	"	ND	-----	0.200	"	"	"	"	"	
Bromoform	"	ND	-----	0.200	"	"	"	"	"	
Bromomethane	"	ND	-----	2.00	"	"	"	"	"	
2-Butanone	"	**32.5**	-----	2.00	"	"	"	"	"	
n-Butylbenzene	"	**2.03**	-----	0.200	"	"	"	"	"	
sec-Butylbenzene	"	**3.56**	-----	0.200	"	"	"	"	"	
tert-Butylbenzene	"	**1.60**	-----	0.500	"	"	"	"	"	
Carbon disulfide	"	ND	-----	0.500	"	"	"	"	"	
Carbon tetrachloride	"	ND	-----	0.200	"	"	"	"	"	
Chlorobenzene	"	ND	-----	0.200	"	"	"	"	"	
Chloroethane	"	ND	-----	1.00	"	"	"	"	"	
Chloroform	"	ND	-----	0.200	"	"	"	"	"	
Chloromethane	"	ND	-----	1.00	"	"	"	"	"	
2-Chlorotoluene	"	ND	-----	0.500	"	"	"	"	"	
4-Chlorotoluene	"	ND	-----	0.500	"	"	"	"	"	
Dibromochloromethane	"	ND	-----	0.200	"	"	"	"	"	
1,2-Dibromo-3-chloropropane	"	ND	-----	0.500	"	"	"	"	"	
1,2-Dibromoethane	"	ND	-----	0.200	"	"	"	"	"	
Dibromomethane	"	ND	-----	0.200	"	"	"	"	"	
1,2-Dichlorobenzene	"	ND	-----	0.200	"	"	"	"	"	
1,3-Dichlorobenzene	"	ND	-----	0.200	"	"	"	"	"	
1,4-Dichlorobenzene	"	ND	-----	0.200	"	"	"	"	"	
Dichlorodifluoromethane	"	ND	-----	0.500	"	"	"	"	"	
1,1-Dichloroethane	"	ND	-----	0.200	"	"	"	"	"	
1,2-Dichloroethane	"	**0.650**	-----	0.200	"	"	"	"	"	
1,1-Dichloroethene	"	ND	-----	0.200	"	"	"	"	"	
cis-1,2-Dichloroethene	"	ND	-----	0.200	"	"	"	"	"	
trans-1,2-Dichloroethene	"	ND	-----	0.200	"	"	"	"	"	
1,2-Dichloropropane	"	ND	-----	0.200	"	"	"	"	"	
1,3-Dichloropropane	"	ND	-----	0.200	"	"	"	"	"	
2,2-Dichloropropane	"	ND	-----	0.500	"	"	"	"	"	
1,1-Dichloropropene	"	ND	-----	0.200	"	"	"	"	"	
cis-1,3-Dichloropropene	"	ND	-----	0.200	"	"	"	"	"	

TestAmerica - Seattle, WA

The results in this report apply to the samples analyzed in accordance with the chain of custody document. This analytical report must be reproduced in its entirety.

Kate Haney, Project Manager

TestAmerica
ANALYTICAL TESTING CORPORATION

SEATTLE, WA 11720 NORTH CREEK PKWY N, SUITE 400
BOTHELL, WA 98011-8244
PH: (425) 420.9200 FAX: (425) 420.9210

Sound Environmental Strategies	Project Name:	**Time Oil #01-600 - Seattle Terminal**	
2400 Airport Way South, Suite 200	Project Number:	0440-004-04	Report Created:
Seattle, WA/USA 98134-2020	Project Manager:	Dee Gardner	07/10/06 17:06

Volatile Organic Compounds by EPA Method 8260B

TestAmerica - Seattle, WA

Analyte	Method	Result	MDL*	MRL	Units	Dil	Batch	Prepared	Analyzed	Notes
BPF0564-11 (02-MW-04-20060620)		**Water**			**Sampled: 06/20/06 12:19**					
trans-1,3-Dichloropropene	EPA 8260B	ND	-----	0.200	ug/l	1x	6F28033	06/27/06 09:42	06/27/06 20:35	
Ethylbenzene	"	**316**	-----	0.200	"	"	"	"	"	**E-01**
Hexachlorobutadiene	"	ND	-----	0.500	"	"	"	"	"	
Methyl tert-butyl ether	"	ND	-----	1.00	"	"	"	"	"	
n-Hexane	"	**227**	-----	1.00	"	"	"	"	"	**E**
2-Hexanone	"	ND	-----	2.00	"	"	"	"	"	
Isopropylbenzene	"	**26.8**	-----	0.500	"	"	"	"	"	
p-Isopropyltoluene	"	ND	-----	0.200	"	"	"	"	"	
4-Methyl-2-pentanone	"	ND	-----	2.00	"	"	"	"	"	
Methylene chloride	"	ND	-----	5.00	"	"	"	"	"	
Naphthalene	"	**13.4**	-----	0.500	"	"	"	"	"	
n-Propylbenzene	"	**33.6**	-----	0.500	"	"	"	"	"	
Styrene	"	ND	-----	0.500	"	"	"	"	"	
1,2,3-Trichlorobenzene	"	ND	-----	0.200	"	"	"	"	"	
1,2,4-Trichlorobenzene	"	ND	-----	0.200	"	"	"	"	"	
1,1,1,2-Tetrachloroethane	"	ND	-----	0.200	"	"	"	"	"	
1,1,2,2-Tetrachloroethane	"	ND	-----	0.500	"	"	"	"	"	
Tetrachloroethene	"	ND	-----	0.200	"	"	"	"	"	
Toluene	"	**30.3**	-----	0.200	"	"	"	"	"	
1,1,1-Trichloroethane	"	ND	-----	0.200	"	"	"	"	"	
1,1,2-Trichloroethane	"	ND	-----	0.200	"	"	"	"	"	
Trichloroethene	"	ND	-----	0.200	"	"	"	"	"	
Trichlorofluoromethane	"	ND	-----	0.500	"	"	"	"	"	
1,2,3-Trichloropropane	"	ND	-----	0.500	"	"	"	"	"	
1,2,4-Trimethylbenzene	"	**123**	-----	0.200	"	"	"	"	"	
1,3,5-Trimethylbenzene	"	**64.1**	-----	0.500	"	"	"	"	"	
Vinyl chloride	"	ND	-----	0.200	"	"	"	"	"	
o-Xylene	"	**78.8**	-----	0.250	"	"	"	"	"	
m,p-Xylene	"	**416**	-----	0.500	"	"	"	"	"	**E**
Total Xylenes	"	**494**	-----	0.750	"	"	"	"	"	**E**
Surrogate(s): *1,2-DCA-d4*			*107%*		*70 - 130 %*	"			"	
Toluene-d8			*107%*		*70 - 130 %*	"			"	
4-BFB			*100%*		*70 - 130 %*	"			"	

TestAmerica - Seattle, WA

The results in this report apply to the samples analyzed in accordance with the chain of custody document. This analytical report must be reproduced in its entirety.

Kate Haney, Project Manager

TestAmerica
ANALYTICAL TESTING CORPORATION

SEATTLE, WA 11720 NORTH CREEK PKWY N, SUITE 400
BOTHELL, WA 98011-8244
PH: (425) 420.9200 FAX: (425) 420.9210

Sound Environmental Strategies	Project Name:	**Time Oil #01-600 - Seattle Terminal**	
2400 Airport Way South, Suite 200	Project Number:	0440-004-04	Report Created:
Seattle, WA/USA 98134-2020	Project Manager:	Dee Gardner	07/10/06 17:06

Volatile Organic Compounds by EPA Method 8260B

TestAmerica - Seattle, WA

Analyte	Method	Result	MDL*	MRL	Units	Dil	Batch	Prepared	Analyzed	Notes
BPF0564-11RE1 (02-MW-04-20060620)		**Water**			**Sampled: 06/20/06 12:19**					
Ethylbenzene	EPA 8260B	**375**	-----	1.00	ug/l	5x	6F30042	06/30/06 10:25	06/30/06 19:49	
n-Hexane	"	**236**	-----	5.00	"	"	"	"	"	**Q-41**
o-Xylene	"	**79.1**	-----	1.25	"	"	"	"	"	
m,p-Xylene	"	**495**	-----	2.50	"	"	"	"	"	
Total Xylenes	"	**574**	-----	3.75	"	"	"	"	"	
Surrogate(s): 1,2-DCA-d4			*82.0%*		*70 - 130 %*	*1x*			*"*	
Toluene-d8			*102%*		*70 - 130 %*	*"*			*"*	
4-BFB			*100%*		*70 - 130 %*	*"*			*"*	
BPF0564-12 (02-MW-06-20060620)		**Water**			**Sampled: 06/20/06 11:20**					
Acetone	EPA 8260B	ND	-----	10.0	ug/l	1x	6F30042	06/30/06 10:25	06/30/06 18:25	
Benzene	"	ND	-----	0.200	"	"	"	"	"	
Bromobenzene	"	ND	-----	0.500	"	"	"	"	"	
Bromochloromethane	"	ND	-----	0.200	"	"	"	"	"	
Bromodichloromethane	"	ND	-----	0.200	"	"	"	"	"	
Bromoform	"	ND	-----	0.200	"	"	"	"	"	
Bromomethane	"	ND	-----	2.00	"	"	"	"	"	
2-Butanone	"	ND	-----	2.00	"	"	"	"	"	
n-Butylbenzene	"	ND	-----	0.200	"	"	"	"	"	
sec-Butylbenzene	"	ND	-----	0.200	"	"	"	"	"	
tert-Butylbenzene	"	ND	-----	0.500	"	"	"	"	"	
Carbon disulfide	"	ND	-----	0.500	"	"	"	"	"	
Carbon tetrachloride	"	ND	-----	0.200	"	"	"	"	"	
Chlorobenzene	"	ND	-----	0.200	"	"	"	"	"	
Chloroethane	"	ND	-----	1.00	"	"	"	"	"	
Chloroform	"	ND	-----	0.200	"	"	"	"	"	
Chloromethane	"	ND	-----	1.00	"	"	"	"	"	
2-Chlorotoluene	"	ND	-----	0.500	"	"	"	"	"	
4-Chlorotoluene	"	ND	-----	0.500	"	"	"	"	"	
Dibromochloromethane	"	ND	-----	0.200	"	"	"	"	"	
1,2-Dibromo-3-chloropropane	"	ND	-----	0.500	"	"	"	"	"	
1,2-Dibromoethane	"	ND	-----	0.200	"	"	"	"	"	
Dibromomethane	"	ND	-----	0.200	"	"	"	"	"	
1,2-Dichlorobenzene	"	ND	-----	0.200	"	"	"	"	"	
1,3-Dichlorobenzene	"	ND	-----	0.200	"	"	"	"	"	
1,4-Dichlorobenzene	"	ND	-----	0.200	"	"	"	"	"	
Dichlorodifluoromethane	"	ND	-----	0.500	"	"	"	"	"	
1,1-Dichloroethane	"	ND	-----	0.200	"	"	"	"	"	
1,2-Dichloroethane	"	**0.290**	-----	0.200	"	"	"	"	"	
1,1-Dichloroethene	"	ND	-----	0.200	"	"	"	"	"	
cis-1,2-Dichloroethene	"	ND	-----	0.200	"	"	"	"	"	
trans-1,2-Dichloroethene	"	ND	-----	0.200	"	"	"	"	"	

TestAmerica - Seattle, WA

The results in this report apply to the samples analyzed in accordance with the chain of custody document. This analytical report must be reproduced in its entirety.

Kate Haney, Project Manager

TestAmerica
ANALYTICAL TESTING CORPORATION

SEATTLE, WA 11720 NORTH CREEK PKWY N, SUITE 400
BOTHELL, WA 98011-8244
PH: (425) 420.9200 FAX: (425) 420.9210

Sound Environmental Strategies	Project Name:	**Time Oil #01-600 - Seattle Terminal**	
2400 Airport Way South, Suite 200	Project Number:	0440-004-04	Report Created:
Seattle, WA/USA 98134-2020	Project Manager:	Dee Gardner	07/10/06 17:06

Volatile Organic Compounds by EPA Method 8260B

TestAmerica - Seattle, WA

Analyte	Method	Result	MDL*	MRL	Units	Dil	Batch	Prepared	Analyzed	Notes
BPF0564-12 (02-MW-06-20060620)		**Water**			**Sampled: 06/20/06 11:20**					
1,2-Dichloropropane	EPA 8260B	ND	-----	0.200	ug/l	1x	6F30042	06/30/06 10:25	06/30/06 18:25	
1,3-Dichloropropane	"	ND	-----	0.200	"	"	"	"	"	
2,2-Dichloropropane	"	ND	-----	0.500	"	"	"	"	"	
1,1-Dichloropropene	"	ND	-----	0.200	"	"	"	"	"	
cis-1,3-Dichloropropene	"	ND	-----	0.200	"	"	"	"	"	
trans-1,3-Dichloropropene	"	ND	-----	0.200	"	"	"	"	"	
Ethylbenzene	"	ND	-----	0.200	"	"	"	"	"	
Hexachlorobutadiene	"	ND	-----	0.500	"	"	"	"	"	
Methyl tert-butyl ether	"	ND	-----	1.00	"	"	"	"	"	
n-Hexane	"	ND	-----	1.00	"	"	"	"	"	Q-41
2-Hexanone	"	ND	-----	2.00	"	"	"	"	"	
Isopropylbenzene	"	ND	-----	0.500	"	"	"	"	"	
p-Isopropyltoluene	"	ND	-----	0.200	"	"	"	"	"	
4-Methyl-2-pentanone	"	ND	-----	2.00	"	"	"	"	"	
Methylene chloride	"	ND	-----	5.00	"	"	"	"	"	
Naphthalene	"	ND	-----	0.500	"	"	"	"	"	
n-Propylbenzene	"	ND	-----	0.500	"	"	"	"	"	
Styrene	"	ND	-----	0.500	"	"	"	"	"	
1,2,3-Trichlorobenzene	"	ND	-----	0.200	"	"	"	"	"	
1,2,4-Trichlorobenzene	"	ND	-----	0.200	"	"	"	"	"	
1,1,1,2-Tetrachloroethane	"	ND	-----	0.200	"	"	"	"	"	
1,1,2,2-Tetrachloroethane	"	ND	-----	0.500	"	"	"	"	"	
Tetrachloroethene	"	ND	-----	0.200	"	"	"	"	"	
Toluene	"	ND	-----	0.200	"	"	"	"	"	
1,1,1-Trichloroethane	"	ND	-----	0.200	"	"	"	"	"	
1,1,2-Trichloroethane	"	ND	-----	0.200	"	"	"	"	"	
Trichloroethene	"	ND	-----	0.200	"	"	"	"	"	
Trichlorofluoromethane	"	ND	-----	0.500	"	"	"	"	"	
1,2,3-Trichloropropane	"	ND	-----	0.500	"	"	"	"	"	
1,2,4-Trimethylbenzene	"	ND	-----	0.200	"	"	"	"	"	
1,3,5-Trimethylbenzene	"	ND	-----	0.500	"	"	"	"	"	
Vinyl chloride	"	ND	-----	0.200	"	"	"	"	"	
o-Xylene	"	ND	-----	0.250	"	"	"	"	"	
m,p-Xylene	"	ND	-----	0.500	"	"	"	"	"	
Total Xylenes	"	ND	-----	0.750	"	"	"	"	"	
Surrogate(s): *1,2-DCA-d4*			*81.0%*		*70 - 130 %*	"			"	
Toluene-d8			*100%*		*70 - 130 %*	"			"	
4-BFB			*101%*		*70 - 130 %*	"			"	

TestAmerica - Seattle, WA

Kate Haney, Project Manager

The results in this report apply to the samples analyzed in accordance with the chain of custody document. This analytical report must be reproduced in its entirety.

TestAmerica
ANALYTICAL TESTING CORPORATION

SEATTLE, WA 11720 NORTH CREEK PKWY N, SUITE 400
BOTHELL, WA 98011-8244
PH: (425) 420.9200 FAX: (425) 420.9210

Sound Environmental Strategies	Project Name:	**Time Oil #01-600 - Seattle Terminal**	
2400 Airport Way South, Suite 200	Project Number:	0440-004-04	Report Created:
Seattle, WA/USA 98134-2020	Project Manager:	Dee Gardner	07/10/06 17:06

Volatile Organic Compounds by EPA Method 8260B

TestAmerica - Seattle, WA

Analyte	Method	Result	MDL*	MRL	Units	Dil	Batch	Prepared	Analyzed	Notes
BPF0564-13 (02-MW-07-20060620)		**Water**			**Sampled: 06/20/06 10:52**					
Acetone	EPA 8260B	ND	-----	10.0	ug/l	1x	6F30017	06/27/06 15:00	06/28/06 02:56	
Benzene	"	ND	-----	0.200	"	"	"	"	"	
Bromobenzene	"	ND	-----	0.500	"	"	"	"	"	
Bromochloromethane	"	ND	-----	0.200	"	"	"	"	"	
Bromodichloromethane	"	ND	-----	0.200	"	"	"	"	"	
Bromoform	"	ND	-----	0.200	"	"	"	"	"	
Bromomethane	"	ND	-----	2.00	"	"	"	"	"	Q-40
2-Butanone	"	ND	-----	2.00	"	"	"	"	"	
n-Butylbenzene	"	ND	-----	0.200	"	"	"	"	"	
sec-Butylbenzene	"	ND	-----	0.200	"	"	"	"	"	
tert-Butylbenzene	"	ND	-----	0.500	"	"	"	"	"	
Carbon disulfide	"	ND	-----	0.500	"	"	"	"	"	
Carbon tetrachloride	"	ND	-----	0.200	"	"	"	"	"	
Chlorobenzene	"	ND	-----	0.200	"	"	"	"	"	
Chloroethane	"	ND	-----	1.00	"	"	"	"	"	
Chloroform	"	ND	-----	0.200	"	"	"	"	"	
Chloromethane	"	ND	-----	1.00	"	"	"	"	"	
2-Chlorotoluene	"	ND	-----	0.500	"	"	"	"	"	
4-Chlorotoluene	"	ND	-----	0.500	"	"	"	"	"	
Dibromochloromethane	"	ND	-----	0.200	"	"	"	"	"	
1,2-Dibromo-3-chloropropane	"	ND	-----	0.500	"	"	"	"	"	
1,2-Dibromoethane	"	ND	-----	0.200	"	"	"	"	"	
Dibromomethane	"	ND	-----	0.200	"	"	"	"	"	
1,2-Dichlorobenzene	"	ND	-----	0.200	"	"	"	"	"	
1,3-Dichlorobenzene	"	ND	-----	0.200	"	"	"	"	"	
1,4-Dichlorobenzene	"	ND	-----	0.200	"	"	"	"	"	
Dichlorodifluoromethane	"	ND	-----	0.500	"	"	"	"	"	
1,1-Dichloroethane	"	ND	-----	0.200	"	"	"	"	"	
1,2-Dichloroethane	"	ND	-----	0.200	"	"	"	"	"	
1,1-Dichloroethene	"	ND	-----	0.200	"	"	"	"	"	
cis-1,2-Dichloroethene	"	ND	-----	0.200	"	"	"	"	"	
trans-1,2-Dichloroethene	"	ND	-----	0.200	"	"	"	"	"	
1,2-Dichloropropane	"	ND	-----	0.200	"	"	"	"	"	
1,3-Dichloropropane	"	ND	-----	0.200	"	"	"	"	"	
2,2-Dichloropropane	"	ND	-----	0.500	"	"	"	"	"	
1,1-Dichloropropene	"	ND	-----	0.200	"	"	"	"	"	
cis-1,3-Dichloropropene	"	ND	-----	0.200	"	"	"	"	"	
trans-1,3-Dichloropropene	"	ND	-----	0.200	"	"	"	"	"	
Ethylbenzene	"	ND	-----	0.200	"	"	"	"	"	
Hexachlorobutadiene	"	ND	-----	0.500	"	"	"	"	"	
Methyl tert-butyl ether	"	ND	-----	1.00	"	"	"	"	"	
n-Hexane	"	ND	-----	1.00	"	"	"	"	"	
2-Hexanone	"	ND	-----	2.00	"	"	"	"	"	

TestAmerica - Seattle, WA

The results in this report apply to the samples analyzed in accordance with the chain of custody document. This analytical report must be reproduced in its entirety.

Kate Haney, Project Manager

TestAmerica
ANALYTICAL TESTING CORPORATION

SEATTLE, WA 11720 NORTH CREEK PKWY N, SUITE 400
BOTHELL, WA 98011-8244
PH: (425) 420.9200 FAX: (425) 420.9210

Sound Environmental Strategies	Project Name:	**Time Oil #01-600 - Seattle Terminal**	
2400 Airport Way South, Suite 200	Project Number:	0440-004-04	Report Created:
Seattle, WA/USA 98134-2020	Project Manager:	Dee Gardner	07/10/06 17:06

Volatile Organic Compounds by EPA Method 8260B

TestAmerica - Seattle, WA

Analyte	Method	Result	MDL*	MRL	Units	Dil	Batch	Prepared	Analyzed	Notes
BPF0564-13 (02-MW-07-20060620)		**Water**			**Sampled: 06/20/06 10:52**					
Isopropylbenzene	EPA 8260B	ND	-----	0.500	ug/l	1x	6F30017	06/27/06 15:00	06/28/06 02:56	
p-Isopropyltoluene	"	ND	-----	0.200	"	"	"	"	"	
4-Methyl-2-pentanone	"	ND	-----	2.00	"	"	"	"	"	
Methylene chloride	"	ND	-----	5.00	"	"	"	"	"	
Naphthalene	"	ND	-----	0.500	"	"	"	"	"	
n-Propylbenzene	"	ND	-----	0.500	"	"	"	"	"	
Styrene	"	ND	-----	0.500	"	"	"	"	"	
1,2,3-Trichlorobenzene	"	ND	-----	0.200	"	"	"	"	"	
1,2,4-Trichlorobenzene	"	ND	-----	0.200	"	"	"	"	"	
1,1,1,2-Tetrachloroethane	"	ND	-----	0.200	"	"	"	"	"	
1,1,2,2-Tetrachloroethane	"	ND	-----	0.500	"	"	"	"	"	
Tetrachloroethene	"	ND	-----	0.200	"	"	"	"	"	
Toluene	"	ND	-----	0.200	"	"	"	"	"	
1,1,1-Trichloroethane	"	ND	-----	0.200	"	"	"	"	"	
1,1,2-Trichloroethane	"	ND	-----	0.200	"	"	"	"	"	
Trichloroethene	"	ND	-----	0.200	"	"	"	"	"	
Trichlorofluoromethane	"	ND	-----	0.500	"	"	"	"	"	
1,2,3-Trichloropropane	"	ND	-----	0.500	"	"	"	"	"	
1,2,4-Trimethylbenzene	"	ND	-----	0.200	"	"	"	"	"	
1,3,5-Trimethylbenzene	"	ND	-----	0.500	"	"	"	"	"	
Vinyl chloride	"	ND	-----	0.200	"	"	"	"	"	
o-Xylene	"	ND	-----	0.250	"	"	"	"	"	
m,p-Xylene	"	ND	-----	0.500	"	"	"	"	"	
Total Xylenes	"	ND	-----	0.750	"	"	"	"	"	
Surrogate(s): 1,2-DCA-d4			*96.0%*		*70 - 130 %*	"			"	
Toluene-d8			*103%*		*70 - 130 %*	"			"	
4-BFB			*100%*		*70 - 130 %*	"			"	
BPF0564-14 (02-MW-97-20060620)		**Water**			**Sampled: 06/20/06 12:34**					
Acetone	EPA 8260B	ND	-----	10.0	ug/l	1x	6F30017	06/27/06 15:00	06/28/06 03:25	
Benzene	"	**19.0**	-----	0.200	"	"	"	"	"	
Bromobenzene	"	ND	-----	0.500	"	"	"	"	"	
Bromochloromethane	"	ND	-----	0.200	"	"	"	"	"	
Bromodichloromethane	"	ND	-----	0.200	"	"	"	"	"	
Bromoform	"	ND	-----	0.200	"	"	"	"	"	
Bromomethane	"	ND	-----	2.00	"	"	"	"	"	Q-40
2-Butanone	"	**36.5**	-----	2.00	"	"	"	"	"	
n-Butylbenzene	"	**2.00**	-----	0.200	"	"	"	"	"	
sec-Butylbenzene	"	**3.67**	-----	0.200	"	"	"	"	"	
tert-Butylbenzene	"	**1.75**	-----	0.500	"	"	"	"	"	
Carbon disulfide	"	ND	-----	0.500	"	"	"	"	"	
Carbon tetrachloride	"	ND	-----	0.200	"	"	"	"	"	

TestAmerica - Seattle, WA

The results in this report apply to the samples analyzed in accordance with the chain of custody document. This analytical report must be reproduced in its entirety.

Kate Haney, Project Manager

TestAmerica
ANALYTICAL TESTING CORPORATION

SEATTLE, WA 11720 NORTH CREEK PKWY N, SUITE 400
BOTHELL, WA 98011-8244
PH: (425) 420.9200 FAX: (425) 420.9210

Sound Environmental Strategies	Project Name:	**Time Oil #01-600 - Seattle Terminal**	
2400 Airport Way South, Suite 200	Project Number:	0440-004-04	Report Created:
Seattle, WA/USA 98134-2020	Project Manager:	Dee Gardner	07/10/06 17:06

Volatile Organic Compounds by EPA Method 8260B

TestAmerica - Seattle, WA

Analyte	Method	Result	MDL*	MRL	Units	Dil	Batch	Prepared	Analyzed	Notes
BPF0564-14 (02-MW-97-20060620)		**Water**			**Sampled: 06/20/06 12:34**					
Chlorobenzene	EPA 8260B	ND	-----	0.200	ug/l	1x	6F30017	06/27/06 15:00	06/28/06 03:25	
Chloroethane	"	ND	-----	1.00	"	"	"	"	"	
Chloroform	"	ND	-----	0.200	"	"	"	"	"	
Chloromethane	"	ND	-----	1.00	"	"	"	"	"	
2-Chlorotoluene	"	ND	-----	0.500	"	"	"	"	"	
4-Chlorotoluene	"	ND	-----	0.500	"	"	"	"	"	
Dibromochloromethane	"	ND	-----	0.200	"	"	"	"	"	
1,2-Dibromo-3-chloropropane	"	ND	-----	0.500	"	"	"	"	"	
1,2-Dibromoethane	"	ND	-----	0.200	"	"	"	"	"	
Dibromomethane	"	ND	-----	0.200	"	"	"	"	"	
1,2-Dichlorobenzene	"	ND	-----	0.200	"	"	"	"	"	
1,3-Dichlorobenzene	"	ND	-----	0.200	"	"	"	"	"	
1,4-Dichlorobenzene	"	ND	-----	0.200	"	"	"	"	"	
Dichlorodifluoromethane	"	ND	-----	0.500	"	"	"	"	"	
1,1-Dichloroethane	"	ND	-----	0.200	"	"	"	"	"	
1,2-Dichloroethane	"	**0.760**	-----	0.200	"	"	"	"	"	
1,1-Dichloroethene	"	ND	-----	0.200	"	"	"	"	"	
cis-1,2-Dichloroethene	"	ND	-----	0.200	"	"	"	"	"	
trans-1,2-Dichloroethene	"	ND	-----	0.200	"	"	"	"	"	
1,2-Dichloropropane	"	ND	-----	0.200	"	"	"	"	"	
1,3-Dichloropropane	"	ND	-----	0.200	"	"	"	"	"	
2,2-Dichloropropane	"	ND	-----	0.500	"	"	"	"	"	
1,1-Dichloropropene	"	ND	-----	0.200	"	"	"	"	"	
cis-1,3-Dichloropropene	"	ND	-----	0.200	"	"	"	"	"	
trans-1,3-Dichloropropene	"	ND	-----	0.200	"	"	"	"	"	
Ethylbenzene	"	**292**	-----	0.200	"	"	"	"	"	E
Hexachlorobutadiene	"	ND	-----	0.500	"	"	"	"	"	
Methyl tert-butyl ether	"	ND	-----	1.00	"	"	"	"	"	
n-Hexane	"	**230**	-----	1.00	"	"	"	"	"	E
2-Hexanone	"	ND	-----	2.00	"	"	"	"	"	
Isopropylbenzene	"	**25.0**	-----	0.500	"	"	"	"	"	
p-Isopropyltoluene	"	ND	-----	0.200	"	"	"	"	"	
4-Methyl-2-pentanone	"	ND	-----	2.00	"	"	"	"	"	
Methylene chloride	"	ND	-----	5.00	"	"	"	"	"	
Naphthalene	"	**12.2**	-----	0.500	"	"	"	"	"	
n-Propylbenzene	"	**31.0**	-----	0.500	"	"	"	"	"	
Styrene	"	ND	-----	0.500	"	"	"	"	"	
1,2,3-Trichlorobenzene	"	ND	-----	0.200	"	"	"	"	"	
1,2,4-Trichlorobenzene	"	ND	-----	0.200	"	"	"	"	"	
1,1,1,2-Tetrachloroethane	"	ND	-----	0.200	"	"	"	"	"	
1,1,2,2-Tetrachloroethane	"	ND	-----	0.500	"	"	"	"	"	
Tetrachloroethene	"	ND	-----	0.200	"	"	"	"	"	
Toluene	"	**27.5**	-----	0.200	"	"	"	"	"	

TestAmerica - Seattle, WA

The results in this report apply to the samples analyzed in accordance with the chain of custody document. This analytical report must be reproduced in its entirety.

Kate Haney, Project Manager

TestAmerica
ANALYTICAL TESTING CORPORATION

SEATTLE, WA 11720 NORTH CREEK PKWY N, SUITE 400
BOTHELL, WA 98011-8244
PH: (425) 420.9200 FAX: (425) 420.9210

Sound Environmental Strategies	Project Name:	**Time Oil #01-600 - Seattle Terminal**	
2400 Airport Way South, Suite 200	Project Number:	0440-004-04	Report Created:
Seattle, WA/USA 98134-2020	Project Manager:	Dee Gardner	07/10/06 17:06

Volatile Organic Compounds by EPA Method 8260B

TestAmerica - Seattle, WA

Analyte	Method	Result	MDL*	MRL	Units	Dil	Batch	Prepared	Analyzed	Notes
BPF0564-14 (02-MW-97-20060620)		**Water**			**Sampled: 06/20/06 12:34**					
1,1,1-Trichloroethane	"	ND	-----	0.200	"	"	"	"	"	
1,1,2-Trichloroethane	"	ND	-----	0.200	"	"	"	"	"	
Trichloroethene	"	ND	-----	0.200	"	"	"	"	"	
Trichlorofluoromethane	"	ND	-----	0.500	"	"	"	"	"	
1,2,3-Trichloropropane	"	ND	-----	0.500	"	"	"	"	"	
1,2,4-Trimethylbenzene	"	**112**	-----	0.200	"	"	"	"	"	
1,3,5-Trimethylbenzene	"	**58.0**	-----	0.500	"	"	"	"	"	
Vinyl chloride	"	ND	-----	0.200	"	"	"	"	"	
o-Xylene	"	**75.0**	-----	0.250	"	"	"	"	"	
m,p-Xylene	"	**386**	-----	0.500	"	"	"	"	"	
Total Xylenes	"	**461**	-----	0.750	"	"	"	"	"	
Surrogate(s): 1,2-DCA-d4			*107%*		*70 - 130 %*	"			"	
Toluene-d8			*108%*		*70 - 130 %*	"			"	
4-BFB			*99.5%*		*70 - 130 %*	"			"	
BPF0564-14RE1 (02-MW-97-20060620)		**Water**			**Sampled: 06/20/06 12:34**					
Ethylbenzene	EPA 8260B	**310**	-----	1.00	ug/l	5x	6F30042	06/30/06 10:25	06/30/06 20:14	
n-Hexane	"	**235**	-----	5.00	"	"	"	"	"	**Q-41**
Surrogate(s): 1,2-DCA-d4			*81.5%*		*70 - 130 %*	*1x*			"	
Toluene-d8			*102%*		*70 - 130 %*	"			"	
4-BFB			*98.8%*		*70 - 130 %*	"			"	
BPF0564-15 (Trip Blank)		**Water**			**Sampled: 06/19/06 08:00**					
Acetone	EPA 8260B	ND	-----	10.0	ug/l	1x	6F30017	06/27/06 15:00	06/28/06 01:28	
Benzene	"	ND	-----	0.200	"	"	"	"	"	
Bromobenzene	"	ND	-----	0.500	"	"	"	"	"	
Bromochloromethane	"	ND	-----	0.200	"	"	"	"	"	
Bromodichloromethane	"	ND	-----	0.200	"	"	"	"	"	
Bromoform	"	ND	-----	0.200	"	"	"	"	"	
Bromomethane	"	ND	-----	2.00	"	"	"	"	"	**Q-40**
2-Butanone	"	ND	-----	2.00	"	"	"	"	"	
n-Butylbenzene	"	ND	-----	0.200	"	"	"	"	"	
sec-Butylbenzene	"	ND	-----	0.200	"	"	"	"	"	
tert-Butylbenzene	"	ND	-----	0.500	"	"	"	"	"	
Carbon disulfide	"	ND	-----	0.500	"	"	"	"	"	
Carbon tetrachloride	"	ND	-----	0.200	"	"	"	"	"	
Chlorobenzene	"	ND	-----	0.200	"	"	"	"	"	
Chloroethane	"	ND	-----	1.00	"	"	"	"	"	
Chloroform	"	ND	-----	0.200	"	"	"	"	"	
Chloromethane	"	ND	-----	1.00	"	"	"	"	"	
2-Chlorotoluene	"	ND	-----	0.500	"	"	"	"	"	

TestAmerica - Seattle, WA

The results in this report apply to the samples analyzed in accordance with the chain of custody document. This analytical report must be reproduced in its entirety.

Kate Haney, Project Manager

TestAmerica
ANALYTICAL TESTING CORPORATION

SEATTLE, WA 11720 NORTH CREEK PKWY N, SUITE 400
BOTHELL, WA 98011-8244
PH: (425) 420.9200 FAX: (425) 420.9210

Sound Environmental Strategies	Project Name:	**Time Oil #01-600 - Seattle Terminal**	
2400 Airport Way South, Suite 200	Project Number:	0440-004-04	Report Created:
Seattle, WA/USA 98134-2020	Project Manager:	Dee Gardner	07/10/06 17:06

Volatile Organic Compounds by EPA Method 8260B

TestAmerica - Seattle, WA

Analyte	Method	Result	MDL*	MRL	Units	Dil	Batch	Prepared	Analyzed	Notes
BPF0564-15 (Trip Blank)		**Water**			**Sampled: 06/19/06 08:00**					
4-Chlorotoluene	EPA 8260B	ND	-----	0.500	ug/l	1x	6F30017	06/27/06 15:00	06/28/06 01:28	
Dibromochloromethane	"	ND	-----	0.200	"	"	"	"	"	
1,2-Dibromo-3-chloropropane	"	ND	-----	0.500	"	"	"	"	"	
1,2-Dibromoethane	"	ND	-----	0.200	"	"	"	"	"	
Dibromomethane	"	ND	-----	0.200	"	"	"	"	"	
1,2-Dichlorobenzene	"	ND	-----	0.200	"	"	"	"	"	
1,3-Dichlorobenzene	"	ND	-----	0.200	"	"	"	"	"	
1,4-Dichlorobenzene	"	ND	-----	0.200	"	"	"	"	"	
Dichlorodifluoromethane	"	ND	-----	0.500	"	"	"	"	"	
1,1-Dichloroethane	"	ND	-----	0.200	"	"	"	"	"	
1,2-Dichloroethane	"	ND	-----	0.200	"	"	"	"	"	
1,1-Dichloroethene	"	ND	-----	0.200	"	"	"	"	"	
cis-1,2-Dichloroethene	"	ND	-----	0.200	"	"	"	"	"	
trans-1,2-Dichloroethene	"	ND	-----	0.200	"	"	"	"	"	
1,2-Dichloropropane	"	ND	-----	0.200	"	"	"	"	"	
1,3-Dichloropropane	"	ND	-----	0.200	"	"	"	"	"	
2,2-Dichloropropane	"	ND	-----	0.500	"	"	"	"	"	
1,1-Dichloropropene	"	ND	-----	0.200	"	"	"	"	"	
cis-1,3-Dichloropropene	"	ND	-----	0.200	"	"	"	"	"	
trans-1,3-Dichloropropene	"	ND	-----	0.200	"	"	"	"	"	
Ethylbenzene	"	ND	-----	0.200	"	"	"	"	"	
Hexachlorobutadiene	"	ND	-----	0.500	"	"	"	"	"	
Methyl tert-butyl ether	"	ND	-----	1.00	"	"	"	"	"	
n-Hexane	"	ND	-----	1.00	"	"	"	"	"	
2-Hexanone	"	ND	-----	2.00	"	"	"	"	"	
Isopropylbenzene	"	ND	-----	0.500	"	"	"	"	"	
p-Isopropyltoluene	"	ND	-----	0.200	"	"	"	"	"	
4-Methyl-2-pentanone	"	ND	-----	2.00	"	"	"	"	"	
Methylene chloride	"	ND	-----	5.00	"	"	"	"	"	
Naphthalene	"	ND	-----	0.500	"	"	"	"	"	
n-Propylbenzene	"	ND	-----	0.500	"	"	"	"	"	
Styrene	"	ND	-----	0.500	"	"	"	"	"	
1,2,3-Trichlorobenzene	"	ND	-----	0.200	"	"	"	"	"	
1,2,4-Trichlorobenzene	"	ND	-----	0.200	"	"	"	"	"	
1,1,1,2-Tetrachloroethane	"	ND	-----	0.200	"	"	"	"	"	
1,1,2,2-Tetrachloroethane	"	ND	-----	0.500	"	"	"	"	"	
Tetrachloroethene	"	ND	-----	0.200	"	"	"	"	"	
Toluene	"	ND	-----	0.200	"	"	"	"	"	
1,1,1-Trichloroethane	"	ND	-----	0.200	"	"	"	"	"	
1,1,2-Trichloroethane	"	ND	-----	0.200	"	"	"	"	"	
Trichloroethene	"	ND	-----	0.200	"	"	"	"	"	
Trichlorofluoromethane	"	ND	-----	0.500	"	"	"	"	"	
1,2,3-Trichloropropane	"	ND	-----	0.500	"	"	"	"	"	

TestAmerica - Seattle, WA

The results in this report apply to the samples analyzed in accordance with the chain of custody document. This analytical report must be reproduced in its entirety.

Kate Haney, Project Manager

TestAmerica
ANALYTICAL TESTING CORPORATION

SEATTLE, WA 11720 NORTH CREEK PKWY N, SUITE 400
BOTHELL, WA 98011-8244
PH: (425) 420.9200 FAX: (425) 420.9210

Sound Environmental Strategies	Project Name:	**Time Oil #01-600 - Seattle Terminal**	
2400 Airport Way South, Suite 200	Project Number:	0440-004-04	Report Created:
Seattle, WA/USA 98134-2020	Project Manager:	Dee Gardner	07/10/06 17:06

Volatile Organic Compounds by EPA Method 8260B

TestAmerica - Seattle, WA

Analyte	Method	Result	MDL*	MRL	Units	Dil	Batch	Prepared	Analyzed	Notes
BPF0564-15 (Trip Blank)		**Water**			**Sampled: 06/19/06 08:00**					
1,2,4-Trimethylbenzene	EPA 8260B	ND	-----	0.200	ug/l	1x	6F30017	06/27/06 15:00	06/28/06 01:28	
1,3,5-Trimethylbenzene	"	ND	-----	0.500	"	"	"	"	"	
Vinyl chloride	"	ND	-----	0.200	"	"	"	"	"	
o-Xylene	"	ND	-----	0.250	"	"	"	"	"	
m,p-Xylene	"	ND	-----	0.500	"	"	"	"	"	
Total Xylenes	"	ND	-----	0.750	"	"	"	"	"	
Surrogate(s): 1,2-DCA-d4			*97.0%*		*70 - 130 %*	"			"	
Toluene-d8			*102%*		*70 - 130 %*	"			"	
4-BFB			*102%*		*70 - 130 %*	"			"	

TestAmerica - Seattle, WA

Kate Haney, Project Manager

The results in this report apply to the samples analyzed in accordance with the chain of custody document. This analytical report must be reproduced in its entirety.

TestAmerica
ANALYTICAL TESTING CORPORATION

SEATTLE, WA 11720 NORTH CREEK PKWY N, SUITE 400
BOTHELL, WA 98011-8244
PH: (425) 420.9200 FAX: (425) 420.9210

Sound Environmental Strategies	Project Name:	**Time Oil #01-600 - Seattle Terminal**	
2400 Airport Way South, Suite 200	Project Number:	0440-004-04	Report Created:
Seattle, WA/USA 98134-2020	Project Manager:	Dee Gardner	07/10/06 17:06

Oxygenates by EPA Method 8260B

TestAmerica - Seattle, WA

Analyte	Method	Result	MDL*	MRL	Units	Dil	Batch	Prepared	Analyzed	Notes
BPF0564-01 (01-MW-06-20060620)		**Water**			**Sampled: 06/20/06 13:45**					
tert-Amyl Methyl Ether	EPA 8260B	ND	-----	1.00	ug/l	1x	6F29072	06/29/06 12:34	06/29/06 16:10	
tert-Butyl Alcohol	"	ND	-----	50.0	"	"	"	"	"	
1,2-Dibromoethane	"	ND	-----	1.00	"	"	"	"	"	
1,2-Dichloroethane	"	ND	-----	1.00	"	"	"	"	"	
Diisopropyl ether	"	ND	-----	1.00	"	"	"	"	"	
Ethyl tert-butyl ether	"	ND	-----	1.00	"	"	"	"	"	
Ethanol	"	ND	-----	250	"	"	"	"	"	
Methyl tert-butyl ether	"	ND	-----	5.00	"	"	"	"	"	
Surrogate(s): 1,2-DCA-d4			*112%*		*70 - 130 %*	"			"	
Toluene-d8			*119%*		*75 - 125 %*	"			"	
4-BFB			*98.0%*		*75 - 125 %*	"			"	
BPF0564-02 (01-MW-07-20060620)		**Water**			**Sampled: 06/20/06 14:50**					
tert-Amyl Methyl Ether	EPA 8260B	ND	-----	1.00	ug/l	1x	6F29072	06/29/06 12:34	06/29/06 16:40	
tert-Butyl Alcohol	"	ND	-----	50.0	"	"	"	"	"	
1,2-Dibromoethane	"	ND	-----	1.00	"	"	"	"	"	
1,2-Dichloroethane	"	ND	-----	1.00	"	"	"	"	"	
Diisopropyl ether	"	ND	-----	1.00	"	"	"	"	"	
Ethyl tert-butyl ether	"	ND	-----	1.00	"	"	"	"	"	
Ethanol	"	ND	-----	250	"	"	"	"	"	
Methyl tert-butyl ether	"	ND	-----	5.00	"	"	"	"	"	
Surrogate(s): 1,2-DCA-d4			*111%*		*70 - 130 %*	"			"	
Toluene-d8			*118%*		*75 - 125 %*	"			"	
4-BFB			*99.0%*		*75 - 125 %*	"			"	
BPF0564-03 (01-MW-08-20060620)		**Water**			**Sampled: 06/20/06 14:43**					
tert-Amyl Methyl Ether	EPA 8260B	ND	-----	1.00	ug/l	1x	6F29072	06/29/06 12:34	06/29/06 17:09	
tert-Butyl Alcohol	"	ND	-----	50.0	"	"	"	"	"	
1,2-Dibromoethane	"	ND	-----	1.00	"	"	"	"	"	
1,2-Dichloroethane	"	ND	-----	1.00	"	"	"	"	"	
Diisopropyl ether	"	ND	-----	1.00	"	"	"	"	"	
Ethyl tert-butyl ether	"	ND	-----	1.00	"	"	"	"	"	
Ethanol	"	ND	-----	250	"	"	"	"	"	
Methyl tert-butyl ether	"	ND	-----	5.00	"	"	"	"	"	
Surrogate(s): 1,2-DCA-d4			*113%*		*70 - 130 %*	"			"	
Toluene-d8			*120%*		*75 - 125 %*	"			"	
4-BFB			*99.8%*		*75 - 125 %*	"			"	

TestAmerica - Seattle, WA

Kate Haney, Project Manager

The results in this report apply to the samples analyzed in accordance with the chain of custody document. This analytical report must be reproduced in its entirety.

TestAmerica
ANALYTICAL TESTING CORPORATION

SEATTLE, WA 11720 NORTH CREEK PKWY N, SUITE 400
BOTHELL, WA 98011-8244
PH: (425) 420.9200 FAX: (425) 420.9210

Sound Environmental Strategies	Project Name:	**Time Oil #01-600 - Seattle Terminal**	
2400 Airport Way South, Suite 200	Project Number:	0440-004-04	Report Created:
Seattle, WA/USA 98134-2020	Project Manager:	Dee Gardner	07/10/06 17:06

Oxygenates by EPA Method 8260B

TestAmerica - Seattle, WA

Analyte	Method	Result	MDL*	MRL	Units	Dil	Batch	Prepared	Analyzed	Notes
BPF0564-04 (01-MW-15-20060620)		**Water**			**Sampled: 06/20/06 13:40**					
tert-Amyl Methyl Ether	EPA 8260B	ND	-----	1.00	ug/l	1x	6F29072	06/29/06 12:34	06/29/06 17:38	
tert-Butyl Alcohol	"	ND	-----	50.0	"	"	"	"	"	
1,2-Dibromoethane	"	ND	-----	1.00	"	"	"	"	"	
1,2-Dichloroethane	"	ND	-----	1.00	"	"	"	"	"	
Diisopropyl ether	"	ND	-----	1.00	"	"	"	"	"	
Ethyl tert-butyl ether	"	ND	-----	1.00	"	"	"	"	"	
Ethanol	"	ND	-----	250	"	"	"	"	"	
Methyl tert-butyl ether	"	ND	-----	5.00	"	"	"	"	"	
Surrogate(s): 1,2-DCA-d4			*113%*		*70 - 130 %*	"			"	
Toluene-d8			*118%*		*75 - 125 %*	"			"	
4-BFB			*98.8%*		*75 - 125 %*	"			"	
BPF0564-05 (01-MW-18-20060620)		**Water**			**Sampled: 06/20/06 15:40**					
tert-Amyl Methyl Ether	EPA 8260B	ND	-----	1.00	ug/l	1x	6F29072	06/29/06 12:34	06/29/06 18:07	
tert-Butyl Alcohol	"	ND	-----	50.0	"	"	"	"	"	
1,2-Dibromoethane	"	ND	-----	1.00	"	"	"	"	"	
1,2-Dichloroethane	"	ND	-----	1.00	"	"	"	"	"	
Diisopropyl ether	"	ND	-----	1.00	"	"	"	"	"	
Ethyl tert-butyl ether	"	ND	-----	1.00	"	"	"	"	"	
Ethanol	"	ND	-----	250	"	"	"	"	"	
Methyl tert-butyl ether	"	ND	-----	5.00	"	"	"	"	"	
Surrogate(s): 1,2-DCA-d4			*108%*		*70 - 130 %*	"			"	
Toluene-d8			*116%*		*75 - 125 %*	"			"	
4-BFB			*94.8%*		*75 - 125 %*	"			"	
BPF0564-06 (01-MW-19-20060620)		**Water**			**Sampled: 06/20/06 15:40**					
tert-Amyl Methyl Ether	EPA 8260B	ND	-----	1.00	ug/l	1x	6F29072	06/29/06 12:34	06/29/06 18:36	
tert-Butyl Alcohol	"	ND	-----	50.0	"	"	"	"	"	
1,2-Dibromoethane	"	ND	-----	1.00	"	"	"	"	"	
1,2-Dichloroethane	"	ND	-----	1.00	"	"	"	"	"	
Diisopropyl ether	"	ND	-----	1.00	"	"	"	"	"	
Ethyl tert-butyl ether	"	ND	-----	1.00	"	"	"	"	"	
Ethanol	"	ND	-----	250	"	"	"	"	"	
Methyl tert-butyl ether	"	ND	-----	5.00	"	"	"	"	"	
Surrogate(s): 1,2-DCA-d4			*109%*		*70 - 130 %*	"			"	
Toluene-d8			*112%*		*75 - 125 %*	"			"	
4-BFB			*91.2%*		*75 - 125 %*	"			"	

TestAmerica - Seattle, WA

The results in this report apply to the samples analyzed in accordance with the chain of custody document. This analytical report must be reproduced in its entirety.

Kate Haney, Project Manager

TestAmerica
ANALYTICAL TESTING CORPORATION

SEATTLE, WA 11720 NORTH CREEK PKWY N, SUITE 400
BOTHELL, WA 98011-8244
PH: (425) 420.9200 FAX: (425) 420.9210

Sound Environmental Strategies	Project Name:	**Time Oil #01-600 - Seattle Terminal**	
2400 Airport Way South, Suite 200	Project Number:	0440-004-04	Report Created:
Seattle, WA/USA 98134-2020	Project Manager:	Dee Gardner	07/10/06 17:06

Oxygenates by EPA Method 8260B

TestAmerica - Seattle, WA

Analyte	Method	Result	MDL*	MRL	Units	Dil	Batch	Prepared	Analyzed	Notes
BPF0564-07 (01-MW-20-20060620)		**Water**			**Sampled: 06/20/06 16:35**					
tert-Amyl Methyl Ether	EPA 8260B	ND	-----	1.00	ug/l	1x	6F29072	06/29/06 12:34	06/29/06 19:06	
tert-Butyl Alcohol	"	ND	-----	50.0	"	"	"	"	"	
1,2-Dibromoethane	"	ND	-----	1.00	"	"	"	"	"	
1,2-Dichloroethane	"	ND	-----	1.00	"	"	"	"	"	
Diisopropyl ether	"	ND	-----	1.00	"	"	"	"	"	
Ethyl tert-butyl ether	"	ND	-----	1.00	"	"	"	"	"	
Ethanol	"	ND	-----	250	"	"	"	"	"	
Methyl tert-butyl ether	"	ND	-----	5.00	"	"	"	"	"	
Surrogate(s): 1,2-DCA-d4			*112%*		*70 - 130 %*	"			"	
Toluene-d8			*119%*		*75 - 125 %*	"			"	
4-BFB			*93.8%*		*75 - 125 %*	"			"	
BPF0564-08 (02-MW-01-20060620)		**Water**			**Sampled: 06/20/06 10:40**					
tert-Amyl Methyl Ether	EPA 8260B	ND	-----	1.00	ug/l	1x	6F29072	06/29/06 12:34	06/29/06 19:35	
tert-Butyl Alcohol	"	ND	-----	50.0	"	"	"	"	"	
1,2-Dibromoethane	"	ND	-----	1.00	"	"	"	"	"	
1,2-Dichloroethane	"	ND	-----	1.00	"	"	"	"	"	
Diisopropyl ether	"	ND	-----	1.00	"	"	"	"	"	
Ethyl tert-butyl ether	"	ND	-----	1.00	"	"	"	"	"	
Ethanol	"	ND	-----	250	"	"	"	"	"	
Methyl tert-butyl ether	"	ND	-----	5.00	"	"	"	"	"	
Surrogate(s): 1,2-DCA-d4			*111%*		*70 - 130 %*	"			"	
Toluene-d8			*120%*		*75 - 125 %*	"			"	
4-BFB			*96.8%*		*75 - 125 %*	"			"	
BPF0564-09 (02-MW-02-20060620)		**Water**			**Sampled: 06/20/06 09:55**					
tert-Amyl Methyl Ether	EPA 8260B	ND	-----	1.00	ug/l	1x	6F29072	06/29/06 12:34	06/29/06 20:04	
tert-Butyl Alcohol	"	ND	-----	50.0	"	"	"	"	"	
1,2-Dibromoethane	"	ND	-----	1.00	"	"	"	"	"	
1,2-Dichloroethane	"	ND	-----	1.00	"	"	"	"	"	
Diisopropyl ether	"	ND	-----	1.00	"	"	"	"	"	
Ethyl tert-butyl ether	"	ND	-----	1.00	"	"	"	"	"	
Ethanol	"	ND	-----	250	"	"	"	"	"	
Methyl tert-butyl ether	"	ND	-----	5.00	"	"	"	"	"	
Surrogate(s): 1,2-DCA-d4			*112%*		*70 - 130 %*	"			"	
Toluene-d8			*119%*		*75 - 125 %*	"			"	
4-BFB			*97.0%*		*75 - 125 %*	"			"	

TestAmerica - Seattle, WA

Kate Haney, Project Manager

The results in this report apply to the samples analyzed in accordance with the chain of custody document. This analytical report must be reproduced in its entirety.

TestAmerica
ANALYTICAL TESTING CORPORATION

SEATTLE, WA 11720 NORTH CREEK PKWY N, SUITE 400
BOTHELL, WA 98011-8244
PH: (425) 420.9200 FAX: (425) 420.9210

Sound Environmental Strategies	Project Name:	**Time Oil #01-600 - Seattle Terminal**	
2400 Airport Way South, Suite 200	Project Number:	0440-004-04	Report Created:
Seattle, WA/USA 98134-2020	Project Manager:	Dee Gardner	07/10/06 17:06

Oxygenates by EPA Method 8260B

TestAmerica - Seattle, WA

Analyte	Method	Result	MDL*	MRL	Units	Dil	Batch	Prepared	Analyzed	Notes
BPF0564-10 (02-MW-03-20060620)		**Water**			**Sampled: 06/20/06 11:32**					
tert-Amyl Methyl Ether	EPA 8260B	ND	-----	1.00	ug/l	1x	6F29072	06/29/06 12:34	06/29/06 20:33	
tert-Butyl Alcohol	"	ND	-----	50.0	"	"	"	"	"	
1,2-Dibromoethane	"	ND	-----	1.00	"	"	"	"	"	
1,2-Dichloroethane	"	ND	-----	1.00	"	"	"	"	"	
Diisopropyl ether	"	ND	-----	1.00	"	"	"	"	"	
Ethyl tert-butyl ether	"	ND	-----	1.00	"	"	"	"	"	
Ethanol	"	ND	-----	250	"	"	"	"	"	
Methyl tert-butyl ether	"	ND	-----	5.00	"	"	"	"	"	
Surrogate(s): 1,2-DCA-d4			*113%*		*70 - 130 %*	"			"	
Toluene-d8			*119%*		*75 - 125 %*	"			"	
4-BFB			*97.5%*		*75 - 125 %*	"			"	
BPF0564-11 (02-MW-04-20060620)		**Water**			**Sampled: 06/20/06 12:19**					
tert-Amyl Methyl Ether	EPA 8260B	ND	-----	1.00	ug/l	1x	6F29072	06/29/06 12:34	06/29/06 21:02	
tert-Butyl Alcohol	"	ND	-----	50.0	"	"	"	"	"	
1,2-Dibromoethane	"	ND	-----	1.00	"	"	"	"	"	
1,2-Dichloroethane	"	ND	-----	1.00	"	"	"	"	"	
Diisopropyl ether	"	ND	-----	1.00	"	"	"	"	"	
Ethyl tert-butyl ether	"	ND	-----	1.00	"	"	"	"	"	
Ethanol	"	ND	-----	250	"	"	"	"	"	
Methyl tert-butyl ether	"	ND	-----	5.00	"	"	"	"	"	
Surrogate(s): 1,2-DCA-d4			*123%*		*70 - 130 %*	"			"	
Toluene-d8			*120%*		*75 - 125 %*	"			"	
4-BFB			*97.8%*		*75 - 125 %*	"			"	
BPF0564-12 (02-MW-06-20060620)		**Water**			**Sampled: 06/20/06 11:20**					
tert-Amyl Methyl Ether	EPA 8260B	ND	-----	1.00	ug/l	1x	6F29072	06/29/06 12:34	06/29/06 21:32	
tert-Butyl Alcohol	"	ND	-----	50.0	"	"	"	"	"	
1,2-Dibromoethane	"	ND	-----	1.00	"	"	"	"	"	
1,2-Dichloroethane	"	ND	-----	1.00	"	"	"	"	"	
Diisopropyl ether	"	ND	-----	1.00	"	"	"	"	"	
Ethyl tert-butyl ether	"	ND	-----	1.00	"	"	"	"	"	
Ethanol	"	ND	-----	250	"	"	"	"	"	
Methyl tert-butyl ether	"	ND	-----	5.00	"	"	"	"	"	
Surrogate(s): 1,2-DCA-d4			*112%*		*70 - 130 %*	"			"	
Toluene-d8			*118%*		*75 - 125 %*	"			"	
4-BFB			*99.5%*		*75 - 125 %*	"			"	

TestAmerica - Seattle, WA

The results in this report apply to the samples analyzed in accordance with the chain of custody document. This analytical report must be reproduced in its entirety.

Kate Haney, Project Manager

TestAmerica
ANALYTICAL TESTING CORPORATION

SEATTLE, WA 11720 NORTH CREEK PKWY N, SUITE 400
BOTHELL, WA 98011-8244
PH: (425) 420.9200 FAX: (425) 420.9210

Sound Environmental Strategies	Project Name:	**Time Oil #01-600 - Seattle Terminal**	
2400 Airport Way South, Suite 200	Project Number:	0440-004-04	Report Created:
Seattle, WA/USA 98134-2020	Project Manager:	Dee Gardner	07/10/06 17:06

Oxygenates by EPA Method 8260B

TestAmerica - Seattle, WA

Analyte	Method	Result	MDL*	MRL	Units	Dil	Batch	Prepared	Analyzed	Notes
BPF0564-13 (02-MW-07-20060620)		**Water**			**Sampled: 06/20/06 10:52**					
tert-Amyl Methyl Ether	EPA 8260B	ND	-----	1.00	ug/l	1x	6F29072	06/29/06 12:34	06/29/06 22:01	
tert-Butyl Alcohol	"	ND	-----	50.0	"	"	"	"	"	
1,2-Dibromoethane	"	ND	-----	1.00	"	"	"	"	"	
1,2-Dichloroethane	"	ND	-----	1.00	"	"	"	"	"	
Diisopropyl ether	"	ND	-----	1.00	"	"	"	"	"	
Ethyl tert-butyl ether	"	ND	-----	1.00	"	"	"	"	"	
Ethanol	"	ND	-----	250	"	"	"	"	"	
Methyl tert-butyl ether	"	ND	-----	5.00	"	"	"	"	"	
Surrogate(s): 1,2-DCA-d4			*111%*		*70 - 130 %*	"			"	
Toluene-d8			*119%*		*75 - 125 %*	"			"	
4-BFB			*100%*		*75 - 125 %*	"			"	
BPF0564-14 (02-MW-97-20060620)		**Water**			**Sampled: 06/20/06 12:34**					
tert-Amyl Methyl Ether	EPA 8260B	ND	-----	1.00	ug/l	1x	6F29072	06/29/06 12:34	06/29/06 22:30	
tert-Butyl Alcohol	"	ND	-----	50.0	"	"	"	"	"	
1,2-Dibromoethane	"	ND	-----	1.00	"	"	"	"	"	
1,2-Dichloroethane	"	ND	-----	1.00	"	"	"	"	"	
Diisopropyl ether	"	ND	-----	1.00	"	"	"	"	"	
Ethyl tert-butyl ether	"	ND	-----	1.00	"	"	"	"	"	
Ethanol	"	ND	-----	250	"	"	"	"	"	
Methyl tert-butyl ether	"	ND	-----	5.00	"	"	"	"	"	
Surrogate(s): 1,2-DCA-d4			*115%*		*70 - 130 %*	"			"	
Toluene-d8			*119%*		*75 - 125 %*	"			"	
4-BFB			*95.8%*		*75 - 125 %*	"			"	
BPF0564-15 (Trip Blank)		**Water**			**Sampled: 06/19/06 08:00**					
tert-Amyl Methyl Ether	EPA 8260B	ND	-----	1.00	ug/l	1x	6F29072	06/29/06 12:34	06/29/06 15:41	
tert-Butyl Alcohol	"	ND	-----	50.0	"	"	"	"	"	
1,2-Dibromoethane	"	ND	-----	1.00	"	"	"	"	"	
1,2-Dichloroethane	"	ND	-----	1.00	"	"	"	"	"	
Diisopropyl ether	"	ND	-----	1.00	"	"	"	"	"	
Ethyl tert-butyl ether	"	ND	-----	1.00	"	"	"	"	"	
Ethanol	"	ND	-----	250	"	"	"	"	"	
Methyl tert-butyl ether	"	ND	-----	5.00	"	"	"	"	"	
Surrogate(s): 1,2-DCA-d4			*112%*		*70 - 130 %*	"			"	
Toluene-d8			*118%*		*75 - 125 %*	"			"	
4-BFB			*96.5%*		*75 - 125 %*	"			"	

TestAmerica - Seattle, WA

The results in this report apply to the samples analyzed in accordance with the chain of custody document. This analytical report must be reproduced in its entirety.

Kate Haney, Project Manager

TestAmerica
ANALYTICAL TESTING CORPORATION

SEATTLE, WA 11720 NORTH CREEK PKWY N, SUITE 400
BOTHELL, WA 98011-8244
PH: (425) 420.9200 FAX: (425) 420.9210

Sound Environmental Strategies	Project Name:	**Time Oil #01-600 - Seattle Terminal**	
2400 Airport Way South, Suite 200	Project Number:	0440-004-04	Report Created:
Seattle, WA/USA 98134-2020	Project Manager:	Dee Gardner	07/10/06 17:06

Volatile Petroleum Products by NWTPH-Gx - Laboratory Quality Control Results

TestAmerica - Seattle, WA

QC Batch: 6F28021 **Water Preparation Method: EPA 5030B (P/T)**

Analyte	Method	Result	MDL*	MRL	Units	Dil	Source Result	Spike Amt	% REC	(Limits)	% RPD	(Limits)	Analyzed	Notes
Blank (6F28021-BLK1)								**Extracted: 06/28/06 09:54**						
Gasoline Range Hydrocarbons	NWTPH-Gx	ND	---	50.0	ug/l	1x	--	--	--	--	--	--	06/28/06 10:35	
Surrogate(s): 4-BFB (FID)		*Recovery: 92.5%*			*Limits: 58-144%*	"							*06/28/06 10:35*	
LCS (6F28021-BS1)								**Extracted: 06/28/06 09:54**						
Gasoline Range Hydrocarbons	NWTPH-Gx	946	---	50.0	ug/l	1x	--	1000	94.6%	(80-120)	--	--	06/28/06 11:05	
Surrogate(s): 4-BFB (FID)		*Recovery: 104%*			*Limits: 58-144%*	"							*06/28/06 11:05*	
Duplicate (6F28021-DUP1)					**QC Source: BPF0564-01**			**Extracted: 06/28/06 09:54**						
Gasoline Range Hydrocarbons	NWTPH-Gx	ND	---	50.0	ug/l	1x	50.0	--	--	--	2.84%	(25)	06/28/06 12:38	
Surrogate(s): 4-BFB (FID)		*Recovery: 94.2%*			*Limits: 58-144%*	"							*06/28/06 12:38*	
Duplicate (6F28021-DUP2)					**QC Source: BPF0564-11**			**Extracted: 06/28/06 09:54**						
Gasoline Range Hydrocarbons	NWTPH-Gx	3010	---	50.0	ug/l	1x	3880	--	--	--	25.3%	(25)	06/29/06 07:21	**RP-3**
Surrogate(s): 4-BFB (FID)		*Recovery: 160%*			*Limits: 58-144%*	"							*06/29/06 07:21*	***SR-4***
Matrix Spike (6F28021-MS1)					**QC Source: BPF0564-01**			**Extracted: 06/28/06 09:54**						
Gasoline Range Hydrocarbons	NWTPH-Gx	1060	---	50.0	ug/l	1x	50.0	1000	101%	(75-131)	--	--	06/28/06 20:16	
Surrogate(s): 4-BFB (FID)		*Recovery: 103%*			*Limits: 58-144%*	"							*06/28/06 20:16*	

TestAmerica - Seattle, WA

Kate Haney, Project Manager

The results in this report apply to the samples analyzed in accordance with the chain of custody document. This analytical report must be reproduced in its entirety.

TestAmerica
ANALYTICAL TESTING CORPORATION

SEATTLE, WA 11720 NORTH CREEK PKWY N, SUITE 400
BOTHELL, WA 98011-8244
PH: (425) 420.9200 FAX: (425) 420.9210

Sound Environmental Strategies	Project Name:	**Time Oil #01-600 - Seattle Terminal**	
2400 Airport Way South, Suite 200	Project Number:	0440-004-04	Report Created:
Seattle, WA/USA 98134-2020	Project Manager:	Dee Gardner	07/10/06 17:06

Semivolatile Petroleum Products by NWTPH-Dx (w/o Acid/Silica Gel Clean-up) - Laboratory Quality Control Results

TestAmerica - Seattle, WA

QC Batch: 6F23063 **Water Preparation Method: EPA 3520C**

Analyte	Method	Result	MDL*	MRL	Units	Dil	Source Result	Spike Amt	% REC	(Limits)	% RPD	(Limits)	Analyzed	Notes
Blank (6F23063-BLK1)							**Extracted: 06/23/06 17:22**							
Diesel Range Hydrocarbons	NWTPH-Dx	ND	---	250	ug/l	1x	--	--	--	--	--	--	06/29/06 17:20	
Lube Oil Range Hydrocarbons	"	ND	---	500	"	"	--	--	--	--	--	--	"	
Surrogate(s): 2-FBP		*Recovery: 96.4%*			*Limits: 50-150%*	"							*06/29/06 17:20*	
Octacosane		*104%*			*50-150%*	"							"	
LCS (6F23063-BS1)							**Extracted: 06/23/06 17:22**							
Diesel Range Hydrocarbons	NWTPH-Dx	1910	---	250	ug/l	1x	--	2000	95.5%	(58-125)	--	--	06/29/06 18:05	
Lube Oil Range Hydrocarbons	"	1770	---	500	"	"	--	"	88.5%	(60-140)	--	--	"	
Surrogate(s): 2-FBP		*Recovery: 106%*			*Limits: 50-150%*	"							*06/29/06 18:05*	
Octacosane		*113%*			*50-150%*	"							"	
LCS Dup (6F23063-BSD1)							**Extracted: 06/23/06 17:22**							
Diesel Range Hydrocarbons	NWTPH-Dx	1840	---	250	ug/l	1x	--	2000	92.0%	(58-125)	3.73%	(40)	06/29/06 18:34	
Lube Oil Range Hydrocarbons	"	1730	---	500	"	"	--	"	86.5%	(60-140)	2.29%	"	"	
Surrogate(s): 2-FBP		*Recovery: 101%*			*Limits: 50-150%*	"							*06/29/06 18:34*	
Octacosane		*110%*			*50-150%*	"							"	

TestAmerica - Seattle, WA

Kate Haney, Project Manager

The results in this report apply to the samples analyzed in accordance with the chain of custody document. This analytical report must be reproduced in its entirety.

TestAmerica
ANALYTICAL TESTING CORPORATION

SEATTLE, WA 11720 NORTH CREEK PKWY N, SUITE 400
BOTHELL, WA 98011-8244
PH: (425) 420.9200 FAX: (425) 420.9210

Sound Environmental Strategies	Project Name:	**Time Oil #01-600 - Seattle Terminal**	
2400 Airport Way South, Suite 200	Project Number:	0440-004-04	Report Created:
Seattle, WA/USA 98134-2020	Project Manager:	Dee Gardner	07/10/06 17:06

Volatile Organic Compounds by EPA Method 8260B - Laboratory Quality Control Results

TestAmerica - Seattle, WA

QC Batch: 6F27068 **Water Preparation Method: EPA 5030B**

Analyte	Method	Result	MDL*	MRL	Units	Dil	Source Result	Spike Amt	% REC	(Limits)	% RPD	(Limits)	Analyzed	Notes
Blank (6F27068-BLK1)							**Extracted: 06/27/06 09:37**							
Acetone	EPA 8260B	ND	---	10.0	ug/l	1x	--	--	--	--	--	--	06/27/06 13:21	
Benzene	"	ND	---	0.200	"	"	--	--	--	--	--	--	"	
Bromobenzene	"	ND	---	0.500	"	"	--	--	--	--	--	--	"	
Bromochloromethane	"	ND	---	0.200	"	"	--	--	--	--	--	--	"	
Bromodichloromethane	"	ND	---	0.200	"	"	--	--	--	--	--	--	"	
Bromoform	"	ND	---	0.200	"	"	--	--	--	--	--	--	"	
Bromomethane	"	ND	---	2.00	"	"	--	--	--	--	--	--	"	
2-Butanone	"	ND	---	2.00	"	"	--	--	--	--	--	--	"	
n-Butylbenzene	"	ND	---	0.200	"	"	--	--	--	--	--	--	"	
sec-Butylbenzene	"	ND	---	0.200	"	"	--	--	--	--	--	--	"	
tert-Butylbenzene	"	ND	---	0.500	"	"	--	--	--	--	--	--	"	
Carbon disulfide	"	ND	---	0.500	"	"	--	--	--	--	--	--	"	
Carbon tetrachloride	"	ND	---	0.200	"	"	--	--	--	--	--	--	"	
Chlorobenzene	"	ND	---	0.200	"	"	--	--	--	--	--	--	"	
Chloroethane	"	ND	---	1.00	"	"	--	--	--	--	--	--	"	
Chloroform	"	ND	---	0.200	"	"	--	--	--	--	--	--	"	
Chloromethane	"	ND	---	1.00	"	"	--	--	--	--	--	--	"	
2-Chlorotoluene	"	ND	---	0.500	"	"	--	--	--	--	--	--	"	
4-Chlorotoluene	"	ND	---	0.500	"	"	--	--	--	--	--	--	"	
Dibromochloromethane	"	ND	---	0.200	"	"	--	--	--	--	--	--	"	
1,2-Dibromo-3-chloropropane	"	ND	---	0.500	"	"	--	--	--	--	--	--	"	
1,2-Dibromoethane	"	ND	---	0.200	"	"	--	--	--	--	--	--	"	
Dibromomethane	"	ND	---	0.200	"	"	--	--	--	--	--	--	"	
1,2-Dichlorobenzene	"	ND	---	0.200	"	"	--	--	--	--	--	--	"	
1,3-Dichlorobenzene	"	ND	---	0.200	"	"	--	--	--	--	--	--	"	
1,4-Dichlorobenzene	"	ND	---	0.200	"	"	--	--	--	--	--	--	"	
Dichlorodifluoromethane	"	ND	---	0.500	"	"	--	--	--	--	--	--	"	
1,1-Dichloroethane	"	ND	---	0.200	"	"	--	--	--	--	--	--	"	
1,2-Dichloroethane	"	ND	---	0.200	"	"	--	--	--	--	--	--	"	
1,1-Dichloroethene	"	ND	---	0.200	"	"	--	--	--	--	--	--	"	
cis-1,2-Dichloroethene	"	ND	---	0.200	"	"	--	--	--	--	--	--	"	
trans-1,2-Dichloroethene	"	ND	---	0.200	"	"	--	--	--	--	--	--	"	
1,2-Dichloropropane	"	ND	---	0.200	"	"	--	--	--	--	--	--	"	
1,3-Dichloropropane	"	ND	---	0.200	"	"	--	--	--	--	--	--	"	
2,2-Dichloropropane	"	ND	---	0.500	"	"	--	--	--	--	--	--	"	
1,1-Dichloropropene	"	ND	---	0.200	"	"	--	--	--	--	--	--	"	
cis-1,3-Dichloropropene	"	ND	---	0.200	"	"	--	--	--	--	--	--	"	
trans-1,3-Dichloropropene	"	ND	---	0.200	"	"	--	--	--	--	--	--	"	
Ethylbenzene	"	ND	---	0.200	"	"	--	--	--	--	--	--	"	

TestAmerica - Seattle, WA

The results in this report apply to the samples analyzed in accordance with the chain of custody document. This analytical report must be reproduced in its entirety.

Kate Haney, Project Manager

TestAmerica
ANALYTICAL TESTING CORPORATION

SEATTLE, WA 11720 NORTH CREEK PKWY N, SUITE 400
BOTHELL, WA 98011-8244
PH: (425) 420.9200 FAX: (425) 420.9210

Sound Environmental Strategies	Project Name:	**Time Oil #01-600 - Seattle Terminal**	
2400 Airport Way South, Suite 200	Project Number:	0440-004-04	Report Created:
Seattle, WA/USA 98134-2020	Project Manager:	Dee Gardner	07/10/06 17:06

Volatile Organic Compounds by EPA Method 8260B - Laboratory Quality Control Results

TestAmerica - Seattle, WA

QC Batch: 6F27068 **Water Preparation Method: EPA 5030B**

Analyte	Method	Result	MDL*	MRL	Units	Dil	Source Result	Spike Amt	% REC	(Limits)	% RPD	(Limits)	Analyzed	Notes
Blank (6F27068-BLK1)							**Extracted: 06/27/06 09:37**							
Hexachlorobutadiene	EPA 8260B	ND	---	0.500	ug/l	1x	--	--	--	--	--	--	06/27/06 13:21	
Methyl tert-butyl ether	"	ND	---	1.00	"	"	--	--	--	--	--	--	"	
n-Hexane	"	ND	---	1.00	"	"	--	--	--	--	--	--	"	
2-Hexanone	"	ND	---	2.00	"	"	--	--	--	--	--	--	"	
Isopropylbenzene	"	ND	---	0.500	"	"	--	--	--	--	--	--	"	
p-Isopropyltoluene	"	ND	---	0.200	"	"	--	--	--	--	--	--	"	
4-Methyl-2-pentanone	"	ND	---	2.00	"	"	--	--	--	--	--	--	"	
Methylene chloride	"	ND	---	5.00	"	"	--	--	--	--	--	--	"	
Naphthalene	"	ND	---	0.500	"	"	--	--	--	--	--	--	"	
n-Propylbenzene	"	ND	---	0.500	"	"	--	--	--	--	--	--	"	
Styrene	"	ND	---	0.500	"	"	--	--	--	--	--	--	"	
1,2,3-Trichlorobenzene	"	ND	---	0.200	"	"	--	--	--	--	--	--	"	
1,2,4-Trichlorobenzene	"	ND	---	0.200	"	"	--	--	--	--	--	--	"	
1,1,1,2-Tetrachloroethane	"	ND	---	0.200	"	"	--	--	--	--	--	--	"	
1,1,2,2-Tetrachloroethane	"	ND	---	0.500	"	"	--	--	--	--	--	--	"	
Tetrachloroethene	"	ND	---	0.200	"	"	--	--	--	--	--	--	"	
Toluene	"	ND	---	0.200	"	"	--	--	--	--	--	--	"	
1,1,1-Trichloroethane	"	ND	---	0.200	"	"	--	--	--	--	--	--	"	
1,1,2-Trichloroethane	"	ND	---	0.200	"	"	--	--	--	--	--	--	"	
Trichloroethene	"	ND	---	0.200	"	"	--	--	--	--	--	--	"	
Trichlorofluoromethane	"	ND	---	0.500	"	"	--	--	--	--	--	--	"	
1,2,3-Trichloropropane	"	ND	---	0.500	"	"	--	--	--	--	--	--	"	
1,2,4-Trimethylbenzene	"	ND	---	0.200	"	"	--	--	--	--	--	--	"	
1,3,5-Trimethylbenzene	"	ND	---	0.500	"	"	--	--	--	--	--	--	"	
Vinyl chloride	"	ND	---	0.200	"	"	--	--	--	--	--	--	"	
o-Xylene	"	ND	---	0.250	"	"	--	--	--	--	--	--	"	
m,p-Xylene	"	ND	---	0.500	"	"	--	--	--	--	--	--	"	
Total Xylenes	"	ND	---	0.750	"	"	--	--	--	--	--	--	"	
Surrogate(s):	*1,2-DCA-d4*	*Recovery:*	*91.2%*		*Limits:*	*70-130%*	*"*						*06/27/06 13:21*	
	Toluene-d8		*100%*			*70-130%*	*"*						*"*	
	4-BFB		*104%*			*70-130%*	*"*						*"*	

TestAmerica - Seattle, WA

The results in this report apply to the samples analyzed in accordance with the chain of custody document. This analytical report must be reproduced in its entirety.

Kate Haney, Project Manager

TestAmerica
ANALYTICAL TESTING CORPORATION

SEATTLE, WA 11720 NORTH CREEK PKWY N, SUITE 400
BOTHELL, WA 98011-8244
PH: (425) 420.9200 FAX: (425) 420.9210

Sound Environmental Strategies	Project Name:	**Time Oil #01-600 - Seattle Terminal**	
2400 Airport Way South, Suite 200	Project Number:	0440-004-04	Report Created:
Seattle, WA/USA 98134-2020	Project Manager:	Dee Gardner	07/10/06 17:06

Volatile Organic Compounds by EPA Method 8260B - Laboratory Quality Control Results

TestAmerica - Seattle, WA

QC Batch: 6F27068 **Water Preparation Method: EPA 5030B**

Analyte	Method	Result	MDL*	MRL	Units	Dil	Source Result	Spike Amt	% REC	(Limits)	% RPD	(Limits)	Analyzed	Notes
LCS (6F27068-BS1)								**Extracted: 06/27/06 09:37**						
Benzene	EPA 8260B	40.8	---	0.200	ug/l	1x	--	40.0	102%	(80-120)	--	--	06/27/06 11:40	
Chlorobenzene	"	39.5	---	0.200	"	"	--	"	98.8%	(79-120)	--	--	"	
1,1-Dichloroethene	"	40.8	---	0.200	"	"	--	"	102%	(80-120)	--	--	"	
Methyl tert-butyl ether	"	43.5	---	1.00	"	"	--	"	109%	(79-120)	--	--	"	
Toluene	"	39.9	---	0.200	"	"	--	"	99.8%	(78-120)	--	--	"	
Trichloroethene	"	38.4	---	0.200	"	"	--	"	96.0%	(80-120)	--	--	"	
Surrogate(s): 1,2-DCA-d4		*Recovery: 87.2%*			*Limits: 70-130%*	"							*06/27/06 11:40*	
Toluene-d8		*104%*			*70-130%*	"							"	
4-BFB		*101%*			*70-130%*	"							"	
LCS Dup (6F27068-BSD1)								**Extracted: 06/27/06 09:37**						
Benzene	EPA 8260B	37.2	---	0.200	ug/l	1x	--	40.0	93.0%	(80-120)	9.23%	(20)	06/27/06 12:06	
Chlorobenzene	"	36.5	---	0.200	"	"	--	"	91.2%	(79-120)	7.89%	"	"	
1,1-Dichloroethene	"	37.5	---	0.200	"	"	--	"	93.8%	(80-120)	8.43%	"	"	
Methyl tert-butyl ether	"	39.7	---	1.00	"	"	--	"	99.2%	(79-120)	9.13%	"	"	
Toluene	"	36.6	---	0.200	"	"	--	"	91.5%	(78-120)	8.63%	"	"	
Trichloroethene	"	35.5	---	0.200	"	"	--	"	88.8%	(80-120)	7.85%	"	"	
Surrogate(s): 1,2-DCA-d4		*Recovery: 84.8%*			*Limits: 70-130%*	"							*06/27/06 12:06*	
Toluene-d8		*101%*			*70-130%*	"							"	
4-BFB		*100%*			*70-130%*	"							"	
Matrix Spike (6F27068-MS1)					**QC Source: BPF0513-08**			**Extracted: 06/27/06 18:55**						
Benzene	EPA 8260B	3990	---	20.0	ug/l	100x	ND	4000	99.8%	(75-126)	--	--	06/27/06 20:39	
Chlorobenzene	"	3910	---	20.0	"	"	ND	"	97.8%	(75-125)	--	--	"	
1,1-Dichloroethene	"	4240	---	20.0	"	"	ND	"	106%	"	--	--	"	
Methyl tert-butyl ether	"	4240	---	100	"	"	ND	"	106%	(70-128)	--	--	"	
Toluene	"	3840	---	20.0	"	"	ND	"	96.0%	(75-125)	--	--	"	
Trichloroethene	"	12300	---	20.0	"	"	8110	"	105%	"	--	--	"	
Surrogate(s): 1,2-DCA-d4		*Recovery: 102%*			*Limits: 70-130%*	*1x*							*06/27/06 20:39*	
Toluene-d8		*99.0%*			*70-130%*	"							"	
4-BFB		*95.0%*			*70-130%*	"							"	

TestAmerica - Seattle, WA

The results in this report apply to the samples analyzed in accordance with the chain of custody document. This analytical report must be reproduced in its entirety.

Kate Haney, Project Manager

TestAmerica
ANALYTICAL TESTING CORPORATION

SEATTLE, WA 11720 NORTH CREEK PKWY N, SUITE 400
BOTHELL, WA 98011-8244
PH: (425) 420.9200 FAX: (425) 420.9210

Sound Environmental Strategies	Project Name:	**Time Oil #01-600 - Seattle Terminal**	
2400 Airport Way South, Suite 200	Project Number:	0440-004-04	Report Created:
Seattle, WA/USA 98134-2020	Project Manager:	Dee Gardner	07/10/06 17:06

Volatile Organic Compounds by EPA Method 8260B - Laboratory Quality Control Results

TestAmerica - Seattle, WA

QC Batch: 6F27068 **Water Preparation Method: EPA 5030B**

Analyte	Method	Result	MDL*	MRL	Units	Dil	Source Result	Spike Amt	% REC	(Limits)	% RPD	(Limits)	Analyzed	Notes
Matrix Spike Dup (6F27068-MSD1)					**QC Source: BPF0513-08**				**Extracted: 06/27/06 18:55**					
Benzene	EPA 8260B	3840	---	20.0	ug/l	100x	ND	4000	96.0%	(75-126)	3.83%	(20)	06/27/06 21:04	
Chlorobenzene	"	3830	---	20.0	"	"	ND	"	95.8%	(75-125)	2.07%	"	"	
1,1-Dichloroethene	"	3970	---	20.0	"	"	ND	"	99.2%	"	6.58%	(30)	"	
Methyl tert-butyl ether	"	4200	---	100	"	"	ND	"	105%	(70-128)	0.948%	"	"	
Toluene	"	3750	---	20.0	"	"	ND	"	93.8%	(75-125)	2.37%	(20)	"	
Trichloroethene	"	11900	---	20.0	"	"	8110	"	94.8%	"	3.31%	"	"	
Surrogate(s): 1,2-DCA-d4		*Recovery: 98.5%*			*Limits: 70-130%*	*1x*							*06/27/06 21:04*	
Toluene-d8		*99.2%*			*70-130%*	*"*							*"*	
4-BFB		*98.0%*			*70-130%*	*"*							*"*	

QC Batch: 6F28033 **Water Preparation Method: EPA 5030B**

Analyte	Method	Result	MDL*	MRL	Units	Dil	Source Result	Spike Amt	% REC	(Limits)	% RPD	(Limits)	Analyzed	Notes
Blank (6F28033-BLK1)									**Extracted: 06/27/06 09:42**					
Acetone	EPA 8260B	ND	---	10.0	ug/l	1x	--	--	--	--	--	--	06/27/06 11:48	
Benzene	"	ND	---	0.200	"	"	--	--	--	--	--	--	"	
Bromobenzene	"	ND	---	0.500	"	"	--	--	--	--	--	--	"	
Bromochloromethane	"	ND	---	0.200	"	"	--	--	--	--	--	--	"	
Bromodichloromethane	"	ND	---	0.200	"	"	--	--	--	--	--	--	"	
Bromoform	"	ND	---	0.200	"	"	--	--	--	--	--	--	"	
Bromomethane	"	ND	---	2.00	"	"	--	--	--	--	--	--	"	
2-Butanone	"	ND	---	2.00	"	"	--	--	--	--	--	--	"	
n-Butylbenzene	"	ND	---	0.200	"	"	--	--	--	--	--	--	"	
sec-Butylbenzene	"	ND	---	0.200	"	"	--	--	--	--	--	--	"	
tert-Butylbenzene	"	ND	---	0.500	"	"	--	--	--	--	--	--	"	
Carbon disulfide	"	ND	---	0.500	"	"	--	--	--	--	--	--	"	
Carbon tetrachloride	"	ND	---	0.200	"	"	--	--	--	--	--	--	"	
Chlorobenzene	"	ND	---	0.200	"	"	--	--	--	--	--	--	"	
Chloroethane	"	ND	---	1.00	"	"	--	--	--	--	--	--	"	
Chloroform	"	ND	---	0.200	"	"	--	--	--	--	--	--	"	
Chloromethane	"	ND	---	1.00	"	"	--	--	--	--	--	--	"	
2-Chlorotoluene	"	ND	---	0.500	"	"	--	--	--	--	--	--	"	
4-Chlorotoluene	"	ND	---	0.500	"	"	--	--	--	--	--	--	"	
Dibromochloromethane	"	ND	---	0.200	"	"	--	--	--	--	--	--	"	
1,2-Dibromo-3-chloropropane	"	ND	---	0.500	"	"	--	--	--	--	--	--	"	
1,2-Dibromoethane	"	ND	---	0.200	"	"	--	--	--	--	--	--	"	
Dibromomethane	"	ND	---	0.200	"	"	--	--	--	--	--	--	"	
1,2-Dichlorobenzene	"	ND	---	0.200	"	"	--	--	--	--	--	--	"	

TestAmerica - Seattle, WA

Kate Haney, Project Manager

The results in this report apply to the samples analyzed in accordance with the chain of custody document. This analytical report must be reproduced in its entirety.

TestAmerica
ANALYTICAL TESTING CORPORATION

SEATTLE, WA 11720 NORTH CREEK PKWY N, SUITE 400
BOTHELL, WA 98011-8244
PH: (425) 420.9200 FAX: (425) 420.9210

Sound Environmental Strategies	Project Name:	**Time Oil #01-600 - Seattle Terminal**	
2400 Airport Way South, Suite 200	Project Number:	0440-004-04	Report Created:
Seattle, WA/USA 98134-2020	Project Manager:	Dee Gardner	07/10/06 17:06

Volatile Organic Compounds by EPA Method 8260B - Laboratory Quality Control Results

TestAmerica - Seattle, WA

QC Batch: 6F28033 **Water Preparation Method: EPA 5030B**

Analyte	Method	Result	MDL*	MRL	Units	Dil	Source Result	Spike Amt	% REC	(Limits)	% RPD	(Limits)	Analyzed	Notes
Blank (6F28033-BLK1)							**Extracted: 06/27/06 09:42**							
1,3-Dichlorobenzene	EPA 8260B	ND	---	0.200	ug/l	1x	--	--	--	--	--	--	06/27/06 11:48	
1,4-Dichlorobenzene	"	ND	---	0.200	"	"	--	--	--	--	--	--	"	
Dichlorodifluoromethane	"	ND	---	0.500	"	"	--	--	--	--	--	--	"	
1,1-Dichloroethane	"	ND	---	0.200	"	"	--	--	--	--	--	--	"	
1,2-Dichloroethane	"	ND	---	0.200	"	"	--	--	--	--	--	--	"	
1,1-Dichloroethene	"	ND	---	0.200	"	"	--	--	--	--	--	--	"	
cis-1,2-Dichloroethene	"	ND	---	0.200	"	"	--	--	--	--	--	--	"	
trans-1,2-Dichloroethene	"	ND	---	0.200	"	"	--	--	--	--	--	--	"	
1,2-Dichloropropane	"	ND	---	0.200	"	"	--	--	--	--	--	--	"	
1,3-Dichloropropane	"	ND	---	0.200	"	"	--	--	--	--	--	--	"	
2,2-Dichloropropane	"	ND	---	0.500	"	"	--	--	--	--	--	--	"	
1,1-Dichloropropene	"	ND	---	0.200	"	"	--	--	--	--	--	--	"	
cis-1,3-Dichloropropene	"	ND	---	0.200	"	"	--	--	--	--	--	--	"	
trans-1,3-Dichloropropene	"	ND	---	0.200	"	"	--	--	--	--	--	--	"	
Ethylbenzene	"	ND	---	0.200	"	"	--	--	--	--	--	--	"	
Hexachlorobutadiene	"	ND	---	0.500	"	"	--	--	--	--	--	--	"	
Methyl tert-butyl ether	"	ND	---	1.00	"	"	--	--	--	--	--	--	"	
n-Hexane	"	ND	---	1.00	"	"	--	--	--	--	--	--	"	
2-Hexanone	"	ND	---	2.00	"	"	--	--	--	--	--	--	"	
Isopropylbenzene	"	ND	---	0.500	"	"	--	--	--	--	--	--	"	
p-Isopropyltoluene	"	ND	---	0.200	"	"	--	--	--	--	--	--	"	
4-Methyl-2-pentanone	"	ND	---	2.00	"	"	--	--	--	--	--	--	"	
Methylene chloride	"	ND	---	5.00	"	"	--	--	--	--	--	--	"	
Naphthalene	"	ND	---	0.500	"	"	--	--	--	--	--	--	"	
n-Propylbenzene	"	ND	---	0.500	"	"	--	--	--	--	--	--	"	
Styrene	"	ND	---	0.500	"	"	--	--	--	--	--	--	"	
1,2,3-Trichlorobenzene	"	ND	---	0.200	"	"	--	--	--	--	--	--	"	
1,2,4-Trichlorobenzene	"	ND	---	0.200	"	"	--	--	--	--	--	--	"	
1,1,1,2-Tetrachloroethane	"	ND	---	0.200	"	"	--	--	--	--	--	--	"	
1,1,2,2-Tetrachloroethane	"	ND	---	0.500	"	"	--	--	--	--	--	--	"	
Tetrachloroethene	"	ND	---	0.200	"	"	--	--	--	--	--	--	"	
Toluene	"	ND	---	0.200	"	"	--	--	--	--	--	--	"	
1,1,1-Trichloroethane	"	ND	---	0.200	"	"	--	--	--	--	--	--	"	
1,1,2-Trichloroethane	"	ND	---	0.200	"	"	--	--	--	--	--	--	"	
Trichloroethene	"	ND	---	0.200	"	"	--	--	--	--	--	--	"	
Trichlorofluoromethane	"	ND	---	0.500	"	"	--	--	--	--	--	--	"	
1,2,3-Trichloropropane	"	ND	---	0.500	"	"	--	--	--	--	--	--	"	
1,2,4-Trimethylbenzene	"	ND	---	0.200	"	"	--	--	--	--	--	--	"	
1,3,5-Trimethylbenzene	"	ND	---	0.500	"	"	--	--	--	--	--	--	"	

TestAmerica - Seattle, WA

The results in this report apply to the samples analyzed in accordance with the chain of custody document. This analytical report must be reproduced in its entirety.

Kate Haney, Project Manager

TestAmerica
ANALYTICAL TESTING CORPORATION

SEATTLE, WA 11720 NORTH CREEK PKWY N, SUITE 400
BOTHELL, WA 98011-8244
PH: (425) 420.9200 FAX: (425) 420.9210

Sound Environmental Strategies	Project Name:	**Time Oil #01-600 - Seattle Terminal**	
2400 Airport Way South, Suite 200	Project Number:	0440-004-04	Report Created:
Seattle, WA/USA 98134-2020	Project Manager:	Dee Gardner	07/10/06 17:06

Volatile Organic Compounds by EPA Method 8260B - Laboratory Quality Control Results

TestAmerica - Seattle, WA

QC Batch: 6F28033 **Water Preparation Method: EPA 5030B**

Analyte	Method	Result	MDL*	MRL	Units	Dil	Source Result	Spike Amt	% REC	(Limits)	% RPD	(Limits)	Analyzed	Notes
Blank (6F28033-BLK1)							**Extracted: 06/27/06 09:42**							
Vinyl chloride	EPA 8260B	ND	---	0.200	ug/l	1x	--	--	--	--	--	--	06/27/06 11:48	
o-Xylene	"	ND	---	0.250	"	"	--	--	--	--	--	--	"	
m,p-Xylene	"	ND	---	0.500	"	"	--	--	--	--	--	--	"	
Total Xylenes	"	ND	---	0.750	"	"	--	--	--	--	--	--	"	
Surrogate(s): 1,2-DCA-d4		*Recovery: 98.5%*			*Limits: 70-130%*	"							*06/27/06 11:48*	
Toluene-d8		*103%*			*70-130%*	"							"	
4-BFB		*98.5%*			*70-130%*	"							"	
LCS (6F28033-BS1)							**Extracted: 06/27/06 09:42**							
Benzene	EPA 8260B	36.3	---	0.200	ug/l	1x	--	40.0	90.8%	(80-120)	--	--	06/27/06 10:17	
Chlorobenzene	"	36.8	---	0.200	"	"	--	"	92.0%	(79-120)	--	--	"	
1,1-Dichloroethene	"	40.1	---	0.200	"	"	--	"	100%	(80-120)	--	--	"	
Methyl tert-butyl ether	"	36.1	---	1.00	"	"	--	"	90.2%	(79-120)	--	--	"	
Tetrachloroethene	"	35.9	---	0.200	"	"	--	"	89.8%	(75-125)	--	--	"	
Toluene	"	37.6	---	0.200	"	"	--	"	94.0%	(78-120)	--	--	"	
Trichloroethene	"	37.6	---	0.200	"	"	--	"	94.0%	(80-120)	--	--	"	
Surrogate(s): 1,2-DCA-d4		*Recovery: 97.8%*			*Limits: 70-130%*	"							*06/27/06 10:17*	
Toluene-d8		*100%*			*70-130%*	"							"	
4-BFB		*98.8%*			*70-130%*	"							"	
LCS Dup (6F28033-BSD1)							**Extracted: 06/27/06 09:42**							
Benzene	EPA 8260B	35.3	---	0.200	ug/l	1x	--	40.0	88.2%	(80-120)	2.79%	(20)	06/27/06 10:50	
Chlorobenzene	"	36.1	---	0.200	"	"	--	"	90.2%	(79-120)	1.92%	"	"	
1,1-Dichloroethene	"	38.6	---	0.200	"	"	--	"	96.5%	(80-120)	3.81%	"	"	
Methyl tert-butyl ether	"	35.6	---	1.00	"	"	--	"	89.0%	(79-120)	1.39%	"	"	
Tetrachloroethene	"	34.9	---	0.200	"	"	--	"	87.2%	(75-125)	2.82%	"	"	
Toluene	"	36.7	---	0.200	"	"	--	"	91.8%	(78-120)	2.42%	"	"	
Trichloroethene	"	36.5	---	0.200	"	"	--	"	91.2%	(80-120)	2.97%	"	"	
Surrogate(s): 1,2-DCA-d4		*Recovery: 97.2%*			*Limits: 70-130%*	"							*06/27/06 10:50*	
Toluene-d8		*100%*			*70-130%*	"							"	
4-BFB		*99.8%*			*70-130%*	"							"	

TestAmerica - Seattle, WA

Kate Haney, Project Manager

The results in this report apply to the samples analyzed in accordance with the chain of custody document. This analytical report must be reproduced in its entirety.

TestAmerica
ANALYTICAL TESTING CORPORATION

SEATTLE, WA 11720 NORTH CREEK PKWY N, SUITE 400
BOTHELL, WA 98011-8244
PH: (425) 420.9200 FAX: (425) 420.9210

Sound Environmental Strategies	Project Name:	**Time Oil #01-600 - Seattle Terminal**	
2400 Airport Way South, Suite 200	Project Number:	0440-004-04	Report Created:
Seattle, WA/USA 98134-2020	Project Manager:	Dee Gardner	07/10/06 17:06

Volatile Organic Compounds by EPA Method 8260B - Laboratory Quality Control Results

TestAmerica - Seattle, WA

QC Batch: 6F30017 **Water Preparation Method: EPA 5030B**

Analyte	Method	Result	MDL*	MRL	Units	Dil	Source Result	Spike Amt	% REC	(Limits)	% RPD	(Limits)	Analyzed	Notes
Blank (6F30017-BLK1)							**Extracted: 06/27/06 15:37**							
Acetone	EPA 8260B	ND	---	10.0	ug/l	1x	--	--	--	--	--	--	06/28/06 00:30	
Benzene	"	ND	---	0.200	"	"	--	--	--	--	--	--	"	
Bromobenzene	"	ND	---	0.500	"	"	--	--	--	--	--	--	"	
Bromochloromethane	"	ND	---	0.200	"	"	--	--	--	--	--	--	"	
Bromodichloromethane	"	ND	---	0.200	"	"	--	--	--	--	--	--	"	
Bromoform	"	ND	---	0.200	"	"	--	--	--	--	--	--	"	
Bromomethane	"	ND	---	0.500	"	"	--	--	--	--	--	--	"	**Q-40**
2-Butanone	"	ND	---	2.00	"	"	--	--	--	--	--	--	"	
n-Butylbenzene	"	ND	---	0.200	"	"	--	--	--	--	--	--	"	
sec-Butylbenzene	"	ND	---	0.200	"	"	--	--	--	--	--	--	"	
tert-Butylbenzene	"	ND	---	0.500	"	"	--	--	--	--	--	--	"	
Carbon disulfide	"	ND	---	0.500	"	"	--	--	--	--	--	--	"	
Carbon tetrachloride	"	ND	---	0.200	"	"	--	--	--	--	--	--	"	
Chlorobenzene	"	ND	---	0.200	"	"	--	--	--	--	--	--	"	
Chloroethane	"	ND	---	0.500	"	"	--	--	--	--	--	--	"	
Chloroform	"	ND	---	0.200	"	"	--	--	--	--	--	--	"	
Chloromethane	"	ND	---	0.500	"	"	--	--	--	--	--	--	"	
2-Chlorotoluene	"	ND	---	0.500	"	"	--	--	--	--	--	--	"	
4-Chlorotoluene	"	ND	---	0.500	"	"	--	--	--	--	--	--	"	
Dibromochloromethane	"	ND	---	0.200	"	"	--	--	--	--	--	--	"	
1,2-Dibromo-3-chloropropane	"	ND	---	0.500	"	"	--	--	--	--	--	--	"	
1,2-Dibromoethane	"	ND	---	0.200	"	"	--	--	--	--	--	--	"	
Dibromomethane	"	ND	---	0.200	"	"	--	--	--	--	--	--	"	
1,2-Dichlorobenzene	"	ND	---	0.200	"	"	--	--	--	--	--	--	"	
1,3-Dichlorobenzene	"	ND	---	0.200	"	"	--	--	--	--	--	--	"	
1,4-Dichlorobenzene	"	ND	---	0.200	"	"	--	--	--	--	--	--	"	
Dichlorodifluoromethane	"	ND	---	0.500	"	"	--	--	--	--	--	--	"	
1,1-Dichloroethane	"	ND	---	0.200	"	"	--	--	--	--	--	--	"	
1,2-Dichloroethane	"	ND	---	0.200	"	"	--	--	--	--	--	--	"	
1,1-Dichloroethene	"	ND	---	0.200	"	"	--	--	--	--	--	--	"	
cis-1,2-Dichloroethene	"	ND	---	0.200	"	"	--	--	--	--	--	--	"	
trans-1,2-Dichloroethene	"	ND	---	0.200	"	"	--	--	--	--	--	--	"	
1,2-Dichloropropane	"	ND	---	0.200	"	"	--	--	--	--	--	--	"	
1,3-Dichloropropane	"	ND	---	0.200	"	"	--	--	--	--	--	--	"	
2,2-Dichloropropane	"	ND	---	0.500	"	"	--	--	--	--	--	--	"	
1,1-Dichloropropene	"	ND	---	0.200	"	"	--	--	--	--	--	--	"	
cis-1,3-Dichloropropene	"	ND	---	0.200	"	"	--	--	--	--	--	--	"	
trans-1,3-Dichloropropene	"	ND	---	0.200	"	"	--	--	--	--	--	--	"	
Ethylbenzene	"	ND	---	0.200	"	"	--	--	--	--	--	--	"	

TestAmerica - Seattle, WA

The results in this report apply to the samples analyzed in accordance with the chain of custody document. This analytical report must be reproduced in its entirety.

Kate Haney, Project Manager

TestAmerica
ANALYTICAL TESTING CORPORATION

SEATTLE, WA 11720 NORTH CREEK PKWY N, SUITE 400
BOTHELL, WA 98011-8244
PH: (425) 420.9200 FAX: (425) 420.9210

Sound Environmental Strategies	Project Name:	**Time Oil #01-600 - Seattle Terminal**	
2400 Airport Way South, Suite 200	Project Number:	0440-004-04	Report Created:
Seattle, WA/USA 98134-2020	Project Manager:	Dee Gardner	07/10/06 17:06

Volatile Organic Compounds by EPA Method 8260B - Laboratory Quality Control Results

TestAmerica - Seattle, WA

QC Batch: 6F30017 **Water Preparation Method: EPA 5030B**

Analyte	Method	Result	MDL*	MRL	Units	Dil	Source Result	Spike Amt	% REC	(Limits)	% RPD	(Limits)	Analyzed	Notes
Blank (6F30017-BLK1)							**Extracted: 06/27/06 15:37**							
Hexachlorobutadiene	EPA 8260B	ND	---	0.500	ug/l	1x	--	--	--	--	--	--	06/28/06 00:30	
Methyl tert-butyl ether	"	ND	---	0.500	"	"	--	--	--	--	--	--	"	
n-Hexane	"	ND	---	0.500	"	"	--	--	--	--	--	--	"	
2-Hexanone	"	ND	---	2.00	"	"	--	--	--	--	--	--	"	
Isopropylbenzene	"	ND	---	0.500	"	"	--	--	--	--	--	--	"	
p-Isopropyltoluene	"	ND	---	0.200	"	"	--	--	--	--	--	--	"	
4-Methyl-2-pentanone	"	ND	---	2.00	"	"	--	--	--	--	--	--	"	
Methylene chloride	"	ND	---	2.00	"	"	--	--	--	--	--	--	"	
Naphthalene	"	ND	---	0.500	"	"	--	--	--	--	--	--	"	
n-Propylbenzene	"	ND	---	0.500	"	"	--	--	--	--	--	--	"	
Styrene	"	ND	---	0.500	"	"	--	--	--	--	--	--	"	
1,2,3-Trichlorobenzene	"	ND	---	0.200	"	"	--	--	--	--	--	--	"	
1,2,4-Trichlorobenzene	"	ND	---	0.200	"	"	--	--	--	--	--	--	"	
1,1,1,2-Tetrachloroethane	"	ND	---	0.200	"	"	--	--	--	--	--	--	"	
1,1,2,2-Tetrachloroethane	"	ND	---	0.500	"	"	--	--	--	--	--	--	"	
Tetrachloroethene	"	ND	---	0.200	"	"	--	--	--	--	--	--	"	
Toluene	"	ND	---	0.200	"	"	--	--	--	--	--	--	"	
1,1,1-Trichloroethane	"	ND	---	0.200	"	"	--	--	--	--	--	--	"	
1,1,2-Trichloroethane	"	ND	---	0.200	"	"	--	--	--	--	--	--	"	
Trichloroethene	"	ND	---	0.200	"	"	--	--	--	--	--	--	"	
Trichlorofluoromethane	"	ND	---	0.500	"	"	--	--	--	--	--	--	"	
1,2,3-Trichloropropane	"	ND	---	0.500	"	"	--	--	--	--	--	--	"	
1,2,4-Trimethylbenzene	"	ND	---	0.200	"	"	--	--	--	--	--	--	"	
1,3,5-Trimethylbenzene	"	ND	---	0.500	"	"	--	--	--	--	--	--	"	
Vinyl chloride	"	ND	---	0.200	"	"	--	--	--	--	--	--	"	
o-Xylene	"	ND	---	0.250	"	"	--	--	--	--	--	--	"	
m,p-Xylene	"	ND	---	0.500	"	"	--	--	--	--	--	--	"	
Total Xylenes	"	ND	---	0.750	"	"	--	--	--	--	--	--	"	
Surrogate(s):	*1,2-DCA-d4*	*Recovery:*	*96.5%*		*Limits:*	*70-130%*	*"*						*06/28/06 00:30*	
	Toluene-d8		*103%*			*70-130%*	*"*						*"*	
	4-BFB		*99.5%*			*70-130%*	*"*						*"*	

TestAmerica - Seattle, WA

The results in this report apply to the samples analyzed in accordance with the chain of custody document. This analytical report must be reproduced in its entirety.

Kate Haney, Project Manager

TestAmerica
ANALYTICAL TESTING CORPORATION

SEATTLE, WA 11720 NORTH CREEK PKWY N, SUITE 400
BOTHELL, WA 98011-8244
PH: (425) 420.9200 FAX: (425) 420.9210

Sound Environmental Strategies	Project Name:	**Time Oil #01-600 - Seattle Terminal**	
2400 Airport Way South, Suite 200	Project Number:	0440-004-04	Report Created:
Seattle, WA/USA 98134-2020	Project Manager:	Dee Gardner	07/10/06 17:06

Volatile Organic Compounds by EPA Method 8260B - Laboratory Quality Control Results

TestAmerica - Seattle, WA

QC Batch: 6F30017 **Water Preparation Method: EPA 5030B**

Analyte	Method	Result	MDL*	MRL	Units	Dil	Source Result	Spike Amt	% REC	(Limits)	% RPD	(Limits)	Analyzed	Notes
LCS (6F30017-BS1)								**Extracted: 06/27/06 15:37**						
Benzene	EPA 8260B	37.6	---	0.200	ug/l	1x	--	40.0	94.0%	(80-120)	--	--	06/27/06 23:02	
Chlorobenzene	"	37.5	---	0.200	"	"	--	"	93.8%	(79-120)	--	--	"	
1,1-Dichloroethene	"	41.4	---	0.200	"	"	--	"	104%	(80-120)	--	--	"	
Methyl tert-butyl ether	"	36.2	---	1.00	"	"	--	"	90.5%	(79-120)	--	--	"	
Toluene	"	38.5	---	0.200	"	"	--	"	96.2%	(78-120)	--	--	"	
Trichloroethene	"	38.4	---	0.200	"	"	--	"	96.0%	(80-120)	--	--	"	
Surrogate(s): 1,2-DCA-d4		*Recovery: 94.8%*			*Limits: 70-130%*	"							*06/27/06 23:02*	
Toluene-d8		*99.8%*			*70-130%*	"							*"*	
4-BFB		*99.8%*			*70-130%*	"							*"*	
LCS Dup (6F30017-BSD1)								**Extracted: 06/27/06 15:37**						
Benzene	EPA 8260B	36.0	---	0.200	ug/l	1x	--	40.0	90.0%	(80-120)	4.35%	(20)	06/27/06 23:31	
Chlorobenzene	"	36.4	---	0.200	"	"	--	"	91.0%	(79-120)	2.98%	"	"	
1,1-Dichloroethene	"	39.2	---	0.200	"	"	--	"	98.0%	(80-120)	5.46%	"	"	
Methyl tert-butyl ether	"	36.4	---	1.00	"	"	--	"	91.0%	(79-120)	0.551%	"	"	
Toluene	"	37.1	---	0.200	"	"	--	"	92.8%	(78-120)	3.70%	"	"	
Trichloroethene	"	36.9	---	0.200	"	"	--	"	92.2%	(80-120)	3.98%	"	"	
Surrogate(s): 1,2-DCA-d4		*Recovery: 95.8%*			*Limits: 70-130%*	"							*06/27/06 23:31*	
Toluene-d8		*101%*			*70-130%*	"							*"*	
4-BFB		*98.5%*			*70-130%*	"							*"*	

TestAmerica - Seattle, WA

The results in this report apply to the samples analyzed in accordance with the chain of custody document. This analytical report must be reproduced in its entirety.

Kate Haney, Project Manager

TestAmerica
ANALYTICAL TESTING CORPORATION

SEATTLE, WA 11720 NORTH CREEK PKWY N, SUITE 400
BOTHELL, WA 98011-8244
PH: (425) 420.9200 FAX: (425) 420.9210

Sound Environmental Strategies	Project Name:	**Time Oil #01-600 - Seattle Terminal**	
2400 Airport Way South, Suite 200	Project Number:	0440-004-04	Report Created:
Seattle, WA/USA 98134-2020	Project Manager:	Dee Gardner	07/10/06 17:06

Volatile Organic Compounds by EPA Method 8260B - Laboratory Quality Control Results

TestAmerica - Seattle, WA

QC Batch: 6F30042 **Water Preparation Method: EPA 5030B**

Analyte	Method	Result	MDL*	MRL	Units	Dil	Source Result	Spike Amt	% REC	(Limits)	% RPD	(Limits)	Analyzed	Notes
Blank (6F30042-BLK1)								**Extracted: 06/30/06 10:36**						
Acetone	EPA 8260B	ND	---	10.0	ug/l	1x	--	--	--	--	--	--	06/30/06 13:48	
Benzene	"	ND	---	0.200	"	"	--	--	--	--	--	--	"	
Bromobenzene	"	ND	---	0.500	"	"	--	--	--	--	--	--	"	
Bromochloromethane	"	ND	---	0.200	"	"	--	--	--	--	--	--	"	
Bromodichloromethane	"	ND	---	0.200	"	"	--	--	--	--	--	--	"	
Bromoform	"	ND	---	0.200	"	"	--	--	--	--	--	--	"	
Bromomethane	"	ND	---	0.500	"	"	--	--	--	--	--	--	"	
2-Butanone	"	ND	---	2.00	"	"	--	--	--	--	--	--	"	
n-Butylbenzene	"	ND	---	0.200	"	"	--	--	--	--	--	--	"	
sec-Butylbenzene	"	ND	---	0.200	"	"	--	--	--	--	--	--	"	
tert-Butylbenzene	"	ND	---	0.500	"	"	--	--	--	--	--	--	"	
Carbon disulfide	"	ND	---	0.500	"	"	--	--	--	--	--	--	"	
Carbon tetrachloride	"	ND	---	0.200	"	"	--	--	--	--	--	--	"	
Chlorobenzene	"	ND	---	0.200	"	"	--	--	--	--	--	--	"	
Chloroethane	"	ND	---	0.500	"	"	--	--	--	--	--	--	"	
Chloroform	"	ND	---	0.200	"	"	--	--	--	--	--	--	"	
Chloromethane	"	ND	---	0.500	"	"	--	--	--	--	--	--	"	
2-Chlorotoluene	"	ND	---	0.500	"	"	--	--	--	--	--	--	"	
4-Chlorotoluene	"	ND	---	0.500	"	"	--	--	--	--	--	--	"	
Dibromochloromethane	"	ND	---	0.200	"	"	--	--	--	--	--	--	"	
1,2-Dibromo-3-chloropropane	"	ND	---	0.500	"	"	--	--	--	--	--	--	"	
1,2-Dibromoethane	"	ND	---	0.200	"	"	--	--	--	--	--	--	"	
Dibromomethane	"	ND	---	0.200	"	"	--	--	--	--	--	--	"	
1,2-Dichlorobenzene	"	ND	---	0.200	"	"	--	--	--	--	--	--	"	
1,3-Dichlorobenzene	"	ND	---	0.200	"	"	--	--	--	--	--	--	"	
1,4-Dichlorobenzene	"	ND	---	0.200	"	"	--	--	--	--	--	--	"	
Dichlorodifluoromethane	"	ND	---	0.500	"	"	--	--	--	--	--	--	"	
1,1-Dichloroethane	"	ND	---	0.200	"	"	--	--	--	--	--	--	"	
1,2-Dichloroethane	"	ND	---	0.200	"	"	--	--	--	--	--	--	"	
1,1-Dichloroethene	"	ND	---	0.200	"	"	--	--	--	--	--	--	"	
cis-1,2-Dichloroethene	"	ND	---	0.200	"	"	--	--	--	--	--	--	"	
trans-1,2-Dichloroethene	"	ND	---	0.200	"	"	--	--	--	--	--	--	"	
1,2-Dichloropropane	"	ND	---	0.200	"	"	--	--	--	--	--	--	"	
1,3-Dichloropropane	"	ND	---	0.200	"	"	--	--	--	--	--	--	"	
2,2-Dichloropropane	"	ND	---	0.500	"	"	--	--	--	--	--	--	"	
1,1-Dichloropropene	"	ND	---	0.200	"	"	--	--	--	--	--	--	"	
cis-1,3-Dichloropropene	"	ND	---	0.200	"	"	--	--	--	--	--	--	"	
trans-1,3-Dichloropropene	"	ND	---	0.200	"	"	--	--	--	--	--	--	"	
Ethylbenzene	"	ND	---	0.200	"	"	--	--	--	--	--	--	"	

TestAmerica - Seattle, WA

The results in this report apply to the samples analyzed in accordance with the chain of custody document. This analytical report must be reproduced in its entirety.

Kate Haney, Project Manager

TestAmerica
ANALYTICAL TESTING CORPORATION

SEATTLE, WA 11720 NORTH CREEK PKWY N, SUITE 400
BOTHELL, WA 98011-8244
PH: (425) 420.9200 FAX: (425) 420.9210

Sound Environmental Strategies	Project Name:	**Time Oil #01-600 - Seattle Terminal**	
2400 Airport Way South, Suite 200	Project Number:	0440-004-04	Report Created:
Seattle, WA/USA 98134-2020	Project Manager:	Dee Gardner	07/10/06 17:06

Volatile Organic Compounds by EPA Method 8260B - Laboratory Quality Control Results

TestAmerica - Seattle, WA

QC Batch: 6F30042 **Water Preparation Method: EPA 5030B**

Analyte	Method	Result	MDL*	MRL	Units	Dil	Source Result	Spike Amt	% REC	(Limits)	% RPD	(Limits)	Analyzed	Notes
Blank (6F30042-BLK1)							**Extracted: 06/30/06 10:36**							
Hexachlorobutadiene	EPA 8260B	ND	---	0.500	ug/l	1x	--	--	--	--	--	--	06/30/06 13:48	
Methyl tert-butyl ether	"	ND	---	0.500	"	"	--	--	--	--	--	--	"	
n-Hexane	"	ND	---	0.500	"	"	--	--	--	--	--	--	"	**Q-41**
2-Hexanone	"	ND	---	2.00	"	"	--	--	--	--	--	--	"	
Isopropylbenzene	"	ND	---	0.500	"	"	--	--	--	--	--	--	"	
p-Isopropyltoluene	"	ND	---	0.200	"	"	--	--	--	--	--	--	"	
4-Methyl-2-pentanone	"	ND	---	2.00	"	"	--	--	--	--	--	--	"	
Methylene chloride	"	ND	---	2.00	"	"	--	--	--	--	--	--	"	
Naphthalene	"	ND	---	0.500	"	"	--	--	--	--	--	--	"	
n-Propylbenzene	"	ND	---	0.500	"	"	--	--	--	--	--	--	"	
Styrene	"	ND	---	0.500	"	"	--	--	--	--	--	--	"	
1,2,3-Trichlorobenzene	"	0.860	---	0.200	"	"	--	--	--	--	--	--	"	
1,2,4-Trichlorobenzene	"	0.710	---	0.200	"	"	--	--	--	--	--	--	"	
1,1,1,2-Tetrachloroethane	"	ND	---	0.200	"	"	--	--	--	--	--	--	"	
1,1,2,2-Tetrachloroethane	"	ND	---	0.500	"	"	--	--	--	--	--	--	"	
Tetrachloroethene	"	ND	---	0.200	"	"	--	--	--	--	--	--	"	
Toluene	"	ND	---	0.200	"	"	--	--	--	--	--	--	"	
1,1,1-Trichloroethane	"	ND	---	0.200	"	"	--	--	--	--	--	--	"	
1,1,2-Trichloroethane	"	ND	---	0.200	"	"	--	--	--	--	--	--	"	
Trichloroethene	"	ND	---	0.200	"	"	--	--	--	--	--	--	"	
Trichlorofluoromethane	"	ND	---	0.500	"	"	--	--	--	--	--	--	"	
1,2,3-Trichloropropane	"	ND	---	0.500	"	"	--	--	--	--	--	--	"	
1,2,4-Trimethylbenzene	"	ND	---	0.200	"	"	--	--	--	--	--	--	"	
1,3,5-Trimethylbenzene	"	ND	---	0.500	"	"	--	--	--	--	--	--	"	
Vinyl chloride	"	ND	---	0.200	"	"	--	--	--	--	--	--	"	
o-Xylene	"	ND	---	0.250	"	"	--	--	--	--	--	--	"	
m,p-Xylene	"	ND	---	0.500	"	"	--	--	--	--	--	--	"	
Total Xylenes	"	ND	---	0.750	"	"	--	--	--	--	--	--	"	
Surrogate(s): 1,2-DCA-d4		*Recovery: 77.2%*			*Limits: 70-130%*	"							*06/30/06 13:48*	
Toluene-d8		*100%*			*70-130%*	"							"	
4-BFB		*101%*			*70-130%*	"							"	

TestAmerica - Seattle, WA

The results in this report apply to the samples analyzed in accordance with the chain of custody document. This analytical report must be reproduced in its entirety.

Kate Haney, Project Manager

TestAmerica
ANALYTICAL TESTING CORPORATION

SEATTLE, WA 11720 NORTH CREEK PKWY N, SUITE 400
BOTHELL, WA 98011-8244
PH: (425) 420.9200 FAX: (425) 420.9210

Sound Environmental Strategies	Project Name:	**Time Oil #01-600 - Seattle Terminal**	
2400 Airport Way South, Suite 200	Project Number:	0440-004-04	Report Created:
Seattle, WA/USA 98134-2020	Project Manager:	Dee Gardner	07/10/06 17:06

Volatile Organic Compounds by EPA Method 8260B - Laboratory Quality Control Results

TestAmerica - Seattle, WA

QC Batch: 6F30042 **Water Preparation Method: EPA 5030B**

Analyte	Method	Result	MDL*	MRL	Units	Dil	Source Result	Spike Amt	% REC	(Limits)	% RPD	(Limits)	Analyzed	Notes
LCS (6F30042-BS1)								**Extracted: 06/30/06 10:36**						
Benzene	EPA 8260B	39.1	---	0.200	ug/l	1x	--	40.0	97.8%	(80-120)	--	--	06/30/06 11:49	
Chlorobenzene	"	37.5	---	0.200	"	"	--	"	93.8%	(79-120)	--	--	"	
1,1-Dichloroethene	"	36.0	---	0.200	"	"	--	"	90.0%	(80-120)	--	--	"	
Methyl tert-butyl ether	"	40.4	---	1.00	"	"	--	"	101%	(79-120)	--	--	"	
Toluene	"	37.8	---	0.200	"	"	--	"	94.5%	(78-120)	--	--	"	
Trichloroethene	"	35.7	---	0.200	"	"	--	"	89.2%	(80-120)	--	--	"	
Surrogate(s): 1,2-DCA-d4		*Recovery: 77.0%*			*Limits: 70-130%*	"							*06/30/06 11:49*	
Toluene-d8		*101%*			*70-130%*	"							"	
4-BFB		*100%*			*70-130%*	"							"	
Matrix Spike (6F30042-MS1)					**QC Source: BPF0630-01**			**Extracted: 06/30/06 10:36**						
Benzene	EPA 8260B	39.8	---	0.200	ug/l	1x	ND	40.0	99.5%	(75-126)	--	--	06/30/06 12:21	
Chlorobenzene	"	38.1	---	0.200	"	"	ND	"	95.2%	(75-125)	--	--	"	
1,1-Dichloroethene	"	36.6	---	0.200	"	"	ND	"	91.5%	"	--	--	"	
Methyl tert-butyl ether	"	39.8	---	1.00	"	"	ND	"	99.5%	(70-128)	--	--	"	
Toluene	"	38.9	---	0.200	"	"	ND	"	97.2%	(75-125)	--	--	"	
Trichloroethene	"	44.9	---	0.200	"	"	8.42	"	91.2%	"	--	--	"	
Surrogate(s): 1,2-DCA-d4		*Recovery: 77.0%*			*Limits: 70-130%*	"							*06/30/06 12:21*	
Toluene-d8		*102%*			*70-130%*	"							"	
4-BFB		*101%*			*70-130%*	"							"	
Matrix Spike Dup (6F30042-MSD1)					**QC Source: BPF0630-01**			**Extracted: 06/30/06 10:36**						
Benzene	EPA 8260B	39.5	---	0.200	ug/l	1x	ND	40.0	98.8%	(75-126)	0.757%	(20)	06/30/06 12:53	
Chlorobenzene	"	37.9	---	0.200	"	"	ND	"	94.8%	(75-125)	0.526%	"	"	
1,1-Dichloroethene	"	36.5	---	0.200	"	"	ND	"	91.2%	"	0.274%	(30)	"	
Methyl tert-butyl ether	"	40.9	---	1.00	"	"	ND	"	102%	(70-128)	2.73%	"	"	
Toluene	"	38.4	---	0.200	"	"	ND	"	96.0%	(75-125)	1.29%	(20)	"	
Trichloroethene	"	43.8	---	0.200	"	"	8.42	"	88.4%	"	2.48%	"	"	
Surrogate(s): 1,2-DCA-d4		*Recovery: 77.0%*			*Limits: 70-130%*	"							*06/30/06 12:53*	
Toluene-d8		*102%*			*70-130%*	"							"	
4-BFB		*102%*			*70-130%*	"							"	

TestAmerica - Seattle, WA

Kate Haney, Project Manager

The results in this report apply to the samples analyzed in accordance with the chain of custody document. This analytical report must be reproduced in its entirety.

TestAmerica
ANALYTICAL TESTING CORPORATION

SEATTLE, WA 11720 NORTH CREEK PKWY N, SUITE 400
BOTHELL, WA 98011-8244
PH: (425) 420.9200 FAX: (425) 420.9210

Sound Environmental Strategies	Project Name:	**Time Oil #01-600 - Seattle Terminal**	
2400 Airport Way South, Suite 200	Project Number:	0440-004-04	Report Created:
Seattle, WA/USA 98134-2020	Project Manager:	Dee Gardner	07/10/06 17:06

Oxygenates by EPA Method 8260B - Laboratory Quality Control Results

TestAmerica - Seattle, WA

QC Batch: 6F29072 **Water Preparation Method: EPA 5030B**

Analyte	Method	Result	MDL*	MRL	Units	Dil	Source Result	Spike Amt	% REC	(Limits)	% RPD	(Limits)	Analyzed	Notes
Blank (6F29072-BLK1)								**Extracted: 06/29/06 11:34**						
tert-Amyl Methyl Ether	EPA 8260B	ND	---	1.00	ug/l	1x	--	--	--	--	--	--	06/29/06 15:12	
tert-Butyl Alcohol	"	ND	---	50.0	"	"	--	--	--	--	--	--	"	
1,2-Dibromoethane	"	ND	---	1.00	"	"	--	--	--	--	--	--	"	
1,2-Dichloroethane	"	ND	---	1.00	"	"	--	--	--	--	--	--	"	
Diisopropyl ether	"	ND	---	1.00	"	"	--	--	--	--	--	--	"	
Ethyl tert-butyl ether	"	ND	---	1.00	"	"	--	--	--	--	--	--	"	
Ethanol	"	ND	---	250	"	"	--	--	--	--	--	--	"	
Methyl tert-butyl ether	"	ND	---	5.00	"	"	--	--	--	--	--	--	"	
Surrogate(s): 1,2-DCA-d4		*Recovery: 113%*			*Limits: 70-130%*	"							*06/29/06 15:12*	
Toluene-d8		*119%*			*75-125%*	"							"	
4-BFB		*101%*			*75-125%*	"							"	
LCS (6F29072-BS1)								**Extracted: 06/29/06 11:34**						
tert-Amyl Methyl Ether	EPA 8260B	19.8	---	1.00	ug/l	1x	--	20.0	99.0%	(75-125)	--	--	06/29/06 13:38	
tert-Butyl Alcohol	"	104	---	50.0	"	"	--	100	104%	"	--	--	"	
1,2-Dibromoethane	"	16.7	---	1.00	"	"	--	20.0	83.5%	"	--	--	"	
1,2-Dichloroethane	"	20.0	---	1.00	"	"	--	"	100%	"	--	--	"	
Diisopropyl ether	"	22.1	---	1.00	"	"	--	"	110%	"	--	--	"	
Ethyl tert-butyl ether	"	21.2	---	1.00	"	"	--	"	106%	"	--	--	"	
Ethanol	"	1110	---	250	"	"	--	1000	111%	"	--	--	"	
Methyl tert-butyl ether	"	20.4	---	5.00	"	"	--	20.0	102%	"	--	--	"	
Surrogate(s): 1,2-DCA-d4		*Recovery: 113%*			*Limits: 70-130%*	"							*06/29/06 13:38*	
Toluene-d8		*118%*			*75-125%*	"							"	
4-BFB		*101%*			*75-125%*	"							"	
LCS Dup (6F29072-BSD1)								**Extracted: 06/29/06 11:34**						
tert-Amyl Methyl Ether	EPA 8260B	19.3	---	1.00	ug/l	1x	--	20.0	96.5%	(75-125)	2.56%	(25)	06/29/06 14:11	
tert-Butyl Alcohol	"	100	---	50.0	"	"	--	100	100%	"	3.92%	"	"	
1,2-Dibromoethane	"	16.7	---	1.00	"	"	--	20.0	83.5%	"	0.00%	"	"	
1,2-Dichloroethane	"	19.4	---	1.00	"	"	--	"	97.0%	"	3.05%	"	"	
Diisopropyl ether	"	21.1	---	1.00	"	"	--	"	106%	"	4.63%	"	"	
Ethyl tert-butyl ether	"	20.4	---	1.00	"	"	--	"	102%	"	3.85%	"	"	
Ethanol	"	1100	---	250	"	"	--	1000	110%	"	0.905%	"	"	
Methyl tert-butyl ether	"	20.1	---	5.00	"	"	--	20.0	100%	"	1.48%	(20)	"	
Surrogate(s): 1,2-DCA-d4		*Recovery: 111%*			*Limits: 70-130%*	"							*06/29/06 14:11*	
Toluene-d8		*118%*			*75-125%*	"							"	
4-BFB		*100%*			*75-125%*	"							"	

TestAmerica - Seattle, WA

The results in this report apply to the samples analyzed in accordance with the chain of custody document. This analytical report must be reproduced in its entirety.

Kate Haney, Project Manager

TestAmerica
ANALYTICAL TESTING CORPORATION

SEATTLE, WA 11720 NORTH CREEK PKWY N, SUITE 400
BOTHELL, WA 98011-8244
PH: (425) 420.9200 FAX: (425) 420.9210

Sound Environmental Strategies	Project Name:	**Time Oil #01-600 - Seattle Terminal**	
2400 Airport Way South, Suite 200	Project Number:	0440-004-04	Report Created:
Seattle, WA/USA 98134-2020	Project Manager:	Dee Gardner	07/10/06 17:06

Notes and Definitions

Report Specific Notes:

D-08	-	Results in the diesel organics range are primarily due to overlap from a gasoline range product.
D-09	-	Results in the diesel organics range are primarily due to overlap from a heavy oil range product.
E	-	Estimated value. The reported value exceeds the calibration range of the analysis.
E-01	-	Estimated value. The reported value exceeds the capacity of the detector and therefore is unreliable.
Q-40	-	This analyte had a low bias in the associated calibration verification standard.
Q-41	-	This analyte had a high bias in the associated calibration verification standard.
RP-3	-	The RPD exceeded the laboratory control limit due to sample matrix effects.
SR-4	-	Due to sample matrix effects, the surrogate recovery was outside laboratory control limits.

Laboratory Reporting Conventions:

DET	-	Analyte DETECTED at or above the Reporting Limit. Qualitative Analyses only.
ND	-	Analyte NOT DETECTED at or above the reporting limit (MDL or MRL, as appropriate).
NR/NA	-	Not Reported / Not Available
dry	-	Sample results reported on a Dry Weight Basis. Results and Reporting Limits have been corrected for Percent Dry Weight.
wet	-	Sample results and reporting limits reported on a Wet Weight Basis (as received). Results with neither 'wet' nor 'dry' are reported on a Wet Weight Basis.
RPD	-	RELATIVE PERCENT DIFFERENCE (RPDs calculated using Results, not Percent Recoveries).
MRL	-	METHOD REPORTING LIMIT. Reporting Level at, or above, the lowest level standard of the Calibration Table.
MDL*	-	METHOD DETECTION LIMIT. Reporting Level at, or above, the statistically derived limit based on 40CFR, Part 136, Appendix B. *MDLs are listed on the report only if the data has been evaluated below the MRL. Results between the MDL and MRL are reported as Estimated Results.
Dil	-	Dilutions are calculated based on deviations from the standard dilution performed for an analysis, and may not represent the dilution found on the analytical raw data.
Reporting Limits	-	Reporting limits (MDLs and MRLs) are adjusted based on variations in sample preparation amounts, analytical dilutions and percent solids, where applicable.
Electronic Signature	-	Electronic Signature added in accordance with TestAmerica's *Electronic Reporting and Electronic Signatures Policy.* Application of electronic signature indicates that the report has been reviewed and approved for release by the laboratory. Electronic signature is intended to be the legally binding equivalent of a traditionally handwritten signature.

TestAmerica - Seattle, WA



Kate Haney, Project Manager

The results in this report apply to the samples analyzed in accordance with the chain of custody document. This analytical report must be reproduced in its entirety.

11720 North Creek Pkwy N Suite 400, Bothell, WA 98011-8244 425-420-9200 FAX 420-9210
11922 E 1st Ave, Spokane, WA 99206-5302 509-924-9200 FAX 924-9290
9405 SW Nimbus Ave, Beaverton, OR 97008-7145 503-906-9200 FAX 906-9210
20332 Empire Ave, Ste F1, Bend, OR 97701-5712 541-383-9310 FAX 382-7588
2000 W International Airport Rd Ste A10, Anchorage, AK 99502-1119 907-563-9200 FAX 563-9210

Revised Chain of Custody

CHAIN OF CUSTODY REPORT

Work Order #: BPF0564

NCA CLIENT: Sound Environmental Strategies

REPORT TO: Dee Gardner
ADDRESS: 2400 Airport Way South, Suite 200
Seattle, WA 98134
PHONE: 206.306.1900 FAX: 206.306.1907

INVOICE TO: Mark Chandler
c/o Time Oil
2737 West Commodore Way
Seattle, WA 98199

P.O. NUMBER:

PROJECT NAME: Seattle Terminal
PROJECT NUMBER: 0440-004-04
01-600
SAMPLED BY: L. Namba / R. Hansberger

TURNAROUND REQUEST
In Business Days *
Organic & Inorganic Analyses: ~~10~~ STD. | 7 | 5 | 4 | 3 | 2 | 1 | <1
Petroleum Hydrocarbon Analyses: ~~5~~ STD. | 4 | 3 | 2 | 1 | <1
OTHER Specify:
* Turnaround Requests less than standard may incur Rush Charges.

CLIENT SAMPLE IDENTIFICATION	SAMPLING DATE/TIME	PRESERVATIVE	REQUESTED ANALYSES				MATRIX (W, S, O)	# OF CONT.	LOCATION / COMMENTS	NCA WO ID
			TPH-G (8260)	BTEX by 8260	OXY (8260)	TPH-Dx				
1 01-MW-02-20060620	06/20/06 @ 1640	HCl	No Sample collected				W	6	01-MW-02	—
2 01-MW-06-20060620	06/20/06 @ 1345	HCl	✓	✓	✓	✓	W	6	01-MW-06	-09
3 01-MW-07-20060620	06/20/06 @ 1450	HCl	✓	✓	✓	✓	W	6	01-MW-07	-12
4 01-MW-08-20060620	06/20/06 @ 1443	HCl	✓	✓	✓	✓	W	6	01-MW-08	-03
5 01-MW-15-20060620	06/20/06 @ 1340	HCl	✓	✓	✓	✓	W	6	01-MW-15	-04
6 01-MW-18-20060620	06/20/06 @ 1540	HCl	✓	✓	✓	✓	W	6	01-MW-18	-05
7 01-MW-19-20060620	06/20/06 @ 1540	HCl	✓	✓	✓	✓	W	6	01-MW-19	-06
8 01-MW-20-20060620	06/20/06 @ 1635	HCl	✓	✓	✓	✓	W	6	01-MW-20	-07
9 02-MW-01-20060620	06/20/06 @ 1040	HCl	✓	✓	✓		W	4	02-MW-01	-08
10 02-MW-02-20060620	06/20/06 @ 0955	HCl	✓	✓	✓		W	4	02-MW-02	-09

RELEASED BY: DM	DATE: 06.21.06	RECEIVED BY: Cathy Gamble	DATE: 6/21/06
PRINT NAME: DEE GARDNER FIRM: SES	TIME: 0800	PRINT NAME: Cathy Gamble FIRM: TA	TIME: 8:00
RELEASED BY:	DATE:	RECEIVED BY:	DATE:
PRINT NAME: FIRM:	TIME:	PRINT NAME: FIRM:	TIME:

ADDITIONAL REMARKS: Full list of VOCs added 6/21/06 per Dee Gardner

TEMP: 5.5 wet

COC REV 09/04

11720 North Creek Pkwy N Suite 400, Bothell, WA 98011-8244 425-420-9200 FAX 420-9210
11922 E 1st Ave, Spokane, WA 99206-5302 509-924-9200 FAX 924-9290
9405 SW Nimbus Ave, Beaverton, OR 97008-7145 503-906-9200 FAX 906-9210
20332 Empire Ave, Ste F1, Bend, OR 97701-5712 541-383-9310 FAX 382-7588
2000 W International Airport Rd Ste A10, Anchorage, AK 99502-1119 907-563-9200 FAX 563-9210

Revised Chain of Custody

CHAIN OF CUSTODY REPORT

Work Order #: BPF05564

NCA CLIENT: Sound Environmental Strategies

REPORT TO: Dee Gardner
ADDRESS: 2400 Airport Way South, Suite 200
Seattle, WA 98134
PHONE: 206.306.1900 FAX: 206.306.1907

INVOICE TO: Mark Chandler
c/o Tine Oil
2737 West Commodore Way
Seattle, WA 98199

P.O. NUMBER:

PROJECT NAME: Seattle Terminal
PROJECT NUMBER: 0440-004-04
01-600
SAMPLED BY: L. Namba / R. Hansberger

TURNAROUND REQUEST in Business Days *
Organic & Inorganic Analyses: 10 STD. | 7 | 5 | 4 | 3 | 2 | 1 | <1
Petroleum Hydrocarbon Analyses: 5 STD. | 4 | 3 | 2 | 1 | <1
OTHER Specify:
* Turnaround Requests less than standard may incur Rush Charges.

	CLIENT SAMPLE IDENTIFICATION	SAMPLING DATE/TIME	PRESERVATIVE					REQUESTED ANALYSES					MATRIX (W, S, O)	# OF CONT.	LOCATION / COMMENTS	NCA WO ID
			HCl	HCl	HCl	HCl		TPH-Gx by 8260	BTEX by 8260B	CHX by 8260	TPH-Dx					
1	02-mw-03-20060620	06/20/06 @ 1132	✓	✓	✓								W	4	02-mw-03	-10
2	02-mw-04-20060620	06/20/06 @ 1219	✓	✓	✓								W	4	02-mw-04	-11
3	02-mw-06-20060620	06/20/06 @ 1120	✓	✓	✓								W	4	02-mw-06	-12
4	02-mw-07-20060620	06/20/06 @ 1052	✓	✓	✓								W	4	02-mw-07	-13
5	02-mw-97-20060620	06/20/06 @ 1234	✓	✓	✓								W	4	02-mw-97	-14
6	Trip Blank	06/19/06 @ 0800	✓	✓	✓								W	3	Laboratory Supplied	-15
7																
8																
9																
10																

RELEASED BY: DM DATE: 06.21.06
PRINT NAME: DEE GARDNER FIRM: SES TIME: 0800

RECEIVED BY: Cathy Gamble DATE: 6/21/06
PRINT NAME: Cathy Gamble FIRM: TOI TIME: 8:00

RELEASED BY: DATE:
PRINT NAME: FIRM: TIME:

RECEIVED BY: DATE:
PRINT NAME: FIRM: TIME:

ADDITIONAL REMARKS:
Full list of VOCs added 6/21/06 per Dee Gardner

TEMP:

COC REV 09/04

TestAmerica
ANALYTICAL TESTING CORPORATION

SEATTLE, WA 11720 NORTH CREEK PKWY N, SUITE 400
BOTHELL, WA 98011-8244
PH: (425) 420.9200 FAX: (425) 420.9210

July 13, 2006

Dee Gardner
Sound Environmental Strategies
2400 Airport Way South, Suite 200
Seattle, WA/USA 98134-2020

RE: Time Oil #01-600 - Seattle Terminal

Enclosed are the results of analyses for samples received by the laboratory on 06/22/06 08:10. The following list is a summary of the Work Orders contained in this report, generated on 07/13/06 11:11.

If you have any questions concerning this report, please feel free to contact me.

Work Order	Project	ProjectNumber
BPF0621	Time Oil #01-600 - Seattle Ter	0440-004-03

TestAmerica - Seattle, WA

Kate Haney, Project Manager

The results in this report apply to the samples analyzed in accordance with the chain of custody document. This analytical report must be reproduced in its entirety.

TestAmerica
ANALYTICAL TESTING CORPORATION

SEATTLE, WA 11720 NORTH CREEK PKWY N, SUITE 400
BOTHELL, WA 98011-8244
PH: (425) 420.9200 FAX: (425) 420.9210

Sound Environmental Strategies	Project Name:	**Time Oil #01-600 - Seattle Terminal**	
2400 Airport Way South, Suite 200	Project Number:	0440-004-03	Report Created:
Seattle, WA/USA 98134-2020	Project Manager:	Dee Gardner	07/13/06 11:11

ANALYTICAL REPORT FOR SAMPLES

Sample ID	Laboratory ID	Matrix	Date Sampled	Date Received
01-MW-01-20060621	BPF0621-01	Water	06/21/06 12:25	06/22/06 08:10
01-MW-03-20060621	BPF0621-02	Water	06/21/06 10:53	06/22/06 08:10
01-MW-04-20060621	BPF0621-03	Water	06/21/06 12:00	06/22/06 08:10
01-MW-11-20060621	BPF0621-04	Water	06/21/06 11:20	06/22/06 08:10
01-MW-12-20060621	BPF0621-05	Water	06/21/06 15:15	06/22/06 08:10
01-MW-13-20060621	BPF0621-06	Water	06/21/06 15:10	06/22/06 08:10
01-MW-17-20060621	BPF0621-07	Water	06/21/06 14:19	06/22/06 08:10
01-MW-21-20060621	BPF0621-08	Water	06/21/06 14:25	06/22/06 08:10
01-MW-26-20060621	BPF0621-09	Water	06/21/06 13:25	06/22/06 08:10
01-MW-27-20060621	BPF0621-10	Water	06/21/06 12:50	06/22/06 08:10
01-MW-30-20060621	BPF0621-11	Water	06/21/06 16:35	06/22/06 08:10
02-MW-05-20060621	BPF0621-12	Water	06/21/06 10:15	06/22/06 08:10
02-MW-08-20060621	BPF0621-13	Water	06/21/06 16:30	06/22/06 08:10
01-MW-98-20060621	BPF0621-14	Water	06/21/06 11:08	06/22/06 08:10
Trip Blank	BPF0621-15	Water	06/19/06 08:00	06/22/06 08:10

TestAmerica - Seattle, WA



Kate Haney, Project Manager

The results in this report apply to the samples analyzed in accordance with the chain of custody document. This analytical report must be reproduced in its entirety.

TestAmerica
ANALYTICAL TESTING CORPORATION

SEATTLE, WA 11720 NORTH CREEK PKWY N, SUITE 400
BOTHELL, WA 98011-8244
PH: (425) 420.9200 FAX: (425) 420.9210

Sound Environmental Strategies	Project Name:	**Time Oil #01-600 - Seattle Terminal**	
2400 Airport Way South, Suite 200	Project Number:	0440-004-03	Report Created:
Seattle, WA/USA 98134-2020	Project Manager:	Dee Gardner	07/13/06 11:11

Volatile Petroleum Products by NWTPH-Gx

TestAmerica - Seattle, WA

Analyte	Method	Result	MDL*	MRL	Units	Dil	Batch	Prepared	Analyzed	Notes
BPF0621-01 (01-MW-01-20060621)		**Water**			**Sampled: 06/21/06 12:25**					
Gasoline Range Hydrocarbons	NWTPH-Gx	ND	-----	50.0	ug/l	1x	6F29062	06/29/06 11:00	06/29/06 17:37	
Surrogate(s): 4-BFB (FID)			*91.2%*		*58 - 144 %*	"			"	
BPF0621-02 (01-MW-03-20060621)		**Water**			**Sampled: 06/21/06 10:53**					
Gasoline Range Hydrocarbons	NWTPH-Gx	**8330**	-----	100	ug/l	2x	6F29062	06/29/06 11:00	06/29/06 18:38	**G-03**
Surrogate(s): 4-BFB (FID)			*119%*		*58 - 144 %*	*1x*			"	
BPF0621-03 (01-MW-04-20060621)		**Water**			**Sampled: 06/21/06 12:00**					
Gasoline Range Hydrocarbons	NWTPH-Gx	**7270**	-----	250	ug/l	5x	6F30037	06/30/06 13:34	06/30/06 18:08	
Surrogate(s): 4-BFB (FID)			*104%*		*58 - 144 %*	*1x*			"	
BPF0621-04 (01-MW-11-20060621)		**Water**			**Sampled: 06/21/06 11:20**					
Gasoline Range Hydrocarbons	NWTPH-Gx	ND	-----	50.0	ug/l	1x	6F29062	06/29/06 11:00	06/30/06 02:03	
Surrogate(s): 4-BFB (FID)			*94.5%*		*58 - 144 %*	"			"	
BPF0621-05 (01-MW-12-20060621)		**Water**			**Sampled: 06/21/06 15:15**					
Gasoline Range Hydrocarbons	NWTPH-Gx	**1320**	-----	50.0	ug/l	1x	6F29062	06/29/06 11:00	06/30/06 02:33	
Surrogate(s): 4-BFB (FID)			*123%*		*58 - 144 %*	"			"	
BPF0621-06 (01-MW-13-20060621)		**Water**			**Sampled: 06/21/06 15:10**					
Gasoline Range Hydrocarbons	NWTPH-Gx	**224**	-----	50.0	ug/l	1x	6F29062	06/29/06 11:00	06/30/06 03:34	
Surrogate(s): 4-BFB (FID)			*92.7%*		*58 - 144 %*	"			"	
BPF0621-07 (01-MW-17-20060621)		**Water**			**Sampled: 06/21/06 14:19**					
Gasoline Range Hydrocarbons	NWTPH-Gx	ND	-----	50.0	ug/l	1x	6F29062	06/29/06 11:00	06/30/06 04:04	
Surrogate(s): 4-BFB (FID)			*91.8%*		*58 - 144 %*	"			"	
BPF0621-08 (01-MW-21-20060621)		**Water**			**Sampled: 06/21/06 14:25**					
Gasoline Range Hydrocarbons	NWTPH-Gx	**806**	-----	50.0	ug/l	1x	6F30037	06/30/06 13:34	06/30/06 14:05	**G-02**
Surrogate(s): 4-BFB (FID)			*147%*		*58 - 144 %*	"			"	***SR-4***

TestAmerica - Seattle, WA

Kate Haney, Project Manager

The results in this report apply to the samples analyzed in accordance with the chain of custody document. This analytical report must be reproduced in its entirety.

TestAmerica
ANALYTICAL TESTING CORPORATION

SEATTLE, WA 11720 NORTH CREEK PKWY N, SUITE 400
BOTHELL, WA 98011-8244
PH: (425) 420.9200 FAX: (425) 420.9210

Sound Environmental Strategies	Project Name:	**Time Oil #01-600 - Seattle Terminal**	
2400 Airport Way South, Suite 200	Project Number:	0440-004-03	Report Created:
Seattle, WA/USA 98134-2020	Project Manager:	Dee Gardner	07/13/06 11:11

Volatile Petroleum Products by NWTPH-Gx

TestAmerica - Seattle, WA

Analyte	Method	Result	MDL*	MRL	Units	Dil	Batch	Prepared	Analyzed	Notes
BPF0621-09 (01-MW-26-20060621)			**Water**			**Sampled: 06/21/06 13:25**				
Gasoline Range Hydrocarbons	NWTPH-Gx	**707**	-----	50.0	ug/l	1x	6F30037	06/30/06 13:34	06/30/06 14:35	
Surrogate(s): 4-BFB (FID)			*108%*		*58 - 144 %*	"			"	
BPF0621-10 (01-MW-27-20060621)			**Water**			**Sampled: 06/21/06 12:50**				
Gasoline Range Hydrocarbons	NWTPH-Gx	**15200**	-----	250	ug/l	5x	6F30037	06/30/06 13:34	06/30/06 20:39	**G-03**
Surrogate(s): 4-BFB (FID)			*104%*		*58 - 144 %*	*1x*			"	
BPF0621-11 (01-MW-30-20060621)			**Water**			**Sampled: 06/21/06 16:35**				
Gasoline Range Hydrocarbons	NWTPH-Gx	ND	-----	50.0	ug/l	1x	6F30037	06/30/06 13:34	06/30/06 15:06	
Surrogate(s): 4-BFB (FID)			*90.8%*		*58 - 144 %*	"			"	
BPF0621-12 (02-MW-05-20060621)			**Water**			**Sampled: 06/21/06 10:15**				
Gasoline Range Hydrocarbons	NWTPH-Gx	**387**	-----	50.0	ug/l	1x	6F30037	06/30/06 13:34	06/30/06 22:41	**G-02**
Surrogate(s): 4-BFB (FID)			*108%*		*58 - 144 %*	"			"	
BPF0621-13 (02-MW-08-20060621)			**Water**			**Sampled: 06/21/06 16:30**				
Gasoline Range Hydrocarbons	NWTPH-Gx	ND	-----	50.0	ug/l	1x	6F30037	06/30/06 13:34	06/30/06 16:07	
Surrogate(s): 4-BFB (FID)			*91.3%*		*58 - 144 %*	"			"	
BPF0621-14 (01-MW-98-20060621)			**Water**			**Sampled: 06/21/06 11:08**				
Gasoline Range Hydrocarbons	NWTPH-Gx	**4850**	-----	50.0	ug/l	1x	6F30037	06/30/06 13:34	06/30/06 21:10	**G-03**
Surrogate(s): 4-BFB (FID)			*147%*		*58 - 144 %*	"			"	***SR-4***
BPF0621-15 (Trip Blank)			**Water**			**Sampled: 06/19/06 08:00**				
Gasoline Range Hydrocarbons	NWTPH-Gx	ND	-----	50.0	ug/l	1x	6F30037	06/30/06 13:34	06/30/06 17:38	
Surrogate(s): 4-BFB (FID)			*89.2%*		*58 - 144 %*	"			"	

TestAmerica - Seattle, WA

The results in this report apply to the samples analyzed in accordance with the chain of custody document. This analytical report must be reproduced in its entirety.

Kate Haney, Project Manager

TestAmerica
ANALYTICAL TESTING CORPORATION

SEATTLE, WA 11720 NORTH CREEK PKWY N, SUITE 400
BOTHELL, WA 98011-8244
PH: (425) 420.9200 FAX: (425) 420.9210

Sound Environmental Strategies	Project Name:	**Time Oil #01-600 - Seattle Terminal**	
2400 Airport Way South, Suite 200	Project Number:	0440-004-03	Report Created:
Seattle, WA/USA 98134-2020	Project Manager:	Dee Gardner	07/13/06 11:11

Semivolatile Petroleum Products by NWTPH-Dx (w/o Acid/Silica Gel Clean-up)

TestAmerica - Seattle, WA

Analyte	Method	Result	MDL*	MRL	Units	Dil	Batch	Prepared	Analyzed	Notes
BPF0621-01 (01-MW-01-20060621)		**Water**			**Sampled: 06/21/06 12:25**					
Diesel Range Hydrocarbons	NWTPH-Dx	**838**	-----	250	ug/l	1x	6F26037	06/26/06 10:52	07/01/06 02:48	**D-09**
Lube Oil Range Hydrocarbons	"	ND	-----	500	"	"	"	"	"	
Surrogate(s): 2-FBP			*85.6%*		*50 - 150 %*	"			"	
Octacosane			*95.2%*		*50 - 150 %*	"			"	
BPF0621-02 (01-MW-03-20060621)		**Water**			**Sampled: 06/21/06 10:53**					
Diesel Range Hydrocarbons	NWTPH-Dx	**928**	-----	250	ug/l	1x	6F26037	06/26/06 10:52	07/01/06 03:17	**D-08**
Lube Oil Range Hydrocarbons	"	ND	-----	500	"	"	"	"	"	
Surrogate(s): 2-FBP			*87.6%*		*50 - 150 %*	"			"	
Octacosane			*93.2%*		*50 - 150 %*	"			"	
BPF0621-03 (01-MW-04-20060621)		**Water**			**Sampled: 06/21/06 12:00**					
Diesel Range Hydrocarbons	NWTPH-Dx	**428**	-----	263	ug/l	1x	6F26037	06/26/06 10:52	07/01/06 03:47	**D-08**
Lube Oil Range Hydrocarbons	"	ND	-----	526	"	"	"	"	"	
Surrogate(s): 2-FBP			*70.0%*		*50 - 150 %*	"			"	
Octacosane			*87.8%*		*50 - 150 %*	"			"	
BPF0621-04 (01-MW-11-20060621)		**Water**			**Sampled: 06/21/06 11:20**					
Diesel Range Hydrocarbons	NWTPH-Dx	**1040**	-----	250	ug/l	1x	6F26037	06/26/06 10:52	07/01/06 04:17	**D-09**
Lube Oil Range Hydrocarbons	"	ND	-----	500	"	"	"	"	"	
Surrogate(s): 2-FBP			*78.4%*		*50 - 150 %*	"			"	
Octacosane			*91.2%*		*50 - 150 %*	"			"	
BPF0621-05 (01-MW-12-20060621)		**Water**			**Sampled: 06/21/06 15:15**					
Diesel Range Hydrocarbons	NWTPH-Dx	**7140**	-----	250	ug/l	1x	6F26037	06/26/06 10:52	07/01/06 04:47	**D-09**
Lube Oil Range Hydrocarbons	"	**1110**	-----	500	"	"	"	"	"	**D-06**
Surrogate(s): 2-FBP			*87.2%*		*50 - 150 %*	"			"	
Octacosane			*100%*		*50 - 150 %*	"			"	
BPF0621-06 (01-MW-13-20060621)		**Water**			**Sampled: 06/21/06 15:10**					
Diesel Range Hydrocarbons	NWTPH-Dx	**4940**	-----	250	ug/l	1x	6F26037	06/26/06 10:52	07/01/06 06:45	**D-09**
Lube Oil Range Hydrocarbons	"	**964**	-----	500	"	"	"	"	"	**D-06**
Surrogate(s): 2-FBP			*102%*		*50 - 150 %*	"			"	
Octacosane			*105%*		*50 - 150 %*	"			"	

TestAmerica - Seattle, WA

The results in this report apply to the samples analyzed in accordance with the chain of custody document. This analytical report must be reproduced in its entirety.

Kate Haney, Project Manager

TestAmerica
ANALYTICAL TESTING CORPORATION

SEATTLE, WA 11720 NORTH CREEK PKWY N, SUITE 400
BOTHELL, WA 98011-8244
PH: (425) 420.9200 FAX: (425) 420.9210

Sound Environmental Strategies	Project Name:	**Time Oil #01-600 - Seattle Terminal**	
2400 Airport Way South, Suite 200	Project Number:	0440-004-03	Report Created:
Seattle, WA/USA 98134-2020	Project Manager:	Dee Gardner	07/13/06 11:11

Semivolatile Petroleum Products by NWTPH-Dx (w/o Acid/Silica Gel Clean-up)

TestAmerica - Seattle, WA

Analyte	Method	Result	MDL*	MRL	Units	Dil	Batch	Prepared	Analyzed	Notes
BPF0621-07 (01-MW-17-20060621)		**Water**			**Sampled: 06/21/06 14:19**					
Diesel Range Hydrocarbons	NWTPH-Dx	**498**	-----	245	ug/l	1x	6F26037	06/26/06 10:52	07/01/06 07:14	**D-09**
Lube Oil Range Hydrocarbons	"	ND	-----	490	"	"	"	"	"	
Surrogate(s): 2-FBP			*83.7%*		*50 - 150 %*	"			"	
Octacosane			*97.6%*		*50 - 150 %*	"			"	
BPF0621-08 (01-MW-21-20060621)		**Water**			**Sampled: 06/21/06 14:25**					
Diesel Range Hydrocarbons	NWTPH-Dx	**10300**	-----	250	ug/l	1x	6F26037	06/26/06 10:52	07/01/06 07:44	**D-09**
Lube Oil Range Hydrocarbons	"	**1860**	-----	500	"	"	"	"	"	**D-06**
Surrogate(s): 2-FBP			*128%*		*50 - 150 %*	"			"	
Octacosane			*119%*		*50 - 150 %*	"			"	
BPF0621-09 (01-MW-26-20060621)		**Water**			**Sampled: 06/21/06 13:25**					
Diesel Range Hydrocarbons	NWTPH-Dx	**2230**	-----	236	ug/l	1x	6F26037	06/26/06 10:52	07/01/06 08:13	**D-09**
Lube Oil Range Hydrocarbons	"	ND	-----	472	"	"	"	"	"	
Surrogate(s): 2-FBP			*103%*		*50 - 150 %*	"			"	
Octacosane			*103%*		*50 - 150 %*	"			"	
BPF0621-10 (01-MW-27-20060621)		**Water**			**Sampled: 06/21/06 12:50**					
Diesel Range Hydrocarbons	NWTPH-Dx	**4070**	-----	250	ug/l	1x	6F26037	06/26/06 10:52	07/01/06 08:43	**D-09**
Lube Oil Range Hydrocarbons	"	**550**	-----	500	"	"	"	"	"	**D-06**
Surrogate(s): 2-FBP			*104%*		*50 - 150 %*	"			"	
Octacosane			*101%*		*50 - 150 %*	"			"	
BPF0621-11 (01-MW-30-20060621)		**Water**			**Sampled: 06/21/06 16:35**					
Diesel Range Hydrocarbons	NWTPH-Dx	**908**	-----	253	ug/l	1x	6F26037	06/26/06 10:52	07/01/06 09:13	**D-09**
Lube Oil Range Hydrocarbons	"	ND	-----	505	"	"	"	"	"	
Surrogate(s): 2-FBP			*92.1%*		*50 - 150 %*	"			"	
Octacosane			*97.6%*		*50 - 150 %*	"			"	
BPF0621-12 (02-MW-05-20060621)		**Water**			**Sampled: 06/21/06 10:15**					
Diesel Range Hydrocarbons	NWTPH-Dx	**467**	-----	250	ug/l	1x	6F26037	06/26/06 10:52	07/01/06 09:43	**D-09**
Lube Oil Range Hydrocarbons	"	ND	-----	500	"	"	"	"	"	
Surrogate(s): 2-FBP			*85.6%*		*50 - 150 %*	"			"	
Octacosane			*96.4%*		*50 - 150 %*	"			"	

TestAmerica - Seattle, WA

The results in this report apply to the samples analyzed in accordance with the chain of custody document. This analytical report must be reproduced in its entirety.

Kate Haney, Project Manager

TestAmerica
ANALYTICAL TESTING CORPORATION

SEATTLE, WA 11720 NORTH CREEK PKWY N, SUITE 400
BOTHELL, WA 98011-8244
PH: (425) 420.9200 FAX: (425) 420.9210

Sound Environmental Strategies	Project Name:	**Time Oil #01-600 - Seattle Terminal**	
2400 Airport Way South, Suite 200	Project Number:	0440-004-03	Report Created:
Seattle, WA/USA 98134-2020	Project Manager:	Dee Gardner	07/13/06 11:11

Semivolatile Petroleum Products by NWTPH-Dx (w/o Acid/Silica Gel Clean-up)

TestAmerica - Seattle, WA

Analyte	Method	Result	MDL*	MRL	Units	Dil	Batch	Prepared	Analyzed	Notes
BPF0621-13 (02-MW-08-20060621)		**Water**			**Sampled: 06/21/06 16:30**					
Diesel Range Hydrocarbons	NWTPH-Dx	ND	-----	253	ug/l	1x	6F26037	06/26/06 10:52	07/01/06 10:12	
Lube Oil Range Hydrocarbons	"	ND	-----	505	"	"	"	"	"	
Surrogate(s): 2-FBP			*82.2%*		*50 - 150 %*	"			"	
Octacosane			*100%*		*50 - 150 %*	"			"	
BPF0621-14 (01-MW-98-20060621)		**Water**			**Sampled: 06/21/06 11:08**					
Diesel Range Hydrocarbons	NWTPH-Dx	**1120**	-----	272	ug/l	1x	6F26037	06/26/06 10:52	07/01/06 10:42	**D-08**
Lube Oil Range Hydrocarbons	"	ND	-----	543	"	"	"	"	"	
Surrogate(s): 2-FBP			*94.5%*		*50 - 150 %*	"			"	
Octacosane			*103%*		*50 - 150 %*	"			"	

TestAmerica - Seattle, WA

Kate Haney, Project Manager

The results in this report apply to the samples analyzed in accordance with the chain of custody document. This analytical report must be reproduced in its entirety.

TestAmerica
ANALYTICAL TESTING CORPORATION

SEATTLE, WA 11720 NORTH CREEK PKWY N, SUITE 400
BOTHELL, WA 98011-8244
PH: (425) 420.9200 FAX: (425) 420.9210

Sound Environmental Strategies	Project Name:	**Time Oil #01-600 - Seattle Terminal**	
2400 Airport Way South, Suite 200	Project Number:	0440-004-03	Report Created:
Seattle, WA/USA 98134-2020	Project Manager:	Dee Gardner	07/13/06 11:11

Pentachlorophenol by GC/MS with Selected Ion Monitoring

TestAmerica - Seattle, WA

Analyte	Method	Result	MDL*	MRL	Units	Dil	Batch	Prepared	Analyzed	Notes
BPF0621-01 (01-MW-01-20060621)		**Water**			**Sampled: 06/21/06 12:25**					
Pentachlorophenol	EPA 8270 Mod	**10.0**	-----	0.472	ug/l	1x	6F26036	06/26/06 10:49	07/07/06 18:24	
Surrogate(s): 2,4,6-TBP			*92.6%*		*22 - 162 %*	"			"	
BPF0621-09 (01-MW-26-20060621)		**Water**			**Sampled: 06/21/06 13:25**					
Pentachlorophenol	EPA 8270 Mod	**11.0**	-----	0.472	ug/l	1x	6F26036	06/26/06 10:49	07/10/06 05:34	
Surrogate(s): 2,4,6-TBP			*108%*		*22 - 162 %*	"			"	
BPF0621-10 (01-MW-27-20060621)		**Water**			**Sampled: 06/21/06 12:50**					
Pentachlorophenol	EPA 8270 Mod	**29.4**	-----	0.495	ug/l	1x	6F26036	06/26/06 10:49	07/10/06 11:27	
Surrogate(s): 2,4,6-TBP			*109%*		*22 - 162 %*	"			"	

TestAmerica - Seattle, WA



Kate Haney, Project Manager

The results in this report apply to the samples analyzed in accordance with the chain of custody document. This analytical report must be reproduced in its entirety.

TestAmerica
ANALYTICAL TESTING CORPORATION

SEATTLE, WA 11720 NORTH CREEK PKWY N, SUITE 400
BOTHELL, WA 98011-8244
PH: (425) 420.9200 FAX: (425) 420.9210

Sound Environmental Strategies	Project Name:	**Time Oil #01-600 - Seattle Terminal**	
2400 Airport Way South, Suite 200	Project Number:	0440-004-03	Report Created:
Seattle, WA/USA 98134-2020	Project Manager:	Dee Gardner	07/13/06 11:11

Volatile Organic Compounds by EPA Method 8260B

TestAmerica - Seattle, WA

Analyte	Method	Result	MDL*	MRL	Units	Dil	Batch	Prepared	Analyzed	Notes
BPF0621-01 (01-MW-01-20060621)		**Water**			**Sampled: 06/21/06 12:25**					
Acetone	EPA 8260B	ND	-----	10.0	ug/l	1x	6F29073	06/29/06 09:31	06/29/06 12:49	
Benzene	"	ND	-----	0.200	"	"	"	"	"	
Bromobenzene	"	ND	-----	0.500	"	"	"	"	"	
Bromochloromethane	"	ND	-----	0.200	"	"	"	"	"	
Bromodichloromethane	"	ND	-----	0.200	"	"	"	"	"	
Bromoform	"	ND	-----	0.200	"	"	"	"	"	
Bromomethane	"	ND	-----	2.00	"	"	"	"	"	
2-Butanone	"	ND	-----	2.00	"	"	"	"	"	
n-Butylbenzene	"	ND	-----	0.200	"	"	"	"	"	
sec-Butylbenzene	"	ND	-----	0.200	"	"	"	"	"	
tert-Butylbenzene	"	ND	-----	0.500	"	"	"	"	"	
Carbon disulfide	"	ND	-----	0.500	"	"	"	"	"	
Carbon tetrachloride	"	ND	-----	0.200	"	"	"	"	"	
Chlorobenzene	"	ND	-----	0.200	"	"	"	"	"	
Chloroethane	"	ND	-----	1.00	"	"	"	"	"	
Chloroform	"	ND	-----	0.200	"	"	"	"	"	
Chloromethane	"	ND	-----	1.00	"	"	"	"	"	
2-Chlorotoluene	"	ND	-----	0.500	"	"	"	"	"	
4-Chlorotoluene	"	ND	-----	0.500	"	"	"	"	"	
Dibromochloromethane	"	ND	-----	0.200	"	"	"	"	"	
1,2-Dibromo-3-chloropropane	"	ND	-----	0.500	"	"	"	"	"	
1,2-Dibromoethane	"	ND	-----	0.200	"	"	"	"	"	
Dibromomethane	"	ND	-----	0.200	"	"	"	"	"	
1,2-Dichlorobenzene	"	ND	-----	0.200	"	"	"	"	"	
1,3-Dichlorobenzene	"	ND	-----	0.200	"	"	"	"	"	
1,4-Dichlorobenzene	"	ND	-----	0.200	"	"	"	"	"	
Dichlorodifluoromethane	"	ND	-----	0.500	"	"	"	"	"	Q-40
1,1-Dichloroethane	"	ND	-----	0.200	"	"	"	"	"	
1,2-Dichloroethane	"	**0.200**	-----	0.200	"	"	"	"	"	
1,1-Dichloroethene	"	ND	-----	0.200	"	"	"	"	"	
cis-1,2-Dichloroethene	"	ND	-----	0.200	"	"	"	"	"	
trans-1,2-Dichloroethene	"	ND	-----	0.200	"	"	"	"	"	
1,2-Dichloropropane	"	ND	-----	0.200	"	"	"	"	"	
1,3-Dichloropropane	"	ND	-----	0.200	"	"	"	"	"	
2,2-Dichloropropane	"	ND	-----	0.500	"	"	"	"	"	
1,1-Dichloropropene	"	ND	-----	0.200	"	"	"	"	"	
cis-1,3-Dichloropropene	"	ND	-----	0.200	"	"	"	"	"	
trans-1,3-Dichloropropene	"	ND	-----	0.200	"	"	"	"	"	
Ethylbenzene	"	ND	-----	0.200	"	"	"	"	"	
Hexachlorobutadiene	"	ND	-----	0.500	"	"	"	"	"	
Methyl tert-butyl ether	"	ND	-----	1.00	"	"	"	"	"	
n-Hexane	"	ND	-----	1.00	"	"	"	"	"	
2-Hexanone	"	ND	-----	2.00	"	"	"	"	"	

TestAmerica - Seattle, WA

The results in this report apply to the samples analyzed in accordance with the chain of custody document. This analytical report must be reproduced in its entirety.

Kate Haney, Project Manager

TestAmerica
ANALYTICAL TESTING CORPORATION

SEATTLE, WA 11720 NORTH CREEK PKWY N, SUITE 400
BOTHELL, WA 98011-8244
PH: (425) 420.9200 FAX: (425) 420.9210

Sound Environmental Strategies	Project Name:	**Time Oil #01-600 - Seattle Terminal**	
2400 Airport Way South, Suite 200	Project Number:	0440-004-03	Report Created:
Seattle, WA/USA 98134-2020	Project Manager:	Dee Gardner	07/13/06 11:11

Volatile Organic Compounds by EPA Method 8260B

TestAmerica - Seattle, WA

Analyte	Method	Result	MDL*	MRL	Units	Dil	Batch	Prepared	Analyzed	Notes
BPF0621-01 (01-MW-01-20060621)		**Water**			**Sampled: 06/21/06 12:25**					
Isopropylbenzene	EPA 8260B	ND	-----	0.500	ug/l	1x	6F29073	06/29/06 09:31	06/29/06 12:49	
p-Isopropyltoluene	"	ND	-----	0.200	"	"	"	"	"	
4-Methyl-2-pentanone	"	ND	-----	2.00	"	"	"	"	"	
Methylene chloride	"	ND	-----	5.00	"	"	"	"	"	
Naphthalene	"	ND	-----	0.500	"	"	"	"	"	
n-Propylbenzene	"	ND	-----	0.500	"	"	"	"	"	
Styrene	"	ND	-----	0.500	"	"	"	"	"	
1,2,3-Trichlorobenzene	"	ND	-----	5.00	"	"	"	"	"	
1,2,4-Trichlorobenzene	"	ND	-----	0.200	"	"	"	"	"	
1,1,1,2-Tetrachloroethane	"	ND	-----	0.200	"	"	"	"	"	
1,1,2,2-Tetrachloroethane	"	ND	-----	0.500	"	"	"	"	"	
Tetrachloroethene	"	ND	-----	0.200	"	"	"	"	"	
Toluene	"	ND	-----	0.200	"	"	"	"	"	
1,1,1-Trichloroethane	"	ND	-----	0.200	"	"	"	"	"	
1,1,2-Trichloroethane	"	ND	-----	0.200	"	"	"	"	"	
Trichloroethene	"	ND	-----	0.200	"	"	"	"	"	
Trichlorofluoromethane	"	ND	-----	0.500	"	"	"	"	"	
1,2,3-Trichloropropane	"	ND	-----	0.500	"	"	"	"	"	
1,2,4-Trimethylbenzene	"	ND	-----	0.200	"	"	"	"	"	
1,3,5-Trimethylbenzene	"	ND	-----	0.500	"	"	"	"	"	
Vinyl chloride	"	ND	-----	0.200	"	"	"	"	"	
o-Xylene	"	ND	-----	0.250	"	"	"	"	"	
m,p-Xylene	"	ND	-----	0.500	"	"	"	"	"	
Total Xylenes	"	ND	-----	0.750	"	"	"	"	"	
Surrogate(s): 1,2-DCA-d4			*86.5%*		*70 - 130 %*	"			"	
Toluene-d8			*100%*		*70 - 130 %*	"			"	
4-BFB			*100%*		*70 - 130 %*	"			"	
BPF0621-02 (01-MW-03-20060621)		**Water**			**Sampled: 06/21/06 10:53**					
Acetone	EPA 8260B	**59.6**	-----	10.0	ug/l	1x	6F29073	06/29/06 09:31	06/29/06 13:15	
Benzene	"	**3670**	-----	0.200	"	"	"	"	"	**E-01**
Bromobenzene	"	ND	-----	0.500	"	"	"	"	"	
Bromochloromethane	"	ND	-----	0.200	"	"	"	"	"	
Bromodichloromethane	"	ND	-----	0.200	"	"	"	"	"	
Bromoform	"	ND	-----	0.200	"	"	"	"	"	
Bromomethane	"	ND	-----	2.00	"	"	"	"	"	
2-Butanone	"	**12.0**	-----	2.00	"	"	"	"	"	
n-Butylbenzene	"	**2.73**	-----	0.200	"	"	"	"	"	
sec-Butylbenzene	"	**3.48**	-----	0.200	"	"	"	"	"	
tert-Butylbenzene	"	**1.32**	-----	0.500	"	"	"	"	"	
Carbon disulfide	"	ND	-----	0.500	"	"	"	"	"	
Carbon tetrachloride	"	ND	-----	0.200	"	"	"	"	"	

TestAmerica - Seattle, WA

The results in this report apply to the samples analyzed in accordance with the chain of custody document. This analytical report must be reproduced in its entirety.

Kate Haney, Project Manager

TestAmerica
ANALYTICAL TESTING CORPORATION

SEATTLE, WA 11720 NORTH CREEK PKWY N, SUITE 400
BOTHELL, WA 98011-8244
PH: (425) 420.9200 FAX: (425) 420.9210

Sound Environmental Strategies	Project Name:	**Time Oil #01-600 - Seattle Terminal**	
2400 Airport Way South, Suite 200	Project Number:	0440-004-03	Report Created:
Seattle, WA/USA 98134-2020	Project Manager:	Dee Gardner	07/13/06 11:11

Volatile Organic Compounds by EPA Method 8260B

TestAmerica - Seattle, WA

Analyte	Method	Result	MDL*	MRL	Units	Dil	Batch	Prepared	Analyzed	Notes
BPF0621-02 (01-MW-03-20060621)		**Water**			**Sampled: 06/21/06 10:53**					
Chlorobenzene	EPA 8260B	ND	-----	0.200	ug/l	1x	6F29073	06/29/06 09:31	06/29/06 13:15	
Chloroethane	"	ND	-----	1.00	"	"	"	"	"	
Chloroform	"	ND	-----	0.200	"	"	"	"	"	
Chloromethane	"	ND	-----	1.00	"	"	"	"	"	
2-Chlorotoluene	"	ND	-----	0.500	"	"	"	"	"	
4-Chlorotoluene	"	ND	-----	0.500	"	"	"	"	"	
Dibromochloromethane	"	ND	-----	0.200	"	"	"	"	"	
1,2-Dibromo-3-chloropropane	"	ND	-----	0.500	"	"	"	"	"	
1,2-Dibromoethane	"	ND	-----	0.200	"	"	"	"	"	
Dibromomethane	"	ND	-----	0.200	"	"	"	"	"	
1,2-Dichlorobenzene	"	ND	-----	0.200	"	"	"	"	"	
1,3-Dichlorobenzene	"	ND	-----	0.200	"	"	"	"	"	
1,4-Dichlorobenzene	"	ND	-----	0.200	"	"	"	"	"	
Dichlorodifluoromethane	"	ND	-----	0.500	"	"	"	"	"	Q-40
1,1-Dichloroethane	"	ND	-----	0.200	"	"	"	"	"	
1,2-Dichloroethane	"	ND	-----	0.200	"	"	"	"	"	
1,1-Dichloroethene	"	ND	-----	0.200	"	"	"	"	"	
cis-1,2-Dichloroethene	"	**0.390**	-----	0.200	"	"	"	"	"	
trans-1,2-Dichloroethene	"	ND	-----	0.200	"	"	"	"	"	
1,2-Dichloropropane	"	ND	-----	0.200	"	"	"	"	"	
1,3-Dichloropropane	"	ND	-----	0.200	"	"	"	"	"	
2,2-Dichloropropane	"	ND	-----	0.500	"	"	"	"	"	
1,1-Dichloropropene	"	ND	-----	0.200	"	"	"	"	"	
cis-1,3-Dichloropropene	"	ND	-----	0.200	"	"	"	"	"	
trans-1,3-Dichloropropene	"	ND	-----	0.200	"	"	"	"	"	
Ethylbenzene	"	**101**	-----	0.200	"	"	"	"	"	
Hexachlorobutadiene	"	ND	-----	0.500	"	"	"	"	"	
Methyl tert-butyl ether	"	ND	-----	1.00	"	"	"	"	"	
n-Hexane	"	**7.52**	-----	1.00	"	"	"	"	"	
2-Hexanone	"	ND	-----	2.00	"	"	"	"	"	
Isopropylbenzene	"	**15.8**	-----	0.500	"	"	"	"	"	
p-Isopropyltoluene	"	**2.25**	-----	0.200	"	"	"	"	"	
4-Methyl-2-pentanone	"	ND	-----	2.00	"	"	"	"	"	
Methylene chloride	"	ND	-----	5.00	"	"	"	"	"	
Naphthalene	"	**39.3**	-----	0.500	"	"	"	"	"	
n-Propylbenzene	"	**22.2**	-----	0.500	"	"	"	"	"	
Styrene	"	ND	-----	0.500	"	"	"	"	"	
1,2,3-Trichlorobenzene	"	ND	-----	5.00	"	"	"	"	"	
1,2,4-Trichlorobenzene	"	ND	-----	0.200	"	"	"	"	"	
1,1,1,2-Tetrachloroethane	"	ND	-----	0.200	"	"	"	"	"	
1,1,2,2-Tetrachloroethane	"	ND	-----	0.500	"	"	"	"	"	
Tetrachloroethene	"	ND	-----	0.200	"	"	"	"	"	

TestAmerica - Seattle, WA

The results in this report apply to the samples analyzed in accordance with the chain of custody document. This analytical report must be reproduced in its entirety.

Kate Haney, Project Manager

TestAmerica
ANALYTICAL TESTING CORPORATION

SEATTLE, WA 11720 NORTH CREEK PKWY N, SUITE 400
BOTHELL, WA 98011-8244
PH: (425) 420.9200 FAX: (425) 420.9210

Sound Environmental Strategies	Project Name:	**Time Oil #01-600 - Seattle Terminal**	
2400 Airport Way South, Suite 200	Project Number:	0440-004-03	Report Created:
Seattle, WA/USA 98134-2020	Project Manager:	Dee Gardner	07/13/06 11:11

Volatile Organic Compounds by EPA Method 8260B

TestAmerica - Seattle, WA

Analyte	Method	Result	MDL*	MRL	Units	Dil	Batch	Prepared	Analyzed	Notes
BPF0621-02 (01-MW-03-20060621)		**Water**			**Sampled: 06/21/06 10:53**					
Toluene	EPA 8260B	**48.7**	-----	0.200	ug/l	1x	6F29073	06/29/06 09:31	06/29/06 13:15	
1,1,1-Trichloroethane	"	ND	-----	0.200	"	"	"	"	"	
1,1,2-Trichloroethane	"	ND	-----	0.200	"	"	"	"	"	
Trichloroethene	"	ND	-----	0.200	"	"	"	"	"	
Trichlorofluoromethane	"	ND	-----	0.500	"	"	"	"	"	
1,2,3-Trichloropropane	"	ND	-----	0.500	"	"	"	"	"	
1,2,4-Trimethylbenzene	"	**3.66**	-----	0.200	"	"	"	"	"	
1,3,5-Trimethylbenzene	"	**3.10**	-----	0.500	"	"	"	"	"	
Vinyl chloride	"	ND	-----	0.200	"	"	"	"	"	
o-Xylene	"	**9.00**	-----	0.250	"	"	"	"	"	
m,p-Xylene	"	**35.8**	-----	0.500	"	"	"	"	"	
Total Xylenes	"	**44.8**	-----	0.750	"	"	"	"	"	
Surrogate(s): *1,2-DCA-d4*			*83.5%*		*70 - 130 %*	"			"	
Toluene-d8			*99.8%*		*70 - 130 %*	"			"	
4-BFB			*99.0%*		*70 - 130 %*	"			"	
BPF0621-02RE1 (01-MW-03-20060621)		**Water**			**Sampled: 06/21/06 10:53**					
Benzene	EPA 8260B	**4300**	-----	20.0	ug/l	100x	6F29073	06/29/06 09:31	06/29/06 19:31	
Surrogate(s): *1,2-DCA-d4*			*74.0%*		*70 - 130 %*	*1x*			"	
Toluene-d8			*99.5%*		*70 - 130 %*	"			"	
4-BFB			*97.0%*		*70 - 130 %*	"			"	
BPF0621-03 (01-MW-04-20060621)		**Water**			**Sampled: 06/21/06 12:00**					
Acetone	EPA 8260B	ND	-----	10.0	ug/l	1x	6F29073	06/29/06 09:31	06/29/06 13:40	
Benzene	"	**16.0**	-----	0.200	"	"	"	"	"	
Bromobenzene	"	ND	-----	0.500	"	"	"	"	"	
Bromochloromethane	"	ND	-----	0.200	"	"	"	"	"	
Bromodichloromethane	"	ND	-----	0.200	"	"	"	"	"	
Bromoform	"	ND	-----	0.200	"	"	"	"	"	
Bromomethane	"	ND	-----	2.00	"	"	"	"	"	
2-Butanone	"	**2.09**	-----	2.00	"	"	"	"	"	
n-Butylbenzene	"	**1.54**	-----	0.200	"	"	"	"	"	
sec-Butylbenzene	"	ND	-----	0.200	"	"	"	"	"	
tert-Butylbenzene	"	**1.10**	-----	0.500	"	"	"	"	"	
Carbon disulfide	"	ND	-----	0.500	"	"	"	"	"	
Carbon tetrachloride	"	ND	-----	0.200	"	"	"	"	"	
Chlorobenzene	"	ND	-----	0.200	"	"	"	"	"	
Chloroethane	"	ND	-----	1.00	"	"	"	"	"	
Chloroform	"	ND	-----	0.200	"	"	"	"	"	
Chloromethane	"	ND	-----	1.00	"	"	"	"	"	

TestAmerica - Seattle, WA

The results in this report apply to the samples analyzed in accordance with the chain of custody document. This analytical report must be reproduced in its entirety.

Kate Haney, Project Manager

TestAmerica
ANALYTICAL TESTING CORPORATION

SEATTLE, WA 11720 NORTH CREEK PKWY N, SUITE 400
BOTHELL, WA 98011-8244
PH: (425) 420.9200 FAX: (425) 420.9210

Sound Environmental Strategies	Project Name:	**Time Oil #01-600 - Seattle Terminal**	
2400 Airport Way South, Suite 200	Project Number:	0440-004-03	Report Created:
Seattle, WA/USA 98134-2020	Project Manager:	Dee Gardner	07/13/06 11:11

Volatile Organic Compounds by EPA Method 8260B

TestAmerica - Seattle, WA

Analyte	Method	Result	MDL*	MRL	Units	Dil	Batch	Prepared	Analyzed	Notes
BPF0621-03 (01-MW-04-20060621)		**Water**			**Sampled: 06/21/06 12:00**					
2-Chlorotoluene	EPA 8260B	ND	-----	0.500	ug/l	1x	6F29073	06/29/06 09:31	06/29/06 13:40	
4-Chlorotoluene	"	ND	-----	0.500	"	"	"	"	"	
Dibromochloromethane	"	ND	-----	0.200	"	"	"	"	"	
1,2-Dibromo-3-chloropropane	"	ND	-----	0.500	"	"	"	"	"	
1,2-Dibromoethane	"	ND	-----	0.200	"	"	"	"	"	
Dibromomethane	"	ND	-----	0.200	"	"	"	"	"	
1,2-Dichlorobenzene	"	ND	-----	0.200	"	"	"	"	"	
1,3-Dichlorobenzene	"	ND	-----	0.200	"	"	"	"	"	
1,4-Dichlorobenzene	"	ND	-----	0.200	"	"	"	"	"	
Dichlorodifluoromethane	"	ND	-----	0.500	"	"	"	"	"	Q-40
1,1-Dichloroethane	"	ND	-----	0.200	"	"	"	"	"	
1,2-Dichloroethane	"	ND	-----	0.200	"	"	"	"	"	
1,1-Dichloroethene	"	ND	-----	0.200	"	"	"	"	"	
cis-1,2-Dichloroethene	"	**0.400**	-----	0.200	"	"	"	"	"	
trans-1,2-Dichloroethene	"	ND	-----	0.200	"	"	"	"	"	
1,2-Dichloropropane	"	ND	-----	0.200	"	"	"	"	"	
1,3-Dichloropropane	"	ND	-----	0.200	"	"	"	"	"	
2,2-Dichloropropane	"	ND	-----	0.500	"	"	"	"	"	
1,1-Dichloropropene	"	ND	-----	0.200	"	"	"	"	"	
cis-1,3-Dichloropropene	"	ND	-----	0.200	"	"	"	"	"	
trans-1,3-Dichloropropene	"	ND	-----	0.200	"	"	"	"	"	
Ethylbenzene	"	**752**	-----	0.200	"	"	"	"	"	E-01
Hexachlorobutadiene	"	ND	-----	0.500	"	"	"	"	"	
Methyl tert-butyl ether	"	ND	-----	1.00	"	"	"	"	"	
n-Hexane	"	**11.1**	-----	1.00	"	"	"	"	"	
2-Hexanone	"	ND	-----	2.00	"	"	"	"	"	
Isopropylbenzene	"	**18.6**	-----	0.500	"	"	"	"	"	
p-Isopropyltoluene	"	**1.65**	-----	0.200	"	"	"	"	"	
4-Methyl-2-pentanone	"	ND	-----	2.00	"	"	"	"	"	
Methylene chloride	"	ND	-----	5.00	"	"	"	"	"	
Naphthalene	"	**104**	-----	0.500	"	"	"	"	"	
n-Propylbenzene	"	**32.1**	-----	0.500	"	"	"	"	"	
Styrene	"	ND	-----	0.500	"	"	"	"	"	
1,2,3-Trichlorobenzene	"	ND	-----	5.00	"	"	"	"	"	
1,2,4-Trichlorobenzene	"	ND	-----	0.200	"	"	"	"	"	
1,1,1,2-Tetrachloroethane	"	ND	-----	0.200	"	"	"	"	"	
1,1,2,2-Tetrachloroethane	"	ND	-----	0.500	"	"	"	"	"	
Tetrachloroethene	"	ND	-----	0.200	"	"	"	"	"	
Toluene	"	**59.6**	-----	0.200	"	"	"	"	"	
1,1,1-Trichloroethane	"	ND	-----	0.200	"	"	"	"	"	
1,1,2-Trichloroethane	"	ND	-----	0.200	"	"	"	"	"	
Trichloroethene	"	**0.460**	-----	0.200	"	"	"	"	"	

TestAmerica - Seattle, WA

The results in this report apply to the samples analyzed in accordance with the chain of custody document. This analytical report must be reproduced in its entirety.

Kate Haney, Project Manager

TestAmerica
ANALYTICAL TESTING CORPORATION

SEATTLE, WA 11720 NORTH CREEK PKWY N, SUITE 400
BOTHELL, WA 98011-8244
PH: (425) 420.9200 FAX: (425) 420.9210

Sound Environmental Strategies	Project Name:	**Time Oil #01-600 - Seattle Terminal**	
2400 Airport Way South, Suite 200	Project Number:	0440-004-03	Report Created:
Seattle, WA/USA 98134-2020	Project Manager:	Dee Gardner	07/13/06 11:11

Volatile Organic Compounds by EPA Method 8260B

TestAmerica - Seattle, WA

Analyte	Method	Result	MDL*	MRL	Units	Dil	Batch	Prepared	Analyzed	Notes
BPF0621-03 (01-MW-04-20060621)		**Water**			**Sampled: 06/21/06 12:00**					
Trichlorofluoromethane	EPA 8260B	ND	-----	0.500	ug/l	1x	6F29073	06/29/06 09:31	06/29/06 13:40	
1,2,3-Trichloropropane	"	ND	-----	0.500	"	"	"	"	"	
1,2,4-Trimethylbenzene	"	**266**	-----	0.200	"	"	"	"	"	**E**
1,3,5-Trimethylbenzene	"	**60.8**	-----	0.500	"	"	"	"	"	
Vinyl chloride	"	ND	-----	0.200	"	"	"	"	"	
o-Xylene	"	**633**	-----	0.250	"	"	"	"	"	**E-01**
m,p-Xylene	"	**1960**	-----	0.500	"	"	"	"	"	**E-01**
Total Xylenes	"	**2590**	-----	0.750	"	"	"	"	"	**E-01**
Surrogate(s): 1,2-DCA-d4			*81.0%*		*70 - 130 %*	"			"	
Toluene-d8			*99.5%*		*70 - 130 %*	"			"	
4-BFB			*98.5%*		*70 - 130 %*	"			"	
BPF0621-03RE1 (01-MW-04-20060621)		**Water**			**Sampled: 06/21/06 12:00**					
Ethylbenzene	EPA 8260B	**665**	-----	8.00	ug/l	40x	6F29073	06/29/06 09:31	06/29/06 19:57	
1,2,4-Trimethylbenzene	"	**220**	-----	8.00	"	"	"	"	"	
o-Xylene	"	**533**	-----	10.0	"	"	"	"	"	
m,p-Xylene	"	**2000**	-----	20.0	"	"	"	"	"	
Total Xylenes	"	**2530**	-----	30.0	"	"	"	"	"	
Surrogate(s): 1,2-DCA-d4			*75.0%*		*70 - 130 %*	*1x*			"	
Toluene-d8			*99.8%*		*70 - 130 %*	"			"	
4-BFB			*98.5%*		*70 - 130 %*	"			"	
BPF0621-04 (01-MW-11-20060621)		**Water**			**Sampled: 06/21/06 11:20**					
Acetone	EPA 8260B	ND	-----	10.0	ug/l	1x	6F30042	06/30/06 10:25	06/30/06 20:40	
Benzene	"	ND	-----	0.200	"	"	"	"	"	
Bromobenzene	"	ND	-----	0.500	"	"	"	"	"	
Bromochloromethane	"	ND	-----	0.200	"	"	"	"	"	
Bromodichloromethane	"	ND	-----	0.200	"	"	"	"	"	
Bromoform	"	ND	-----	0.200	"	"	"	"	"	
Bromomethane	"	ND	-----	2.00	"	"	"	"	"	
2-Butanone	"	ND	-----	2.00	"	"	"	"	"	
n-Butylbenzene	"	ND	-----	0.200	"	"	"	"	"	
sec-Butylbenzene	"	ND	-----	0.200	"	"	"	"	"	
tert-Butylbenzene	"	ND	-----	0.500	"	"	"	"	"	
Carbon disulfide	"	ND	-----	0.500	"	"	"	"	"	
Carbon tetrachloride	"	ND	-----	0.200	"	"	"	"	"	
Chlorobenzene	"	ND	-----	0.200	"	"	"	"	"	
Chloroethane	"	ND	-----	1.00	"	"	"	"	"	
Chloroform	"	ND	-----	0.200	"	"	"	"	"	
Chloromethane	"	ND	-----	1.00	"	"	"	"	"	

TestAmerica - Seattle, WA

The results in this report apply to the samples analyzed in accordance with the chain of custody document. This analytical report must be reproduced in its entirety.

Kate Haney, Project Manager

TestAmerica
ANALYTICAL TESTING CORPORATION

SEATTLE, WA 11720 NORTH CREEK PKWY N, SUITE 400
BOTHELL, WA 98011-8244
PH: (425) 420.9200 FAX: (425) 420.9210

Sound Environmental Strategies	Project Name:	**Time Oil #01-600 - Seattle Terminal**	
2400 Airport Way South, Suite 200	Project Number:	0440-004-03	Report Created:
Seattle, WA/USA 98134-2020	Project Manager:	Dee Gardner	07/13/06 11:11

Volatile Organic Compounds by EPA Method 8260B

TestAmerica - Seattle, WA

Analyte	Method	Result	MDL*	MRL	Units	Dil	Batch	Prepared	Analyzed	Notes
BPF0621-04 (01-MW-11-20060621)		**Water**			**Sampled: 06/21/06 11:20**					
2-Chlorotoluene	EPA 8260B	ND	-----	0.500	ug/l	1x	6F30042	06/30/06 10:25	06/30/06 20:40	
4-Chlorotoluene	"	ND	-----	0.500	"	"	"	"	"	
Dibromochloromethane	"	ND	-----	0.200	"	"	"	"	"	
1,2-Dibromo-3-chloropropane	"	ND	-----	0.500	"	"	"	"	"	
1,2-Dibromoethane	"	ND	-----	0.200	"	"	"	"	"	
Dibromomethane	"	ND	-----	0.200	"	"	"	"	"	
1,2-Dichlorobenzene	"	ND	-----	0.200	"	"	"	"	"	
1,3-Dichlorobenzene	"	ND	-----	0.200	"	"	"	"	"	
1,4-Dichlorobenzene	"	ND	-----	0.200	"	"	"	"	"	
Dichlorodifluoromethane	"	ND	-----	0.500	"	"	"	"	"	
1,1-Dichloroethane	"	ND	-----	0.200	"	"	"	"	"	
1,2-Dichloroethane	"	**3.31**	-----	0.200	"	"	"	"	"	
1,1-Dichloroethene	"	ND	-----	0.200	"	"	"	"	"	
cis-1,2-Dichloroethene	"	ND	-----	0.200	"	"	"	"	"	
trans-1,2-Dichloroethene	"	ND	-----	0.200	"	"	"	"	"	
1,2-Dichloropropane	"	ND	-----	0.200	"	"	"	"	"	
1,3-Dichloropropane	"	ND	-----	0.200	"	"	"	"	"	
2,2-Dichloropropane	"	ND	-----	0.500	"	"	"	"	"	
1,1-Dichloropropene	"	ND	-----	0.200	"	"	"	"	"	
cis-1,3-Dichloropropene	"	ND	-----	0.200	"	"	"	"	"	
trans-1,3-Dichloropropene	"	ND	-----	0.200	"	"	"	"	"	
Ethylbenzene	"	ND	-----	0.200	"	"	"	"	"	
Hexachlorobutadiene	"	ND	-----	0.500	"	"	"	"	"	
Methyl tert-butyl ether	"	ND	-----	1.00	"	"	"	"	"	
n-Hexane	"	ND	-----	1.00	"	"	"	"	"	Q-41
2-Hexanone	"	ND	-----	2.00	"	"	"	"	"	
Isopropylbenzene	"	ND	-----	0.500	"	"	"	"	"	
p-Isopropyltoluene	"	ND	-----	0.200	"	"	"	"	"	
4-Methyl-2-pentanone	"	ND	-----	2.00	"	"	"	"	"	
Methylene chloride	"	ND	-----	5.00	"	"	"	"	"	
Naphthalene	"	ND	-----	0.500	"	"	"	"	"	
n-Propylbenzene	"	ND	-----	0.500	"	"	"	"	"	
Styrene	"	ND	-----	0.500	"	"	"	"	"	
1,2,3-Trichlorobenzene	"	ND	-----	0.200	"	"	"	"	"	
1,2,4-Trichlorobenzene	"	ND	-----	0.200	"	"	"	"	"	
1,1,1,2-Tetrachloroethane	"	ND	-----	0.200	"	"	"	"	"	
1,1,2,2-Tetrachloroethane	"	ND	-----	0.500	"	"	"	"	"	
Tetrachloroethene	"	ND	-----	0.200	"	"	"	"	"	
Toluene	"	ND	-----	0.200	"	"	"	"	"	
1,1,1-Trichloroethane	"	ND	-----	0.200	"	"	"	"	"	
1,1,2-Trichloroethane	"	ND	-----	0.200	"	"	"	"	"	
Trichloroethene	"	ND	-----	0.200	"	"	"	"	"	
Trichlorofluoromethane	"	ND	-----	0.500	"	"	"	"	"	

TestAmerica - Seattle, WA

The results in this report apply to the samples analyzed in accordance with the chain of custody document. This analytical report must be reproduced in its entirety.

Kate Haney, Project Manager

TestAmerica
ANALYTICAL TESTING CORPORATION

SEATTLE, WA 11720 NORTH CREEK PKWY N, SUITE 400
BOTHELL, WA 98011-8244
PH: (425) 420.9200 FAX: (425) 420.9210

Sound Environmental Strategies	Project Name:	**Time Oil #01-600 - Seattle Terminal**	
2400 Airport Way South, Suite 200	Project Number:	0440-004-03	Report Created:
Seattle, WA/USA 98134-2020	Project Manager:	Dee Gardner	07/13/06 11:11

Volatile Organic Compounds by EPA Method 8260B

TestAmerica - Seattle, WA

Analyte	Method	Result	MDL*	MRL	Units	Dil	Batch	Prepared	Analyzed	Notes
BPF0621-04 (01-MW-11-20060621)		**Water**			**Sampled: 06/21/06 11:20**					
1,2,3-Trichloropropane	EPA 8260B	ND	-----	0.500	ug/l	1x	6F30042	06/30/06 10:25	06/30/06 20:40	
1,2,4-Trimethylbenzene	"	**0.260**	-----	0.200	"	"	"	"	"	
1,3,5-Trimethylbenzene	"	ND	-----	0.500	"	"	"	"	"	
Vinyl chloride	"	ND	-----	0.200	"	"	"	"	"	
o-Xylene	"	**0.470**	-----	0.250	"	"	"	"	"	
m,p-Xylene	"	ND	-----	0.500	"	"	"	"	"	
Total Xylenes	"	ND	-----	0.750	"	"	"	"	"	
Surrogate(s): 1,2-DCA-d4			*81.5%*		*70 - 130 %*	*"*			*"*	
Toluene-d8			*99.0%*		*70 - 130 %*	*"*			*"*	
4-BFB			*102%*		*70 - 130 %*	*"*			*"*	
BPF0621-05 (01-MW-12-20060621)		**Water**			**Sampled: 06/21/06 15:15**					
Acetone	EPA 8260B	**32.5**	-----	10.0	ug/l	1x	6F29073	06/29/06 09:31	06/29/06 14:30	
Benzene	"	**328**	-----	0.200	"	"	"	"	"	**E**
Bromobenzene	"	ND	-----	0.500	"	"	"	"	"	
Bromochloromethane	"	ND	-----	0.200	"	"	"	"	"	
Bromodichloromethane	"	ND	-----	0.200	"	"	"	"	"	
Bromoform	"	ND	-----	0.200	"	"	"	"	"	
Bromomethane	"	ND	-----	2.00	"	"	"	"	"	
2-Butanone	"	**5.00**	-----	2.00	"	"	"	"	"	
n-Butylbenzene	"	**0.940**	-----	0.200	"	"	"	"	"	
sec-Butylbenzene	"	**1.30**	-----	0.200	"	"	"	"	"	
tert-Butylbenzene	"	**1.22**	-----	0.500	"	"	"	"	"	
Carbon disulfide	"	ND	-----	0.500	"	"	"	"	"	
Carbon tetrachloride	"	ND	-----	0.200	"	"	"	"	"	
Chlorobenzene	"	ND	-----	0.200	"	"	"	"	"	
Chloroethane	"	**3.30**	-----	1.00	"	"	"	"	"	
Chloroform	"	ND	-----	0.200	"	"	"	"	"	
Chloromethane	"	ND	-----	1.00	"	"	"	"	"	
2-Chlorotoluene	"	ND	-----	0.500	"	"	"	"	"	
4-Chlorotoluene	"	ND	-----	0.500	"	"	"	"	"	
Dibromochloromethane	"	ND	-----	0.200	"	"	"	"	"	
1,2-Dibromo-3-chloropropane	"	ND	-----	0.500	"	"	"	"	"	
1,2-Dibromoethane	"	ND	-----	0.200	"	"	"	"	"	
Dibromomethane	"	ND	-----	0.200	"	"	"	"	"	
1,2-Dichlorobenzene	"	ND	-----	0.200	"	"	"	"	"	
1,3-Dichlorobenzene	"	ND	-----	0.200	"	"	"	"	"	
1,4-Dichlorobenzene	"	ND	-----	0.200	"	"	"	"	"	
Dichlorodifluoromethane	"	ND	-----	0.500	"	"	"	"	"	**Q-40**
1,1-Dichloroethane	"	**4.26**	-----	0.200	"	"	"	"	"	
1,2-Dichloroethane	"	**57.2**	-----	0.200	"	"	"	"	"	

TestAmerica - Seattle, WA

The results in this report apply to the samples analyzed in accordance with the chain of custody document. This analytical report must be reproduced in its entirety.

Kate Haney, Project Manager

TestAmerica
ANALYTICAL TESTING CORPORATION

SEATTLE, WA 11720 NORTH CREEK PKWY N, SUITE 400
BOTHELL, WA 98011-8244
PH: (425) 420.9200 FAX: (425) 420.9210

Sound Environmental Strategies	Project Name:	**Time Oil #01-600 - Seattle Terminal**	
2400 Airport Way South, Suite 200	Project Number:	0440-004-03	Report Created:
Seattle, WA/USA 98134-2020	Project Manager:	Dee Gardner	07/13/06 11:11

Volatile Organic Compounds by EPA Method 8260B

TestAmerica - Seattle, WA

Analyte	Method	Result	MDL*	MRL	Units	Dil	Batch	Prepared	Analyzed	Notes
BPF0621-05 (01-MW-12-20060621)		**Water**			**Sampled: 06/21/06 15:15**					
1,1-Dichloroethene	EPA 8260B	ND	-----	0.200	ug/l	1x	6F29073	06/29/06 09:31	06/29/06 14:30	
cis-1,2-Dichloroethene	"	ND	-----	0.200	"	"	"	"	"	
trans-1,2-Dichloroethene	"	ND	-----	0.200	"	"	"	"	"	
1,2-Dichloropropane	"	**1.52**	-----	0.200	"	"	"	"	"	
1,3-Dichloropropane	"	ND	-----	0.200	"	"	"	"	"	
2,2-Dichloropropane	"	ND	-----	0.500	"	"	"	"	"	
1,1-Dichloropropene	"	ND	-----	0.200	"	"	"	"	"	
cis-1,3-Dichloropropene	"	ND	-----	0.200	"	"	"	"	"	
trans-1,3-Dichloropropene	"	ND	-----	0.200	"	"	"	"	"	
Ethylbenzene	"	**15.4**	-----	0.200	"	"	"	"	"	
Hexachlorobutadiene	"	ND	-----	0.500	"	"	"	"	"	
Methyl tert-butyl ether	"	**1.18**	-----	1.00	"	"	"	"	"	
n-Hexane	"	**13.3**	-----	1.00	"	"	"	"	"	
2-Hexanone	"	ND	-----	2.00	"	"	"	"	"	
Isopropylbenzene	"	**7.92**	-----	0.500	"	"	"	"	"	
p-Isopropyltoluene	"	**0.850**	-----	0.200	"	"	"	"	"	
4-Methyl-2-pentanone	"	ND	-----	2.00	"	"	"	"	"	
Methylene chloride	"	ND	-----	5.00	"	"	"	"	"	
Naphthalene	"	**6.83**	-----	0.500	"	"	"	"	"	
n-Propylbenzene	"	**5.56**	-----	0.500	"	"	"	"	"	
Styrene	"	ND	-----	0.500	"	"	"	"	"	
1,2,3-Trichlorobenzene	"	ND	-----	5.00	"	"	"	"	"	
1,2,4-Trichlorobenzene	"	ND	-----	0.200	"	"	"	"	"	
1,1,1,2-Tetrachloroethane	"	ND	-----	0.200	"	"	"	"	"	
1,1,2,2-Tetrachloroethane	"	ND	-----	0.500	"	"	"	"	"	
Tetrachloroethene	"	ND	-----	0.200	"	"	"	"	"	
Toluene	"	**6.19**	-----	0.200	"	"	"	"	"	
1,1,1-Trichloroethane	"	ND	-----	0.200	"	"	"	"	"	
1,1,2-Trichloroethane	"	ND	-----	0.200	"	"	"	"	"	
Trichloroethene	"	ND	-----	0.200	"	"	"	"	"	
Trichlorofluoromethane	"	ND	-----	0.500	"	"	"	"	"	
1,2,3-Trichloropropane	"	ND	-----	0.500	"	"	"	"	"	
1,2,4-Trimethylbenzene	"	**6.78**	-----	0.200	"	"	"	"	"	
1,3,5-Trimethylbenzene	"	**1.56**	-----	0.500	"	"	"	"	"	
Vinyl chloride	"	ND	-----	0.200	"	"	"	"	"	
o-Xylene	"	**3.91**	-----	0.250	"	"	"	"	"	
m,p-Xylene	"	**10.3**	-----	0.500	"	"	"	"	"	
Total Xylenes	"	**14.2**	-----	0.750	"	"	"	"	"	
Surrogate(s): *1,2-DCA-d4*			*77.8%*		*70 - 130 %*	"			"	
Toluene-d8			*101%*		*70 - 130 %*	"			"	
4-BFB			*99.5%*		*70 - 130 %*	"			"	

TestAmerica - Seattle, WA

The results in this report apply to the samples analyzed in accordance with the chain of custody document. This analytical report must be reproduced in its entirety.

Kate Haney, Project Manager

TestAmerica
ANALYTICAL TESTING CORPORATION

SEATTLE, WA 11720 NORTH CREEK PKWY N, SUITE 400
BOTHELL, WA 98011-8244
PH: (425) 420.9200 FAX: (425) 420.9210

Sound Environmental Strategies	Project Name:	**Time Oil #01-600 - Seattle Terminal**	
2400 Airport Way South, Suite 200	Project Number:	0440-004-03	Report Created:
Seattle, WA/USA 98134-2020	Project Manager:	Dee Gardner	07/13/06 11:11

Volatile Organic Compounds by EPA Method 8260B

TestAmerica - Seattle, WA

Analyte	Method	Result	MDL*	MRL	Units	Dil	Batch	Prepared	Analyzed	Notes
BPF0621-05RE1 (01-MW-12-20060621)		**Water**			**Sampled: 06/21/06 15:15**					
Benzene	EPA 8260B	**322**	-----	2.00	ug/l	10x	6F29073	06/29/06 09:31	06/29/06 20:22	
Surrogate(s): 1,2-DCA-d4			*74.8%*		*70 - 130 %*	*1x*			*"*	
Toluene-d8			*101%*		*70 - 130 %*	*"*			*"*	
4-BFB			*99.8%*		*70 - 130 %*	*"*			*"*	
BPF0621-06 (01-MW-13-20060621)		**Water**			**Sampled: 06/21/06 15:10**					
Acetone	EPA 8260B	ND	-----	10.0	ug/l	1x	6F30042	06/30/06 10:25	06/30/06 21:05	
Benzene	"	**1.65**	-----	0.200	"	"	"	"	"	
Bromobenzene	"	ND	-----	0.500	"	"	"	"	"	
Bromochloromethane	"	ND	-----	0.200	"	"	"	"	"	
Bromodichloromethane	"	ND	-----	0.200	"	"	"	"	"	
Bromoform	"	ND	-----	0.200	"	"	"	"	"	
Bromomethane	"	ND	-----	2.00	"	"	"	"	"	
2-Butanone	"	**3.10**	-----	2.00	"	"	"	"	"	
n-Butylbenzene	"	ND	-----	0.200	"	"	"	"	"	
sec-Butylbenzene	"	**0.600**	-----	0.200	"	"	"	"	"	
tert-Butylbenzene	"	**1.20**	-----	0.500	"	"	"	"	"	
Carbon disulfide	"	ND	-----	0.500	"	"	"	"	"	
Carbon tetrachloride	"	ND	-----	0.200	"	"	"	"	"	
Chlorobenzene	"	ND	-----	0.200	"	"	"	"	"	
Chloroethane	"	ND	-----	1.00	"	"	"	"	"	
Chloroform	"	ND	-----	0.200	"	"	"	"	"	
Chloromethane	"	ND	-----	1.00	"	"	"	"	"	
2-Chlorotoluene	"	ND	-----	0.500	"	"	"	"	"	
4-Chlorotoluene	"	ND	-----	0.500	"	"	"	"	"	
Dibromochloromethane	"	ND	-----	0.200	"	"	"	"	"	
1,2-Dibromo-3-chloropropane	"	ND	-----	0.500	"	"	"	"	"	
1,2-Dibromoethane	"	ND	-----	0.200	"	"	"	"	"	
Dibromomethane	"	ND	-----	0.200	"	"	"	"	"	
1,2-Dichlorobenzene	"	ND	-----	0.200	"	"	"	"	"	
1,3-Dichlorobenzene	"	ND	-----	0.200	"	"	"	"	"	
1,4-Dichlorobenzene	"	ND	-----	0.200	"	"	"	"	"	
Dichlorodifluoromethane	"	ND	-----	0.500	"	"	"	"	"	
1,1-Dichloroethane	"	ND	-----	0.200	"	"	"	"	"	
1,2-Dichloroethane	"	**3.10**	-----	0.200	"	"	"	"	"	
1,1-Dichloroethene	"	ND	-----	0.200	"	"	"	"	"	
cis-1,2-Dichloroethene	"	ND	-----	0.200	"	"	"	"	"	
trans-1,2-Dichloroethene	"	ND	-----	0.200	"	"	"	"	"	
1,2-Dichloropropane	"	ND	-----	0.200	"	"	"	"	"	
1,3-Dichloropropane	"	ND	-----	0.200	"	"	"	"	"	
2,2-Dichloropropane	"	ND	-----	0.500	"	"	"	"	"	

TestAmerica - Seattle, WA

The results in this report apply to the samples analyzed in accordance with the chain of custody document. This analytical report must be reproduced in its entirety.

Kate Haney, Project Manager

TestAmerica
ANALYTICAL TESTING CORPORATION

SEATTLE, WA 11720 NORTH CREEK PKWY N, SUITE 400
BOTHELL, WA 98011-8244
PH: (425) 420.9200 FAX: (425) 420.9210

Sound Environmental Strategies	Project Name:	**Time Oil #01-600 - Seattle Terminal**	
2400 Airport Way South, Suite 200	Project Number:	0440-004-03	Report Created:
Seattle, WA/USA 98134-2020	Project Manager:	Dee Gardner	07/13/06 11:11

Volatile Organic Compounds by EPA Method 8260B

TestAmerica - Seattle, WA

Analyte	Method	Result	MDL*	MRL	Units	Dil	Batch	Prepared	Analyzed	Notes
BPF0621-06 (01-MW-13-20060621)		**Water**			**Sampled: 06/21/06 15:10**					
1,1-Dichloropropene	EPA 8260B	ND	-----	0.200	ug/l	1x	6F30042	06/30/06 10:25	06/30/06 21:05	
cis-1,3-Dichloropropene	"	ND	-----	0.200	"	"	"	"	"	
trans-1,3-Dichloropropene	"	ND	-----	0.200	"	"	"	"	"	
Ethylbenzene	"	**0.300**	-----	0.200	"	"	"	"	"	
Hexachlorobutadiene	"	ND	-----	0.500	"	"	"	"	"	
Methyl tert-butyl ether	"	ND	-----	1.00	"	"	"	"	"	
n-Hexane	"	ND	-----	1.00	"	"	"	"	"	Q-41
2-Hexanone	"	ND	-----	2.00	"	"	"	"	"	
Isopropylbenzene	"	**0.970**	-----	0.500	"	"	"	"	"	
p-Isopropyltoluene	"	ND	-----	0.200	"	"	"	"	"	
4-Methyl-2-pentanone	"	ND	-----	2.00	"	"	"	"	"	
Methylene chloride	"	ND	-----	5.00	"	"	"	"	"	
Naphthalene	"	ND	-----	0.500	"	"	"	"	"	
n-Propylbenzene	"	ND	-----	0.500	"	"	"	"	"	
Styrene	"	ND	-----	0.500	"	"	"	"	"	
1,2,3-Trichlorobenzene	"	ND	-----	0.200	"	"	"	"	"	
1,2,4-Trichlorobenzene	"	ND	-----	0.200	"	"	"	"	"	
1,1,1,2-Tetrachloroethane	"	ND	-----	0.200	"	"	"	"	"	
1,1,2,2-Tetrachloroethane	"	ND	-----	0.500	"	"	"	"	"	
Tetrachloroethene	"	ND	-----	0.200	"	"	"	"	"	
Toluene	"	**0.270**	-----	0.200	"	"	"	"	"	
1,1,1-Trichloroethane	"	ND	-----	0.200	"	"	"	"	"	
1,1,2-Trichloroethane	"	ND	-----	0.200	"	"	"	"	"	
Trichloroethene	"	ND	-----	0.200	"	"	"	"	"	
Trichlorofluoromethane	"	ND	-----	0.500	"	"	"	"	"	
1,2,3-Trichloropropane	"	ND	-----	0.500	"	"	"	"	"	
1,2,4-Trimethylbenzene	"	**0.350**	-----	0.200	"	"	"	"	"	
1,3,5-Trimethylbenzene	"	ND	-----	0.500	"	"	"	"	"	
Vinyl chloride	"	ND	-----	0.200	"	"	"	"	"	
o-Xylene	"	ND	-----	0.250	"	"	"	"	"	
m,p-Xylene	"	ND	-----	0.500	"	"	"	"	"	
Total Xylenes	"	ND	-----	0.750	"	"	"	"	"	
Surrogate(s): 1,2-DCA-d4			*83.2%*		*70 - 130 %*	"			"	
Toluene-d8			*100%*		*70 - 130 %*	"			"	
4-BFB			*100%*		*70 - 130 %*	"			"	

TestAmerica - Seattle, WA

The results in this report apply to the samples analyzed in accordance with the chain of custody document. This analytical report must be reproduced in its entirety.

Kate Haney, Project Manager

TestAmerica
ANALYTICAL TESTING CORPORATION

SEATTLE, WA 11720 NORTH CREEK PKWY N, SUITE 400
BOTHELL, WA 98011-8244
PH: (425) 420.9200 FAX: (425) 420.9210

Sound Environmental Strategies	Project Name:	**Time Oil #01-600 - Seattle Terminal**	
2400 Airport Way South, Suite 200	Project Number:	0440-004-03	Report Created:
Seattle, WA/USA 98134-2020	Project Manager:	Dee Gardner	07/13/06 11:11

Volatile Organic Compounds by EPA Method 8260B

TestAmerica - Seattle, WA

Analyte	Method	Result	MDL*	MRL	Units	Dil	Batch	Prepared	Analyzed	Notes
BPF0621-07 (01-MW-17-20060621)		**Water**			**Sampled: 06/21/06 14:19**					
Acetone	EPA 8260B	ND	-----	10.0	ug/l	1x	6F29073	06/29/06 09:31	06/29/06 21:37	
Benzene	"	ND	-----	0.200	"	"	"	"	"	
Bromobenzene	"	ND	-----	0.500	"	"	"	"	"	
Bromochloromethane	"	ND	-----	0.200	"	"	"	"	"	
Bromodichloromethane	"	ND	-----	0.200	"	"	"	"	"	
Bromoform	"	ND	-----	0.200	"	"	"	"	"	
Bromomethane	"	ND	-----	2.00	"	"	"	"	"	
2-Butanone	"	ND	-----	2.00	"	"	"	"	"	
n-Butylbenzene	"	ND	-----	0.200	"	"	"	"	"	
sec-Butylbenzene	"	ND	-----	0.200	"	"	"	"	"	
tert-Butylbenzene	"	ND	-----	0.500	"	"	"	"	"	
Carbon disulfide	"	ND	-----	0.500	"	"	"	"	"	
Carbon tetrachloride	"	ND	-----	0.200	"	"	"	"	"	
Chlorobenzene	"	ND	-----	0.200	"	"	"	"	"	
Chloroethane	"	ND	-----	1.00	"	"	"	"	"	
Chloroform	"	ND	-----	0.200	"	"	"	"	"	
Chloromethane	"	ND	-----	1.00	"	"	"	"	"	
2-Chlorotoluene	"	ND	-----	0.500	"	"	"	"	"	
4-Chlorotoluene	"	ND	-----	0.500	"	"	"	"	"	
Dibromochloromethane	"	ND	-----	0.200	"	"	"	"	"	
1,2-Dibromo-3-chloropropane	"	ND	-----	0.500	"	"	"	"	"	
1,2-Dibromoethane	"	ND	-----	0.200	"	"	"	"	"	
Dibromomethane	"	ND	-----	0.200	"	"	"	"	"	
1,2-Dichlorobenzene	"	ND	-----	0.200	"	"	"	"	"	
1,3-Dichlorobenzene	"	ND	-----	0.200	"	"	"	"	"	
1,4-Dichlorobenzene	"	ND	-----	0.200	"	"	"	"	"	
Dichlorodifluoromethane	"	ND	-----	0.500	"	"	"	"	"	Q-40
1,1-Dichloroethane	"	ND	-----	0.200	"	"	"	"	"	
1,2-Dichloroethane	"	ND	-----	0.200	"	"	"	"	"	
1,1-Dichloroethene	"	ND	-----	0.200	"	"	"	"	"	
cis-1,2-Dichloroethene	"	ND	-----	0.200	"	"	"	"	"	
trans-1,2-Dichloroethene	"	ND	-----	0.200	"	"	"	"	"	
1,2-Dichloropropane	"	ND	-----	0.200	"	"	"	"	"	
1,3-Dichloropropane	"	ND	-----	0.200	"	"	"	"	"	
2,2-Dichloropropane	"	ND	-----	0.500	"	"	"	"	"	
1,1-Dichloropropene	"	ND	-----	0.200	"	"	"	"	"	
cis-1,3-Dichloropropene	"	ND	-----	0.200	"	"	"	"	"	
trans-1,3-Dichloropropene	"	ND	-----	0.200	"	"	"	"	"	
Ethylbenzene	"	ND	-----	0.200	"	"	"	"	"	
Hexachlorobutadiene	"	ND	-----	0.500	"	"	"	"	"	
Methyl tert-butyl ether	"	ND	-----	1.00	"	"	"	"	"	
n-Hexane	"	ND	-----	1.00	"	"	"	"	"	
2-Hexanone	"	ND	-----	2.00	"	"	"	"	"	

TestAmerica - Seattle, WA



Kate Haney, Project Manager

The results in this report apply to the samples analyzed in accordance with the chain of custody document. This analytical report must be reproduced in its entirety.

TestAmerica
ANALYTICAL TESTING CORPORATION

SEATTLE, WA 11720 NORTH CREEK PKWY N, SUITE 400
BOTHELL, WA 98011-8244
PH: (425) 420.9200 FAX: (425) 420.9210

Sound Environmental Strategies	Project Name:	**Time Oil #01-600 - Seattle Terminal**	
2400 Airport Way South, Suite 200	Project Number:	0440-004-03	Report Created:
Seattle, WA/USA 98134-2020	Project Manager:	Dee Gardner	07/13/06 11:11

Volatile Organic Compounds by EPA Method 8260B

TestAmerica - Seattle, WA

Analyte	Method	Result	MDL*	MRL	Units	Dil	Batch	Prepared	Analyzed	Notes
BPF0621-07 (01-MW-17-20060621)		**Water**			**Sampled: 06/21/06 14:19**					
Isopropylbenzene	EPA 8260B	ND	-----	0.500	ug/l	1x	6F29073	06/29/06 09:31	06/29/06 21:37	
p-Isopropyltoluene	"	ND	-----	0.200	"	"	"	"	"	
4-Methyl-2-pentanone	"	ND	-----	2.00	"	"	"	"	"	
Methylene chloride	"	ND	-----	5.00	"	"	"	"	"	
Naphthalene	"	ND	-----	0.500	"	"	"	"	"	
n-Propylbenzene	"	ND	-----	0.500	"	"	"	"	"	
Styrene	"	ND	-----	0.500	"	"	"	"	"	
1,2,3-Trichlorobenzene	"	ND	-----	5.00	"	"	"	"	"	
1,2,4-Trichlorobenzene	"	ND	-----	0.200	"	"	"	"	"	
1,1,1,2-Tetrachloroethane	"	ND	-----	0.200	"	"	"	"	"	
1,1,2,2-Tetrachloroethane	"	ND	-----	0.500	"	"	"	"	"	
Tetrachloroethene	"	ND	-----	0.200	"	"	"	"	"	
Toluene	"	ND	-----	0.200	"	"	"	"	"	
1,1,1-Trichloroethane	"	ND	-----	0.200	"	"	"	"	"	
1,1,2-Trichloroethane	"	ND	-----	0.200	"	"	"	"	"	
Trichloroethene	"	ND	-----	0.200	"	"	"	"	"	
Trichlorofluoromethane	"	ND	-----	0.500	"	"	"	"	"	
1,2,3-Trichloropropane	"	ND	-----	0.500	"	"	"	"	"	
1,2,4-Trimethylbenzene	"	ND	-----	0.200	"	"	"	"	"	
1,3,5-Trimethylbenzene	"	ND	-----	0.500	"	"	"	"	"	
Vinyl chloride	"	ND	-----	0.200	"	"	"	"	"	
o-Xylene	"	ND	-----	0.250	"	"	"	"	"	
m,p-Xylene	"	ND	-----	0.500	"	"	"	"	"	
Total Xylenes	"	ND	-----	0.750	"	"	"	"	"	
Surrogate(s): 1,2-DCA-d4			*78.5%*		*70 - 130 %*	"			"	
Toluene-d8			*100%*		*70 - 130 %*	"			"	
4-BFB			*100%*		*70 - 130 %*	"			"	
BPF0621-08 (01-MW-21-20060621)		**Water**			**Sampled: 06/21/06 14:25**					
Acetone	EPA 8260B	ND	-----	10.0	ug/l	1x	6F29073	06/29/06 09:31	06/29/06 16:36	
Benzene	"	**1.16**	-----	0.200	"	"	"	"	"	
Bromobenzene	"	ND	-----	0.500	"	"	"	"	"	
Bromochloromethane	"	ND	-----	0.200	"	"	"	"	"	
Bromodichloromethane	"	ND	-----	0.200	"	"	"	"	"	
Bromoform	"	ND	-----	0.200	"	"	"	"	"	
Bromomethane	"	ND	-----	2.00	"	"	"	"	"	
2-Butanone	"	ND	-----	2.00	"	"	"	"	"	
n-Butylbenzene	"	**3.24**	-----	0.200	"	"	"	"	"	
sec-Butylbenzene	"	**3.84**	-----	0.200	"	"	"	"	"	
tert-Butylbenzene	"	**1.78**	-----	0.500	"	"	"	"	"	
Carbon disulfide	"	ND	-----	0.500	"	"	"	"	"	
Carbon tetrachloride	"	ND	-----	0.200	"	"	"	"	"	

TestAmerica - Seattle, WA

The results in this report apply to the samples analyzed in accordance with the chain of custody document. This analytical report must be reproduced in its entirety.

Kate Haney, Project Manager

TestAmerica
ANALYTICAL TESTING CORPORATION

SEATTLE, WA 11720 NORTH CREEK PKWY N, SUITE 400
BOTHELL, WA 98011-8244
PH: (425) 420.9200 FAX: (425) 420.9210

Sound Environmental Strategies	Project Name:	**Time Oil #01-600 - Seattle Terminal**	
2400 Airport Way South, Suite 200	Project Number:	0440-004-03	Report Created:
Seattle, WA/USA 98134-2020	Project Manager:	Dee Gardner	07/13/06 11:11

Volatile Organic Compounds by EPA Method 8260B

TestAmerica - Seattle, WA

Analyte	Method	Result	MDL*	MRL	Units	Dil	Batch	Prepared	Analyzed	Notes
BPF0621-08 (01-MW-21-20060621)		**Water**			**Sampled: 06/21/06 14:25**					
Chlorobenzene	EPA 8260B	ND	-----	0.200	ug/l	1x	6F29073	06/29/06 09:31	06/29/06 16:36	
Chloroethane	"	ND	-----	1.00	"	"	"	"	"	
Chloroform	"	ND	-----	0.200	"	"	"	"	"	
Chloromethane	"	ND	-----	1.00	"	"	"	"	"	
2-Chlorotoluene	"	ND	-----	0.500	"	"	"	"	"	
4-Chlorotoluene	"	ND	-----	0.500	"	"	"	"	"	
Dibromochloromethane	"	ND	-----	0.200	"	"	"	"	"	
1,2-Dibromo-3-chloropropane	"	ND	-----	0.500	"	"	"	"	"	
1,2-Dibromoethane	"	ND	-----	0.200	"	"	"	"	"	
Dibromomethane	"	ND	-----	0.200	"	"	"	"	"	
1,2-Dichlorobenzene	"	ND	-----	0.200	"	"	"	"	"	
1,3-Dichlorobenzene	"	ND	-----	0.200	"	"	"	"	"	
1,4-Dichlorobenzene	"	ND	-----	0.200	"	"	"	"	"	
Dichlorodifluoromethane	"	ND	-----	0.500	"	"	"	"	"	Q-40
1,1-Dichloroethane	"	ND	-----	0.200	"	"	"	"	"	
1,2-Dichloroethane	"	**0.760**	-----	0.200	"	"	"	"	"	
1,1-Dichloroethene	"	ND	-----	0.200	"	"	"	"	"	
cis-1,2-Dichloroethene	"	ND	-----	0.200	"	"	"	"	"	
trans-1,2-Dichloroethene	"	ND	-----	0.200	"	"	"	"	"	
1,2-Dichloropropane	"	ND	-----	0.200	"	"	"	"	"	
1,3-Dichloropropane	"	ND	-----	0.200	"	"	"	"	"	
2,2-Dichloropropane	"	ND	-----	0.500	"	"	"	"	"	
1,1-Dichloropropene	"	ND	-----	0.200	"	"	"	"	"	
cis-1,3-Dichloropropene	"	ND	-----	0.200	"	"	"	"	"	
trans-1,3-Dichloropropene	"	ND	-----	0.200	"	"	"	"	"	
Ethylbenzene	"	**1.02**	-----	0.200	"	"	"	"	"	
Hexachlorobutadiene	"	ND	-----	0.500	"	"	"	"	"	
Methyl tert-butyl ether	"	ND	-----	1.00	"	"	"	"	"	
n-Hexane	"	ND	-----	1.00	"	"	"	"	"	
2-Hexanone	"	ND	-----	2.00	"	"	"	"	"	
Isopropylbenzene	"	**14.0**	-----	0.500	"	"	"	"	"	
p-Isopropyltoluene	"	**0.790**	-----	0.200	"	"	"	"	"	
4-Methyl-2-pentanone	"	ND	-----	2.00	"	"	"	"	"	
Methylene chloride	"	ND	-----	5.00	"	"	"	"	"	
Naphthalene	"	**81.7**	-----	0.500	"	"	"	"	"	
n-Propylbenzene	"	**15.3**	-----	0.500	"	"	"	"	"	
Styrene	"	ND	-----	0.500	"	"	"	"	"	
1,2,3-Trichlorobenzene	"	ND	-----	5.00	"	"	"	"	"	
1,2,4-Trichlorobenzene	"	ND	-----	0.200	"	"	"	"	"	
1,1,1,2-Tetrachloroethane	"	ND	-----	0.200	"	"	"	"	"	
1,1,2,2-Tetrachloroethane	"	ND	-----	0.500	"	"	"	"	"	
Tetrachloroethene	"	ND	-----	0.200	"	"	"	"	"	
Toluene	"	ND	-----	0.200	"	"	"	"	"	

TestAmerica - Seattle, WA

The results in this report apply to the samples analyzed in accordance with the chain of custody document. This analytical report must be reproduced in its entirety.

Kate Haney, Project Manager

TestAmerica
ANALYTICAL TESTING CORPORATION

SEATTLE, WA 11720 NORTH CREEK PKWY N, SUITE 400
BOTHELL, WA 98011-8244
PH: (425) 420.9200 FAX: (425) 420.9210

Sound Environmental Strategies	Project Name:	**Time Oil #01-600 - Seattle Terminal**	
2400 Airport Way South, Suite 200	Project Number:	0440-004-03	Report Created:
Seattle, WA/USA 98134-2020	Project Manager:	Dee Gardner	07/13/06 11:11

Volatile Organic Compounds by EPA Method 8260B

TestAmerica - Seattle, WA

Analyte	Method	Result	MDL*	MRL	Units	Dil	Batch	Prepared	Analyzed	Notes
BPF0621-08 (01-MW-21-20060621)		**Water**			**Sampled: 06/21/06 14:25**					
1,1,1-Trichloroethane	EPA 8260B	ND	-----	0.200	ug/l	1x	6F29073	06/29/06 09:31	06/29/06 16:36	
1,1,2-Trichloroethane	"	ND	-----	0.200	"	"	"	"	"	
Trichloroethene	"	ND	-----	0.200	"	"	"	"	"	
Trichlorofluoromethane	"	ND	-----	0.500	"	"	"	"	"	
1,2,3-Trichloropropane	"	ND	-----	0.500	"	"	"	"	"	
1,2,4-Trimethylbenzene	"	ND	-----	0.200	"	"	"	"	"	
1,3,5-Trimethylbenzene	"	ND	-----	0.500	"	"	"	"	"	
Vinyl chloride	"	ND	-----	0.200	"	"	"	"	"	
o-Xylene	"	**1.53**	-----	0.250	"	"	"	"	"	
m,p-Xylene	"	ND	-----	0.500	"	"	"	"	"	
Total Xylenes	"	**1.75**	-----	0.750	"	"	"	"	"	
Surrogate(s): 1,2-DCA-d4			*79.2%*		*70 - 130 %*	"			"	
Toluene-d8			*99.5%*		*70 - 130 %*	"			"	
4-BFB			*99.5%*		*70 - 130 %*	"			"	
BPF0621-09 (01-MW-26-20060621)		**Water**			**Sampled: 06/21/06 13:25**					
Acetone	EPA 8260B	ND	-----	10.0	ug/l	1x	6G01011	07/01/06 10:08	07/01/06 19:53	
Benzene	"	**95.6**	-----	0.200	"	"	"	"	"	
Bromobenzene	"	ND	-----	0.500	"	"	"	"	"	
Bromochloromethane	"	ND	-----	0.200	"	"	"	"	"	
Bromodichloromethane	"	ND	-----	0.200	"	"	"	"	"	
Bromoform	"	ND	-----	0.200	"	"	"	"	"	
Bromomethane	"	ND	-----	2.00	"	"	"	"	"	
2-Butanone	"	**2.55**	-----	2.00	"	"	"	"	"	
n-Butylbenzene	"	**0.680**	-----	0.200	"	"	"	"	"	
sec-Butylbenzene	"	**0.760**	-----	0.200	"	"	"	"	"	
tert-Butylbenzene	"	ND	-----	0.500	"	"	"	"	"	
Carbon disulfide	"	ND	-----	0.500	"	"	"	"	"	
Carbon tetrachloride	"	ND	-----	0.200	"	"	"	"	"	
Chlorobenzene	"	ND	-----	0.200	"	"	"	"	"	
Chloroethane	"	ND	-----	1.00	"	"	"	"	"	
Chloroform	"	ND	-----	0.200	"	"	"	"	"	
Chloromethane	"	ND	-----	1.00	"	"	"	"	"	
2-Chlorotoluene	"	ND	-----	0.500	"	"	"	"	"	
4-Chlorotoluene	"	ND	-----	0.500	"	"	"	"	"	
Dibromochloromethane	"	ND	-----	0.200	"	"	"	"	"	
1,2-Dibromo-3-chloropropane	"	ND	-----	0.500	"	"	"	"	"	
1,2-Dibromoethane	"	ND	-----	0.200	"	"	"	"	"	
Dibromomethane	"	ND	-----	0.200	"	"	"	"	"	
1,2-Dichlorobenzene	"	ND	-----	0.200	"	"	"	"	"	
1,3-Dichlorobenzene	"	ND	-----	0.200	"	"	"	"	"	
1,4-Dichlorobenzene	"	ND	-----	0.200	"	"	"	"	"	

TestAmerica - Seattle, WA

The results in this report apply to the samples analyzed in accordance with the chain of custody document. This analytical report must be reproduced in its entirety.

Kate Haney, Project Manager

TestAmerica
ANALYTICAL TESTING CORPORATION

SEATTLE, WA 11720 NORTH CREEK PKWY N, SUITE 400
BOTHELL, WA 98011-8244
PH: (425) 420.9200 FAX: (425) 420.9210

Sound Environmental Strategies	Project Name:	**Time Oil #01-600 - Seattle Terminal**	
2400 Airport Way South, Suite 200	Project Number:	0440-004-03	Report Created:
Seattle, WA/USA 98134-2020	Project Manager:	Dee Gardner	07/13/06 11:11

Volatile Organic Compounds by EPA Method 8260B

TestAmerica - Seattle, WA

Analyte	Method	Result	MDL*	MRL	Units	Dil	Batch	Prepared	Analyzed	Notes
BPF0621-09 (01-MW-26-20060621)		**Water**			**Sampled: 06/21/06 13:25**					
Dichlorodifluoromethane	EPA 8260B	ND	-----	0.500	ug/l	1x	6G01011	07/01/06 10:08	07/01/06 19:53	
1,1-Dichloroethane	"	ND	-----	0.200	"	"	"	"	"	
1,2-Dichloroethane	"	**1.20**	-----	0.200	"	"	"	"	"	
1,1-Dichloroethene	"	ND	-----	0.200	"	"	"	"	"	
cis-1,2-Dichloroethene	"	**1.03**	-----	0.200	"	"	"	"	"	
trans-1,2-Dichloroethene	"	ND	-----	0.200	"	"	"	"	"	
1,2-Dichloropropane	"	ND	-----	0.200	"	"	"	"	"	
1,3-Dichloropropane	"	ND	-----	0.200	"	"	"	"	"	
2,2-Dichloropropane	"	ND	-----	0.500	"	"	"	"	"	
1,1-Dichloropropene	"	ND	-----	0.200	"	"	"	"	"	
cis-1,3-Dichloropropene	"	ND	-----	0.200	"	"	"	"	"	
trans-1,3-Dichloropropene	"	ND	-----	0.200	"	"	"	"	"	
Ethylbenzene	"	**23.4**	-----	0.200	"	"	"	"	"	
Hexachlorobutadiene	"	ND	-----	0.500	"	"	"	"	"	
Methyl tert-butyl ether	"	ND	-----	1.00	"	"	"	"	"	
n-Hexane	"	**1.39**	-----	1.00	"	"	"	"	"	
2-Hexanone	"	ND	-----	2.00	"	"	"	"	"	
Isopropylbenzene	"	**2.68**	-----	0.500	"	"	"	"	"	
p-Isopropyltoluene	"	**1.01**	-----	0.200	"	"	"	"	"	
4-Methyl-2-pentanone	"	ND	-----	2.00	"	"	"	"	"	
Methylene chloride	"	ND	-----	5.00	"	"	"	"	"	
Naphthalene	"	**4.43**	-----	0.500	"	"	"	"	"	
n-Propylbenzene	"	**3.22**	-----	0.500	"	"	"	"	"	
Styrene	"	ND	-----	0.500	"	"	"	"	"	
1,2,3-Trichlorobenzene	"	ND	-----	0.200	"	"	"	"	"	
1,2,4-Trichlorobenzene	"	ND	-----	0.200	"	"	"	"	"	
1,1,1,2-Tetrachloroethane	"	ND	-----	0.200	"	"	"	"	"	
1,1,2,2-Tetrachloroethane	"	ND	-----	0.500	"	"	"	"	"	
Tetrachloroethene	"	ND	-----	0.200	"	"	"	"	"	
Toluene	"	**4.89**	-----	0.200	"	"	"	"	"	
1,1,1-Trichloroethane	"	ND	-----	0.200	"	"	"	"	"	
1,1,2-Trichloroethane	"	ND	-----	0.200	"	"	"	"	"	
Trichloroethene	"	ND	-----	0.200	"	"	"	"	"	
Trichlorofluoromethane	"	ND	-----	0.500	"	"	"	"	"	
1,2,3-Trichloropropane	"	ND	-----	0.500	"	"	"	"	"	
1,2,4-Trimethylbenzene	"	**13.1**	-----	0.200	"	"	"	"	"	
1,3,5-Trimethylbenzene	"	**6.28**	-----	0.500	"	"	"	"	"	
Vinyl chloride	"	ND	-----	0.200	"	"	"	"	"	
o-Xylene	"	**12.2**	-----	0.250	"	"	"	"	"	
m,p-Xylene	"	**18.2**	-----	0.500	"	"	"	"	"	
Total Xylenes	"	**30.4**	-----	0.750	"	"	"	"	"	

TestAmerica - Seattle, WA

Kate Haney, Project Manager

The results in this report apply to the samples analyzed in accordance with the chain of custody document. This analytical report must be reproduced in its entirety.

TestAmerica
ANALYTICAL TESTING CORPORATION

SEATTLE, WA 11720 NORTH CREEK PKWY N, SUITE 400
BOTHELL, WA 98011-8244
PH: (425) 420.9200 FAX: (425) 420.9210

Sound Environmental Strategies	Project Name:	**Time Oil #01-600 - Seattle Terminal**	
2400 Airport Way South, Suite 200	Project Number:	0440-004-03	Report Created:
Seattle, WA/USA 98134-2020	Project Manager:	Dee Gardner	07/13/06 11:11

Volatile Organic Compounds by EPA Method 8260B

TestAmerica - Seattle, WA

Analyte	Method	Result	MDL*	MRL	Units	Dil	Batch	Prepared	Analyzed	Notes
BPF0621-09 (01-MW-26-20060621)		**Water**			**Sampled: 06/21/06 13:25**					
Surrogate(s): 1,2-DCA-d4		*96.0%*		*70 - 130 %*	*1x*				*07/01/06 19:53*	
Toluene-d8		*99.5%*		*70 - 130 %*	*"*				*"*	
4-BFB		*98.0%*		*70 - 130 %*	*"*				*"*	
BPF0621-10 (01-MW-27-20060621)		**Water**			**Sampled: 06/21/06 12:50**					
Acetone	EPA 8260B	**10.9**	-----	10.0	ug/l	1x	6F29073	06/29/06 09:31	06/29/06 17:26	
Benzene	"	**3310**	-----	0.200	"	"	"	"	"	**E-01**
Bromobenzene	"	ND	-----	0.500	"	"	"	"	"	
Bromochloromethane	"	ND	-----	0.200	"	"	"	"	"	
Bromodichloromethane	"	ND	-----	0.200	"	"	"	"	"	
Bromoform	"	ND	-----	0.200	"	"	"	"	"	
Bromomethane	"	ND	-----	2.00	"	"	"	"	"	
2-Butanone	"	**4.42**	-----	2.00	"	"	"	"	"	
n-Butylbenzene	"	**4.60**	-----	0.200	"	"	"	"	"	
sec-Butylbenzene	"	ND	-----	0.200	"	"	"	"	"	
tert-Butylbenzene	"	**1.47**	-----	0.500	"	"	"	"	"	
Carbon disulfide	"	ND	-----	0.500	"	"	"	"	"	
Carbon tetrachloride	"	ND	-----	0.200	"	"	"	"	"	
Chlorobenzene	"	ND	-----	0.200	"	"	"	"	"	
Chloroethane	"	ND	-----	1.00	"	"	"	"	"	
Chloroform	"	ND	-----	0.200	"	"	"	"	"	
Chloromethane	"	ND	-----	1.00	"	"	"	"	"	
2-Chlorotoluene	"	ND	-----	0.500	"	"	"	"	"	
4-Chlorotoluene	"	ND	-----	0.500	"	"	"	"	"	
Dibromochloromethane	"	ND	-----	0.200	"	"	"	"	"	
1,2-Dibromo-3-chloropropane	"	ND	-----	0.500	"	"	"	"	"	
1,2-Dibromoethane	"	**1.14**	-----	0.200	"	"	"	"	"	
Dibromomethane	"	ND	-----	0.200	"	"	"	"	"	
1,2-Dichlorobenzene	"	ND	-----	0.200	"	"	"	"	"	
1,3-Dichlorobenzene	"	ND	-----	0.200	"	"	"	"	"	
1,4-Dichlorobenzene	"	ND	-----	0.200	"	"	"	"	"	
Dichlorodifluoromethane	"	ND	-----	0.500	"	"	"	"	"	**Q-40**
1,1-Dichloroethane	"	ND	-----	0.200	"	"	"	"	"	
1,2-Dichloroethane	"	**4.11**	-----	0.200	"	"	"	"	"	
1,1-Dichloroethene	"	ND	-----	0.200	"	"	"	"	"	
cis-1,2-Dichloroethene	"	ND	-----	0.200	"	"	"	"	"	
trans-1,2-Dichloroethene	"	ND	-----	0.200	"	"	"	"	"	
1,2-Dichloropropane	"	ND	-----	0.200	"	"	"	"	"	
1,3-Dichloropropane	"	ND	-----	0.200	"	"	"	"	"	
2,2-Dichloropropane	"	ND	-----	0.500	"	"	"	"	"	
1,1-Dichloropropene	"	ND	-----	0.200	"	"	"	"	"	
cis-1,3-Dichloropropene	"	ND	-----	0.200	"	"	"	"	"	

TestAmerica - Seattle, WA

The results in this report apply to the samples analyzed in accordance with the chain of custody document. This analytical report must be reproduced in its entirety.

Kate Haney, Project Manager

TestAmerica
ANALYTICAL TESTING CORPORATION

SEATTLE, WA 11720 NORTH CREEK PKWY N, SUITE 400
BOTHELL, WA 98011-8244
PH: (425) 420.9200 FAX: (425) 420.9210

Sound Environmental Strategies	Project Name:	**Time Oil #01-600 - Seattle Terminal**	
2400 Airport Way South, Suite 200	Project Number:	0440-004-03	Report Created:
Seattle, WA/USA 98134-2020	Project Manager:	Dee Gardner	07/13/06 11:11

Volatile Organic Compounds by EPA Method 8260B

TestAmerica - Seattle, WA

Analyte	Method	Result	MDL*	MRL	Units	Dil	Batch	Prepared	Analyzed	Notes
BPF0621-10 (01-MW-27-20060621)		**Water**			**Sampled: 06/21/06 12:50**					
trans-1,3-Dichloropropene	EPA 8260B	ND	-----	0.200	ug/l	1x	6F29073	06/29/06 09:31	06/29/06 17:26	
Ethylbenzene	"	**179**	-----	0.200	"	"	"	"	"	
Hexachlorobutadiene	"	ND	-----	0.500	"	"	"	"	"	
Methyl tert-butyl ether	"	ND	-----	1.00	"	"	"	"	"	
n-Hexane	"	**20.6**	-----	1.00	"	"	"	"	"	
2-Hexanone	"	ND	-----	2.00	"	"	"	"	"	
Isopropylbenzene	"	**17.5**	-----	0.500	"	"	"	"	"	
p-Isopropyltoluene	"	**5.87**	-----	0.200	"	"	"	"	"	
4-Methyl-2-pentanone	"	ND	-----	2.00	"	"	"	"	"	
Methylene chloride	"	ND	-----	5.00	"	"	"	"	"	
Naphthalene	"	**131**	-----	0.500	"	"	"	"	"	
n-Propylbenzene	"	**30.6**	-----	0.500	"	"	"	"	"	
Styrene	"	ND	-----	0.500	"	"	"	"	"	
1,2,3-Trichlorobenzene	"	ND	-----	5.00	"	"	"	"	"	
1,2,4-Trichlorobenzene	"	ND	-----	0.200	"	"	"	"	"	
1,1,1,2-Tetrachloroethane	"	ND	-----	0.200	"	"	"	"	"	
1,1,2,2-Tetrachloroethane	"	ND	-----	0.500	"	"	"	"	"	
Tetrachloroethene	"	ND	-----	0.200	"	"	"	"	"	
Toluene	"	**232**	-----	0.200	"	"	"	"	"	**E**
1,1,1-Trichloroethane	"	ND	-----	0.200	"	"	"	"	"	
1,1,2-Trichloroethane	"	ND	-----	0.200	"	"	"	"	"	
Trichloroethene	"	ND	-----	0.200	"	"	"	"	"	
Trichlorofluoromethane	"	ND	-----	0.500	"	"	"	"	"	
1,2,3-Trichloropropane	"	ND	-----	0.500	"	"	"	"	"	
1,2,4-Trimethylbenzene	"	**188**	-----	0.200	"	"	"	"	"	
1,3,5-Trimethylbenzene	"	**59.7**	-----	0.500	"	"	"	"	"	
Vinyl chloride	"	ND	-----	0.200	"	"	"	"	"	
o-Xylene	"	**194**	-----	0.250	"	"	"	"	"	
m,p-Xylene	"	**290**	-----	0.500	"	"	"	"	"	
Total Xylenes	"	**484**	-----	0.750	"	"	"	"	"	
Surrogate(s): 1,2-DCA-d4			*73.2%*		*70 - 130 %*	"			"	
Toluene-d8			*100%*		*70 - 130 %*	"			"	
4-BFB			*98.2%*		*70 - 130 %*	"			"	

TestAmerica - Seattle, WA

The results in this report apply to the samples analyzed in accordance with the chain of custody document. This analytical report must be reproduced in its entirety.

Kate Haney, Project Manager

TestAmerica
ANALYTICAL TESTING CORPORATION

SEATTLE, WA 11720 NORTH CREEK PKWY N, SUITE 400
BOTHELL, WA 98011-8244
PH: (425) 420.9200 FAX: (425) 420.9210

Sound Environmental Strategies	Project Name:	**Time Oil #01-600 - Seattle Terminal**	
2400 Airport Way South, Suite 200	Project Number:	0440-004-03	Report Created:
Seattle, WA/USA 98134-2020	Project Manager:	Dee Gardner	07/13/06 11:11

Volatile Organic Compounds by EPA Method 8260B

TestAmerica - Seattle, WA

Analyte	Method	Result	MDL*	MRL	Units	Dil	Batch	Prepared	Analyzed	Notes
BPF0621-10RE1 (01-MW-27-20060621)		**Water**			**Sampled: 06/21/06 12:50**					
Toluene	EPA 8260B	**299**	-----	10.0	ug/l	50x	6F29073	06/29/06 09:31	06/29/06 20:47	
Surrogate(s): 1,2-DCA-d4			*75.2%*		*70 - 130 %*	*1x*			"	
Toluene-d8			*101%*		*70 - 130 %*	"			"	
4-BFB			*99.2%*		*70 - 130 %*	"			"	
BPF0621-10RE2 (01-MW-27-20060621)		**Water**			**Sampled: 06/21/06 12:50**					
Benzene	EPA 8260B	**8120**	-----	40.0	ug/l	200x	6G01011	07/01/06 10:08	07/01/06 20:43	
Surrogate(s): 1,2-DCA-d4			*90.8%*		*70 - 130 %*	*1x*			"	
Toluene-d8			*99.5%*		*70 - 130 %*	"			"	
4-BFB			*100%*		*70 - 130 %*	"			"	
BPF0621-11 (01-MW-30-20060621)		**Water**			**Sampled: 06/21/06 16:35**					
Acetone	EPA 8260B	ND	-----	10.0	ug/l	1x	6F30042	06/30/06 10:25	06/30/06 21:30	
Benzene	"	ND	-----	0.200	"	"	"	"	"	
Bromobenzene	"	ND	-----	0.500	"	"	"	"	"	
Bromochloromethane	"	ND	-----	0.200	"	"	"	"	"	
Bromodichloromethane	"	ND	-----	0.200	"	"	"	"	"	
Bromoform	"	ND	-----	0.200	"	"	"	"	"	
Bromomethane	"	ND	-----	2.00	"	"	"	"	"	
2-Butanone	"	ND	-----	2.00	"	"	"	"	"	
n-Butylbenzene	"	ND	-----	0.200	"	"	"	"	"	
sec-Butylbenzene	"	ND	-----	0.200	"	"	"	"	"	
tert-Butylbenzene	"	ND	-----	0.500	"	"	"	"	"	
Carbon disulfide	"	ND	-----	0.500	"	"	"	"	"	
Carbon tetrachloride	"	ND	-----	0.200	"	"	"	"	"	
Chlorobenzene	"	ND	-----	0.200	"	"	"	"	"	
Chloroethane	"	ND	-----	1.00	"	"	"	"	"	
Chloroform	"	ND	-----	0.200	"	"	"	"	"	
Chloromethane	"	ND	-----	1.00	"	"	"	"	"	
2-Chlorotoluene	"	ND	-----	0.500	"	"	"	"	"	
4-Chlorotoluene	"	ND	-----	0.500	"	"	"	"	"	
Dibromochloromethane	"	ND	-----	0.200	"	"	"	"	"	
1,2-Dibromo-3-chloropropane	"	ND	-----	0.500	"	"	"	"	"	
1,2-Dibromoethane	"	ND	-----	0.200	"	"	"	"	"	
Dibromomethane	"	ND	-----	0.200	"	"	"	"	"	
1,2-Dichlorobenzene	"	ND	-----	0.200	"	"	"	"	"	
1,3-Dichlorobenzene	"	ND	-----	0.200	"	"	"	"	"	
1,4-Dichlorobenzene	"	ND	-----	0.200	"	"	"	"	"	
Dichlorodifluoromethane	"	ND	-----	0.500	"	"	"	"	"	
1,1-Dichloroethane	"	ND	-----	0.200	"	"	"	"	"	
1,2-Dichloroethane	"	ND	-----	0.200	"	"	"	"	"	

TestAmerica - Seattle, WA

Kate Haney, Project Manager

The results in this report apply to the samples analyzed in accordance with the chain of custody document. This analytical report must be reproduced in its entirety.

TestAmerica
ANALYTICAL TESTING CORPORATION

SEATTLE, WA 11720 NORTH CREEK PKWY N, SUITE 400
BOTHELL, WA 98011-8244
PH: (425) 420.9200 FAX: (425) 420.9210

Sound Environmental Strategies	Project Name:	**Time Oil #01-600 - Seattle Terminal**	
2400 Airport Way South, Suite 200	Project Number:	0440-004-03	Report Created:
Seattle, WA/USA 98134-2020	Project Manager:	Dee Gardner	07/13/06 11:11

Volatile Organic Compounds by EPA Method 8260B

TestAmerica - Seattle, WA

Analyte	Method	Result	MDL*	MRL	Units	Dil	Batch	Prepared	Analyzed	Notes
BPF0621-11 (01-MW-30-20060621)		**Water**			**Sampled: 06/21/06 16:35**					
1,1-Dichloroethene	EPA 8260B	ND	-----	0.200	ug/l	1x	6F30042	06/30/06 10:25	06/30/06 21:30	
cis-1,2-Dichloroethene	"	ND	-----	0.200	"	"	"	"	"	
trans-1,2-Dichloroethene	"	ND	-----	0.200	"	"	"	"	"	
1,2-Dichloropropane	"	ND	-----	0.200	"	"	"	"	"	
1,3-Dichloropropane	"	ND	-----	0.200	"	"	"	"	"	
2,2-Dichloropropane	"	ND	-----	0.500	"	"	"	"	"	
1,1-Dichloropropene	"	ND	-----	0.200	"	"	"	"	"	
cis-1,3-Dichloropropene	"	ND	-----	0.200	"	"	"	"	"	
trans-1,3-Dichloropropene	"	ND	-----	0.200	"	"	"	"	"	
Ethylbenzene	"	ND	-----	0.200	"	"	"	"	"	
Hexachlorobutadiene	"	ND	-----	0.500	"	"	"	"	"	
Methyl tert-butyl ether	"	ND	-----	1.00	"	"	"	"	"	
n-Hexane	"	ND	-----	1.00	"	"	"	"	"	Q-41
2-Hexanone	"	ND	-----	2.00	"	"	"	"	"	
Isopropylbenzene	"	ND	-----	0.500	"	"	"	"	"	
p-Isopropyltoluene	"	ND	-----	0.200	"	"	"	"	"	
4-Methyl-2-pentanone	"	ND	-----	2.00	"	"	"	"	"	
Methylene chloride	"	ND	-----	5.00	"	"	"	"	"	
Naphthalene	"	ND	-----	0.500	"	"	"	"	"	
n-Propylbenzene	"	ND	-----	0.500	"	"	"	"	"	
Styrene	"	ND	-----	0.500	"	"	"	"	"	
1,2,3-Trichlorobenzene	"	ND	-----	0.200	"	"	"	"	"	
1,2,4-Trichlorobenzene	"	ND	-----	0.200	"	"	"	"	"	
1,1,1,2-Tetrachloroethane	"	ND	-----	0.200	"	"	"	"	"	
1,1,2,2-Tetrachloroethane	"	ND	-----	0.500	"	"	"	"	"	
Tetrachloroethene	"	ND	-----	0.200	"	"	"	"	"	
Toluene	"	ND	-----	0.200	"	"	"	"	"	
1,1,1-Trichloroethane	"	ND	-----	0.200	"	"	"	"	"	
1,1,2-Trichloroethane	"	ND	-----	0.200	"	"	"	"	"	
Trichloroethene	"	ND	-----	0.200	"	"	"	"	"	
Trichlorofluoromethane	"	ND	-----	0.500	"	"	"	"	"	
1,2,3-Trichloropropane	"	ND	-----	0.500	"	"	"	"	"	
1,2,4-Trimethylbenzene	"	ND	-----	0.200	"	"	"	"	"	
1,3,5-Trimethylbenzene	"	ND	-----	0.500	"	"	"	"	"	
Vinyl chloride	"	ND	-----	0.200	"	"	"	"	"	
o-Xylene	"	ND	-----	0.250	"	"	"	"	"	
m,p-Xylene	"	ND	-----	0.500	"	"	"	"	"	
Total Xylenes	"	ND	-----	0.750	"	"	"	"	"	
Surrogate(s): 1,2-DCA-d4			*82.5%*		*70 - 130 %*	"			"	
Toluene-d8			*99.0%*		*70 - 130 %*	"			"	
4-BFB			*99.8%*		*70 - 130 %*	"			"	

TestAmerica - Seattle, WA

The results in this report apply to the samples analyzed in accordance with the chain of custody document. This analytical report must be reproduced in its entirety.

Kate Haney, Project Manager

TestAmerica
ANALYTICAL TESTING CORPORATION

SEATTLE, WA 11720 NORTH CREEK PKWY N, SUITE 400
BOTHELL, WA 98011-8244
PH: (425) 420.9200 FAX: (425) 420.9210

Sound Environmental Strategies	Project Name:	**Time Oil #01-600 - Seattle Terminal**	
2400 Airport Way South, Suite 200	Project Number:	0440-004-03	Report Created:
Seattle, WA/USA 98134-2020	Project Manager:	Dee Gardner	07/13/06 11:11

Volatile Organic Compounds by EPA Method 8260B

TestAmerica - Seattle, WA

Analyte	Method	Result	MDL*	MRL	Units	Dil	Batch	Prepared	Analyzed	Notes
BPF0621-12 (02-MW-05-20060621)		**Water**			**Sampled: 06/21/06 10:15**					
Acetone	EPA 8260B	ND	-----	10.0	ug/l	1x	6G01011	07/01/06 10:08	07/01/06 20:18	
Benzene	"	ND	-----	0.200	"	"	"	"	"	
Bromobenzene	"	ND	-----	0.500	"	"	"	"	"	
Bromochloromethane	"	ND	-----	0.200	"	"	"	"	"	
Bromodichloromethane	"	ND	-----	0.200	"	"	"	"	"	
Bromoform	"	ND	-----	0.200	"	"	"	"	"	
Bromomethane	"	ND	-----	2.00	"	"	"	"	"	
2-Butanone	"	ND	-----	2.00	"	"	"	"	"	
n-Butylbenzene	"	**1.32**	-----	0.200	"	"	"	"	"	
sec-Butylbenzene	"	**0.910**	-----	0.200	"	"	"	"	"	
tert-Butylbenzene	"	ND	-----	0.500	"	"	"	"	"	
Carbon disulfide	"	ND	-----	0.500	"	"	"	"	"	
Carbon tetrachloride	"	ND	-----	0.200	"	"	"	"	"	
Chlorobenzene	"	ND	-----	0.200	"	"	"	"	"	
Chloroethane	"	ND	-----	1.00	"	"	"	"	"	
Chloroform	"	ND	-----	0.200	"	"	"	"	"	
Chloromethane	"	ND	-----	1.00	"	"	"	"	"	
2-Chlorotoluene	"	ND	-----	0.500	"	"	"	"	"	
4-Chlorotoluene	"	ND	-----	0.500	"	"	"	"	"	
Dibromochloromethane	"	ND	-----	0.200	"	"	"	"	"	
1,2-Dibromo-3-chloropropane	"	ND	-----	0.500	"	"	"	"	"	
1,2-Dibromoethane	"	ND	-----	0.200	"	"	"	"	"	
Dibromomethane	"	ND	-----	0.200	"	"	"	"	"	
1,2-Dichlorobenzene	"	ND	-----	0.200	"	"	"	"	"	
1,3-Dichlorobenzene	"	ND	-----	0.200	"	"	"	"	"	
1,4-Dichlorobenzene	"	ND	-----	0.200	"	"	"	"	"	
Dichlorodifluoromethane	"	ND	-----	0.500	"	"	"	"	"	
1,1-Dichloroethane	"	ND	-----	0.200	"	"	"	"	"	
1,2-Dichloroethane	"	ND	-----	0.200	"	"	"	"	"	
1,1-Dichloroethene	"	ND	-----	0.200	"	"	"	"	"	
cis-1,2-Dichloroethene	"	ND	-----	0.200	"	"	"	"	"	
trans-1,2-Dichloroethene	"	ND	-----	0.200	"	"	"	"	"	
1,2-Dichloropropane	"	ND	-----	0.200	"	"	"	"	"	
1,3-Dichloropropane	"	ND	-----	0.200	"	"	"	"	"	
2,2-Dichloropropane	"	ND	-----	0.500	"	"	"	"	"	
1,1-Dichloropropene	"	ND	-----	0.200	"	"	"	"	"	
cis-1,3-Dichloropropene	"	ND	-----	0.200	"	"	"	"	"	
trans-1,3-Dichloropropene	"	ND	-----	0.200	"	"	"	"	"	
Ethylbenzene	"	ND	-----	0.200	"	"	"	"	"	
Hexachlorobutadiene	"	ND	-----	0.500	"	"	"	"	"	
Methyl tert-butyl ether	"	ND	-----	1.00	"	"	"	"	"	
n-Hexane	"	ND	-----	1.00	"	"	"	"	"	
2-Hexanone	"	ND	-----	2.00	"	"	"	"	"	

TestAmerica - Seattle, WA



Kate Haney, Project Manager

The results in this report apply to the samples analyzed in accordance with the chain of custody document. This analytical report must be reproduced in its entirety.

TestAmerica
ANALYTICAL TESTING CORPORATION

SEATTLE, WA 11720 NORTH CREEK PKWY N, SUITE 400
BOTHELL, WA 98011-8244
PH: (425) 420.9200 FAX: (425) 420.9210

Sound Environmental Strategies	Project Name:	**Time Oil #01-600 - Seattle Terminal**	
2400 Airport Way South, Suite 200	Project Number:	0440-004-03	Report Created:
Seattle, WA/USA 98134-2020	Project Manager:	Dee Gardner	07/13/06 11:11

Volatile Organic Compounds by EPA Method 8260B

TestAmerica - Seattle, WA

Analyte	Method	Result	MDL*	MRL	Units	Dil	Batch	Prepared	Analyzed	Notes
BPF0621-12 (02-MW-05-20060621)		**Water**			**Sampled: 06/21/06 10:15**					
Isopropylbenzene	EPA 8260B	**6.20**	-----	0.500	ug/l	1x	6G01011	07/01/06 10:08	07/01/06 20:18	
p-Isopropyltoluene	"	ND	-----	0.200	"	"	"	"	"	
4-Methyl-2-pentanone	"	ND	-----	2.00	"	"	"	"	"	
Methylene chloride	"	ND	-----	5.00	"	"	"	"	"	
Naphthalene	"	ND	-----	0.500	"	"	"	"	"	
n-Propylbenzene	"	**3.93**	-----	0.500	"	"	"	"	"	
Styrene	"	ND	-----	0.500	"	"	"	"	"	
1,2,3-Trichlorobenzene	"	ND	-----	0.200	"	"	"	"	"	
1,2,4-Trichlorobenzene	"	ND	-----	0.200	"	"	"	"	"	
1,1,1,2-Tetrachloroethane	"	ND	-----	0.200	"	"	"	"	"	
1,1,2,2-Tetrachloroethane	"	ND	-----	0.500	"	"	"	"	"	
Tetrachloroethene	"	ND	-----	0.200	"	"	"	"	"	
Toluene	"	ND	-----	0.200	"	"	"	"	"	
1,1,1-Trichloroethane	"	ND	-----	0.200	"	"	"	"	"	
1,1,2-Trichloroethane	"	ND	-----	0.200	"	"	"	"	"	
Trichloroethene	"	ND	-----	0.200	"	"	"	"	"	
Trichlorofluoromethane	"	ND	-----	0.500	"	"	"	"	"	
1,2,3-Trichloropropane	"	ND	-----	0.500	"	"	"	"	"	
1,2,4-Trimethylbenzene	"	**0.370**	-----	0.200	"	"	"	"	"	
1,3,5-Trimethylbenzene	"	ND	-----	0.500	"	"	"	"	"	
Vinyl chloride	"	ND	-----	0.200	"	"	"	"	"	
o-Xylene	"	ND	-----	0.250	"	"	"	"	"	
m,p-Xylene	"	ND	-----	0.500	"	"	"	"	"	
Total Xylenes	"	ND	-----	0.750	"	"	"	"	"	
Surrogate(s): *1,2-DCA-d4*		*95.8%*		*70 - 130 %*	"				"	
Toluene-d8		*99.5%*		*70 - 130 %*	"				"	
4-BFB		*102%*		*70 - 130 %*	"				"	
BPF0621-13 (02-MW-08-20060621)		**Water**			**Sampled: 06/21/06 16:30**					
Acetone	EPA 8260B	ND	-----	10.0	ug/l	1x	6F30042	06/30/06 10:25	06/30/06 21:55	
Benzene	"	ND	-----	0.200	"	"	"	"	"	
Bromobenzene	"	ND	-----	0.500	"	"	"	"	"	
Bromochloromethane	"	ND	-----	0.200	"	"	"	"	"	
Bromodichloromethane	"	ND	-----	0.200	"	"	"	"	"	
Bromoform	"	ND	-----	0.200	"	"	"	"	"	
Bromomethane	"	ND	-----	2.00	"	"	"	"	"	
2-Butanone	"	ND	-----	2.00	"	"	"	"	"	
n-Butylbenzene	"	ND	-----	0.200	"	"	"	"	"	
sec-Butylbenzene	"	ND	-----	0.200	"	"	"	"	"	
tert-Butylbenzene	"	ND	-----	0.500	"	"	"	"	"	
Carbon disulfide	"	ND	-----	0.500	"	"	"	"	"	
Carbon tetrachloride	"	ND	-----	0.200	"	"	"	"	"	

TestAmerica - Seattle, WA

The results in this report apply to the samples analyzed in accordance with the chain of custody document. This analytical report must be reproduced in its entirety.

Kate Haney, Project Manager

TestAmerica
ANALYTICAL TESTING CORPORATION

SEATTLE, WA 11720 NORTH CREEK PKWY N, SUITE 400
BOTHELL, WA 98011-8244
PH: (425) 420.9200 FAX: (425) 420.9210

Sound Environmental Strategies	Project Name:	**Time Oil #01-600 - Seattle Terminal**	
2400 Airport Way South, Suite 200	Project Number:	0440-004-03	Report Created:
Seattle, WA/USA 98134-2020	Project Manager:	Dee Gardner	07/13/06 11:11

Volatile Organic Compounds by EPA Method 8260B

TestAmerica - Seattle, WA

Analyte	Method	Result	MDL*	MRL	Units	Dil	Batch	Prepared	Analyzed	Notes
BPF0621-13 (02-MW-08-20060621)		**Water**			**Sampled: 06/21/06 16:30**					
Chlorobenzene	EPA 8260B	ND	-----	0.200	ug/l	1x	6F30042	06/30/06 10:25	06/30/06 21:55	
Chloroethane	"	ND	-----	1.00	"	"	"	"	"	
Chloroform	"	ND	-----	0.200	"	"	"	"	"	
Chloromethane	"	ND	-----	1.00	"	"	"	"	"	
2-Chlorotoluene	"	ND	-----	0.500	"	"	"	"	"	
4-Chlorotoluene	"	ND	-----	0.500	"	"	"	"	"	
Dibromochloromethane	"	ND	-----	0.200	"	"	"	"	"	
1,2-Dibromo-3-chloropropane	"	ND	-----	0.500	"	"	"	"	"	
1,2-Dibromoethane	"	ND	-----	0.200	"	"	"	"	"	
Dibromomethane	"	ND	-----	0.200	"	"	"	"	"	
1,2-Dichlorobenzene	"	ND	-----	0.200	"	"	"	"	"	
1,3-Dichlorobenzene	"	ND	-----	0.200	"	"	"	"	"	
1,4-Dichlorobenzene	"	ND	-----	0.200	"	"	"	"	"	
Dichlorodifluoromethane	"	ND	-----	0.500	"	"	"	"	"	
1,1-Dichloroethane	"	ND	-----	0.200	"	"	"	"	"	
1,2-Dichloroethane	"	ND	-----	0.200	"	"	"	"	"	
1,1-Dichloroethene	"	ND	-----	0.200	"	"	"	"	"	
cis-1,2-Dichloroethene	"	ND	-----	0.200	"	"	"	"	"	
trans-1,2-Dichloroethene	"	ND	-----	0.200	"	"	"	"	"	
1,2-Dichloropropane	"	ND	-----	0.200	"	"	"	"	"	
1,3-Dichloropropane	"	ND	-----	0.200	"	"	"	"	"	
2,2-Dichloropropane	"	ND	-----	0.500	"	"	"	"	"	
1,1-Dichloropropene	"	ND	-----	0.200	"	"	"	"	"	
cis-1,3-Dichloropropene	"	ND	-----	0.200	"	"	"	"	"	
trans-1,3-Dichloropropene	"	ND	-----	0.200	"	"	"	"	"	
Ethylbenzene	"	ND	-----	0.200	"	"	"	"	"	
Hexachlorobutadiene	"	ND	-----	0.500	"	"	"	"	"	
Methyl tert-butyl ether	"	ND	-----	1.00	"	"	"	"	"	
n-Hexane	"	ND	-----	1.00	"	"	"	"	"	Q-41
2-Hexanone	"	ND	-----	2.00	"	"	"	"	"	
Isopropylbenzene	"	ND	-----	0.500	"	"	"	"	"	
p-Isopropyltoluene	"	ND	-----	0.200	"	"	"	"	"	
4-Methyl-2-pentanone	"	ND	-----	2.00	"	"	"	"	"	
Methylene chloride	"	ND	-----	5.00	"	"	"	"	"	
Naphthalene	"	ND	-----	0.500	"	"	"	"	"	
n-Propylbenzene	"	ND	-----	0.500	"	"	"	"	"	
Styrene	"	ND	-----	0.500	"	"	"	"	"	
1,2,3-Trichlorobenzene	"	ND	-----	0.200	"	"	"	"	"	
1,2,4-Trichlorobenzene	"	ND	-----	0.200	"	"	"	"	"	
1,1,1,2-Tetrachloroethane	"	ND	-----	0.200	"	"	"	"	"	
1,1,2,2-Tetrachloroethane	"	ND	-----	0.500	"	"	"	"	"	
Tetrachloroethene	"	ND	-----	0.200	"	"	"	"	"	
Toluene	"	ND	-----	0.200	"	"	"	"	"	

TestAmerica - Seattle, WA

The results in this report apply to the samples analyzed in accordance with the chain of custody document. This analytical report must be reproduced in its entirety.

Kate Haney, Project Manager

TestAmerica
ANALYTICAL TESTING CORPORATION

SEATTLE, WA 11720 NORTH CREEK PKWY N, SUITE 400
BOTHELL, WA 98011-8244
PH: (425) 420.9200 FAX: (425) 420.9210

Sound Environmental Strategies	Project Name:	**Time Oil #01-600 - Seattle Terminal**	
2400 Airport Way South, Suite 200	Project Number:	0440-004-03	Report Created:
Seattle, WA/USA 98134-2020	Project Manager:	Dee Gardner	07/13/06 11:11

Volatile Organic Compounds by EPA Method 8260B

TestAmerica - Seattle, WA

Analyte	Method	Result	MDL*	MRL	Units	Dil	Batch	Prepared	Analyzed	Notes
BPF0621-13 (02-MW-08-20060621)		**Water**			**Sampled: 06/21/06 16:30**					
1,1,1-Trichloroethane	EPA 8260B	ND	-----	0.200	ug/l	1x	6F30042	06/30/06 10:25	06/30/06 21:55	
1,1,2-Trichloroethane	"	ND	-----	0.200	"	"	"	"	"	
Trichloroethene	"	ND	-----	0.200	"	"	"	"	"	
Trichlorofluoromethane	"	ND	-----	0.500	"	"	"	"	"	
1,2,3-Trichloropropane	"	ND	-----	0.500	"	"	"	"	"	
1,2,4-Trimethylbenzene	"	ND	-----	0.200	"	"	"	"	"	
1,3,5-Trimethylbenzene	"	ND	-----	0.500	"	"	"	"	"	
Vinyl chloride	"	ND	-----	0.200	"	"	"	"	"	
o-Xylene	"	ND	-----	0.250	"	"	"	"	"	
m,p-Xylene	"	ND	-----	0.500	"	"	"	"	"	
Total Xylenes	"	ND	-----	0.750	"	"	"	"	"	
Surrogate(s): 1,2-DCA-d4		*84.0%*			*70 - 130 %*	*"*			*"*	
Toluene-d8		*100%*			*70 - 130 %*	*"*			*"*	
4-BFB		*101%*			*70 - 130 %*	*"*			*"*	
BPF0621-14 (01-MW-98-20060621)		**Water**			**Sampled: 06/21/06 11:08**					
Acetone	EPA 8260B	**40.0**	-----	10.0	ug/l	1x	6F29073	06/29/06 09:31	06/29/06 19:06	
Benzene	"	**2760**	-----	0.200	"	"	"	"	"	**E-01**
Bromobenzene	"	ND	-----	0.500	"	"	"	"	"	
Bromochloromethane	"	ND	-----	0.200	"	"	"	"	"	
Bromodichloromethane	"	ND	-----	0.200	"	"	"	"	"	
Bromoform	"	ND	-----	0.200	"	"	"	"	"	
Bromomethane	"	ND	-----	2.00	"	"	"	"	"	
2-Butanone	"	**10.8**	-----	2.00	"	"	"	"	"	
n-Butylbenzene	"	**2.98**	-----	0.200	"	"	"	"	"	
sec-Butylbenzene	"	**3.37**	-----	0.200	"	"	"	"	"	
tert-Butylbenzene	"	**1.32**	-----	0.500	"	"	"	"	"	
Carbon disulfide	"	ND	-----	0.500	"	"	"	"	"	
Carbon tetrachloride	"	ND	-----	0.200	"	"	"	"	"	
Chlorobenzene	"	ND	-----	0.200	"	"	"	"	"	
Chloroethane	"	ND	-----	1.00	"	"	"	"	"	
Chloroform	"	ND	-----	0.200	"	"	"	"	"	
Chloromethane	"	ND	-----	1.00	"	"	"	"	"	
2-Chlorotoluene	"	ND	-----	0.500	"	"	"	"	"	
4-Chlorotoluene	"	ND	-----	0.500	"	"	"	"	"	
Dibromochloromethane	"	ND	-----	0.200	"	"	"	"	"	
1,2-Dibromo-3-chloropropane	"	ND	-----	0.500	"	"	"	"	"	
1,2-Dibromoethane	"	ND	-----	0.200	"	"	"	"	"	
Dibromomethane	"	ND	-----	0.200	"	"	"	"	"	
1,2-Dichlorobenzene	"	ND	-----	0.200	"	"	"	"	"	
1,3-Dichlorobenzene	"	ND	-----	0.200	"	"	"	"	"	
1,4-Dichlorobenzene	"	ND	-----	0.200	"	"	"	"	"	

TestAmerica - Seattle, WA

Kate Haney, Project Manager

The results in this report apply to the samples analyzed in accordance with the chain of custody document. This analytical report must be reproduced in its entirety.

TestAmerica
ANALYTICAL TESTING CORPORATION

SEATTLE, WA 11720 NORTH CREEK PKWY N, SUITE 400
BOTHELL, WA 98011-8244
PH: (425) 420.9200 FAX: (425) 420.9210

Sound Environmental Strategies	Project Name:	**Time Oil #01-600 - Seattle Terminal**	
2400 Airport Way South, Suite 200	Project Number:	0440-004-03	Report Created:
Seattle, WA/USA 98134-2020	Project Manager:	Dee Gardner	07/13/06 11:11

Volatile Organic Compounds by EPA Method 8260B

TestAmerica - Seattle, WA

Analyte	Method	Result	MDL*	MRL	Units	Dil	Batch	Prepared	Analyzed	Notes
BPF0621-14 (01-MW-98-20060621)		**Water**			**Sampled: 06/21/06 11:08**					
Dichlorodifluoromethane	EPA 8260B	ND	-----	0.500	ug/l	1x	6F29073	06/29/06 09:31	06/29/06 19:06	**Q-40**
1,1-Dichloroethane	"	ND	-----	0.200	"	"	"	"	"	
1,2-Dichloroethane	"	ND	-----	0.200	"	"	"	"	"	
1,1-Dichloroethene	"	ND	-----	0.200	"	"	"	"	"	
cis-1,2-Dichloroethene	"	**0.250**	-----	0.200	"	"	"	"	"	
trans-1,2-Dichloroethene	"	ND	-----	0.200	"	"	"	"	"	
1,2-Dichloropropane	"	ND	-----	0.200	"	"	"	"	"	
1,3-Dichloropropane	"	ND	-----	0.200	"	"	"	"	"	
2,2-Dichloropropane	"	ND	-----	0.500	"	"	"	"	"	
1,1-Dichloropropene	"	ND	-----	0.200	"	"	"	"	"	
cis-1,3-Dichloropropene	"	ND	-----	0.200	"	"	"	"	"	
trans-1,3-Dichloropropene	"	ND	-----	0.200	"	"	"	"	"	
Ethylbenzene	"	**66.0**	-----	0.200	"	"	"	"	"	
Hexachlorobutadiene	"	ND	-----	0.500	"	"	"	"	"	
Methyl tert-butyl ether	"	ND	-----	1.00	"	"	"	"	"	
n-Hexane	"	**10.6**	-----	1.00	"	"	"	"	"	
2-Hexanone	"	ND	-----	2.00	"	"	"	"	"	
Isopropylbenzene	"	**14.5**	-----	0.500	"	"	"	"	"	
p-Isopropyltoluene	"	**2.19**	-----	0.200	"	"	"	"	"	
4-Methyl-2-pentanone	"	ND	-----	2.00	"	"	"	"	"	
Methylene chloride	"	ND	-----	5.00	"	"	"	"	"	
Naphthalene	"	**43.1**	-----	0.500	"	"	"	"	"	
n-Propylbenzene	"	**16.2**	-----	0.500	"	"	"	"	"	
Styrene	"	ND	-----	0.500	"	"	"	"	"	
1,2,3-Trichlorobenzene	"	ND	-----	5.00	"	"	"	"	"	
1,2,4-Trichlorobenzene	"	ND	-----	0.200	"	"	"	"	"	
1,1,1,2-Tetrachloroethane	"	ND	-----	0.200	"	"	"	"	"	
1,1,2,2-Tetrachloroethane	"	ND	-----	0.500	"	"	"	"	"	
Tetrachloroethene	"	ND	-----	0.200	"	"	"	"	"	
Toluene	"	**29.3**	-----	0.200	"	"	"	"	"	
1,1,1-Trichloroethane	"	ND	-----	0.200	"	"	"	"	"	
1,1,2-Trichloroethane	"	ND	-----	0.200	"	"	"	"	"	
Trichloroethene	"	ND	-----	0.200	"	"	"	"	"	
Trichlorofluoromethane	"	ND	-----	0.500	"	"	"	"	"	
1,2,3-Trichloropropane	"	ND	-----	0.500	"	"	"	"	"	
1,2,4-Trimethylbenzene	"	**12.6**	-----	0.200	"	"	"	"	"	
1,3,5-Trimethylbenzene	"	**7.37**	-----	0.500	"	"	"	"	"	
Vinyl chloride	"	ND	-----	0.200	"	"	"	"	"	
o-Xylene	"	**8.39**	-----	0.250	"	"	"	"	"	
m,p-Xylene	"	**35.7**	-----	0.500	"	"	"	"	"	
Total Xylenes	"	**44.1**	-----	0.750	"	"	"	"	"	
Surrogate(s): 1,2-DCA-d4		*73.0%*		*70 - 130 %*	"				"	

TestAmerica - Seattle, WA

The results in this report apply to the samples analyzed in accordance with the chain of custody document. This analytical report must be reproduced in its entirety.

Kate Haney, Project Manager

TestAmerica
ANALYTICAL TESTING CORPORATION

SEATTLE, WA 11720 NORTH CREEK PKWY N, SUITE 400
BOTHELL, WA 98011-8244
PH: (425) 420.9200 FAX: (425) 420.9210

Sound Environmental Strategies	Project Name:	**Time Oil #01-600 - Seattle Terminal**	
2400 Airport Way South, Suite 200	Project Number:	0440-004-03	Report Created:
Seattle, WA/USA 98134-2020	Project Manager:	Dee Gardner	07/13/06 11:11

Volatile Organic Compounds by EPA Method 8260B

TestAmerica - Seattle, WA

Analyte	Method	Result	MDL*	MRL	Units	Dil	Batch	Prepared	Analyzed	Notes
BPF0621-14 (01-MW-98-20060621)		**Water**			**Sampled: 06/21/06 11:08**					
Toluene-d8		*102%*			*70 - 130 %*	*1x*			*06/29/06 19:06*	
4-BFB		*101%*			*70 - 130 %*	*"*			*"*	
BPF0621-14RE1 (01-MW-98-20060621)		**Water**			**Sampled: 06/21/06 11:08**					
Benzene	EPA 8260B	**4020**	-----	20.0	ug/l	100x	6F29073	06/29/06 09:31	06/29/06 21:12	
Surrogate(s): 1,2-DCA-d4		*75.5%*			*70 - 130 %*	*1x*			*"*	
Toluene-d8		*101%*			*70 - 130 %*	*"*			*"*	
4-BFB		*97.5%*			*70 - 130 %*	*"*			*"*	
BPF0621-15 (Trip Blank)		**Water**			**Sampled: 06/19/06 08:00**					
Acetone	EPA 8260B	ND	-----	10.0	ug/l	1x	6F29073	06/29/06 09:31	06/29/06 12:24	
Benzene	"	ND	-----	0.200	"	"	"	"	"	
Bromobenzene	"	ND	-----	0.500	"	"	"	"	"	
Bromochloromethane	"	ND	-----	0.200	"	"	"	"	"	
Bromodichloromethane	"	ND	-----	0.200	"	"	"	"	"	
Bromoform	"	ND	-----	0.200	"	"	"	"	"	
Bromomethane	"	ND	-----	2.00	"	"	"	"	"	
2-Butanone	"	ND	-----	2.00	"	"	"	"	"	
n-Butylbenzene	"	ND	-----	0.200	"	"	"	"	"	
sec-Butylbenzene	"	ND	-----	0.200	"	"	"	"	"	
tert-Butylbenzene	"	ND	-----	0.500	"	"	"	"	"	
Carbon disulfide	"	ND	-----	0.500	"	"	"	"	"	
Carbon tetrachloride	"	ND	-----	0.200	"	"	"	"	"	
Chlorobenzene	"	ND	-----	0.200	"	"	"	"	"	
Chloroethane	"	ND	-----	1.00	"	"	"	"	"	
Chloroform	"	ND	-----	0.200	"	"	"	"	"	
Chloromethane	"	ND	-----	1.00	"	"	"	"	"	
2-Chlorotoluene	"	ND	-----	0.500	"	"	"	"	"	
4-Chlorotoluene	"	ND	-----	0.500	"	"	"	"	"	
Dibromochloromethane	"	ND	-----	0.200	"	"	"	"	"	
1,2-Dibromo-3-chloropropane	"	ND	-----	0.500	"	"	"	"	"	
1,2-Dibromoethane	"	ND	-----	0.200	"	"	"	"	"	
Dibromomethane	"	ND	-----	0.200	"	"	"	"	"	
1,2-Dichlorobenzene	"	ND	-----	0.200	"	"	"	"	"	
1,3-Dichlorobenzene	"	ND	-----	0.200	"	"	"	"	"	
1,4-Dichlorobenzene	"	ND	-----	0.200	"	"	"	"	"	
Dichlorodifluoromethane	"	ND	-----	0.500	"	"	"	"	"	Q-40
1,1-Dichloroethane	"	ND	-----	0.200	"	"	"	"	"	
1,2-Dichloroethane	"	ND	-----	0.200	"	"	"	"	"	
1,1-Dichloroethene	"	ND	-----	0.200	"	"	"	"	"	
cis-1,2-Dichloroethene	"	ND	-----	0.200	"	"	"	"	"	

TestAmerica - Seattle, WA

Kate Haney, Project Manager

The results in this report apply to the samples analyzed in accordance with the chain of custody document. This analytical report must be reproduced in its entirety.

TestAmerica
ANALYTICAL TESTING CORPORATION

SEATTLE, WA 11720 NORTH CREEK PKWY N, SUITE 400
BOTHELL, WA 98011-8244
PH: (425) 420.9200 FAX: (425) 420.9210

Sound Environmental Strategies	Project Name:	**Time Oil #01-600 - Seattle Terminal**	
2400 Airport Way South, Suite 200	Project Number:	0440-004-03	Report Created:
Seattle, WA/USA 98134-2020	Project Manager:	Dee Gardner	07/13/06 11:11

Volatile Organic Compounds by EPA Method 8260B

TestAmerica - Seattle, WA

Analyte	Method	Result	MDL*	MRL	Units	Dil	Batch	Prepared	Analyzed	Notes
BPF0621-15 (Trip Blank)		**Water**			**Sampled: 06/19/06 08:00**					
trans-1,2-Dichloroethene	EPA 8260B	ND	-----	0.200	ug/l	1x	6F29073	06/29/06 09:31	06/29/06 12:24	
1,2-Dichloropropane	"	ND	-----	0.200	"	"	"	"	"	
1,3-Dichloropropane	"	ND	-----	0.200	"	"	"	"	"	
2,2-Dichloropropane	"	ND	-----	0.500	"	"	"	"	"	
1,1-Dichloropropene	"	ND	-----	0.200	"	"	"	"	"	
cis-1,3-Dichloropropene	"	ND	-----	0.200	"	"	"	"	"	
trans-1,3-Dichloropropene	"	ND	-----	0.200	"	"	"	"	"	
Ethylbenzene	"	ND	-----	0.200	"	"	"	"	"	
Hexachlorobutadiene	"	ND	-----	0.500	"	"	"	"	"	
Methyl tert-butyl ether	"	ND	-----	1.00	"	"	"	"	"	
n-Hexane	"	ND	-----	1.00	"	"	"	"	"	
2-Hexanone	"	ND	-----	2.00	"	"	"	"	"	
Isopropylbenzene	"	ND	-----	0.500	"	"	"	"	"	
p-Isopropyltoluene	"	ND	-----	0.200	"	"	"	"	"	
4-Methyl-2-pentanone	"	ND	-----	2.00	"	"	"	"	"	
Methylene chloride	"	ND	-----	5.00	"	"	"	"	"	
Naphthalene	"	ND	-----	0.500	"	"	"	"	"	
n-Propylbenzene	"	ND	-----	0.500	"	"	"	"	"	
Styrene	"	ND	-----	0.500	"	"	"	"	"	
1,2,3-Trichlorobenzene	"	ND	-----	5.00	"	"	"	"	"	
1,2,4-Trichlorobenzene	"	ND	-----	0.200	"	"	"	"	"	
1,1,1,2-Tetrachloroethane	"	ND	-----	0.200	"	"	"	"	"	
1,1,2,2-Tetrachloroethane	"	ND	-----	0.500	"	"	"	"	"	
Tetrachloroethene	"	ND	-----	0.200	"	"	"	"	"	
Toluene	"	ND	-----	0.200	"	"	"	"	"	
1,1,1-Trichloroethane	"	ND	-----	0.200	"	"	"	"	"	
1,1,2-Trichloroethane	"	ND	-----	0.200	"	"	"	"	"	
Trichloroethene	"	ND	-----	0.200	"	"	"	"	"	
Trichlorofluoromethane	"	ND	-----	0.500	"	"	"	"	"	
1,2,3-Trichloropropane	"	ND	-----	0.500	"	"	"	"	"	
1,2,4-Trimethylbenzene	"	ND	-----	0.200	"	"	"	"	"	
1,3,5-Trimethylbenzene	"	ND	-----	0.500	"	"	"	"	"	
Vinyl chloride	"	ND	-----	0.200	"	"	"	"	"	
o-Xylene	"	ND	-----	0.250	"	"	"	"	"	
m,p-Xylene	"	ND	-----	0.500	"	"	"	"	"	
Total Xylenes	"	ND	-----	0.750	"	"	"	"	"	
Surrogate(s): *1,2-DCA-d4*			*84.8%*		*70 - 130 %*	"			"	
Toluene-d8			*100%*		*70 - 130 %*	"			"	
4-BFB			*101%*		*70 - 130 %*	"			"	

TestAmerica - Seattle, WA

Kate Haney, Project Manager

The results in this report apply to the samples analyzed in accordance with the chain of custody document. This analytical report must be reproduced in its entirety.

TestAmerica
ANALYTICAL TESTING CORPORATION

SEATTLE, WA 11720 NORTH CREEK PKWY N, SUITE 400
BOTHELL, WA 98011-8244
PH: (425) 420.9200 FAX: (425) 420.9210

Sound Environmental Strategies	Project Name:	**Time Oil #01-600 - Seattle Terminal**	
2400 Airport Way South, Suite 200	Project Number:	0440-004-03	Report Created:
Seattle, WA/USA 98134-2020	Project Manager:	Dee Gardner	07/13/06 11:11

Oxygenates by EPA Method 8260B

TestAmerica - Seattle, WA

Analyte	Method	Result	MDL*	MRL	Units	Dil	Batch	Prepared	Analyzed	Notes
BPF0621-01 (01-MW-01-20060621)		**Water**			**Sampled: 06/21/06 12:25**					
tert-Amyl Methyl Ether	EPA 8260B	ND	-----	1.00	ug/l	1x	6G03016	07/03/06 08:45	07/03/06 12:23	
tert-Butyl Alcohol	"	ND	-----	50.0	"	"	"	"	"	
1,2-Dibromoethane	"	ND	-----	1.00	"	"	"	"	"	
1,2-Dichloroethane	"	ND	-----	1.00	"	"	"	"	"	
Diisopropyl ether	"	ND	-----	1.00	"	"	"	"	"	
Ethyl tert-butyl ether	"	ND	-----	1.00	"	"	"	"	"	
Ethanol	"	ND	-----	250	"	"	"	"	"	
Methyl tert-butyl ether	"	ND	-----	5.00	"	"	"	"	"	
Surrogate(s): 1,2-DCA-d4			*102%*		*70 - 130 %*	"			"	
Toluene-d8			*102%*		*75 - 125 %*	"			"	
4-BFB			*103%*		*75 - 125 %*	"			"	
BPF0621-02 (01-MW-03-20060621)		**Water**			**Sampled: 06/21/06 10:53**					**A-01**
tert-Amyl Methyl Ether	EPA 8260B	ND	-----	100	ug/l	100x	6G03016	07/03/06 08:45	07/03/06 15:09	
tert-Butyl Alcohol	"	ND	-----	5000	"	"	"	"	"	
1,2-Dibromoethane	"	ND	-----	100	"	"	"	"	"	
1,2-Dichloroethane	"	ND	-----	100	"	"	"	"	"	
Diisopropyl ether	"	ND	-----	100	"	"	"	"	"	
Ethyl tert-butyl ether	"	ND	-----	100	"	"	"	"	"	
Ethanol	"	ND	-----	25000	"	"	"	"	"	
Methyl tert-butyl ether	"	ND	-----	500	"	"	"	"	"	
Surrogate(s): 1,2-DCA-d4			*99.0%*		*70 - 130 %*	*1x*			"	
Toluene-d8			*103%*		*75 - 125 %*	"			"	
4-BFB			*104%*		*75 - 125 %*	"			"	
BPF0621-03 (01-MW-04-20060621)		**Water**			**Sampled: 06/21/06 12:00**					**A-01**
tert-Amyl Methyl Ether	EPA 8260B	ND	-----	40.0	ug/l	40x	6G03016	07/03/06 08:45	07/03/06 15:36	
tert-Butyl Alcohol	"	ND	-----	2000	"	"	"	"	"	
1,2-Dibromoethane	"	ND	-----	40.0	"	"	"	"	"	
1,2-Dichloroethane	"	ND	-----	40.0	"	"	"	"	"	
Diisopropyl ether	"	ND	-----	40.0	"	"	"	"	"	
Ethyl tert-butyl ether	"	ND	-----	40.0	"	"	"	"	"	
Ethanol	"	ND	-----	10000	"	"	"	"	"	
Methyl tert-butyl ether	"	ND	-----	200	"	"	"	"	"	
Surrogate(s): 1,2-DCA-d4			*99.0%*		*70 - 130 %*	*1x*			"	
Toluene-d8			*102%*		*75 - 125 %*	"			"	
4-BFB			*100%*		*75 - 125 %*	"			"	

TestAmerica - Seattle, WA

Kate Haney, Project Manager

The results in this report apply to the samples analyzed in accordance with the chain of custody document. This analytical report must be reproduced in its entirety.

TestAmerica
ANALYTICAL TESTING CORPORATION

SEATTLE, WA 11720 NORTH CREEK PKWY N, SUITE 400
BOTHELL, WA 98011-8244
PH: (425) 420.9200 FAX: (425) 420.9210

Sound Environmental Strategies	Project Name:	**Time Oil #01-600 - Seattle Terminal**	
2400 Airport Way South, Suite 200	Project Number:	0440-004-03	Report Created:
Seattle, WA/USA 98134-2020	Project Manager:	Dee Gardner	07/13/06 11:11

Oxygenates by EPA Method 8260B

TestAmerica - Seattle, WA

Analyte	Method	Result	MDL*	MRL	Units	Dil	Batch	Prepared	Analyzed	Notes
BPF0621-04 (01-MW-11-20060621)		**Water**			**Sampled: 06/21/06 11:20**					**A-01**
tert-Amyl Methyl Ether	EPA 8260B	ND	-----	1.00	ug/l	1x	6G03016	07/03/06 08:45	07/03/06 12:50	
tert-Butyl Alcohol	"	ND	-----	50.0	"	"	"	"	"	
1,2-Dibromoethane	"	ND	-----	1.00	"	"	"	"	"	
1,2-Dichloroethane	"	**2.85**	-----	1.00	"	"	"	"	"	
Diisopropyl ether	"	ND	-----	1.00	"	"	"	"	"	
Ethyl tert-butyl ether	"	ND	-----	1.00	"	"	"	"	"	
Ethanol	"	ND	-----	250	"	"	"	"	"	
Methyl tert-butyl ether	"	ND	-----	5.00	"	"	"	"	"	
Surrogate(s): 1,2-DCA-d4			*100%*		*70 - 130 %*	"			"	
Toluene-d8			*104%*		*75 - 125 %*	"			"	
4-BFB			*102%*		*75 - 125 %*	"			"	
BPF0621-05 (01-MW-12-20060621)		**Water**			**Sampled: 06/21/06 15:15**					**A-01**
tert-Amyl Methyl Ether	EPA 8260B	ND	-----	10.0	ug/l	10x	6G03016	07/03/06 08:45	07/03/06 16:02	
tert-Butyl Alcohol	"	ND	-----	500	"	"	"	"	"	
1,2-Dibromoethane	"	ND	-----	10.0	"	"	"	"	"	
1,2-Dichloroethane	"	**65.5**	-----	10.0	"	"	"	"	"	
Diisopropyl ether	"	ND	-----	10.0	"	"	"	"	"	
Ethyl tert-butyl ether	"	ND	-----	10.0	"	"	"	"	"	
Ethanol	"	ND	-----	2500	"	"	"	"	"	
Methyl tert-butyl ether	"	ND	-----	50.0	"	"	"	"	"	
Surrogate(s): 1,2-DCA-d4			*96.0%*		*70 - 130 %*	*1x*			"	
Toluene-d8			*101%*		*75 - 125 %*	"			"	
4-BFB			*102%*		*75 - 125 %*	"			"	
BPF0621-06 (01-MW-13-20060621)		**Water**			**Sampled: 06/21/06 15:10**					**A-01**
tert-Amyl Methyl Ether	EPA 8260B	ND	-----	1.00	ug/l	1x	6G03016	07/03/06 08:45	07/03/06 13:17	
tert-Butyl Alcohol	"	ND	-----	50.0	"	"	"	"	"	
1,2-Dibromoethane	"	ND	-----	1.00	"	"	"	"	"	
1,2-Dichloroethane	"	**3.02**	-----	1.00	"	"	"	"	"	
Diisopropyl ether	"	ND	-----	1.00	"	"	"	"	"	
Ethyl tert-butyl ether	"	ND	-----	1.00	"	"	"	"	"	
Ethanol	"	ND	-----	250	"	"	"	"	"	
Methyl tert-butyl ether	"	ND	-----	5.00	"	"	"	"	"	
Surrogate(s): 1,2-DCA-d4			*99.5%*		*70 - 130 %*	"			"	
Toluene-d8			*103%*		*75 - 125 %*	"			"	
4-BFB			*102%*		*75 - 125 %*	"			"	

TestAmerica - Seattle, WA

The results in this report apply to the samples analyzed in accordance with the chain of custody document. This analytical report must be reproduced in its entirety.

Kate Haney, Project Manager

TestAmerica
ANALYTICAL TESTING CORPORATION

SEATTLE, WA 11720 NORTH CREEK PKWY N, SUITE 400
BOTHELL, WA 98011-8244
PH: (425) 420.9200 FAX: (425) 420.9210

Sound Environmental Strategies	Project Name:	**Time Oil #01-600 - Seattle Terminal**	
2400 Airport Way South, Suite 200	Project Number:	0440-004-03	Report Created:
Seattle, WA/USA 98134-2020	Project Manager:	Dee Gardner	07/13/06 11:11

Oxygenates by EPA Method 8260B

TestAmerica - Seattle, WA

Analyte	Method	Result	MDL*	MRL	Units	Dil	Batch	Prepared	Analyzed	Notes
BPF0621-07 (01-MW-17-20060621)		**Water**			**Sampled: 06/21/06 14:19**					
tert-Amyl Methyl Ether	EPA 8260B	ND	-----	1.00	ug/l	1x	6G03016	07/03/06 08:45	07/03/06 11:30	
tert-Butyl Alcohol	"	ND	-----	50.0	"	"	"	"	"	
1,2-Dibromoethane	"	ND	-----	1.00	"	"	"	"	"	
1,2-Dichloroethane	"	ND	-----	1.00	"	"	"	"	"	
Diisopropyl ether	"	ND	-----	1.00	"	"	"	"	"	
Ethyl tert-butyl ether	"	ND	-----	1.00	"	"	"	"	"	
Ethanol	"	ND	-----	250	"	"	"	"	"	
Methyl tert-butyl ether	"	ND	-----	5.00	"	"	"	"	"	
Surrogate(s): 1,2-DCA-d4			*102%*		*70 - 130 %*	"			"	
Toluene-d8			*103%*		*75 - 125 %*	"			"	
4-BFB			*105%*		*75 - 125 %*	"			"	
BPF0621-08 (01-MW-21-20060621)		**Water**			**Sampled: 06/21/06 14:25**					
tert-Amyl Methyl Ether	EPA 8260B	ND	-----	1.00	ug/l	1x	6G03016	07/03/06 08:45	07/03/06 11:57	
tert-Butyl Alcohol	"	ND	-----	50.0	"	"	"	"	"	
1,2-Dibromoethane	"	ND	-----	1.00	"	"	"	"	"	
1,2-Dichloroethane	"	**1.04**	-----	1.00	"	"	"	"	"	
Diisopropyl ether	"	ND	-----	1.00	"	"	"	"	"	
Ethyl tert-butyl ether	"	ND	-----	1.00	"	"	"	"	"	
Ethanol	"	ND	-----	250	"	"	"	"	"	
Methyl tert-butyl ether	"	ND	-----	5.00	"	"	"	"	"	
Surrogate(s): 1,2-DCA-d4			*100%*		*70 - 130 %*	"			"	
Toluene-d8			*102%*		*75 - 125 %*	"			"	
4-BFB			*98.5%*		*75 - 125 %*	"			"	
BPF0621-09 (01-MW-26-20060621)		**Water**			**Sampled: 06/21/06 13:25**					**A-01**
tert-Amyl Methyl Ether	EPA 8260B	ND	-----	2.00	ug/l	2x	6G03016	07/03/06 08:45	07/03/06 16:29	
tert-Butyl Alcohol	"	ND	-----	100	"	"	"	"	"	
1,2-Dibromoethane	"	ND	-----	2.00	"	"	"	"	"	
1,2-Dichloroethane	"	ND	-----	2.00	"	"	"	"	"	
Diisopropyl ether	"	ND	-----	2.00	"	"	"	"	"	
Ethyl tert-butyl ether	"	ND	-----	2.00	"	"	"	"	"	
Ethanol	"	ND	-----	500	"	"	"	"	"	
Methyl tert-butyl ether	"	ND	-----	10.0	"	"	"	"	"	
Surrogate(s): 1,2-DCA-d4			*99.5%*		*70 - 130 %*	*1x*			"	
Toluene-d8			*102%*		*75 - 125 %*	"			"	
4-BFB			*101%*		*75 - 125 %*	"			"	

TestAmerica - Seattle, WA

Kate Haney, Project Manager

The results in this report apply to the samples analyzed in accordance with the chain of custody document. This analytical report must be reproduced in its entirety.

TestAmerica
ANALYTICAL TESTING CORPORATION

SEATTLE, WA 11720 NORTH CREEK PKWY N, SUITE 400
BOTHELL, WA 98011-8244
PH: (425) 420.9200 FAX: (425) 420.9210

Sound Environmental Strategies	Project Name:	**Time Oil #01-600 - Seattle Terminal**	
2400 Airport Way South, Suite 200	Project Number:	0440-004-03	Report Created:
Seattle, WA/USA 98134-2020	Project Manager:	Dee Gardner	07/13/06 11:11

Oxygenates by EPA Method 8260B

TestAmerica - Seattle, WA

Analyte	Method	Result	MDL*	MRL	Units	Dil	Batch	Prepared	Analyzed	Notes
BPF0621-10 (01-MW-27-20060621)		**Water**			**Sampled: 06/21/06 12:50**					
tert-Amyl Methyl Ether	EPA 8260B	ND	-----	10.0	ug/l	10x	6G05042	07/05/06 08:04	07/05/06 15:35	
tert-Butyl Alcohol	"	ND	-----	500	"	"	"	"	"	
1,2-Dibromoethane	"	ND	-----	10.0	"	"	"	"	"	
1,2-Dichloroethane	"	ND	-----	10.0	"	"	"	"	"	
Diisopropyl ether	"	ND	-----	10.0	"	"	"	"	"	
Ethyl tert-butyl ether	"	ND	-----	10.0	"	"	"	"	"	Q-40
Ethanol	"	ND	-----	2500	"	"	"	"	"	
Methyl tert-butyl ether	"	ND	-----	50.0	"	"	"	"	"	
Surrogate(s): 1,2-DCA-d4			*96.5%*		*70 - 130 %*	*1x*			*"*	
Toluene-d8			*99.0%*		*75 - 125 %*	*"*			*"*	
4-BFB			*104%*		*75 - 125 %*	*"*			*"*	
BPF0621-11 (01-MW-30-20060621)		**Water**			**Sampled: 06/21/06 16:35**					**A-01**
tert-Amyl Methyl Ether	EPA 8260B	ND	-----	1.00	ug/l	1x	6G03016	07/03/06 08:45	07/03/06 13:44	
tert-Butyl Alcohol	"	ND	-----	50.0	"	"	"	"	"	
1,2-Dibromoethane	"	ND	-----	1.00	"	"	"	"	"	
1,2-Dichloroethane	"	ND	-----	1.00	"	"	"	"	"	
Diisopropyl ether	"	ND	-----	1.00	"	"	"	"	"	
Ethyl tert-butyl ether	"	ND	-----	1.00	"	"	"	"	"	
Ethanol	"	ND	-----	250	"	"	"	"	"	
Methyl tert-butyl ether	"	ND	-----	5.00	"	"	"	"	"	
Surrogate(s): 1,2-DCA-d4			*100%*		*70 - 130 %*	*"*			*"*	
Toluene-d8			*102%*		*75 - 125 %*	*"*			*"*	
4-BFB			*104%*		*75 - 125 %*	*"*			*"*	
BPF0621-12 (02-MW-05-20060621)		**Water**			**Sampled: 06/21/06 10:15**					**A-01**
tert-Amyl Methyl Ether	EPA 8260B	ND	-----	1.00	ug/l	1x	6G03016	07/03/06 08:45	07/03/06 14:10	
tert-Butyl Alcohol	"	ND	-----	50.0	"	"	"	"	"	
1,2-Dibromoethane	"	ND	-----	1.00	"	"	"	"	"	
1,2-Dichloroethane	"	ND	-----	1.00	"	"	"	"	"	
Diisopropyl ether	"	ND	-----	1.00	"	"	"	"	"	
Ethyl tert-butyl ether	"	ND	-----	1.00	"	"	"	"	"	
Ethanol	"	ND	-----	250	"	"	"	"	"	
Methyl tert-butyl ether	"	ND	-----	5.00	"	"	"	"	"	
Surrogate(s): 1,2-DCA-d4			*102%*		*70 - 130 %*	*"*			*"*	
Toluene-d8			*102%*		*75 - 125 %*	*"*			*"*	
4-BFB			*101%*		*75 - 125 %*	*"*			*"*	

TestAmerica - Seattle, WA

The results in this report apply to the samples analyzed in accordance with the chain of custody document. This analytical report must be reproduced in its entirety.

Kate Haney, Project Manager

TestAmerica
ANALYTICAL TESTING CORPORATION

SEATTLE, WA 11720 NORTH CREEK PKWY N, SUITE 400
BOTHELL, WA 98011-8244
PH: (425) 420.9200 FAX: (425) 420.9210

Sound Environmental Strategies	Project Name:	**Time Oil #01-600 - Seattle Terminal**	
2400 Airport Way South, Suite 200	Project Number:	0440-004-03	Report Created:
Seattle, WA/USA 98134-2020	Project Manager:	Dee Gardner	07/13/06 11:11

Oxygenates by EPA Method 8260B

TestAmerica - Seattle, WA

Analyte	Method	Result	MDL*	MRL	Units	Dil	Batch	Prepared	Analyzed	Notes
BPF0621-13 (02-MW-08-20060621)		**Water**			**Sampled: 06/21/06 16:30**					**A-01**
tert-Amyl Methyl Ether	EPA 8260B	ND	-----	1.00	ug/l	1x	6G03016	07/03/06 08:45	07/03/06 14:37	
tert-Butyl Alcohol	"	ND	-----	50.0	"	"	"	"	"	
1,2-Dibromoethane	"	ND	-----	1.00	"	"	"	"	"	
1,2-Dichloroethane	"	ND	-----	1.00	"	"	"	"	"	
Diisopropyl ether	"	ND	-----	1.00	"	"	"	"	"	
Ethyl tert-butyl ether	"	ND	-----	1.00	"	"	"	"	"	
Ethanol	"	ND	-----	250	"	"	"	"	"	
Methyl tert-butyl ether	"	ND	-----	5.00	"	"	"	"	"	
Surrogate(s): 1,2-DCA-d4			*102%*		*70 - 130 %*	"			"	
Toluene-d8			*103%*		*75 - 125 %*	"			"	
4-BFB			*107%*		*75 - 125 %*	"			"	
BPF0621-14 (01-MW-98-20060621)		**Water**			**Sampled: 06/21/06 11:08**					**A-01**
tert-Amyl Methyl Ether	EPA 8260B	ND	-----	100	ug/l	100x	6G03016	07/03/06 08:45	07/03/06 17:22	
tert-Butyl Alcohol	"	ND	-----	5000	"	"	"	"	"	
1,2-Dibromoethane	"	ND	-----	100	"	"	"	"	"	
1,2-Dichloroethane	"	ND	-----	100	"	"	"	"	"	
Diisopropyl ether	"	ND	-----	100	"	"	"	"	"	
Ethyl tert-butyl ether	"	ND	-----	100	"	"	"	"	"	
Ethanol	"	ND	-----	25000	"	"	"	"	"	
Methyl tert-butyl ether	"	ND	-----	500	"	"	"	"	"	
Surrogate(s): 1,2-DCA-d4			*99.5%*		*70 - 130 %*	*1x*			"	
Toluene-d8			*100%*		*75 - 125 %*	"			"	
4-BFB			*106%*		*75 - 125 %*	"			"	
BPF0621-15 (Trip Blank)		**Water**			**Sampled: 06/19/06 08:00**					**A-01**
tert-Amyl Methyl Ether	EPA 8260B	ND	-----	1.00	ug/l	1x	6G03016	07/03/06 08:45	07/03/06 11:03	
tert-Butyl Alcohol	"	ND	-----	50.0	"	"	"	"	"	
1,2-Dibromoethane	"	ND	-----	1.00	"	"	"	"	"	
1,2-Dichloroethane	"	ND	-----	1.00	"	"	"	"	"	
Diisopropyl ether	"	ND	-----	1.00	"	"	"	"	"	
Ethyl tert-butyl ether	"	ND	-----	1.00	"	"	"	"	"	
Ethanol	"	ND	-----	250	"	"	"	"	"	
Methyl tert-butyl ether	"	ND	-----	5.00	"	"	"	"	"	
Surrogate(s): 1,2-DCA-d4			*100%*		*70 - 130 %*	"			"	
Toluene-d8			*104%*		*75 - 125 %*	"			"	
4-BFB			*104%*		*75 - 125 %*	"			"	

TestAmerica - Seattle, WA

Kate Haney, Project Manager

The results in this report apply to the samples analyzed in accordance with the chain of custody document. This analytical report must be reproduced in its entirety.

TestAmerica
ANALYTICAL TESTING CORPORATION

SEATTLE, WA 11720 NORTH CREEK PKWY N, SUITE 400
BOTHELL, WA 98011-8244
PH: (425) 420.9200 FAX: (425) 420.9210

Sound Environmental Strategies	Project Name:	**Time Oil #01-600 - Seattle Terminal**	
2400 Airport Way South, Suite 200	Project Number:	0440-004-03	Report Created:
Seattle, WA/USA 98134-2020	Project Manager:	Dee Gardner	07/13/06 11:11

Volatile Petroleum Products by NWTPH-Gx - Laboratory Quality Control Results

TestAmerica - Seattle, WA

QC Batch: 6F29062 **Water Preparation Method: EPA 5030B (P/T)**

Analyte	Method	Result	MDL*	MRL	Units	Dil	Source Result	Spike Amt	% REC	(Limits)	% RPD	(Limits)	Analyzed	Notes
Blank (6F29062-BLK1)								**Extracted: 06/29/06 11:00**						
Gasoline Range Hydrocarbons	NWTPH-Gx	ND	---	50.0	ug/l	1x	--	--	--	--	--	--	06/29/06 12:10	
Surrogate(s): 4-BFB (FID)		*Recovery: 79.3%*			*Limits: 58-144%*	*"*							*06/29/06 12:10*	
LCS (6F29062-BS1)								**Extracted: 06/29/06 11:00**						
Gasoline Range Hydrocarbons	NWTPH-Gx	992	---	50.0	ug/l	1x	--	1000	99.2%	(80-120)	--	--	06/29/06 12:59	
Surrogate(s): 4-BFB (FID)		*Recovery: 100%*			*Limits: 58-144%*	*"*							*06/29/06 12:59*	
Duplicate (6F29062-DUP1)							**QC Source: BPF0540-01**	**Extracted: 06/29/06 11:00**						
Gasoline Range Hydrocarbons	NWTPH-Gx	6440	---	250	ug/l	5x	6360	--	--	--	1.25%	(25)	06/29/06 23:02	
Surrogate(s): 4-BFB (FID)		*Recovery: 109%*			*Limits: 58-144%*	*1x*							*06/29/06 23:02*	
Duplicate (6F29062-DUP2)							**QC Source: BPF0621-01**	**Extracted: 06/29/06 11:00**						
Gasoline Range Hydrocarbons	NWTPH-Gx	ND	---	50.0	ug/l	1x	ND	--	--	--	4.12%	(25)	06/29/06 18:07	
Surrogate(s): 4-BFB (FID)		*Recovery: 90.8%*			*Limits: 58-144%*	*"*							*06/29/06 18:07*	
Matrix Spike (6F29062-MS1)							**QC Source: BPF0621-01**	**Extracted: 06/29/06 11:00**						
Gasoline Range Hydrocarbons	NWTPH-Gx	1020	---	50.0	ug/l	1x	37.2	1000	98.3%	(75-131)	--	--	06/29/06 19:29	
Surrogate(s): 4-BFB (FID)		*Recovery: 108%*			*Limits: 58-144%*	*"*							*06/29/06 19:29*	

QC Batch: 6F30037 **Water Preparation Method: EPA 5030B (P/T)**

Analyte	Method	Result	MDL*	MRL	Units	Dil	Source Result	Spike Amt	% REC	(Limits)	% RPD	(Limits)	Analyzed	Notes
Blank (6F30037-BLK1)								**Extracted: 06/30/06 08:34**						
Gasoline Range Hydrocarbons	NWTPH-Gx	ND	---	50.0	ug/l	1x	--	--	--	--	--	--	06/30/06 11:39	
Surrogate(s): 4-BFB (FID)		*Recovery: 93.7%*			*Limits: 58-144%*	*"*							*06/30/06 11:39*	
LCS (6F30037-BS1)								**Extracted: 06/30/06 08:34**						
Gasoline Range Hydrocarbons	NWTPH-Gx	914	---	50.0	ug/l	1x	--	1000	91.4%	(80-120)	--	--	06/30/06 12:10	
Surrogate(s): 4-BFB (FID)		*Recovery: 104%*			*Limits: 58-144%*	*"*							*06/30/06 12:10*	
Duplicate (6F30037-DUP1)							**QC Source: BPF0621-03**	**Extracted: 06/30/06 08:34**						
Gasoline Range Hydrocarbons	NWTPH-Gx	7310	---	250	ug/l	5x	7270	--	--	--	0.549%	(25)	06/30/06 19:08	
Surrogate(s): 4-BFB (FID)		*Recovery: 105%*			*Limits: 58-144%*	*1x*							*06/30/06 19:08*	
Matrix Spike (6F30037-MS1)							**QC Source: BPF0621-03**	**Extracted: 06/30/06 08:34**						
Gasoline Range Hydrocarbons	NWTPH-Gx	12300	---	250	ug/l	5x	7270	5000	101%	(75-131)	--	--	06/30/06 21:40	
Surrogate(s): 4-BFB (FID)		*Recovery: 120%*			*Limits: 58-144%*	*1x*							*06/30/06 21:40*	

TestAmerica - Seattle, WA

The results in this report apply to the samples analyzed in accordance with the chain of custody document. This analytical report must be reproduced in its entirety.

Kate Haney, Project Manager

TestAmerica
ANALYTICAL TESTING CORPORATION

SEATTLE, WA 11720 NORTH CREEK PKWY N, SUITE 400
BOTHELL, WA 98011-8244
PH: (425) 420.9200 FAX: (425) 420.9210

Sound Environmental Strategies	Project Name:	**Time Oil #01-600 - Seattle Terminal**	
2400 Airport Way South, Suite 200	Project Number:	0440-004-03	Report Created:
Seattle, WA/USA 98134-2020	Project Manager:	Dee Gardner	07/13/06 11:11

Volatile Petroleum Products by NWTPH-Gx - Laboratory Quality Control Results

TestAmerica - Seattle, WA

TestAmerica - Seattle, WA

Kate Haney, Project Manager

The results in this report apply to the samples analyzed in accordance with the chain of custody document. This analytical report must be reproduced in its entirety.

TestAmerica
ANALYTICAL TESTING CORPORATION

SEATTLE, WA 11720 NORTH CREEK PKWY N, SUITE 400
BOTHELL, WA 98011-8244
PH: (425) 420.9200 FAX: (425) 420.9210

Sound Environmental Strategies	Project Name:	**Time Oil #01-600 - Seattle Terminal**	
2400 Airport Way South, Suite 200	Project Number:	0440-004-03	Report Created:
Seattle, WA/USA 98134-2020	Project Manager:	Dee Gardner	07/13/06 11:11

Semivolatile Petroleum Products by NWTPH-Dx (w/o Acid/Silica Gel Clean-up) - Laboratory Quality Control Results

TestAmerica - Seattle, WA

QC Batch: 6F26037 **Water Preparation Method: EPA 3520C**

Analyte	Method	Result	MDL*	MRL	Units	Dil	Source Result	Spike Amt	% REC	(Limits)	% RPD	(Limits)	Analyzed	Notes
Blank (6F26037-BLK1)								**Extracted: 06/26/06 10:52**						
Diesel Range Hydrocarbons	NWTPH-Dx	ND	---	250	ug/l	1x	--	--	--	--	--	--	07/01/06 00:20	
Lube Oil Range Hydrocarbons	"	ND	---	500	"	"	--	--	--	--	--	--	"	
Surrogate(s): 2-FBP		*Recovery: 81.6%*			*Limits: 50-150%*	"							*07/01/06 00:20*	
Octacosane		*95.2%*			*50-150%*	"							"	
LCS (6F26037-BS1)								**Extracted: 06/26/06 10:52**						
Diesel Range Hydrocarbons	NWTPH-Dx	2080	---	250	ug/l	1x	--	2000	104%	(58-125)	--	--	07/01/06 00:49	
Lube Oil Range Hydrocarbons	"	1890	---	500	"	"	--	"	94.5%	(60-140)	--	--	"	
Surrogate(s): 2-FBP		*Recovery: 99.2%*			*Limits: 50-150%*	"							*07/01/06 00:49*	
Octacosane		*112%*			*50-150%*	"							"	
LCS Dup (6F26037-BSD1)								**Extracted: 06/26/06 10:52**						
Diesel Range Hydrocarbons	NWTPH-Dx	1950	---	250	ug/l	1x	--	2000	97.5%	(58-125)	6.45%	(40)	07/01/06 01:19	
Lube Oil Range Hydrocarbons	"	1860	---	500	"	"	--	"	93.0%	(60-140)	1.60%	"	"	
Surrogate(s): 2-FBP		*Recovery: 93.2%*			*Limits: 50-150%*	"							*07/01/06 01:19*	
Octacosane		*105%*			*50-150%*	"							"	

TestAmerica - Seattle, WA

Kate Haney, Project Manager

The results in this report apply to the samples analyzed in accordance with the chain of custody document. This analytical report must be reproduced in its entirety.

TestAmerica
ANALYTICAL TESTING CORPORATION

SEATTLE, WA 11720 NORTH CREEK PKWY N, SUITE 400
BOTHELL, WA 98011-8244
PH: (425) 420.9200 FAX: (425) 420.9210

Sound Environmental Strategies	Project Name:	**Time Oil #01-600 - Seattle Terminal**	
2400 Airport Way South, Suite 200	Project Number:	0440-004-03	Report Created:
Seattle, WA/USA 98134-2020	Project Manager:	Dee Gardner	07/13/06 11:11

Pentachlorophenol by GC/MS with Selected Ion Monitoring - Laboratory Quality Control Results

TestAmerica - Seattle, WA

QC Batch: 6F26036 **Water Preparation Method: EPA 3520C**

Analyte	Method	Result	MDL*	MRL	Units	Dil	Source Result	Spike Amt	% REC	(Limits)	% RPD	(Limits)	Analyzed	Notes
Blank (6F26036-BLK1)								**Extracted: 06/26/06 10:49**						
Pentachlorophenol	EPA 8270 Mod	ND	---	0.500	ug/l	1x	--	--	--	--	--	--	07/07/06 14:11	
Surrogate(s): 2,4,6-TBP		*Recovery: 91.6%*			*Limits: 22-162%*	"							*07/07/06 14:11*	
LCS (6F26036-BS1)								**Extracted: 06/26/06 10:49**						
Pentachlorophenol	EPA 8270 Mod	23.2	---	0.500	ug/l	1x	--	20.0	116%	(20-128)	--	--	07/07/06 14:42	
Surrogate(s): 2,4,6-TBP		*Recovery: 98.0%*			*Limits: 22-162%*	"							*07/07/06 14:42*	
Matrix Spike (6F26036-MS1)							**QC Source: BPF0624-07**	**Extracted: 06/26/06 10:49**						
Pentachlorophenol	EPA 8270 Mod	31.4	---	0.476	ug/l	1x	ND	19.0	165%	(20-130)	--	--	07/10/06 13:34	**Q-02**
Surrogate(s): 2,4,6-TBP		*Recovery: 119%*			*Limits: 22-162%*	"							*07/10/06 13:34*	
Matrix Spike Dup (6F26036-MSD1)							**QC Source: BPF0624-07**	**Extracted: 06/26/06 10:49**						
Pentachlorophenol	EPA 8270 Mod	26.1	---	0.476	ug/l	1x	ND	19.0	137%	(20-130)	18.4%	(50)	07/10/06 14:06	**Q-02**
Surrogate(s): 2,4,6-TBP		*Recovery: 109%*			*Limits: 22-162%*	"							*07/10/06 14:06*	

TestAmerica - Seattle, WA

The results in this report apply to the samples analyzed in accordance with the chain of custody document. This analytical report must be reproduced in its entirety.

Kate Haney, Project Manager

TestAmerica
ANALYTICAL TESTING CORPORATION

SEATTLE, WA 11720 NORTH CREEK PKWY N, SUITE 400
BOTHELL, WA 98011-8244
PH: (425) 420.9200 FAX: (425) 420.9210

Sound Environmental Strategies	Project Name:	**Time Oil #01-600 - Seattle Terminal**	
2400 Airport Way South, Suite 200	Project Number:	0440-004-03	Report Created:
Seattle, WA/USA 98134-2020	Project Manager:	Dee Gardner	07/13/06 11:11

Volatile Organic Compounds by EPA Method 8260B - Laboratory Quality Control Results

TestAmerica - Seattle, WA

QC Batch: 6F29073 **Water Preparation Method: EPA 5030B**

Analyte	Method	Result	MDL*	MRL	Units	Dil	Source Result	Spike Amt	% REC	(Limits)	% RPD	(Limits)	Analyzed	Notes
Blank (6F29073-BLK1)							**Extracted: 06/29/06 09:54**							
Acetone	EPA 8260B	ND	---	10.0	ug/l	1x	--	--	--	--	--	--	06/29/06 11:57	
Benzene	"	ND	---	0.200	"	"	--	--	--	--	--	--	"	
Bromobenzene	"	ND	---	0.500	"	"	--	--	--	--	--	--	"	
Bromochloromethane	"	ND	---	0.200	"	"	--	--	--	--	--	--	"	
Bromodichloromethane	"	ND	---	0.200	"	"	--	--	--	--	--	--	"	
Bromoform	"	ND	---	0.200	"	"	--	--	--	--	--	--	"	
Bromomethane	"	ND	---	2.00	"	"	--	--	--	--	--	--	"	
2-Butanone	"	ND	---	2.00	"	"	--	--	--	--	--	--	"	
n-Butylbenzene	"	ND	---	0.200	"	"	--	--	--	--	--	--	"	
sec-Butylbenzene	"	ND	---	0.200	"	"	--	--	--	--	--	--	"	
tert-Butylbenzene	"	ND	---	0.500	"	"	--	--	--	--	--	--	"	
Carbon disulfide	"	ND	---	0.500	"	"	--	--	--	--	--	--	"	
Carbon tetrachloride	"	ND	---	0.200	"	"	--	--	--	--	--	--	"	
Chlorobenzene	"	ND	---	0.200	"	"	--	--	--	--	--	--	"	
Chloroethane	"	ND	---	1.00	"	"	--	--	--	--	--	--	"	
Chloroform	"	ND	---	0.200	"	"	--	--	--	--	--	--	"	
Chloromethane	"	ND	---	1.00	"	"	--	--	--	--	--	--	"	
2-Chlorotoluene	"	ND	---	0.500	"	"	--	--	--	--	--	--	"	
4-Chlorotoluene	"	ND	---	0.500	"	"	--	--	--	--	--	--	"	
Dibromochloromethane	"	ND	---	0.200	"	"	--	--	--	--	--	--	"	
1,2-Dibromo-3-chloropropane	"	ND	---	0.500	"	"	--	--	--	--	--	--	"	
1,2-Dibromoethane	"	ND	---	0.200	"	"	--	--	--	--	--	--	"	
Dibromomethane	"	ND	---	0.200	"	"	--	--	--	--	--	--	"	
1,2-Dichlorobenzene	"	ND	---	0.200	"	"	--	--	--	--	--	--	"	
1,3-Dichlorobenzene	"	ND	---	0.200	"	"	--	--	--	--	--	--	"	
1,4-Dichlorobenzene	"	ND	---	0.200	"	"	--	--	--	--	--	--	"	
Dichlorodifluoromethane	"	ND	---	0.500	"	"	--	--	--	--	--	--	"	Q-40
1,1-Dichloroethane	"	ND	---	0.200	"	"	--	--	--	--	--	--	"	
1,2-Dichloroethane	"	ND	---	0.200	"	"	--	--	--	--	--	--	"	
1,1-Dichloroethene	"	ND	---	0.200	"	"	--	--	--	--	--	--	"	
cis-1,2-Dichloroethene	"	ND	---	0.200	"	"	--	--	--	--	--	--	"	
trans-1,2-Dichloroethene	"	ND	---	0.200	"	"	--	--	--	--	--	--	"	
1,2-Dichloropropane	"	ND	---	0.200	"	"	--	--	--	--	--	--	"	
1,3-Dichloropropane	"	ND	---	0.200	"	"	--	--	--	--	--	--	"	
2,2-Dichloropropane	"	ND	---	0.500	"	"	--	--	--	--	--	--	"	
1,1-Dichloropropene	"	ND	---	0.200	"	"	--	--	--	--	--	--	"	
cis-1,3-Dichloropropene	"	ND	---	0.200	"	"	--	--	--	--	--	--	"	
trans-1,3-Dichloropropene	"	ND	---	0.200	"	"	--	--	--	--	--	--	"	
Ethylbenzene	"	ND	---	0.200	"	"	--	--	--	--	--	--	"	

TestAmerica - Seattle, WA

The results in this report apply to the samples analyzed in accordance with the chain of custody document. This analytical report must be reproduced in its entirety.

Kate Haney, Project Manager

TestAmerica
ANALYTICAL TESTING CORPORATION

SEATTLE, WA 11720 NORTH CREEK PKWY N, SUITE 400
BOTHELL, WA 98011-8244
PH: (425) 420.9200 FAX: (425) 420.9210

Sound Environmental Strategies	Project Name:	**Time Oil #01-600 - Seattle Terminal**	
2400 Airport Way South, Suite 200	Project Number:	0440-004-03	Report Created:
Seattle, WA/USA 98134-2020	Project Manager:	Dee Gardner	07/13/06 11:11

Volatile Organic Compounds by EPA Method 8260B - Laboratory Quality Control Results

TestAmerica - Seattle, WA

QC Batch: 6F29073 **Water Preparation Method: EPA 5030B**

Analyte	Method	Result	MDL*	MRL	Units	Dil	Source Result	Spike Amt	% REC	(Limits)	% RPD	(Limits)	Analyzed	Notes
Blank (6F29073-BLK1)							**Extracted: 06/29/06 09:54**							
Hexachlorobutadiene	EPA 8260B	ND	---	0.500	ug/l	1x	--	--	--	--	--	--	06/29/06 11:57	
Methyl tert-butyl ether	"	ND	---	1.00	"	"	--	--	--	--	--	--	"	
n-Hexane	"	ND	---	1.00	"	"	--	--	--	--	--	--	"	
2-Hexanone	"	ND	---	2.00	"	"	--	--	--	--	--	--	"	
Isopropylbenzene	"	ND	---	0.500	"	"	--	--	--	--	--	--	"	
p-Isopropyltoluene	"	ND	---	0.200	"	"	--	--	--	--	--	--	"	
4-Methyl-2-pentanone	"	ND	---	2.00	"	"	--	--	--	--	--	--	"	
Methylene chloride	"	ND	---	5.00	"	"	--	--	--	--	--	--	"	
Naphthalene	"	ND	---	0.500	"	"	--	--	--	--	--	--	"	
n-Propylbenzene	"	ND	---	0.500	"	"	--	--	--	--	--	--	"	
Styrene	"	ND	---	0.500	"	"	--	--	--	--	--	--	"	
1,2,3-Trichlorobenzene	"	ND	---	5.00	"	"	--	--	--	--	--	--	"	
1,2,4-Trichlorobenzene	"	ND	---	0.200	"	"	--	--	--	--	--	--	"	
1,1,1,2-Tetrachloroethane	"	ND	---	0.200	"	"	--	--	--	--	--	--	"	
1,1,2,2-Tetrachloroethane	"	ND	---	0.500	"	"	--	--	--	--	--	--	"	
Tetrachloroethene	"	ND	---	0.200	"	"	--	--	--	--	--	--	"	
Toluene	"	ND	---	0.200	"	"	--	--	--	--	--	--	"	
1,1,1-Trichloroethane	"	ND	---	0.200	"	"	--	--	--	--	--	--	"	
1,1,2-Trichloroethane	"	ND	---	0.200	"	"	--	--	--	--	--	--	"	
Trichloroethene	"	ND	---	0.200	"	"	--	--	--	--	--	--	"	
Trichlorofluoromethane	"	ND	---	0.500	"	"	--	--	--	--	--	--	"	
1,2,3-Trichloropropane	"	ND	---	0.500	"	"	--	--	--	--	--	--	"	
1,2,4-Trimethylbenzene	"	ND	---	0.200	"	"	--	--	--	--	--	--	"	
1,3,5-Trimethylbenzene	"	ND	---	0.500	"	"	--	--	--	--	--	--	"	
Vinyl chloride	"	ND	---	0.200	"	"	--	--	--	--	--	--	"	
o-Xylene	"	ND	---	0.250	"	"	--	--	--	--	--	--	"	
m,p-Xylene	"	ND	---	0.500	"	"	--	--	--	--	--	--	"	
Total Xylenes	"	ND	---	0.750	"	"	--	--	--	--	--	--	"	
Surrogate(s):	*1,2-DCA-d4*	*Recovery:*	*83.2%*		*Limits:*	*70-130%*	*"*						*06/29/06 11:57*	
	Toluene-d8		*99.5%*			*70-130%*	*"*						*"*	
	4-BFB		*101%*			*70-130%*	*"*						*"*	

TestAmerica - Seattle, WA

The results in this report apply to the samples analyzed in accordance with the chain of custody document. This analytical report must be reproduced in its entirety.

Kate Haney, Project Manager

TestAmerica
ANALYTICAL TESTING CORPORATION

SEATTLE, WA 11720 NORTH CREEK PKWY N, SUITE 400
BOTHELL, WA 98011-8244
PH: (425) 420.9200 FAX: (425) 420.9210

Sound Environmental Strategies	Project Name:	**Time Oil #01-600 - Seattle Terminal**	
2400 Airport Way South, Suite 200	Project Number:	0440-004-03	Report Created:
Seattle, WA/USA 98134-2020	Project Manager:	Dee Gardner	07/13/06 11:11

Volatile Organic Compounds by EPA Method 8260B - Laboratory Quality Control Results

TestAmerica - Seattle, WA

QC Batch: 6F29073 **Water Preparation Method: EPA 5030B**

Analyte	Method	Result	MDL*	MRL	Units	Dil	Source Result	Spike Amt	% REC	(Limits)	% RPD	(Limits)	Analyzed	Notes
LCS (6F29073-BS1)								**Extracted: 06/29/06 09:54**						
Benzene	EPA 8260B	40.2	---	0.200	ug/l	1x	--	40.0	100%	(80-120)	--	--	06/29/06 10:37	
Chlorobenzene	"	38.2	---	0.200	"	"	--	"	95.5%	(79-120)	--	--	"	
1,1-Dichloroethene	"	39.0	---	0.200	"	"	--	"	97.5%	(80-120)	--	--	"	
Methyl tert-butyl ether	"	41.6	---	1.00	"	"	--	"	104%	(79-120)	--	--	"	
Toluene	"	38.5	---	0.200	"	"	--	"	96.2%	(78-120)	--	--	"	
Trichloroethene	"	36.7	---	0.200	"	"	--	"	91.8%	(80-120)	--	--	"	
Surrogate(s): 1,2-DCA-d4		*Recovery: 82.5%*			*Limits: 70-130%*	"							*06/29/06 10:37*	
Toluene-d8		*101%*			*70-130%*	"							"	
4-BFB		*100%*			*70-130%*	"							"	
LCS Dup (6F29073-BSD1)								**Extracted: 06/29/06 09:54**						
Benzene	EPA 8260B	37.0	---	0.200	ug/l	1x	--	40.0	92.5%	(80-120)	8.29%	(20)	06/29/06 11:03	
Chlorobenzene	"	35.7	---	0.200	"	"	--	"	89.2%	(79-120)	6.77%	"	"	
1,1-Dichloroethene	"	34.8	---	0.200	"	"	--	"	87.0%	(80-120)	11.4%	"	"	
Methyl tert-butyl ether	"	39.3	---	1.00	"	"	--	"	98.2%	(79-120)	5.69%	"	"	
Toluene	"	36.2	---	0.200	"	"	--	"	90.5%	(78-120)	6.16%	"	"	
Trichloroethene	"	34.0	---	0.200	"	"	--	"	85.0%	(80-120)	7.64%	"	"	
Surrogate(s): 1,2-DCA-d4		*Recovery: 80.5%*			*Limits: 70-130%*	"							*06/29/06 11:03*	
Toluene-d8		*100%*			*70-130%*	"							"	
4-BFB		*101%*			*70-130%*	"							"	

TestAmerica - Seattle, WA

The results in this report apply to the samples analyzed in accordance with the chain of custody document. This analytical report must be reproduced in its entirety.

Kate Haney, Project Manager

TestAmerica
ANALYTICAL TESTING CORPORATION

SEATTLE, WA 11720 NORTH CREEK PKWY N, SUITE 400
BOTHELL, WA 98011-8244
PH: (425) 420.9200 FAX: (425) 420.9210

Sound Environmental Strategies	Project Name:	**Time Oil #01-600 - Seattle Terminal**	
2400 Airport Way South, Suite 200	Project Number:	0440-004-03	Report Created:
Seattle, WA/USA 98134-2020	Project Manager:	Dee Gardner	07/13/06 11:11

Volatile Organic Compounds by EPA Method 8260B - Laboratory Quality Control Results

TestAmerica - Seattle, WA

QC Batch: 6F30042 **Water Preparation Method: EPA 5030B**

Analyte	Method	Result	MDL*	MRL	Units	Dil	Source Result	Spike Amt	% REC	(Limits)	% RPD	(Limits)	Analyzed	Notes
Blank (6F30042-BLK1)							**Extracted: 06/30/06 10:36**							
Acetone	EPA 8260B	ND	---	10.0	ug/l	1x	--	--	--	--	--	--	06/30/06 13:48	
Benzene	"	ND	---	0.200	"	"	--	--	--	--	--	--	"	
Bromobenzene	"	ND	---	0.500	"	"	--	--	--	--	--	--	"	
Bromochloromethane	"	ND	---	0.200	"	"	--	--	--	--	--	--	"	
Bromodichloromethane	"	ND	---	0.200	"	"	--	--	--	--	--	--	"	
Bromoform	"	ND	---	0.200	"	"	--	--	--	--	--	--	"	
Bromomethane	"	ND	---	0.500	"	"	--	--	--	--	--	--	"	
2-Butanone	"	ND	---	2.00	"	"	--	--	--	--	--	--	"	
n-Butylbenzene	"	ND	---	0.200	"	"	--	--	--	--	--	--	"	
sec-Butylbenzene	"	ND	---	0.200	"	"	--	--	--	--	--	--	"	
tert-Butylbenzene	"	ND	---	0.500	"	"	--	--	--	--	--	--	"	
Carbon disulfide	"	ND	---	0.500	"	"	--	--	--	--	--	--	"	
Carbon tetrachloride	"	ND	---	0.200	"	"	--	--	--	--	--	--	"	
Chlorobenzene	"	ND	---	0.200	"	"	--	--	--	--	--	--	"	
Chloroethane	"	ND	---	0.500	"	"	--	--	--	--	--	--	"	
Chloroform	"	ND	---	0.200	"	"	--	--	--	--	--	--	"	
Chloromethane	"	ND	---	0.500	"	"	--	--	--	--	--	--	"	
2-Chlorotoluene	"	ND	---	0.500	"	"	--	--	--	--	--	--	"	
4-Chlorotoluene	"	ND	---	0.500	"	"	--	--	--	--	--	--	"	
Dibromochloromethane	"	ND	---	0.200	"	"	--	--	--	--	--	--	"	
1,2-Dibromo-3-chloropropane	"	ND	---	0.500	"	"	--	--	--	--	--	--	"	
1,2-Dibromoethane	"	ND	---	0.200	"	"	--	--	--	--	--	--	"	
Dibromomethane	"	ND	---	0.200	"	"	--	--	--	--	--	--	"	
1,2-Dichlorobenzene	"	ND	---	0.200	"	"	--	--	--	--	--	--	"	
1,3-Dichlorobenzene	"	ND	---	0.200	"	"	--	--	--	--	--	--	"	
1,4-Dichlorobenzene	"	ND	---	0.200	"	"	--	--	--	--	--	--	"	
Dichlorodifluoromethane	"	ND	---	0.500	"	"	--	--	--	--	--	--	"	
1,1-Dichloroethane	"	ND	---	0.200	"	"	--	--	--	--	--	--	"	
1,2-Dichloroethane	"	ND	---	0.200	"	"	--	--	--	--	--	--	"	
1,1-Dichloroethene	"	ND	---	0.200	"	"	--	--	--	--	--	--	"	
cis-1,2-Dichloroethene	"	ND	---	0.200	"	"	--	--	--	--	--	--	"	
trans-1,2-Dichloroethene	"	ND	---	0.200	"	"	--	--	--	--	--	--	"	
1,2-Dichloropropane	"	ND	---	0.200	"	"	--	--	--	--	--	--	"	
1,3-Dichloropropane	"	ND	---	0.200	"	"	--	--	--	--	--	--	"	
2,2-Dichloropropane	"	ND	---	0.500	"	"	--	--	--	--	--	--	"	
1,1-Dichloropropene	"	ND	---	0.200	"	"	--	--	--	--	--	--	"	
cis-1,3-Dichloropropene	"	ND	---	0.200	"	"	--	--	--	--	--	--	"	
trans-1,3-Dichloropropene	"	ND	---	0.200	"	"	--	--	--	--	--	--	"	
Ethylbenzene	"	ND	---	0.200	"	"	--	--	--	--	--	--	"	

TestAmerica - Seattle, WA

The results in this report apply to the samples analyzed in accordance with the chain of custody document. This analytical report must be reproduced in its entirety.

Kate Haney, Project Manager

TestAmerica
ANALYTICAL TESTING CORPORATION

SEATTLE, WA 11720 NORTH CREEK PKWY N, SUITE 400
BOTHELL, WA 98011-8244
PH: (425) 420.9200 FAX: (425) 420.9210

Sound Environmental Strategies	Project Name:	**Time Oil #01-600 - Seattle Terminal**	
2400 Airport Way South, Suite 200	Project Number:	0440-004-03	Report Created:
Seattle, WA/USA 98134-2020	Project Manager:	Dee Gardner	07/13/06 11:11

Volatile Organic Compounds by EPA Method 8260B - Laboratory Quality Control Results

TestAmerica - Seattle, WA

QC Batch: 6F30042 **Water Preparation Method: EPA 5030B**

Analyte	Method	Result	MDL*	MRL	Units	Dil	Source Result	Spike Amt	% REC	(Limits)	% RPD	(Limits)	Analyzed	Notes
Blank (6F30042-BLK1)							**Extracted: 06/30/06 10:36**							
Hexachlorobutadiene	EPA 8260B	ND	---	0.500	ug/l	1x	--	--	--	--	--	--	06/30/06 13:48	
Methyl tert-butyl ether	"	ND	---	0.500	"	"	--	--	--	--	--	--	"	
n-Hexane	"	ND	---	0.500	"	"	--	--	--	--	--	--	"	**Q-41**
2-Hexanone	"	ND	---	2.00	"	"	--	--	--	--	--	--	"	
Isopropylbenzene	"	ND	---	0.500	"	"	--	--	--	--	--	--	"	
p-Isopropyltoluene	"	ND	---	0.200	"	"	--	--	--	--	--	--	"	
4-Methyl-2-pentanone	"	ND	---	2.00	"	"	--	--	--	--	--	--	"	
Methylene chloride	"	ND	---	2.00	"	"	--	--	--	--	--	--	"	
Naphthalene	"	ND	---	0.500	"	"	--	--	--	--	--	--	"	
n-Propylbenzene	"	ND	---	0.500	"	"	--	--	--	--	--	--	"	
Styrene	"	ND	---	0.500	"	"	--	--	--	--	--	--	"	
1,2,3-Trichlorobenzene	"	0.860	---	0.200	"	"	--	--	--	--	--	--	"	
1,2,4-Trichlorobenzene	"	0.710	---	0.200	"	"	--	--	--	--	--	--	"	
1,1,1,2-Tetrachloroethane	"	ND	---	0.200	"	"	--	--	--	--	--	--	"	
1,1,2,2-Tetrachloroethane	"	ND	---	0.500	"	"	--	--	--	--	--	--	"	
Tetrachloroethene	"	ND	---	0.200	"	"	--	--	--	--	--	--	"	
Toluene	"	ND	---	0.200	"	"	--	--	--	--	--	--	"	
1,1,1-Trichloroethane	"	ND	---	0.200	"	"	--	--	--	--	--	--	"	
1,1,2-Trichloroethane	"	ND	---	0.200	"	"	--	--	--	--	--	--	"	
Trichloroethene	"	ND	---	0.200	"	"	--	--	--	--	--	--	"	
Trichlorofluoromethane	"	ND	---	0.500	"	"	--	--	--	--	--	--	"	
1,2,3-Trichloropropane	"	ND	---	0.500	"	"	--	--	--	--	--	--	"	
1,2,4-Trimethylbenzene	"	ND	---	0.200	"	"	--	--	--	--	--	--	"	
1,3,5-Trimethylbenzene	"	ND	---	0.500	"	"	--	--	--	--	--	--	"	
Vinyl chloride	"	ND	---	0.200	"	"	--	--	--	--	--	--	"	
o-Xylene	"	ND	---	0.250	"	"	--	--	--	--	--	--	"	
m,p-Xylene	"	ND	---	0.500	"	"	--	--	--	--	--	--	"	
Total Xylenes	"	ND	---	0.750	"	"	--	--	--	--	--	--	"	
Surrogate(s): 1,2-DCA-d4		*Recovery: 77.2%*			*Limits: 70-130%*	"							*06/30/06 13:48*	
Toluene-d8		*100%*			*70-130%*	"							"	
4-BFB		*101%*			*70-130%*	"							"	

TestAmerica - Seattle, WA

The results in this report apply to the samples analyzed in accordance with the chain of custody document. This analytical report must be reproduced in its entirety.

Kate Haney, Project Manager

TestAmerica
ANALYTICAL TESTING CORPORATION

SEATTLE, WA 11720 NORTH CREEK PKWY N, SUITE 400
BOTHELL, WA 98011-8244
PH: (425) 420.9200 FAX: (425) 420.9210

Sound Environmental Strategies	Project Name:	**Time Oil #01-600 - Seattle Terminal**	
2400 Airport Way South, Suite 200	Project Number:	0440-004-03	Report Created:
Seattle, WA/USA 98134-2020	Project Manager:	Dee Gardner	07/13/06 11:11

Volatile Organic Compounds by EPA Method 8260B - Laboratory Quality Control Results

TestAmerica - Seattle, WA

QC Batch: 6F30042 **Water Preparation Method: EPA 5030B**

Analyte	Method	Result	MDL*	MRL	Units	Dil	Source Result	Spike Amt	% REC	(Limits)	% RPD	(Limits)	Analyzed	Notes
LCS (6F30042-BS1)								**Extracted: 06/30/06 10:36**						
Benzene	EPA 8260B	39.1	---	0.200	ug/l	1x	--	40.0	97.8%	(80-120)	--	--	06/30/06 11:49	
Chlorobenzene	"	37.5	---	0.200	"	"	--	"	93.8%	(79-120)	--	--	"	
1,1-Dichloroethene	"	36.0	---	0.200	"	"	--	"	90.0%	(80-120)	--	--	"	
Methyl tert-butyl ether	"	40.4	---	1.00	"	"	--	"	101%	(79-120)	--	--	"	
Toluene	"	37.8	---	0.200	"	"	--	"	94.5%	(78-120)	--	--	"	
Trichloroethene	"	35.7	---	0.200	"	"	--	"	89.2%	(80-120)	--	--	"	
Surrogate(s): 1,2-DCA-d4		*Recovery: 77.0%*			*Limits: 70-130%*	"							*06/30/06 11:49*	
Toluene-d8		*101%*			*70-130%*	"							"	
4-BFB		*100%*			*70-130%*	"							"	
Matrix Spike (6F30042-MS1)					**QC Source: BPF0630-01**			**Extracted: 06/30/06 10:36**						
Benzene	EPA 8260B	39.8	---	0.200	ug/l	1x	ND	40.0	99.5%	(75-126)	--	--	06/30/06 12:21	
Chlorobenzene	"	38.1	---	0.200	"	"	ND	"	95.2%	(75-125)	--	--	"	
1,1-Dichloroethene	"	36.6	---	0.200	"	"	ND	"	91.5%	"	--	--	"	
Methyl tert-butyl ether	"	39.8	---	1.00	"	"	ND	"	99.5%	(70-128)	--	--	"	
Toluene	"	38.9	---	0.200	"	"	ND	"	97.2%	(75-125)	--	--	"	
Trichloroethene	"	44.9	---	0.200	"	"	8.42	"	91.2%	"	--	--	"	
Surrogate(s): 1,2-DCA-d4		*Recovery: 77.0%*			*Limits: 70-130%*	"							*06/30/06 12:21*	
Toluene-d8		*102%*			*70-130%*	"							"	
4-BFB		*101%*			*70-130%*	"							"	
Matrix Spike Dup (6F30042-MSD1)					**QC Source: BPF0630-01**			**Extracted: 06/30/06 10:36**						
Benzene	EPA 8260B	39.5	---	0.200	ug/l	1x	ND	40.0	98.8%	(75-126)	0.757%	(20)	06/30/06 12:53	
Chlorobenzene	"	37.9	---	0.200	"	"	ND	"	94.8%	(75-125)	0.526%	"	"	
1,1-Dichloroethene	"	36.5	---	0.200	"	"	ND	"	91.2%	"	0.274%	(30)	"	
Methyl tert-butyl ether	"	40.9	---	1.00	"	"	ND	"	102%	(70-128)	2.73%	"	"	
Toluene	"	38.4	---	0.200	"	"	ND	"	96.0%	(75-125)	1.29%	(20)	"	
Trichloroethene	"	43.8	---	0.200	"	"	8.42	"	88.4%	"	2.48%	"	"	
Surrogate(s): 1,2-DCA-d4		*Recovery: 77.0%*			*Limits: 70-130%*	"							*06/30/06 12:53*	
Toluene-d8		*102%*			*70-130%*	"							"	
4-BFB		*102%*			*70-130%*	"							"	

TestAmerica - Seattle, WA

Kate Haney, Project Manager

The results in this report apply to the samples analyzed in accordance with the chain of custody document. This analytical report must be reproduced in its entirety.

TestAmerica
ANALYTICAL TESTING CORPORATION

SEATTLE, WA 11720 NORTH CREEK PKWY N, SUITE 400
BOTHELL, WA 98011-8244
PH: (425) 420.9200 FAX: (425) 420.9210

Sound Environmental Strategies	Project Name:	**Time Oil #01-600 - Seattle Terminal**	
2400 Airport Way South, Suite 200	Project Number:	0440-004-03	Report Created:
Seattle, WA/USA 98134-2020	Project Manager:	Dee Gardner	07/13/06 11:11

Volatile Organic Compounds by EPA Method 8260B - Laboratory Quality Control Results

TestAmerica - Seattle, WA

QC Batch: 6G01011 **Water Preparation Method: EPA 5030B**

Analyte	Method	Result	MDL*	MRL	Units	Dil	Source Result	Spike Amt	% REC	(Limits)	% RPD	(Limits)	Analyzed	Notes
Blank (6G01011-BLK1)								**Extracted: 07/01/06 10:09**						
1,1,2-Trichloro-1,2,2-trifluoroethane	EPA 8260B	ND	---	3.00	ug/l	1x	--	--	--	--	--	--	07/01/06 13:05	
Acetone	"	ND	---	10.0	"	"	--	--	--	--	--	--	"	
Benzene	"	ND	---	0.200	"	"	--	--	--	--	--	--	"	
Bromobenzene	"	ND	---	0.500	"	"	--	--	--	--	--	--	"	
Bromochloromethane	"	ND	---	0.200	"	"	--	--	--	--	--	--	"	
Bromodichloromethane	"	ND	---	0.200	"	"	--	--	--	--	--	--	"	
Bromoform	"	ND	---	0.200	"	"	--	--	--	--	--	--	"	
Bromomethane	"	ND	---	2.00	"	"	--	--	--	--	--	--	"	
2-Butanone	"	ND	---	2.00	"	"	--	--	--	--	--	--	"	
n-Butylbenzene	"	ND	---	0.200	"	"	--	--	--	--	--	--	"	
sec-Butylbenzene	"	ND	---	0.200	"	"	--	--	--	--	--	--	"	
tert-Butylbenzene	"	ND	---	0.500	"	"	--	--	--	--	--	--	"	
Carbon disulfide	"	ND	---	0.500	"	"	--	--	--	--	--	--	"	
Carbon tetrachloride	"	ND	---	0.200	"	"	--	--	--	--	--	--	"	
Chlorobenzene	"	ND	---	0.200	"	"	--	--	--	--	--	--	"	
Chloroethane	"	ND	---	1.00	"	"	--	--	--	--	--	--	"	
Chloroform	"	ND	---	0.200	"	"	--	--	--	--	--	--	"	
Chloromethane	"	ND	---	1.00	"	"	--	--	--	--	--	--	"	
2-Chlorotoluene	"	ND	---	0.500	"	"	--	--	--	--	--	--	"	
4-Chlorotoluene	"	ND	---	0.500	"	"	--	--	--	--	--	--	"	
Dibromochloromethane	"	ND	---	0.200	"	"	--	--	--	--	--	--	"	
1,2-Dibromo-3-chloropropane	"	ND	---	0.500	"	"	--	--	--	--	--	--	"	
1,2-Dibromoethane	"	ND	---	0.200	"	"	--	--	--	--	--	--	"	
Dibromomethane	"	ND	---	0.200	"	"	--	--	--	--	--	--	"	
1,2-Dichlorobenzene	"	ND	---	0.200	"	"	--	--	--	--	--	--	"	
1,3-Dichlorobenzene	"	ND	---	0.200	"	"	--	--	--	--	--	--	"	
1,4-Dichlorobenzene	"	ND	---	0.200	"	"	--	--	--	--	--	--	"	
Dichlorodifluoromethane	"	ND	---	0.500	"	"	--	--	--	--	--	--	"	
1,1-Dichloroethane	"	ND	---	0.200	"	"	--	--	--	--	--	--	"	
1,2-Dichloroethane	"	ND	---	0.200	"	"	--	--	--	--	--	--	"	
1,1-Dichloroethene	"	ND	---	0.200	"	"	--	--	--	--	--	--	"	
cis-1,2-Dichloroethene	"	ND	---	0.200	"	"	--	--	--	--	--	--	"	
trans-1,2-Dichloroethene	"	ND	---	0.200	"	"	--	--	--	--	--	--	"	
1,2-Dichloropropane	"	ND	---	0.200	"	"	--	--	--	--	--	--	"	
1,3-Dichloropropane	"	ND	---	0.200	"	"	--	--	--	--	--	--	"	
2,2-Dichloropropane	"	ND	---	0.500	"	"	--	--	--	--	--	--	"	
1,1-Dichloropropene	"	ND	---	0.200	"	"	--	--	--	--	--	--	"	
cis-1,3-Dichloropropene	"	ND	---	0.200	"	"	--	--	--	--	--	--	"	
trans-1,3-Dichloropropene	"	ND	---	0.200	"	"	--	--	--	--	--	--	"	

TestAmerica - Seattle, WA

The results in this report apply to the samples analyzed in accordance with the chain of custody document. This analytical report must be reproduced in its entirety.

Kate Haney, Project Manager

TestAmerica
ANALYTICAL TESTING CORPORATION

SEATTLE, WA 11720 NORTH CREEK PKWY N, SUITE 400
BOTHELL, WA 98011-8244
PH: (425) 420.9200 FAX: (425) 420.9210

Sound Environmental Strategies	Project Name:	**Time Oil #01-600 - Seattle Terminal**	
2400 Airport Way South, Suite 200	Project Number:	0440-004-03	Report Created:
Seattle, WA/USA 98134-2020	Project Manager:	Dee Gardner	07/13/06 11:11

Volatile Organic Compounds by EPA Method 8260B - Laboratory Quality Control Results

TestAmerica - Seattle, WA

QC Batch: 6G01011 **Water Preparation Method: EPA 5030B**

Analyte	Method	Result	MDL*	MRL	Units	Dil	Source Result	Spike Amt	% REC	(Limits)	% RPD	(Limits)	Analyzed	Notes
Blank (6G01011-BLK1)							**Extracted: 07/01/06 10:09**							
Ethylbenzene	EPA 8260B	ND	---	0.200	ug/l	1x	--	--	--	--	--	--	07/01/06 13:05	
Hexachlorobutadiene	"	ND	---	0.500	"	"	--	--	--	--	--	--	"	
Methyl tert-butyl ether	"	ND	---	1.00	"	"	--	--	--	--	--	--	"	
n-Hexane	"	ND	---	1.00	"	"	--	--	--	--	--	--	"	
2-Hexanone	"	ND	---	2.00	"	"	--	--	--	--	--	--	"	
Isopropylbenzene	"	ND	---	0.500	"	"	--	--	--	--	--	--	"	
p-Isopropyltoluene	"	ND	---	0.200	"	"	--	--	--	--	--	--	"	
4-Methyl-2-pentanone	"	ND	---	2.00	"	"	--	--	--	--	--	--	"	
Methylene chloride	"	ND	---	5.00	"	"	--	--	--	--	--	--	"	
Naphthalene	"	ND	---	0.500	"	"	--	--	--	--	--	--	"	
n-Propylbenzene	"	ND	---	0.500	"	"	--	--	--	--	--	--	"	
Styrene	"	ND	---	0.500	"	"	--	--	--	--	--	--	"	
1,2,3-Trichlorobenzene	"	0.820	---	0.200	"	"	--	--	--	--	--	--	"	
1,2,4-Trichlorobenzene	"	ND	---	0.200	"	"	--	--	--	--	--	--	"	
1,1,1,2-Tetrachloroethane	"	ND	---	0.200	"	"	--	--	--	--	--	--	"	
1,1,2,2-Tetrachloroethane	"	ND	---	0.500	"	"	--	--	--	--	--	--	"	
Tetrachloroethene	"	ND	---	0.200	"	"	--	--	--	--	--	--	"	
Toluene	"	ND	---	0.200	"	"	--	--	--	--	--	--	"	
1,1,1-Trichloroethane	"	ND	---	0.200	"	"	--	--	--	--	--	--	"	
1,1,2-Trichloroethane	"	ND	---	0.200	"	"	--	--	--	--	--	--	"	
Trichloroethene	"	ND	---	0.200	"	"	--	--	--	--	--	--	"	
Trichlorofluoromethane	"	ND	---	0.500	"	"	--	--	--	--	--	--	"	
1,2,3-Trichloropropane	"	ND	---	0.500	"	"	--	--	--	--	--	--	"	
1,2,4-Trimethylbenzene	"	ND	---	0.200	"	"	--	--	--	--	--	--	"	
1,3,5-Trimethylbenzene	"	ND	---	0.500	"	"	--	--	--	--	--	--	"	
Vinyl chloride	"	ND	---	0.200	"	"	--	--	--	--	--	--	"	
o-Xylene	"	ND	---	0.250	"	"	--	--	--	--	--	--	"	
m,p-Xylene	"	ND	---	0.500	"	"	--	--	--	--	--	--	"	
Total Xylenes	"	ND	---	0.750	"	"	--	--	--	--	--	--	"	
Surrogate(s): 1,2-DCA-d4		*Recovery: 83.8%*			*Limits: 70-130%*	"							*07/01/06 13:05*	
Toluene-d8		*102%*			*70-130%*	"							*"*	
4-BFB		*99.5%*			*70-130%*	"							*"*	

TestAmerica - Seattle, WA

The results in this report apply to the samples analyzed in accordance with the chain of custody document. This analytical report must be reproduced in its entirety.

Kate Haney, Project Manager

TestAmerica
ANALYTICAL TESTING CORPORATION

SEATTLE, WA 11720 NORTH CREEK PKWY N, SUITE 400
BOTHELL, WA 98011-8244
PH: (425) 420.9200 FAX: (425) 420.9210

Sound Environmental Strategies	Project Name:	**Time Oil #01-600 - Seattle Terminal**	
2400 Airport Way South, Suite 200	Project Number:	0440-004-03	Report Created:
Seattle, WA/USA 98134-2020	Project Manager:	Dee Gardner	07/13/06 11:11

Volatile Organic Compounds by EPA Method 8260B - Laboratory Quality Control Results

TestAmerica - Seattle, WA

QC Batch: 6G01011 **Water Preparation Method: EPA 5030B**

Analyte	Method	Result	MDL*	MRL	Units	Dil	Source Result	Spike Amt	% REC	(Limits)	% RPD	(Limits)	Analyzed	Notes
LCS (6G01011-BS1)								**Extracted: 07/01/06 10:09**						
Benzene	EPA 8260B	39.8	---	0.200	ug/l	1x	--	40.0	99.5%	(80-120)	--	--	07/01/06 11:45	
Chlorobenzene	"	37.3	---	0.200	"	"	--	"	93.2%	(79-120)	--	--	"	
1,1-Dichloroethene	"	38.0	---	0.200	"	"	--	"	95.0%	(80-120)	--	--	"	
Methyl tert-butyl ether	"	42.3	---	1.00	"	"	--	"	106%	(79-120)	--	--	"	
Toluene	"	37.4	---	0.200	"	"	--	"	93.5%	(78-120)	--	--	"	
Trichloroethene	"	36.4	---	0.200	"	"	--	"	91.0%	(80-120)	--	--	"	
Surrogate(s): 1,2-DCA-d4		*Recovery: 83.8%*			*Limits: 70-130%*	"							*07/01/06 11:45*	
Toluene-d8		*99.0%*			*70-130%*	"							"	
4-BFB		*100%*			*70-130%*	"							"	
LCS Dup (6G01011-BSD1)								**Extracted: 07/01/06 10:09**						
Benzene	EPA 8260B	38.6	---	0.200	ug/l	1x	--	40.0	96.5%	(80-120)	3.06%	(20)	07/01/06 12:10	
Chlorobenzene	"	37.3	---	0.200	"	"	--	"	93.2%	(79-120)	0.00%	"	"	
1,1-Dichloroethene	"	36.6	---	0.200	"	"	--	"	91.5%	(80-120)	3.75%	"	"	
Methyl tert-butyl ether	"	42.5	---	1.00	"	"	--	"	106%	(79-120)	0.472%	"	"	
Toluene	"	37.4	---	0.200	"	"	--	"	93.5%	(78-120)	0.00%	"	"	
Trichloroethene	"	35.9	---	0.200	"	"	--	"	89.8%	(80-120)	1.38%	"	"	
Surrogate(s): 1,2-DCA-d4		*Recovery: 81.2%*			*Limits: 70-130%*	"							*07/01/06 12:10*	
Toluene-d8		*99.2%*			*70-130%*	"							"	
4-BFB		*99.2%*			*70-130%*	"							"	
Matrix Spike (6G01011-MS1)					**QC Source: BPF0707-16**			**Extracted: 07/01/06 10:09**						
Benzene	EPA 8260B	38.2	---	0.200	ug/l	1x	ND	40.0	95.5%	(75-126)	--	--	07/01/06 21:59	
Chlorobenzene	"	56.1	---	0.200	"	"	20.1	"	90.0%	(75-125)	--	--	"	
1,1-Dichloroethene	"	38.7	---	0.200	"	"	ND	"	96.8%	"	--	--	"	
Methyl tert-butyl ether	"	39.8	---	1.00	"	"	ND	"	99.5%	(70-128)	--	--	"	
Toluene	"	36.6	---	0.200	"	"	0.300	"	90.8%	(75-125)	--	--	"	
Trichloroethene	"	36.9	---	0.200	"	"	0.560	"	90.8%	"	--	--	"	
Surrogate(s): 1,2-DCA-d4		*Recovery: 94.2%*			*Limits: 70-130%*	"							*07/01/06 21:59*	
Toluene-d8		*98.5%*			*70-130%*	"							"	
4-BFB		*97.0%*			*70-130%*	"							"	

TestAmerica - Seattle, WA

Kate Haney, Project Manager

The results in this report apply to the samples analyzed in accordance with the chain of custody document. This analytical report must be reproduced in its entirety.

TestAmerica
ANALYTICAL TESTING CORPORATION

SEATTLE, WA 11720 NORTH CREEK PKWY N, SUITE 400
BOTHELL, WA 98011-8244
PH: (425) 420.9200 FAX: (425) 420.9210

Sound Environmental Strategies	Project Name:	**Time Oil #01-600 - Seattle Terminal**	
2400 Airport Way South, Suite 200	Project Number:	0440-004-03	Report Created:
Seattle, WA/USA 98134-2020	Project Manager:	Dee Gardner	07/13/06 11:11

Volatile Organic Compounds by EPA Method 8260B - Laboratory Quality Control Results

TestAmerica - Seattle, WA

QC Batch: 6G01011 **Water Preparation Method: EPA 5030B**

Analyte	Method	Result	MDL*	MRL	Units	Dil	Source Result	Spike Amt	% REC	(Limits)	% RPD	(Limits)	Analyzed	Notes
Matrix Spike Dup (6G01011-MSD1)				**QC Source: BPF0707-16**				**Extracted: 07/01/06 10:09**						
Benzene	EPA 8260B	37.9	---	0.200	ug/l	1x	ND	40.0	94.8%	(75-126)	0.788%	(20)	07/01/06 22:24	
Chlorobenzene	"	54.8	---	0.200	"	"	20.1	"	86.8%	(75-125)	2.34%	"	"	
1,1-Dichloroethene	"	37.4	---	0.200	"	"	ND	"	93.5%	"	3.42%	(30)	"	
Methyl tert-butyl ether	"	39.5	---	1.00	"	"	ND	"	98.8%	(70-128)	0.757%	"	"	
Toluene	"	36.2	---	0.200	"	"	0.300	"	89.8%	(75-125)	1.10%	(20)	"	
Trichloroethene	"	36.5	---	0.200	"	"	0.560	"	89.8%	"	1.09%	"	"	
Surrogate(s): 1,2-DCA-d4		*Recovery: 89.2%*			*Limits: 70-130%*	"							*07/01/06 22:24*	
Toluene-d8		*98.0%*			*70-130%*	"							"	
4-BFB		*101%*			*70-130%*	"							"	

TestAmerica - Seattle, WA

The results in this report apply to the samples analyzed in accordance with the chain of custody document. This analytical report must be reproduced in its entirety.

Kate Haney, Project Manager

TestAmerica
ANALYTICAL TESTING CORPORATION

SEATTLE, WA 11720 NORTH CREEK PKWY N, SUITE 400
BOTHELL, WA 98011-8244
PH: (425) 420.9200 FAX: (425) 420.9210

Sound Environmental Strategies	Project Name:	**Time Oil #01-600 - Seattle Terminal**	
2400 Airport Way South, Suite 200	Project Number:	0440-004-03	Report Created:
Seattle, WA/USA 98134-2020	Project Manager:	Dee Gardner	07/13/06 11:11

Oxygenates by EPA Method 8260B - Laboratory Quality Control Results

TestAmerica - Seattle, WA

QC Batch: 6G03016 **Water Preparation Method: EPA 5030B**

Analyte	Method	Result	MDL*	MRL	Units	Dil	Source Result	Spike Amt	% REC	(Limits)	% RPD	(Limits)	Analyzed	Notes
Blank (6G03016-BLK1)								**Extracted: 07/03/06 08:45**						
tert-Amyl Methyl Ether	EPA 8260B	ND	---	1.00	ug/l	1x	--	--	--	--	--	--	07/03/06 10:37	
tert-Butyl Alcohol	"	ND	---	50.0	"	"	--	--	--	--	--	--	"	
1,2-Dibromoethane	"	ND	---	1.00	"	"	--	--	--	--	--	--	"	
1,2-Dichloroethane	"	ND	---	1.00	"	"	--	--	--	--	--	--	"	
Diisopropyl ether	"	ND	---	1.00	"	"	--	--	--	--	--	--	"	
Ethyl tert-butyl ether	"	ND	---	1.00	"	"	--	--	--	--	--	--	"	
Ethanol	"	ND	---	250	"	"	--	--	--	--	--	--	"	
Methyl tert-butyl ether	"	ND	---	5.00	"	"	--	--	--	--	--	--	"	
Surrogate(s): 1,2-DCA-d4		*Recovery: 100%*			*Limits: 70-130%*	"							*07/03/06 10:37*	
Toluene-d8		*103%*			*75-125%*	"							"	
4-BFB		*102%*			*75-125%*	"							"	
LCS (6G03016-BS1)								**Extracted: 07/03/06 08:45**						
tert-Amyl Methyl Ether	EPA 8260B	18.8	---	1.00	ug/l	1x	--	20.0	94.0%	(75-125)	--	--	07/03/06 09:08	
tert-Butyl Alcohol	"	104	---	50.0	"	"	--	100	104%	"	--	--	"	
1,2-Dibromoethane	"	19.7	---	1.00	"	"	--	20.0	98.5%	"	--	--	"	
1,2-Dichloroethane	"	18.7	---	1.00	"	"	--	"	93.5%	"	--	--	"	
Diisopropyl ether	"	19.4	---	1.00	"	"	--	"	97.0%	"	--	--	"	
Ethyl tert-butyl ether	"	18.2	---	1.00	"	"	--	"	91.0%	"	--	--	"	
Ethanol	"	1110	---	250	"	"	--	1000	111%	"	--	--	"	
Methyl tert-butyl ether	"	17.9	---	5.00	"	"	--	20.0	89.5%	"	--	--	"	
Surrogate(s): 1,2-DCA-d4		*Recovery: 99.0%*			*Limits: 70-130%*	"							*07/03/06 09:08*	
Toluene-d8		*104%*			*75-125%*	"							"	
4-BFB		*103%*			*75-125%*	"							"	
LCS Dup (6G03016-BSD1)								**Extracted: 07/03/06 08:45**						
tert-Amyl Methyl Ether	EPA 8260B	19.6	---	1.00	ug/l	1x	--	20.0	98.0%	(75-125)	4.17%	(25)	07/03/06 09:35	
tert-Butyl Alcohol	"	109	---	50.0	"	"	--	100	109%	"	4.69%	"	"	
1,2-Dibromoethane	"	20.7	---	1.00	"	"	--	20.0	104%	"	4.95%	"	"	
1,2-Dichloroethane	"	19.7	---	1.00	"	"	--	"	98.5%	"	5.21%	"	"	
Diisopropyl ether	"	20.4	---	1.00	"	"	--	"	102%	"	5.03%	"	"	
Ethyl tert-butyl ether	"	19.1	---	1.00	"	"	--	"	95.5%	"	4.83%	"	"	
Ethanol	"	1060	---	250	"	"	--	1000	106%	"	4.61%	"	"	
Methyl tert-butyl ether	"	18.7	---	5.00	"	"	--	20.0	93.5%	"	4.37%	(20)	"	
Surrogate(s): 1,2-DCA-d4		*Recovery: 100%*			*Limits: 70-130%*	"							*07/03/06 09:35*	
Toluene-d8		*103%*			*75-125%*	"							"	
4-BFB		*102%*			*75-125%*	"							"	

TestAmerica - Seattle, WA

The results in this report apply to the samples analyzed in accordance with the chain of custody document. This analytical report must be reproduced in its entirety.

Kate Haney, Project Manager

TestAmerica
ANALYTICAL TESTING CORPORATION

SEATTLE, WA 11720 NORTH CREEK PKWY N, SUITE 400
BOTHELL, WA 98011-8244
PH: (425) 420.9200 FAX: (425) 420.9210

Sound Environmental Strategies	Project Name:	**Time Oil #01-600 - Seattle Terminal**	
2400 Airport Way South, Suite 200	Project Number:	0440-004-03	Report Created:
Seattle, WA/USA 98134-2020	Project Manager:	Dee Gardner	07/13/06 11:11

Oxygenates by EPA Method 8260B - Laboratory Quality Control Results

TestAmerica - Seattle, WA

QC Batch: 6G05042 **Water Preparation Method: EPA 5030B**

Analyte	Method	Result	MDL*	MRL	Units	Dil	Source Result	Spike Amt	% REC	(Limits)	% RPD	(Limits)	Analyzed	Notes
Blank (6G05042-BLK1)							**Extracted: 07/05/06 08:04**							
tert-Amyl Methyl Ether	EPA 8260B	ND	---	1.00	ug/l	1x	--	--	--	--	--	--	07/05/06 15:08	
tert-Butyl Alcohol	"	ND	---	50.0	"	"	--	--	--	--	--	--	"	
1,2-Dibromoethane	"	ND	---	1.00	"	"	--	--	--	--	--	--	"	
1,2-Dichloroethane	"	ND	---	1.00	"	"	--	--	--	--	--	--	"	
Diisopropyl ether	"	ND	---	1.00	"	"	--	--	--	--	--	--	"	
Ethyl tert-butyl ether	"	ND	---	1.00	"	"	--	--	--	--	--	--	"	Q-40
Ethanol	"	ND	---	250	"	"	--	--	--	--	--	--	"	
Methyl tert-butyl ether	"	ND	---	5.00	"	"	--	--	--	--	--	--	"	
Surrogate(s): 1,2-DCA-d4		*Recovery: 97.0%*			*Limits: 70-130%*	"							*07/05/06 15:08*	
Toluene-d8		*101%*			*75-125%*	"							"	
4-BFB		*104%*			*75-125%*	"							"	
LCS (6G05042-BS1)							**Extracted: 07/05/06 08:04**							
tert-Amyl Methyl Ether	EPA 8260B	16.5	---	1.00	ug/l	1x	--	20.0	82.5%	(75-125)	--	--	07/05/06 13:40	
tert-Butyl Alcohol	"	90.3	---	50.0	"	"	--	100	90.3%	"	--	--	"	
1,2-Dibromoethane	"	20.0	---	1.00	"	"	--	20.0	100%	"	--	--	"	
1,2-Dichloroethane	"	18.9	---	1.00	"	"	--	"	94.5%	"	--	--	"	
Diisopropyl ether	"	15.9	---	1.00	"	"	--	"	79.5%	"	--	--	"	
Ethyl tert-butyl ether	"	15.7	---	1.00	"	"	--	"	78.5%	"	--	--	"	Q-40
Ethanol	"	1130	---	250	"	"	--	1000	113%	"	--	--	"	
Methyl tert-butyl ether	"	16.1	---	5.00	"	"	--	20.0	80.5%	"	--	--	"	
Surrogate(s): 1,2-DCA-d4		*Recovery: 96.0%*			*Limits: 70-130%*	"							*07/05/06 13:40*	
Toluene-d8		*100%*			*75-125%*	"							"	
4-BFB		*104%*			*75-125%*	"							"	
LCS Dup (6G05042-BSD1)							**Extracted: 07/05/06 08:04**							
tert-Amyl Methyl Ether	EPA 8260B	15.9	---	1.00	ug/l	1x	--	20.0	79.5%	(75-125)	3.70%	(25)	07/05/06 14:07	
tert-Butyl Alcohol	"	87.7	---	50.0	"	"	--	100	87.7%	"	2.92%	"	"	
1,2-Dibromoethane	"	19.1	---	1.00	"	"	--	20.0	95.5%	"	4.60%	"	"	
1,2-Dichloroethane	"	18.4	---	1.00	"	"	--	"	92.0%	"	2.68%	"	"	
Diisopropyl ether	"	15.4	---	1.00	"	"	--	"	77.0%	"	3.19%	"	"	
Ethyl tert-butyl ether	"	15.2	---	1.00	"	"	--	"	76.0%	"	3.24%	"	"	Q-40
Ethanol	"	1010	---	250	"	"	--	1000	101%	"	11.2%	"	"	
Methyl tert-butyl ether	"	15.6	---	5.00	"	"	--	20.0	78.0%	"	3.15%	(20)	"	
Surrogate(s): 1,2-DCA-d4		*Recovery: 94.0%*			*Limits: 70-130%*	"							*07/05/06 14:07*	
Toluene-d8		*99.5%*			*75-125%*	"							"	
4-BFB		*102%*			*75-125%*	"							"	

TestAmerica - Seattle, WA

The results in this report apply to the samples analyzed in accordance with the chain of custody document. This analytical report must be reproduced in its entirety.

Kate Haney, Project Manager

TestAmerica
ANALYTICAL TESTING CORPORATION

SEATTLE, WA 11720 NORTH CREEK PKWY N, SUITE 400
BOTHELL, WA 98011-8244
PH: (425) 420.9200 FAX: (425) 420.9210

Sound Environmental Strategies	Project Name:	**Time Oil #01-600 - Seattle Terminal**	
2400 Airport Way South, Suite 200	Project Number:	0440-004-03	Report Created:
Seattle, WA/USA 98134-2020	Project Manager:	Dee Gardner	07/13/06 11:11

Notes and Definitions

Report Specific Notes:

A-01	-	The vial used for the analysis was previously opened and had significant headspace.
D-06	-	The sample chromatographic pattern does not resemble the fuel standard used for quantitation.
D-08	-	Results in the diesel organics range are primarily due to overlap from a gasoline range product.
D-09	-	Results in the diesel organics range are primarily due to overlap from a heavy oil range product.
E	-	Estimated value. The reported value exceeds the calibration range of the analysis.
E-01	-	Estimated value. The reported value exceeds the capacity of the detector and therefore is unreliable.
G-02	-	The chromatogram for this sample does not resemble a typical gasoline pattern. Please refer to the sample chromatogram.
G-03	-	The total hydrocarbon result in this sample is primarily due to an individual compound eluting in the volatile hydrocarbon range. Identification and quantitation by EPA method 8021B or 8260B is recommended.
Q-02	-	The spike recovery for this QC sample is outside of NCA established control limits due to sample matrix interference.
Q-40	-	This analyte had a low bias in the associated calibration verification standard.
Q-41	-	This analyte had a high bias in the associated calibration verification standard.
SR-4	-	Due to sample matrix effects, the surrogate recovery was outside laboratory control limits.

Laboratory Reporting Conventions:

DET	-	Analyte DETECTED at or above the Reporting Limit. Qualitative Analyses only.
ND	-	Analyte NOT DETECTED at or above the reporting limit (MDL or MRL, as appropriate).
NR/NA	-	Not Reported / Not Available
dry	-	Sample results reported on a Dry Weight Basis. Results and Reporting Limits have been corrected for Percent Dry Weight.
wet	-	Sample results and reporting limits reported on a Wet Weight Basis (as received). Results with neither 'wet' nor 'dry' are reported on a Wet Weight Basis.
RPD	-	RELATIVE PERCENT DIFFERENCE (RPDs calculated using Results, not Percent Recoveries).
MRL	-	METHOD REPORTING LIMIT. Reporting Level at, or above, the lowest level standard of the Calibration Table.
MDL*	-	METHOD DETECTION LIMIT. Reporting Level at, or above, the statistically derived limit based on 40CFR, Part 136, Appendix B. *MDLs are listed on the report only if the data has been evaluated below the MRL. Results between the MDL and MRL are reported as Estimated Results.
Dil	-	Dilutions are calculated based on deviations from the standard dilution performed for an analysis, and may not represent the dilution found on the analytical raw data.
Reporting Limits	-	Reporting limits (MDLs and MRLs) are adjusted based on variations in sample preparation amounts, analytical dilutions and percent solids, where applicable.
Electronic Signature	-	Electronic Signature added in accordance with TestAmerica's *Electronic Reporting and Electronic Signatures Policy.* Application of electronic signature indicates that the report has been reviewed and approved for release by the laboratory. Electronic signature is intended to be the legally binding equivalent of a traditionally handwritten signature.

TestAmerica - Seattle, WA



Kate Haney, Project Manager

The results in this report apply to the samples analyzed in accordance with the chain of custody document. This analytical report must be reproduced in its entirety.

11720 North Creek Pkwy N Suite 400, Bothell, WA 98011-8244 425-420-9200 FAX 420-9210
11922 E 1st Ave, Spokane, WA 99206-5302 509-924-9200 FAX 924-9290
9405 SW Nimbus Ave, Beaverton, OR 97008-7145 503-906-9200 FAX 906-9210
20332 Empire Ave, Ste F1, Bend, OR 97701-5712 541-383-9310 FAX 382-7588
2000 W International Airport Rd Ste A10, Anchorage, AK 99502-1119 907-563-9200 FAX 563-9210

CHAIN OF CUSTODY REPORT

Work Order #: BPF0621

NCA CLIENT: Sound Environmental Strategies
REPORT TO: Dee Gardner
ADDRESS: 2400 Airport Way South, Suite 200 Seattle, WA 98134
PHONE: 206.306.1900 FAX: 206.306.1907

INVOICE TO: Mark Chandler c/o Time Oil 2737 West Commodore Way Seattle, WA 98199
P.O. NUMBER:

PROJECT NAME: Seattle Terminal
PROJECT NUMBER: 0440-004-03 01-600
SAMPLED BY: L. Namba / R. Honsberger

TURNAROUND REQUEST in Business Days *
Organic & Inorganic Analyses: 10 STD. | 7 | 5 | 4 | 3 | 2 | 1 | <1
Petroleum Hydrocarbon Analyses: 5 STD. | 4 | 3 | 2 | 1 | <1
OTHER Specify:
* Turnaround Requests less than standard may incur Rush Charges.

CLIENT SAMPLE IDENTIFICATION	SAMPLING DATE/TIME	PRESERVATIVE: HCl	HCl	HCl		HCl									REQUESTED ANALYSES: TPH-Dx (8260B)	BTEX (8260B)	OXY (8260B)	PCB/PCP 8270C	TPH-Dx	MATRIX (W, S, O)	# OF CONT.	LOCATION / COMMENTS	NCA WO ID
1 01-MW-01-20060621	06/21/06 @1225														✓	✓	✓	✓	✓	W	8	01-MW-01	01
2 01-MW-03-20060621	06/21/06 @1053														✓	✓	✓		✓	W	6	01-MW-03	02
3 01-MW-04-20060621	06/21/06 @1200														✓	✓	✓		✓	W	6	01-MW-04	03
4 01-MW-11-20060621	06/21/06 @1120														✓	✓	✓		✓	W	6	01-MW-11	04
5 01-MW-12-20060621	06/21/06 @1515														✓	✓	✓		✓	W	6	01-MW-12	05
6 01-MW-13-20060621	06/21/06 @1510														✓	✓	✓		✓	W	6	01-MW-13	06
7 01-MW-17-20060621	06/21/06 @1419														✓	✓	✓		✓	W	6	01-MW-17	07
8 01-MW-21-20060621	06/21/06 @1425														✓	✓	✓		✓	W	6	01-MW-21	08
9 01-MW-26-20060621	06/21/06 @1325														✓	✓	✓	✓	✓	W	8	01-MW-26	09
10 01-MW-27-20060621	06/21/06 @1250														✓	✓	✓	✓	✓	W	8	01-MW-27	10

RELEASED BY: DW — DATE: 06.22.06
PRINT NAME: DEE GARDNER — FIRM: SES — TIME: 0810

RECEIVED BY: Cathy Gamble — DATE: 6/22/06
PRINT NAME: Cathy Gamble — FIRM: TA — TIME: 8:10

RELEASED BY: — DATE:
PRINT NAME: — FIRM: — TIME:

RECEIVED BY: — DATE:
PRINT NAME: — FIRM: — TIME:

ADDITIONAL REMARKS:
FULL LIST 8260B INCLUDING BTEX AND TIME OIL OXYGENATES

TEMP: 5.8° w/o

COC REV 09/04

11720 North Creek Pkwy N Suite 400, Bothell, WA 98011-8244 425-420-9200 FAX 420-9210
11922 E 1st Ave, Spokane, WA 99206-5302 509-924-9200 FAX 924-9290
9405 SW Nimbus Ave, Beaverton, OR 97008-7145 503-906-9200 FAX 906-9210
20332 Empire Ave, Ste F1, Bend, OR 97701-5712 541-383-9310 FAX 382-7588
2000 W International Airport Rd Ste A10, Anchorage, AK 99502-1119 907-563-9200 FAX 563-9210

CHAIN OF CUSTODY REPORT

Work Order #: BPF0621

NCA CLIENT: Sound Environmental Strategies
REPORT TO: Dee Gardner
ADDRESS: 2400 Airport Way South, Suite 200 Seattle, WA 98134
PHONE: 206.306.1900 FAX: 306.1907

INVOICE TO: Mark Chandler c/o Time Oil 2737 West Commodore Way Seattle, WA 98199
P.O. NUMBER:

PROJECT NAME: Seattle Terminal
PROJECT NUMBER: 0440-004-03 01-600
SAMPLED BY: L. Namba / R. Honsberger

TURNAROUND REQUEST
In Business Days *
Organic & Inorganic Analyses: 10 STD. | 7 | 5 | 4 | 3 | 2 | 1 | <1
Petroleum Hydrocarbon Analyses: 5 STD. | 4 | 3 | 2 | 1 | <1
OTHER Specify:
* Turnaround Requests less than standard may incur Rush Charges.

CLIENT SAMPLE IDENTIFICATION	SAMPLING DATE/TIME	PRESERVATIVE	TPH-G (8260B)	BTEX (8260B)	Oxys (8260B)	PCP (8270C)	TPH-DX	VOC 8260B	MATRIX (W, S, O)	# OF CONT.	LOCATION / COMMENTS	NCA WO ID
		HCl	HCl	HCl		HCl						
1 01-MW-30-20060621	06/21/06 @1635		✓	✓	✓		✓	✓	W	6	01-MW-30	11
2 02-MW-05-20060621	06/21/06 @ 1015		✓	✓	✓		✓	✓	W	6	02-MW-05	12
3 02-MW-08-20060621	06/21/06 @ 1630		✓	✓	✓		✓	✓	W	6	02-MW-08	13
4 01-MW-98-20060621	06/21/06 @1108		✓	✓	✓		✓	✓	W	6	01-MW-98	14
5 Trip Blank	06/19/06 @0800		✓	✓	✓			✓	W	3	Lab Supplied	15
6												
7												
8												
9												
10												

REQUESTED ANALYSES

RELEASED BY: [signature] DATE: 06.22.06
PRINT NAME: DEE GARDNER FIRM: SES TIME: 0810

RECEIVED BY: Cathy Gamble DATE: 6/22/06
PRINT NAME: Cathy Gamble FIRM: TA TIME: 8:10

RELEASED BY: DATE:
PRINT NAME: FIRM: TIME:

RECEIVED BY: DATE:
PRINT NAME: FIRM: TIME:

ADDITIONAL REMARKS: FULL LIST 8260B INCLUDING BTEX AND TIME OIL & OXYGENATES

TEMP:

COC REV 09/04

FRIEDMAN & BRUYA, INC.

ENVIRONMENTAL CHEMISTS

James E. Bruya, Ph.D.
Charlene Morrow, M.S.
Yelena Aravkina, M.S.
Bradley T. Benson, B.S.
Kurt Johnson, B.S.

3012 16th Avenue West
Seattle, WA 98119-2029
TEL: (206) 285-8282
FAX: (206) 283-5044
e-mail: fbi@isomedia.com

January 5, 2007

Dee Gardner, Project Manager
Sound Environmental Strategies Corporation
2400 Airport Way S., Suite 200
Seattle, WA 98134-2020

Dear Ms. Gardner:

Included are the results from the testing of material submitted on December 14, 2006 from the TOC_01-600_20061214, F&BI 612166 project. There are 65 pages included in this report. The samples for PCP analysis were sent to Analytical Resources, Inc. for PCP analysis. Review of the enclosed report indicates that all quality assurance was acceptable.

Any samples that may remain are currently scheduled for disposal in 30 days. If you would like us to return your samples or arrange for long term storage at our offices, please contact us as soon as possible.

We appreciate this opportunity to be of service to you and hope you will call if you should have any questions.

Sincerely,

FRIEDMAN & BRUYA, INC.

Michael Erdahl
Project Manager

Enclosures
SOU0105R

FRIEDMAN & BRUYA, INC.

ENVIRONMENTAL CHEMISTS

CASE NARRATIVE

This case narrative encompasses samples received on December 14, 2006 by Friedman & Bruya, Inc. from the Sound Environmental Strategies TOC_01-600_20061214, F&BI 612166 project. Samples were logged in under the laboratory ID's listed below.

Laboratory ID	Sound Environmental Strategies
612166-01	01MW01-20061212
612166-02	01MW03-20061212
612166-03	01MW04-20061213
612166-04	01MW06-20061212
612166-05	01MW07-20061212
612166-06	01MW11-20061213
612166-07	01MW12-20061213
612166-08	01MW13-20061212
612166-09	01MW15-20061212
612166-10	01MW17-20061212
612166-11	01MW18-20061213
612166-12	01MW19-20061213
612166-13	01MW20-20061213
612166-14	01MW21-20061213
612166-15	01MW26-20061212
612166-16	01MW27-20061212
612166-17	01MW30-20061212
612166-18	01MW32-20061213
612166-19	01MW33-20061212
612166-20	01MW35-20061213
612166-21	01MW36-20061213
612166-22	01MW37-20061212
612166-23	01MW38-20061212
612166-24	01MW39-20061212
612166-25	01MW40-20061212
612166-26	01MW41-20061213
612166-27	01MW42-20061212
612166-28	02MW01-20061211
612166-29	02MW02-20061211
612166-30	02MW03-20061211
612166-31	02MW04-20061211
612166-32	02MW05-20061211
612166-33	02MW06-20061212
612166-34	02MW07-20061211
612166-35	02MW08-20061211
612166-36	MW-99-20061212 (1100)
612166-37	MW-99-20061212 (1530)
612166-38	MW-99-20061211 (1550)
612166-39	MW-99-20061212 (1520)

CASE NARRATIVE (continued)

The second source calibration verification failed for several analytes for samples 01MW04-20061213, 01MW06-20061212, 01MW19-20061213, 01MW20-20061213, MW-99-20061212 (1100), MW-99-20061212 (1520). The samples were flagged accordingly.

A laboratory control spike for gasoline exceeded the laboratory control limit for samples 01MW06-20061212, 01MW19-20061213 (1/100), 01MW20-20061213, MW-99-20061212 (1100), and MW-99-20061212 (1520). The samples were flagged accordingly.

All other quality control requirements were acceptable.

Date of Report: 01/05/07
Date Received: 12/14/06
Project: TOC_01-600_20061214, F&BI 612166
Date Extracted: 12/15/06
Date Analyzed: 12/21/06, 12/22/06, and 12/23/06

RESULTS FROM THE ANALYSIS OF THE WATER SAMPLES FOR TOTAL PETROLEUM HYDROCARBONS AS DIESEL AND MOTOR OIL USING METHOD NWTPH-Dx

Results Reported as µg/L (ppb)

Sample ID Laboratory ID	Diesel Range (C_{10}-C_{25})	Motor Oil Range (C_{25}-C_{36})	Surrogate (% Recovery) (Limit 51-132)
01MW01-20061212 612166-01	570	<250	94
01MW03-20061212 612166-02	1,500	<250	94
01MW04-20061213 612166-03	180	<250	87
01MW06-20061212 612166-04	170	<250	91
01MW07-20061212 612166-05	1,000	540 x	95
01MW11-20061213 612166-06	800	280 x	95
01MW12-20061213 612166-07	5,400	660 x	86
01MW13-20061212 612166-08	1,800	260 x	92
01MW15-20061212 612166-09	220	<250	96
01MW17-20061212 612166-10	310	<250	91

x - The pattern of peaks present is not indicative of motor oil.

Date of Report: 01/05/07
Date Received: 12/14/06
Project: TOC_01-600_20061214, F&BI 612166
Date Extracted: 12/15/06
Date Analyzed: 12/21/06, 12/22/06, and 12/23/06

RESULTS FROM THE ANALYSIS OF THE WATER SAMPLES FOR TOTAL PETROLEUM HYDROCARBONS AS DIESEL AND MOTOR OIL USING METHOD NWTPH-Dx

Results Reported as µg/L (ppb)

Sample ID Laboratory ID	Diesel Range (C_{10}-C_{25})	Motor Oil Range (C_{25}-C_{36})	Surrogate (% Recovery) (Limit 51-132)
01MW18-20061213 612166-11	2,300	<250	94
01MW19-20061213 612166-12	3,700	620	97
01MW20-20061213 612166-13	600	300	92
01MW21-20061213 612166-14	6,000	590 x	87
01MW26-20061212 612166-15	2,900	420 x	90
01MW27-20061212 612166-16	4,100	380 x	93
01MW30-20061212 612166-17	600	<250	96
01MW32-20061213 612166-18	<50	<250	100
01MW33-20061212 612166-19	2,300	370 x	92
01MW35-20061213 612166-20	1,300	300 x	95
01MW36-20061213 612166-21	610	<250	95
01MW37-20061212 612166-22	900	<250	101

x - The pattern of peaks present is not indicative of motor oil.

FRIEDMAN & BRUYA, INC.

ENVIRONMENTAL CHEMISTS

Date of Report: 01/05/07
Date Received: 12/14/06
Project: TOC_01-600_20061214, F&BI 612166
Date Extracted: 12/15/06
Date Analyzed: 12/21/06, 12/22/06, and 12/23/06

RESULTS FROM THE ANALYSIS OF THE WATER SAMPLES FOR TOTAL PETROLEUM HYDROCARBONS AS DIESEL AND MOTOR OIL USING METHOD NWTPH-Dx

Results Reported as µg/L (ppb)

Sample ID Laboratory ID	Diesel Range (C_{10}-C_{25})	Motor Oil Range (C_{25}-C_{36})	Surrogate (% Recovery) (Limit 51-132)
01MW38-20061212 612166-23	1,300	<250	100
01MW39-20061212 612166-24	130	<250	102
01MW40-20061212 612166-25	780	<250	94
01MW41-20061213 612166-26	4,000	530 x	82
01MW42-20061212 612166-27	2,700	420 x	97
02MW08-20061211 612166-35	150	350	108
MW-99-20061212 (1100) 612166-36	140	<250	89
MW-99-20061212 (1530) 612166-37	2,000	270 x	95
MW-99-20061212 (1520) 612166-39	1,300	<250	86
Method Blank	<50	<250	106
Method Blank	<50	<250	101

x - The pattern of peaks present is not indicative of motor oil.

FRIEDMAN & BRUYA, INC.

ENVIRONMENTAL CHEMISTS

Analysis For Volatile Compounds By EPA Method 8260B

Client Sample ID:	01MW04-20061213	Client:	Sound Environmental Strategies
Date Received:	12/14/06	Project:	TOC_01-600_20061214, F&BI 612166
Date Extracted:	12/22/06	Lab ID:	612166-03
Date Analyzed:	12/23/06	Data File:	122247.D
Matrix:	Water	Instrument:	GCMS5
Units:	ug/L (ppb)	Operator:	MB

Surrogates:	% Recovery:	Lower Limit:	Upper Limit:
Dibromofluoromethane	97	75	125
1,2-Dichloroethane-d4	100	67	133
Toluene-d8	103	79	129
4-Bromofluorobenzene	117	76	145

Compounds:	Concentration ug/L (ppb)	Compounds:	Concentration ug/L (ppb)
Ethanol	<1,000	1,1,2-Trichloroethane	<1
Dichlorodifluoromethane	<1	2-Hexanone	<10
Chloromethane	<1	1,3-Dichloropropane	<1
Vinyl chloride	<0.2	Tetrachloroethene	<1
Bromomethane	<1	Dibromochloromethane	<1
Chloroethane	<1 ca	1,2-Dibromoethane (EDB)	<1
Trichlorofluoromethane	<1	Chlorobenzene	<1
Acetone	<10	Ethylbenzene	3.4
1,1-Dichloroethene	<1	1,1,1,2-Tetrachloroethane	<1
Methylene chloride	<5	m,p-Xylene	27
t-Butyl alcohol (TBA)	<50	o-Xylene	9.1
Methyl t-butyl ether (MTBE)	<1	Styrene	<1
trans-1,2-Dichloroethene	<1	Isopropylbenzene	<1
Diisopropyl ether (DIPE)	<1	Bromoform	<1
1,1-Dichloroethane	<1	n-Propylbenzene	1.4 ca
Ethyl t-butyl ether (ETBE)	<1	Bromobenzene	<1
2,2-Dichloropropane	<1 ca	1,3,5-Trimethylbenzene	2.3 ca
cis-1,2-Dichloroethene	<1	1,1,2,2-Tetrachloroethane	<1
Chloroform	<1	1,2,3-Trichloropropane	<1
2-Butanone (MEK)	<10	2-Chlorotoluene	<1
t-Amyl methyl ether (TAME)	<1	4-Chlorotoluene	<1
1,2-Dichloroethane (EDC)	<1	tert-Butylbenzene	<1
1,1,1-Trichloroethane	<1	1,2,4-Trimethylbenzene	12 ca
1,1-Dichloropropene	<1	sec-Butylbenzene	<1
Carbon Tetrachloride	<1	p-Isopropyltoluene	<1
Benzene	4.4	1,3-Dichlorobenzene	<1
Trichloroethene	<1	1,4-Dichlorobenzene	<1
1,2-Dichloropropane	<1	1,2-Dichlorobenzene	<1
Bromodichloromethane	<1	1,2-Dibromo-3-chloropropane	<1
Dibromomethane	<1	1,2,4-Trichlorobenzene	<1
4-Methyl-2-pentanone	<10	Hexachlorobutadiene	<1
cis-1,3-Dichloropropene	<1	Naphthalene	2.6 ca
Toluene	1.6	1,2,3-Trichlorobenzene	<1
trans-1,3-Dichloropropene	<1	TPH as gasoline	230

Note: The reporting limit for vinyl chloride is equal to the MDL.
ca – The second source results for this analyte fell outside of acceptance criteria. The value reported is an estimate.

FRIEDMAN & BRUYA, INC.

ENVIRONMENTAL CHEMISTS

Analysis For Volatile Compounds By EPA Method 8260B

Client Sample ID:	01MW04-20061213	Client:	Sound Environmental Strategies
Date Received:	12/14/06	Project:	TOC_01-600_20061214, F&BI 612166
Date Extracted:	12/21/06	Lab ID:	612166-03 1/5
Date Analyzed:	12/21/06	Data File:	122118.D
Matrix:	Water	Instrument:	GCMS4
Units:	ug/L (ppb)	Operator:	YA

Surrogates:	% Recovery:	Lower Limit:	Upper Limit:
Dibromofluoromethane	84	64	114
1,2-Dichloroethane-d4	85	65	115
Toluene-d8	81	61	114
4-Bromofluorobenzene	89	56	127

Compounds:	Concentration ug/L (ppb)	Compounds:	Concentration ug/L (ppb)
Ethanol	<5,000	1,1,2-Trichloroethane	<5
Dichlorodifluoromethane	<5	2-Hexanone	<50
Chloromethane	<5	1,3-Dichloropropane	<5
Vinyl chloride	<1	Tetrachloroethene	<5
Bromomethane	<5	Dibromochloromethane	<5
Chloroethane	<5	1,2-Dibromoethane (EDB)	<5
Trichlorofluoromethane	<5	Chlorobenzene	<5
Acetone	<50	Ethylbenzene	<5
1,1-Dichloroethene	<5	1,1,1,2-Tetrachloroethane	<5
Methylene chloride	<25	m,p-Xylene	5.6
t-Butyl alcohol (TBA)	<250	o-Xylene	<5
Methyl t-butyl ether (MTBE)	<5	Styrene	<5
trans-1,2-Dichloroethene	<5	Isopropylbenzene	<5
Diisopropyl ether (DIPE)	<5	Bromoform	<5
1,1-Dichloroethane	<5	n-Propylbenzene	<5
Ethyl t-butyl ether (ETBE)	<5	Bromobenzene	<5
2,2-Dichloropropane	<5	1,3,5-Trimethylbenzene	<5
cis-1,2-Dichloroethene	<5	1,1,2,2-Tetrachloroethane	<5
Chloroform	<5	1,2,3-Trichloropropane	<5
2-Butanone (MEK)	<50	2-Chlorotoluene	<5
t-Amyl methyl ether (TAME)	<5	4-Chlorotoluene	<5
1,2-Dichloroethane (EDC)	<5	tert-Butylbenzene	<5
1,1,1-Trichloroethane	<5	1,2,4-Trimethylbenzene	<5
1,1-Dichloropropene	<5	sec-Butylbenzene	<5
Carbon Tetrachloride	<5	p-Isopropyltoluene	<5
Benzene	<5	1,3-Dichlorobenzene	<5
Trichloroethene	<5	1,4-Dichlorobenzene	<5
1,2-Dichloropropane	<5	1,2-Dichlorobenzene	<5
Bromodichloromethane	<5	1,2-Dibromo-3-chloropropane	<5
Dibromomethane	<5	1,2,4-Trichlorobenzene	<5
4-Methyl-2-pentanone	<50	Hexachlorobutadiene	<5
cis-1,3-Dichloropropene	<5	Naphthalene	<5
Toluene	<5	1,2,3-Trichlorobenzene	<5
trans-1,3-Dichloropropene	<5	TPH as gasoline	<250

Note: The reporting limit for vinyl chloride is equal to the MDL.
Note: The sample was diluted due to sample matrix effects. Detection limits are raised due to dilution.

FRIEDMAN & BRUYA, INC.

ENVIRONMENTAL CHEMISTS

Analysis For Volatile Compounds By EPA Method 8260B

Client Sample ID:	01MW06-20061212	Client:	Sound Environmental Strategies
Date Received:	12/14/06	Project:	TOC_01-600_20061214, F&BI 612166
Date Extracted:	12/21/06	Lab ID:	612166-04
Date Analyzed:	12/21/06	Data File:	122113.D
Matrix:	Water	Instrument:	GCMS4
Units:	ug/L (ppb)	Operator:	MB

Surrogates:	% Recovery:	Lower Limit:	Upper Limit:
Dibromofluoromethane	86	64	114
1,2-Dichloroethane-d4	86	61	115
Toluene-d8	81	61	114
4-Bromofluorobenzene	87	56	127

Compounds:	Concentration ug/L (ppb)	Compounds:	Concentration ug/L (ppb)
Ethanol	<1,000	1,1,2-Trichloroethane	<1
Dichlorodifluoromethane	<1	2-Hexanone	<10
Chloromethane	<1	1,3-Dichloropropane	<1
Vinyl chloride	<0.2	Tetrachloroethene	<1
Bromomethane	<1	Dibromochloromethane	<1
Chloroethane	<1	1,2-Dibromoethane (EDB)	<1
Trichlorofluoromethane	<1	Chlorobenzene	<1
Acetone	<10	Ethylbenzene	<1
1,1-Dichloroethene	<1	1,1,1,2-Tetrachloroethane	<1
Methylene chloride	<5	m,p-Xylene	<2
t-Butyl alcohol (TBA)	<50	o-Xylene	<1
Methyl t-butyl ether (MTBE)	<1	Styrene	<1
trans-1,2-Dichloroethene	<1	Isopropylbenzene	<1
Diisopropyl ether (DIPE)	<1	Bromoform	<1
1,1-Dichloroethane	<1	n-Propylbenzene	<1
Ethyl t-butyl ether (ETBE)	<1	Bromobenzene	<1
2,2-Dichloropropane	<1	1,3,5-Trimethylbenzene	<1
cis-1,2-Dichloroethene	<1	1,1,2,2-Tetrachloroethane	<1
Chloroform	<1	1,2,3-Trichloropropane	<1
2-Butanone (MEK)	<10	2-Chlorotoluene	<1
t-Amyl methyl ether (TAME)	<1	4-Chlorotoluene	<1
1,2-Dichloroethane (EDC)	<1	tert-Butylbenzene	<1
1,1,1-Trichloroethane	<1	1,2,4-Trimethylbenzene	<1
1,1-Dichloropropene	<1	sec-Butylbenzene	<1
Carbon Tetrachloride	<1	p-Isopropyltoluene	<1
Benzene	<1	1,3-Dichlorobenzene	<1
Trichloroethene	<1	1,4-Dichlorobenzene	<1
1,2-Dichloropropane	<1	1,2-Dichlorobenzene	<1
Bromodichloromethane	<1	1,2-Dibromo-3-chloropropane	<1
Dibromomethane	<1	1,2,4-Trichlorobenzene	<1
4-Methyl-2-pentanone	<10	Hexachlorobutadiene	<1
cis-1,3-Dichloropropene	<1	Naphthalene	<1
Toluene	<1	1,2,3-Trichlorobenzene	<1
trans-1,3-Dichloropropene	<1	TPH as gasoline	62 ca

Note: The reporting limit for vinyl chloride is equal to the MDL.

ca – The second source and laboratory control spike results for this analyte fell outside of acceptance criteria. The value reported is an estimate.

FRIEDMAN & BRUYA, INC.

ENVIRONMENTAL CHEMISTS

Analysis For Volatile Compounds By EPA Method 8260B

Client Sample ID:	01MW07-20061212	Client:	Sound Environmental Strategies
Date Received:	12/14/06	Project:	TOC_01-600_20061214, F&BI 612166
Date Extracted:	12/21/06	Lab ID:	612166-05
Date Analyzed:	12/21/06	Data File:	122114.D
Matrix:	Water	Instrument:	GCMS4
Units:	ug/L (ppb)	Operator:	MB

Surrogates:	% Recovery:	Lower Limit:	Upper Limit:
Dibromofluoromethane	84	64	114
1,2-Dichloroethane-d4	86	61	115
Toluene-d8	81	61	114
4-Bromofluorobenzene	88	56	127

Compounds:	Concentration ug/L (ppb)	Compounds:	Concentration ug/L (ppb)
Ethanol	<1,000	1,1,2-Trichloroethane	<1
Dichlorodifluoromethane	<1	2-Hexanone	<10
Chloromethane	<1	1,3-Dichloropropane	<1
Vinyl chloride	<0.2	Tetrachloroethene	<1
Bromomethane	<1	Dibromochloromethane	<1
Chloroethane	<1	1,2-Dibromoethane (EDB)	<1
Trichlorofluoromethane	<1	Chlorobenzene	<1
Acetone	<10	Ethylbenzene	<1
1,1-Dichloroethene	<1	1,1,1,2-Tetrachloroethane	<1
Methylene chloride	<5	m,p-Xylene	<2
t-Butyl alcohol (TBA)	<50	o-Xylene	<1
Methyl t-butyl ether (MTBE)	<1	Styrene	<1
trans-1,2-Dichloroethene	<1	Isopropylbenzene	<1
Diisopropyl ether (DIPE)	<1	Bromoform	<1
1,1-Dichloroethane	<1	n-Propylbenzene	<1
Ethyl t-butyl ether (ETBE)	<1	Bromobenzene	<1
2,2-Dichloropropane	<1	1,3,5-Trimethylbenzene	<1
cis-1,2-Dichloroethene	<1	1,1,2,2-Tetrachloroethane	<1
Chloroform	<1	1,2,3-Trichloropropane	<1
2-Butanone (MEK)	<10	2-Chlorotoluene	<1
t-Amyl methyl ether (TAME)	<1	4-Chlorotoluene	<1
1,2-Dichloroethane (EDC)	<1	tert-Butylbenzene	<1
1,1,1-Trichloroethane	<1	1,2,4-Trimethylbenzene	<1
1,1-Dichloropropene	<1	sec-Butylbenzene	<1
Carbon Tetrachloride	<1	p-Isopropyltoluene	<1
Benzene	<1	1,3-Dichlorobenzene	<1
Trichloroethene	12	1,4-Dichlorobenzene	<1
1,2-Dichloropropane	<1	1,2-Dichlorobenzene	<1
Bromodichloromethane	<1	1,2-Dibromo-3-chloropropane	<1
Dibromomethane	<1	1,2,4-Trichlorobenzene	<1
4-Methyl-2-pentanone	<10	Hexachlorobutadiene	<1
cis-1,3-Dichloropropene	<1	Naphthalene	<1
Toluene	<1	1,2,3-Trichlorobenzene	<1
trans-1,3-Dichloropropene	<1	TPH as gasoline	<50

Note: The reporting limit for vinyl chloride is equal to the MDL.

FRIEDMAN & BRUYA, INC.

ENVIRONMENTAL CHEMISTS

Analysis For Volatile Compounds By EPA Method 8260B

Client Sample ID:	01MW15-20061212	Client:	Sound Environmental Strategies
Date Received:	12/14/06	Project:	TOC_01-600_20061214, F&BI 612166
Date Extracted:	12/21/06	Lab ID:	612166-09
Date Analyzed:	12/21/06	Data File:	122115.D
Matrix:	Water	Instrument:	GCMS4
Units:	ug/L (ppb)	Operator:	MB

Surrogates:	% Recovery:	Lower Limit:	Upper Limit:
Dibromofluoromethane	85	64	114
1,2-Dichloroethane-d4	86	61	115
Toluene-d8	81	61	114
4-Bromofluorobenzene	87	56	127

Compounds:	Concentration ug/L (ppb)	Compounds:	Concentration ug/L (ppb)
Ethanol	<1,000	1,1,2-Trichloroethane	<1
Dichlorodifluoromethane	<1	2-Hexanone	<10
Chloromethane	<1	1,3-Dichloropropane	<1
Vinyl chloride	5.6	Tetrachloroethene	<1
Bromomethane	<1	Dibromochloromethane	<1
Chloroethane	<1	1,2-Dibromoethane (EDB)	<1
Trichlorofluoromethane	<1	Chlorobenzene	<1
Acetone	<10	Ethylbenzene	<1
1,1-Dichloroethene	<1	1,1,1,2-Tetrachloroethane	<1
Methylene chloride	<5	m,p-Xylene	<2
t-Butyl alcohol (TBA)	<50	o-Xylene	<1
Methyl t-butyl ether (MTBE)	<1	Styrene	<1
trans-1,2-Dichloroethene	<1	Isopropylbenzene	<1
Diisopropyl ether (DIPE)	<1	Bromoform	<1
1,1-Dichloroethane	<1	n-Propylbenzene	<1
Ethyl t-butyl ether (ETBE)	<1	Bromobenzene	<1
2,2-Dichloropropane	<1	1,3,5-Trimethylbenzene	<1
cis-1,2-Dichloroethene	9.2	1,1,2,2-Tetrachloroethane	<1
Chloroform	<1	1,2,3-Trichloropropane	<1
2-Butanone (MEK)	<10	2-Chlorotoluene	<1
t-Amyl methyl ether (TAME)	<1	4-Chlorotoluene	<1
1,2-Dichloroethane (EDC)	<1	tert-Butylbenzene	<1
1,1,1-Trichloroethane	<1	1,2,4-Trimethylbenzene	<1
1,1-Dichloropropene	<1	sec-Butylbenzene	<1
Carbon Tetrachloride	<1	p-Isopropyltoluene	<1
Benzene	<1	1,3-Dichlorobenzene	<1
Trichloroethene	5.9	1,4-Dichlorobenzene	<1
1,2-Dichloropropane	<1	1,2-Dichlorobenzene	<1
Bromodichloromethane	<1	1,2-Dibromo-3-chloropropane	<1
Dibromomethane	<1	1,2,4-Trichlorobenzene	<1
4-Methyl-2-pentanone	<10	Hexachlorobutadiene	<1
cis-1,3-Dichloropropene	<1	Naphthalene	<1
Toluene	<1	1,2,3-Trichlorobenzene	<1
trans-1,3-Dichloropropene	<1	TPH as gasoline	<50

FRIEDMAN & BRUYA, INC.

ENVIRONMENTAL CHEMISTS

Analysis For Volatile Compounds By EPA Method 8260B

Client Sample ID:	01MW19-20061213	Client:	Sound Environmental Strategies
Date Received:	12/14/06	Project:	TOC_01-600_20061214, F&BI 612166
Date Extracted:	12/21/06	Lab ID:	612166-12 1/100
Date Analyzed:	12/21/06	Data File:	122119.D
Matrix:	Water	Instrument:	GCMS4
Units:	ug/L (ppb)	Operator:	MB

Surrogates:	% Recovery:	Lower Limit:	Upper Limit:
Dibromofluoromethane	85	64	114
1,2-Dichloroethane-d4	86	61	115
Toluene-d8	81	61	114
4-Bromofluorobenzene	88	56	127

Compounds:	Concentration ug/L (ppb)	Compounds:	Concentration ug/L (ppb)
Ethanol	<100,000	1,1,2-Trichloroethane	<100
Dichlorodifluoromethane	<100	2-Hexanone	<1,000
Chloromethane	<100	1,3-Dichloropropane	<100
Vinyl chloride	<20	Tetrachloroethene	<100
Bromomethane	<100	Dibromochloromethane	<100
Chloroethane	<100	1,2-Dibromoethane (EDB)	<100
Trichlorofluoromethane	<100	Chlorobenzene	<100
Acetone	<1,000	Ethylbenzene	750
1,1-Dichloroethene	<100	1,1,1,2-Tetrachloroethane	<100
Methylene chloride	<500	m,p-Xylene	2,800
t-Butyl alcohol (TBA)	<5,000	o-Xylene	<100
Methyl t-butyl ether (MTBE)	<100	Styrene	<100
trans-1,2-Dichloroethene	<100	Isopropylbenzene	<100
Diisopropyl ether (DIPE)	<100	Bromoform	<100
1,1-Dichloroethane	<100	n-Propylbenzene	<100
Ethyl t-butyl ether (ETBE)	<100	Bromobenzene	<100
2,2-Dichloropropane	<100	1,3,5-Trimethylbenzene	110
cis-1,2-Dichloroethene	<100	1,1,2,2-Tetrachloroethane	<100
Chloroform	<100	1,2,3-Trichloropropane	<100
2-Butanone (MEK)	<1,000	2-Chlorotoluene	<100
t-Amyl methyl ether (TAME)	<100	4-Chlorotoluene	<100
1,2-Dichloroethane (EDC)	<100	tert-Butylbenzene	<100
1,1,1-Trichloroethane	<100	1,2,4-Trimethylbenzene	480
1,1-Dichloropropene	<100	sec-Butylbenzene	<100
Carbon Tetrachloride	<100	p-Isopropyltoluene	<100
Benzene	4,400	1,3-Dichlorobenzene	<100
Trichloroethene	<100	1,4-Dichlorobenzene	<100
1,2-Dichloropropane	<100	1,2-Dichlorobenzene	<100
Bromodichloromethane	<100	1,2-Dibromo-3-chloropropane	<100
Dibromomethane	<100	1,2,4-Trichlorobenzene	<100
4-Methyl-2-pentanone	<1,000	Hexachlorobutadiene	<100
cis-1,3-Dichloropropene	<100	Naphthalene	160
Toluene	<100	1,2,3-Trichlorobenzene	<100
trans-1,3-Dichloropropene	<100	TPH as gasoline	26,000 ca

Note: The reporting limit for vinyl chloride is equal to the MDL.
ca – The second source and laboratory control spike results for this analyte fell outside of acceptance criteria. The value reported is an estimate.
Note: The sample was diluted due to the presence of high levels of material. Detection limits are raised due to dilution.

FRIEDMAN & BRUYA, INC.

ENVIRONMENTAL CHEMISTS

Analysis For Volatile Compounds By EPA Method 8260B

Client Sample ID:	01MW20-20061213	Client:	Sound Environmental Strategies
Date Received:	12/14/06	Project:	TOC_01-600_20061214, F&BI 612166
Date Extracted:	12/21/06	Lab ID:	612166-13
Date Analyzed:	12/21/06	Data File:	122116.D
Matrix:	Water	Instrument:	GCMS4
Units:	ug/L (ppb)	Operator:	MB

Surrogates:	% Recovery:	Lower Limit:	Upper Limit:
Dibromofluoromethane	84	64	114
1,2-Dichloroethane-d4	85	61	115
Toluene-d8	83	61	114
4-Bromofluorobenzene	87	56	127

Compounds:	Concentration ug/L (ppb)	Compounds:	Concentration ug/L (ppb)
Ethanol	<1,000	1,1,2-Trichloroethane	<1
Dichlorodifluoromethane	<1	2-Hexanone	<10
Chloromethane	<1	1,3-Dichloropropane	<1
Vinyl chloride	<0.2	Tetrachloroethene	<1
Bromomethane	<1	Dibromochloromethane	<1
Chloroethane	<1	1,2-Dibromoethane (EDB)	<1
Trichlorofluoromethane	<1	Chlorobenzene	<1
Acetone	<10	Ethylbenzene	46
1,1-Dichloroethene	<1	1,1,1,2-Tetrachloroethane	<1
Methylene chloride	<5	m,p-Xylene	61
t-Butyl alcohol (TBA)	<50	o-Xylene	69
Methyl t-butyl ether (MTBE)	<1	Styrene	<1
trans-1,2-Dichloroethene	<1	Isopropylbenzene	4.5
Diisopropyl ether (DIPE)	<1	Bromoform	<1
1,1-Dichloroethane	<1	n-Propylbenzene	7.7
Ethyl t-butyl ether (ETBE)	<1	Bromobenzene	<1
2,2-Dichloropropane	<1	1,3,5-Trimethylbenzene	4.0
cis-1,2-Dichloroethene	2.0	1,1,2,2-Tetrachloroethane	<1
Chloroform	<1	1,2,3-Trichloropropane	<1
2-Butanone (MEK)	<10	2-Chlorotoluene	<1
t-Amyl methyl ether (TAME)	<1	4-Chlorotoluene	<1
1,2-Dichloroethane (EDC)	<1	tert-Butylbenzene	<1
1,1,1-Trichloroethane	<1	1,2,4-Trimethylbenzene	23
1,1-Dichloropropene	<1	sec-Butylbenzene	<1
Carbon Tetrachloride	<1	p-Isopropyltoluene	<1
Benzene	17	1,3-Dichlorobenzene	<1
Trichloroethene	8.6	1,4-Dichlorobenzene	<1
1,2-Dichloropropane	<1	1,2-Dichlorobenzene	<1
Bromodichloromethane	<1	1,2-Dibromo-3-chloropropane	<1
Dibromomethane	<1	1,2,4-Trichlorobenzene	<1
4-Methyl-2-pentanone	<10	Hexachlorobutadiene	<1
cis-1,3-Dichloropropene	<1	Naphthalene	6.5
Toluene	8.8	1,2,3-Trichlorobenzene	<1
trans-1,3-Dichloropropene	<1	TPH as gasoline	1,300 ca

Note: The reporting limit for vinyl chloride is equal to the MDL.
ca – The second source and laboratory control spike results for this analyte fell outside of acceptance criteria. The value reported is an estimate.

FRIEDMAN & BRUYA, INC.

ENVIRONMENTAL CHEMISTS

Analysis For Volatile Compounds By EPA Method 8260B

Client Sample ID:	01MW30-20061212	Client:	Sound Environmental Strategies
Date Received:	12/14/06	Project:	TOC_01-600_20061214, F&BI 612166
Date Extracted:	12/21/06	Lab ID:	612166-17
Date Analyzed:	12/21/06	Data File:	122117.D
Matrix:	Water	Instrument:	GCMS4
Units:	ug/L (ppb)	Operator:	MB

Surrogates:	% Recovery:	Lower Limit:	Upper Limit:
Dibromofluoromethane	84	64	114
1,2-Dichloroethane-d4	87	61	115
Toluene-d8	80	61	114
4-Bromofluorobenzene	87	56	127

Compounds:	Concentration ug/L (ppb)	Compounds:	Concentration ug/L (ppb)
Ethanol	<1,000	1,1,2-Trichloroethane	<1
Dichlorodifluoromethane	<1	2-Hexanone	<10
Chloromethane	<1	1,3-Dichloropropane	<1
Vinyl chloride	<0.2	Tetrachloroethene	<1
Bromomethane	<1	Dibromochloromethane	<1
Chloroethane	<1	1,2-Dibromoethane (EDB)	<1
Trichlorofluoromethane	<1	Chlorobenzene	<1
Acetone	<10	Ethylbenzene	<1
1,1-Dichloroethene	<1	1,1,1,2-Tetrachloroethane	<1
Methylene chloride	<5	m,p-Xylene	<2
t-Butyl alcohol (TBA)	<50	o-Xylene	<1
Methyl t-butyl ether (MTBE)	<1	Styrene	<1
trans-1,2-Dichloroethene	<1	Isopropylbenzene	<1
Diisopropyl ether (DIPE)	<1	Bromoform	<1
1,1-Dichloroethane	<1	n-Propylbenzene	<1
Ethyl t-butyl ether (ETBE)	<1	Bromobenzene	<1
2,2-Dichloropropane	<1	1,3,5-Trimethylbenzene	<1
cis-1,2-Dichloroethene	<1	1,1,2,2-Tetrachloroethane	<1
Chloroform	<1	1,2,3-Trichloropropane	<1
2-Butanone (MEK)	<10	2-Chlorotoluene	<1
t-Amyl methyl ether (TAME)	<1	4-Chlorotoluene	<1
1,2-Dichloroethane (EDC)	<1	tert-Butylbenzene	<1
1,1,1-Trichloroethane	<1	1,2,4-Trimethylbenzene	<1
1,1-Dichloropropene	<1	sec-Butylbenzene	<1
Carbon Tetrachloride	<1	p-Isopropyltoluene	<1
Benzene	<1	1,3-Dichlorobenzene	<1
Trichloroethene	<1	1,4-Dichlorobenzene	<1
1,2-Dichloropropane	<1	1,2-Dichlorobenzene	<1
Bromodichloromethane	<1	1,2-Dibromo-3-chloropropane	<1
Dibromomethane	<1	1,2,4-Trichlorobenzene	<1
4-Methyl-2-pentanone	<10	Hexachlorobutadiene	<1
cis-1,3-Dichloropropene	<1	Naphthalene	<1
Toluene	<1	1,2,3-Trichlorobenzene	<1
trans-1,3-Dichloropropene	<1	TPH as gasoline	<50

Note: The reporting limit for vinyl chloride is equal to the MDL.

FRIEDMAN & BRUYA, INC.

ENVIRONMENTAL CHEMISTS

Analysis For Volatile Compounds By EPA Method 8260B

Client Sample ID:	02MW08-20061211	Client:	Sound Environmental Strategies
Date Received:	12/14/06	Project:	TOC_01-600_20061214, F&BI 612166
Date Extracted:	12/21/06	Lab ID:	612166-35
Date Analyzed:	12/22/06	Data File:	122134.D
Matrix:	Water	Instrument:	GCMS4
Units:	ug/L (ppb)	Operator:	MB

Surrogates:	% Recovery:	Lower Limit:	Upper Limit:
Dibromofluoromethane	84	64	114
1,2-Dichloroethane-d4	83	61	115
Toluene-d8	79	61	114
4-Bromofluorobenzene	91	56	127

Compounds:	Concentration ug/L (ppb)	Compounds:	Concentration ug/L (ppb)
Ethanol	<1,000	1,1,2-Trichloroethane	<1
Dichlorodifluoromethane	<1	2-Hexanone	<10
Chloromethane	<1	1,3-Dichloropropane	<1
Vinyl chloride	<0.2	Tetrachloroethene	<1
Bromomethane	<1	Dibromochloromethane	<1
Chloroethane	<1	1,2-Dibromoethane (EDB)	<1
Trichlorofluoromethane	<1	Chlorobenzene	<1
Acetone	<10	Ethylbenzene	<1
1,1-Dichloroethene	<1	1,1,1,2-Tetrachloroethane	<1
Methylene chloride	<5	m,p-Xylene	<2
t-Butyl alcohol (TBA)	<50	o-Xylene	<1
Methyl t-butyl ether (MTBE)	<1	Styrene	<1
trans-1,2-Dichloroethene	<1	Isopropylbenzene	<1
Diisopropyl ether (DIPE)	<1	Bromoform	<1
1,1-Dichloroethane	<1	n-Propylbenzene	<1
Ethyl t-butyl ether (ETBE)	<1	Bromobenzene	<1
2,2-Dichloropropane	<1	1,3,5-Trimethylbenzene	<1
cis-1,2-Dichloroethene	<1	1,1,2,2-Tetrachloroethane	<1
Chloroform	<1	1,2,3-Trichloropropane	<1
2-Butanone (MEK)	<10	2-Chlorotoluene	<1
t-Amyl methyl ether (TAME)	<1	4-Chlorotoluene	<1
1,2-Dichloroethane (EDC)	<1	tert-Butylbenzene	<1
1,1,1-Trichloroethane	<1	1,2,4-Trimethylbenzene	<1
1,1-Dichloropropene	<1	sec-Butylbenzene	<1
Carbon Tetrachloride	<1	p-Isopropyltoluene	<1
Benzene	<1	1,3-Dichlorobenzene	<1
Trichloroethene	<1	1,4-Dichlorobenzene	<1
1,2-Dichloropropane	<1	1,2-Dichlorobenzene	<1
Bromodichloromethane	<1	1,2-Dibromo-3-chloropropane	<1
Dibromomethane	<1	1,2,4-Trichlorobenzene	<1
4-Methyl-2-pentanone	<10	Hexachlorobutadiene	<1
cis-1,3-Dichloropropene	<1	Naphthalene	<1
Toluene	<1	1,2,3-Trichlorobenzene	<1
trans-1,3-Dichloropropene	<1	TPH as gasoline	<50

Note: The reporting limit for vinyl chloride is equal to the MDL.

FRIEDMAN & BRUYA, INC.

ENVIRONMENTAL CHEMISTS

Analysis For Volatile Compounds By EPA Method 8260B

Client Sample ID:	MW-99-20061212 (1100)	Client:	Sound Environmental Strategies
Date Received:	12/14/06	Project:	TOC_01-600_20061214, F&BI 612166
Date Extracted:	12/21/06	Lab ID:	612166-36
Date Analyzed:	12/22/06	Data File:	122133.D
Matrix:	Water	Instrument:	GCMS4
Units:	ug/L (ppb)	Operator:	MB

Surrogates:	% Recovery:	Lower Limit:	Upper Limit:
Dibromofluoromethane	85	64	114
1,2-Dichloroethane-d4	85	61	115
Toluene-d8	82	61	114
4-Bromofluorobenzene	90	56	127

Compounds:	Concentration ug/L (ppb)	Compounds:	Concentration ug/L (ppb)
Ethanol	<1,000	1,1,2-Trichloroethane	<1
Dichlorodifluoromethane	<1	2-Hexanone	<10
Chloromethane	<1	1,3-Dichloropropane	<1
Vinyl chloride	4.9	Tetrachloroethene	<1
Bromomethane	<1	Dibromochloromethane	<1
Chloroethane	<1	1,2-Dibromoethane (EDB)	<1
Trichlorofluoromethane	<1	Chlorobenzene	<1
Acetone	<10	Ethylbenzene	<1
1,1-Dichloroethene	<1	1,1,1,2-Tetrachloroethane	<1
Methylene chloride	<5	m,p-Xylene	<2
t-Butyl alcohol (TBA)	<50	o-Xylene	<1
Methyl t-butyl ether (MTBE)	<1	Styrene	<1
trans-1,2-Dichloroethene	<1	Isopropylbenzene	<1
Diisopropyl ether (DIPE)	<1	Bromoform	<1
1,1-Dichloroethane	<1	n-Propylbenzene	<1
Ethyl t-butyl ether (ETBE)	<1	Bromobenzene	<1
2,2-Dichloropropane	<1	1,3,5-Trimethylbenzene	<1
cis-1,2-Dichloroethene	9.6	1,1,2,2-Tetrachloroethane	<1
Chloroform	<1	1,2,3-Trichloropropane	<1
2-Butanone (MEK)	<10	2-Chlorotoluene	<1
t-Amyl methyl ether (TAME)	<1	4-Chlorotoluene	<1
1,2-Dichloroethane (EDC)	<1	tert-Butylbenzene	<1
1,1,1-Trichloroethane	<1	1,2,4-Trimethylbenzene	<1
1,1-Dichloropropene	<1	sec-Butylbenzene	<1
Carbon Tetrachloride	<1	p-Isopropyltoluene	<1
Benzene	<1	1,3-Dichlorobenzene	<1
Trichloroethene	7.2	1,4-Dichlorobenzene	<1
1,2-Dichloropropane	<1	1,2-Dichlorobenzene	<1
Bromodichloromethane	<1	1,2-Dibromo-3-chloropropane	<1
Dibromomethane	<1	1,2,4-Trichlorobenzene	<1
4-Methyl-2-pentanone	<10	Hexachlorobutadiene	<1
cis-1,3-Dichloropropene	<1	Naphthalene	<1
Toluene	<1	1,2,3-Trichlorobenzene	<1
trans-1,3-Dichloropropene	<1	TPH as gasoline	51 ca

Note: The reporting limit for vinyl chloride is equal to the MDL.

ca – The second source and laboratory control spike results for this analyte fell outside of acceptance criteria. The value reported is an estimate.

FRIEDMAN & BRUYA, INC.

ENVIRONMENTAL CHEMISTS

Analysis For Volatile Compounds By EPA Method 8260B

Client Sample ID:	MW-99-20061212 (1520)	Client:	Sound Environmental Strategies
Date Received:	12/14/06	Project:	TOC_01-600_20061214, F&BI 612166
Date Extracted:	12/21/06	Lab ID:	612166-39
Date Analyzed:	12/22/06	Data File:	122135.D
Matrix:	Water	Instrument:	GCMS4
Units:	ug/L (ppb)	Operator:	MB

Surrogates:	% Recovery:	Lower Limit:	Upper Limit:
Dibromofluoromethane	84	64	114
1,2-Dichloroethane-d4	86	61	115
Toluene-d8	85	61	114
4-Bromofluorobenzene	90	56	127

Compounds:	Concentration ug/L (ppb)	Compounds:	Concentration ug/L (ppb)
Ethanol	<1,000	1,1,2-Trichloroethane	<1
Dichlorodifluoromethane	<1	2-Hexanone	<10
Chloromethane	<1	1,3-Dichloropropane	<1
Vinyl chloride	<0.2	Tetrachloroethene	<1
Bromomethane	<1	Dibromochloromethane	<1
Chloroethane	<1	1,2-Dibromoethane (EDB)	<1
Trichlorofluoromethane	<1	Chlorobenzene	<1
Acetone	<10	Ethylbenzene	20
1,1-Dichloroethene	<1	1,1,1,2-Tetrachloroethane	<1
Methylene chloride	<5	m,p-Xylene	30
t-Butyl alcohol (TBA)	<50	o-Xylene	6.8
Methyl t-butyl ether (MTBE)	<1	Styrene	<1
trans-1,2-Dichloroethene	<1	Isopropylbenzene	4.9
Diisopropyl ether (DIPE)	<1	Bromoform	<1
1,1-Dichloroethane	<1	n-Propylbenzene	11
Ethyl t-butyl ether (ETBE)	<1	Bromobenzene	<1
2,2-Dichloropropane	<1	1,3,5-Trimethylbenzene	2.1
cis-1,2-Dichloroethene	<1	1,1,2,2-Tetrachloroethane	<1
Chloroform	<1	1,2,3-Trichloropropane	<1
2-Butanone (MEK)	<10	2-Chlorotoluene	<1
t-Amyl methyl ether (TAME)	<1	4-Chlorotoluene	<1
1,2-Dichloroethane (EDC)	<1	tert-Butylbenzene	<1
1,1,1-Trichloroethane	<1	1,2,4-Trimethylbenzene	6.1
1,1-Dichloropropene	<1	sec-Butylbenzene	2.0
Carbon Tetrachloride	<1	p-Isopropyltoluene	<1
Benzene	630 ve	1,3-Dichlorobenzene	<1
Trichloroethene	<1	1,4-Dichlorobenzene	<1
1,2-Dichloropropane	<1	1,2-Dichlorobenzene	<1
Bromodichloromethane	<1	1,2-Dibromo-3-chloropropane	<1
Dibromomethane	<1	1,2,4-Trichlorobenzene	<1
4-Methyl-2-pentanone	<10	Hexachlorobutadiene	<1
cis-1,3-Dichloropropene	<1	Naphthalene	26
Toluene	13	1,2,3-Trichlorobenzene	<1
trans-1,3-Dichloropropene	<1	TPH as gasoline	3,300 ca

Note: The reporting limit for vinyl chloride is equal to the MDL.

ca – The second source and laboratory control spike results for this analyte fell outside of acceptance criteria. The value reported is an estimate.

ve - The value reported exceeded the calibration range established for the analyte. The reported concentration is an estimate.

FRIEDMAN & BRUYA, INC.

ENVIRONMENTAL CHEMISTS

Analysis For Volatile Compounds By EPA Method 8260B

Client Sample ID:	Method Blank	Client:	Sound Environmental Strategies
Date Received:	Not Applicable	Project:	TOC_01-600_20061214, F&BI 612166
Date Extracted:	12/22/06	Lab ID:	061916 mb
Date Analyzed:	12/23/06	Data File:	122228.D
Matrix:	Water	Instrument:	GCMS5
Units:	ug/L (ppb)	Operator:	MB

Surrogates:	% Recovery:	Lower Limit:	Upper Limit:
Dibromofluoromethane	99	75	125
1,2-Dichloroethane-d4	101	67	133
Toluene-d8	104	79	129
4-Bromofluorobenzene	118	76	145

Compounds:	Concentration ug/L (ppb)	Compounds:	Concentration ug/L (ppb)
Ethanol	<1,000	1,1,2-Trichloroethane	<1
Dichlorodifluoromethane	<1	2-Hexanone	<10
Chloromethane	<1	1,3-Dichloropropane	<1
Vinyl chloride	<0.2	Tetrachloroethene	<1
Bromomethane	<1	Dibromochloromethane	<1
Chloroethane	<1	1,2-Dibromoethane (EDB)	<1
Trichlorofluoromethane	<1	Chlorobenzene	<1
Acetone	<10	Ethylbenzene	<1
1,1-Dichloroethene	<1	1,1,1,2-Tetrachloroethane	<1
Methylene chloride	<5	m,p-Xylene	<2
t-Butyl alcohol (TBA)	<50	o-Xylene	<1
Methyl t-butyl ether (MTBE)	<1	Styrene	<1
trans-1,2-Dichloroethene	<1	Isopropylbenzene	<1
Diisopropyl ether (DIPE)	<1	Bromoform	<1
1,1-Dichloroethane	<1	n-Propylbenzene	<1
Ethyl t-butyl ether (ETBE)	<1	Bromobenzene	<1
2,2-Dichloropropane	<1	1,3,5-Trimethylbenzene	<1
cis-1,2-Dichloroethene	<1	1,1,2,2-Tetrachloroethane	<1
Chloroform	<1	1,2,3-Trichloropropane	<1
2-Butanone (MEK)	<10	2-Chlorotoluene	<1
t-Amyl methyl ether (TAME)	<1	4-Chlorotoluene	<1
1,2-Dichloroethane (EDC)	<1	tert-Butylbenzene	<1
1,1,1-Trichloroethane	<1	1,2,4-Trimethylbenzene	<1
1,1-Dichloropropene	<1	sec-Butylbenzene	<1
Carbon Tetrachloride	<1	p-Isopropyltoluene	<1
Benzene	<1	1,3-Dichlorobenzene	<1
Trichloroethene	<1	1,4-Dichlorobenzene	<1
1,2-Dichloropropane	<1	1,2-Dichlorobenzene	<1
Bromodichloromethane	<1	1,2-Dibromo-3-chloropropane	<1
Dibromomethane	<1	1,2,4-Trichlorobenzene	<1
4-Methyl-2-pentanone	<10	Hexachlorobutadiene	<1
cis-1,3-Dichloropropene	<1	Naphthalene	<1
Toluene	<1	1,2,3-Trichlorobenzene	<1
trans-1,3-Dichloropropene	<1	TPH as gasoline	<50

Note: The reporting limit for vinyl chloride is equal to the MDL.

FRIEDMAN & BRUYA, INC.

ENVIRONMENTAL CHEMISTS

Analysis For Volatile Compounds By EPA Method 8260B

Client Sample ID:	Method Blank	Client:	Sound Environmental Strategies
Date Received:	Not Applicable	Project:	TOC_01-600_20061214, F&BI 612166
Date Extracted:	12/21/06	Lab ID:	061935 mb
Date Analyzed:	12/21/06	Data File:	122109.D
Matrix:	Water	Instrument:	GCMS4
Units:	ug/L (ppb)	Operator:	MB

Surrogates:	% Recovery:	Lower Limit:	Upper Limit:
Dibromofluoromethane	74	64	114
1,2-Dichloroethane-d4	88	61	115
Toluene-d8	80	61	114
4-Bromofluorobenzene	87	56	127

Compounds:	Concentration ug/L (ppb)	Compounds:	Concentration ug/L (ppb)
Ethanol	<1,000	1,1,2-Trichloroethane	<1
Dichlorodifluoromethane	<1	2-Hexanone	<10
Chloromethane	<1	1,3-Dichloropropane	<1
Vinyl chloride	<0.2	Tetrachloroethene	<1
Bromomethane	<1	Dibromochloromethane	<1
Chloroethane	<1	1,2-Dibromoethane (EDB)	<1
Trichlorofluoromethane	<1	Chlorobenzene	<1
Acetone	<10	Ethylbenzene	<1
1,1-Dichloroethene	<1	1,1,1,2-Tetrachloroethane	<1
Methylene chloride	<5	m,p-Xylene	<2
t-Butyl alcohol (TBA)	<50	o-Xylene	<1
Methyl t-butyl ether (MTBE)	<1	Styrene	<1
trans-1,2-Dichloroethene	<1	Isopropylbenzene	<1
Diisopropyl ether (DIPE)	<1	Bromoform	<1
1,1-Dichloroethane	<1	n-Propylbenzene	<1
Ethyl t-butyl ether (ETBE)	<1	Bromobenzene	<1
2,2-Dichloropropane	<1	1,3,5-Trimethylbenzene	<1
cis-1,2-Dichloroethene	<1	1,1,2,2-Tetrachloroethane	<1
Chloroform	<1	1,2,3-Trichloropropane	<1
2-Butanone (MEK)	<10	2-Chlorotoluene	<1
t-Amyl methyl ether (TAME)	<1	4-Chlorotoluene	<1
1,2-Dichloroethane (EDC)	<1	tert-Butylbenzene	<1
1,1,1-Trichloroethane	<1	1,2,4-Trimethylbenzene	<1
1,1-Dichloropropene	<1	sec-Butylbenzene	<1
Carbon Tetrachloride	<1	p-Isopropyltoluene	<1
Benzene	<1	1,3-Dichlorobenzene	<1
Trichloroethene	<1	1,4-Dichlorobenzene	<1
1,2-Dichloropropane	<1	1,2-Dichlorobenzene	<1
Bromodichloromethane	<1	1,2-Dibromo-3-chloropropane	<1
Dibromomethane	<1	1,2,4-Trichlorobenzene	<1
4-Methyl-2-pentanone	<10	Hexachlorobutadiene	<1
cis-1,3-Dichloropropene	<1	Naphthalene	<1
Toluene	<1	1,2,3-Trichlorobenzene	<1
trans-1,3-Dichloropropene	<1	TPH as gasoline	<50

Note: The reporting limit for vinyl chloride is equal to the MDL.

FRIEDMAN & BRUYA, INC.

ENVIRONMENTAL CHEMISTS

Analysis For Volatile Compounds By EPA Method 8260B

Client Sample ID:	01MW01-20061212	Client:	Sound Environmental Strategies
Date Received:	12/14/06	Project:	TOC_01-600_20061214, F&BI 612166
Date Extracted:	12/21/06	Lab ID:	612166-01
Date Analyzed:	12/22/06	Data File:	122140.D
Matrix:	Water	Instrument:	GCMS4
Units:	ug/L (ppb)	Operator:	MB

Surrogates:	% Recovery:	Lower Limit:	Upper Limit:
Dibromofluoromethane	85	64	114
1,2-Dichloroethane-d4	87	61	115
Toluene-d8	81	61	114
4-Bromofluorobenzene	89	56	127

Compounds:	Concentration ug/L (ppb)
Ethanol	<1,000
t-Butyl alcohol (TBA)	<50
Methyl t-butyl ether (MTBE)	<1
Ethyl t-butyl ether (ETBE)	<1
t-Amyl methyl ether (TAME)	<1
Diisopropyl ether (DIPE)	<1
1,2-Dichloroethane (EDC)	<1
1,2-Dibromoethane (EDB)	<1
Benzene	<1
Toluene	<1
Ethylbenzene	<1
m,p-Xylene	<2
o-Xylene	<1
TPH as gasoline	<50

FRIEDMAN & BRUYA, INC.

ENVIRONMENTAL CHEMISTS

Analysis For Volatile Compounds By EPA Method 8260B

Client Sample ID:	01MW03-20061212	Client:	Sound Environmental Strategies
Date Received:	12/14/06	Project:	TOC_01-600_20061214, F&BI 612166
Date Extracted:	12/22/06	Lab ID:	612166-02
Date Analyzed:	12/23/06	Data File:	122252.D
Matrix:	Water	Instrument:	GCMS5
Units:	ug/L (ppb)	Operator:	MB

Surrogates:	% Recovery:	Lower Limit:	Upper Limit:
Dibromofluoromethane	97	75	125
1,2-Dichloroethane-d4	101	67	133
Toluene-d8	104	79	129
4-Bromofluorobenzene	117	76	145

Compounds:	Concentration ug/L (ppb)
Ethanol	<1,000
t-Butyl alcohol (TBA)	<50
Methyl t-butyl ether (MTBE)	<1
Ethyl t-butyl ether (ETBE)	<1
t-Amyl methyl ether (TAME)	<1
Diisopropyl ether (DIPE)	<1
1,2-Dichloroethane (EDC)	<1
1,2-Dibromoethane (EDB)	<1
Benzene	870 ve
Toluene	12
Ethylbenzene	23
m,p-Xylene	32
o-Xylene	8.4
TPH as gasoline	3,200

ve - The value reported exceeded the calibration range established for the analyte. The reported concentration is an estimate.

FRIEDMAN & BRUYA, INC.

ENVIRONMENTAL CHEMISTS

Analysis For Volatile Compounds By EPA Method 8260B

Client Sample ID:	01MW03-20061212	Client:	Sound Environmental Strategies
Date Received:	12/14/06	Project:	TOC_01-600_20061214, F&BI 612166
Date Extracted:	12/22/06	Lab ID:	612166-02 1/200
Date Analyzed:	12/22/06	Data File:	122207.D
Matrix:	Water	Instrument:	GCMS5
Units:	ug/L (ppb)	Operator:	MB

Surrogates:	% Recovery:	Lower Limit:	Upper Limit:
Dibromofluoromethane	100	75	125
1,2-Dichloroethane-d4	104	67	133
Toluene-d8	105	79	129
4-Bromofluorobenzene	121	76	145

Compounds:	Concentration ug/L (ppb)
Ethanol	<200,000
t-Butyl alcohol (TBA)	<10,000
Methyl t-butyl ether (MTBE)	<200
Ethyl t-butyl ether (ETBE)	<200
t-Amyl methyl ether (TAME)	<200
Diisopropyl ether (DIPE)	<200
1,2-Dichloroethane (EDC)	<200
1,2-Dibromoethane (EDB)	<200
Benzene	1,000
Toluene	<200
Ethylbenzene	<200
m,p-Xylene	<400
o-Xylene	<200
TPH as gasoline	<10,000

Note: The sample was diluted due to the presence of high levels of material. Detection limits are raised due to dilution.

FRIEDMAN & BRUYA, INC.

ENVIRONMENTAL CHEMISTS

Analysis For Volatile Compounds By EPA Method 8260B

Client Sample ID:	01MW11-20061213	Client:	Sound Environmental Strategies
Date Received:	12/14/06	Project:	TOC_01-600_20061214, F&BI 612166
Date Extracted:	12/21/06	Lab ID:	612166-06
Date Analyzed:	12/22/06	Data File:	122141.D
Matrix:	Water	Instrument:	GCMS4
Units:	ug/L (ppb)	Operator:	MB

Surrogates:	% Recovery:	Lower Limit:	Upper Limit:
Dibromofluoromethane	85	64	114
1,2-Dichloroethane-d4	83	61	115
Toluene-d8	79	61	114
4-Bromofluorobenzene	90	56	127

Compounds:	Concentration ug/L (ppb)
Ethanol	<1,000
t-Butyl alcohol (TBA)	<50
Methyl t-butyl ether (MTBE)	<1
Ethyl t-butyl ether (ETBE)	<1
t-Amyl methyl ether (TAME)	<1
Diisopropyl ether (DIPE)	<1
1,2-Dichloroethane (EDC)	4.2
1,2-Dibromoethane (EDB)	<1
Benzene	<1
Toluene	<1
Ethylbenzene	<1
m,p-Xylene	<2
o-Xylene	<1
TPH as gasoline	<50

FRIEDMAN & BRUYA, INC.

ENVIRONMENTAL CHEMISTS

Analysis For Volatile Compounds By EPA Method 8260B

Client Sample ID:	01MW12-20061213	Client:	Sound Environmental Strategies
Date Received:	12/14/06	Project:	TOC_01-600_20061214, F&BI 612166
Date Extracted:	12/22/06	Lab ID:	612166-07 1/10
Date Analyzed:	12/22/06	Data File:	122208.D
Matrix:	Water	Instrument:	GCMS5
Units:	ug/L (ppb)	Operator:	MB

Surrogates:	% Recovery:	Lower Limit:	Upper Limit:
Dibromofluoromethane	97	75	125
1,2-Dichloroethane-d4	102	67	133
Toluene-d8	102	79	129
4-Bromofluorobenzene	116	76	145

Compounds:	Concentration ug/L (ppb)
Ethanol	<10,000
t-Butyl alcohol (TBA)	<500
Methyl t-butyl ether (MTBE)	<10
Ethyl t-butyl ether (ETBE)	<10
t-Amyl methyl ether (TAME)	<10
Diisopropyl ether (DIPE)	<10
1,2-Dichloroethane (EDC)	<10
1,2-Dibromoethane (EDB)	<10
Benzene	230
Toluene	<10
Ethylbenzene	<10
m,p-Xylene	<20
o-Xylene	<10
TPH as gasoline	1,000

Note: The sample was diluted due to the presence of high levels of material. Detection limits are raised due to dilution.

Analysis For Volatile Compounds By EPA Method 8260B

Client Sample ID:	01MW13-20061212	Client:	Sound Environmental Strategies
Date Received:	12/14/06	Project:	TOC_01-600_20061214, F&BI 612166
Date Extracted:	12/22/06	Lab ID:	612166-08
Date Analyzed:	12/23/06	Data File:	122248.D
Matrix:	Water	Instrument:	GCMS5
Units:	ug/L (ppb)	Operator:	MB

Surrogates:	% Recovery:	Lower Limit:	Upper Limit:
Dibromofluoromethane	96	75	125
1,2-Dichloroethane-d4	100	67	133
Toluene-d8	103	79	129
4-Bromofluorobenzene	118	76	145

Compounds:	Concentration ug/L (ppb)
Ethanol	<1,000
t-Butyl alcohol (TBA)	<50
Methyl t-butyl ether (MTBE)	<1
Ethyl t-butyl ether (ETBE)	<1
t-Amyl methyl ether (TAME)	<1
Diisopropyl ether (DIPE)	<1
1,2-Dichloroethane (EDC)	<1
1,2-Dibromoethane (EDB)	<1
Benzene	<1
Toluene	<1
Ethylbenzene	<1
m,p-Xylene	<2
o-Xylene	<1
TPH as gasoline	51

FRIEDMAN & BRUYA, INC.

ENVIRONMENTAL CHEMISTS

Analysis For Volatile Compounds By EPA Method 8260B

Client Sample ID:	01MW17-20061212	Client:	Sound Environmental Strategies
Date Received:	12/14/06	Project:	TOC_01-600_20061214, F&BI 612166
Date Extracted:	12/22/06	Lab ID:	612166-10
Date Analyzed:	12/23/06	Data File:	122249.D
Matrix:	Water	Instrument:	GCMS5
Units:	ug/L (ppb)	Operator:	MB

Surrogates:	% Recovery:	Lower Limit:	Upper Limit:
Dibromofluoromethane	98	75	125
1,2-Dichloroethane-d4	101	67	133
Toluene-d8	103	79	129
4-Bromofluorobenzene	117	76	145

Compounds:	Concentration ug/L (ppb)
Ethanol	<1,000
t-Butyl alcohol (TBA)	<50
Methyl t-butyl ether (MTBE)	<1
Ethyl t-butyl ether (ETBE)	<1
t-Amyl methyl ether (TAME)	<1
Diisopropyl ether (DIPE)	<1
1,2-Dichloroethane (EDC)	<1
1,2-Dibromoethane (EDB)	<1
Benzene	<1
Toluene	<1
Ethylbenzene	<1
m,p-Xylene	<2
o-Xylene	<1
TPH as gasoline	<50

FRIEDMAN & BRUYA, INC.

ENVIRONMENTAL CHEMISTS

Analysis For Volatile Compounds By EPA Method 8260B

Client Sample ID:	01MW18-20061213	Client:	Sound Environmental Strategies
Date Received:	12/14/06	Project:	TOC_01-600_20061214, F&BI 612166
Date Extracted:	12/22/06	Lab ID:	612166-11 1/50
Date Analyzed:	12/23/06	Data File:	122250.D
Matrix:	Water	Instrument:	GCMS5
Units:	ug/L (ppb)	Operator:	MB

Surrogates:	% Recovery:	Lower Limit:	Upper Limit:
Dibromofluoromethane	97	75	125
1,2-Dichloroethane-d4	99	67	133
Toluene-d8	102	79	129
4-Bromofluorobenzene	117	76	145

Compounds:	Concentration ug/L (ppb)
Ethanol	<50,000
t-Butyl alcohol (TBA)	<2,500
Methyl t-butyl ether (MTBE)	<50
Ethyl t-butyl ether (ETBE)	<50
t-Amyl methyl ether (TAME)	<50
Diisopropyl ether (DIPE)	<50
1,2-Dichloroethane (EDC)	<50
1,2-Dibromoethane (EDB)	<50
Benzene	1,200
Toluene	55
Ethylbenzene	210
m,p-Xylene	630
o-Xylene	98
TPH as gasoline	8,100

Note: The sample was diluted due to the presence of high levels of material. Detection limits are raised due to dilution.

FRIEDMAN & BRUYA, INC.

ENVIRONMENTAL CHEMISTS

Analysis For Volatile Compounds By EPA Method 8260B

Client Sample ID:	01MW21-20061213	Client:	Sound Environmental Strategies
Date Received:	12/14/06	Project:	TOC_01-600_20061214, F&BI 612166
Date Extracted:	12/22/06	Lab ID:	612166-14
Date Analyzed:	12/22/06	Data File:	122212.D
Matrix:	Water	Instrument:	GCMS5
Units:	ug/L (ppb)	Operator:	MB

Surrogates:	% Recovery:	Lower Limit:	Upper Limit:
Dibromofluoromethane	98	75	125
1,2-Dichloroethane-d4	103	67	133
Toluene-d8	103	79	129
4-Bromofluorobenzene	117	76	145

Compounds:	Concentration ug/L (ppb)
Ethanol	<1,000
t-Butyl alcohol (TBA)	<50
Methyl t-butyl ether (MTBE)	<1
Ethyl t-butyl ether (ETBE)	<1
t-Amyl methyl ether (TAME)	<1
Diisopropyl ether (DIPE)	<1
1,2-Dichloroethane (EDC)	2.0
1,2-Dibromoethane (EDB)	<1
Benzene	<1
Toluene	<1
Ethylbenzene	<1
m,p-Xylene	<2
o-Xylene	<1
TPH as gasoline	860

Analysis For Volatile Compounds By EPA Method 8260B

Client Sample ID:	01MW26-20061212	Client:	Sound Environmental Strategies
Date Received:	12/14/06	Project:	TOC_01-600_20061214, F&BI 612166
Date Extracted:	12/22/06	Lab ID:	612166-15
Date Analyzed:	12/22/06	Data File:	122214.D
Matrix:	Water	Instrument:	GCMS5
Units:	ug/L (ppb)	Operator:	MB

Surrogates:	% Recovery:	Lower Limit:	Upper Limit:
Dibromofluoromethane	98	75	125
1,2-Dichloroethane-d4	103	67	133
Toluene-d8	103	79	129
4-Bromofluorobenzene	117	76	145

Compounds:	Concentration ug/L (ppb)
Ethanol	<1,000
t-Butyl alcohol (TBA)	<50
Methyl t-butyl ether (MTBE)	<1
Ethyl t-butyl ether (ETBE)	<1
t-Amyl methyl ether (TAME)	<1
Diisopropyl ether (DIPE)	<1
1,2-Dichloroethane (EDC)	1.3
1,2-Dibromoethane (EDB)	<1
Benzene	47
Toluene	5.6
Ethylbenzene	25
m,p-Xylene	32
o-Xylene	50
TPH as gasoline	1,200

FRIEDMAN & BRUYA, INC.

ENVIRONMENTAL CHEMISTS

Analysis For Volatile Compounds By EPA Method 8260B

Client Sample ID:	01MW27-20061212	Client:	Sound Environmental Strategies
Date Received:	12/14/06	Project:	TOC_01-600_20061214, F&BI 612166
Date Extracted:	12/22/06	Lab ID:	612166-16
Date Analyzed:	12/22/06	Data File:	122215.D
Matrix:	Water	Instrument:	GCMS5
Units:	ug/L (ppb)	Operator:	MB

Surrogates:	% Recovery:	Lower Limit:	Upper Limit:
Dibromofluoromethane	94	75	125
1,2-Dichloroethane-d4	103	67	133
Toluene-d8	103	79	129
4-Bromofluorobenzene	115	76	145

Compounds:	Concentration ug/L (ppb)
Ethanol	<1,000
t-Butyl alcohol (TBA)	<50
Methyl t-butyl ether (MTBE)	<1
Ethyl t-butyl ether (ETBE)	<1
t-Amyl methyl ether (TAME)	<1
Diisopropyl ether (DIPE)	<1
1,2-Dichloroethane (EDC)	6.0
1,2-Dibromoethane (EDB)	1.4
Benzene	1,800 ve
Toluene	250 ve
Ethylbenzene	210 ve
m,p-Xylene	350 ve
o-Xylene	250 ve
TPH as gasoline	8,000

ve - The value reported exceeded the calibration range established for the analyte. The reported concentration is an estimate.

Analysis For Volatile Compounds By EPA Method 8260B

Client Sample ID:	01MW27-20061212	Client:	Sound Environmental Strategies
Date Received:	12/14/06	Project:	TOC_01-600_20061214, F&BI 612166
Date Extracted:	12/22/06	Lab ID:	612166-16 1/100
Date Analyzed:	12/26/06	Data File:	122611.D
Matrix:	Water	Instrument:	GCMS5
Units:	ug/L (ppb)	Operator:	MB

Surrogates:	% Recovery:	Lower Limit:	Upper Limit:
Dibromofluoromethane	96	75	125
1,2-Dichloroethane-d4	101	67	133
Toluene-d8	103	79	129
4-Bromofluorobenzene	116	76	145

Compounds:	Concentration ug/L (ppb)
Ethanol	<100,000
t-Butyl alcohol (TBA)	<5,000
Methyl t-butyl ether (MTBE)	<100
Ethyl t-butyl ether (ETBE)	<100
t-Amyl methyl ether (TAME)	<100
Diisopropyl ether (DIPE)	<100
1,2-Dichloroethane (EDC)	<100
1,2-Dibromoethane (EDB)	<100
Benzene	8,800
Toluene	220
Ethylbenzene	180
m,p-Xylene	270
o-Xylene	180
TPH as gasoline	23,000

Note: The sample was diluted due to the presence of high levels of material.

Analysis For Volatile Compounds By EPA Method 8260B

Client Sample ID:	01MW32-20061213	Client:	Sound Environmental Strategies
Date Received:	12/14/06	Project:	TOC_01-600_20061214, F&BI 612166
Date Extracted:	12/22/06	Lab ID:	612166-18
Date Analyzed:	12/26/06	Data File:	122612.D
Matrix:	Water	Instrument:	GCMS5
Units:	ug/L (ppb)	Operator:	MB

Surrogates:	% Recovery:	Lower Limit:	Upper Limit:
Dibromofluoromethane	97	75	125
1,2-Dichloroethane-d4	99	67	133
Toluene-d8	104	79	129
4-Bromofluorobenzene	117	76	145

Compounds:	Concentration ug/L (ppb)
Ethanol	<1,000
t-Butyl alcohol (TBA)	<50
Methyl t-butyl ether (MTBE)	<1
Ethyl t-butyl ether (ETBE)	<1
t-Amyl methyl ether (TAME)	<1
Diisopropyl ether (DIPE)	<1
1,2-Dichloroethane (EDC)	<1
1,2-Dibromoethane (EDB)	<1
Benzene	<1
Toluene	<1
Ethylbenzene	<1
m,p-Xylene	<2
o-Xylene	<1
TPH as gasoline	<50

FRIEDMAN & BRUYA, INC.

ENVIRONMENTAL CHEMISTS

Analysis For Volatile Compounds By EPA Method 8260B

Client Sample ID:	01MW33-20061212	Client:	Sound Environmental Strategies
Date Received:	12/14/06	Project:	TOC_01-600_20061214, F&BI 612166
Date Extracted:	12/22/06	Lab ID:	612166-19
Date Analyzed:	12/22/06	Data File:	122217.D
Matrix:	Water	Instrument:	GCMS5
Units:	ug/L (ppb)	Operator:	MB

Surrogates:	% Recovery:	Lower Limit:	Upper Limit:
Dibromofluoromethane	97	75	125
1,2-Dichloroethane-d4	102	67	133
Toluene-d8	103	79	129
4-Bromofluorobenzene	118	76	145

Compounds:	Concentration ug/L (ppb)
Ethanol	<1,000
t-Butyl alcohol (TBA)	<50
Methyl t-butyl ether (MTBE)	<1
Ethyl t-butyl ether (ETBE)	<1
t-Amyl methyl ether (TAME)	<1
Diisopropyl ether (DIPE)	<1
1,2-Dichloroethane (EDC)	<1
1,2-Dibromoethane (EDB)	<1
Benzene	31
Toluene	1.4
Ethylbenzene	3.5
m,p-Xylene	3.8
o-Xylene	<1
TPH as gasoline	1,500

FRIEDMAN & BRUYA, INC.

ENVIRONMENTAL CHEMISTS

Analysis For Volatile Compounds By EPA Method 8260B

Client Sample ID:	01MW35-20061213	Client:	Sound Environmental Strategies
Date Received:	12/14/06	Project:	TOC_01-600_20061214, F&BI 612166
Date Extracted:	12/22/06	Lab ID:	612166-20
Date Analyzed:	12/22/06	Data File:	122218.D
Matrix:	Water	Instrument:	GCMS5
Units:	ug/L (ppb)	Operator:	MB

Surrogates:	% Recovery:	Lower Limit:	Upper Limit:
Dibromofluoromethane	98	75	125
1,2-Dichloroethane-d4	101	67	133
Toluene-d8	103	79	129
4-Bromofluorobenzene	117	76	145

Compounds:	Concentration ug/L (ppb)
Ethanol	<1,000
t-Butyl alcohol (TBA)	<50
Methyl t-butyl ether (MTBE)	<1
Ethyl t-butyl ether (ETBE)	<1
t-Amyl methyl ether (TAME)	<1
Diisopropyl ether (DIPE)	<1
1,2-Dichloroethane (EDC)	<1
1,2-Dibromoethane (EDB)	<1
Benzene	<1
Toluene	<1
Ethylbenzene	<1
m,p-Xylene	<2
o-Xylene	<1
TPH as gasoline	130

Analysis For Volatile Compounds By EPA Method 8260B

Client Sample ID:	01MW36-20061213	Client:	Sound Environmental Strategies
Date Received:	12/14/06	Project:	TOC_01-600_20061214, F&BI 612166
Date Extracted:	12/22/06	Lab ID:	612166-21
Date Analyzed:	12/22/06	Data File:	122219.D
Matrix:	Water	Instrument:	GCMS5
Units:	ug/L (ppb)	Operator:	MB

Surrogates:	% Recovery:	Lower Limit:	Upper Limit:
Dibromofluoromethane	98	75	125
1,2-Dichloroethane-d4	101	67	133
Toluene-d8	102	79	129
4-Bromofluorobenzene	116	76	145

Compounds:	Concentration ug/L (ppb)
Ethanol	<1,000
t-Butyl alcohol (TBA)	<50
Methyl t-butyl ether (MTBE)	<1
Ethyl t-butyl ether (ETBE)	<1
t-Amyl methyl ether (TAME)	<1
Diisopropyl ether (DIPE)	<1
1,2-Dichloroethane (EDC)	5.3
1,2-Dibromoethane (EDB)	<1
Benzene	<1
Toluene	<1
Ethylbenzene	<1
m,p-Xylene	<2
o-Xylene	<1
TPH as gasoline	<50

Analysis For Volatile Compounds By EPA Method 8260B

Client Sample ID:	01MW37-20061212	Client:	Sound Environmental Strategies
Date Received:	12/14/06	Project:	TOC_01-600_20061214, F&BI 612166
Date Extracted:	12/22/06	Lab ID:	612166-22
Date Analyzed:	12/23/06	Data File:	122229.D
Matrix:	Water	Instrument:	GCMS5
Units:	ug/L (ppb)	Operator:	MB

Surrogates:	% Recovery:	Lower Limit:	Upper Limit:
Dibromofluoromethane	96	75	125
1,2-Dichloroethane-d4	103	67	133
Toluene-d8	102	79	129
4-Bromofluorobenzene	116	76	145

Compounds:	Concentration ug/L (ppb)
Ethanol	<1,000
t-Butyl alcohol (TBA)	<50
Methyl t-butyl ether (MTBE)	<1
Ethyl t-butyl ether (ETBE)	<1
t-Amyl methyl ether (TAME)	<1
Diisopropyl ether (DIPE)	<1
1,2-Dichloroethane (EDC)	<1
1,2-Dibromoethane (EDB)	<1
Benzene	<1
Toluene	<1
Ethylbenzene	<1
m,p-Xylene	<2
o-Xylene	<1
TPH as gasoline	<50

Analysis For Volatile Compounds By EPA Method 8260B

Client Sample ID:	01MW38-20061212	Client:	Sound Environmental Strategies
Date Received:	12/14/06	Project:	TOC_01-600_20061214, F&BI 612166
Date Extracted:	12/22/06	Lab ID:	612166-23
Date Analyzed:	12/23/06	Data File:	122230.D
Matrix:	Water	Instrument:	GCMS5
Units:	ug/L (ppb)	Operator:	MB

Surrogates:	% Recovery:	Lower Limit:	Upper Limit:
Dibromofluoromethane	98	75	125
1,2-Dichloroethane-d4	101	67	133
Toluene-d8	103	79	129
4-Bromofluorobenzene	118	76	145

Compounds:	Concentration ug/L (ppb)
Ethanol	<1,000
t-Butyl alcohol (TBA)	<50
Methyl t-butyl ether (MTBE)	<1
Ethyl t-butyl ether (ETBE)	<1
t-Amyl methyl ether (TAME)	<1
Diisopropyl ether (DIPE)	<1
1,2-Dichloroethane (EDC)	<1
1,2-Dibromoethane (EDB)	<1
Benzene	<1
Toluene	<1
Ethylbenzene	<1
m,p-Xylene	<2
o-Xylene	<1
TPH as gasoline	90

FRIEDMAN & BRUYA, INC.

ENVIRONMENTAL CHEMISTS

Analysis For Volatile Compounds By EPA Method 8260B

Client Sample ID:	01MW39-20061212	Client:	Sound Environmental Strategies
Date Received:	12/14/06	Project:	TOC_01-600_20061214, F&BI 612166
Date Extracted:	12/22/06	Lab ID:	612166-24
Date Analyzed:	12/23/06	Data File:	122231.D
Matrix:	Water	Instrument:	GCMS5
Units:	ug/L (ppb)	Operator:	MB

Surrogates:	% Recovery:	Lower Limit:	Upper Limit:
Dibromofluoromethane	96	75	125
1,2-Dichloroethane-d4	100	67	133
Toluene-d8	102	79	129
4-Bromofluorobenzene	116	76	145

Compounds:	Concentration ug/L (ppb)
Ethanol	<1,000
t-Butyl alcohol (TBA)	<50
Methyl t-butyl ether (MTBE)	<1
Ethyl t-butyl ether (ETBE)	<1
t-Amyl methyl ether (TAME)	<1
Diisopropyl ether (DIPE)	<1
1,2-Dichloroethane (EDC)	<1
1,2-Dibromoethane (EDB)	<1
Benzene	<1
Toluene	<1
Ethylbenzene	<1
m,p-Xylene	<2
o-Xylene	<1
TPH as gasoline	<50

Analysis For Volatile Compounds By EPA Method 8260B

Client Sample ID:	01MW40-20061212	Client:	Sound Environmental Strategies
Date Received:	12/14/06	Project:	TOC_01-600_20061214, F&BI 612166
Date Extracted:	12/22/06	Lab ID:	612166-25
Date Analyzed:	12/23/06	Data File:	122232.D
Matrix:	Water	Instrument:	GCMS5
Units:	ug/L (ppb)	Operator:	MB

Surrogates:	% Recovery:	Lower Limit:	Upper Limit:
Dibromofluoromethane	97	75	125
1,2-Dichloroethane-d4	101	67	133
Toluene-d8	102	79	129
4-Bromofluorobenzene	117	76	145

Compounds:	Concentration ug/L (ppb)
Ethanol	<1,000
t-Butyl alcohol (TBA)	<50
Methyl t-butyl ether (MTBE)	<1
Ethyl t-butyl ether (ETBE)	<1
t-Amyl methyl ether (TAME)	<1
Diisopropyl ether (DIPE)	<1
1,2-Dichloroethane (EDC)	<1
1,2-Dibromoethane (EDB)	<1
Benzene	<1
Toluene	<1
Ethylbenzene	<1
m,p-Xylene	<2
o-Xylene	<1
TPH as gasoline	<50

Analysis For Volatile Compounds By EPA Method 8260B

Client Sample ID:	01MW41-20061213	Client:	Sound Environmental Strategies
Date Received:	12/14/06	Project:	TOC_01-600_20061214, F&BI 612166
Date Extracted:	12/22/06	Lab ID:	612166-26
Date Analyzed:	12/23/06	Data File:	122233.D
Matrix:	Water	Instrument:	GCMS5
Units:	ug/L (ppb)	Operator:	MB

Surrogates:	% Recovery:	Lower Limit:	Upper Limit:
Dibromofluoromethane	97	75	125
1,2-Dichloroethane-d4	102	67	133
Toluene-d8	102	79	129
4-Bromofluorobenzene	116	76	145

Compounds:	Concentration ug/L (ppb)
Ethanol	<1,000
t-Butyl alcohol (TBA)	<50
Methyl t-butyl ether (MTBE)	<1
Ethyl t-butyl ether (ETBE)	<1
t-Amyl methyl ether (TAME)	<1
Diisopropyl ether (DIPE)	<1
1,2-Dichloroethane (EDC)	120
1,2-Dibromoethane (EDB)	<1
Benzene	190 ve
Toluene	4.8
Ethylbenzene	11
m,p-Xylene	13
o-Xylene	6.6
TPH as gasoline	1,000

ve - The value reported exceeded the calibration range established for the analyte. The reported concentration is an estimate.

FRIEDMAN & BRUYA, INC.

ENVIRONMENTAL CHEMISTS

Analysis For Volatile Compounds By EPA Method 8260B

Client Sample ID:	01MW41-20061213	Client:	Sound Environmental Strategies
Date Received:	12/14/06	Project:	TOC_01-600_20061214, F&BI 612166
Date Extracted:	12/22/06	Lab ID:	612166-26 1/10
Date Analyzed:	12/26/06	Data File:	122613.D
Matrix:	Water	Instrument:	GCMS5
Units:	ug/L (ppb)	Operator:	MB

Surrogates:	% Recovery:	Lower Limit:	Upper Limit:
Dibromofluoromethane	98	75	125
1,2-Dichloroethane-d4	100	67	133
Toluene-d8	104	79	129
4-Bromofluorobenzene	118	76	145

Compounds:	Concentration ug/L (ppb)
Ethanol	<10,000
t-Butyl alcohol (TBA)	<500
Methyl t-butyl ether (MTBE)	<10
Ethyl t-butyl ether (ETBE)	<10
t-Amyl methyl ether (TAME)	<10
Diisopropyl ether (DIPE)	<10
1,2-Dichloroethane (EDC)	140
1,2-Dibromoethane (EDB)	<10
Benzene	210
Toluene	<10
Ethylbenzene	12
m,p-Xylene	<20
o-Xylene	<10
TPH as gasoline	980

Note: The sample was diluted due to the presence of high levels of material.

FRIEDMAN & BRUYA, INC.

ENVIRONMENTAL CHEMISTS

Analysis For Volatile Compounds By EPA Method 8260B

Client Sample ID:	01MW42-20061212	Client:	Sound Environmental Strategies
Date Received:	12/14/06	Project:	TOC_01-600_20061214, F&BI 612166
Date Extracted:	12/22/06	Lab ID:	612166-27
Date Analyzed:	12/23/06	Data File:	122234.D
Matrix:	Water	Instrument:	GCMS5
Units:	ug/L (ppb)	Operator:	MB

Surrogates:	% Recovery:	Lower Limit:	Upper Limit:
Dibromofluoromethane	97	75	125
1,2-Dichloroethane-d4	102	67	133
Toluene-d8	103	79	129
4-Bromofluorobenzene	117	76	145

Compounds:	Concentration ug/L (ppb)
Ethanol	<1,000
t-Butyl alcohol (TBA)	<50
Methyl t-butyl ether (MTBE)	1.1
Ethyl t-butyl ether (ETBE)	<1
t-Amyl methyl ether (TAME)	<1
Diisopropyl ether (DIPE)	<1
1,2-Dichloroethane (EDC)	48
1,2-Dibromoethane (EDB)	<1
Benzene	<1
Toluene	<1
Ethylbenzene	<1
m,p-Xylene	<2
o-Xylene	<1
TPH as gasoline	98

FRIEDMAN & BRUYA, INC.

ENVIRONMENTAL CHEMISTS

Analysis For Volatile Compounds By EPA Method 8260B

Client Sample ID:	02MW01-20061211	Client:	Sound Environmental Strategies
Date Received:	12/14/06	Project:	TOC_01-600_20061214, F&BI 612166
Date Extracted:	12/22/06	Lab ID:	612166-28
Date Analyzed:	12/23/06	Data File:	122235.D
Matrix:	Water	Instrument:	GCMS5
Units:	ug/L (ppb)	Operator:	MB

Surrogates:	% Recovery:	Lower Limit:	Upper Limit:
Dibromofluoromethane	96	75	125
1,2-Dichloroethane-d4	99	67	133
Toluene-d8	101	79	129
4-Bromofluorobenzene	116	76	145

Compounds:	Concentration ug/L (ppb)
Benzene	21
Toluene	<1
Ethylbenzene	<1
m,p-Xylene	<2
o-Xylene	<1
TPH as gasoline	54

FRIEDMAN & BRUYA, INC.

ENVIRONMENTAL CHEMISTS

Analysis For Volatile Compounds By EPA Method 8260B

Client Sample ID:	02MW02-20061211	Client:	Sound Environmental Strategies
Date Received:	12/14/06	Project:	TOC_01-600_20061214, F&BI 612166
Date Extracted:	12/22/06	Lab ID:	612166-29
Date Analyzed:	12/23/06	Data File:	122236.D
Matrix:	Water	Instrument:	GCMS5
Units:	ug/L (ppb)	Operator:	MB

Surrogates:	% Recovery:	Lower Limit:	Upper Limit:
Dibromofluoromethane	97	75	125
1,2-Dichloroethane-d4	101	67	133
Toluene-d8	102	79	129
4-Bromofluorobenzene	116	76	145

Compounds:	Concentration ug/L (ppb)
Benzene	<1
Toluene	<1
Ethylbenzene	<1
m,p-Xylene	<2
o-Xylene	<1
TPH as gasoline	<50

Analysis For Volatile Compounds By EPA Method 8260B

Client Sample ID:	02MW03-20061211	Client:	Sound Environmental Strategies
Date Received:	12/14/06	Project:	TOC_01-600_20061214, F&BI 612166
Date Extracted:	12/22/06	Lab ID:	612166-30
Date Analyzed:	12/23/06	Data File:	122237.D
Matrix:	Water	Instrument:	GCMS5
Units:	ug/L (ppb)	Operator:	MB

Surrogates:	% Recovery:	Lower Limit:	Upper Limit:
Dibromofluoromethane	96	75	125
1,2-Dichloroethane-d4	100	67	133
Toluene-d8	102	79	129
4-Bromofluorobenzene	116	76	145

Compounds:	Concentration ug/L (ppb)
Benzene	4.2
Toluene	<1
Ethylbenzene	<1
m,p-Xylene	<2
o-Xylene	<1
TPH as gasoline	<50

FRIEDMAN & BRUYA, INC.

ENVIRONMENTAL CHEMISTS

Analysis For Volatile Compounds By EPA Method 8260B

Client Sample ID:	02MW04-20061211	Client:	Sound Environmental Strategies
Date Received:	12/14/06	Project:	TOC_01-600_20061214, F&BI 612166
Date Extracted:	12/22/06	Lab ID:	612166-31
Date Analyzed:	12/23/06	Data File:	122238.D
Matrix:	Water	Instrument:	GCMS5
Units:	ug/L (ppb)	Operator:	MB

Surrogates:	% Recovery:	Lower Limit:	Upper Limit:
Dibromofluoromethane	99	75	125
1,2-Dichloroethane-d4	102	67	133
Toluene-d8	106	79	129
4-Bromofluorobenzene	116	76	145

Compounds:	Concentration ug/L (ppb)
Benzene	17
Toluene	33
Ethylbenzene	270 ve
m,p-Xylene	380 ve
o-Xylene	110
TPH as gasoline	4,800

ve - The value reported exceeded the calibration range established for the analyte. The reported concentration is an estimate.

Analysis For Volatile Compounds By EPA Method 8260B

Client Sample ID:	02MW04-20061211	Client:	Sound Environmental Strategies
Date Received:	12/14/06	Project:	TOC_01-600_20061214, F&BI 612166
Date Extracted:	12/22/06	Lab ID:	612166-31 1/10
Date Analyzed:	12/26/06	Data File:	122615.D
Matrix:	Water	Instrument:	GCMS5
Units:	ug/L (ppb)	Operator:	MB

Surrogates:	% Recovery:	Lower Limit:	Upper Limit:
Dibromofluoromethane	97	75	125
1,2-Dichloroethane-d4	100	67	133
Toluene-d8	104	79	129
4-Bromofluorobenzene	117	76	145

Compounds:	Concentration ug/L (ppb)
Benzene	17
Toluene	29
Ethylbenzene	210
m,p-Xylene	270
o-Xylene	83
TPH as gasoline	3,900

FRIEDMAN & BRUYA, INC.

ENVIRONMENTAL CHEMISTS

Analysis For Volatile Compounds By EPA Method 8260B

Client Sample ID:	02MW05-20061211	Client:	Sound Environmental Strategies
Date Received:	12/14/06	Project:	TOC_01-600_20061214, F&BI 612166
Date Extracted:	12/22/06	Lab ID:	612166-32
Date Analyzed:	12/23/06	Data File:	122239.D
Matrix:	Water	Instrument:	GCMS5
Units:	ug/L (ppb)	Operator:	MB

Surrogates:	% Recovery:	Lower Limit:	Upper Limit:
Dibromofluoromethane	96	75	125
1,2-Dichloroethane-d4	101	67	133
Toluene-d8	102	79	129
4-Bromofluorobenzene	116	76	145

Compounds:	Concentration ug/L (ppb)
Benzene	<1
Toluene	<1
Ethylbenzene	<1
m,p-Xylene	<2
o-Xylene	<1
TPH as gasoline	420

FRIEDMAN & BRUYA, INC.

ENVIRONMENTAL CHEMISTS

Analysis For Volatile Compounds By EPA Method 8260B

Client Sample ID:	02MW06-20061212	Client:	Sound Environmental Strategies
Date Received:	12/14/06	Project:	TOC_01-600_20061214, F&BI 612166
Date Extracted:	12/22/06	Lab ID:	612166-33
Date Analyzed:	12/23/06	Data File:	122240.D
Matrix:	Water	Instrument:	GCMS5
Units:	ug/L (ppb)	Operator:	MB

Surrogates:	% Recovery:	Lower Limit:	Upper Limit:
Dibromofluoromethane	96	75	125
1,2-Dichloroethane-d4	100	67	133
Toluene-d8	102	79	129
4-Bromofluorobenzene	117	76	145

Compounds:	Concentration ug/L (ppb)
Benzene	<1
Toluene	<1
Ethylbenzene	<1
m,p-Xylene	<2
o-Xylene	<1
TPH as gasoline	<50

FRIEDMAN & BRUYA, INC.

ENVIRONMENTAL CHEMISTS

Analysis For Volatile Compounds By EPA Method 8260B

Client Sample ID:	02MW07-20061211	Client:	Sound Environmental Strategies
Date Received:	12/14/06	Project:	TOC_01-600_20061214, F&BI 612166
Date Extracted:	12/22/06	Lab ID:	612166-34
Date Analyzed:	12/23/06	Data File:	122241.D
Matrix:	Water	Instrument:	GCMS5
Units:	ug/L (ppb)	Operator:	MB

Surrogates:	% Recovery:	Lower Limit:	Upper Limit:
Dibromofluoromethane	97	75	125
1,2-Dichloroethane-d4	101	67	133
Toluene-d8	102	79	129
4-Bromofluorobenzene	116	76	145

Compounds:	Concentration ug/L (ppb)
Benzene	<1
Toluene	<1
Ethylbenzene	<1
m,p-Xylene	<2
o-Xylene	<1
TPH as gasoline	<50

Analysis For Volatile Compounds By EPA Method 8260B

Client Sample ID:	MW-99-20061212 (1530)	Client:	Sound Environmental Strategies
Date Received:	12/14/06	Project:	TOC_01-600_20061214, F&BI 612166
Date Extracted:	12/22/06	Lab ID:	612166-37
Date Analyzed:	12/23/06	Data File:	122242.D
Matrix:	Water	Instrument:	GCMS5
Units:	ug/L (ppb)	Operator:	MB

Surrogates:	% Recovery:	Lower Limit:	Upper Limit:
Dibromofluoromethane	97	75	125
1,2-Dichloroethane-d4	103	67	133
Toluene-d8	105	79	129
4-Bromofluorobenzene	116	76	145

Compounds:	Concentration ug/L (ppb)
Ethanol	<1,000
t-Butyl alcohol (TBA)	<50
Methyl t-butyl ether (MTBE)	<1
Ethyl t-butyl ether (ETBE)	<1
t-Amyl methyl ether (TAME)	<1
Diisopropyl ether (DIPE)	<1
1,2-Dichloroethane (EDC)	<1
1,2-Dibromoethane (EDB)	<1
Benzene	36
Toluene	1.4
Ethylbenzene	4.4
m,p-Xylene	4.3
o-Xylene	<1
TPH as gasoline	1,700

FRIEDMAN & BRUYA, INC.

ENVIRONMENTAL CHEMISTS

Analysis For Volatile Compounds By EPA Method 8260B

Client Sample ID:	MW-99-20061211 (1550)	Client:	Sound Environmental Strategies
Date Received:	12/14/06	Project:	TOC_01-600_20061214, F&BI 612166
Date Extracted:	12/22/06	Lab ID:	612166-38
Date Analyzed:	12/23/06	Data File:	122251.D
Matrix:	Water	Instrument:	GCMS5
Units:	ug/L (ppb)	Operator:	MB

Surrogates:	% Recovery:	Lower Limit:	Upper Limit:
Dibromofluoromethane	99	75	125
1,2-Dichloroethane-d4	102	67	133
Toluene-d8	106	79	129
4-Bromofluorobenzene	116	76	145

Compounds:	Concentration ug/L (ppb)
Ethanol	<1,000
t-Butyl alcohol (TBA)	<50
Methyl t-butyl ether (MTBE)	<1
Ethyl t-butyl ether (ETBE)	<1
t-Amyl methyl ether (TAME)	<1
Diisopropyl ether (DIPE)	<1
1,2-Dichloroethane (EDC)	<1
1,2-Dibromoethane (EDB)	<1
Benzene	19
Toluene	48
Ethylbenzene	360 ve
m,p-Xylene	540 ve
o-Xylene	180 ve
TPH as gasoline	6,000

ve - The value reported exceeded the calibration range established for the analyte. The reported concentration is an estimate.

FRIEDMAN & BRUYA, INC.

ENVIRONMENTAL CHEMISTS

Analysis For Volatile Compounds By EPA Method 8260B

Client Sample ID:	MW-99-20061211 (1550)	Client:	Sound Environmental Strategies
Date Received:	12/14/06	Project:	TOC_01-600_20061214, F&BI 612166
Date Extracted:	12/22/06	Lab ID:	612166-38 1/200
Date Analyzed:	12/26/06	Data File:	122616.D
Matrix:	Water	Instrument:	GCMS5
Units:	ug/L (ppb)	Operator:	MB

Surrogates:	% Recovery:	Lower Limit:	Upper Limit:
Dibromofluoromethane	98	75	125
1,2-Dichloroethane-d4	100	67	133
Toluene-d8	105	79	129
4-Bromofluorobenzene	118	76	145

Compounds:	Concentration ug/L (ppb)
Ethanol	<200,000
t-Butyl alcohol (TBA)	<10,000
Methyl t-butyl ether (MTBE)	<200
Ethyl t-butyl ether (ETBE)	<200
t-Amyl methyl ether (TAME)	<200
Diisopropyl ether (DIPE)	<200
1,2-Dichloroethane (EDC)	<200
1,2-Dibromoethane (EDB)	<200
Benzene	<200
Toluene	<200
Ethylbenzene	520
m,p-Xylene	670
o-Xylene	200
TPH as gasoline	<10,000

Note: The sample was diluted due to the presence of high levels of material. Detection limits are raised due to dilution and surrogate recoveries may not be meaningful.

FRIEDMAN & BRUYA, INC.

ENVIRONMENTAL CHEMISTS

Analysis For Volatile Compounds By EPA Method 8260B

Client Sample ID:	Method Blank	Client:	Sound Environmental Strategies
Date Received:	Not Applicable	Project:	TOC_01-600_20061214, F&BI 612166
Date Extracted:	12/22/06	Lab ID:	061915 mb
Date Analyzed:	12/22/06	Data File:	122206.D
Matrix:	Water	Instrument:	GCMS5
Units:	ug/L (ppb)	Operator:	MB

Surrogates:	% Recovery:	Lower Limit:	Upper Limit:
Dibromofluoromethane	96	75	125
1,2-Dichloroethane-d4	102	67	133
Toluene-d8	102	79	129
4-Bromofluorobenzene	116	76	145

Compounds:	Concentration ug/L (ppb)
Ethanol	<1,000
t-Butyl alcohol (TBA)	<50
Methyl t-butyl ether (MTBE)	<1
Ethyl t-butyl ether (ETBE)	<1
t-Amyl methyl ether (TAME)	<1
Diisopropyl ether (DIPE)	<1
1,2-Dichloroethane (EDC)	<1
1,2-Dibromoethane (EDB)	<1
Benzene	<1
Toluene	<1
Ethylbenzene	<1
m,p-Xylene	<2
o-Xylene	<1
TPH as gasoline	<50

Analysis For Volatile Compounds By EPA Method 8260B

Client Sample ID:	Method Blank	Client:	Sound Environmental Strategies
Date Received:	Not Applicable	Project:	TOC_01-600_20061214, F&BI 612166
Date Extracted:	12/22/06	Lab ID:	061916 mb
Date Analyzed:	12/23/06	Data File:	122228.D
Matrix:	Water	Instrument:	GCMS5
Units:	ug/L (ppb)	Operator:	MB

Surrogates:	% Recovery:	Lower Limit:	Upper Limit:
Dibromofluoromethane	99	75	125
1,2-Dichloroethane-d4	101	67	133
Toluene-d8	104	79	129
4-Bromofluorobenzene	118	76	145

Compounds:	Concentration ug/L (ppb)
Ethanol	<1,000
t-Butyl alcohol (TBA)	<50
Methyl t-butyl ether (MTBE)	<1
Ethyl t-butyl ether (ETBE)	<1
t-Amyl methyl ether (TAME)	<1
Diisopropyl ether (DIPE)	<1
1,2-Dichloroethane (EDC)	<1
1,2-Dibromoethane (EDB)	<1
Benzene	<1
Toluene	<1
Ethylbenzene	<1
m,p-Xylene	<2
o-Xylene	<1
TPH as gasoline	<50

Analysis For Volatile Compounds By EPA Method 8260B

Client Sample ID:	Method Blank	Client:	Sound Environmental Strategies
Date Received:	Not Applicable	Project:	TOC_01-600_20061214, F&BI 612166
Date Extracted:	12/21/06	Lab ID:	061935 mb
Date Analyzed:	12/21/06	Data File:	122109.D
Matrix:	Water	Instrument:	GCMS4
Units:	ug/L (ppb)	Operator:	MB

Surrogates:	% Recovery:	Lower Limit:	Upper Limit:
Dibromofluoromethane	74	64	114
1,2-Dichloroethane-d4	88	61	115
Toluene-d8	80	61	114
4-Bromofluorobenzene	87	56	127

Compounds:	Concentration ug/L (ppb)
Ethanol	<1,000
t-Butyl alcohol (TBA)	<50
Methyl t-butyl ether (MTBE)	<1
Ethyl t-butyl ether (ETBE)	<1
t-Amyl methyl ether (TAME)	<1
Diisopropyl ether (DIPE)	<1
1,2-Dichloroethane (EDC)	<1
1,2-Dibromoethane (EDB)	<1
Benzene	<1
Toluene	<1
Ethylbenzene	<1
m,p-Xylene	<2
o-Xylene	<1
TPH as gasoline	<50

FRIEDMAN & BRUYA, INC.

ENVIRONMENTAL CHEMISTS

Analysis For Volatile Compounds By EPA Method 8260B

Client Sample ID:	Method Blank	Client:	Sound Environmental Strategies
Date Received:	Not Applicable	Project:	TOC_01-600_20061214, F&BI 612166
Date Extracted:	12/26/06	Lab ID:	061954 mb
Date Analyzed:	12/26/06	Data File:	122610.D
Matrix:	Water	Instrument:	GCMS5
Units:	ug/L (ppb)	Operator:	MB

Surrogates:	% Recovery:	Lower Limit:	Upper Limit:
Dibromofluoromethane	97	70	130
1,2-Dichloroethane-d4	101	67	133
Toluene-d8	104	70	130
4-Bromofluorobenzene	118	76	145

Compounds:	Concentration ug/L (ppb)
Ethanol	<1,000
t-Butyl alcohol (TBA)	<50
Methyl t-butyl ether (MTBE)	<1
Ethyl t-butyl ether (ETBE)	<1
t-Amyl methyl ether (TAME)	<1
Diisopropyl ether (DIPE)	<1
1,2-Dichloroethane (EDC)	<1
1,2-Dibromoethane (EDB)	<1
Benzene	<1
Toluene	<1
Ethylbenzene	<1
m,p-Xylene	<2
o-Xylene	<1
TPH as gasoline	<50

Date of Report: 01/05/07
Date Received: 12/14/06
Project: TOC_01-600_20061214, F&BI 612166

QUALITY ASSURANCE RESULTS FOR THE ANALYSIS OF WATER SAMPLES FOR TOTAL PETROLEUM HYDROCARBONS AS DIESEL EXTENDED USING METHOD NWTPH-Dx

Laboratory Code: Laboratory Control Sample

Analyte	Reporting Units	Spike Level	Percent Recovery LCS	Percent Recovery LCSD	Acceptance Criteria	RPD (Limit 20)
Diesel Extended	µg/L (ppb)	2,500	113	102	74-139	10

Date of Report: 01/05/07
Date Received: 12/14/06
Project: TOC_01-600_20061214, F&BI 612166

QUALITY ASSURANCE RESULTS FOR THE ANALYSIS OF WATER SAMPLES FOR TOTAL PETROLEUM HYDROCARBONS AS DIESEL EXTENDED USING METHOD NWTPH-Dx

Laboratory Code: Laboratory Control Sample

Analyte	Reporting Units	Spike Level	Percent Recovery LCS	Percent Recovery LCSD	Acceptance Criteria	RPD (Limit 20)
Diesel Extended	µg/L (ppb)	2,500	104	100	74-139	4

Date of Report: 01/05/07
Date Received: 12/14/06
Project: TOC_01-600_20061214, F&BI 612166

QUALITY ASSURANCE RESULTS FOR THE ANALYSIS OF WATER SAMPLES FOR VOLATILES BY EPA METHOD 8260B

Laboratory Code: 612165-04 (Duplicate)

Analyte	Reporting Units	Sample Result	Duplicate Result	Relative Percent Difference (Limit 20)
Ethanol	µg/L (ppb)	<1,000	<1,000	nm
1,1-Dichloroethene	µg/L (ppb)	<1	<1	nm
t-Butyl alcohol (TBA)	µg/L (ppb)	<50	<50	nm
Methyl t-butyl ether (MTBE)	µg/L (ppb)	<1	<1	nm
Diisopropyl ether (DIPE)	µg/L (ppb)	<1	<1	nm
Ethyl t-butyl ether (ETBE)	µg/L (ppb)	<1	<1	nm
t-Amyl methyl ether (TAME)	µg/L (ppb)	<1	<1	nm
1,2-Dichloroethane (EDC)	µg/L (ppb)	<1	<1	nm
1,1-Dichloropropene	µg/L (ppb)	<1	<1	nm
Benzene	µg/L (ppb)	1.8	1.8	0
Trichloroethene	µg/L (ppb)	76	75	1
1,2-Dichloropropane	µg/L (ppb)	<1	<1	nm
cis-1,3-Dichloropropene	µg/L (ppb)	<1	<1	nm
Toluene	µg/L (ppb)	<1	<1	nm
trans-1,3-Dichloropropene	µg/L (ppb)	<1	<1	nm
1,1,2-Trichloroethane	µg/L (ppb)	<1	<1	nm
1,3-Dichloropropane	µg/L (ppb)	<1	<1	nm
1,2-Dibromoethane (EDB)	µg/L (ppb)	<1	<1	nm
Chlorobenzene	µg/L (ppb)	<1	<1	nm
Ethylbenzene	µg/L (ppb)	<1	<1	nm
1,1,1,2-Tetrachloroethane	µg/L (ppb)	<1	<1	nm
m,p-Xylene	µg/L (ppb)	<2	<2	nm
Styrene	µg/L (ppb)	<1	<1	nm
Bromobenzene	µg/L (ppb)	<1	<1	nm
1,3,5-Trimethylbenzene	µg/L (ppb)	<1	<1	nm
1,1,2,2-Tetrachloroethane	µg/L (ppb)	<1	<1	nm
1,2,3-Trichloropropane	µg/L (ppb)	<1	<1	nm
1,2,4-Trimethylbenzene	µg/L (ppb)	<1	<1	nm
p-Isopropyltoluene	µg/L (ppb)	<1	<1	nm
1,2-Dibromo-3-chloropropane	µg/L (ppb)	<1	<1	nm
1,2,4-Trichlorobenzene	µg/L (ppb)	<1	<1	nm
Hexachlorobutadiene	µg/L (ppb)	<1	<1	nm
Naphthalene	µg/L (ppb)	<1	<1	nm
1,2,3-Trichlorobenzene	µg/L (ppb)	<1	<1	nm
TPH as gasoline	µg/L (ppb)	110	110	0

nm - The analyte was not detected in one or more of the duplicate analyses. Therefore, calculation of the RPD is not applicable.

Date of Report: 01/05/07
Date Received: 12/14/06
Project: TOC_01-600_20061214, F&BI 612166

QUALITY ASSURANCE RESULTS FOR THE ANALYSIS OF WATER SAMPLES FOR VOLATILES BY EPA METHOD 8260B

Laboratory Code: Laboratory Control Sample

Analyte	Reporting Units	Spike Level	Percent Recovery LCS	Percent Recovery LCSD	Acceptance Criteria	RPD (Limit 20)
Ethanol	µg/L (ppb)	2,500	111	111	70-130	0
1,1-Dichloroethene	µg/L (ppb)	50	71	72	53-135	1
t-Butyl alcohol (TBA)	µg/L (ppb)	250	116	114	50-155	1
Methyl t-butyl ether (MTBE)	µg/L (ppb)	50	102	103	71-134	1
Diisopropyl ether (DIPE)	µg/L (ppb)	50	105	108	74-139	2
Ethyl t-butyl ether (ETBE)	µg/L (ppb)	50	112	113	71-134	0
t-Amyl methyl ether (TAME)	µg/L (ppb)	50	112	112	75-134	0
1,2-Dichloroethane (EDC)	µg/L (ppb)	50	95	96	67-137	1
1,1-Dichloropropene	µg/L (ppb)	50	93	93	66-121	0
Benzene	µg/L (ppb)	100	99	100	74-123	1
Trichloroethene	µg/L (ppb)	100	99	99	75-121	1
1,2-Dichloropropane	µg/L (ppb)	50	104	105	79-122	2
cis-1,3-Dichloropropene	µg/L (ppb)	50	104	103	79-134	1
Toluene	µg/L (ppb)	100	99	100	72-128	1
trans-1,3-Dichloropropene	µg/L (ppb)	50	112	113	80-134	1
1,1,2-Trichloroethane	µg/L (ppb)	50	110	111	77-125	1
1,3-Dichloropropane	µg/L (ppb)	50	107	109	80-124	1
1,2-Dibromoethane (EDB)	µg/L (ppb)	50	107	108	77-131	1
Chlorobenzene	µg/L (ppb)	50	103	104	80-118	1
Ethylbenzene	µg/L (ppb)	50	101	103	70-130	1
1,1,1,2-Tetrachloroethane	µg/L (ppb)	50	111	112	81-126	1
m,p-Xylene	µg/L (ppb)	50	99	100	70-130	1
Styrene	µg/L (ppb)	50	108	110	70-130	1
Bromobenzene	µg/L (ppb)	50	112	113	70-130	1
1,3,5-Trimethylbenzene	µg/L (ppb)	50	111	113	70-130	1
1,1,2,2-Tetrachloroethane	µg/L (ppb)	50	113	113	80-134	0
1,2,3-Trichloropropane	µg/L (ppb)	50	112	113	77-122	1
1,2,4-Trimethylbenzene	µg/L (ppb)	50	111	112	70-130	1
p-Isopropyltoluene	µg/L (ppb)	50	113	115	70-130	1
1,2-Dibromo-3-chloropropane	µg/L (ppb)	50	121	122	80-130	1
1,2,4-Trichlorobenzene	µg/L (ppb)	50	112	116	70-130	3
Hexachlorobutadiene	µg/L (ppb)	50	118	121	65-135	2
Naphthalene	µg/L (ppb)	50	116	119	58-148	3
1,2,3-Trichlorobenzene	µg/L (ppb)	50	113	117	67-148	3
TPH as gasoline	µg/L (ppb)	1,000	100	96	70-130	4

Date of Report: 01/05/07
Date Received: 12/14/06
Project: TOC_01-600_20061214, F&BI 612166

QUALITY ASSURANCE RESULTS FOR THE ANALYSIS OF WATER SAMPLES FOR VOLATILES BY EPA METHOD 8260B

Laboratory Code: 612166-06 (Duplicate)

Analyte	Reporting Units	Sample Result	Duplicate Result	Relative Percent Difference (Limit 20)
Ethanol	µg/L (ppb)	<1,000	<1,000	nm
1,1-Dichloroethene	µg/L (ppb)	<1	<1	nm
t-Butyl alcohol (TBA)	µg/L (ppb)	<1	<1	nm
Methyl t-butyl ether (MTBE)	µg/L (ppb)	<50	<50	nm
Diisopropyl ether (DIPE)	µg/L (ppb)	<5	<5	nm
Ethyl t-butyl ether (ETBE)	µg/L (ppb)	<1	<1	nm
t-Amyl methyl ether (TAME)	µg/L (ppb)	<1	<1	nm
1,2-Dichloroethane (EDC)	µg/L (ppb)	<1	<1	nm
1,1-Dichloropropene	µg/L (ppb)	<1	<1	nm
Benzene	µg/L (ppb)	<1	<1	nm
Trichloroethene	µg/L (ppb)	<1	<1	nm
1,2-Dichloropropane	µg/L (ppb)	<1	<1	nm
cis-1,3-Dichloropropene	µg/L (ppb)	<1	<1	nm
Toluene	µg/L (ppb)	<1	<1	nm
trans-1,3-Dichloropropene	µg/L (ppb)	<1	<1	nm
1,1,2-Trichloroethane	µg/L (ppb)	<1	<1	nm
1,3-Dichloropropane	µg/L (ppb)	<1	<1	nm
1,2-Dibromoethane (EDB)	µg/L (ppb)	<1	<1	nm
Chlorobenzene	µg/L (ppb)	<2	<2	nm
Ethylbenzene	µg/L (ppb)	<1	<1	nm
1,1,1,2-Tetrachloroethane	µg/L (ppb)	<1	<1	nm
m,p-Xylene	µg/L (ppb)	<1	<1	nm
Styrene	µg/L (ppb)	<1	<1	nm
Bromobenzene	µg/L (ppb)	<1	<1	nm
1,3,5-Trimethylbenzene	µg/L (ppb)	<1	<1	nm
1,1,2,2-Tetrachloroethane	µg/L (ppb)	<1	<1	nm
1,2,3-Trichloropropane	µg/L (ppb)	<1	<1	nm
1,2,4-Trimethylbenzene	µg/L (ppb)	<1	<1	nm
p-Isopropyltoluene	µg/L (ppb)	<2	<2	nm
1,2-Dibromo-3-chloropropane	µg/L (ppb)	<1	<1	nm
1,2,4-Trichlorobenzene	µg/L (ppb)	<1	<1	nm
Hexachlorobutadiene	µg/L (ppb)	<1	<1	nm
Naphthalene	µg/L (ppb)	<1	<1	nm
1,2,3-Trichlorobenzene	µg/L (ppb)	<1	<1	nm
TPH as gasoline	µg/L (ppb)	<50	<50	nm

nm - The analyte was not detected in one or more of the duplicate analyses. Therefore, calculation of the RPD is not applicable.

Date of Report: 01/05/07
Date Received: 12/14/06
Project: TOC_01-600_20061214, F&BI 612166

QUALITY ASSURANCE RESULTS FOR THE ANALYSIS OF WATER SAMPLES FOR VOLATILES BY EPA METHOD 8260B

Laboratory Code: Laboratory Control Sample

Analyte	Reporting Units	Spike Level	Percent Recovery LCS	Percent Recovery LCSD	Acceptance Criteria	RPD (Limit 20)
Ethanol	µg/L (ppb)	2,500	85	86	70-130	2
1,1-Dichloroethene	µg/L (ppb)	50	79	75	43-138	5
t-Butyl alcohol (TBA)	µg/L (ppb)	250	120	116	63-137	3
Methyl t-butyl ether (MTBE)	µg/L (ppb)	50	103	101	80-135	2
Diisopropyl ether (DIPE)	µg/L (ppb)	50	107	102	94-129	4
Ethyl t-butyl ether (ETBE)	µg/L (ppb)	50	101	98	87-135	2
t-Amyl methyl ether (TAME)	µg/L (ppb)	50	103	100	91-127	3
1,2-Dichloroethane (EDC)	µg/L (ppb)	50	100	98	75-128	2
1,1-Dichloropropene	µg/L (ppb)	50	90	88	77-120	2
Benzene	µg/L (ppb)	100	102	100	79-122	2
Trichloroethene	µg/L (ppb)	100	104	101	82-121	3
1,2-Dichloropropane	µg/L (ppb)	50	106	103	87-122	3
cis-1,3-Dichloropropene	µg/L (ppb)	50	100	97	90-123	3
Toluene	µg/L (ppb)	100	110	109	82-114	1
trans-1,3-Dichloropropene	µg/L (ppb)	50	113	111	86-121	2
1,1,2-Trichloroethane	µg/L (ppb)	50	108	107	84-120	1
1,3-Dichloropropane	µg/L (ppb)	50	111	110	70-130	1
1,2-Dibromoethane (EDB)	µg/L (ppb)	50	108	107	86-118	1
Chlorobenzene	µg/L (ppb)	50	103	102	83-116	1
Ethylbenzene	µg/L (ppb)	50	109	108	80-112	1
1,1,1,2-Tetrachloroethane	µg/L (ppb)	50	108	107	86-116	1
m,p-Xylene	µg/L (ppb)	50	111	110	77-113	1
Styrene	µg/L (ppb)	50	103	102	80-117	1
Bromobenzene	µg/L (ppb)	50	111	110	77-114	1
1,3,5-Trimethylbenzene	µg/L (ppb)	50	100	98	76-111	3
1,1,2,2-Tetrachloroethane	µg/L (ppb)	50	107	105	73-133	2
1,2,3-Trichloropropane	µg/L (ppb)	50	107	105	79-122	2
1,2,4-Trimethylbenzene	µg/L (ppb)	50	100	99	70-130	1
p-Isopropyltoluene	µg/L (ppb)	50	100	99	70-130	1
1,2-Dibromo-3-chloropropane	µg/L (ppb)	50	98	98	79-122	0
1,2,4-Trichlorobenzene	µg/L (ppb)	50	95	97	70-130	2
Hexachlorobutadiene	µg/L (ppb)	50	86	97	78-128	12
Naphthalene	µg/L (ppb)	50	101	100	52-149	1
1,2,3-Trichlorobenzene	µg/L (ppb)	50	97	101	70-130	4
TPH as gasoline	µg/L (ppb)	1,000	133 vo	129	70-130	4

vo - The value reported fell outside the control limits established for this analyte.

Date of Report: 01/05/07
Date Received: 12/14/06
Project: TOC_01-600_20061214, F&BI 612166

QUALITY ASSURANCE RESULTS FOR THE ANALYSIS OF WATER SAMPLES FOR VOLATILES BY EPA METHOD 8260B

Laboratory Code: 612166-14 (Duplicate)

Analyte	Reporting Units	Sample Result	Duplicate Result	Relative Percent Difference (Limit 20)
Ethanol	µg/L (ppb)	<1,000	<1,000	nm
t-Butyl alcohol (TBA)	µg/L (ppb)	<50	<50	nm
Methyl t-butyl ether (MTBE)	µg/L (ppb)	<1	<1	nm
Diisopropyl ether (DIPE)	µg/L (ppb)	<1	<1	nm
Ethyl t-butyl ether (ETBE)	µg/L (ppb)	<1	<1	nm
t-Amyl methyl ether (TAME)	µg/L (ppb)	<1	<1	nm
1,2-Dichloroethane (EDC)	µg/L (ppb)	2.0	1.9	2
Benzene	µg/L (ppb)	<1	<1	nm
Toluene	µg/L (ppb)	<1	<1	nm
1,2-Dibromoethane (EDB)	µg/L (ppb)	<1	<1	nm
Ethylbenzene	µg/L (ppb)	<1	<1	nm
m,p-Xylene	µg/L (ppb)	<2	<2	nm
TPH as gasoline	µg/L (ppb)	860	840	2

nm - The analyte was not detected in one or more of the duplicate analyses. Therefore, calculation of the RPD is not applicable.

Date of Report: 01/05/07
Date Received: 12/14/06
Project: TOC_01-600_20061214, F&BI 612166

QUALITY ASSURANCE RESULTS FOR THE ANALYSIS OF WATER SAMPLES FOR VOLATILES BY EPA METHOD 8260B

Laboratory Code: 612166-14 (Matrix Spike)

Analyte	Reporting Units	Spike Level	Sample Result	Percent Recovery MS	Acceptance Criteria
Ethanol	µg/L (ppb)	2,500	<1,000	109	43-185
t-Butyl alcohol (TBA)	µg/L (ppb)	250	<50	117	37-143
Methyl t-butyl ether (MTBE)	µg/L (ppb)	50	<1	108	63-131
Diisopropyl ether (DIPE)	µg/L (ppb)	50	<1	109	83-125
Ethyl t-butyl ether (ETBE)	µg/L (ppb)	50	<1	116	69-129
t-Amyl methyl ether (TAME)	µg/L (ppb)	50	<1	117	61-138
1,2-Dichloroethane (EDC)	µg/L (ppb)	50	2.0	100	56-137
Benzene	µg/L (ppb)	100	<1	104	76-112
Toluene	µg/L (ppb)	100	<1	103	69-129
1,2-Dibromoethane (EDB)	µg/L (ppb)	50	<1	110	61-139
Ethylbenzene	µg/L (ppb)	50	<1	106	50-150
m,p-Xylene	µg/L (ppb)	50	<2	104	50-150

Date of Report: 01/05/07
Date Received: 12/14/06
Project: TOC_01-600_20061214, F&BI 612166

QUALITY ASSURANCE RESULTS FOR THE ANALYSIS OF WATER SAMPLES FOR VOLATILES BY EPA METHOD 8260B

Laboratory Code: Laboratory Control Sample

Analyte	Reporting Units	Spike Level	Percent Recovery LCS	Acceptance Criteria
Ethanol	µg/L (ppb)	2,500	104	70-130
t-Butyl alcohol (TBA)	µg/L (ppb)	250	119	50-155
Methyl t-butyl ether (MTBE)	µg/L (ppb)	50	107	71-134
Diisopropyl ether (DIPE)	µg/L (ppb)	50	109	74-139
Ethyl t-butyl ether (ETBE)	µg/L (ppb)	50	118	71-134
t-Amyl methyl ether (TAME)	µg/L (ppb)	50	117	75-134
1,2-Dichloroethane (EDC)	µg/L (ppb)	50	99	67-137
Benzene	µg/L (ppb)	100	103	74-123
Toluene	µg/L (ppb)	100	104	72-128
1,2-Dibromoethane (EDB)	µg/L (ppb)	50	113	77-131
Ethylbenzene	µg/L (ppb)	50	105	70-130
m,p-Xylene	µg/L (ppb)	50	104	70-130
TPH as gasoline	µg/L (ppb)	1,000	96	70-130

612166

SAMPLE CHAIN OF CUSTODY

ME 12/14/06 VS/COS

Page # 1 of 4

Send Report To Dee Gardner
Company Sound Environmental
Address 2400 Airport Way S Ste 200
City, State, ZIP Seattle, WA 98134
Phone # 206-306-1900 Fax # 206-306-1907

SAMPLERS (signature)

PROJECT NAME/NO. Time Oil Co. Facility 01-600 Seattle Terminal

PO #

REMARKS NEED 0.25 µg/L DL FOR PCP SAMPLES. Run "x", disregard "scribble"

GEMS Y / N

TURNAROUND TIME
- [x] Standard (2 Weeks)
- [ ] RUSH
Rush charges authorized by:

SAMPLE DISPOSAL
- [x] Dispose after 30 days
- [ ] Return samples
- [ ] Will call with instructions

Sample ID	Sample Location	Sample Depth	Lab ID	Date Sampled	Time Sampled	Matrix	# of jars	NWTPH-Dx	NWTPH-Gx	BTEX by 8021B	VOC's by 8260	PCP SVOCs by 8270	RCRA-8 Metals	BTEX + 8 OXY by 8260B	full list 8260B (include OX)	Notes
01MW01-20061212	01MW01	NA	01 A-F	12/12/06	1458	W	6	X	X			X		X		
01MW03-20061212	01MW03	NA	02 A-E	12/12/06	1501	W	5	X	X					X		
01MW04-20061213	01MW04	NA	03 A-E	12/13/06	1505	W	5	X	X						X	
01MW06-20061212	01MW06	NA	04 A-E	12/12/06	1415	W	5	X	X						X	
01MW07-20061212	01MW07	NA	05 A-E	12/12/06	1045	W	5	X	X						X	
01MW08-20061213	01MW11	NA	06 A-E	12/13/06	1414	W	5	X	X					X		
01MW12-20061213	01MW12	NA	07 A-E	12/13/06	1134	W	5	X	X					X		
01MW13-20061212	01MW13	NA	08 A-E	12/12/06	1359	W	5	X	X					X		
01MW15-20061212	01MW15	NA	09 A-E	12/12/06	1215	W	5	X	X						X	
01MW17-20061212	01MW17	NA	10 A-E	12/12/06	1103	W	5	X	X					X		
01MW18-20061213	01MW18	NA	11 A-E	12/13/06	1346	W	6	X	X			X		X		
01MW19-20061213	01MW19	NA	12 A-F	12/13/06	1642	W	6	X	X			X			X	
01MW20-20061213	01MW20	NA	13 A-F	12/13/06	1640	W	6	X	X			X			X	

Friedman & Bruya, Inc.
3012 16th Avenue West
Seattle, WA 98119-2029
Ph. (206) 285-8282
Fax (206) 283-5044

	SIGNATURE	PRINT NAME	COMPANY	DATE	TIME
Relinquished by:		Andrea Liljegren	SES	12/14/06	1:45
Received by:		Dhan Pal	FEBI	12/14/06	V
Relinquished by:					
Received by:					

FORMS\COC\SESGEMSR1.DOC (Revision 1)

Samples received at 5 °C

612166

SAMPLE CHAIN OF CUSTODY

ME 12/14/06

V5/605

Page # 2 of 4

Send Report To Dee Gardner

Company

Address

City, State, ZIP Same as previous

Phone # Fax #

SAMPLERS (signature)

PROJECT NAME/NO. Time Oil Co. Facility 01-600 Seattle Terminal

PO #

REMARKS Run "x", disregard "scribble"

GEMS (Y)/N

TURNAROUND TIME
- [x] Standard (2 Weeks)
- [ ] RUSH
- Rush charges authorized by:

SAMPLE DISPOSAL
- [x] Dispose after 30 days
- [ ] Return samples
- [ ] Will call with instructions

Sample ID	Sample Location	Sample Depth	Lab ID	Date Sampled	Time Sampled	Matrix	# of jars	NWTPH-Dx	NWTPH-Gx	BTEX by ~~8021B~~	~~VOCs by 8260~~	PCP ~~SVOCs by 8270~~	RCRA-8 Metals	BTEX+8Oxy by 8260B	Full list 8260B (Include Ox)	Notes
01MW21-20061213	01MW21	NA	14 A-F	12/13/06	1220	W	6	X	X			X		X		
01MW26-20061212	01MW26	NA	15 A-E	12/12/06	1539	W	5	X	X					X		
01MW27-20061212	01MW27	NA	16 A-E	12/12/06	1634	W	5	X	X					X		
01MW30-20061212	01MW30	NA	17 A-E	12/12/06	1246	W	5	X	X					X	X	
01MW32-20061213	01MW32	NA	18 A-E	12/13/06	1434	W	5	X	X					X		
01MW33-20061212	01MW33	NA	19 A-E	12/12/06	1521	W	5	X	X					X		
01MW35-20061213	01MW35	NA	20 A-E	12/13/06	1525	W	5	X	X					X		
01MW36-20061213	01MW36	NA	21 A-E	12/13/06	1613	W	5	X	X					X		
01MW37-20061212	01MW37	NA	22 A-E	12/12/06	1328	W	5	X	X					X		
01MW38-20061212	01MW38	NA	23 A-E	12/12/06	1244	W	5	X	X					X		
01MW39-20061212	01MW39	NA	24 A-E	12/12/06	1202	W	5	X	X					X		
01MW40-20061212	01MW40	NA	25 A-E	12/12/06	1640	W	5	X	X					X		
01MW41-20061213	01MW41	NA	26 A-E	12/13/06	1056	W	5	X	X					X		

Friedman & Bruya, Inc.
3012 16th Avenue West
Seattle, WA 98119-2029
Ph. (206) 285-8282
Fax (206) 283-5044

	SIGNATURE	PRINT NAME	COMPANY	DATE	TIME
Relinquished by:		Andrea Lifegren	SES	12/14/06	1:45
Received by:		Nhan Pham	FEBI	12/14/06	✓
Relinquished by:					
Received by:					

FORMS\COC\SESGEMSR1.DOC (Revision 1)

Samples received at 5 °C

612166

SAMPLE CHAIN OF CUSTODY

ME 12/14/06 V5/C05

Page # 3 of 4

Send Report To Dee Gardner

Company

Address Same as previous

City, State, ZIP

Phone # Fax #

SAMPLERS (signature)

PROJECT NAME/NO. Time Oil Co. Facility 01-600 Seattle Terminal

PO #

REMARKS Run "X", disregard "scribble" GEMS Y / N

TURNAROUND TIME
- [X] Standard (2 Weeks)
- [ ] RUSH
- Rush charges authorized by:

SAMPLE DISPOSAL
- [X] Dispose after 30 days
- [ ] Return samples
- [ ] Will call with instructions

Sample ID	Sample Location	Sample Depth	Lab ID	Date Sampled	Time Sampled	Matrix	# of jars	ANALYSES REQUESTED: NWTPH-Dx	NWTPH-Gx	BTEX by ~~8021B~~	VOCs by ~~8260~~	PCP SVOCs by 8270	RCRA-8 Metals	BTEX + 8 Oxy by 8260B full list 8260B (include Ox)	Notes
01MW42-20061212	01MW42	NA	27 A-E	12/12/06	1517	W	5	X	X					X	
~~01MW43-20061212~~															
02MW01-20061211	02MW01	NA	28 A-D	12/11/06	1234	W	4		X	X				[illegible]	
02MW02-20061211	02MW02	NA	29 A-D	12/11/06	1328	W	4		X	X					
02MW03-20061211	02MW03	NA	30 A-D	12/11/06	1442	W	4		X	X					
02MW04-20061211	02MW04	NA	31 A-D	12/11/06	1545	W	4		X	X					
02MW05-20061211	02MW05	NA	32 A-D	12/11/06	1611	W	4		X	X					
02MW06-20061212	02MW06	NA	33 A-D	12/12/06	0859	W	4		X	X					
02MW07-20061211	02MW07	NA	34 A-D	12/11/06	1305	W	4		X	X					
02MW08-20061211	02MW08	NA	35 A-E	12/11/06	1435	W	5	X	X					X	
MW-99-20061212	MW-99 ~~20061212~~	NA	36 A-E	12/12/06	1100	W	5	X	X					X	
MW-99-20061212	MW-99	NA	37 A-E	12/12/06	1530	W	5	X	X					X	
MW-99-20061211	MW-99	NA	~~38~~ A-E	12/11/06	1550	W	4	[illegible]	X	X				[illegible]	

Friedman & Bruya, Inc.
3012 16th Avenue West
Seattle, WA 98119-2029
Ph. (206) 285-8282
Fax (206) 283-5044

	SIGNATURE	PRINT NAME	COMPANY	DATE	TIME
Relinquished by:		Andrea Filiegarca	SES	12/14/06	1:45
Received by:		Nhan Pham	FEBI	12/14/06	V
Relinquished by:					
Received by:					

Samples received at 5 °C

612168

SAMPLE CHAIN OF CUSTODY

ME 12/14/06 VS/COS

Page # 4 of 4

Send Report To Dee Gardner

Company Same as previous

Address

City, State, ZIP

Phone # Fax #

SAMPLERS (signature)

PROJECT NAME/NO. Time Oil Co. Facility 01-600 Seattle Terminal

PO #

REMARKS ~~Run "X", disregard "scribble"~~ GEMS Y / N

TURNAROUND TIME
- ☒ Standard (2 Weeks)
- ☐ RUSH
- Rush charges authorized by:

SAMPLE DISPOSAL
- ☒ Dispose after 30 days
- ☐ Return samples
- ☐ Will call with instructions

Sample ID	Sample Location	Sample Depth	Lab ID	Date Sampled	Time Sampled	Matrix	# of jars	ANALYSES REQUESTED: NWTPH-Dx	NWTPH-Gx	BTEX by 8021B	VOC's by 8260	SVOC's by 8270	RCRA-8 Metals	BTEX + 8 oxy by 8260B		Notes
MW-99-20061212	MW-99	NA	39 A-E	12/12/06	1520	W	5	X	X					X		

SIGNATURE	PRINT NAME	COMPANY	DATE	TIME
Relinquished by:				1:45
Received by:	Andrea Lifegren	SES	12/14/06	
Relinquished by:	Nhan Phan	FBI	12/14/06	V
Received by:				

Friedman & Bruya, Inc.
3012 16th Avenue West
Seattle, WA 98119-2029
Ph. (206) 285-8282
Fax (206) 283-5044

FORMS\COC\SESGEMSR1.DOC (Revision 1)

Samples received at 5 °C

Analytical Resources, Incorporated
Analytical Chemists and Consultants

RECEIVED
JAN 0 4 2007

January 2, 2007

Mike Erdahl
Friedman & Bruya
3012 – 16th Avenue West
Seattle, WA 9819-2029

RE: Project: 612166 PO# H-658
ARI Job: KJ17

Dear Mike,

Please find enclosed the original chain of custody record and analytical results for the samples from the project referenced above. Analytical Resources, Inc. accepted five water samples in good condition on December 18, 2006.

The samples were analyzed for Pentachlorophenol (PCP), as requested on the COC. The analysis was performed EPA method 8151, typically associated with ARI's Herbicide analysis (as noted on all relevant paperwork).

There were no anomalies associated with these samples.

Quality control analysis results are included for your review. Copies of the reports and all associated raw data will be kept on file electronically at ARI. If you have any questions or require additional information, please contact me at your convenience.

Sincerely,
ANALYTICAL RESOURCES, INC.



Eric Branson
Client Service Representative
(206) 695-6213
eric@arilabs.com
www.arilabs.com

Enclosures

ANALYTICAL RESOURCES INCORPORATED

ORGANICS ANALYSIS DATA SHEET
Herbicides by SW8151A GC/ECD
Page 1 of 1

Sample ID: 01MW01-20061212
SAMPLE

Lab Sample ID: KJ17A
LIMS ID: 06-25067
Matrix: Water
Data Release Authorized:
Reported: 01/02/07

QC Report No: KJ17-Friedman & Bruya
Project: H-658
612166
Date Sampled: 12/12/06
Date Received: 12/18/06

Date Extracted: 12/19/06
Date Analyzed: 12/27/06 19:06
Instrument/Analyst: ECD1/YZ

Sample Amount: 500 mL
Final Extract Volume: 50 mL
Dilution Factor: 1.00

CAS Number	Analyte	RL	Result
87-86-5	**Pentachlorophenol**	**0.25**	**1.4**

Reported in µg/L (ppb)

Herbicide Surrogate Recovery

2,4-Dichlorophenylacetic Acid	79.7%

ANALYTICAL RESOURCES INCORPORATED

ORGANICS ANALYSIS DATA SHEET
Herbicides by SW8151A GC/ECD
Page 1 of 1

Sample ID: 01MW18-20061213
SAMPLE

Lab Sample ID: KJ17B
LIMS ID: 06-25068
Matrix: Water
Data Release Authorized:
Reported: 01/02/07

QC Report No: KJ17-Friedman & Bruya
Project: H-658
612166
Date Sampled: 12/13/06
Date Received: 12/18/06

Date Extracted: 12/19/06
Date Analyzed: 12/27/06 19:38
Instrument/Analyst: ECD1/YZ

Sample Amount: 500 mL
Final Extract Volume: 50 mL
Dilution Factor: 1.00

CAS Number	Analyte	RL	Result
87-86-5	Pentachlorophenol	0.25	< 0.25 U

Reported in µg/L (ppb)

Herbicide Surrogate Recovery

2,4-Dichlorophenylacetic Acid	65.1%

ANALYTICAL RESOURCES INCORPORATED

ORGANICS ANALYSIS DATA SHEET
Herbicides by SW8151A GC/ECD
Page 1 of 1

Sample ID: 01MW19-20061213
SAMPLE

Lab Sample ID: KJ17C
LIMS ID: 06-25069
Matrix: Water
Data Release Authorized:
Reported: 01/02/07

QC Report No: KJ17-Friedman & Bruya
Project: H-658
612166
Date Sampled: 12/13/06
Date Received: 12/18/06

Date Extracted: 12/19/06
Date Analyzed: 12/27/06 20:09
Instrument/Analyst: ECD1/YZ

Sample Amount: 500 mL
Final Extract Volume: 50 mL
Dilution Factor: 1.00

CAS Number	Analyte	RL	Result
87-86-5	Pentachlorophenol	0.25	< 0.25 U

Reported in µg/L (ppb)

Herbicide Surrogate Recovery

2,4-Dichlorophenylacetic Acid	75.0%

ANALYTICAL RESOURCES INCORPORATED

ORGANICS ANALYSIS DATA SHEET
Herbicides by SW8151A GC/ECD
Page 1 of 1

Sample ID: 01MW20-20061213
SAMPLE

Lab Sample ID: KJ17D
LIMS ID: 06-25070
Matrix: Water
Data Release Authorized:
Reported: 01/02/07

QC Report No: KJ17-Friedman & Bruya
Project: H-658
612166
Date Sampled: 12/13/06
Date Received: 12/18/06

Date Extracted: 12/19/06
Date Analyzed: 12/27/06 20:41
Instrument/Analyst: ECD1/YZ

Sample Amount: 500 mL
Final Extract Volume: 50 mL
Dilution Factor: 1.00

CAS Number	Analyte	RL	Result
87-86-5	Pentachlorophenol	0.25	< 0.25 U

Reported in µg/L (ppb)

Herbicide Surrogate Recovery

2,4-Dichlorophenylacetic Acid	76.4%

ANALYTICAL RESOURCES INCORPORATED

ORGANICS ANALYSIS DATA SHEET
Herbicides by SW8151A GC/ECD
Page 1 of 1

Sample ID: 01MW21-20061213
SAMPLE

Lab Sample ID: KJ17E
LIMS ID: 06-25071
Matrix: Water
Data Release Authorized:
Reported: 01/02/07

QC Report No: KJ17-Friedman & Bruya
Project: H-658
612166
Date Sampled: 12/13/06
Date Received: 12/18/06

Date Extracted: 12/19/06
Date Analyzed: 12/27/06 21:13
Instrument/Analyst: ECD1/YZ

Sample Amount: 500 mL
Final Extract Volume: 50 mL
Dilution Factor: 1.00

CAS Number	Analyte	RL	Result
87-86-5	Pentachlorophenol	0.25	< 0.25 U

Reported in µg/L (ppb)

Herbicide Surrogate Recovery

2,4-Dichlorophenylacetic Acid	64.1%

ANALYTICAL RESOURCES INCORPORATED

SW8151A/HERBICIDE WATER SURROGATE RECOVERY SUMMARY

Matrix: Water

QC Report No: KJ17-Friedman & Bruya
Project: H-658
612166

Client ID	DCPA	TOT OUT
MB-121906	81.5%	0
LCS-121906	57.9%	0
LCSD-121906	81.5%	0
01MW01-20061212	79.7%	0
01MW18-20061213	65.1%	0
01MW19-20061213	75.0%	0
01MW20-20061213	76.4%	0
01MW21-20061213	64.1%	0

	LCS/MB LIMITS	QC LIMITS
(DCPA) = 2,4-Dichlorophenylacetic Acid	(47-119)	(44-128)

Log Number Range: 06-25067 to 06-25071

ANALYTICAL RESOURCES INCORPORATED

ORGANICS ANALYSIS DATA SHEET
Herbicides by SW8151A GC/ECD
Page 1 of 1

Sample ID: LCS-121906
LCS/LCSD

Lab Sample ID: LCS-121906
LIMS ID: 06-25067
Matrix: Water
Data Release Authorized:
Reported: 01/02/07

QC Report No: KJ17-Friedman & Bruya
Project: H-658
612166
Date Sampled: 12/12/06
Date Received: 12/18/06

Date Extracted LCS/LCSD: 12/19/06

Date Analyzed LCS: 12/27/06 18:03
LCSD: 12/27/06 18:34
Instrument/Analyst LCS: ECD1/YZ
LCSD: ECD1/YZ

Sample Amount LCS: 500 mL
LCSD: 500 mL
Final Extract Volume LCS: 50 mL
LCSD: 50 mL
Dilution Factor LCS: 1.00
LCSD: 1.00

Analyte	LCS	Spike Added-LCS	LCS Recovery	LCSD	Spike Added-LCSD	LCSD Recovery	RPD
2,4,5-TP (Silvex)	1.39	2.50	55.6%	2.05	2.50	82.0%	38.4%
2,4,5-T	1.60	2.50	64.0%	2.12	2.50	84.8%	28.0%
Dinoseb	2.10	5.00	42.0%	2.31	5.00	46.2%	9.5%
Dicamba	2.72	5.00	54.4%	4.02	5.00	80.4%	38.6%
2,4-D	5.35	10.0	53.5%	7.68	10.0	76.8%	35.8%
2,4-DB	28.8	50.0	57.6%	45.2	50.0	90.4%	44.3%
Dalapon	4.37	10.0	43.7%	5.78	10.0	57.8%	27.8%
MCPA	1310	2500	52.4%	2050	2500	82.0%	44.0%
Dichloroprop	5.50	10.0	55.0%	7.90	10.0	79.0%	35.8%
MCPP	1720	2500	68.8%	2490	2500	99.6%	36.6%

Herbicide Surrogate Recovery

	LCS	LCSD
2,4-Dichlorophenylacetic	57.9%	81.5%

Results reported in µg/L
RPD calculated using sample concentrations per SW846.

FORM III

SAMPLE CHAIN OF CUSTODY

AM3 14T17

Page # 1 of 1

Send Report To Michael Erdahl

Company Friedman and Bruya, Inc.

Address 3012 16th Ave W

City, State, ZIP Seattle, WA 98119

Phone # (206) 285-8282 Fax # (206) 283-5044

SAMPLERS *(signature)*

PROJECT NAME/NO. 612166

PO # H-658

REMARKS

Please Fax Results

TURNAROUND TIME
☒ Standard (2 Weeks)
☐ RUSH
Rush charges authorized by:

SAMPLE DISPOSAL
☐ Dispose after 30 days
☐ Return samples
☐ Will call with instructions

Sample ID	Lab ID	Date Sampled	Time Sampled	Sample Type	# of containers	ANALYSES REQUESTED: O&G w/o SG	O&G w/sg	Total Hg	Dissolved Hg	EPH	VPH	Nitrate	Sulfate	PCP			Notes
01MW01-20061212			12/12	w	1 VG									X			
01MW18-20061213			12/13	w	1 VG									X			
01MW19-20061213				w	1 VG									X			
01MW20-20061213				w	1									X			
01MW21-20061213			↓	w	1									X			

Friedman & Bruya, Inc.
3012 16th Avenue West
Seattle, WA 98119-2029
Ph. (206) 285-8282
Fax (206) 283-5044

	SIGNATURE	PRINT NAME	COMPANY	DATE	TIME
Relinquished by:		Michael Erdahl	Friedman & Bruya	12/18/06	9:30AM
Received by:	Bob Congleton	Bob Congleton	ARS	12/18/06	1415
Relinquished by:					
Received by:					

FRIEDMAN & BRUYA, INC.

ENVIRONMENTAL CHEMISTS

James E. Bruya, Ph.D.
Charlene Morrow, M.S.
Yelena Aravkina, M.S.
Bradley T. Benson, B.S.
Kurt Johnson, B.S.

3012 16th Avenue West
Seattle, WA 98119-2029
TEL: (206) 285-8282
FAX: (206) 283-5044
e-mail: fbi@isomedia.com

December 19, 2007

Dee Gardner, Project Manager
Sound Environmental Strategies Corporation
2400 Airport Way S., Suite 200
Seattle, WA 98134-2020

Dear Ms. Gardner:

Included are the results from the testing of material submitted on December 7, 2007 from the TOC_01-600_20071207 WORFDB1, F&BI 712076 project. There are 17 pages included in this report. Any samples that may remain are currently scheduled for disposal in 30 days. If you would like us to return your samples or arrange for long term storage at our offices, please contact us as soon as possible.

We appreciate this opportunity to be of service to you and hope you will call if you should have any questions.

Sincerely,

FRIEDMAN & BRUYA, INC.



Michael Erdahl
Project Manager

Enclosures
c: Mark Chandler
SOU1219R.DOC

CASE NARRATIVE

This case narrative encompasses samples received on December 7, 2007 by Friedman & Bruya, Inc. from the Sound Environmental Strategies TOC_01-600_20071207 WORFDB1, F&BI 712076 project. Samples were logged in under the laboratory ID's listed below.

Laboratory ID	Sound Environmental Strategies
712076-01	01MW53-20071207
712076-02	02MW13-20071207

All quality control requirements were acceptable.

Date of Report: 12/19/07
Date Received: 12/07/07
Project: TOC_01-600_20071207 WORFDB1, F&BI 712076
Date Extracted: 12/10/07
Date Analyzed: 12/10/07

RESULTS FROM THE ANALYSIS OF THE WATER SAMPLES FOR TOTAL PETROLEUM HYDROCARBONS AS GASOLINE USING METHOD NWTPH-Gx

Results Reported as ug/L (ppb)

Sample ID Laboratory ID	Gasoline Range	Surrogate (% Recovery) (Limit 51-134)
01MW53-20071207 712076-01	<100	101
02MW13-20071207 712076-02	<100	100
Method Blank	<100	96

Date of Report: 12/19/07
Date Received: 12/07/07
Project: TOC_01-600_20071207 WORFDB1, F&BI 712076
Date Extracted: 12/10/07
Date Analyzed: 12/11/07

RESULTS FROM THE ANALYSIS OF THE WATER SAMPLES FOR TOTAL PETROLEUM HYDROCARBONS AS DIESEL AND MOTOR OIL USING METHOD NWTPH-Dx

Results Reported as ug/L (ppb)

Sample ID Laboratory ID	Diesel Range (C_{10}-C_{25})	Motor Oil Range (C_{25}-C_{36})	Surrogate (% Recovery) (Limit 51-132)
01MW53-20071207 712076-01	130	<250	76
02MW13-20071207 712076-02	<50	<250	87
Method Blank	<50	<250	75

Analysis For Total Metals By EPA Method 200.8

Client ID:	02MW13-20071207	Client:	Sound Environmental Strategies
Date Received:	12/07/07	Project:	TOC_01-600_20071207 WORFDB1
Date Extracted:	12/11/07	Lab ID:	712076-02
Date Analyzed:	12/11/07	Data File:	712076-02.085
Matrix:	Water	Instrument:	ICPMS1
Units:	ug/L (ppb)	Operator:	HR

Internal Standard:	% Recovery:	Lower Limit:	Upper Limit:
Bismuth	96	60	125

Analyte:	Concentration ug/L (ppb)
Lead	<1

Analysis For Total Metals By EPA Method 200.8

Client ID:	Method Blank	Client:	Sound Environmental Strategies
Date Received:	NA	Project:	TOC_01-600_20071207 WORFDB1
Date Extracted:	12/11/07	Lab ID:	I7-466 mb
Date Analyzed:	12/11/07	Data File:	I7-466 mb.060
Matrix:	Water	Instrument:	ICPMS1
Units:	ug/L (ppb)	Operator:	HR

Internal Standard:	% Recovery:	Lower Limit:	Upper Limit:
Bismuth	119	60	125

Analyte:	Concentration ug/L (ppb)
Lead	<1

Analysis For Dissolved Metals By EPA Method 200.8

Client ID:	02MW13-20071207	Client:	Sound Environmental Strategies
Date Received:	12/07/07	Project:	TOC_01-600_20071207 WORFDB1
Date Extracted:	12/11/07	Lab ID:	712076-02
Date Analyzed:	12/11/07	Data File:	712076-02.032
Matrix:	Water	Instrument:	ICPMS1
Units:	ug/L (ppb)	Operator:	HR

Internal Standard:	% Recovery:	Lower Limit:	Upper Limit:
Bismuth	101	60	125

Analyte:	Concentration ug/L (ppb)
Lead	<1

Analysis For Dissolved Metals By EPA Method 200.8

Client ID:	Method Blank	Client:	Sound Environmental Strategies
Date Received:	NA	Project:	TOC_01-600_20071207 WORFDB1
Date Extracted:	12/11/07	Lab ID:	I7-467 mb
Date Analyzed:	12/11/07	Data File:	I7-467 mb.008
Matrix:	Water	Instrument:	ICPMS1
Units:	ug/L (ppb)	Operator:	HR

Internal Standard:	% Recovery:	Lower Limit:	Upper Limit:
Bismuth	112	60	125

Analyte:	Concentration ug/L (ppb)
Lead	<1

Analysis For Volatile Compounds By EPA Method 8260B

Client Sample ID:	01MW53-20071207	Client:	Sound Environmental Strategies
Date Received:	12/07/07	Project:	TOC_01-600_20071207 WORFDB1
Date Extracted:	12/07/07	Lab ID:	712076-01
Date Analyzed:	12/07/07	Data File:	120707.D
Matrix:	Water	Instrument:	GCMS4
Units:	ug/L (ppb)	Operator:	MB

Surrogates:	% Recovery:	Lower Limit:	Upper Limit:
Dibromofluoromethane	90	55	118
1,2-Dichloroethane-d4	77	53	121
Toluene-d8	80	55	121
4-Bromofluorobenzene	81	29	181

Compounds:	Concentration ug/L (ppb)	Compounds:	Concentration ug/L (ppb)
Ethanol	<1,000	trans-1,3-Dichloropropene	<1
Dichlorodifluoromethane	<1	1,1,2-Trichloroethane	<1
Chloromethane	<1	2-Hexanone	<10
Vinyl chloride	<0.2	1,3-Dichloropropane	<1
Bromomethane	<1	Tetrachloroethene	<1
Chloroethane	<1	Dibromochloromethane	<1
Trichlorofluoromethane	<1	1,2-Dibromoethane (EDB)	<1
Acetone	13	Chlorobenzene	<1
Hexane	<1	Ethylbenzene	<1
1,1-Dichloroethene	<1	1,1,1,2-Tetrachloroethane	<1
Methylene chloride	<5	m,p-Xylene	<2
t-Butyl alcohol (TBA)	<50	o-Xylene	<1
Methyl t-butyl ether (MTBE)	<1	Styrene	<1
trans-1,2-Dichloroethene	<1	Isopropylbenzene	<1
Diisopropyl ether (DIPE)	<1	Bromoform	<1
1,1-Dichloroethane	<1	n-Propylbenzene	<1
Ethyl t-butyl ether (ETBE)	<1	Bromobenzene	<1
2,2-Dichloropropane	<1	1,3,5-Trimethylbenzene	<1
cis-1,2-Dichloroethene	<1	1,1,2,2-Tetrachloroethane	<1
Chloroform	5.0	1,2,3-Trichloropropane	<1
2-Butanone (MEK)	<10	2-Chlorotoluene	<1
t-Amyl methyl ether (TAME)	<1	4-Chlorotoluene	<1
1,2-Dichloroethane (EDC)	<1	tert-Butylbenzene	<1
1,1,1-Trichloroethane	<1	1,2,4-Trimethylbenzene	<1
1,1-Dichloropropene	<1	sec-Butylbenzene	<1
Carbon Tetrachloride	<1	p-Isopropyltoluene	<1
Benzene	<1	1,3-Dichlorobenzene	<1
Trichloroethene	<1	1,4-Dichlorobenzene	<1
1,2-Dichloropropane	<1	1,2-Dichlorobenzene	<1
Bromodichloromethane	<1	1,2-Dibromo-3-chloropropane	<1
Dibromomethane	<1	1,2,4-Trichlorobenzene	<1
4-Methyl-2-pentanone	<10	Hexachlorobutadiene	<1
cis-1,3-Dichloropropene	<1	Naphthalene	<1
Toluene	<1	1,2,3-Trichlorobenzene	<1

Note: The reporting limit for vinyl chloride is equal to the MDL.

Analysis For Volatile Compounds By EPA Method 8260B

Client Sample ID:	02MW13-20071207	Client:	Sound Environmental Strategies
Date Received:	12/07/07	Project:	TOC_01-600_20071207 WORFDB1
Date Extracted:	12/07/07	Lab ID:	712076-02
Date Analyzed:	12/07/07	Data File:	120708.D
Matrix:	Water	Instrument:	GCMS4
Units:	ug/L (ppb)	Operator:	MB

Surrogates:	% Recovery:	Lower Limit:	Upper Limit:
Dibromofluoromethane	91	55	118
1,2-Dichloroethane-d4	79	53	121
Toluene-d8	79	55	121
4-Bromofluorobenzene	84	29	181

Compounds:	Concentration ug/L (ppb)	Compounds:	Concentration ug/L (ppb)
Ethanol	<1,000	trans-1,3-Dichloropropene	<1
Dichlorodifluoromethane	<1	1,1,2-Trichloroethane	<1
Chloromethane	<1	2-Hexanone	<10
Vinyl chloride	<0.2	1,3-Dichloropropane	<1
Bromomethane	<1	Tetrachloroethene	<1
Chloroethane	<1	Dibromochloromethane	<1
Trichlorofluoromethane	<1	1,2-Dibromoethane (EDB)	<1
Acetone	<10	Chlorobenzene	<1
Hexane	<1	Ethylbenzene	<1
1,1-Dichloroethene	<1	1,1,1,2-Tetrachloroethane	<1
Methylene chloride	<5	m,p-Xylene	<2
t-Butyl alcohol (TBA)	<50	o-Xylene	<1
Methyl t-butyl ether (MTBE)	<1	Styrene	<1
trans-1,2-Dichloroethene	<1	Isopropylbenzene	<1
Diisopropyl ether (DIPE)	<1	Bromoform	<1
1,1-Dichloroethane	<1	n-Propylbenzene	<1
Ethyl t-butyl ether (ETBE)	<1	Bromobenzene	<1
2,2-Dichloropropane	<1	1,3,5-Trimethylbenzene	<1
cis-1,2-Dichloroethene	<1	1,1,2,2-Tetrachloroethane	<1
Chloroform	<1	1,2,3-Trichloropropane	<1
2-Butanone (MEK)	<10	2-Chlorotoluene	<1
t-Amyl methyl ether (TAME)	<1	4-Chlorotoluene	<1
1,2-Dichloroethane (EDC)	<1	tert-Butylbenzene	<1
1,1,1-Trichloroethane	<1	1,2,4-Trimethylbenzene	<1
1,1-Dichloropropene	<1	sec-Butylbenzene	<1
Carbon Tetrachloride	<1	p-Isopropyltoluene	<1
Benzene	<1	1,3-Dichlorobenzene	<1
Trichloroethene	<1	1,4-Dichlorobenzene	<1
1,2-Dichloropropane	<1	1,2-Dichlorobenzene	<1
Bromodichloromethane	<1	1,2-Dibromo-3-chloropropane	<1
Dibromomethane	<1	1,2,4-Trichlorobenzene	<1
4-Methyl-2-pentanone	<10	Hexachlorobutadiene	<1
cis-1,3-Dichloropropene	<1	Naphthalene	<1
Toluene	<1	1,2,3-Trichlorobenzene	<1

Note: The reporting limit for vinyl chloride is equal to the MDL.

Analysis For Volatile Compounds By EPA Method 8260B

Client Sample ID:	Method Blank	Client:	Sound Environmental Strategies
Date Received:	Not Applicable	Project:	TOC_01-600_20071207 WORFDB1
Date Extracted:	12/07/07	Lab ID:	071972 mb
Date Analyzed:	12/07/07	Data File:	120705.D
Matrix:	Water	Instrument:	GCMS4
Units:	ug/L (ppb)	Operator:	MB

Surrogates:	% Recovery:	Lower Limit:	Upper Limit:
Dibromofluoromethane	88	55	118
1,2-Dichloroethane-d4	80	53	121
Toluene-d8	78	55	121
4-Bromofluorobenzene	81	29	181

Compounds:	Concentration ug/L (ppb)	Compounds:	Concentration ug/L (ppb)
Ethanol	<1,000	trans-1,3-Dichloropropene	<1
Dichlorodifluoromethane	<1	1,1,2-Trichloroethane	<1
Chloromethane	<1	2-Hexanone	<10
Vinyl chloride	<0.2	1,3-Dichloropropane	<1
Bromomethane	<1	Tetrachloroethene	<1
Chloroethane	<1	Dibromochloromethane	<1
Trichlorofluoromethane	<1	1,2-Dibromoethane (EDB)	<1
Acetone	<10	Chlorobenzene	<1
Hexane	<1	Ethylbenzene	<1
1,1-Dichloroethene	<1	1,1,1,2-Tetrachloroethane	<1
Methylene chloride	<5	m,p-Xylene	<2
t-Butyl alcohol (TBA)	<50	o-Xylene	<1
Methyl t-butyl ether (MTBE)	<1	Styrene	<1
trans-1,2-Dichloroethene	<1	Isopropylbenzene	<1
Diisopropyl ether (DIPE)	<1	Bromoform	<1
1,1-Dichloroethane	<1	n-Propylbenzene	<1
Ethyl t-butyl ether (ETBE)	<1	Bromobenzene	<1
2,2-Dichloropropane	<1	1,3,5-Trimethylbenzene	<1
cis-1,2-Dichloroethene	<1	1,1,2,2-Tetrachloroethane	<1
Chloroform	<1	1,2,3-Trichloropropane	<1
2-Butanone (MEK)	<10	2-Chlorotoluene	<1
t-Amyl methyl ether (TAME)	<1	4-Chlorotoluene	<1
1,2-Dichloroethane (EDC)	<1	tert-Butylbenzene	<1
1,1,1-Trichloroethane	<1	1,2,4-Trimethylbenzene	<1
1,1-Dichloropropene	<1	sec-Butylbenzene	<1
Carbon Tetrachloride	<1	p-Isopropyltoluene	<1
Benzene	<1	1,3-Dichlorobenzene	<1
Trichloroethene	<1	1,4-Dichlorobenzene	<1
1,2-Dichloropropane	<1	1,2-Dichlorobenzene	<1
Bromodichloromethane	<1	1,2-Dibromo-3-chloropropane	<1
Dibromomethane	<1	1,2,4-Trichlorobenzene	<1
4-Methyl-2-pentanone	<10	Hexachlorobutadiene	<1
cis-1,3-Dichloropropene	<1	Naphthalene	<1
Toluene	<1	1,2,3-Trichlorobenzene	<1

Note: The reporting limit for vinyl chloride is equal to the MDL.

Date of Report: 12/19/07
Date Received: 12/07/07
Project: TOC_01-600_20071207 WORFDB1, F&BI 712076

QUALITY ASSURANCE RESULTS FOR THE ANALYSIS OF WATER SAMPLES FOR TOTAL PETROLEUM HYDROCARBONS AS GASOLINE USING METHOD NWTPH-Gx

Laboratory Code: 712076-01 (Duplicate)

Analyte	Reporting Units	Sample Result	Duplicate Result	Relative Percent Difference (Limit 20)
Gasoline	ug/L (ppb)	<100	<100	nm

Laboratory Code: Laboratory Control Sample

Analyte	Reporting Units	Spike Level	Percent Recovery LCS	Acceptance Criteria
Gasoline	ug/L (ppb)	1,000	86	69-134

Date of Report: 12/19/07
Date Received: 12/07/07
Project: TOC_01-600_20071207 WORFDB1, F&BI 712076

QUALITY ASSURANCE RESULTS FOR THE ANALYSIS OF WATER SAMPLES FOR TOTAL PETROLEUM HYDROCARBONS AS DIESEL EXTENDED USING METHOD NWTPH-Dx

Laboratory Code: Laboratory Control Sample

Analyte	Reporting Units	Spike Level	Percent Recovery LCS	Percent Recovery LCSD	Acceptance Criteria	RPD (Limit 20)
Diesel Extended	ug/L (ppb)	2,500	95	103	67-141	8

Date of Report: 12/19/07
Date Received: 12/07/07
Project: TOC_01-600_20071207 WORFDB1, F&BI 712076

QUALITY ASSURANCE RESULTS FOR THE ANALYSIS OF WATER SAMPLES FOR TOTAL METALS USING EPA METHOD 200.8

Laboratory Code: 712090-10 (Matrix Spike)

Analyte	Reporting Units	Spike Level	Sample Result	Percent Recovery MS	Percent Recovery MSD	Acceptance Criteria	RPD (Limit 20)
Lead	ug/L (ppb)	10	<1	101	108	50-150	7

Laboratory Code: Laboratory Control Sample

Analyte	Reporting Units	Spike Level	Percent Recovery LCS	Acceptance Criteria
Lead	ug/L (ppb)	10	106	70-130

Date of Report: 12/19/07
Date Received: 12/07/07
Project: TOC_01-600_20071207 WORFDB1, F&BI 712076

QUALITY ASSURANCE RESULTS FOR THE ANALYSIS OF WATER SAMPLES FOR DISSOLVED METALS USING EPA METHOD 200.8

Laboratory Code: 712090-10 (Matrix Spike)

Analyte	Reporting Units	Spike Level	Sample Result	Percent Recovery MS	Percent Recovery MSD	Acceptance Criteria	RPD (Limit 20)
Lead	ug/L (ppb)	10	<1	104	104	50-150	0

Laboratory Code: Laboratory Control Sample

Analyte	Reporting Units	Spike Level	Percent Recovery LCS	Acceptance Criteria
Lead	ug/L (ppb)	10	100	70-130

Date of Report: 12/19/07
Date Received: 12/07/07
Project: TOC_01-600_20071207 WORFDB1, F&BI 712076

QUALITY ASSURANCE RESULTS FOR THE ANALYSIS OF WATER SAMPLES FOR VOLATILES BY EPA METHOD 8260B

Laboratory Code: 712076-01 (Duplicate)

Analyte	Reporting Units	Sample Result	Duplicate Result	Relative Percent Difference (Limit 20)
Ethanol	ug/L (ppb)	<1,000	<1,000	nm
Dichlorodifluoromethane	ug/L (ppb)	<1	<1	nm
Chloromethane	ug/L (ppb)	<1	<1	nm
Vinyl chloride	ug/L (ppb)	<0.2	<0.2	nm
Bromomethane	ug/L (ppb)	<1	<1	nm
Chloroethane	ug/L (ppb)	<1	<1	nm
Trichlorofluoromethane	ug/L (ppb)	<1	<1	nm
Acetone	ug/L (ppb)	13	13	0
1,1-Dichloroethene	ug/L (ppb)	<1	<1	nm
Hexane	ug/L (ppb)	<1	<1	nm
Methylene chloride	ug/L (ppb)	<5	<5	nm
t-Butyl alcohol (TBA)	ug/L (ppb)	<50	<50	nm
Methyl t-butyl ether (MTBE)	ug/L (ppb)	<1	<1	nm
trans-1,2-Dichloroethene	ug/L (ppb)	<1	<1	nm
Diisopropyl ether (DIPE)	ug/L (ppb)	<1	<1	nm
1,1-Dichloroethane	ug/L (ppb)	<1	<1	nm
Ethyl t-butyl ether (ETBE)	ug/L (ppb)	<1	<1	nm
2,2-Dichloropropane	ug/L (ppb)	<1	<1	nm
cis-1,2-Dichloroethene	ug/L (ppb)	<1	<1	nm
Chloroform	ug/L (ppb)	5.0	4.8	4
2-Butanone (MEK)	ug/L (ppb)	<10	<10	nm
t-Amyl methyl ether (TAME)	ug/L (ppb)	<1	<1	nm
1,2-Dichloroethane (EDC)	ug/L (ppb)	<1	<1	nm
1,1,1-Trichloroethane	ug/L (ppb)	<1	<1	nm
1,1-Dichloropropene	ug/L (ppb)	<1	<1	nm
Carbon Tetrachloride	ug/L (ppb)	<1	<1	nm
Benzene	ug/L (ppb)	<1	<1	nm
Trichloroethene	ug/L (ppb)	<1	<1	nm
1,2-Dichloropropane	ug/L (ppb)	<1	<1	nm
Bromodichloromethane	ug/L (ppb)	<1	<1	nm
Dibromomethane	ug/L (ppb)	<1	<1	nm
4-Methyl-2-pentanone	ug/L (ppb)	<10	<10	nm
cis-1,3-Dichloropropene	ug/L (ppb)	<1	<1	nm
Toluene	ug/L (ppb)	<1	<1	nm
trans-1,3-Dichloropropene	ug/L (ppb)	<1	<1	nm
1,1,2-Trichloroethane	ug/L (ppb)	<1	<1	nm
2-Hexanone	ug/L (ppb)	<10	<10	nm
1,3-Dichloropropane	ug/L (ppb)	<1	<1	nm
Tetrachloroethene	ug/L (ppb)	<1	<1	nm
Dibromochloromethane	ug/L (ppb)	<1	<1	nm
1,2-Dibromoethane (EDB)	ug/L (ppb)	<1	<1	nm
Chlorobenzene	ug/L (ppb)	<1	<1	nm
Ethylbenzene	ug/L (ppb)	<1	<1	nm
1,1,1,2-Tetrachloroethane	ug/L (ppb)	<1	<1	nm
m,p-Xylene	ug/L (ppb)	<2	<2	nm
o-Xylene	ug/L (ppb)	<1	<1	nm
Styrene	ug/L (ppb)	<1	<1	nm
Isopropylbenzene	ug/L (ppb)	<1	<1	nm
Bromoform	ug/L (ppb)	<1	<1	nm
n-Propylbenzene	ug/L (ppb)	<1	<1	nm
Bromobenzene	ug/L (ppb)	<1	<1	nm
1,3,5-Trimethylbenzene	ug/L (ppb)	<1	<1	nm
1,1,2,2-Tetrachloroethane	ug/L (ppb)	<1	<1	nm
1,2,3-Trichloropropane	ug/L (ppb)	<1	<1	nm
2-Chlorotoluene	ug/L (ppb)	<1	<1	nm
4-Chlorotoluene	ug/L (ppb)	<1	<1	nm
tert-Butylbenzene	ug/L (ppb)	<1	<1	nm
1,2,4-Trimethylbenzene	ug/L (ppb)	<1	<1	nm
sec-Butylbenzene	ug/L (ppb)	<1	<1	nm
p-Isopropyltoluene	ug/L (ppb)	<1	<1	nm
1,3-Dichlorobenzene	ug/L (ppb)	<1	<1	nm
1,4-Dichlorobenzene	ug/L (ppb)	<1	<1	nm
1,2-Dichlorobenzene	ug/L (ppb)	<1	<1	nm
1,2-Dibromo-3-chloropropane	ug/L (ppb)	<1	<1	nm
1,2,4-Trichlorobenzene	ug/L (ppb)	<1	<1	nm
Hexachlorobutadiene	ug/L (ppb)	<1	<1	nm
Naphthalene	ug/L (ppb)	<1	<1	nm
1,2,3-Trichlorobenzene	ug/L (ppb)	<1	<1	nm

Date of Report: 12/19/07
Date Received: 12/07/07
Project: TOC_01-600_20071207 WORFDB1, F&BI 712076

QUALITY ASSURANCE RESULTS FOR THE ANALYSIS OF WATER SAMPLES FOR VOLATILES BY EPA METHOD 8260B

Laboratory Code: Laboratory Control Sample

Analyte	Reporting Units	Spike Level	Percent Recovery LCS	Percent Recovery LCSD	Acceptance Criteria	RPD (Limit 20)
Ethanol	ug/L (ppb)	2,500	79	89	36-146	12
Dichlorodifluoromethane	ug/L (ppb)	50	95	94	50-136	1
Chloromethane	ug/L (ppb)	50	87	88	55-134	1
Vinyl chloride	ug/L (ppb)	50	89	94	56-144	5
Bromomethane	ug/L (ppb)	50	86	91	58-140	6
Chloroethane	ug/L (ppb)	50	74	71	55-144	4
Trichlorofluoromethane	ug/L (ppb)	50	95	99	54-142	4
Acetone	ug/L (ppb)	50	90	85	52-162	6
1,1-Dichloroethene	ug/L (ppb)	50	68	70	34-135	3
Hexane	ug/L (ppb)	50	105	107	66-139	2
Methylene chloride	ug/L (ppb)	50	68	71	65-112	4
t-Butyl alcohol (TBA)	ug/L (ppb)	250	98	98	58-156	0
Methyl t-butyl ether (MTBE)	ug/L (ppb)	50	89	86	71-119	3
trans-1,2-Dichloroethene	ug/L (ppb)	50	92	87	66-120	6
Diisopropyl ether (DIPE)	ug/L (ppb)	50	98	96	75-121	2
1,1-Dichloroethane	ug/L (ppb)	50	104	99	65-119	5
Ethyl t-butyl ether (ETBE)	ug/L (ppb)	50	88	88	67-121	0
2,2-Dichloropropane	ug/L (ppb)	50	84	81	42-143	4
cis-1,2-Dichloroethene	ug/L (ppb)	50	104	97	75-121	7
Chloroform	ug/L (ppb)	50	107	99	63-117	8
2-Butanone (MEK)	ug/L (ppb)	50	104	100	77-125	4
t-Amyl methyl ether (TAME)	ug/L (ppb)	50	87	84	66-123	4
1,2-Dichloroethane (EDC)	ug/L (ppb)	50	111	104	67-116	7
1,1,1-Trichloroethane	ug/L (ppb)	50	90	86	63-124	5
1,1-Dichloropropene	ug/L (ppb)	50	106	100	62-122	6
Carbon Tetrachloride	ug/L (ppb)	50	95	89	63-126	7
Benzene	ug/L (ppb)	50	99	93	55-134	6
Trichloroethene	ug/L (ppb)	50	102	96	75-116	6
1,2-Dichloropropane	ug/L (ppb)	50	100	96	75-118	4
Bromodichloromethane	ug/L (ppb)	50	104	96	69-129	8
Dibromomethane	ug/L (ppb)	50	101	94	68-117	7
4-Methyl-2-pentanone	ug/L (ppb)	50	95	90	68-124	5
cis-1,3-Dichloropropene	ug/L (ppb)	50	103	98	64-123	5
Toluene	ug/L (ppb)	50	107	107	56-140	0
trans-1,3-Dichloropropene	ug/L (ppb)	50	119	118	71-124	1
1,1,2-Trichloroethane	ug/L (ppb)	50	107	107	66-123	0
2-Hexanone	ug/L (ppb)	50	108	107	66-128	1
1,3-Dichloropropane	ug/L (ppb)	50	109	110	71-125	1
Tetrachloroethene	ug/L (ppb)	50	111	112	78-116	1
Dibromochloromethane	ug/L (ppb)	50	114	113	75-122	1
1,2-Dibromoethane (EDB)	ug/L (ppb)	50	105	106	72-124	1
Chlorobenzene	ug/L (ppb)	50	98	98	72-116	0
Ethylbenzene	ug/L (ppb)	50	99	100	76-123	1
1,1,1,2-Tetrachloroethane	ug/L (ppb)	50	97	100	69-121	3
m,p-Xylene	ug/L (ppb)	100	96	97	49-166	1
o-Xylene	ug/L (ppb)	50	91	92	68-121	1
Styrene	ug/L (ppb)	50	92	93	72-119	1
Isopropylbenzene	ug/L (ppb)	50	86	90	66-121	5
Bromoform	ug/L (ppb)	50	102	106	70-127	4
n-Propylbenzene	ug/L (ppb)	50	108	105	67-118	3
Bromobenzene	ug/L (ppb)	50	109	105	71-124	4
1,3,5-Trimethylbenzene	ug/L (ppb)	50	99	99	69-116	0
1,1,2,2-Tetrachloroethane	ug/L (ppb)	50	102	101	57-128	1
1,2,3-Trichloropropane	ug/L (ppb)	50	110	108	58-126	2
2-Chlorotoluene	ug/L (ppb)	50	101	99	66-116	2
4-Chlorotoluene	ug/L (ppb)	50	101	99	67-117	2
tert-Butylbenzene	ug/L (ppb)	50	98	99	65-121	1
1,2,4-Trimethylbenzene	ug/L (ppb)	50	96	97	69-123	1
sec-Butylbenzene	ug/L (ppb)	50	95	97	70-118	2
p-Isopropyltoluene	ug/L (ppb)	50	95	98	72-120	3
1,3-Dichlorobenzene	ug/L (ppb)	50	97	99	76-114	2
1,4-Dichlorobenzene	ug/L (ppb)	50	95	99	72-113	4
1,2-Dichlorobenzene	ug/L (ppb)	50	94	98	76-115	4
1,2-Dibromo-3-chloropropane	ug/L (ppb)	50	102	108	54-131	6
1,2,4-Trichlorobenzene	ug/L (ppb)	50	113	118	72-123	4
Hexachlorobutadiene	ug/L (ppb)	50	102	104	80-111	2
Naphthalene	ug/L (ppb)	50	107	111	61-137	4
1,2,3-Trichlorobenzene	ug/L (ppb)	50	110	114	74-126	4

Data Qualifiers & Definitions

a - The analyte was detected at a level less than five times the reporting limit. The RPD results may not provide reliable information on the variability of the analysis.

A1 – More than one compound of similar molecule structure was identified with equal probablility.

b - The analyte was spiked at a level that was less than five times that present in the sample. Matrix spike recoveries may not be meaningful.

ca - The calibration results for this range fell outside of acceptance criteria. The value reported is an estimate.

c - The presence of the analyte indicated may be due to carryover from previous sample injections.

d - The sample was diluted. Detection limits may be raised due to dilution.

ds - The sample was diluted. Detection limits are raised due to dilution and surrogate recoveries may not be meaningful.

dv - Insufficient sample was available to achieve normal reporting limits and limits are raised accordingly.

fb - The analyte indicated was found in the method blank. The result should be considered an estimate.

fc – The compound is a common laboratory and field contaminant.

fp – Compounds in the sample matrix interfered with quantitation of the analyte. The reported concentration may be a false positive.

hr - The sample and duplicate were reextracted and reanalyzed. RPD results were still outside of control limits. The variability is attributed to sample inhomogeneity.

ht - The sample was extracted outside of holding time. Results should be considered estimates.

ip - Recovery fell outside of normal control limits. Compounds in the sample matrix interfered with the quantitation of the analyte.

j – The result is below normal reporting limits. The value reported is an estimate.

J - The internal standard associated with the analyte is out of control limits. The reported concentration is an estimate.

jl - The analyte result in the laboratory control sample is out of control limits. The reported concentration should be considered an estimate.

jr - The rpd result in laboratory control sample associated with the analyte is out of control limits. The reported concentration should be considered an estimate.

lc - The presence of the compound indicated is likely due to laboratory contamination.

L - The reported concentration was generated from a library search.

nm - The analyte was not detected in one or more of the duplicate analyses. Therefore, calculation of the RPD is not applicable.

pc – The sample was received in a container not approved by the method. The value reported should be considered an estimate.

pr – The sample was received with incorrect preservation. The value reported should be considered an estimate.

ve - The value reported exceeded the calibration range established for the analyte. The reported concentration should be considered an estimate.

vo - The value reported fell outside the control limits established for this analyte.

x - The pattern of peaks present is not indicative of diesel.

y - The pattern of peaks present is not indicative of motor oil.

712076

SAMPLE CHAIN OF CUSTODY

ME 12/07/07

VI/AI5

Page # 1 of 1

Send Report To Doc Gardner

Company Sound Environmental Strategies

Address 2400 Airport Way S

City, State, ZIP Seattle WA

Phone # 206 306 1900 Fax # 206 306 1907

SAMPLERS (signature) [signature]

PROJECT NAME/NO. TOC Holdings 01-600 seattle terminal

PO #

REMARKS

GEMS Y / N

TURNAROUND TIME
- ☑ Standard (2 Weeks)
- ☐ RUSH
- Rush charges authorized by:

SAMPLE DISPOSAL
- ☐ Dispose after 30 days
- ☐ Return samples
- ☐ Will call with instructions

Sample ID	Sample Location	Sample Depth	Lab ID	Date Sampled	Time Sampled	Matrix	# of jars	ANALYSES REQUESTED: NWTPH-Dx	NWTPH-Gx	BTEX by 8021B	VOC's by 8260	SVOC's by 8270	RCRA-8 Metals	Total Pb	Dissolved Pb	Notes
01MW53-20071207	01MW53	—	01 A-D	12/7/07	1135	water	4	X	X	X	X					
02MW13-20071207	02MW13	—	02 A-F	12/7/07	1033	water	6	X	X	X	X			X	X	Lab Filter
														Samples received at	12	°C

SIGNATURE	PRINT NAME	COMPANY	DATE	TIME
Relinquished by: [signature]	Cassandra Dijstelbergen	SES	12/7/07	1220
Received by:				
Relinquished by:				
Received by: [signature]	VINH	FBI	12/07/07	12:20

Friedman & Bruya, Inc.
3012 16th Avenue West
Seattle, WA 98119-2029
Ph. (206) 285-8282
Fax (206) 283-5044

FRIEDMAN & BRUYA, INC.

ENVIRONMENTAL CHEMISTS

James E. Bruya, Ph.D.
Charlene Morrow, M.S.
Yelena Aravkina, M.S.
Bradley T. Benson, B.S.
Kurt Johnson, B.S.

3012 16th Avenue West
Seattle, WA 98119-2029
TEL: (206) 285-8282
FAX: (206) 283-5044
e-mail: fbi@isomedia.com

December 11, 2008

Tim Brown, Project Manager
Sound Environmental Strategies Corporation
2400 Airport Way S., Suite 200
Seattle, WA 98134-2020

Dear Mr. Brown:

Included are the results from the testing of material submitted on November 26, 2008 from the TOC_01-600_20081126 WORFDB2, F&BI 811300 project. There are 22 pages included in this report. Any samples that may remain are currently scheduled for disposal in 30 days. If you would like us to return your samples or arrange for long term storage at our offices, please contact us as soon as possible.

We appreciate this opportunity to be of service to you and hope you will call if you should have any questions.

Sincerely,

FRIEDMAN & BRUYA, INC.



Michael Erdahl
Project Manager

Enclosures
c: Mark Chandler, Erin Rothman, Ryan Bixby
SOU1211R.DOC

CASE NARRATIVE

This case narrative encompasses samples received on November 26, 2008 by Friedman & Bruya, Inc. from the Sound Environmental Strategies TOC_01-600_20081126 WORFDB2, F&BI 811300 project. Samples were logged in under the laboratory ID's listed below.

Laboratory ID	Sound Environmental Strategies
811300-01	02MW14-20081125
811300-02	01MW55-20081125
811300-03	01MW59-20081125
811300-04	01MW56-20081125
811300-05	01MW57-20081125
811300-06	01MW58-20081125
811300-07	01MW54-20081125

The 8260C chloroethane calibration did not pass acceptance criteria. The data was flagged accordingly. All other quality control requirements were acceptable.

Date of Report: 12/11/08
Date Received: 11/26/08
Project: TOC_01-600_20081126 WORFDB2, F&BI 811300
Date Extracted: 11/26/08
Date Analyzed: 11/26/08 and 11/27/08

RESULTS FROM THE ANALYSIS OF THE WATER SAMPLES FOR TOTAL PETROLEUM HYDROCARBONS AS GASOLINE USING METHOD NWTPH-Gx

Results Reported as ug/L (ppb)

Sample ID Laboratory ID	Gasoline Range	Surrogate (% Recovery) (Limit 51-134)
02MW14-20081125 811300-01	<100	82
01MW55-20081125 811300-02	6,100	106
01MW59-20081125 811300-03	<100	84
01MW56-20081125 811300-04	<100	80
01MW57-20081125 811300-05	<100	80
01MW58-20081125 811300-06	<100	79
01MW54-20081125 811300-07	<100	79
Method Blank	<100	83

Date of Report: 12/11/08
Date Received: 11/26/08
Project: TOC_01-600_20081126 WORFDB2, F&BI 811300
Date Extracted: 11/26/08
Date Analyzed: 11/26/08 and 11/27/08

RESULTS FROM THE ANALYSIS OF THE WATER SAMPLES FOR TOTAL PETROLEUM HYDROCARBONS AS DIESEL AND MOTOR OIL USING METHOD NWTPH-Dx

Results Reported as ug/L (ppb)

Sample ID Laboratory ID	Diesel Range (C_{10}-C_{25})	Motor Oil Range (C_{25}-C_{36})	Surrogate (% Recovery) (Limit 51-132)
02MW14-20081125 811300-01	<50	<250	90
01MW55-20081125 811300-02	910 x	320	101
01MW59-20081125 811300-03	740 x	270	87
01MW56-20081125 811300-04	400 x	<250	97
01MW57-20081125 811300-05	<50	<250	104
01MW58-20081125 811300-06	<50	<250	87
01MW54-20081125 811300-07	<50	<250	85
Method Blank	<50	<250	92

Analysis For Volatile Compounds By EPA Method 8260C

Client Sample ID:	02MW14-20081125	Client:	Sound Environmental Strategies
Date Received:	11/26/08	Project:	TOC_01-600_20081126 WORFDB2
Date Extracted:	12/01/08	Lab ID:	811300-01
Date Analyzed:	12/01/08	Data File:	120116.D
Matrix:	Water	Instrument:	GCMS5
Units:	ug/L (ppb)	Operator:	MB

Surrogates:	% Recovery:	Lower Limit:	Upper Limit:
1,2-Dichloroethane-d4	91	65	127
Toluene-d8	96	69	127
4-Bromofluorobenzene	91	77	156

Compounds:	Concentration ug/L (ppb)
Benzene	<1
Toluene	<1
Ethylbenzene	<1
m,p-Xylene	<2
o-Xylene	<1
Vinyl chloride	<0.2
Chloroethane	<1 ca
1,1-Dichloroethene	<1
Methylene chloride	<5
trans-1,2-Dichloroethene	<1
1,1-Dichloroethane	<1
cis-1,2-Dichloroethene	<1
1,2-Dichloroethane (EDC)	<1
1,1,1-Trichloroethane	<1
Trichloroethene	<1
Tetrachloroethene	<1

Analysis For Volatile Compounds By EPA Method 8260C

Client Sample ID:	01MW55-20081125	Client:	Sound Environmental Strategies
Date Received:	11/26/08	Project:	TOC_01-600_20081126 WORFDB2
Date Extracted:	12/01/08	Lab ID:	811300-02
Date Analyzed:	12/01/08	Data File:	120122.D
Matrix:	Water	Instrument:	GCMS5
Units:	ug/L (ppb)	Operator:	MB

Surrogates:	% Recovery:	Lower Limit:	Upper Limit:
1,2-Dichloroethane-d4	84	65	127
Toluene-d8	89	69	127
4-Bromofluorobenzene	92	77	156

Compounds:	Concentration ug/L (ppb)
Benzene	27
Toluene	<1
Ethylbenzene	<1
m,p-Xylene	<2
o-Xylene	<1
Vinyl chloride	180 ve
Chloroethane	<1 ca
1,1-Dichloroethene	17
Methylene chloride	<5
trans-1,2-Dichloroethene	12
1,1-Dichloroethane	<1
cis-1,2-Dichloroethene	770 ve
1,2-Dichloroethane (EDC)	1.6
1,1,1-Trichloroethane	<1
Trichloroethene	3,100 ve
Tetrachloroethene	<1

Analysis For Volatile Compounds By EPA Method 8260C

Client Sample ID:	01MW55-20081125	Client:	Sound Environmental Strategies
Date Received:	11/26/08	Project:	TOC_01-600_20081126 WORFDB2
Date Extracted:	12/03/08	Lab ID:	811300-02 1/50
Date Analyzed:	12/03/08	Data File:	120318.D
Matrix:	Water	Instrument:	GCMS5
Units:	ug/L (ppb)	Operator:	MB

Surrogates:	% Recovery:	Lower Limit:	Upper Limit:
1,2-Dichloroethane-d4	97	65	127
Toluene-d8	96	69	127
4-Bromofluorobenzene	95	77	156

Compounds:	Concentration ug/L (ppb)
Benzene	<50
Toluene	<50
Ethylbenzene	<50
m,p-Xylene	<100
o-Xylene	<50
Vinyl chloride	170
Chloroethane	<50
1,1-Dichloroethene	<50
Methylene chloride	<250
trans-1,2-Dichloroethene	<50
1,1-Dichloroethane	<50
cis-1,2-Dichloroethene	980
1,2-Dichloroethane (EDC)	<50
1,1,1-Trichloroethane	<50
Trichloroethene	12,000 ve
Tetrachloroethene	<50

Analysis For Volatile Compounds By EPA Method 8260C

Client Sample ID:	01MW55-20081125	Client:	Sound Environmental Strategies
Date Received:	11/26/08	Project:	TOC_01-600_20081126 WORFDB2
Date Extracted:	12/08/08	Lab ID:	811300-02 1/200
Date Analyzed:	12/08/08	Data File:	120809.D
Matrix:	Water	Instrument:	GCMS5
Units:	ug/L (ppb)	Operator:	MB

Surrogates:	% Recovery:	Lower Limit:	Upper Limit:
1,2-Dichloroethane-d4	96	65	127
Toluene-d8	94	69	127
4-Bromofluorobenzene	95	77	156

Compounds:	Concentration ug/L (ppb)
Benzene	<200
Toluene	<200
Ethylbenzene	<200
m,p-Xylene	<400
o-Xylene	<200
Vinyl chloride	<200
Chloroethane	<200
1,1-Dichloroethene	<200
Methylene chloride	<1,000
trans-1,2-Dichloroethene	<200
1,1-Dichloroethane	<200
cis-1,2-Dichloroethene	1,100
1,2-Dichloroethane (EDC)	<200
1,1,1-Trichloroethane	<200
Trichloroethene	15,000
Tetrachloroethene	<200

Analysis For Volatile Compounds By EPA Method 8260C

Client Sample ID:	01MW59-20081125	Client:	Sound Environmental Strategies
Date Received:	11/26/08	Project:	TOC_01-600_20081126 WORFDB2
Date Extracted:	12/03/08	Lab ID:	811300-03
Date Analyzed:	12/03/08	Data File:	120317.D
Matrix:	Water	Instrument:	GCMS5
Units:	ug/L (ppb)	Operator:	MB

Surrogates:	% Recovery:	Lower Limit:	Upper Limit:
1,2-Dichloroethane-d4	99	65	127
Toluene-d8	96	69	127
4-Bromofluorobenzene	95	77	156

Compounds:	Concentration ug/L (ppb)
Benzene	<1
Toluene	<1
Ethylbenzene	<1
m,p-Xylene	<2
o-Xylene	<1
Vinyl chloride	<0.2
Chloroethane	<1
1,1-Dichloroethene	<1
Methylene chloride	<5
trans-1,2-Dichloroethene	<1
1,1-Dichloroethane	<1
cis-1,2-Dichloroethene	1.1
1,2-Dichloroethane (EDC)	<1
1,1,1-Trichloroethane	<1
Trichloroethene	<1
Tetrachloroethene	<1

Analysis For Volatile Compounds By EPA Method 8260C

Client Sample ID:	01MW56-20081125	Client:	Sound Environmental Strategies
Date Received:	11/26/08	Project:	TOC_01-600_20081126 WORFDB2
Date Extracted:	12/01/08	Lab ID:	811300-04
Date Analyzed:	12/01/08	Data File:	120118.D
Matrix:	Water	Instrument:	GCMS5
Units:	ug/L (ppb)	Operator:	MB

Surrogates:	% Recovery:	Lower Limit:	Upper Limit:
1,2-Dichloroethane-d4	92	65	127
Toluene-d8	95	69	127
4-Bromofluorobenzene	91	77	156

Compounds:	Concentration ug/L (ppb)
Benzene	<1
Toluene	<1
Ethylbenzene	<1
m,p-Xylene	<2
o-Xylene	<1
Vinyl chloride	<0.2
Chloroethane	<1 ca
1,1-Dichloroethene	<1
Methylene chloride	<5
trans-1,2-Dichloroethene	<1
1,1-Dichloroethane	<1
cis-1,2-Dichloroethene	<1
1,2-Dichloroethane (EDC)	<1
1,1,1-Trichloroethane	<1
Trichloroethene	<1
Tetrachloroethene	<1

Analysis For Volatile Compounds By EPA Method 8260C

Client Sample ID:	01MW57-20081125	Client:	Sound Environmental Strategies
Date Received:	11/26/08	Project:	TOC_01-600_20081126 WORFDB2
Date Extracted:	12/01/08	Lab ID:	811300-05
Date Analyzed:	12/01/08	Data File:	120119.D
Matrix:	Water	Instrument:	GCMS5
Units:	ug/L (ppb)	Operator:	MB

Surrogates:	% Recovery:	Lower Limit:	Upper Limit:
1,2-Dichloroethane-d4	90	65	127
Toluene-d8	95	69	127
4-Bromofluorobenzene	92	77	156

Compounds:	Concentration ug/L (ppb)
Benzene	<1
Toluene	<1
Ethylbenzene	<1
m,p-Xylene	<2
o-Xylene	<1
Vinyl chloride	<0.2
Chloroethane	<1 ca
1,1-Dichloroethene	<1
Methylene chloride	<5
trans-1,2-Dichloroethene	<1
1,1-Dichloroethane	<1
cis-1,2-Dichloroethene	<1
1,2-Dichloroethane (EDC)	<1
1,1,1-Trichloroethane	<1
Trichloroethene	1.9
Tetrachloroethene	<1

Analysis For Volatile Compounds By EPA Method 8260C

Client Sample ID:	01MW58-20081125	Client:	Sound Environmental Strategies
Date Received:	11/26/08	Project:	TOC_01-600_20081126 WORFDB2
Date Extracted:	12/01/08	Lab ID:	811300-06
Date Analyzed:	12/01/08	Data File:	120120.D
Matrix:	Water	Instrument:	GCMS5
Units:	ug/L (ppb)	Operator:	MB

Surrogates:	% Recovery:	Lower Limit:	Upper Limit:
1,2-Dichloroethane-d4	90	65	127
Toluene-d8	97	69	127
4-Bromofluorobenzene	93	77	156

Compounds:	Concentration ug/L (ppb)
Benzene	<1
Toluene	<1
Ethylbenzene	<1
m,p-Xylene	<2
o-Xylene	<1
Vinyl chloride	<0.2
Chloroethane	<1 ca
1,1-Dichloroethene	<1
Methylene chloride	<5
trans-1,2-Dichloroethene	<1
1,1-Dichloroethane	<1
cis-1,2-Dichloroethene	<1
1,2-Dichloroethane (EDC)	<1
1,1,1-Trichloroethane	<1
Trichloroethene	<1
Tetrachloroethene	<1

Analysis For Volatile Compounds By EPA Method 8260C

Client Sample ID:	01MW54-20081125	Client:	Sound Environmental Strategies
Date Received:	11/26/08	Project:	TOC_01-600_20081126 WORFDB2
Date Extracted:	12/01/08	Lab ID:	811300-07
Date Analyzed:	12/01/08	Data File:	120121.D
Matrix:	Water	Instrument:	GCMS5
Units:	ug/L (ppb)	Operator:	MB

Surrogates:	% Recovery:	Lower Limit:	Upper Limit:
1,2-Dichloroethane-d4	87	65	127
Toluene-d8	95	69	127
4-Bromofluorobenzene	90	77	156

Compounds:	Concentration ug/L (ppb)
Benzene	<1
Toluene	<1
Ethylbenzene	<1
m,p-Xylene	<2
o-Xylene	<1
Vinyl chloride	<0.2
Chloroethane	<1 ca
1,1-Dichloroethene	<1
Methylene chloride	<5
trans-1,2-Dichloroethene	<1
1,1-Dichloroethane	<1
cis-1,2-Dichloroethene	<1
1,2-Dichloroethane (EDC)	<1
1,1,1-Trichloroethane	<1
Trichloroethene	1.2
Tetrachloroethene	<1

Analysis For Volatile Compounds By EPA Method 8260C

Client Sample ID:	Method Blank	Client:	Sound Environmental Strategies
Date Received:	NA	Project:	TOC_01-600_20081126 WORFDB2
Date Extracted:	12/01/08	Lab ID:	081873 mb
Date Analyzed:	12/01/08	Data File:	120107.D
Matrix:	Water	Instrument:	GCMS5
Units:	ug/L (ppb)	Operator:	MB

Surrogates:	% Recovery:	Lower Limit:	Upper Limit:
1,2-Dichloroethane-d4	98	65	127
Toluene-d8	96	69	127
4-Bromofluorobenzene	92	77	156

Compounds:	Concentration ug/L (ppb)
Benzene	<1
Toluene	<1
Ethylbenzene	<1
m,p-Xylene	<2
o-Xylene	<1
Vinyl chloride	<0.2
Chloroethane	<1 ca
1,1-Dichloroethene	<1
Methylene chloride	<5
trans-1,2-Dichloroethene	<1
1,1-Dichloroethane	<1
cis-1,2-Dichloroethene	<1
1,2-Dichloroethane (EDC)	<1
1,1,1-Trichloroethane	<1
Trichloroethene	<1
Tetrachloroethene	<1

Analysis For Volatile Compounds By EPA Method 8260C

Client Sample ID:	Method Blank	Client:	Sound Environmental Strategies
Date Received:	NA	Project:	TOC_01-600_20081126 WORFDB2
Date Extracted:	12/03/08	Lab ID:	081875 mb
Date Analyzed:	12/03/08	Data File:	120316.D
Matrix:	Water	Instrument:	GCMS5
Units:	ug/L (ppb)	Operator:	MB

Surrogates:	% Recovery:	Lower Limit:	Upper Limit:
1,2-Dichloroethane-d4	99	65	127
Toluene-d8	98	69	127
4-Bromofluorobenzene	98	77	156

Compounds:	Concentration ug/L (ppb)
Benzene	<1
Toluene	<1
Ethylbenzene	<1
m,p-Xylene	<2
o-Xylene	<1
Vinyl chloride	<0.2
Chloroethane	<1
1,1-Dichloroethene	<1
Methylene chloride	<5
trans-1,2-Dichloroethene	<1
1,1-Dichloroethane	<1
cis-1,2-Dichloroethene	<1
1,2-Dichloroethane (EDC)	<1
1,1,1-Trichloroethane	<1
Trichloroethene	<1
Tetrachloroethene	<1

Analysis For Volatile Compounds By EPA Method 8260C

Client Sample ID:	Method Blank	Client:	Sound Environmental Strategies
Date Received:	NA	Project:	TOC_01-600_20081126 WORFDB2
Date Extracted:	12/08/08	Lab ID:	081899 mb
Date Analyzed:	12/08/08	Data File:	120808.D
Matrix:	Water	Instrument:	GCMS5
Units:	ug/L (ppb)	Operator:	MB

Surrogates:	% Recovery:	Lower Limit:	Upper Limit:
1,2-Dichloroethane-d4	100	65	127
Toluene-d8	100	69	127
4-Bromofluorobenzene	102	77	156

Compounds:	Concentration ug/L (ppb)
Benzene	<1
Toluene	<1
Ethylbenzene	<1
m,p-Xylene	<2
o-Xylene	<1
Vinyl chloride	<0.2
Chloroethane	<1
1,1-Dichloroethene	<1
Methylene chloride	<5
trans-1,2-Dichloroethene	<1
1,1-Dichloroethane	<1
cis-1,2-Dichloroethene	<1
1,2-Dichloroethane (EDC)	<1
1,1,1-Trichloroethane	<1
Trichloroethene	<1
Tetrachloroethene	<1

Date of Report: 12/11/08
Date Received: 11/26/08
Project: TOC_01-600_20081126 WORFDB2, F&BI 811300

QUALITY ASSURANCE RESULTS FOR THE ANALYSIS OF WATER SAMPLES FOR TOTAL PETROLEUM HYDROCARBONS AS GASOLINE USING METHOD NWTPH-Gx

Laboratory Code: 811271-01 (Duplicate)

Analyte	Reporting Units	Sample Result	Duplicate Result	Relative Percent Difference (Limit 20)
Gasoline	ug/L (ppb)	4,700	5,000	6

Laboratory Code: Laboratory Control Sample

Analyte	Reporting Units	Spike Level	Percent Recovery LCS	Acceptance Criteria
Gasoline	ug/L (ppb)	1,000	102	69-134

Date of Report: 12/11/08
Date Received: 11/26/08
Project: TOC_01-600_20081126 WORFDB2, F&BI 811300

QUALITY ASSURANCE RESULTS FOR THE ANALYSIS OF WATER SAMPLES FOR TOTAL PETROLEUM HYDROCARBONS AS DIESEL EXTENDED USING METHOD NWTPH-Dx

Laboratory Code: Laboratory Control Sample

Analyte	Reporting Units	Spike Level	Percent Recovery LCS	Percent Recovery LCSD	Acceptance Criteria	RPD (Limit 20)
Diesel Extended	ug/L (ppb)	2,500	86	84	67-141	2

Date of Report: 12/11/08
Date Received: 11/26/08
Project: TOC_01-600_20081126 WORFDB2, F&BI 811300

QUALITY ASSURANCE RESULTS FOR THE ANALYSIS OF WATER SAMPLES FOR VOLATILES BY EPA METHOD 8260C

Laboratory Code: 811282-02 (Duplicate)

Analyte	Reporting Units	Sample Result	Duplicate Result	Relative Percent Difference (Limit 20)
Vinyl chloride	ug/L (ppb)	20	18	11
Chloroethane	ug/L (ppb)	<1	<1	nm
1,1-Dichloroethene	ug/L (ppb)	<1	<1	nm
Methylene chloride	ug/L (ppb)	<5	<5	nm
trans-1,2-Dichloroethene	ug/L (ppb)	<1	<1	nm
1,1-Dichloroethane	ug/L (ppb)	<1	<1	nm
cis-1,2-Dichloroethene	ug/L (ppb)	8.7	8.4	4
1,2-Dichloroethane (EDC)	ug/L (ppb)	<1	<1	nm
1,1,1-Trichloroethane	ug/L (ppb)	<1	<1	nm
Benzene	ug/L (ppb)	<1	<1	nm
Trichloroethene	ug/L (ppb)	<1	<1	nm
Toluene	ug/L (ppb)	<1	<1	nm
Tetrachloroethene	ug/L (ppb)	<1	<1	nm
Ethylbenzene	ug/L (ppb)	<1	<1	nm
m,p-Xylene	ug/L (ppb)	<2	<2	nm
o-Xylene	ug/L (ppb)	<1	<1	nm

Laboratory Code: 811282-02 (Matrix Spike)

Analyte	Reporting Units	Spike Level	Sample Result	Percent Recovery MS	Acceptance Criteria
Vinyl chloride	ug/L (ppb)	50	20	96 b	35-159
Chloroethane	ug/L (ppb)	50	<1	79	19-172
1,1-Dichloroethene	ug/L (ppb)	50	<1	109	34-149
Methylene chloride	ug/L (ppb)	50	<5	108	64-126
trans-1,2-Dichloroethene	ug/L (ppb)	50	<1	105	65-131
1,1-Dichloroethane	ug/L (ppb)	50	<1	103	59-132
cis-1,2-Dichloroethene	ug/L (ppb)	50	8.7	105	64-134
1,2-Dichloroethane (EDC)	ug/L (ppb)	50	<1	97	67-133
1,1,1-Trichloroethane	ug/L (ppb)	50	<1	110	59-142
Benzene	ug/L (ppb)	50	<1	100	71-120
Trichloroethene	ug/L (ppb)	50	<1	102	71-121
Toluene	ug/L (ppb)	50	<1	98	68-131
Tetrachloroethene	ug/L (ppb)	50	<1	101	71-130
Ethylbenzene	ug/L (ppb)	50	<1	96	74-122
m,p-Xylene	ug/L (ppb)	100	<2	95	72-127
o-Xylene	ug/L (ppb)	50	<1	99	67-134

Date of Report: 12/11/08
Date Received: 11/26/08
Project: TOC_01-600_20081126 WORFDB2, F&BI 811300

QUALITY ASSURANCE RESULTS FOR THE ANALYSIS OF WATER SAMPLES FOR VOLATILES BY EPA METHOD 8260C

Laboratory Code: Laboratory Control Sample

Analyte	Reporting Units	Spike Level	Percent Recovery LCS	Percent Recovery LCSD	Acceptance Criteria	RPD (Limit 20)
Vinyl chloride	ug/L (ppb)	50	93	101	53-131	8
Chloroethane	ug/L (ppb)	50	64	73	52-127	13
1,1-Dichloroethene	ug/L (ppb)	50	106	109	68-131	3
Methylene chloride	ug/L (ppb)	50	101	105	56-136	4
trans-1,2-Dichloroethene	ug/L (ppb)	50	102	103	71-128	1
1,1-Dichloroethane	ug/L (ppb)	50	102	103	74-118	1
cis-1,2-Dichloroethene	ug/L (ppb)	50	104	105	74-126	1
1,2-Dichloroethane (EDC)	ug/L (ppb)	50	101	102	77-118	1
1,1,1-Trichloroethane	ug/L (ppb)	50	105	107	77-123	2
Benzene	ug/L (ppb)	50	102	102	77-121	0
Trichloroethene	ug/L (ppb)	50	103	103	74-119	0
Toluene	ug/L (ppb)	50	101	99	86-118	2
Tetrachloroethene	ug/L (ppb)	50	105	104	86-121	1
Ethylbenzene	ug/L (ppb)	50	99	98	87-119	1
m,p-Xylene	ug/L (ppb)	100	97	97	88-121	0
o-Xylene	ug/L (ppb)	50	102	102	83-120	0

Date of Report: 12/11/08
Date Received: 11/26/08
Project: TOC_01-600_20081126 WORFDB2, F&BI 811300

QUALITY ASSURANCE RESULTS FOR THE ANALYSIS OF WATER SAMPLES FOR VOLATILES BY EPA METHOD 8260C

Laboratory Code: 812013-01 (Duplicate)

Analyte	Reporting Units	Sample Result	Duplicate Result	Relative Percent Difference (Limit 20)
Vinyl chloride	ug/L (ppb)	<0.2	<0.2	nm
Chloroethane	ug/L (ppb)	2.1	2.7	25 a
1,1-Dichloroethene	ug/L (ppb)	<1	<1	nm
Methylene chloride	ug/L (ppb)	<5	<5	nm
trans-1,2-Dichloroethene	ug/L (ppb)	<1	<1	nm
1,1-Dichloroethane	ug/L (ppb)	<1	<1	nm
cis-1,2-Dichloroethene	ug/L (ppb)	<1	<1	nm
1,2-Dichloroethane (EDC)	ug/L (ppb)	<1	<1	nm
1,1,1-Trichloroethane	ug/L (ppb)	<1	<1	nm
Benzene	ug/L (ppb)	<1	<1	nm
Trichloroethene	ug/L (ppb)	<1	<1	nm
Toluene	ug/L (ppb)	<1	<1	nm
Tetrachloroethene	ug/L (ppb)	<1	<1	nm
Ethylbenzene	ug/L (ppb)	<1	<1	nm
m,p-Xylene	ug/L (ppb)	<2	<2	nm
o-Xylene	ug/L (ppb)	<1	<1	nm

Laboratory Code: Laboratory Control Sample

Analyte	Reporting Units	Spike Level	Percent Recovery LCS	Percent Recovery LCSD	Acceptance Criteria	RPD (Limit 20)
Vinyl chloride	ug/L (ppb)	50	109	108	53-131	1
Chloroethane	ug/L (ppb)	50	91	93	52-127	2
1,1-Dichloroethene	ug/L (ppb)	50	107	106	68-131	1
Methylene chloride	ug/L (ppb)	50	100	99	56-136	1
trans-1,2-Dichloroethene	ug/L (ppb)	50	106	105	71-128	1
1,1-Dichloroethane	ug/L (ppb)	50	105	104	74-118	1
cis-1,2-Dichloroethene	ug/L (ppb)	50	105	105	74-126	0
1,2-Dichloroethane (EDC)	ug/L (ppb)	50	103	103	77-118	0
1,1,1-Trichloroethane	ug/L (ppb)	50	107	107	77-123	0
Benzene	ug/L (ppb)	50	100	101	77-121	1
Trichloroethene	ug/L (ppb)	50	100	100	74-119	0
Toluene	ug/L (ppb)	50	101	101	86-118	0
Tetrachloroethene	ug/L (ppb)	50	102	103	86-121	1
Ethylbenzene	ug/L (ppb)	50	99	100	87-119	1
m,p-Xylene	ug/L (ppb)	100	98	98	88-121	0
o-Xylene	ug/L (ppb)	50	99	101	83-120	2

Date of Report: 12/11/08
Date Received: 11/26/08
Project: TOC_01-600_20081126 WORFDB2, F&BI 811300

QUALITY ASSURANCE RESULTS FOR THE ANALYSIS OF WATER SAMPLES FOR VOLATILES BY EPA METHOD 8260C

Laboratory Code: 812035-01 (Duplicate)

Analyte	Reporting Units	Sample Result	Duplicate Result	Relative Percent Difference (Limit 20)
Vinyl chloride	ug/L (ppb)	<0.2	<0.2	nm
Chloroethane	ug/L (ppb)	<1	<1	nm
1,1-Dichloroethene	ug/L (ppb)	<1	<1	nm
Methylene chloride	ug/L (ppb)	<5	<5	nm
trans-1,2-Dichloroethene	ug/L (ppb)	<1	<1	nm
1,1-Dichloroethane	ug/L (ppb)	<1	<1	nm
cis-1,2-Dichloroethene	ug/L (ppb)	<1	<1	nm
1,2-Dichloroethane (EDC)	ug/L (ppb)	<1	<1	nm
1,1,1-Trichloroethane	ug/L (ppb)	<1	<1	nm
Benzene	ug/L (ppb)	<1	<1	nm
Trichloroethene	ug/L (ppb)	<1	<1	nm
Toluene	ug/L (ppb)	<1	<1	nm
Tetrachloroethene	ug/L (ppb)	<1	<1	nm
Ethylbenzene	ug/L (ppb)	<1	<1	nm
m,p-Xylene	ug/L (ppb)	<2	<2	nm
o-Xylene	ug/L (ppb)	<1	<1	nm

Laboratory Code: Laboratory Control Sample

Analyte	Reporting Units	Spike Level	Percent Recovery LCS	Percent Recovery LCSD	Acceptance Criteria	RPD (Limit 20)
Vinyl chloride	ug/L (ppb)	50	133 vo	127	53-131	5
Chloroethane	ug/L (ppb)	50	128 vo	124	52-127	3
1,1-Dichloroethene	ug/L (ppb)	50	102	99	68-131	3
Methylene chloride	ug/L (ppb)	50	101	99	56-136	2
trans-1,2-Dichloroethene	ug/L (ppb)	50	102	102	71-128	0
1,1-Dichloroethane	ug/L (ppb)	50	103	102	74-118	1
cis-1,2-Dichloroethene	ug/L (ppb)	50	103	102	74-126	1
1,2-Dichloroethane (EDC)	ug/L (ppb)	50	104	102	77-118	2
1,1,1-Trichloroethane	ug/L (ppb)	50	105	104	77-123	1
Benzene	ug/L (ppb)	50	98	97	77-121	1
Trichloroethene	ug/L (ppb)	50	100	99	74-119	1
Toluene	ug/L (ppb)	50	96	94	86-118	2
Tetrachloroethene	ug/L (ppb)	50	98	97	86-121	1
Ethylbenzene	ug/L (ppb)	50	94	92	87-119	2
m,p-Xylene	ug/L (ppb)	100	91	89	88-121	2
o-Xylene	ug/L (ppb)	50	90	89	83-120	1

Data Qualifiers & Definitions

a - The analyte was detected at a level less than five times the reporting limit. The RPD results may not provide reliable information on the variability of the analysis.

A1 – More than one compound of similar molecule structure was identified with equal probablility.

b - The analyte was spiked at a level that was less than five times that present in the sample. Matrix spike recoveries may not be meaningful.

ca - The calibration results for this range fell outside of acceptance criteria. The value reported is an estimate.

c - The presence of the analyte indicated may be due to carryover from previous sample injections.

d - The sample was diluted. Detection limits may be raised due to dilution.

ds - The sample was diluted. Detection limits are raised due to dilution and surrogate recoveries may not be meaningful.

dv - Insufficient sample was available to achieve normal reporting limits and limits are raised accordingly.

fb - The analyte indicated was found in the method blank. The result should be considered an estimate.

fc – The compound is a common laboratory and field contaminant.

hr - The sample and duplicate were reextracted and reanalyzed. RPD results were still outside of control limits. The variability is attributed to sample inhomogeneity.

ht - The sample was extracted outside of holding time. Results should be considered estimates.

ip - Recovery fell outside of normal control limits. Compounds in the sample matrix interfered with the quantitation of the analyte.

j – The result is below normal reporting limits. The value reported is an estimate.

J - The internal standard associated with the analyte is out of control limits. The reported concentration is an estimate.

jl - The analyte result in the laboratory control sample is out of control limits. The reported concentration should be considered an estimate.

jr - The rpd result in laboratory control sample associated with the analyte is out of control limits. The reported concentration should be considered an estimate.

js - The surrogate associated with the analyte is out of control limits. The reported concentration should be considered an estimate.

lc - The presence of the compound indicated is likely due to laboratory contamination.

L - The reported concentration was generated from a library search.

nm - The analyte was not detected in one or more of the duplicate analyses. Therefore, calculation of the RPD is not applicable.

pc – The sample was received in a container not approved by the method. The value reported should be considered an estimate.

pr – The sample was received with incorrect preservation. The value reported should be considered an estimate.

ve - The value reported exceeded the calibration range established for the analyte. The reported concentration should be considered an estimate.

vo - The value reported fell outside the control limits established for this analyte.

x - The pattern of peaks present is not indicative of diesel.

y - The pattern of peaks present is not indicative of motor oil.

811300

SAMPLE CHAIN OF CUSTODY

ME 11/26/08

V4/B04

Page # ____ of ____

Send Report To Tim Brown

Company SES

Address 2400 Airport Wy. S. Ste. 200

City, State, ZIP Seattle, WA 98134

Phone # 206-306-1900 Fax # 206-306-1907

SAMPLERS (signature)

PROJECT NAME/NO. Seattle Terminal 01-600 TOC Holdings Co.

PO # 0440-004-13

REMARKS

GEMS Y / N

TURNAROUND TIME
- [x] Standard (2 Weeks)
- [ ] RUSH
Rush charges authorized by:

SAMPLE DISPOSAL
- [ ] Dispose after 30 days
- [ ] Return samples
- [ ] Will call with instructions

Sample ID	Sample Location	Sample Depth	Lab ID	Date Sampled	Time Sampled	Matrix	# of jars	NWTPH-Dx	NWTPH-Gx	BTEX by 8021B	chlorinated only VOC's by 8260	SVOC's by 8270	RCRA-8 Metals			Notes
02MW14-20081125	02MW14	~13'	01 A-G	11/25/08	1038	W	7	X	X	X	X					
01MW55-20081125	01MW55	~25'	02 A-G	11/25/08	1159	W	7	X	X	X	X					
01MW59-20081125	01MW59	~22'	03 A-G	11/25/08	1317	W	7	X	X	X	X					
01MW56-20081125	01MW56	~25'	04 A-G	11/25/08	1416	W	7	X	X	X	X					
01MW57-20081125	01MW57	~34'	05 A-G	11/25/08	1541	W	7	X	X	X	X					
01MW58-20081125	01MW58	~31'	06 A-G	11/25/08	1700	W	7	X	X	X	X					
01MW54-20081126	01MW54	~36'	07 A-G	11/26/08	0920	W	7	X	X	X	X					

ANALYSES REQUESTED

	SIGNATURE	PRINT NAME	COMPANY	DATE	TIME
Relinquished by:		Sheri Davis	SES	11/26/08	1122
Received by:		HONG NGUYEN	FBT	11/26/08	11:22
Relinquished by:					
Received by:					

Samples received at 1 °C

Friedman & Bruya, Inc.
3012 16th Avenue West
Seattle, WA 98119-2029
Ph. (206) 285-8282
Fax (206) 283-5044

FRIEDMAN & BRUYA, INC.

ENVIRONMENTAL CHEMISTS

James E. Bruya, Ph.D.
Charlene Morrow, M.S.
Yelena Aravkina, M.S.
Bradley T. Benson, B.S.
Kurt Johnson, B.S.

3012 16th Avenue West
Seattle, WA 98119-2029
TEL: (206) 285-8282
FAX: (206) 283-5044
e-mail: fbi@isomedia.com

February 11, 2009

Tim Brown, Project Manager
Sound Environmental Strategies Corporation
2400 Airport Way S., Suite 200
Seattle, WA 98134-2020

Dear Mr. Brown:

Included are the results from the testing of material submitted on January 27, 2009 from the TOC_01-600_20090127 WORFDB2, F&BI 901240 project. There are 34 pages included in this report. Any samples that may remain are currently scheduled for disposal in 30 days. If you would like us to return your samples or arrange for long term storage at our offices, please contact us as soon as possible.

We appreciate this opportunity to be of service to you and hope you will call if you should have any questions.

Sincerely,

FRIEDMAN & BRUYA, INC.



Michael Erdahl
Project Manager

Enclosures
c: Mark Chandler, Erin Rothman, Ryan Bixby
SOU0211R.DOC

CASE NARRATIVE

This case narrative encompasses samples received on January 27, 2009 by Friedman & Bruya, Inc. from the Sound Environmental Strategies TOC_01-600_20090127 WORFDB2, F&BI 901240 project. Samples were logged in under the laboratory ID's listed below.

Laboratory ID	Sound Environmental Strategies
901240-01	02MW14-20090127
901240-02	01MW44-20090127
901240-03	01MW26-20090127
901240-04	01MW39-20090127
901240-05	02MW13-20090127
901240-06	MW01-20090127
901240-07	01MW55-20090127
901240-08	01MW13-20090127
901240-09	01MW27-20090127
901240-10	01MW98-20090127
901240-11	01MW15-20090127
901240-12	MW02-20090127
901240-13	01MW38-20090127
901240-14	02MW09-20090127
901240-15	MW03-20090127
901240-16	01MW46-20090127
901240-17	MW06-20090127
901240-18	01MW37-20090127
901240-19	01MW56-20090127
901240-20	01MW17-20090127

All quality control requirements were acceptable.

Date of Report: 02/11/09
Date Received: 01/27/09
Project: TOC_01-600_20090127 WORFDB2, F&BI 901240
Date Extracted: 01/29/09
Date Analyzed: 01/29/09, 01/30/09, 02/02/09, and 02/03/09

RESULTS FROM THE ANALYSIS OF THE WATER SAMPLES FOR BENZENE, TOLUENE, ETHYLBENZENE, XYLENES AND TPH AS GASOLINE USING EPA METHOD 8021B AND NWTPH-Gx

Results Reported as ug/L (ppb)

Sample ID Laboratory ID	Benzene	Toluene	Ethyl Benzene	Total Xylenes	Gasoline Range	Surrogate (% Recovery) (Limit 52-124)
02MW14-20090127 901240-01	<1	<1	<1	<3	<100	84
01MW44-20090127 901240-02	17	<1	<1	<3	570	92
01MW26-20090127 d 901240-03 1/10	140	17	42	120	1,700	119
01MW39-20090127 901240-04	<1	<1	<1	<3	<100	86
02MW13-20090127 901240-05	<1	<1	<1	<3	<100	83
MW01-20090127 901240-06	<1	<1	<1	<3	<100	82
01MW55-20090127 901240-07	34	<1	2	5	8,000	114
01MW13-20090127 901240-08	<1	3	<1	<3	230	99
01MW27-20090127 d 901240-09 1/10	13,000	370	290	800	33,000	107
01MW98-20090127 d 901240-10 1/10	13,000	360	290	780	33,000	103
01MW15-20090127 901240-11	1	<1	<1	<3	130	92

Date of Report: 02/11/09
Date Received: 01/27/09
Project: TOC_01-600_20090127 WORFDB2, F&BI 901240
Date Extracted: 01/29/09
Date Analyzed: 01/29/09, 01/30/09, 02/02/09, and 02/03/09

RESULTS FROM THE ANALYSIS OF THE WATER SAMPLES FOR BENZENE, TOLUENE, ETHYLBENZENE, XYLENES AND TPH AS GASOLINE USING EPA METHOD 8021B AND NWTPH-Gx

Results Reported as ug/L (ppb)

Sample ID Laboratory ID	Benzene	Toluene	Ethyl Benzene	Total Xylenes	Gasoline Range	Surrogate (% Recovery) (Limit 52-124)
MW02-20090127 901240-12	<1	<1	<1	<3	<100	89
01MW38-20090127 901240-13	<1	<1	<1	<3	120	99
02MW09-20090127 901240-14	<1	<1	<1	<3	<100	89
MW03-20090127 901240-15	4	3	7	15	630	101
01MW46-20090127 901240-16	<1	<1	<1	<3	<100	88
MW06-20090127 901240-17	<1	<1	<1	<3	<100	86
01MW37-20090127 901240-18	<1	<1	<1	<3	<100	87
01MW56-20090127 901240-19	<1	<1	<1	<3	<100	86
01MW17-20090127 901240-20	<1	<1	<1	<3	<100	87
Method Blank	<1	<1	<1	<3	<100	82

Date of Report: 02/11/09
Date Received: 01/27/09
Project: TOC_01-600_20090127 WORFDB2, F&BI 901240
Date Extracted: 01/29/09
Date Analyzed: 02/10/09

RESULTS FROM THE ANALYSIS OF THE WATER SAMPLES FOR TOTAL PETROLEUM HYDROCARBONS AS DIESEL AND MOTOR OIL USING METHOD NWTPH-Dx
Sample Extracts Passed Through a Silica Gel Column Prior to Analysis
Results Reported as ug/L (ppb)

Sample ID Laboratory ID	Diesel Range (C_{10}-C_{25})	Motor Oil Range (C_{25}-C_{36})	Surrogate (% Recovery) (Limit 51-137)
02MW14-20090127 901240-01	<50	<250	101
01MW44-20090127 901240-02	<50	<250	91
01MW26-20090127 901240-03	1,500 x	<250	78
01MW39-20090127 901240-04	<50	<250	99
02MW13-20090127 901240-05	<50	<250	93
MW01-20090127 901240-06	<50	<250	118
01MW55-20090127 901240-07	<50	<250	97
01MW13-20090127 901240-08	69 x	<250	101
01MW27-20090127 901240-09	1,900 x	<250	110
01MW98-20090127 901240-10	1,600 x	<250	96

Date of Report: 02/11/09
Date Received: 01/27/09
Project: TOC_01-600_20090127 WORFDB2, F&BI 901240
Date Extracted: 01/29/09
Date Analyzed: 02/10/09

RESULTS FROM THE ANALYSIS OF THE WATER SAMPLES FOR TOTAL PETROLEUM HYDROCARBONS AS DIESEL AND MOTOR OIL USING METHOD NWTPH-Dx
Sample Extracts Passed Through a Silica Gel Column Prior to Analysis
Results Reported as ug/L (ppb)

Sample ID Laboratory ID	Diesel Range (C_{10}-C_{25})	Motor Oil Range (C_{25}-C_{36})	Surrogate (% Recovery) (Limit 51-137)
01MW15-20090127 901240-11	<50	<250	91
MW02-20090127 901240-12	<50	<250	98
01MW38-20090127 901240-13	<50	<250	105
02MW09-20090127 901240-14	<50	<250	109
MW03-20090127 901240-15	400 x	<250	109
01MW46-20090127 901240-16	<50	<250	96
MW06-20090127 901240-17	<50	<250	99
01MW37-20090127 901240-18	<50	<250	103
01MW56-20090127 901240-19	<50	<250	109

Date of Report: 02/11/09
Date Received: 01/27/09
Project: TOC_01-600_20090127 WORFDB2, F&BI 901240
Date Extracted: 01/29/09
Date Analyzed: 02/10/09

RESULTS FROM THE ANALYSIS OF THE WATER SAMPLES FOR TOTAL PETROLEUM HYDROCARBONS AS DIESEL AND MOTOR OIL USING METHOD NWTPH-Dx
Sample Extracts Passed Through a Silica Gel Column Prior to Analysis
Results Reported as ug/L (ppb)

Sample ID Laboratory ID	Diesel Range (C_{10}-C_{25})	Motor Oil Range (C_{25}-C_{36})	Surrogate (% Recovery) (Limit 51-137)
01MW17-20090127 901240-20	<50	<250	111
Method Blank	<50	<250	99

Analysis For Volatile Compounds By EPA Method 8260C

Client Sample ID:	02MW14-20090127	Client:	Sound Environmental Strategies
Date Received:	01/27/09	Project:	TOC_01-600_20090127 WORFDB2
Date Extracted:	02/02/09	Lab ID:	901240-01
Date Analyzed:	02/02/09	Data File:	020208.D
Matrix:	Water	Instrument:	GCMS4
Units:	ug/L (ppb)	Operator:	MB

Surrogates:	% Recovery:	Lower Limit:	Upper Limit:
1,2-Dichloroethane-d4	102	58	118
Toluene-d8	99	59	117
4-Bromofluorobenzene	102	45	141

Compounds:	Concentration ug/L (ppb)
Vinyl chloride	<0.2
Chloroethane	<1
1,1-Dichloroethene	<1
Methylene chloride	<5
trans-1,2-Dichloroethene	<1
1,1-Dichloroethane	<1
cis-1,2-Dichloroethene	<1
1,2-Dichloroethane (EDC)	<1
1,1,1-Trichloroethane	<1
Trichloroethene	<1
Tetrachloroethene	<1

Analysis For Volatile Compounds By EPA Method 8260C

Client Sample ID:	01MW44-20090127	Client:	Sound Environmental Strategies
Date Received:	01/27/09	Project:	TOC_01-600_20090127 WORFDB2
Date Extracted:	02/02/09	Lab ID:	901240-02
Date Analyzed:	02/02/09	Data File:	020209.D
Matrix:	Water	Instrument:	GCMS4
Units:	ug/L (ppb)	Operator:	MB

Surrogates:	% Recovery:	Lower Limit:	Upper Limit:
1,2-Dichloroethane-d4	100	58	118
Toluene-d8	100	59	117
4-Bromofluorobenzene	103	45	141

Compounds:	Concentration ug/L (ppb)
Vinyl chloride	11
Chloroethane	<1
1,1-Dichloroethene	1.4
Methylene chloride	<5
trans-1,2-Dichloroethene	<1
1,1-Dichloroethane	<1
cis-1,2-Dichloroethene	86
1,2-Dichloroethane (EDC)	4.8
1,1,1-Trichloroethane	<1
Trichloroethene	1,300 ve
Tetrachloroethene	<1

Analysis For Volatile Compounds By EPA Method 8260C

Client Sample ID:	01MW44-20090127	Client:	Sound Environmental Strategies
Date Received:	01/27/09	Project:	TOC_01-600_20090127 WORFDB2
Date Extracted:	02/02/09	Lab ID:	901240-02 1/100
Date Analyzed:	02/03/09	Data File:	020232.D
Matrix:	Water	Instrument:	GCMS4
Units:	ug/L (ppb)	Operator:	MB

Surrogates:	% Recovery:	Lower Limit:	Upper Limit:
1,2-Dichloroethane-d4	102	58	118
Toluene-d8	101	59	117
4-Bromofluorobenzene	105	45	141

Compounds:	Concentration ug/L (ppb)
Vinyl chloride	<20
Chloroethane	<100
1,1-Dichloroethene	<100
Methylene chloride	<500
trans-1,2-Dichloroethene	<100
1,1-Dichloroethane	<100
cis-1,2-Dichloroethene	<100
1,2-Dichloroethane (EDC)	<100
1,1,1-Trichloroethane	<100
Trichloroethene	1,200
Tetrachloroethene	<100

Analysis For Volatile Compounds By EPA Method 8260C

Client Sample ID:	02MW13-20090127	Client:	Sound Environmental Strategies
Date Received:	01/27/09	Project:	TOC_01-600_20090127 WORFDB2
Date Extracted:	02/02/09	Lab ID:	901240-05
Date Analyzed:	02/03/09	Data File:	020234.D
Matrix:	Water	Instrument:	GCMS4
Units:	ug/L (ppb)	Operator:	MB

Surrogates:	% Recovery:	Lower Limit:	Upper Limit:
1,2-Dichloroethane-d4	103	58	118
Toluene-d8	100	59	117
4-Bromofluorobenzene	104	45	141

Compounds:	Concentration ug/L (ppb)
Vinyl chloride	<0.2
Chloroethane	<1
1,1-Dichloroethene	<1
Methylene chloride	<5
trans-1,2-Dichloroethene	<1
1,1-Dichloroethane	<1
cis-1,2-Dichloroethene	<1
1,2-Dichloroethane (EDC)	<1
1,1,1-Trichloroethane	<1
Trichloroethene	<1
Tetrachloroethene	<1

Analysis For Volatile Compounds By EPA Method 8260C

Client Sample ID:	MW01-20090127	Client:	Sound Environmental Strategies
Date Received:	01/27/09	Project:	TOC_01-600_20090127 WORFDB2
Date Extracted:	02/02/09	Lab ID:	901240-06
Date Analyzed:	02/02/09	Data File:	020211.D
Matrix:	Water	Instrument:	GCMS4
Units:	ug/L (ppb)	Operator:	MB

Surrogates:	% Recovery:	Lower Limit:	Upper Limit:
1,2-Dichloroethane-d4	97	58	118
Toluene-d8	99	59	117
4-Bromofluorobenzene	103	45	141

Compounds:	Concentration ug/L (ppb)
Vinyl chloride	<0.2
Chloroethane	<1
1,1-Dichloroethene	<1
Methylene chloride	<5
trans-1,2-Dichloroethene	<1
1,1-Dichloroethane	<1
cis-1,2-Dichloroethene	<1
1,2-Dichloroethane (EDC)	<1
1,1,1-Trichloroethane	<1
Trichloroethene	<1
Tetrachloroethene	<1

Analysis For Volatile Compounds By EPA Method 8260C

Client Sample ID:	01MW55-20090127	Client:	Sound Environmental Strategies
Date Received:	01/27/09	Project:	TOC_01-600_20090127 WORFDB2
Date Extracted:	02/02/09	Lab ID:	901240-07
Date Analyzed:	02/02/09	Data File:	020218.D
Matrix:	Water	Instrument:	GCMS4
Units:	ug/L (ppb)	Operator:	MB

Surrogates:	% Recovery:	Lower Limit:	Upper Limit:
1,2-Dichloroethane-d4	93	58	118
Toluene-d8	94	59	117
4-Bromofluorobenzene	100	45	141

Compounds:	Concentration ug/L (ppb)
Vinyl chloride	220 ve
Chloroethane	<1
1,1-Dichloroethene	15
Methylene chloride	<5
trans-1,2-Dichloroethene	11
1,1-Dichloroethane	<1
cis-1,2-Dichloroethene	1,500 ve
1,2-Dichloroethane (EDC)	1.4
1,1,1-Trichloroethane	<1
Trichloroethene	6,900 ve
Tetrachloroethene	1.9

Analysis For Volatile Compounds By EPA Method 8260C

Client Sample ID:	01MW55-20090127	Client:	Sound Environmental Strategies
Date Received:	01/27/09	Project:	TOC_01-600_20090127 WORFDB2
Date Extracted:	02/02/09	Lab ID:	901240-07 1/200
Date Analyzed:	02/03/09	Data File:	020233.D
Matrix:	Water	Instrument:	GCMS4
Units:	ug/L (ppb)	Operator:	MB

Surrogates:	% Recovery:	Lower Limit:	Upper Limit:
1,2-Dichloroethane-d4	102	58	118
Toluene-d8	103	59	117
4-Bromofluorobenzene	106	45	141

Compounds:	Concentration ug/L (ppb)
Vinyl chloride	220
Chloroethane	<200
1,1-Dichloroethene	<200
Methylene chloride	<1,000
trans-1,2-Dichloroethene	<200
1,1-Dichloroethane	<200
cis-1,2-Dichloroethene	1,500
1,2-Dichloroethane (EDC)	<200
1,1,1-Trichloroethane	<200
Trichloroethene	20,000
Tetrachloroethene	<200

Analysis For Volatile Compounds By EPA Method 8260C

Client Sample ID:	01MW15-20090127	Client:	Sound Environmental Strategies
Date Received:	01/27/09	Project:	TOC_01-600_20090127 WORFDB2
Date Extracted:	02/02/09	Lab ID:	901240-11
Date Analyzed:	02/02/09	Data File:	020212.D
Matrix:	Water	Instrument:	GCMS4
Units:	ug/L (ppb)	Operator:	MB

Surrogates:	% Recovery:	Lower Limit:	Upper Limit:
1,2-Dichloroethane-d4	97	58	118
Toluene-d8	102	59	117
4-Bromofluorobenzene	102	45	141

Compounds:	Concentration ug/L (ppb)
Vinyl chloride	3.8
Chloroethane	<1
1,1-Dichloroethene	<1
Methylene chloride	<5
trans-1,2-Dichloroethene	<1
1,1-Dichloroethane	<1
cis-1,2-Dichloroethene	14
1,2-Dichloroethane (EDC)	<1
1,1,1-Trichloroethane	<1
Trichloroethene	23
Tetrachloroethene	<1

Analysis For Volatile Compounds By EPA Method 8260C

Client Sample ID:	MW02-20090127	Client:	Sound Environmental Strategies
Date Received:	01/27/09	Project:	TOC_01-600_20090127 WORFDB2
Date Extracted:	02/02/09	Lab ID:	901240-12
Date Analyzed:	02/02/09	Data File:	020213.D
Matrix:	Water	Instrument:	GCMS4
Units:	ug/L (ppb)	Operator:	MB

Surrogates:	% Recovery:	Lower Limit:	Upper Limit:
1,2-Dichloroethane-d4	102	58	118
Toluene-d8	101	59	117
4-Bromofluorobenzene	103	45	141

Compounds:	Concentration ug/L (ppb)
Vinyl chloride	<0.2
Chloroethane	<1
1,1-Dichloroethene	<1
Methylene chloride	<5
trans-1,2-Dichloroethene	<1
1,1-Dichloroethane	<1
cis-1,2-Dichloroethene	<1
1,2-Dichloroethane (EDC)	<1
1,1,1-Trichloroethane	<1
Trichloroethene	<1
Tetrachloroethene	<1

Analysis For Volatile Compounds By EPA Method 8260C

Client Sample ID:	MW03-20090127	Client:	Sound Environmental Strategies
Date Received:	01/27/09	Project:	TOC_01-600_20090127 WORFDB2
Date Extracted:	02/02/09	Lab ID:	901240-15
Date Analyzed:	02/02/09	Data File:	020214.D
Matrix:	Water	Instrument:	GCMS4
Units:	ug/L (ppb)	Operator:	MB

Surrogates:	% Recovery:	Lower Limit:	Upper Limit:
1,2-Dichloroethane-d4	98	58	118
Toluene-d8	102	59	117
4-Bromofluorobenzene	103	45	141

Compounds:	Concentration ug/L (ppb)
Vinyl chloride	0.51
Chloroethane	<1
1,1-Dichloroethene	<1
Methylene chloride	<5
trans-1,2-Dichloroethene	<1
1,1-Dichloroethane	<1
cis-1,2-Dichloroethene	16
1,2-Dichloroethane (EDC)	<1
1,1,1-Trichloroethane	<1
Trichloroethene	<1
Tetrachloroethene	<1

Analysis For Volatile Compounds By EPA Method 8260C

Client Sample ID:	01MW46-20090127	Client:	Sound Environmental Strategies
Date Received:	01/27/09	Project:	TOC_01-600_20090127 WORFDB2
Date Extracted:	02/02/09	Lab ID:	901240-16
Date Analyzed:	02/02/09	Data File:	020215.D
Matrix:	Water	Instrument:	GCMS4
Units:	ug/L (ppb)	Operator:	MB

Surrogates:	% Recovery:	Lower Limit:	Upper Limit:
1,2-Dichloroethane-d4	96	58	118
Toluene-d8	99	59	117
4-Bromofluorobenzene	104	45	141

Compounds:	Concentration ug/L (ppb)
Vinyl chloride	8.0
Chloroethane	<1
1,1-Dichloroethene	<1
Methylene chloride	<5
trans-1,2-Dichloroethene	<1
1,1-Dichloroethane	<1
cis-1,2-Dichloroethene	<1
1,2-Dichloroethane (EDC)	<1
1,1,1-Trichloroethane	<1
Trichloroethene	1.1
Tetrachloroethene	<1

Analysis For Volatile Compounds By EPA Method 8260C

Client Sample ID:	MW06-20090127	Client:	Sound Environmental Strategies
Date Received:	01/27/09	Project:	TOC_01-600_20090127 WORFDB2
Date Extracted:	02/02/09	Lab ID:	901240-17
Date Analyzed:	02/02/09	Data File:	020216.D
Matrix:	Water	Instrument:	GCMS4
Units:	ug/L (ppb)	Operator:	MB

Surrogates:	% Recovery:	Lower Limit:	Upper Limit:
1,2-Dichloroethane-d4	96	58	118
Toluene-d8	97	59	117
4-Bromofluorobenzene	100	45	141

Compounds:	Concentration ug/L (ppb)
Vinyl chloride	1.0
Chloroethane	<1
1,1-Dichloroethene	<1
Methylene chloride	<5
trans-1,2-Dichloroethene	<1
1,1-Dichloroethane	<1
cis-1,2-Dichloroethene	<1
1,2-Dichloroethane (EDC)	<1
1,1,1-Trichloroethane	<1
Trichloroethene	<1
Tetrachloroethene	<1

Analysis For Volatile Compounds By EPA Method 8260C

Client Sample ID:	01MW56-20090127	Client:	Sound Environmental Strategies
Date Received:	01/27/09	Project:	TOC_01-600_20090127 WORFDB2
Date Extracted:	02/02/09	Lab ID:	901240-19
Date Analyzed:	02/02/09	Data File:	020217.D
Matrix:	Water	Instrument:	GCMS4
Units:	ug/L (ppb)	Operator:	MB

Surrogates:	% Recovery:	Lower Limit:	Upper Limit:
1,2-Dichloroethane-d4	98	58	118
Toluene-d8	101	59	117
4-Bromofluorobenzene	103	45	141

Compounds:	Concentration ug/L (ppb)
Vinyl chloride	<0.2
Chloroethane	<1
1,1-Dichloroethene	<1
Methylene chloride	<5
trans-1,2-Dichloroethene	<1
1,1-Dichloroethane	<1
cis-1,2-Dichloroethene	<1
1,2-Dichloroethane (EDC)	<1
1,1,1-Trichloroethane	<1
Trichloroethene	<1
Tetrachloroethene	<1

Analysis For Volatile Compounds By EPA Method 8260C

Client Sample ID:	Method Blank	Client:	Sound Environmental Strategies
Date Received:	NA	Project:	TOC_01-600_20090127 WORFDB2
Date Extracted:	02/02/09	Lab ID:	090137 mb
Date Analyzed:	02/02/09	Data File:	020207.D
Matrix:	Water	Instrument:	GCMS4
Units:	ug/L (ppb)	Operator:	MB

Surrogates:	% Recovery:	Lower Limit:	Upper Limit:
1,2-Dichloroethane-d4	100	58	118
Toluene-d8	99	59	117
4-Bromofluorobenzene	102	45	141

Compounds:	Concentration ug/L (ppb)
Vinyl chloride	<0.2
Chloroethane	<1
1,1-Dichloroethene	<1
Methylene chloride	<5
trans-1,2-Dichloroethene	<1
1,1-Dichloroethane	<1
cis-1,2-Dichloroethene	<1
1,2-Dichloroethane (EDC)	<1
1,1,1-Trichloroethane	<1
Trichloroethene	<1
Tetrachloroethene	<1

Analysis of Semivolatile Compounds By EPA Method 8270D SIM

Client Sample ID:	01MW26-20090127	Client:	Sound Environmental Strategies
Date Received:	01/27/09	Project:	TOC_01-600_20090127 WORFDB2
Date Extracted:	02/02/09	Lab ID:	901240-03
Date Analyzed:	02/07/09	Data File:	020626.D
Matrix:	Water	Instrument:	GCMS3
Units:	ug/L (ppb)	Operator:	YA

Surrogates:	% Recovery:	Lower Limit:	Upper Limit:
2-Fluorophenol	52	19	87
Phenol-d6	37	12	56
2,4,6-Tribromophenol	83	10	154

Compounds:	Concentration ug/L (ppb)
Pentachlorophenol	<0.5

Analysis of Semivolatile Compounds By EPA Method 8270D SIM

Client Sample ID:	01MW39-20090127	Client:	Sound Environmental Strategies
Date Received:	01/27/09	Project:	TOC_01-600_20090127 WORFDB2
Date Extracted:	02/02/09	Lab ID:	901240-04
Date Analyzed:	02/07/09	Data File:	020621.D
Matrix:	Water	Instrument:	GCMS3
Units:	ug/L (ppb)	Operator:	YA

Surrogates:	% Recovery:	Lower Limit:	Upper Limit:
2-Fluorophenol	55	19	87
Phenol-d6	36	12	56
2,4,6-Tribromophenol	94	10	154

Compounds:	Concentration ug/L (ppb)
Pentachlorophenol	<0.5

Analysis of Semivolatile Compounds By EPA Method 8270D SIM

Client Sample ID:	01MW13-20090127	Client:	Sound Environmental Strategies
Date Received:	01/27/09	Project:	TOC_01-600_20090127 WORFDB2
Date Extracted:	02/02/09	Lab ID:	901240-08
Date Analyzed:	02/07/09	Data File:	020628.D
Matrix:	Water	Instrument:	GCMS3
Units:	ug/L (ppb)	Operator:	YA

Surrogates:	% Recovery:	Lower Limit:	Upper Limit:
2-Fluorophenol	56	19	87
Phenol-d6	30	12	56
2,4,6-Tribromophenol	96	10	154

Compounds:	Concentration ug/L (ppb)
Pentachlorophenol	<0.5

Analysis of Semivolatile Compounds By EPA Method 8270D SIM

Client Sample ID:	01MW27-20090127	Client:	Sound Environmental Strategies
Date Received:	01/27/09	Project:	TOC_01-600_20090127 WORFDB2
Date Extracted:	02/02/09	Lab ID:	901240-09 1/5
Date Analyzed:	02/09/09	Data File:	020908.D
Matrix:	Water	Instrument:	GCMS3
Units:	ug/L (ppb)	Operator:	YA

Surrogates:	% Recovery:	Lower Limit:	Upper Limit:
2-Fluorophenol	52	19	87
Phenol-d6	40	12	56
2,4,6-Tribromophenol	99	10	154

Compounds:	Concentration ug/L (ppb)
Pentachlorophenol	5.1

Analysis of Semivolatile Compounds By EPA Method 8270D SIM

Client Sample ID:	01MW98-20090127	Client:	Sound Environmental Strategies
Date Received:	01/27/09	Project:	TOC_01-600_20090127 WORFDB2
Date Extracted:	02/02/09	Lab ID:	901240-10 1/5
Date Analyzed:	02/09/09	Data File:	020904.D
Matrix:	Water	Instrument:	GCMS3
Units:	ug/L (ppb)	Operator:	YA

Surrogates:	% Recovery:	Lower Limit:	Upper Limit:
2-Fluorophenol	59	19	87
Phenol-d6	32	12	56
2,4,6-Tribromophenol	85	10	154

Compounds:	Concentration ug/L (ppb)
Pentachlorophenol	5.2

Analysis of Semivolatile Compounds By EPA Method 8270D SIM

Client Sample ID:	01MW38-20090127	Client:	Sound Environmental Strategies
Date Received:	01/27/09	Project:	TOC_01-600_20090127 WORFDB2
Date Extracted:	02/02/09	Lab ID:	901240-13
Date Analyzed:	02/07/09	Data File:	020622.D
Matrix:	Water	Instrument:	GCMS3
Units:	ug/L (ppb)	Operator:	YA

Surrogates:	% Recovery:	Lower Limit:	Upper Limit:
2-Fluorophenol	55	19	87
Phenol-d6	36	12	56
2,4,6-Tribromophenol	97	10	154

Compounds:	Concentration ug/L (ppb)
Pentachlorophenol	<0.5

Analysis of Semivolatile Phenols By EPA Method 8270D SIM

Client Sample ID:	01MW37-20090127	Client:	Sound Environmental Strategies
Date Received:	01/27/09	Project:	TOC_01-600_20090127 WORFDB2
Date Extracted:	02/02/09	Lab ID:	901240-18
Date Analyzed:	02/07/09	Data File:	020618.D
Matrix:	Water	Instrument:	GCMS3
Units:	ug/L (ppb)	Operator:	YA

Surrogates:	% Recovery:	Lower Limit:	Upper Limit:
2-Fluorophenol	57	19	87
Phenol-d6	35	12	56
2,4,6-Tribromophenol	90	10	154

Compounds:	Concentration ug/L (ppb)
Pentachlorophenol	<0.5

Analysis of Semivolatile Compounds By EPA Method 8270D SIM

Client Sample ID:	01MW17-20090127	Client:	Sound Environmental Strategies
Date Received:	01/27/09	Project:	TOC_01-600_20090127 WORFDB2
Date Extracted:	02/02/09	Lab ID:	901240-20
Date Analyzed:	02/07/09	Data File:	020623.D
Matrix:	Water	Instrument:	GCMS3
Units:	ug/L (ppb)	Operator:	YA

Surrogates:	% Recovery:	Lower Limit:	Upper Limit:
2-Fluorophenol	53	19	87
Phenol-d6	34	12	56
2,4,6-Tribromophenol	97	10	154

Compounds:	Concentration ug/L (ppb)
Pentachlorophenol	<0.5

Analysis of Semivolatile Compounds By EPA Method 8270D SIM

Client Sample ID:	Method Blank	Client:	Sound Environmental Strategies
Date Received:	NA	Project:	TOC_01-600_20090127 WORFDB2
Date Extracted:	02/02/09	Lab ID:	09156mb
Date Analyzed:	02/07/09	Data File:	020617.D
Matrix:	Water	Instrument:	GCMS3
Units:	ug/L (ppb)	Operator:	YA

Surrogates:	% Recovery:	Lower Limit:	Upper Limit:
2-Fluorophenol	56	19	87
Phenol-d6	36	12	56
2,4,6-Tribromophenol	82	10	154

Compounds:	Concentration ug/L (ppb)
Pentachlorophenol	<0.5

Date of Report: 02/11/09
Date Received: 01/27/09
Project: TOC_01-600_20090127 WORFDB2, F&BI 901240

QUALITY ASSURANCE RESULTS FOR THE ANALYSIS OF WATER SAMPLES FOR BENZENE, TOLUENE, ETHYLBENZENE, XYLENES, AND TPH AS GASOLINE USING EPA METHOD 8021B AND NWTPH-Gx

Laboratory Code: 901240-01 (Duplicate)

Analyte	Reporting Units	Sample Result	Duplicate Result	Relative Percent Difference (Limit 20)
Benzene	ug/L (ppb)	<1	<1	nm
Toluene	ug/L (ppb)	<1	<1	nm
Ethylbenzene	ug/L (ppb)	<1	<1	nm
Xylenes	ug/L (ppb)	<3	<3	nm
Gasoline	ug/L (ppb)	<100	<100	nm

Laboratory Code: Laboratory Control Sample

Analyte	Reporting Units	Spike Level	Percent Recovery LCS	Acceptance Criteria
Benzene	ug/L (ppb)	25	100	65-118
Toluene	ug/L (ppb)	25	108	72-122
Ethylbenzene	ug/L (ppb)	25	101	73-126
Xylenes	ug/L (ppb)	75	106	74-118
Gasoline	ug/L (ppb)	500	102	69-134

Date of Report: 02/11/09
Date Received: 01/27/09
Project: TOC_01-600_20090127 WORFDB2, F&BI 901240

QUALITY ASSURANCE RESULTS FOR THE ANALYSIS OF WATER SAMPLES FOR TOTAL PETROLEUM HYDROCARBONS AS DIESEL EXTENDED USING METHOD NWTPH-Dx

Laboratory Code: Laboratory Control Sample Silica Gel

Analyte	Reporting Units	Spike Level	Percent Recovery LCS	Percent Recovery LCSD	Acceptance Criteria	RPD (Limit 20)
Diesel Extended	ug/L (ppb)	2,500	88	86	71-131	2

Date of Report: 02/11/09
Date Received: 01/27/09
Project: TOC_01-600_20090127 WORFDB2, F&BI 901240

QUALITY ASSURANCE RESULTS FOR THE ANALYSIS OF WATER SAMPLES FOR VOLATILES BY EPA METHOD 8260C

Laboratory Code: 901267-06 (Duplicate)

Analyte	Reporting Units	Sample Result	Duplicate Result	Relative Percent Difference (Limit 20)
Vinyl chloride	ug/L (ppb)	0.32	0.27	17
Chloroethane	ug/L (ppb)	<1	<1	nm
1,1-Dichloroethene	ug/L (ppb)	<1	<1	nm
Methylene chloride	ug/L (ppb)	<5	<5	nm
trans-1,2-Dichloroethene	ug/L (ppb)	<1	<1	nm
1,1-Dichloroethane	ug/L (ppb)	<1	<1	nm
cis-1,2-Dichloroethene	ug/L (ppb)	<1	<1	nm
1,2-Dichloroethane (EDC)	ug/L (ppb)	<1	<1	nm
1,1,1-Trichloroethane	ug/L (ppb)	<1	<1	nm
Trichloroethene	ug/L (ppb)	6.3	6.5	3
Tetrachloroethene	ug/L (ppb)	<1	<1	nm

Laboratory Code: Laboratory Control Sample

Analyte	Reporting Units	Spike Level	Percent Recovery LCS	Percent Recovery LCSD	Acceptance Criteria	RPD (Limit 20)
Vinyl chloride	ug/L (ppb)	50	103	100	33-158	3
Chloroethane	ug/L (ppb)	50	88	85	35-157	3
1,1-Dichloroethene	ug/L (ppb)	50	100	97	55-139	3
Methylene chloride	ug/L (ppb)	50	93	90	52-129	3
trans-1,2-Dichloroethene	ug/L (ppb)	50	92	90	73-120	2
1,1-Dichloroethane	ug/L (ppb)	50	104	102	75-118	2
cis-1,2-Dichloroethene	ug/L (ppb)	50	106	104	78-119	2
1,2-Dichloroethane (EDC)	ug/L (ppb)	50	101	102	74-129	1
1,1,1-Trichloroethane	ug/L (ppb)	50	104	103	68-130	1
Trichloroethene	ug/L (ppb)	50	104	103	76-118	1
Tetrachloroethene	ug/L (ppb)	50	105	104	79-119	1

Date of Report: 02/11/09
Date Received: 01/27/09
Project: TOC_01-600_20090127 WORFDB2, F&BI 901240

QUALITY ASSURANCE RESULTS FOR THE ANALYSIS OF WATER SAMPLES FOR PNA'S BY EPA METHOD 8270D SIM

Laboratory Code: Laboratory Control Sample

Analyte	Reporting Units	Spike Level	Percent Recovery LCS	Percent Recovery LCSD	Acceptance Criteria	RPD (Limit 20)
Pentachlorophenol	ug/L (ppb)	7.5	63	60	15-124	5

Data Qualifiers & Definitions

a - The analyte was detected at a level less than five times the reporting limit. The RPD results may not provide reliable information on the variability of the analysis.

A1 – More than one compound of similar molecule structure was identified with equal probability.

b - The analyte was spiked at a level that was less than five times that present in the sample. Matrix spike recoveries may not be meaningful.

ca - The calibration results for this range fell outside of acceptance criteria. The value reported is an estimate.

c - The presence of the analyte indicated may be due to carryover from previous sample injections.

d - The sample was diluted. Detection limits may be raised due to dilution.

ds - The sample was diluted. Detection limits are raised due to dilution and surrogate recoveries may not be meaningful.

dv - Insufficient sample was available to achieve normal reporting limits and limits are raised accordingly.

fb - The analyte indicated was found in the method blank. The result should be considered an estimate.

fc – The compound is a common laboratory and field contaminant.

hr - The sample and duplicate were reextracted and reanalyzed. RPD results were still outside of control limits. The variability is attributed to sample inhomogeneity.

ht - The sample was extracted outside of holding time. Results should be considered estimates.

ip - Recovery fell outside of normal control limits. Compounds in the sample matrix interfered with the quantitation of the analyte.

j – The result is below normal reporting limits. The value reported is an estimate.

J - The internal standard associated with the analyte is out of control limits. The reported concentration is an estimate.

jl - The analyte result in the laboratory control sample is out of control limits. The reported concentration should be considered an estimate.

jr - The rpd result in laboratory control sample associated with the analyte is out of control limits. The reported concentration should be considered an estimate.

js - The surrogate associated with the analyte is out of control limits. The reported concentration should be considered an estimate.

lc - The presence of the compound indicated is likely due to laboratory contamination.

L - The reported concentration was generated from a library search.

nm - The analyte was not detected in one or more of the duplicate analyses. Therefore, calculation of the RPD is not applicable.

pc – The sample was received in a container not approved by the method. The value reported should be considered an estimate.

pr – The sample was received with incorrect preservation. The value reported should be considered an estimate.

ve - The value reported exceeded the calibration range established for the analyte. The reported concentration should be considered an estimate.

vo - The value reported fell outside the control limits established for this analyte.

x - The pattern of peaks present is not indicative of diesel.

y - The pattern of peaks present is not indicative of motor oil.

901240

SAMPLE CHAIN OF CUSTODY

ME 01/27/09

VS / BOS

Page # 1 of 2

Send Report To Tim Brown

Company Sound Environmental Strategies

Address 2400 Airport Way South, Suite 200

City, State, ZIP Seattle, WA 98134

Phone # 206.306.1900 Fax # 206.306.1907

SAMPLERS (signature): L. Namba S. Davis B. Dixon A. Hackett R. Thompson

PROJECT NAME/NO.: TOC Holding - Seattle Terminal 0440-004-16 01-600

PO #:

REMARKS:

GEMS Y / N

TURNAROUND TIME
- ☑ Standard (2 Weeks)
- ☐ RUSH
- Rush charges authorized by:

SAMPLE DISPOSAL
- ☑ Dispose after 30 days
- ☐ Return samples
- ☐ Will call with instructions

Sample ID	Sample Location	Sample Depth	Lab ID	Date Sampled	Time Sampled	Matrix	# of jars	NWTPH-Dx	NWTPH-Gx	BTEX by 8021B	cVOCs by 8260B	PCP SVOCs by 8270	RCRA-8 Metals			Notes
								ANALYSES REQUESTED								
02MW14-20090127	02MW14	12	01 A-F	01/27/09	1010	Water	6	✓	✓	✓	✓					⊗-per TB 1/29/09 MS
02MW14-20090127	01MW14		02 A-F	01/27/09	1015	Water	6	✓	✓	✓	✓					
01MW26-20090127	01MW26	16	03 A-F	01/27/09	1028	Water	6	✓	✓	✓		✓				
01MW39-20090127	01MW39	17.5	04 A-F	01/27/09	1037	Water	6	✓	✓	✓		✓				
02MW13-20090127	02MW13	11	05 A-F	01/27/09	1109	Water	6	✓	✓	✓	✓					
MW01-20090127	MW-01	25	06 A-F	01/27/09	1129	Water	6	✓	✓	✓	✓					
01MW55-20090127	01MW55	26	07 A-D	01/27/09	1120	Water	4	✓	✓	✓	⊗					
01MW13-20090127	01MW13	9.5	08 A-F	01/27/09	1151	Water	6	✓	✓	✓		✓	✓			
01MW27-20090127	01MW27	16	09 A-F	01/27/09	1200	Water	6	✓	✓	✓		✓				
01MW98-20090127	01MW98	16	10 A-F	01/27/09	1215	Water	6	✓	✓	✓		✓				
01MW15-20090127	01MW15	26	11 A-F	01/27/09	1235	Water	6	✓	✓	✓	✓					
MW02-20090127	MW-02	27	12 A-F	01/27/09	1243	Water	6	✓	✓	✓	✓					
01MW38-20090127	01MW38	12	13 A-F	01/27/09	1321	Water	6	✓	✓	✓		✓				

Friedman & Bruya, Inc.
3012 16th Avenue West
Seattle, WA 98119-2029
Ph. (206) 285-8282
Fax (206) 283-5044

	SIGNATURE	PRINT NAME	COMPANY	DATE	TIME
Relinquished by:	Larry Namba	Larry Namba	SES	01/27/09	1830
Received by:	Yerthova	Alexandra Yerthova	F/B	〃	〃
Relinquished by:					
Received by:			Samples received at 7 °C		

901240

SAMPLE CHAIN OF CUSTODY

ME 01/27/09

V5/B05

Page # 2 of 2

Send Report To Tim Brown

Company Sound Environmental Strategies

Address 2400 Airport Way South, Suite 200

City, State, ZIP Seattle, WA 98134

Phone # 206.306.1900 Fax # 306.1907

SAMPLERS (signature) L. Namba, S. Davis, B. Dixon, R. Thompson, A. Hackett

PROJECT NAME/NO. TOC Holdings - Seattle Terminal 0440-004-#6 01-600

PO #

REMARKS

GEMS Y / N

TURNAROUND TIME
- ☑ Standard (2 Weeks)
- ☐ RUSH
- Rush charges authorized by:

SAMPLE DISPOSAL
- ☑ Dispose after 30 days
- ☐ Return samples
- ☐ Will call with instructions

Sample ID	Sample Location	Sample Depth	Lab ID	Date Sampled	Time Sampled	Matrix	# of jars	ANALYSES REQUESTED: NWTPH-Dx	NWTPH-Gx	BTEX by 8021B	cVOCs by 8260B	PCP SVOCs by 8270	RCRA-8 Metals			Notes
02MW09-20090127	02MW09	10.5	14 A-D	01/27/09	1330	Water	4	✓	✓	✓						
MW03-20090127	MW03	13	15 A-F	01/27/09	1337	Water	6	✓	✓	✓	✓					
01MW46-20090127	01MW46	26.5	16 A-F	01/27/09	1407	Water	6	✓	✓	✓	✓					
MW06-20090127	MW-06	26	17 A-F	01/27/09	1416	Water	6	✓	✓	✓	✓					
01MW37-20090127	01MW37	13.5	18 A-F	01/27/09	1437	Water	6	✓	✓	✓		✓				
01MW56-20090127	01MW56	25	19 A-F	01/27/09	1535	Water	4	✓	✓	✓	(X)					
01MW17-20090127	01MW17	23	20 A-F	01/27/09	1615	Water	6	✓	✓	✓		✓				
													✓			

SIGNATURE	PRINT NAME	COMPANY	DATE	TIME
Relinquished by: Larry Namba	Larry Namba	SES	01/27/09	1830
Received by: Yerthova	Alexandra Yerthova	FB	〃	〃
Relinquished by				
Received by:		Samples received at 7 °C		

Friedman & Bruya, Inc.
3012 16th Avenue West
Seattle, WA 98119-2029
Ph. (206) 285-8282
Fax (206) 283-5044

FRIEDMAN & BRUYA, INC.

ENVIRONMENTAL CHEMISTS

James E. Bruya, Ph.D.
Charlene Morrow, M.S.
Yelena Aravkina, M.S.
Bradley T. Benson, B.S.
Kurt Johnson, B.S.

3012 16th Avenue West
Seattle, WA 98119-2029
TEL: (206) 285-8282
FAX: (206) 283-5044
e-mail: fbi@isomedia.com

February 12, 2009

Ryan Bixby, Project Manager
Sound Environmental Strategies Corporation
2400 Airport Way S., Suite 200
Seattle, WA 98134-2020

Dear Mr. Bixby:

Included are the results from the testing of material submitted on January 29, 2009 from the TOC_01-600_20090129 WORFDB2, F&BI 901254 project. There are 38 pages included in this report. Any samples that may remain are currently scheduled for disposal in 30 days. If you would like us to return your samples or arrange for long term storage at our offices, please contact us as soon as possible.

We appreciate this opportunity to be of service to you and hope you will call if you should have any questions.

Sincerely,

FRIEDMAN & BRUYA, INC.



Michael Erdahl
Project Manager

Enclosures
c: Mark Chandler, Erin Rothman, Tim Brown
SOU0212R.DOC

CASE NARRATIVE

This case narrative encompasses samples received on January 29, 2009 by Friedman & Bruya, Inc. from the Sound Environmental Strategies TOC_01-600_20090129 WORFDB2, F&BI 901254 project. Samples were logged in under the laboratory ID's listed below.

Laboratory ID	Sound Environmental Strategies
901254-01	01MW01-20090128
901254-02	01MW45-20090128
901254-03	MW04-20090128
901254-04	MW97-20090128
901254-05	02MW03-20090128
901254-06	MW05-20090128
901254-07	02MW07-20090128
901254-08	02MW01-20090128
901254-09	01MW57-20090128
901254-10	01MW42-20090128
901254-11	02MW10-20090128
901254-12	01MW12-20090128
901254-13	02MW02-20090128
901254-14	01MW58-20090128
901254-15	02MW12-20090128
901254-16	02MW99-20090128
901254-17	02MW05-20090128
901254-18	01MW21-20090128
901254-19	01MW30-20090128
901254-20	01MW36-20090128
901254-21	01MW40-20090128
901254-22	02MW06-20090128
901254-23	01MW07-20090128
901254-24	02MW04-20090128
901254-25	01MW06-20090128
901254-26	01MW03-20090128

All quality control requirements were acceptable.

Date of Report: 02/12/09
Date Received: 01/29/09
Project: TOC_01-600_20090129 WORFDB2, F&BI 901254
Date Extracted: 01/30/09
Date Analyzed: 01/30/09, 02/02/09, 02/03/09, 02/04/09, and 02/09/09

RESULTS FROM THE ANALYSIS OF THE WATER SAMPLES FOR BENZENE, TOLUENE, ETHYLBENZENE, XYLENES AND TPH AS GASOLINE USING EPA METHOD 8021B AND NWTPH-Gx

Results Reported as ug/L (ppb)

Sample ID Laboratory ID	Benzene	Toluene	Ethyl Benzene	Total Xylenes	Gasoline Range	Surrogate (% Recovery) (Limit 52-124)
01MW01-20090128 901254-01	<1	<1	<1	<3	<100	89
01MW45-20090128 901254-02	2	3	<1	<3	210	97
MW04-20090128 901254-03	<1	<1	<1	<3	<100	85
MW97-20090128 901254-04	<1	<1	<1	<3	<100	86
02MW03-20090128 901254-05	<1	<1	<1	<3	<100	86
MW05-20090128 901254-06	1	<1	<1	<3	<100	87
02MW07-20090128 901254-07	<1	<1	<1	<3	<100	83
02MW01-20090128 901254-08	7	<1	<1	<3	170	84
01MW57-20090128 901254-09	<1	<1	<1	<3	<100	90
01MW42-20090128 901254-10	<1	<1	<1	<3	<100	87

Date of Report: 02/12/09
Date Received: 01/29/09
Project: TOC_01-600_20090129 WORFDB2, F&BI 901254
Date Extracted: 01/30/09
Date Analyzed: 01/30/09, 02/02/09, 02/03/09, 02/04/09, and 02/09/09

RESULTS FROM THE ANALYSIS OF THE WATER SAMPLES FOR BENZENE, TOLUENE, ETHYLBENZENE, XYLENES AND TPH AS GASOLINE USING EPA METHOD 8021B AND NWTPH-Gx

Results Reported as ug/L (ppb)

Sample ID Laboratory ID	Benzene	Toluene	Ethyl Benzene	Total Xylenes	Gasoline Range	Surrogate (% Recovery) (Limit 52-124)
02MW10-20090128 901254-11	<1	<1	<1	<3	<100	88
01MW12-20090128 901254-12	32	5	5	7	510	106
02MW02-20090128 901254-13	<1	<1	<1	<3	<100	87
01MW58-20090128 901254-14	<1	<1	<1	<3	<100	90
02MW12-20090128 d 901254-15 1/10	460	44	700	340	7,400	103
02MW99-20090128 d 901254-16 1/10	500	47	760	360	10,000	102
02MW05-20090128 901254-17	<1	1	<1	<3	270	101
01MW21-20090128 901254-18	<1	<1	<1	<3	100	98
01MW30-20090128 901254-19	<1	<1	<1	<3	<100	85
01MW36-20090128 901254-20	<1	<1	<1	<3	<100	88

Date of Report: 02/12/09
Date Received: 01/29/09
Project: TOC_01-600_20090129 WORFDB2, F&BI 901254
Date Extracted: 01/30/09
Date Analyzed: 01/30/09, 02/02/09, 02/03/09, 02/04/09, and 02/09/09

RESULTS FROM THE ANALYSIS OF THE WATER SAMPLES FOR BENZENE, TOLUENE, ETHYLBENZENE, XYLENES AND TPH AS GASOLINE USING EPA METHOD 8021B AND NWTPH-Gx

Results Reported as ug/L (ppb)

Sample ID Laboratory ID	Benzene	Toluene	Ethyl Benzene	Total Xylenes	Gasoline Range	Surrogate (% Recovery) (Limit 52-124)
01MW40-20090128 901254-21	<1	<1	<1	<3	<100	91
02MW06-20090128 901254-22	<1	<1	<1	<3	<100	90
01MW07-20090128 901254-23	<1	1	<1	<3	<100	90
02MW04-20090128 d 901254-24 1/10	9	23	220	300	5,600	93
01MW06-20090128 901254-25	<1	<1	<1	<3	<100	92
01MW03-20090128 d 901254-26 1/10	140	5	12	16	940	97
Method Blank	<1	<1	<1	<3	<100	84
Method Blank	<1	<1	<1	<3	<100	91

Date of Report: 02/12/09
Date Received: 01/29/09
Project: TOC_01-600_20090129 WORFDB2, F&BI 901254
Date Extracted: 01/30/09
Date Analyzed: 02/06/09 and 02/11/09

RESULTS FROM THE ANALYSIS OF THE WATER SAMPLES FOR TOTAL PETROLEUM HYDROCARBONS AS DIESEL AND MOTOR OIL USING METHOD NWTPH-Dx
Sample Extracts Passed Through a Silica Gel Column Prior to Analysis
Results Reported as ug/L (ppb)

Sample ID Laboratory ID	Diesel Range (C_{10}-C_{25})	Motor Oil Range (C_{25}-C_{36})	Surrogate (% Recovery) (Limit 50-150)
01MW01-20090128 901254-01	<50	<250	85
01MW45-20090128 901254-02	<50	<250	91
MW04-20090128 901254-03	<50	<250	85
MW97-20090128 901254-04	<50	<250	94
02MW03-20090128 901254-05	<50	<250	108
MW05-20090128 901254-06	<50	<250	94
02MW07-20090128 901254-07	<50	<250	90
02MW01-20090128 901254-08	<50	<250	101
01MW57-20090128 901254-09	<50	<250	96
01MW42-20090128 901254-10	<50	<250	102

Date of Report: 02/12/09
Date Received: 01/29/09
Project: TOC_01-600_20090129 WORFDB2, F&BI 901254
Date Extracted: 01/30/09
Date Analyzed: 02/06/09 and 02/11/09

RESULTS FROM THE ANALYSIS OF THE WATER SAMPLES FOR TOTAL PETROLEUM HYDROCARBONS AS DIESEL AND MOTOR OIL USING METHOD NWTPH-Dx
Sample Extracts Passed Through a Silica Gel Column Prior to Analysis
Results Reported as ug/L (ppb)

Sample ID Laboratory ID	Diesel Range (C_{10}-C_{25})	Motor Oil Range (C_{25}-C_{36})	Surrogate (% Recovery) (Limit 50-150)
02MW10-20090128 901254-11	<50	<250	88
01MW12-20090128 901254-12	100 x	<250	101
02MW02-20090128 901254-13	59 x	350	100
01MW58-20090128 901254-14	<50	<250	109
02MW12-20090128 901254-15	240 x	<250	93
02MW99-20090128 901254-16	290 x	<250	117
02MW05-20090128 901254-17	260 x	930	79
01MW21-20090128 901254-18	68 x	<250	93
01MW30-20090128 901254-19	<50	<250	103
01MW36-20090128 901254-20	<50	<250	101

Date of Report: 02/12/09
Date Received: 01/29/09
Project: TOC_01-600_20090129 WORFDB2, F&BI 901254
Date Extracted: 01/30/09
Date Analyzed: 02/06/09 and 02/11/09

RESULTS FROM THE ANALYSIS OF THE WATER SAMPLES FOR TOTAL PETROLEUM HYDROCARBONS AS DIESEL AND MOTOR OIL USING METHOD NWTPH-Dx
Sample Extracts Passed Through a Silica Gel Column Prior to Analysis
Results Reported as ug/L (ppb)

Sample ID Laboratory ID	Diesel Range (C_{10}-C_{25})	Motor Oil Range (C_{25}-C_{36})	Surrogate (% Recovery) (Limit 50-150)
01MW40-20090128 901254-21	<50	<250	94
02MW06-20090128 901254-22	<50	<250	82
01MW07-20090128 901254-23	<50	<250	90
02MW04-20090128 901254-24	390 x	<250	94
01MW06-20090128 901254-25	<50	<250	75
01MW03-20090128 901254-26	500 x	<250	97
Method Blank	<50	<250	86
Method Blank	<50	<250	89

Date of Report: 02/12/09
Date Received: 01/29/09
Project: TOC_01-600_20090129 WORFDB2, F&BI 901254
Date Extracted: 01/30/09
Date Analyzed: 01/31/09 and 02/02/09

RESULTS FROM THE ANALYSIS OF THE WATER SAMPLES FOR TOTAL PETROLEUM HYDROCARBONS AS DIESEL AND MOTOR OIL USING METHOD NWTPH-Dx

Results Reported as ug/L (ppb)

Sample ID Laboratory ID	Diesel Range (C_{10}-C_{25})	Motor Oil Range (C_{25}-C_{36})	Surrogate (% Recovery) (Limit 50-150)
01MW01-20090128 901254-01	150 x	<250	95
01MW45-20090128 901254-02	450 x	<250	98
MW04-20090128 901254-03	59 x	<250	93
MW97-20090128 901254-04	96 x	<250	98
02MW03-20090128 901254-05	100 x	<250	100
MW05-20090128 901254-06	84 x	<250	105
02MW07-20090128 901254-07	84 x	<250	98
02MW01-20090128 901254-08	96 x	<250	98
01MW57-20090128 901254-09	<50	<250	100
01MW42-20090128 901254-10	600 x	370 y	101

Date of Report: 02/12/09
Date Received: 01/29/09
Project: TOC_01-600_20090129 WORFDB2, F&BI 901254
Date Extracted: 01/30/09
Date Analyzed: 01/31/09 and 02/02/09

RESULTS FROM THE ANALYSIS OF THE WATER SAMPLES FOR TOTAL PETROLEUM HYDROCARBONS AS DIESEL AND MOTOR OIL USING METHOD NWTPH-Dx

Results Reported as ug/L (ppb)

Sample ID Laboratory ID	Diesel Range (C_{10}-C_{25})	Motor Oil Range (C_{25}-C_{36})	Surrogate (% Recovery) (Limit 50-150)
02MW10-20090128 901254-11	97 x	<250	99
01MW12-20090128 901254-12	3,800 x	650 y	99
02MW02-20090128 901254-13	470 x	690 y	106
01MW58-20090128 901254-14	<50	<250	104
02MW12-20090128 901254-15	1,600 x	<250	102
02MW99-20090128 901254-16	1,700 x	<250	107
02MW05-20090128 901254-17	340 x	1,000	92
01MW21-20090128 901254-18	13,000 x	1,800 y	108
01MW30-20090128 901254-19	510 x	<280	100
01MW36-20090128 901254-20	710 x	360 y	101

Date of Report: 02/12/09
Date Received: 01/29/09
Project: TOC_01-600_20090129 WORFDB2, F&BI 901254
Date Extracted: 01/30/09
Date Analyzed: 01/31/09 and 02/02/09

RESULTS FROM THE ANALYSIS OF THE WATER SAMPLES FOR TOTAL PETROLEUM HYDROCARBONS AS DIESEL AND MOTOR OIL USING METHOD NWTPH-Dx

Results Reported as ug/L (ppb)

Sample ID Laboratory ID	Diesel Range (C_{10}-C_{25})	Motor Oil Range (C_{25}-C_{36})	Surrogate (% Recovery) (Limit 50-150)
01MW40-20090128 901254-21	590 x	<250	100
02MW06-20090128 901254-22	160 x	<250	101
01MW07-20090128 901254-23	770 x	<250	108
02MW04-20090128 901254-24	1,200 x	<250	99
01MW06-20090128 901254-25	270 x	<250	102
01MW03-20090128 901254-26	990 x	<250	107
Method Blank	<50	<250	102
Method Blank	<50	<250	93

Analysis For Volatile Compounds By EPA Method 8260C

Client Sample ID:	01MW45-20090128	Client:	Sound Environmental Strategies
Date Received:	01/29/09	Project:	TOC_01-600_20090129, F&BI 901254
Date Extracted:	02/02/09	Lab ID:	901254-02
Date Analyzed:	02/02/09	Data File:	020218.D
Matrix:	Water	Instrument:	GCMS5
Units:	ug/L (ppb)	Operator:	MB

Surrogates:	% Recovery:	Lower Limit:	Upper Limit:
1,2-Dichloroethane-d4	99	65	127
Toluene-d8	96	69	127
4-Bromofluorobenzene	101	77	156

Compounds:	Concentration ug/L (ppb)
Vinyl chloride	2.3
Chloroethane	<1
1,1-Dichloroethene	<1
Methylene chloride	<5
trans-1,2-Dichloroethene	<1
1,1-Dichloroethane	<1
cis-1,2-Dichloroethene	53
1,2-Dichloroethane (EDC)	<1
1,1,1-Trichloroethane	<1
Trichloroethene	310 ve
Tetrachloroethene	<1

Analysis For Volatile Compounds By EPA Method 8260C

Client Sample ID:	01MW45-20090128	Client:	Sound Environmental Strategies
Date Received:	01/29/09	Project:	TOC_01-600_20090129, F&BI 901254
Date Extracted:	02/02/09	Lab ID:	901254-02 1/50
Date Analyzed:	02/02/09	Data File:	020216.D
Matrix:	Water	Instrument:	GCMS5
Units:	ug/L (ppb)	Operator:	MB

Surrogates:	% Recovery:	Lower Limit:	Upper Limit:
1,2-Dichloroethane-d4	99	65	127
Toluene-d8	97	69	127
4-Bromofluorobenzene	101	77	156

Compounds:	Concentration ug/L (ppb)
Vinyl chloride	<10
Chloroethane	<50
1,1-Dichloroethene	<50
Methylene chloride	<250
trans-1,2-Dichloroethene	<50
1,1-Dichloroethane	<50
cis-1,2-Dichloroethene	50
1,2-Dichloroethane (EDC)	<50
1,1,1-Trichloroethane	<50
Trichloroethene	380
Tetrachloroethene	<50

Analysis For Volatile Compounds By EPA Method 8260C

Client Sample ID:	MW04-20090128	Client:	Sound Environmental Strategies
Date Received:	01/29/09	Project:	TOC_01-600_20090129, F&BI 901254
Date Extracted:	02/02/09	Lab ID:	901254-03
Date Analyzed:	02/02/09	Data File:	020217.D
Matrix:	Water	Instrument:	GCMS5
Units:	ug/L (ppb)	Operator:	MB

Surrogates:	% Recovery:	Lower Limit:	Upper Limit:
1,2-Dichloroethane-d4	98	65	127
Toluene-d8	97	69	127
4-Bromofluorobenzene	102	77	156

Compounds:	Concentration ug/L (ppb)
Vinyl chloride	0.59
Chloroethane	<1
1,1-Dichloroethene	<1
Methylene chloride	<5
trans-1,2-Dichloroethene	<1
1,1-Dichloroethane	<1
cis-1,2-Dichloroethene	<1
1,2-Dichloroethane (EDC)	<1
1,1,1-Trichloroethane	<1
Trichloroethene	5.2
Tetrachloroethene	<1

Analysis For Volatile Compounds By EPA Method 8260C

Client Sample ID:	MW97-20090128	Client:	Sound Environmental Strategies
Date Received:	01/29/09	Project:	TOC_01-600_20090129, F&BI 901254
Date Extracted:	02/02/09	Lab ID:	901254-04
Date Analyzed:	02/02/09	Data File:	020206.D
Matrix:	Water	Instrument:	GCMS5
Units:	ug/L (ppb)	Operator:	MB

Surrogates:	% Recovery:	Lower Limit:	Upper Limit:
1,2-Dichloroethane-d4	97	65	127
Toluene-d8	99	69	127
4-Bromofluorobenzene	101	77	156

Compounds:	Concentration ug/L (ppb)
Vinyl chloride	0.57
Chloroethane	<1
1,1-Dichloroethene	<1
Methylene chloride	<5
trans-1,2-Dichloroethene	<1
1,1-Dichloroethane	<1
cis-1,2-Dichloroethene	<1
1,2-Dichloroethane (EDC)	<1
1,1,1-Trichloroethane	<1
Trichloroethene	4.5
Tetrachloroethene	<1

Analysis For Volatile Compounds By EPA Method 8260C

Client Sample ID:	MW05-20090128	Client:	Sound Environmental Strategies
Date Received:	01/29/09	Project:	TOC_01-600_20090129, F&BI 901254
Date Extracted:	02/02/09	Lab ID:	901254-06
Date Analyzed:	02/02/09	Data File:	020207.D
Matrix:	Water	Instrument:	GCMS5
Units:	ug/L (ppb)	Operator:	MB

Surrogates:	% Recovery:	Lower Limit:	Upper Limit:
1,2-Dichloroethane-d4	98	65	127
Toluene-d8	98	69	127
4-Bromofluorobenzene	99	77	156

Compounds:	Concentration ug/L (ppb)
Vinyl chloride	1.2
Chloroethane	<1
1,1-Dichloroethene	<1
Methylene chloride	<5
trans-1,2-Dichloroethene	<1
1,1-Dichloroethane	<1
cis-1,2-Dichloroethene	11
1,2-Dichloroethane (EDC)	<1
1,1,1-Trichloroethane	<1
Trichloroethene	100
Tetrachloroethene	<1

Analysis For Volatile Compounds By EPA Method 8260C

Client Sample ID:	01MW57-20090128	Client:	Sound Environmental Strategies
Date Received:	01/29/09	Project:	TOC_01-600_20090129, F&BI 901254
Date Extracted:	02/02/09	Lab ID:	901254-09
Date Analyzed:	02/02/09	Data File:	020208.D
Matrix:	Water	Instrument:	GCMS5
Units:	ug/L (ppb)	Operator:	MB

Surrogates:	% Recovery:	Lower Limit:	Upper Limit:
1,2-Dichloroethane-d4	97	65	127
Toluene-d8	98	69	127
4-Bromofluorobenzene	100	77	156

Compounds:	Concentration ug/L (ppb)
Vinyl chloride	<0.2
Chloroethane	<1
1,1-Dichloroethene	<1
Methylene chloride	<5
trans-1,2-Dichloroethene	<1
1,1-Dichloroethane	<1
cis-1,2-Dichloroethene	<1
1,2-Dichloroethane (EDC)	<1
1,1,1-Trichloroethane	<1
Trichloroethene	1.8
Tetrachloroethene	<1

Analysis For Volatile Compounds By EPA Method 8260C

Client Sample ID:	01MW58-20090128	Client:	Sound Environmental Strategies
Date Received:	01/29/09	Project:	TOC_01-600_20090129, F&BI 901254
Date Extracted:	02/02/09	Lab ID:	901254-14
Date Analyzed:	02/02/09	Data File:	020209.D
Matrix:	Water	Instrument:	GCMS5
Units:	ug/L (ppb)	Operator:	MB

Surrogates:	% Recovery:	Lower Limit:	Upper Limit:
1,2-Dichloroethane-d4	96	65	127
Toluene-d8	98	69	127
4-Bromofluorobenzene	100	77	156

Compounds:	Concentration ug/L (ppb)
Vinyl chloride	<0.2
Chloroethane	<1
1,1-Dichloroethene	<1
Methylene chloride	<5
trans-1,2-Dichloroethene	<1
1,1-Dichloroethane	<1
cis-1,2-Dichloroethene	<1
1,2-Dichloroethane (EDC)	<1
1,1,1-Trichloroethane	<1
Trichloroethene	<1
Tetrachloroethene	<1

Analysis For Volatile Compounds By EPA Method 8260C

Client Sample ID:	01MW30-20090128	Client:	Sound Environmental Strategies
Date Received:	01/29/09	Project:	TOC_01-600_20090129, F&BI 901254
Date Extracted:	02/02/09	Lab ID:	901254-19
Date Analyzed:	02/02/09	Data File:	020210.D
Matrix:	Water	Instrument:	GCMS5
Units:	ug/L (ppb)	Operator:	MB

Surrogates:	% Recovery:	Lower Limit:	Upper Limit:
1,2-Dichloroethane-d4	97	65	127
Toluene-d8	98	69	127
4-Bromofluorobenzene	101	77	156

Compounds:	Concentration ug/L (ppb)
Vinyl chloride	<0.2
Chloroethane	<1
1,1-Dichloroethene	<1
Methylene chloride	<5
trans-1,2-Dichloroethene	<1
1,1-Dichloroethane	<1
cis-1,2-Dichloroethene	<1
1,2-Dichloroethane (EDC)	<1
1,1,1-Trichloroethane	<1
Trichloroethene	<1
Tetrachloroethene	<1

Analysis For Volatile Compounds By EPA Method 8260C

Client Sample ID:	01MW07-20090128	Client:	Sound Environmental Strategies
Date Received:	01/29/09	Project:	TOC_01-600_20090129, F&BI 901254
Date Extracted:	02/02/09	Lab ID:	901254-23
Date Analyzed:	02/02/09	Data File:	020212.D
Matrix:	Water	Instrument:	GCMS5
Units:	ug/L (ppb)	Operator:	MB

Surrogates:	% Recovery:	Lower Limit:	Upper Limit:
1,2-Dichloroethane-d4	100	65	127
Toluene-d8	97	69	127
4-Bromofluorobenzene	100	77	156

Compounds:	Concentration ug/L (ppb)
Vinyl chloride	0.64
Chloroethane	<1
1,1-Dichloroethene	<1
Methylene chloride	<5
trans-1,2-Dichloroethene	<1
1,1-Dichloroethane	<1
cis-1,2-Dichloroethene	<1
1,2-Dichloroethane (EDC)	<1
1,1,1-Trichloroethane	<1
Trichloroethene	<1
Tetrachloroethene	<1

Analysis For Volatile Compounds By EPA Method 8260C

Client Sample ID:	01MW06-20090128	Client:	Sound Environmental Strategies
Date Received:	01/29/09	Project:	TOC_01-600_20090129, F&BI 901254
Date Extracted:	02/02/09	Lab ID:	901254-25
Date Analyzed:	02/02/09	Data File:	020214.D
Matrix:	Water	Instrument:	GCMS5
Units:	ug/L (ppb)	Operator:	MB

Surrogates:	% Recovery:	Lower Limit:	Upper Limit:
1,2-Dichloroethane-d4	98	65	127
Toluene-d8	98	69	127
4-Bromofluorobenzene	102	77	156

Compounds:	Concentration ug/L (ppb)
Vinyl chloride	<0.2
Chloroethane	<1
1,1-Dichloroethene	<1
Methylene chloride	<5
trans-1,2-Dichloroethene	<1
1,1-Dichloroethane	<1
cis-1,2-Dichloroethene	<1
1,2-Dichloroethane (EDC)	<1
1,1,1-Trichloroethane	<1
Trichloroethene	<1
Tetrachloroethene	<1

Analysis For Volatile Compounds By EPA Method 8260C

Client Sample ID:	Method Blank	Client:	Sound Environmental Strategies
Date Received:	Not Applicable	Project:	TOC_01-600_20090129, F&BI 901254
Date Extracted:	02/02/09	Lab ID:	090136 mb
Date Analyzed:	02/02/09	Data File:	020205.D
Matrix:	Water	Instrument:	GCMS5
Units:	ug/L (ppb)	Operator:	MB

Surrogates:	% Recovery:	Lower Limit:	Upper Limit:
1,2-Dichloroethane-d4	97	65	127
Toluene-d8	99	69	127
4-Bromofluorobenzene	101	77	156

Compounds:	Concentration ug/L (ppb)
Vinyl chloride	<0.2
Chloroethane	<1
1,1-Dichloroethene	<1
Methylene chloride	<5
trans-1,2-Dichloroethene	<1
1,1-Dichloroethane	<1
cis-1,2-Dichloroethene	<1
1,2-Dichloroethane (EDC)	<1
1,1,1-Trichloroethane	<1
Trichloroethene	<1
Tetrachloroethene	<1

Analysis For Semivolatile Compounds By EPA Method 8270D SIM

Client Sample ID:	01MW01-20090128	Client:	Sound Environmental Strategies
Date Received:	01/29/09	Project:	TOC_01-600_20090129, F&BI 901254
Date Extracted:	02/02/09	Lab ID:	901254-01 1/20
Date Analyzed:	02/09/09	Data File:	020906.D
Matrix:	Water	Instrument:	GCMS3
Units:	ug/L (ppb)	Operator:	YA

Surrogates:	% Recovery:	Lower Limit:	Upper Limit:
2-Fluorophenol	53	19	87
Phenol-d6	32	12	56
2,4,6-Tribromophenol	84	10	154

Compounds:	Concentration ug/L (ppb)
Pentachlorophenol	14

Analysis For Semivolatile Compounds By EPA Method 8270D SIM

Client Sample ID:	01MW42-20090128	Client:	Sound Environmental Strategies
Date Received:	01/29/09	Project:	TOC_01-600_20090129, F&BI 901254
Date Extracted:	02/02/09	Lab ID:	901254-10
Date Analyzed:	02/07/09	Data File:	020620.D
Matrix:	Water	Instrument:	GCMS3
Units:	ug/L (ppb)	Operator:	YA

Surrogates:	% Recovery:	Lower Limit:	Upper Limit:
2-Fluorophenol	53	19	87
Phenol-d6	33	12	56
2,4,6-Tribromophenol	92	10	154

Compounds:	Concentration ug/L (ppb)
Pentachlorophenol	<0.5

Analysis For Semivolatile Compounds By EPA Method 8270D SIM

Client Sample ID:	01MW12-20090128	Client:	Sound Environmental Strategies
Date Received:	01/29/09	Project:	TOC_01-600_20090129, F&BI 901254
Date Extracted:	02/02/09	Lab ID:	901254-12
Date Analyzed:	02/07/09	Data File:	020630.D
Matrix:	Water	Instrument:	GCMS3
Units:	ug/L (ppb)	Operator:	YA

Surrogates:	% Recovery:	Lower Limit:	Upper Limit:
2-Fluorophenol	59	19	87
Phenol-d6	31	12	56
2,4,6-Tribromophenol	90	10	154

Compounds:	Concentration ug/L (ppb)
Pentachlorophenol	<0.5

Analysis For Semivolatile Compounds By EPA Method 8270D SIM

Client Sample ID:	01MW21-20090128	Client:	Sound Environmental Strategies
Date Received:	01/29/09	Project:	TOC_01-600_20090129, F&BI 901254
Date Extracted:	02/02/09	Lab ID:	901254-18 1/10
Date Analyzed:	02/09/09	Data File:	020909.D
Matrix:	Water	Instrument:	GCMS3
Units:	ug/L (ppb)	Operator:	YA

Surrogates:	% Recovery:	Lower Limit:	Upper Limit:
2-Fluorophenol	52	19	87
Phenol-d6	22	12	56
2,4,6-Tribromophenol	94	10	154

Compounds:	Concentration ug/L (ppb)
Pentachlorophenol	10

Analysis For Semivolatile Compounds By EPA Method 8270D SIM

Client Sample ID:	01MW40-20090128	Client:	Sound Environmental Strategies
Date Received:	01/29/09	Project:	TOC_01-600_20090129, F&BI 901254
Date Extracted:	02/02/09	Lab ID:	901254-21
Date Analyzed:	02/07/09	Data File:	020627.D
Matrix:	Water	Instrument:	GCMS3
Units:	ug/L (ppb)	Operator:	YA

Surrogates:	% Recovery:	Lower Limit:	Upper Limit:
2-Fluorophenol	57	19	87
Phenol-d6	34	12	56
2,4,6-Tribromophenol	104	10	154

Compounds:	Concentration ug/L (ppb)
Pentachlorophenol	<0.5

Analysis For Semivolatile Compounds By EPA Method 8270D SIM

Client Sample ID:	01MW03-20090128	Client:	Sound Environmental Strategies
Date Received:	01/29/09	Project:	TOC_01-600_20090129, F&BI 901254
Date Extracted:	02/02/09	Lab ID:	901254-26
Date Analyzed:	02/07/09	Data File:	020631.D
Matrix:	Water	Instrument:	GCMS3
Units:	ug/L (ppb)	Operator:	YA

Surrogates:	% Recovery:	Lower Limit:	Upper Limit:
2-Fluorophenol	58	19	87
Phenol-d6	36	12	56
2,4,6-Tribromophenol	94	10	154

Compounds:	Concentration ug/L (ppb)
Pentachlorophenol	<0.5

Analysis For Semivolatile Compounds By EPA Method 8270D SIM

Client Sample ID:	Method Blank	Client:	Sound Environmental Strategies
Date Received:	Not Applicable	Project:	TOC_01-600_20090129, F&BI 901254
Date Extracted:	02/02/09	Lab ID:	09156mb
Date Analyzed:	02/07/09	Data File:	020617.D
Matrix:	Water	Instrument:	GCMS3
Units:	ug/L (ppb)	Operator:	YA

Surrogates:	% Recovery:	Lower Limit:	Upper Limit:
2-Fluorophenol	56	19	87
Phenol-d6	36	12	56
2,4,6-Tribromophenol	82	10	154

Compounds:	Concentration ug/L (ppb)
Pentachlorophenol	<0.5

Date of Report: 02/12/09
Date Received: 01/29/09
Project: TOC_01-600_20090129 WORFDB2, F&BI 901254

QUALITY ASSURANCE RESULTS FOR THE ANALYSIS OF WATER SAMPLES FOR BENZENE, TOLUENE, ETHYLBENZENE, XYLENES, AND TPH AS GASOLINE USING EPA METHOD 8021B AND NWTPH-Gx

Laboratory Code: 901254-01 (Duplicate)

Analyte	Reporting Units	Sample Result	Duplicate Result	Relative Percent Difference (Limit 20)
Benzene	ug/L (ppb)	<1	<1	nm
Toluene	ug/L (ppb)	<1	<1	nm
Ethylbenzene	ug/L (ppb)	<1	<1	nm
Xylenes	ug/L (ppb)	<3	<3	nm
Gasoline	ug/L (ppb)	<100	<100	nm

Laboratory Code: Laboratory Control Sample

Analyte	Reporting Units	Spike Level	Percent Recovery LCS	Acceptance Criteria
Benzene	ug/L (ppb)	50	97	70-130
Toluene	ug/L (ppb)	50	105	70-130
Ethylbenzene	ug/L (ppb)	50	99	70-130
Xylenes	ug/L (ppb)	150	101	70-130
Gasoline	ug/L (ppb)	1,000	96	70-130

Date of Report: 02/12/09
Date Received: 01/29/09
Project: TOC_01-600_20090129 WORFDB2, F&BI 901254

QUALITY ASSURANCE RESULTS FOR THE ANALYSIS OF WATER SAMPLES FOR BENZENE, TOLUENE, ETHYLBENZENE, XYLENES, AND TPH AS GASOLINE USING EPA METHOD 8021B AND NWTPH-Gx

Laboratory Code: 901254-21 (Duplicate)

Analyte	Reporting Units	Sample Result	Duplicate Result	Relative Percent Difference (Limit 20)
Benzene	ug/L (ppb)	<1	<1	nm
Toluene	ug/L (ppb)	<1	<1	nm
Ethylbenzene	ug/L (ppb)	<1	<1	nm
Xylenes	ug/L (ppb)	<3	<3	nm
Gasoline	ug/L (ppb)	<100	<100	nm

Laboratory Code: Laboratory Control Sample

Analyte	Reporting Units	Spike Level	Percent Recovery LCS	Acceptance Criteria
Benzene	ug/L (ppb)	50	96	70-130
Toluene	ug/L (ppb)	50	92	70-130
Ethylbenzene	ug/L (ppb)	50	94	70-130
Xylenes	ug/L (ppb)	150	93	70-130
Gasoline	ug/L (ppb)	1,000	94	70-130

Date of Report: 02/12/09
Date Received: 01/29/09
Project: TOC_01-600_20090129 WORFDB2, F&BI 901254

QUALITY ASSURANCE RESULTS FOR THE ANALYSIS OF WATER SAMPLES FOR TOTAL PETROLEUM HYDROCARBONS AS DIESEL EXTENDED USING METHOD NWTPH-Dx

Laboratory Code: Laboratory Control Sample Silica Gel

Analyte	Reporting Units	Spike Level	Percent Recovery LCS	Percent Recovery LCSD	Acceptance Criteria	RPD (Limit 20)
Diesel Extended	ug/L (ppb)	2,500	105	101	69-135	4

Date of Report: 02/12/09
Date Received: 01/29/09
Project: TOC_01-600_20090129 WORFDB2, F&BI 901254

QUALITY ASSURANCE RESULTS FOR THE ANALYSIS OF WATER SAMPLES FOR TOTAL PETROLEUM HYDROCARBONS AS DIESEL EXTENDED USING METHOD NWTPH-Dx

Laboratory Code: Laboratory Control Sample Silica Gel

Analyte	Reporting Units	Spike Level	Percent Recovery LCS	Percent Recovery LCSD	Acceptance Criteria	RPD (Limit 20)
Diesel Extended	ug/L (ppb)	2,500	100	95	69-135	5

Date of Report: 02/12/09
Date Received: 01/29/09
Project: TOC_01-600_20090129 WORFDB2, F&BI 901254

QUALITY ASSURANCE RESULTS FOR THE ANALYSIS OF WATER SAMPLES FOR TOTAL PETROLEUM HYDROCARBONS AS DIESEL EXTENDED USING METHOD NWTPH-Dx

Laboratory Code: Laboratory Control Sample

Analyte	Reporting Units	Spike Level	Percent Recovery LCS	Percent Recovery LCSD	Acceptance Criteria	RPD (Limit 20)
Diesel Extended	ug/L (ppb)	2,500	119	113	69-135	5

Date of Report: 02/12/09
Date Received: 01/29/09
Project: TOC_01-600_20090129 WORFDB2, F&BI 901254

QUALITY ASSURANCE RESULTS FOR THE ANALYSIS OF WATER SAMPLES FOR TOTAL PETROLEUM HYDROCARBONS AS DIESEL EXTENDED USING METHOD NWTPH-Dx

Laboratory Code: Laboratory Control Sample

Analyte	Reporting Units	Spike Level	Percent Recovery LCS	Percent Recovery LCSD	Acceptance Criteria	RPD (Limit 20)
Diesel Extended	ug/L (ppb)	2,500	113	115	69-135	2

Date of Report: 02/12/09
Date Received: 01/29/09
Project: TOC_01-600_20090129 WORFDB2, F&BI 901254

QUALITY ASSURANCE RESULTS FOR THE ANALYSIS OF WATER SAMPLES FOR VOLATILES BY EPA METHOD 8260C

Laboratory Code: 901254-19 (Duplicate)

Analyte	Reporting Units	Sample Result	Duplicate Result	Relative Percent Difference (Limit 20)
Vinyl chloride	ug/L (ppb)	<0.2	<0.2	nm
Chloroethane	ug/L (ppb)	<1	<1	nm
1,1-Dichloroethene	ug/L (ppb)	<1	<1	nm
Methylene chloride	ug/L (ppb)	<5	<5	nm
trans-1,2-Dichloroethene	ug/L (ppb)	<1	<1	nm
1,1-Dichloroethane	ug/L (ppb)	<1	<1	nm
cis-1,2-Dichloroethene	ug/L (ppb)	<1	<1	nm
1,2-Dichloroethane (EDC)	ug/L (ppb)	<1	<1	nm
1,1,1-Trichloroethane	ug/L (ppb)	<1	<1	nm
Trichloroethene	ug/L (ppb)	<1	<1	nm
Tetrachloroethene	ug/L (ppb)	<1	<1	nm

Date of Report: 02/12/09
Date Received: 01/29/09
Project: TOC_01-600_20090129 WORFDB2, F&BI 901254

QUALITY ASSURANCE RESULTS FOR THE ANALYSIS OF WATER SAMPLES FOR VOLATILES BY EPA METHOD 8260C

Laboratory Code: Laboratory Control Sample

Analyte	Reporting Units	Spike Level	Percent Recovery LCS	Percent Recovery LCSD	Acceptance Criteria	RPD (Limit 20)
Vinyl chloride	ug/L (ppb)	50	107	99	53-131	8
Chloroethane	ug/L (ppb)	50	109	103	52-127	6
1,1-Dichloroethene	ug/L (ppb)	50	97	92	68-131	5
Methylene chloride	ug/L (ppb)	50	115	109	56-136	5
trans-1,2-Dichloroethene	ug/L (ppb)	50	105	99	71-128	6
1,1-Dichloroethane	ug/L (ppb)	50	103	99	74-118	4
cis-1,2-Dichloroethene	ug/L (ppb)	50	108	103	74-126	5
1,2-Dichloroethane (EDC)	ug/L (ppb)	50	95	92	77-118	3
1,1,1-Trichloroethane	ug/L (ppb)	50	103	97	77-123	6
Trichloroethene	ug/L (ppb)	50	100	97	74-119	3
Tetrachloroethene	ug/L (ppb)	50	98	96	86-121	2

Date of Report: 02/12/09
Date Received: 01/29/09
Project: TOC_01-600_20090129 WORFDB2, F&BI 901254

QUALITY ASSURANCE RESULTS FOR THE ANALYSIS OF WATER SAMPLES FOR PNA'S BY EPA METHOD 8270D SIM

Laboratory Code: Laboratory Control Sample

Analyte	Reporting Units	Spike Level	Percent Recovery LCS	Percent Recovery LCSD	Acceptance Criteria	RPD (Limit 20)
Pentachlorophenol	ug/L (ppb)	7.5	63	60	15-124	5

Data Qualifiers & Definitions

a - The analyte was detected at a level less than five times the reporting limit. The RPD results may not provide reliable information on the variability of the analysis.

A1 – More than one compound of similar molecule structure was identified with equal probability.

b - The analyte was spiked at a level that was less than five times that present in the sample. Matrix spike recoveries may not be meaningful.

ca - The calibration results for this range fell outside of acceptance criteria. The value reported is an estimate.

c - The presence of the analyte indicated may be due to carryover from previous sample injections.

d - The sample was diluted. Detection limits may be raised due to dilution.

ds - The sample was diluted. Detection limits are raised due to dilution and surrogate recoveries may not be meaningful.

dv - Insufficient sample was available to achieve normal reporting limits and limits are raised accordingly.

fb - The analyte indicated was found in the method blank. The result should be considered an estimate.

fc – The compound is a common laboratory and field contaminant.

hr - The sample and duplicate were reextracted and reanalyzed. RPD results were still outside of control limits. The variability is attributed to sample inhomogeneity.

ht - The sample was extracted outside of holding time. Results should be considered estimates.

ip - Recovery fell outside of normal control limits. Compounds in the sample matrix interfered with the quantitation of the analyte.

j – The result is below normal reporting limits. The value reported is an estimate.

J - The internal standard associated with the analyte is out of control limits. The reported concentration is an estimate.

jl - The analyte result in the laboratory control sample is out of control limits. The reported concentration should be considered an estimate.

jr - The rpd result in laboratory control sample associated with the analyte is out of control limits. The reported concentration should be considered an estimate.

js - The surrogate associated with the analyte is out of control limits. The reported concentration should be considered an estimate.

lc - The presence of the compound indicated is likely due to laboratory contamination.

L - The reported concentration was generated from a library search.

nm - The analyte was not detected in one or more of the duplicate analyses. Therefore, calculation of the RPD is not applicable.

pc – The sample was received in a container not approved by the method. The value reported should be considered an estimate.

pr – The sample was received with incorrect preservation. The value reported should be considered an estimate.

ve - The value reported exceeded the calibration range established for the analyte. The reported concentration should be considered an estimate.

vo - The value reported fell outside the control limits established for this analyte.

x - The pattern of peaks present is not indicative of diesel.

y - The pattern of peaks present is not indicative of motor oil.

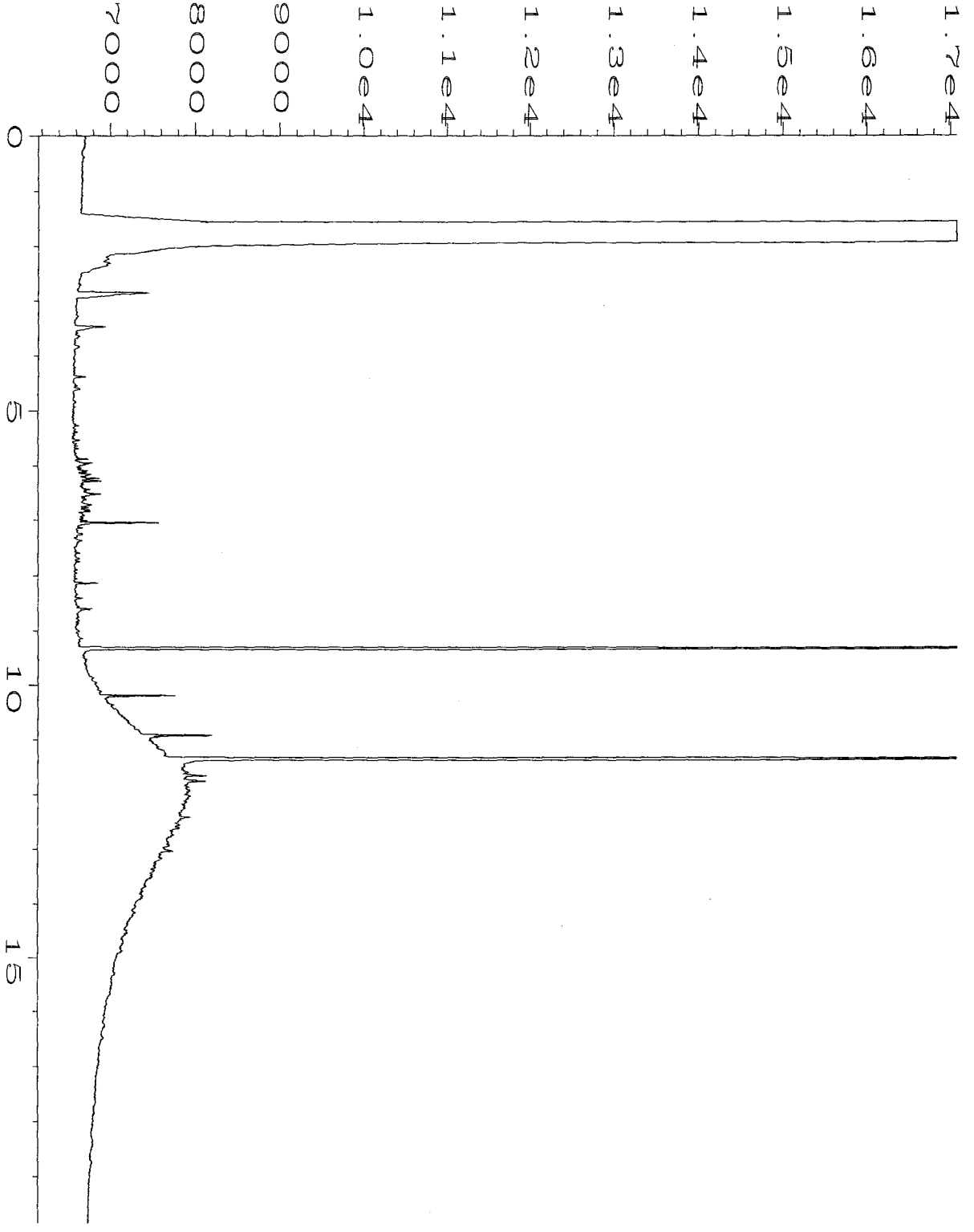

Data File Name : C:\HPCHEM\1\DATA\02-10-09\035F1501.D
Operator : ay
Instrument : GC1
Sample Name : 901254-13 sg
Run Time Bar Code:
Acquired on : 11 Feb 09 06:36 AM
Report Created on: 12 Feb 09 11:53 AM

Page Number : 1
Vial Number : 35
Injection Number : 1
Sequence Line : 15
Instrument Method: TPHD.MTH
Analysis Method : SIMDNEW.MTH



Data File Name : C:\HPCHEM\1\DATA\02-11-09\037F0101.D
Operator : ay
Instrument : GC1
Sample Name : 901254-15 sg
Run Time Bar Code:
Acquired on : 11 Feb 09 08:24 AM
Report Created on: 12 Feb 09 11:50 AM

Page Number : 1
Vial Number : 37
Injection Number : 1
Sequence Line : 1
Instrument Method: TPHD.MTH
Analysis Method : SIMDNEW.MTH



Data File Name : C:\HPCHEM\1\DATA\02-11-09\038F0101.D
Operator : ay
Instrument : GC1
Sample Name : 901254-16 sg
Run Time Bar Code:
Acquired on : 11 Feb 09 08:51 AM
Report Created on: 12 Feb 09 11:50 AM

Page Number : 1
Vial Number : 38
Injection Number : 1
Sequence Line : 1
Instrument Method: TPHD.MTH
Analysis Method : SIMDNEW.MTH

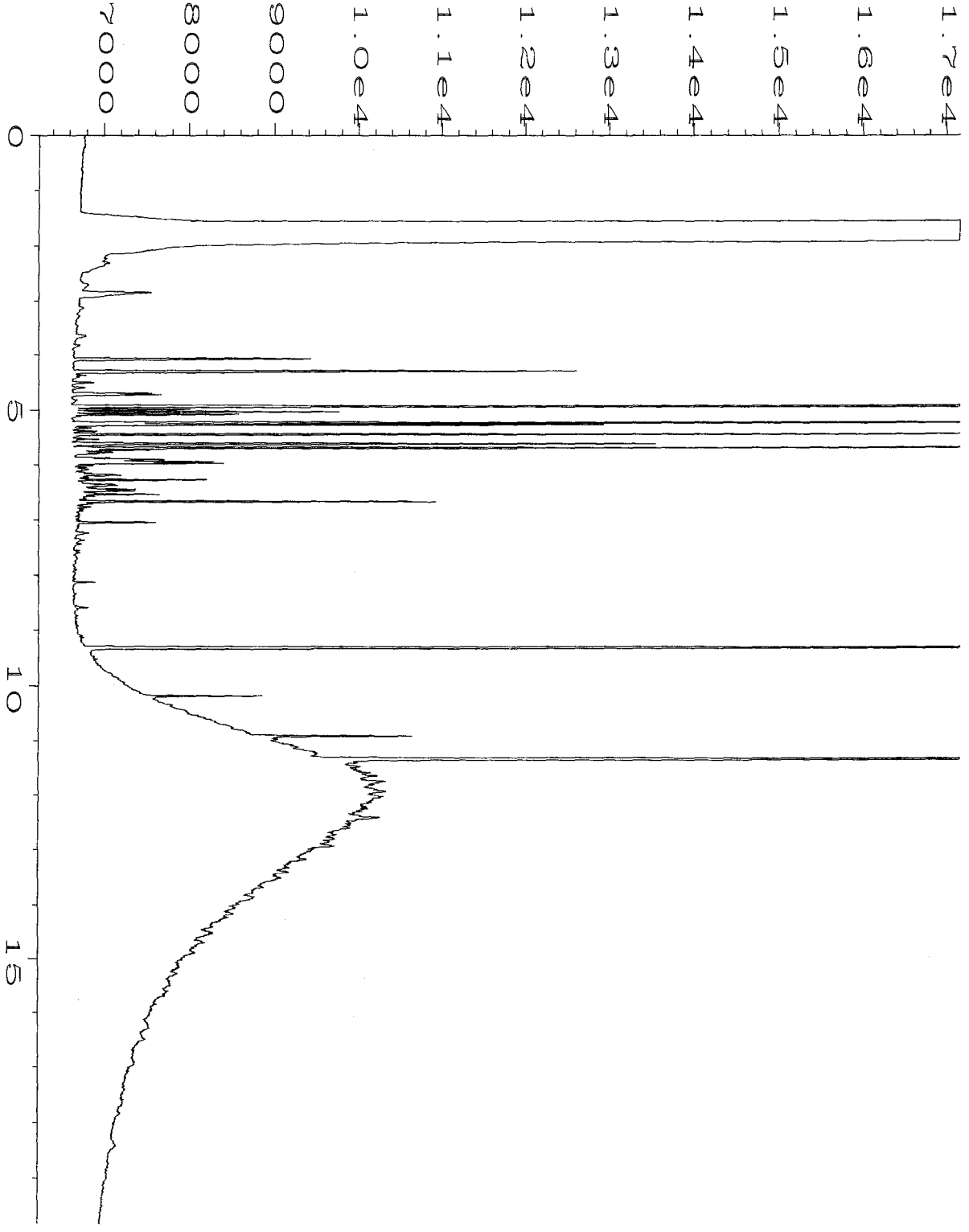

Data File Name	: C:\HPCHEM\1\DATA\02-11-09\039F0101.D		
Operator	: ay	Page Number	: 1
Instrument	: GC1	Vial Number	: 39
Sample Name	: 901254-17 sg	Injection Number	: 1
Run Time Bar Code:		Sequence Line	: 1
Acquired on	: 11 Feb 09 09:17 AM	Instrument Method	: TPHD.MTH
Report Created on:	12 Feb 09 11:50 AM	Analysis Method	: SIMDNEW.MTH

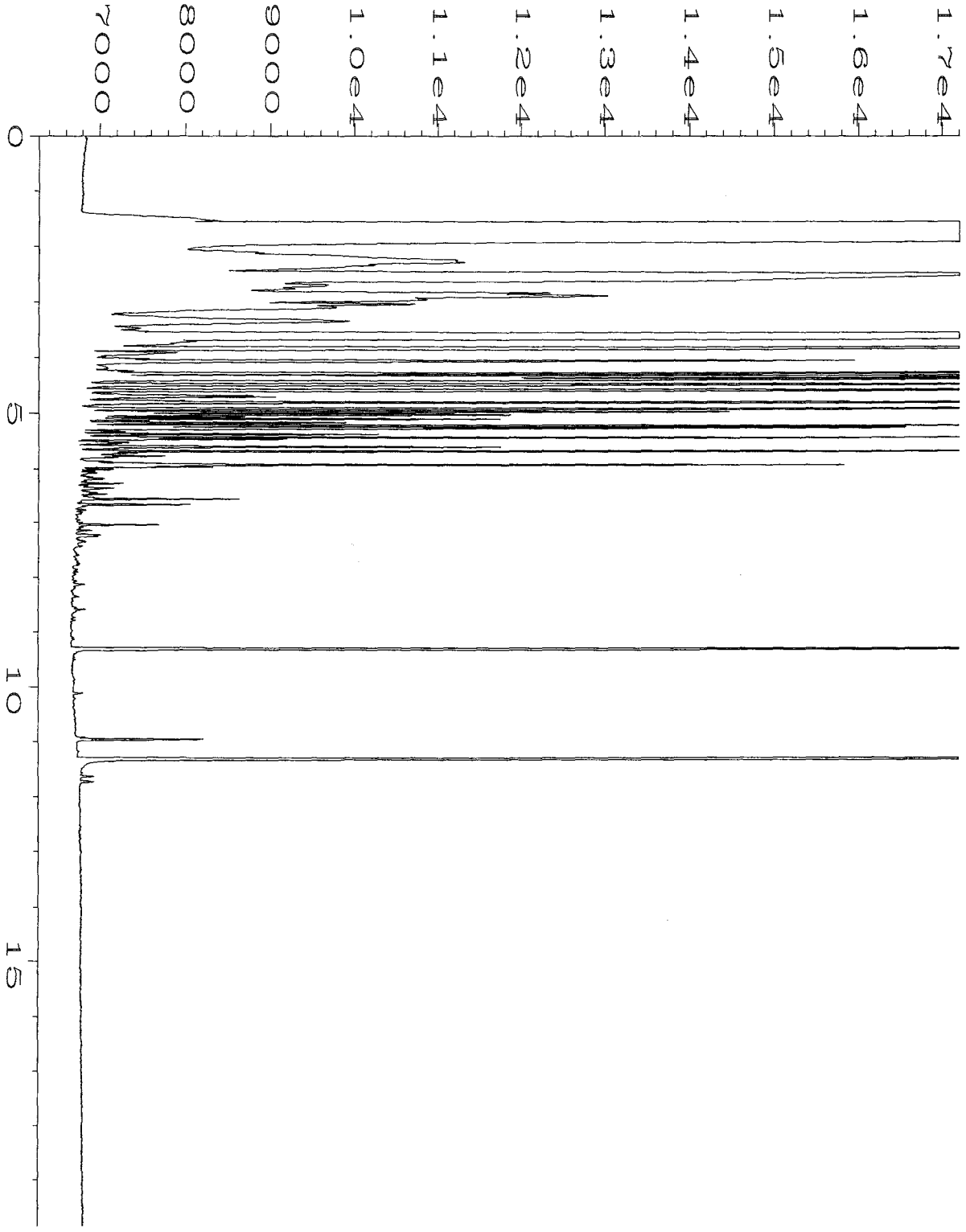

Data File Name : C:\HPCHEM\1\DATA\02-06-09\024F0901.D
Operator : ay
Instrument : GC1
Sample Name : 901254-24 sg
Run Time Bar Code:
Acquired on : 06 Feb 09 05:47 PM
Report Created on: 12 Feb 09 11:54 AM

Page Number : 1
Vial Number : 24
Injection Number : 1
Sequence Line : 9
Instrument Method: TPHD.MTH
Analysis Method : SIMDNEW.MTH



Data File Name : C:\HPCHEM\1\DATA\02-06-09\026F1101.D
Operator : ay
Instrument : GC1
Sample Name : 901254-26 sg
Run Time Bar Code:
Acquired on : 06 Feb 09 07:33 PM
Report Created on: 12 Feb 09 11:54 AM

Page Number : 1
Vial Number : 26
Injection Number : 1
Sequence Line : 11
Instrument Method: TPHD.MTH
Analysis Method : SIMDNEW.MTH

901254

SAMPLE CHAIN OF CUSTODY ME 01/29/09 VS 1805

Page # 1 of 2

Send Report To Tim Brown

Company SES

Address 2400 Airport Wy S. Ste. 200

City, State, ZIP Seattle, WA 98134

Phone # 206-306-1900 Fax # 206-306-1907

SAMPLERS (signature)

PROJECT NAME/NO. TOC Holdings Co. Seattle Terminal

PO # 01-600

REMARKS

GEMS Y / N

TURNAROUND TIME
- ☐ Standard (2 Weeks)
- ☐ RUSH
- Rush charges authorized by:

SAMPLE DISPOSAL
- ☐ Dispose after 30 days
- ☐ Return samples
- ☐ Will call with instructions

Sample ID	Sample Location	Sample Depth	Lab ID	Date Sampled	Time Sampled	Matrix	# of jars	NWTPH-Dx	NWTPH-Gx	BTEX by 8021B	chlorinated only VOC's by 8260B	SVOC's by 8270	RCRA-8 Metals	PCP by 8270D low level		Notes
01MW01-20090128	01MW01	20'	01 A-F	1/28/09	0928	W	6	X	X	X				X		
01MW45-20090128	01MW45	26'	02 A-F		0935		6	X	X	X	X					
MW04-20090128	MW04	26'	03 A-F		0950		6	X	X	X	X					
MW97-20090128	MW97	26'	04 A-F		1010		6	X	X	X	X					
02MW03-20090128	02MW03	~~15~~	05 A-D		1057		4	X	X	X						
MW05-20090128	MW05	25'	06 A-E		1103		5	X	X	X	X					
02MW07-20090128	02MW07	8'	07 A-D		1107		4	X	X	X						
02MW01-20090128	02MW01	14'	08 A-D		1157		4	X	X	X			-			
01MW57-20090128	01MW57	38'	09 A-F		1159		6	X	X	X	X					
01MW42-20090128	01MW42	12'	10 A-F		1200		6	X	X	X				X		
02MW10-20090128	02MW10	5'	11 A-D		1243		4	X	X	X						
01MW12-20090128	01MW12	9.5'	12 A-F		1315		6	X	X	X				X		
02MW02-20090128	02MW02	7'	13 A-D		1316		4	X	X	X						

SIGNATURE	PRINT NAME	COMPANY	DATE	TIME
Relinquished by:	Sheri Davis	SES	1/29/09	0950
Received by:	Michael Erdahl	FedEx	1	1
Relinquished by:				
Received by:			3	

Samples received at

Friedman & Bruya, Inc.
3012 16th Avenue West
Seattle, WA 98119-2029
Ph. (206) 285-8282
Fax (206) 283-5044

901254

SAMPLE CHAIN OF CUSTODY ME 01/29/09

VS/BOS

Page # 2 of 2

Send Report To Tim Brown

Company SES

Address 2400 Airport Wy. S. Ste. 200

City, State, ZIP Seattle, WA 98134

Phone # 206-306-1900 Fax # 206-306-1907

SAMPLERS (signature)

PROJECT NAME/NO. TDC Holdings Co. Seattle Terminal

PO #

REMARKS

GEMS Y / N

TURNAROUND TIME
- ☐ Standard (2 Weeks)
- ☐ RUSH
- Rush charges authorized by:

SAMPLE DISPOSAL
- ☐ Dispose after 30 days
- ☐ Return samples
- ☐ Will call with instructions

Sample ID	Sample Location	Sample Depth	Lab ID	Date Sampled	Time Sampled	Matrix	# of jars	ANALYSES REQUESTED: NWTPH-Dx	NWTPH-Gx	BTEX by 8021B	Chlorinated only VOC's by 8260B	SVOC's by 8270	RCRA-8 Metals	PCP by 8270D low level		Notes
01MW58-20090128	01MW58	30'	14 A-E	1/28/09	1322	W	6	X	X	X	X					
02MW12-20090128	02MW12	11'	15 A-D		1400		4	X	X	X						
02MW99-20090128	02MW99	11'	16 A-D		1415		4	X	X	X						
02MW05-20090128	02MW05	28'	17 A-D		1435		4	X	X	X						
01MW21-20090128	01MW21	9.5'	18 A-E		1437		6	X	X	X				X		
01MW30-20090128	01MW30	25'	19 A-E		1503		6	X	X	X	X					
01MW36-20090128	01MW36	19.5'	20 A-D		1547		4	X	X	X						
01MW40-20090128	01MW40	18.5'	21 A-E		1555		6	X	X	X			-	X		
02MW06-20090128	02MW06	26'	22 A-D		1600		4	X	X	X						
01MW07-20090128	01MW07	14'	23 A-E		1604		6	X	X	X	X					
02MW04-20090128	02MW04	14'	24 A-D		1646		4	X	X	X						
01MW06-20090128	01MW06	18'	25 A-E		1708		6	X	X	X	X					
01MW03-20090128	01MW03	20'	26 A-E		1730		6	X	X	X				X		

Friedman & Bruya, Inc.
3012 16th Avenue West
Seattle, WA 98119-2029
Ph. (206) 285-8282
Fax (206) 283-5044

	SIGNATURE	PRINT NAME	COMPANY	DATE	TIME
Relinquished by:		Sheri Davis	SES	1/29/09	0950
Received by:		Michael Erdahl	FedEx	↓	↓
Relinquished by:					
Received by:					

Samples received at 3 °C

FRIEDMAN & BRUYA, INC.

ENVIRONMENTAL CHEMISTS

James E. Bruya, Ph.D.
Charlene Morrow, M.S.
Yelena Aravkina, M.S.
Bradley T. Benson, B.S.
Kurt Johnson, B.S.

3012 16th Avenue West
Seattle, WA 98119-2029
TEL: (206) 285-8282
FAX: (206) 283-5044
e-mail: fbi@isomedia.com

April 22, 2009

Tim Brown, Project Manager
Sound Environmental Strategies Corporation
2400 Airport Way S., Suite 200
Seattle, WA 98134-2020

Dear Mr. Brown:

Included are the results from the testing of material submitted on April 7, 2009 from the TOC_01-600_20090407 WORFDB2, F&BI 904084 project. There are 45 pages included in this report. Any samples that may remain are currently scheduled for disposal in 30 days. If you would like us to return your samples or arrange for long term storage at our offices, please contact us as soon as possible.

We appreciate this opportunity to be of service to you and hope you will call if you should have any questions.

Sincerely,

FRIEDMAN & BRUYA, INC.



Michael Erdahl
Project Manager

Enclosures
c: Mark Chandler, Erin Rothman, Ryan Bixby
SOU0422R.DOC

CASE NARRATIVE

This case narrative encompasses samples received on April 7, 2009 by Friedman & Bruya, Inc. from the Sound Environmental Strategies TOC_01-600_20090407 WORFDB2, F&BI 904084 project. Samples were logged in under the laboratory ID's listed below.

Laboratory ID	Sound Environmental Strategies
904084-01	01MW63-20090407
904084-02	01MW61-20090407
904084-03	02MW14-20090407
904084-04	01MW07-20090407
904084-05	01MW58-20090407
904084-06	02MW13-20090407
904084-07	01MW45-20090407
904084-08	01MW55-20090407
904084-09	01MW60-20090407
904084-10	02MW07-20090407
904084-11	01MW11-20090407
904084-12	01MW46-20090407
904084-13	01MW15-20090407
904084-14	MW06-20090407
904084-15	02MW02-20090407
904084-16	01MW02-20090407
904084-17	01MW62-20090407
904084-18	MW03-20090407
904084-19	01MW97-20090407
904084-20	01MW06-20090407
904084-21	02MW12-20090407
904084-22	MW99-20090407
904084-23	MW04-20090407
904084-24	01MW44-20090407
904084-25	MW98-20090407
904084-26	01MW03-20090407
904084-27	01MW64-20090407

The calibration standard for vinyl chloride did not pass the acceptance criteria for sample 01MW97-20090407. The data was flagged accordingly. All other quality control requirements were acceptable.

Date of Report: 04/22/09
Date Received: 04/07/09
Project: TOC_01-600_20090407 WORFDB2, F&BI 904084
Date Extracted: 04/08/09 and 04/09/09
Date Analyzed: 04/08/09, 04/09/09 and 04/10/09

RESULTS FROM THE ANALYSIS OF THE WATER SAMPLES FOR BENZENE, TOLUENE, ETHYLBENZENE, XYLENES AND TPH AS GASOLINE USING EPA METHOD 8021B AND NWTPH-Gx

Results Reported as ug/L (ppb)

Sample ID Laboratory ID	Benzene	Toluene	Ethyl Benzene	Total Xylenes	Gasoline Range	Surrogate (% Recovery) (Limit 52-124)
01MW63-20090407 904084-01	13	8	1	<3	4,800	84
01MW61-20090407 904084-02	<1	<1	<1	<3	<100	76
02MW14-20090407 904084-03	<1	<1	<1	<3	<100	69
01MW07-20090407 904084-04	<1	1	<1	<3	<100	73
01MW58-20090407 904084-05	<1	<1	<1	<3	<100	84
02MW13-20090407 904084-06	<1	<1	<1	<3	<100	86
01MW45-20090407 904084-07	3	1	<1	<3	190	88
01MW55-20090407 904084-08	34	<1	1	3	7,700	91
01MW60-20090407 904084-09	<1	<1	<1	<3	<100	84
02MW07-20090407 904084-10	<1	<1	<1	<3	<100	85
01MW11-20090407 904084-11	<1	<1	<1	<3	<100	86

Date of Report: 04/22/09
Date Received: 04/07/09
Project: TOC_01-600_20090407 WORFDB2, F&BI 904084
Date Extracted: 04/08/09 and 04/09/09
Date Analyzed: 04/08/09, 04/09/09 and 04/10/09

RESULTS FROM THE ANALYSIS OF THE WATER SAMPLES FOR BENZENE, TOLUENE, ETHYLBENZENE, XYLENES AND TPH AS GASOLINE USING EPA METHOD 8021B AND NWTPH-Gx

Results Reported as ug/L (ppb)

Sample ID Laboratory ID	Benzene	Toluene	Ethyl Benzene	Total Xylenes	Gasoline Range	Surrogate (% Recovery) (Limit 52-124)
01MW46-20090407 904084-12	<1	<1	<1	<3	<100	84
01MW15-20090407 904084-13	<1	<1	<1	<3	110	88
MW06-20090407 904084-14	<1	<1	<1	<3	<100	74
02MW02-20090407 904084-15	<1	<1	<1	<3	<100	85
01MW02-20090407 d 904084-16 1/40	2,700	190	700	2,900	18,000	79
01MW62-20090407 904084-17	<1	1	<1	<3	280	90
MW03-20090407 904084-18	5	2	4	18	530	82
01MW97-20090407 904084-19	<1	2	<1	<3	600	82
01MW06-20090407 904084-20	<1	<1	<1	<3	<100	83
02MW12-20090407 d 904084-21 1/20	490	59	920	870	9,600	88
MW99-20090407 d 904084-22 1/10	490	58	920	860	9,400	96
MW04-20090407 904084-23	<1	<1	<1	<3	<100	79

Date of Report: 04/22/09
Date Received: 04/07/09
Project: TOC_01-600_20090407 WORFDB2, F&BI 904084
Date Extracted: 04/08/09 and 04/09/09
Date Analyzed: 04/08/09, 04/09/09 and 04/10/09

RESULTS FROM THE ANALYSIS OF THE WATER SAMPLES FOR BENZENE, TOLUENE, ETHYLBENZENE, XYLENES AND TPH AS GASOLINE USING EPA METHOD 8021B AND NWTPH-Gx

Results Reported as ug/L (ppb)

Sample ID Laboratory ID	Benzene	Toluene	Ethyl Benzene	Total Xylenes	Gasoline Range	Surrogate (% Recovery) (Limit 52-124)
01MW44-20090407 904084-24	17	2	<1	<3	550	77
MW98-20090407 904084-25	<1	<1	<1	<3	<100	81
01MW03-20090407 d 904084-26 1/20	150	6	7	18	990	88
01MW64-20090407 904084-27	<1	<1	<1	<3	<100	89
Method Blank	<1	<1	<1	<3	<100	89
Method Blank	<1	<1	<1	<3	<100	90

Date of Report: 04/22/09
Date Received: 04/07/09
Project: TOC_01-600_20090407 WORFDB2, F&BI 904084
Date Extracted: 04/10/09
Date Analyzed: 04/14/09, 04/15/09, and 04/16/09

RESULTS FROM THE ANALYSIS OF THE WATER SAMPLES FOR TOTAL PETROLEUM HYDROCARBONS AS DIESEL AND MOTOR OIL USING METHOD NWTPH-Dx
Sample Extracts Passed Through a Silica Gel Column Prior to Analysis
Results Reported as ug/L (ppb)

Sample ID Laboratory ID	Diesel Range (C_{10}-C_{25})	Motor Oil Range (C_{25}-C_{36})	Surrogate (% Recovery) (Limit 50-150)
01MW63-20090407 904084-01	<50	<250	121
01MW61-20090407 904084-02	<50	<250	109
02MW14-20090407 904084-03	<50	<250	116
01MW07-20090407 904084-04	<50	<250	110
01MW58-20090407 904084-05	<50	<250	113
02MW13-20090407 904084-06	<50	<250	120
01MW45-20090407 904084-07	<50	<250	124
01MW55-20090407 904084-08	<50	<250	132
01MW60-20090407 904084-09	<50	<250	127
02MW07-20090407 904084-10	<50	<250	123
01MW11-20090407 904084-11	<50	<250	129
01MW46-20090407 904084-12	<50	<250	115

Date of Report: 04/22/09
Date Received: 04/07/09
Project: TOC_01-600_20090407 WORFDB2, F&BI 904084
Date Extracted: 04/10/09
Date Analyzed: 04/14/09, 04/15/09, and 04/16/09

RESULTS FROM THE ANALYSIS OF THE WATER SAMPLES FOR TOTAL PETROLEUM HYDROCARBONS AS DIESEL AND MOTOR OIL USING METHOD NWTPH-Dx
Sample Extracts Passed Through a Silica Gel Column Prior to Analysis
Results Reported as ug/L (ppb)

Sample ID Laboratory ID	Diesel Range (C_{10}-C_{25})	Motor Oil Range (C_{25}-C_{36})	Surrogate (% Recovery) (Limit 50-150)
01MW15-20090407 904084-13	1,600	10,000	121
MW06-20090407 904084-14	<50	<250	114
02MW02-20090407 904084-15	<50	<250	124
01MW02-20090407 904084-16	2,200	<250	122
01MW62-20090407 904084-17	<50	<250	113
MW03-20090407 904084-18	270	<250	121
01MW97-20090407 904084-19	<50	<250	111
01MW06-20090407 904084-20	<50	<250	132
02MW12-20090407 904084-21	680	<250	108
MW99-20090407 904084-22	590	<250	100
MW04-20090407 904084-23	<50	<250	107
01MW44-20090407 904084-24	<50	<250	94

Date of Report: 04/22/09
Date Received: 04/07/09
Project: TOC_01-600_20090407 WORFDB2, F&BI 904084
Date Extracted: 04/10/09
Date Analyzed: 04/14/09, 04/15/09, and 04/16/09

RESULTS FROM THE ANALYSIS OF THE WATER SAMPLES FOR TOTAL PETROLEUM HYDROCARBONS AS DIESEL AND MOTOR OIL USING METHOD NWTPH-Dx
Sample Extracts Passed Through a Silica Gel Column Prior to Analysis
Results Reported as ug/L (ppb)

Sample ID Laboratory ID	Diesel Range (C_{10}-C_{25})	Motor Oil Range (C_{25}-C_{36})	Surrogate (% Recovery) (Limit 50-150)
MW98-20090407 904084-25	<50	<250	101
01MW03-20090407 904084-26	390	<250	112
01MW64-20090407 904084-27	<50	<250	119
Method Blank	<50	<250	108

Analysis For Volatile Compounds By EPA Method 8260C

Client Sample ID:	01MW63-20090407	Client:	Sound Environmental Strategies
Date Received:	04/07/09	Project:	TOC_01-600_20090407 WORFDB2
Date Extracted:	04/08/09	Lab ID:	904084-01
Date Analyzed:	04/08/09	Data File:	040812.D
Matrix:	Water	Instrument:	GCMS4
Units:	ug/L (ppb)	Operator:	MB

Surrogates:	% Recovery:	Lower Limit:	Upper Limit:
1,2-Dichloroethane-d4	105	63	127
Toluene-d8	107	60	129
4-Bromofluorobenzene	106	51	145

Compounds:	Concentration ug/L (ppb)
Vinyl chloride	75
Chloroethane	<1
1,1-Dichloroethene	6.9
Methylene chloride	<5
trans-1,2-Dichloroethene	3.6
1,1-Dichloroethane	<1
cis-1,2-Dichloroethene	340 ve
1,2-Dichloroethane (EDC)	8.8
1,1,1-Trichloroethane	<1
Trichloroethene	7,900 ve
Tetrachloroethene	<1

Analysis For Volatile Compounds By EPA Method 8260C

Client Sample ID:	01MW63-20090407	Client:	Sound Environmental Strategies
Date Received:	04/07/09	Project:	TOC_01-600_20090407 WORFDB2
Date Extracted:	04/09/09	Lab ID:	904084-01 1/200
Date Analyzed:	04/09/09	Data File:	040910.D
Matrix:	Water	Instrument:	GCMS4
Units:	ug/L (ppb)	Operator:	MB

Surrogates:	% Recovery:	Lower Limit:	Upper Limit:
1,2-Dichloroethane-d4	105	63	127
Toluene-d8	106	60	129
4-Bromofluorobenzene	107	51	145

Compounds:	Concentration ug/L (ppb)
Vinyl chloride	77
Chloroethane	<200
1,1-Dichloroethene	<200
Methylene chloride	<1,000
trans-1,2-Dichloroethene	<200
1,1-Dichloroethane	<200
cis-1,2-Dichloroethene	330
1,2-Dichloroethane (EDC)	<200
1,1,1-Trichloroethane	<200
Trichloroethene	12,000
Tetrachloroethene	<200

Analysis For Volatile Compounds By EPA Method 8260C

Client Sample ID:	01MW61-20090407	Client:	Sound Environmental Strategies
Date Received:	04/07/09	Project:	TOC_01-600_20090407 WORFDB2
Date Extracted:	04/09/09	Lab ID:	904084-02
Date Analyzed:	04/10/09	Data File:	040916.D
Matrix:	Water	Instrument:	GCMS4
Units:	ug/L (ppb)	Operator:	MB

Surrogates:	% Recovery:	Lower Limit:	Upper Limit:
1,2-Dichloroethane-d4	99	63	127
Toluene-d8	103	60	129
4-Bromofluorobenzene	108	51	145

Compounds:	Concentration ug/L (ppb)
Vinyl chloride	<0.2
Chloroethane	<1
1,1-Dichloroethene	<1
Methylene chloride	<5
trans-1,2-Dichloroethene	<1
1,1-Dichloroethane	<1
cis-1,2-Dichloroethene	<1
1,2-Dichloroethane (EDC)	<1
1,1,1-Trichloroethane	<1
Trichloroethene	<1
Tetrachloroethene	<1

Analysis For Volatile Compounds By EPA Method 8260C

Client Sample ID:	02MW14-20090407	Client:	Sound Environmental Strategies
Date Received:	04/07/09	Project:	TOC_01-600_20090407 WORFDB2
Date Extracted:	04/09/09	Lab ID:	904084-03
Date Analyzed:	04/10/09	Data File:	040917.D
Matrix:	Water	Instrument:	GCMS4
Units:	ug/L (ppb)	Operator:	MB

Surrogates:	% Recovery:	Lower Limit:	Upper Limit:
1,2-Dichloroethane-d4	102	63	127
Toluene-d8	105	60	129
4-Bromofluorobenzene	108	51	145

Compounds:	Concentration ug/L (ppb)
Vinyl chloride	<0.2
Chloroethane	<1
1,1-Dichloroethene	<1
Methylene chloride	<5
trans-1,2-Dichloroethene	<1
1,1-Dichloroethane	<1
cis-1,2-Dichloroethene	<1
1,2-Dichloroethane (EDC)	<1
1,1,1-Trichloroethane	<1
Trichloroethene	<1
Tetrachloroethene	<1

Analysis For Volatile Compounds By EPA Method 8260C

Client Sample ID:	01MW07-20090407	Client:	Sound Environmental Strategies
Date Received:	04/07/09	Project:	TOC_01-600_20090407 WORFDB2
Date Extracted:	04/09/09	Lab ID:	904084-04
Date Analyzed:	04/10/09	Data File:	040918.D
Matrix:	Water	Instrument:	GCMS4
Units:	ug/L (ppb)	Operator:	MB

Surrogates:	% Recovery:	Lower Limit:	Upper Limit:
1,2-Dichloroethane-d4	101	63	127
Toluene-d8	105	60	129
4-Bromofluorobenzene	110	51	145

Compounds:	Concentration ug/L (ppb)
Vinyl chloride	0.79
Chloroethane	<1
1,1-Dichloroethene	<1
Methylene chloride	<5
trans-1,2-Dichloroethene	<1
1,1-Dichloroethane	<1
cis-1,2-Dichloroethene	<1
1,2-Dichloroethane (EDC)	<1
1,1,1-Trichloroethane	<1
Trichloroethene	4.1
Tetrachloroethene	<1

Analysis For Volatile Compounds By EPA Method 8260C

Client Sample ID:	01MW58-20090407	Client:	Sound Environmental Strategies
Date Received:	04/07/09	Project:	TOC_01-600_20090407 WORFDB2
Date Extracted:	04/09/09	Lab ID:	904084-05
Date Analyzed:	04/10/09	Data File:	040919.D
Matrix:	Water	Instrument:	GCMS4
Units:	ug/L (ppb)	Operator:	MB

Surrogates:	% Recovery:	Lower Limit:	Upper Limit:
1,2-Dichloroethane-d4	101	63	127
Toluene-d8	105	60	129
4-Bromofluorobenzene	107	51	145

Compounds:	Concentration ug/L (ppb)
Vinyl chloride	<0.2
Chloroethane	<1
1,1-Dichloroethene	<1
Methylene chloride	<5
trans-1,2-Dichloroethene	<1
1,1-Dichloroethane	<1
cis-1,2-Dichloroethene	<1
1,2-Dichloroethane (EDC)	<1
1,1,1-Trichloroethane	<1
Trichloroethene	<1
Tetrachloroethene	<1

Analysis For Volatile Compounds By EPA Method 8260C

Client Sample ID:	02MW13-20090407	Client:	Sound Environmental Strategies
Date Received:	04/07/09	Project:	TOC_01-600_20090407 WORFDB2
Date Extracted:	04/08/09	Lab ID:	904084-06
Date Analyzed:	04/08/09	Data File:	040817.D
Matrix:	Water	Instrument:	GCMS4
Units:	ug/L (ppb)	Operator:	MB

Surrogates:	% Recovery:	Lower Limit:	Upper Limit:
1,2-Dichloroethane-d4	100	63	127
Toluene-d8	104	60	129
4-Bromofluorobenzene	108	51	145

Compounds:	Concentration ug/L (ppb)
Vinyl chloride	<0.2
Chloroethane	<1
1,1-Dichloroethene	<1
Methylene chloride	<5
trans-1,2-Dichloroethene	<1
1,1-Dichloroethane	<1
cis-1,2-Dichloroethene	<1
1,2-Dichloroethane (EDC)	<1
1,1,1-Trichloroethane	<1
Trichloroethene	<1
Tetrachloroethene	<1

Analysis For Volatile Compounds By EPA Method 8260C

Client Sample ID:	01MW45-20090407	Client:	Sound Environmental Strategies
Date Received:	04/07/09	Project:	TOC_01-600_20090407 WORFDB2
Date Extracted:	04/08/09	Lab ID:	904084-07
Date Analyzed:	04/08/09	Data File:	040818.D
Matrix:	Water	Instrument:	GCMS4
Units:	ug/L (ppb)	Operator:	MB

Surrogates:	% Recovery:	Lower Limit:	Upper Limit:
1,2-Dichloroethane-d4	100	63	127
Toluene-d8	102	60	129
4-Bromofluorobenzene	105	51	145

Compounds:	Concentration ug/L (ppb)
Vinyl chloride	3.1
Chloroethane	<1
1,1-Dichloroethene	<1
Methylene chloride	<5
trans-1,2-Dichloroethene	<1
1,1-Dichloroethane	<1
cis-1,2-Dichloroethene	74
1,2-Dichloroethane (EDC)	<1
1,1,1-Trichloroethane	<1
Trichloroethene	440 ve
Tetrachloroethene	<1

Analysis For Volatile Compounds By EPA Method 8260C

Client Sample ID:	01MW45-20090407	Client:	Sound Environmental Strategies
Date Received:	04/07/09	Project:	TOC_01-600_20090407 WORFDB2
Date Extracted:	04/09/09	Lab ID:	904084-07 1/10
Date Analyzed:	04/09/09	Data File:	040911.D
Matrix:	Water	Instrument:	GCMS4
Units:	ug/L (ppb)	Operator:	MB

Surrogates:	% Recovery:	Lower Limit:	Upper Limit:
1,2-Dichloroethane-d4	101	63	127
Toluene-d8	105	60	129
4-Bromofluorobenzene	109	51	145

Compounds:	Concentration ug/L (ppb)
Vinyl chloride	2.6
Chloroethane	<10
1,1-Dichloroethene	<10
Methylene chloride	<50
trans-1,2-Dichloroethene	<10
1,1-Dichloroethane	<10
cis-1,2-Dichloroethene	70
1,2-Dichloroethane (EDC)	<10
1,1,1-Trichloroethane	<10
Trichloroethene	440
Tetrachloroethene	<10

Analysis For Volatile Compounds By EPA Method 8260C

Client Sample ID:	01MW55-20090407	Client:	Sound Environmental Strategies
Date Received:	04/07/09	Project:	TOC_01-600_20090407 WORFDB2
Date Extracted:	04/08/09	Lab ID:	904084-08
Date Analyzed:	04/08/09	Data File:	040819.D
Matrix:	Water	Instrument:	GCMS4
Units:	ug/L (ppb)	Operator:	MB

Surrogates:	% Recovery:	Lower Limit:	Upper Limit:
1,2-Dichloroethane-d4	101	63	127
Toluene-d8	107	60	129
4-Bromofluorobenzene	108	51	145

Compounds:	Concentration ug/L (ppb)
Vinyl chloride	260 ve
Chloroethane	<1
1,1-Dichloroethene	19
Methylene chloride	<5
trans-1,2-Dichloroethene	12
1,1-Dichloroethane	<1
cis-1,2-Dichloroethene	1,900 ve
1,2-Dichloroethane (EDC)	1.4
1,1,1-Trichloroethane	<1
Trichloroethene	12,000 ve
Tetrachloroethene	2.1

Analysis For Volatile Compounds By EPA Method 8260C

Client Sample ID:	01MW55-20090407	Client:	Sound Environmental Strategies
Date Received:	04/07/09	Project:	TOC_01-600_20090407 WORFDB2
Date Extracted:	04/09/09	Lab ID:	904084-08 1/1000
Date Analyzed:	04/09/09	Data File:	040912.D
Matrix:	Water	Instrument:	GCMS4
Units:	ug/L (ppb)	Operator:	MB

Surrogates:	% Recovery:	Lower Limit:	Upper Limit:
1,2-Dichloroethane-d4	101	63	127
Toluene-d8	103	60	129
4-Bromofluorobenzene	108	51	145

Compounds:	Concentration ug/L (ppb)
Vinyl chloride	210
Chloroethane	<1,000
1,1-Dichloroethene	<1,000
Methylene chloride	<5,000
trans-1,2-Dichloroethene	<1,000
1,1-Dichloroethane	<1,000
cis-1,2-Dichloroethene	1,400
1,2-Dichloroethane (EDC)	<1,000
1,1,1-Trichloroethane	<1,000
Trichloroethene	19,000
Tetrachloroethene	<1,000

Analysis For Volatile Compounds By EPA Method 8260C

Client Sample ID:	01MW60-20090407	Client:	Sound Environmental Strategies
Date Received:	04/07/09	Project:	TOC_01-600_20090407 WORFDB2
Date Extracted:	04/09/09	Lab ID:	904084-09
Date Analyzed:	04/10/09	Data File:	040925.D
Matrix:	Water	Instrument:	GCMS4
Units:	ug/L (ppb)	Operator:	MB

Surrogates:	% Recovery:	Lower Limit:	Upper Limit:
1,2-Dichloroethane-d4	104	63	127
Toluene-d8	109	60	129
4-Bromofluorobenzene	109	51	145

Compounds:	Concentration ug/L (ppb)
Vinyl chloride	0.23
Chloroethane	<1
1,1-Dichloroethene	<1
Methylene chloride	<5
trans-1,2-Dichloroethene	<1
1,1-Dichloroethane	<1
cis-1,2-Dichloroethene	<1
1,2-Dichloroethane (EDC)	<1
1,1,1-Trichloroethane	<1
Trichloroethene	17
Tetrachloroethene	<1

Analysis For Volatile Compounds By EPA Method 8260C

Client Sample ID:	01MW46-20090407	Client:	Sound Environmental Strategies
Date Received:	04/07/09	Project:	TOC_01-600_20090407 WORFDB2
Date Extracted:	04/09/09	Lab ID:	904084-12
Date Analyzed:	04/10/09	Data File:	040926.D
Matrix:	Water	Instrument:	GCMS4
Units:	ug/L (ppb)	Operator:	MB

Surrogates:	% Recovery:	Lower Limit:	Upper Limit:
1,2-Dichloroethane-d4	100	63	127
Toluene-d8	105	60	129
4-Bromofluorobenzene	107	51	145

Compounds:	Concentration ug/L (ppb)
Vinyl chloride	8.5
Chloroethane	<1
1,1-Dichloroethene	<1
Methylene chloride	<5
trans-1,2-Dichloroethene	<1
1,1-Dichloroethane	<1
cis-1,2-Dichloroethene	<1
1,2-Dichloroethane (EDC)	<1
1,1,1-Trichloroethane	<1
Trichloroethene	1.9
Tetrachloroethene	<1

Analysis For Volatile Compounds By EPA Method 8260C

Client Sample ID:	01MW15-20090407	Client:	Sound Environmental Strategies
Date Received:	04/07/09	Project:	TOC_01-600_20090407 WORFDB2
Date Extracted:	04/09/09	Lab ID:	904084-13
Date Analyzed:	04/10/09	Data File:	040927.D
Matrix:	Water	Instrument:	GCMS4
Units:	ug/L (ppb)	Operator:	MB

Surrogates:	% Recovery:	Lower Limit:	Upper Limit:
1,2-Dichloroethane-d4	103	63	127
Toluene-d8	106	60	129
4-Bromofluorobenzene	108	51	145

Compounds:	Concentration ug/L (ppb)
Vinyl chloride	4.9
Chloroethane	<1
1,1-Dichloroethene	<1
Methylene chloride	<5
trans-1,2-Dichloroethene	<1
1,1-Dichloroethane	<1
cis-1,2-Dichloroethene	17
1,2-Dichloroethane (EDC)	<1
1,1,1-Trichloroethane	<1
Trichloroethene	34
Tetrachloroethene	<1

Analysis For Volatile Compounds By EPA Method 8260C

Client Sample ID:	MW06-20090407	Client:	Sound Environmental Strategies
Date Received:	04/07/09	Project:	TOC_01-600_20090407 WORFDB2
Date Extracted:	04/09/09	Lab ID:	904084-14
Date Analyzed:	04/10/09	Data File:	040928.D
Matrix:	Water	Instrument:	GCMS4
Units:	ug/L (ppb)	Operator:	MB

Surrogates:	% Recovery:	Lower Limit:	Upper Limit:
1,2-Dichloroethane-d4	99	63	127
Toluene-d8	104	60	129
4-Bromofluorobenzene	106	51	145

Compounds:	Concentration ug/L (ppb)
Vinyl chloride	0.82
Chloroethane	<1
1,1-Dichloroethene	<1
Methylene chloride	<5
trans-1,2-Dichloroethene	<1
1,1-Dichloroethane	<1
cis-1,2-Dichloroethene	<1
1,2-Dichloroethane (EDC)	<1
1,1,1-Trichloroethane	<1
Trichloroethene	<1
Tetrachloroethene	<1

Analysis For Volatile Compounds By EPA Method 8260C

Client Sample ID:	01MW62-20090407	Client:	Sound Environmental Strategies
Date Received:	04/07/09	Project:	TOC_01-600_20090407 WORFDB2
Date Extracted:	04/08/09	Lab ID:	904084-17
Date Analyzed:	04/09/09	Data File:	040829.D
Matrix:	Water	Instrument:	GCMS4
Units:	ug/L (ppb)	Operator:	MB

Surrogates:	% Recovery:	Lower Limit:	Upper Limit:
1,2-Dichloroethane-d4	105	63	127
Toluene-d8	106	60	129
4-Bromofluorobenzene	106	51	145

Compounds:	Concentration ug/L (ppb)
Vinyl chloride	<0.2
Chloroethane	<1
1,1-Dichloroethene	<1
Methylene chloride	<5
trans-1,2-Dichloroethene	<1
1,1-Dichloroethane	<1
cis-1,2-Dichloroethene	1.7
1,2-Dichloroethane (EDC)	<1
1,1,1-Trichloroethane	<1
Trichloroethene	830 ve
Tetrachloroethene	<1

Analysis For Volatile Compounds By EPA Method 8260C

Client Sample ID:	01MW62-20090407	Client:	Sound Environmental Strategies
Date Received:	04/07/09	Project:	TOC_01-600_20090407 WORFDB2
Date Extracted:	04/09/09	Lab ID:	904084-17 1/100
Date Analyzed:	04/09/09	Data File:	040913.D
Matrix:	Water	Instrument:	GCMS4
Units:	ug/L (ppb)	Operator:	MB

Surrogates:	% Recovery:	Lower Limit:	Upper Limit:
1,2-Dichloroethane-d4	104	63	127
Toluene-d8	106	60	129
4-Bromofluorobenzene	110	51	145

Compounds:	Concentration ug/L (ppb)
Vinyl chloride	<20
Chloroethane	<100
1,1-Dichloroethene	<100
Methylene chloride	<500
trans-1,2-Dichloroethene	<100
1,1-Dichloroethane	<100
cis-1,2-Dichloroethene	<100
1,2-Dichloroethane (EDC)	<100
1,1,1-Trichloroethane	<100
Trichloroethene	1,300
Tetrachloroethene	<100

Analysis For Volatile Compounds By EPA Method 8260C

Client Sample ID:	MW03-20090407	Client:	Sound Environmental Strategies
Date Received:	04/07/09	Project:	TOC_01-600_20090407 WORFDB2
Date Extracted:	04/09/09	Lab ID:	904084-18
Date Analyzed:	04/10/09	Data File:	040929.D
Matrix:	Water	Instrument:	GCMS4
Units:	ug/L (ppb)	Operator:	MB

Surrogates:	% Recovery:	Lower Limit:	Upper Limit:
1,2-Dichloroethane-d4	101	63	127
Toluene-d8	106	60	129
4-Bromofluorobenzene	106	51	145

Compounds:	Concentration ug/L (ppb)
Vinyl chloride	0.58
Chloroethane	<1
1,1-Dichloroethene	<1
Methylene chloride	<5
trans-1,2-Dichloroethene	<1
1,1-Dichloroethane	<1
cis-1,2-Dichloroethene	23
1,2-Dichloroethane (EDC)	<1
1,1,1-Trichloroethane	<1
Trichloroethene	1.3
Tetrachloroethene	<1

Analysis For Volatile Compounds By EPA Method 8260C

Client Sample ID:	01MW97-20090407	Client:	Sound Environmental Strategies
Date Received:	04/07/09	Project:	TOC_01-600_20090407 WORFDB2
Date Extracted:	04/08/09	Lab ID:	904084-19
Date Analyzed:	04/09/09	Data File:	040831.D
Matrix:	Water	Instrument:	GCMS4
Units:	ug/L (ppb)	Operator:	MB

Surrogates:	% Recovery:	Lower Limit:	Upper Limit:
1,2-Dichloroethane-d4	98	63	127
Toluene-d8	101	60	129
4-Bromofluorobenzene	102	51	145

Compounds:	Concentration ug/L (ppb)
Vinyl chloride	0.26 ca
Chloroethane	<1
1,1-Dichloroethene	<1
Methylene chloride	<5
trans-1,2-Dichloroethene	<1
1,1-Dichloroethane	<1
cis-1,2-Dichloroethene	4.7
1,2-Dichloroethane (EDC)	<1
1,1,1-Trichloroethane	<1
Trichloroethene	2,200 ve
Tetrachloroethene	<1

Analysis For Volatile Compounds By EPA Method 8260C

Client Sample ID:	01MW97-20090407	Client:	Sound Environmental Strategies
Date Received:	04/07/09	Project:	TOC_01-600_20090407 WORFDB2
Date Extracted:	04/09/09	Lab ID:	904084-19 1/500
Date Analyzed:	04/09/09	Data File:	040914.D
Matrix:	Water	Instrument:	GCMS4
Units:	ug/L (ppb)	Operator:	MB

Surrogates:	% Recovery:	Lower Limit:	Upper Limit:
1,2-Dichloroethane-d4	103	63	127
Toluene-d8	106	60	129
4-Bromofluorobenzene	110	51	145

Compounds:	Concentration ug/L (ppb)
Vinyl chloride	<100
Chloroethane	<500
1,1-Dichloroethene	<500
Methylene chloride	<2,500
trans-1,2-Dichloroethene	<500
1,1-Dichloroethane	<500
cis-1,2-Dichloroethene	<500
1,2-Dichloroethane (EDC)	<500
1,1,1-Trichloroethane	<500
Trichloroethene	3,900
Tetrachloroethene	<500

Analysis For Volatile Compounds By EPA Method 8260C

Client Sample ID:	01MW06-20090407	Client:	Sound Environmental Strategies
Date Received:	04/07/09	Project:	TOC_01-600_20090407 WORFDB2
Date Extracted:	04/09/09	Lab ID:	904084-20
Date Analyzed:	04/10/09	Data File:	040930.D
Matrix:	Water	Instrument:	GCMS4
Units:	ug/L (ppb)	Operator:	MB

Surrogates:	% Recovery:	Lower Limit:	Upper Limit:
1,2-Dichloroethane-d4	100	63	127
Toluene-d8	102	60	129
4-Bromofluorobenzene	106	51	145

Compounds:	Concentration ug/L (ppb)
Vinyl chloride	<0.2
Chloroethane	<1
1,1-Dichloroethene	<1
Methylene chloride	<5
trans-1,2-Dichloroethene	<1
1,1-Dichloroethane	<1
cis-1,2-Dichloroethene	<1
1,2-Dichloroethane (EDC)	<1
1,1,1-Trichloroethane	<1
Trichloroethene	<1
Tetrachloroethene	<1

Analysis For Volatile Compounds By EPA Method 8260C

Client Sample ID:	MW04-20090407	Client:	Sound Environmental Strategies
Date Received:	04/07/09	Project:	TOC_01-600_20090407 WORFDB2
Date Extracted:	04/09/09	Lab ID:	904084-23
Date Analyzed:	04/10/09	Data File:	040931.D
Matrix:	Water	Instrument:	GCMS4
Units:	ug/L (ppb)	Operator:	MB

Surrogates:	% Recovery:	Lower Limit:	Upper Limit:
1,2-Dichloroethane-d4	102	63	127
Toluene-d8	105	60	129
4-Bromofluorobenzene	111	51	145

Compounds:	Concentration ug/L (ppb)
Vinyl chloride	0.83
Chloroethane	<1
1,1-Dichloroethene	<1
Methylene chloride	<5
trans-1,2-Dichloroethene	<1
1,1-Dichloroethane	<1
cis-1,2-Dichloroethene	2.1
1,2-Dichloroethane (EDC)	<1
1,1,1-Trichloroethane	<1
Trichloroethene	31
Tetrachloroethene	<1

Analysis For Volatile Compounds By EPA Method 8260C

Client Sample ID:	01MW44-20090407	Client:	Sound Environmental Strategies
Date Received:	04/07/09	Project:	TOC_01-600_20090407 WORFDB2
Date Extracted:	04/08/09	Lab ID:	904084-24
Date Analyzed:	04/09/09	Data File:	040834.D
Matrix:	Water	Instrument:	GCMS4
Units:	ug/L (ppb)	Operator:	MB

Surrogates:	% Recovery:	Lower Limit:	Upper Limit:
1,2-Dichloroethane-d4	102	63	127
Toluene-d8	107	60	129
4-Bromofluorobenzene	108	51	145

Compounds:	Concentration ug/L (ppb)
Vinyl chloride	10
Chloroethane	<1
1,1-Dichloroethene	1.3
Methylene chloride	<5
trans-1,2-Dichloroethene	<1
1,1-Dichloroethane	<1
cis-1,2-Dichloroethene	70
1,2-Dichloroethane (EDC)	4.1
1,1,1-Trichloroethane	<1
Trichloroethene	1,400 ve
Tetrachloroethene	<1

Analysis For Volatile Compounds By EPA Method 8260C

Client Sample ID:	01MW44-20090407	Client:	Sound Environmental Strategies
Date Received:	04/07/09	Project:	TOC_01-600_20090407 WORFDB2
Date Extracted:	04/09/09	Lab ID:	904084-24 1/10
Date Analyzed:	04/10/09	Data File:	040915.D
Matrix:	Water	Instrument:	GCMS4
Units:	ug/L (ppb)	Operator:	MB

Surrogates:	% Recovery:	Lower Limit:	Upper Limit:
1,2-Dichloroethane-d4	103	63	127
Toluene-d8	106	60	129
4-Bromofluorobenzene	110	51	145

Compounds:	Concentration ug/L (ppb)
Vinyl chloride	9.5
Chloroethane	<10
1,1-Dichloroethene	<10
Methylene chloride	<50
trans-1,2-Dichloroethene	<10
1,1-Dichloroethane	<10
cis-1,2-Dichloroethene	59
1,2-Dichloroethane (EDC)	<10
1,1,1-Trichloroethane	<10
Trichloroethene	1,200
Tetrachloroethene	<10

Analysis For Volatile Compounds By EPA Method 8260C

Client Sample ID:	MW98-20090407	Client:	Sound Environmental Strategies
Date Received:	04/07/09	Project:	TOC_01-600_20090407 WORFDB2
Date Extracted:	04/09/09	Lab ID:	904084-25
Date Analyzed:	04/10/09	Data File:	040932.D
Matrix:	Water	Instrument:	GCMS4
Units:	ug/L (ppb)	Operator:	MB

Surrogates:	% Recovery:	Lower Limit:	Upper Limit:
1,2-Dichloroethane-d4	102	63	127
Toluene-d8	103	60	129
4-Bromofluorobenzene	110	51	145

Compounds:	Concentration ug/L (ppb)
Vinyl chloride	0.86
Chloroethane	<1
1,1-Dichloroethene	<1
Methylene chloride	<5
trans-1,2-Dichloroethene	<1
1,1-Dichloroethane	<1
cis-1,2-Dichloroethene	2.0
1,2-Dichloroethane (EDC)	<1
1,1,1-Trichloroethane	<1
Trichloroethene	31
Tetrachloroethene	<1

Analysis For Volatile Compounds By EPA Method 8260C

Client Sample ID:	01MW64-20090407	Client:	Sound Environmental Strategies
Date Received:	04/07/09	Project:	TOC_01-600_20090407 WORFDB2
Date Extracted:	04/09/09	Lab ID:	904084-27
Date Analyzed:	04/10/09	Data File:	040933.D
Matrix:	Water	Instrument:	GCMS4
Units:	ug/L (ppb)	Operator:	MB

Surrogates:	% Recovery:	Lower Limit:	Upper Limit:
1,2-Dichloroethane-d4	99	63	127
Toluene-d8	105	60	129
4-Bromofluorobenzene	109	51	145

Compounds:	Concentration ug/L (ppb)
Vinyl chloride	<0.2
Chloroethane	<1
1,1-Dichloroethene	<1
Methylene chloride	<5
trans-1,2-Dichloroethene	<1
1,1-Dichloroethane	<1
cis-1,2-Dichloroethene	<1
1,2-Dichloroethane (EDC)	<1
1,1,1-Trichloroethane	<1
Trichloroethene	9.0
Tetrachloroethene	<1

Analysis For Volatile Compounds By EPA Method 8260C

Client Sample ID:	Method Blank	Client:	Sound Environmental Strategies
Date Received:	NA	Project:	TOC_01-600_20090407 WORFDB2
Date Extracted:	04/08/09	Lab ID:	090462 mb
Date Analyzed:	04/08/09	Data File:	040806.D
Matrix:	Water	Instrument:	GCMS4
Units:	ug/L (ppb)	Operator:	MB

Surrogates:	% Recovery:	Lower Limit:	Upper Limit:
1,2-Dichloroethane-d4	101	63	127
Toluene-d8	103	60	129
4-Bromofluorobenzene	106	51	145

Compounds:	Concentration ug/L (ppb)
Vinyl chloride	<0.2
Chloroethane	<1
1,1-Dichloroethene	<1
Methylene chloride	<5
trans-1,2-Dichloroethene	<1
1,1-Dichloroethane	<1
cis-1,2-Dichloroethene	<1
1,2-Dichloroethane (EDC)	<1
1,1,1-Trichloroethane	<1
Trichloroethene	<1
Tetrachloroethene	<1

Analysis For Volatile Compounds By EPA Method 8260C

Client Sample ID:	Method Blank	Client:	Sound Environmental Strategies
Date Received:	NA	Project:	TOC_01-600_20090407 WORFDB2
Date Extracted:	04/09/09	Lab ID:	090463 mb
Date Analyzed:	04/09/09	Data File:	040905.D
Matrix:	Water	Instrument:	GCMS4
Units:	ug/L (ppb)	Operator:	MB

Surrogates:	% Recovery:	Lower Limit:	Upper Limit:
1,2-Dichloroethane-d4	104	63	127
Toluene-d8	103	60	129
4-Bromofluorobenzene	106	51	145

Compounds:	Concentration ug/L (ppb)
Vinyl chloride	<0.2
Chloroethane	<1
1,1-Dichloroethene	<1
Methylene chloride	<5
trans-1,2-Dichloroethene	<1
1,1-Dichloroethane	<1
cis-1,2-Dichloroethene	<1
1,2-Dichloroethane (EDC)	<1
1,1,1-Trichloroethane	<1
Trichloroethene	<1
Tetrachloroethene	<1

Analysis For Semivolatile Compounds By EPA Method 8270D SIM

Client Sample ID:	01MW03-20090407	Client:	Sound Environmental Strategies
Date Received:	04/07/09	Project:	TOC_01-600_20090407 WORFDB2
Date Extracted:	04/08/09	Lab ID:	904084-26
Date Analyzed:	04/11/09	Data File:	041028.D
Matrix:	Water	Instrument:	GCMS3
Units:	ug/L (ppb)	Operator:	ya

Surrogates:	% Recovery:	Lower Limit:	Upper Limit:
2-Fluorophenol	60	19	87
Phenol-d6	41	12	56
2,4,6-Tribromophenol	80	10	154

Compounds:	Concentration ug/L (ppb)
Pentachlorophenol	<0.5

Analysis For Semivolatile Compounds By EPA Method 8270D SIM

Client Sample ID:	Method Blank	Client:	Sound Environmental Strategies
Date Received:	NA	Project:	TOC_01-600_20090407 WORFDB2
Date Extracted:	04/08/09	Lab ID:	09479mb
Date Analyzed:	04/10/09	Data File:	041007.D
Matrix:	Water	Instrument:	GCMS3
Units:	ug/L (ppb)	Operator:	ya

Surrogates:	% Recovery:	Lower Limit:	Upper Limit:
2-Fluorophenol	56	19	87
Phenol-d6	37	12	56
2,4,6-Tribromophenol	84	10	154

Compounds:	Concentration ug/L (ppb)
Pentachlorophenol	<0.5

Date of Report: 04/22/09
Date Received: 04/07/09
Project: TOC_01-600_20090407 WORFDB2, F&BI 904084

QUALITY ASSURANCE RESULTS FOR THE ANALYSIS OF WATER SAMPLES FOR BENZENE, TOLUENE, ETHYLBENZENE, XYLENES, AND TPH AS GASOLINE USING EPA METHOD 8021B AND NWTPH-Gx

Laboratory Code: 904066-04 (Duplicate)

Analyte	Reporting Units	Sample Result	Duplicate Result	Relative Percent Difference (Limit 20)
Benzene	ug/L (ppb)	<1	<1	nm
Toluene	ug/L (ppb)	<1	<1	nm
Ethylbenzene	ug/L (ppb)	<1	<1	nm
Xylenes	ug/L (ppb)	<3	<3	nm
Gasoline	ug/L (ppb)	<100	<100	nm

Laboratory Code: Laboratory Control Sample

Analyte	Reporting Units	Spike Level	Percent Recovery LCS	Acceptance Criteria
Benzene	ug/L (ppb)	50	101	65-118
Toluene	ug/L (ppb)	50	101	72-122
Ethylbenzene	ug/L (ppb)	50	103	73-126
Xylenes	ug/L (ppb)	150	102	74-118
Gasoline	ug/L (ppb)	1,000	100	69-134

Date of Report: 04/22/09
Date Received: 04/07/09
Project: TOC_01-600_20090407 WORFDB2, F&BI 904084

QUALITY ASSURANCE RESULTS FOR THE ANALYSIS OF WATER SAMPLES FOR BENZENE, TOLUENE, ETHYLBENZENE, XYLENES, AND TPH AS GASOLINE USING EPA METHOD 8021B AND NWTPH-Gx

Laboratory Code: 904084-15 (Duplicate)

Analyte	Reporting Units	Sample Result	Duplicate Result	Relative Percent Difference (Limit 20)
Benzene	ug/L (ppb)	<1	<1	nm
Toluene	ug/L (ppb)	<1	<1	nm
Ethylbenzene	ug/L (ppb)	<1	<1	nm
Xylenes	ug/L (ppb)	<3	<3	nm
Gasoline	ug/L (ppb)	<100	<100	nm

Laboratory Code: Laboratory Control Sample

Analyte	Reporting Units	Spike Level	Percent Recovery LCS	Acceptance Criteria
Benzene	ug/L (ppb)	50	101	65-118
Toluene	ug/L (ppb)	50	101	72-122
Ethylbenzene	ug/L (ppb)	50	102	73-126
Xylenes	ug/L (ppb)	150	102	74-118
Gasoline	ug/L (ppb)	1,000	102	69-134

Date of Report: 04/22/09
Date Received: 04/07/09
Project: TOC_01-600_20090407 WORFDB2, F&BI 904084

QUALITY ASSURANCE RESULTS FOR THE ANALYSIS OF WATER SAMPLES FOR TOTAL PETROLEUM HYDROCARBONS AS DIESEL EXTENDED USING METHOD NWTPH-Dx

Laboratory Code: Laboratory Control Sample Silica Gel

Analyte	Reporting Units	Spike Level	Percent Recovery LCS	Percent Recovery LCSD	Acceptance Criteria	RPD (Limit 20)
Diesel Extended	ug/L (ppb)	2,500	86	91	69-135	6

Date of Report: 04/22/09
Date Received: 04/07/09
Project: TOC_01-600_20090407 WORFDB2, F&BI 904084

QUALITY ASSURANCE RESULTS FOR THE ANALYSIS OF WATER SAMPLES FOR TOTAL PETROLEUM HYDROCARBONS AS DIESEL EXTENDED USING METHOD NWTPH-Dx

Laboratory Code: Laboratory Control Sample Silica Gel

Analyte	Reporting Units	Spike Level	Percent Recovery LCS	Percent Recovery LCSD	Acceptance Criteria	RPD (Limit 20)
Diesel Extended	ug/L (ppb)	2,500	112	122	69-135	9

Date of Report: 04/22/09
Date Received: 04/07/09
Project: TOC_01-600_20090407 WORFDB2, F&BI 904084

QUALITY ASSURANCE RESULTS FOR THE ANALYSIS OF WATER SAMPLES FOR VOLATILES BY EPA METHOD 8260C

Laboratory Code: 904075-01 (Duplicate)

Analyte	Reporting Units	Sample Result	Duplicate Result	Relative Percent Difference (Limit 20)
Vinyl chloride	ug/L (ppb)	<0.2	<0.2	nm
Chloroethane	ug/L (ppb)	<1	<1	nm
1,1-Dichloroethene	ug/L (ppb)	<1	<1	nm
Methylene chloride	ug/L (ppb)	<5	<5	nm
trans-1,2-Dichloroethene	ug/L (ppb)	<1	<1	nm
1,1-Dichloroethane	ug/L (ppb)	<1	<1	nm
cis-1,2-Dichloroethene	ug/L (ppb)	<1	<1	nm
1,2-Dichloroethane (EDC)	ug/L (ppb)	<1	<1	nm
1,1,1-Trichloroethane	ug/L (ppb)	<1	<1	nm
Trichloroethene	ug/L (ppb)	<1	<1	nm
Tetrachloroethene	ug/L (ppb)	<1	<1	nm

Laboratory Code: Laboratory Control Sample

Analyte	Reporting Units	Spike Level	Percent Recovery LCS	Percent Recovery LCSD	Acceptance Criteria	RPD (Limit 20)
Vinyl chloride	ug/L (ppb)	50	99	97	64-134	2
Chloroethane	ug/L (ppb)	50	107	104	58-146	3
1,1-Dichloroethene	ug/L (ppb)	50	103	98	70-132	5
Methylene chloride	ug/L (ppb)	50	101	98	70-124	3
trans-1,2-Dichloroethene	ug/L (ppb)	50	98	94	81-122	4
1,1-Dichloroethane	ug/L (ppb)	50	103	98	85-118	5
cis-1,2-Dichloroethene	ug/L (ppb)	50	104	100	82-122	4
1,2-Dichloroethane (EDC)	ug/L (ppb)	50	114	111	82-127	3
1,1,1-Trichloroethane	ug/L (ppb)	50	106	104	85-130	2
Trichloroethene	ug/L (ppb)	50	102	100	84-119	2
Tetrachloroethene	ug/L (ppb)	50	92	89	83-119	3

Date of Report: 04/22/09
Date Received: 04/07/09
Project: TOC_01-600_20090407 WORFDB2, F&BI 904084

QUALITY ASSURANCE RESULTS FOR THE ANALYSIS OF WATER SAMPLES FOR VOLATILES BY EPA METHOD 8260C

Laboratory Code: 904084-23 (Duplicate)

Analyte	Reporting Units	Sample Result	Duplicate Result	Relative Percent Difference (Limit 20)
Vinyl chloride	ug/L (ppb)	0.83	0.84	1
Chloroethane	ug/L (ppb)	<1	<1	nm
1,1-Dichloroethene	ug/L (ppb)	<1	<1	nm
Methylene chloride	ug/L (ppb)	<5	<5	nm
trans-1,2-Dichloroethene	ug/L (ppb)	<1	<1	nm
1,1-Dichloroethane	ug/L (ppb)	<1	<1	nm
cis-1,2-Dichloroethene	ug/L (ppb)	2.1	1.8	15
1,2-Dichloroethane (EDC)	ug/L (ppb)	<1	<1	nm
1,1,1-Trichloroethane	ug/L (ppb)	<1	<1	nm
Trichloroethene	ug/L (ppb)	31	29	7
Tetrachloroethene	ug/L (ppb)	<1	<1	nm

Laboratory Code: Laboratory Control Sample

Analyte	Reporting Units	Spike Level	Percent Recovery LCS	Percent Recovery LCSD	Acceptance Criteria	RPD (Limit 20)
Vinyl chloride	ug/L (ppb)	50	103	97	64-134	6
Chloroethane	ug/L (ppb)	50	106	97	58-146	9
1,1-Dichloroethene	ug/L (ppb)	50	107	101	70-132	6
Methylene chloride	ug/L (ppb)	50	105	99	70-124	6
trans-1,2-Dichloroethene	ug/L (ppb)	50	100	93	81-122	7
1,1-Dichloroethane	ug/L (ppb)	50	103	98	85-118	5
cis-1,2-Dichloroethene	ug/L (ppb)	50	102	98	82-122	4
1,2-Dichloroethane (EDC)	ug/L (ppb)	50	111	106	82-127	5
1,1,1-Trichloroethane	ug/L (ppb)	50	105	99	85-130	6
Trichloroethene	ug/L (ppb)	50	101	97	84-119	4
Tetrachloroethene	ug/L (ppb)	50	92	91	83-119	1

Date of Report: 04/22/09
Date Received: 04/07/09
Project: TOC_01-600_20090407 WORFDB2, F&BI 904084

QUALITY ASSURANCE RESULTS FOR THE ANALYSIS OF WATER SAMPLES FOR PNA'S BY EPA METHOD 8270D SIM

Laboratory Code: Laboratory Control Sample

Analyte	Reporting Units	Spike Level	Percent Recovery LCS	Percent Recovery LCSD	Acceptance Criteria	RPD (Limit 20)
Pentachlorophenol	ug/L (ppb)	7.5	53	60	15-124	12

Data Qualifiers & Definitions

a - The analyte was detected at a level less than five times the reporting limit. The RPD results may not provide reliable information on the variability of the analysis.

A1 – More than one compound of similar molecule structure was identified with equal probability.

b - The analyte was spiked at a level that was less than five times that present in the sample. Matrix spike recoveries may not be meaningful.

ca - The calibration results for this range fell outside of acceptance criteria. The value reported is an estimate.

c - The presence of the analyte indicated may be due to carryover from previous sample injections.

d - The sample was diluted. Detection limits may be raised due to dilution.

ds - The sample was diluted. Detection limits are raised due to dilution and surrogate recoveries may not be meaningful.

dv - Insufficient sample was available to achieve normal reporting limits and limits are raised accordingly.

fb - The analyte indicated was found in the method blank. The result should be considered an estimate.

fc – The compound is a common laboratory and field contaminant.

hr - The sample and duplicate were reextracted and reanalyzed. RPD results were still outside of control limits. The variability is attributed to sample inhomogeneity.

ht - The sample was extracted outside of holding time. Results should be considered estimates.

ip - Recovery fell outside of normal control limits. Compounds in the sample matrix interfered with the quantitation of the analyte.

j – The result is below normal reporting limits. The value reported is an estimate.

J - The internal standard associated with the analyte is out of control limits. The reported concentration is an estimate.

jl - The analyte result in the laboratory control sample is out of control limits. The reported concentration should be considered an estimate.

jr - The rpd result in laboratory control sample associated with the analyte is out of control limits. The reported concentration should be considered an estimate.

js - The surrogate associated with the analyte is out of control limits. The reported concentration should be considered an estimate.

lc - The presence of the compound indicated is likely due to laboratory contamination.

L - The reported concentration was generated from a library search.

nm - The analyte was not detected in one or more of the duplicate analyses. Therefore, calculation of the RPD is not applicable.

pc – The sample was received in a container not approved by the method. The value reported should be considered an estimate.

pr – The sample was received with incorrect preservation. The value reported should be considered an estimate.

ve - The value reported exceeded the calibration range established for the analyte. The reported concentration should be considered an estimate.

vo - The value reported fell outside the control limits established for this analyte.

x - The pattern of peaks present is not indicative of diesel.

y - The pattern of peaks present is not indicative of motor oil.

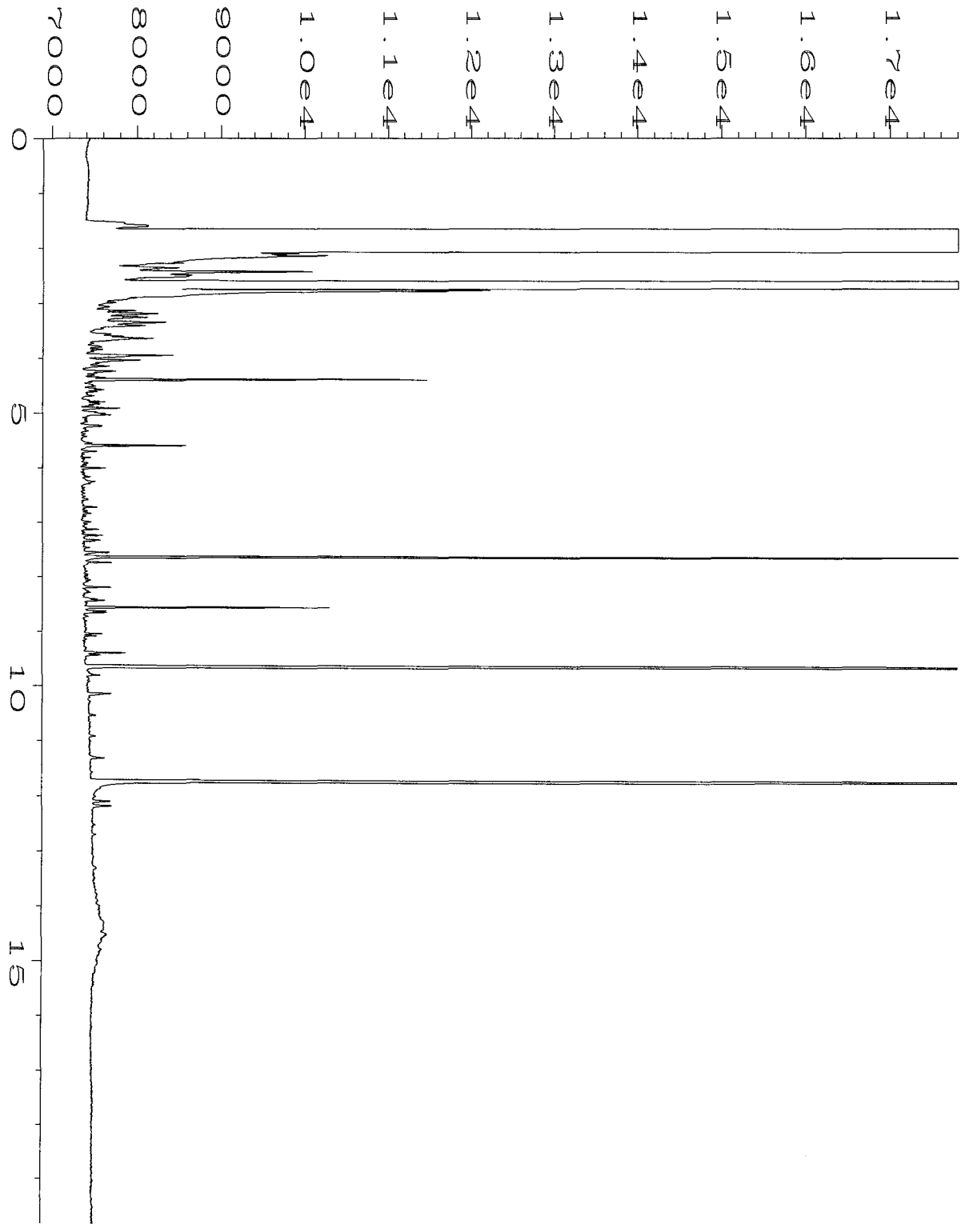

Data File Name : C:\HPCHEM\1\DATA\04-15-09\009F0301.D
Operator : ay
Instrument : GC1
Sample Name : 904084-01 sg
Run Time Bar Code:
Acquired on : 15 Apr 09 12:33 PM
Report Created on: 21 Apr 09 04:14 PM

Page Number : 1
Vial Number : 9
Injection Number : 1
Sequence Line : 3
Instrument Method: TPHD.MTH
Analysis Method : TPHD.MTH

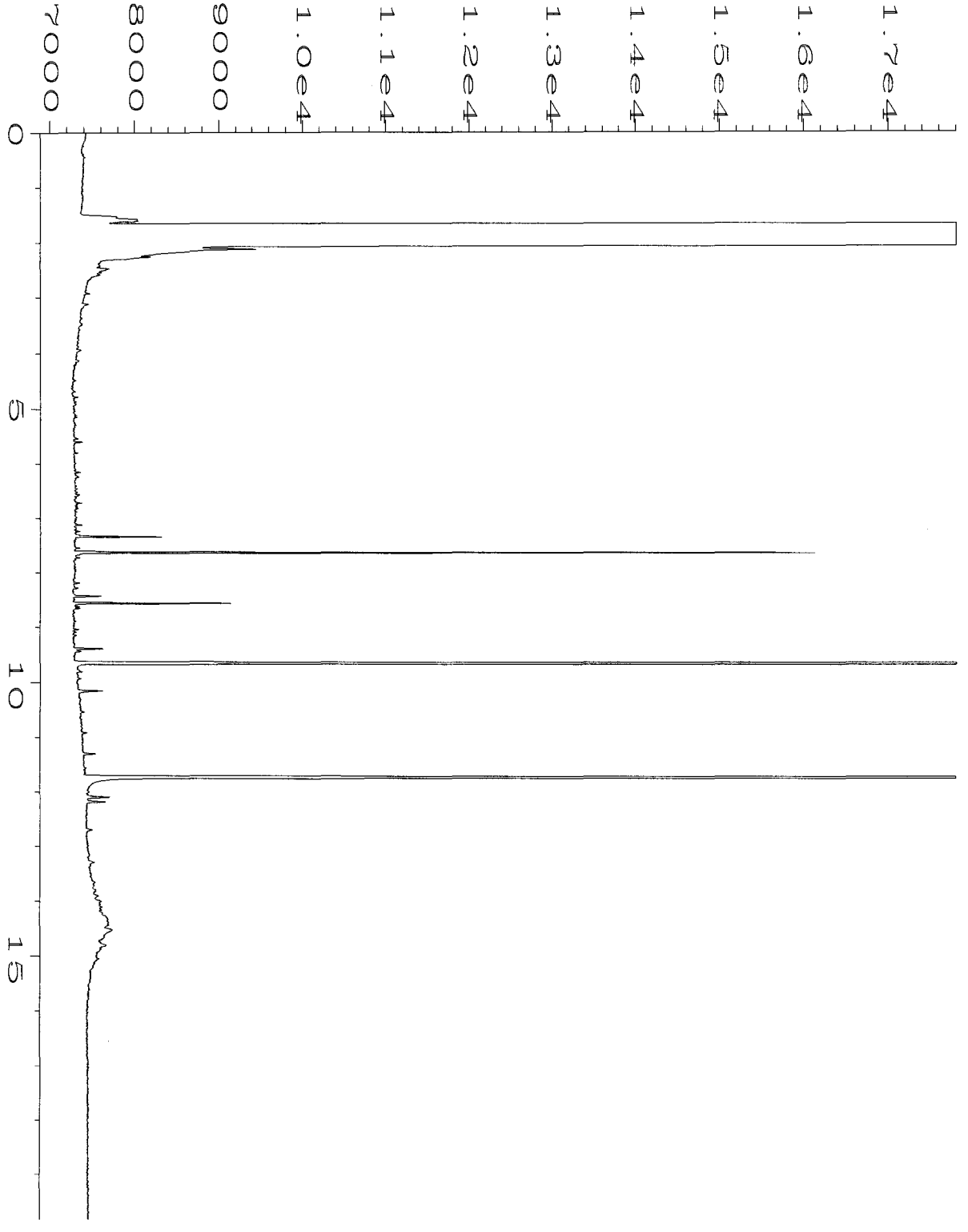

Data File Name : C:\HPCHEM\1\DATA\04-15-09\010F0301.D
Operator : ay
Instrument : GC1
Sample Name : 904084-02 sg
Run Time Bar Code:
Acquired on : 15 Apr 09 01:00 PM
Report Created on: 21 Apr 09 04:15 PM

Page Number : 1
Vial Number : 10
Injection Number : 1
Sequence Line : 3
Instrument Method: TPHD.MTH
Analysis Method : TPHD.MTH

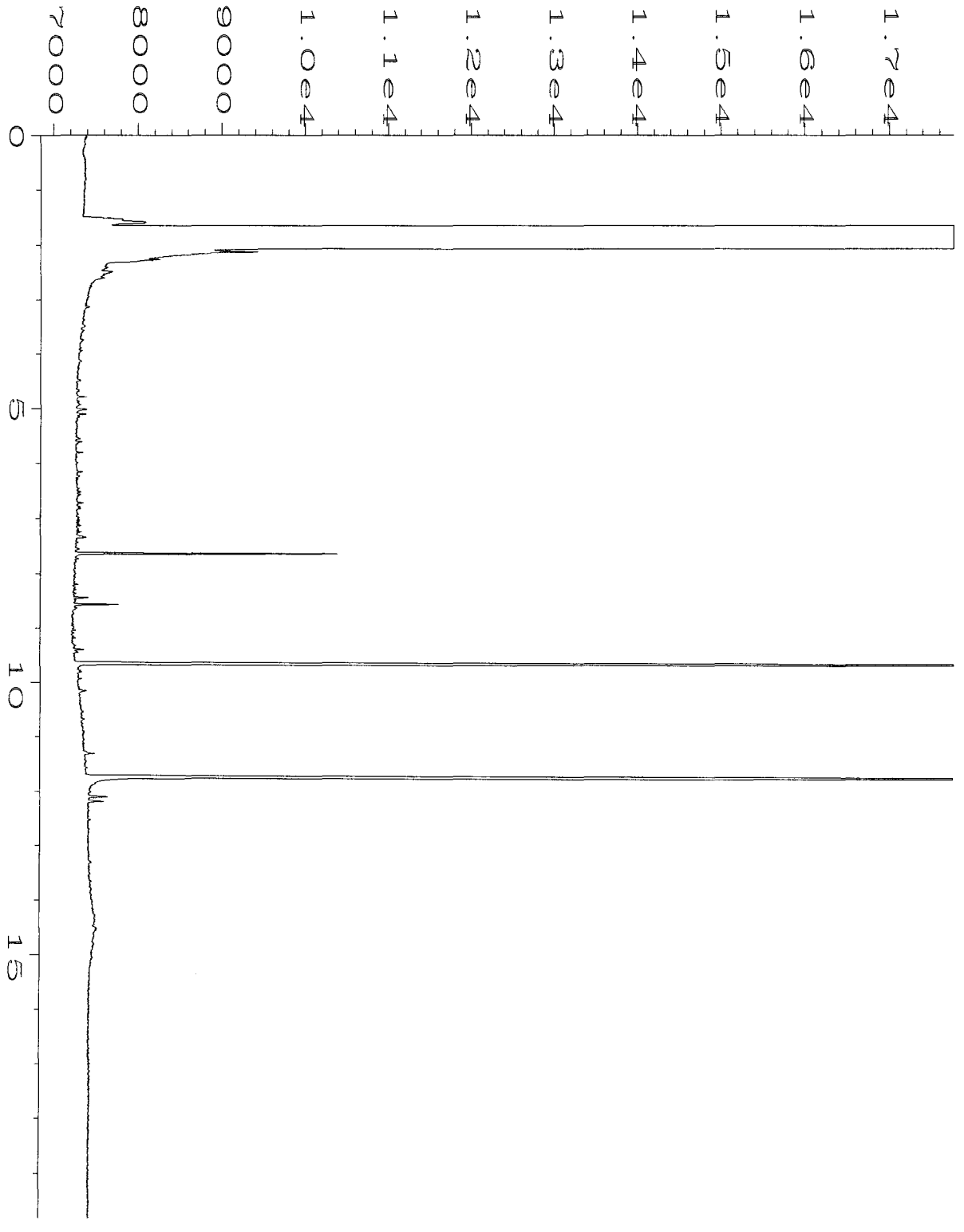

Data File Name : C:\HPCHEM\1\DATA\04-15-09\011F0301.D
Operator : ay
Instrument : GC1
Sample Name : 904084-03 sg
Run Time Bar Code:
Acquired on : 15 Apr 09 01:26 PM
Report Created on: 21 Apr 09 04:20 PM

Page Number : 1
Vial Number : 11
Injection Number : 1
Sequence Line : 3
Instrument Method: TPHD.MTH
Analysis Method : TPHD.MTH

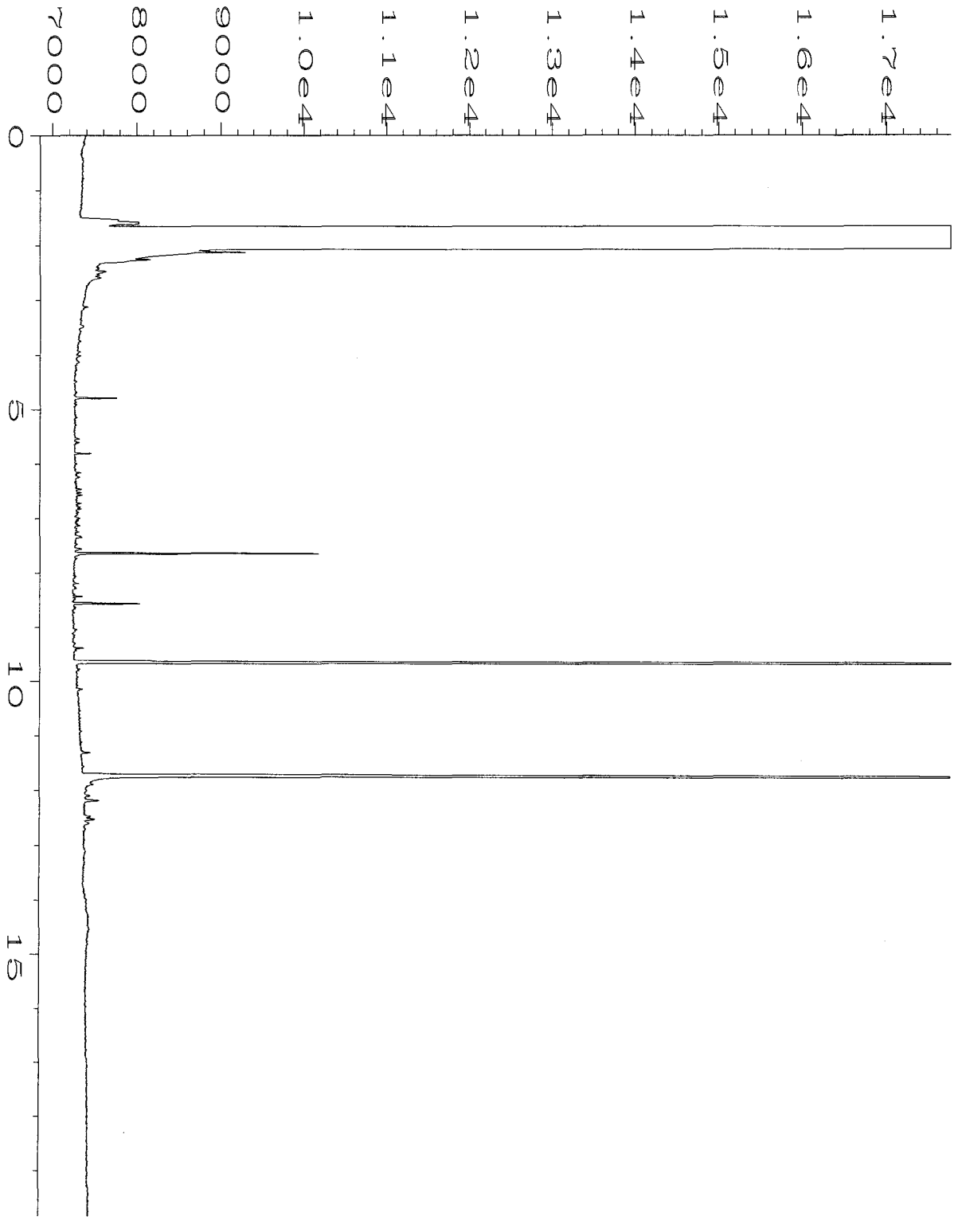

Data File Name : C:\HPCHEM\1\DATA\04-15-09\012F0301.D
Operator : ay
Instrument : GC1
Sample Name : 904084-04 sg
Run Time Bar Code:
Acquired on : 15 Apr 09 01:52 PM
Report Created on: 21 Apr 09 04:20 PM

Page Number : 1
Vial Number : 12
Injection Number : 1
Sequence Line : 3
Instrument Method: TPHD.MTH
Analysis Method : TPHD.MTH

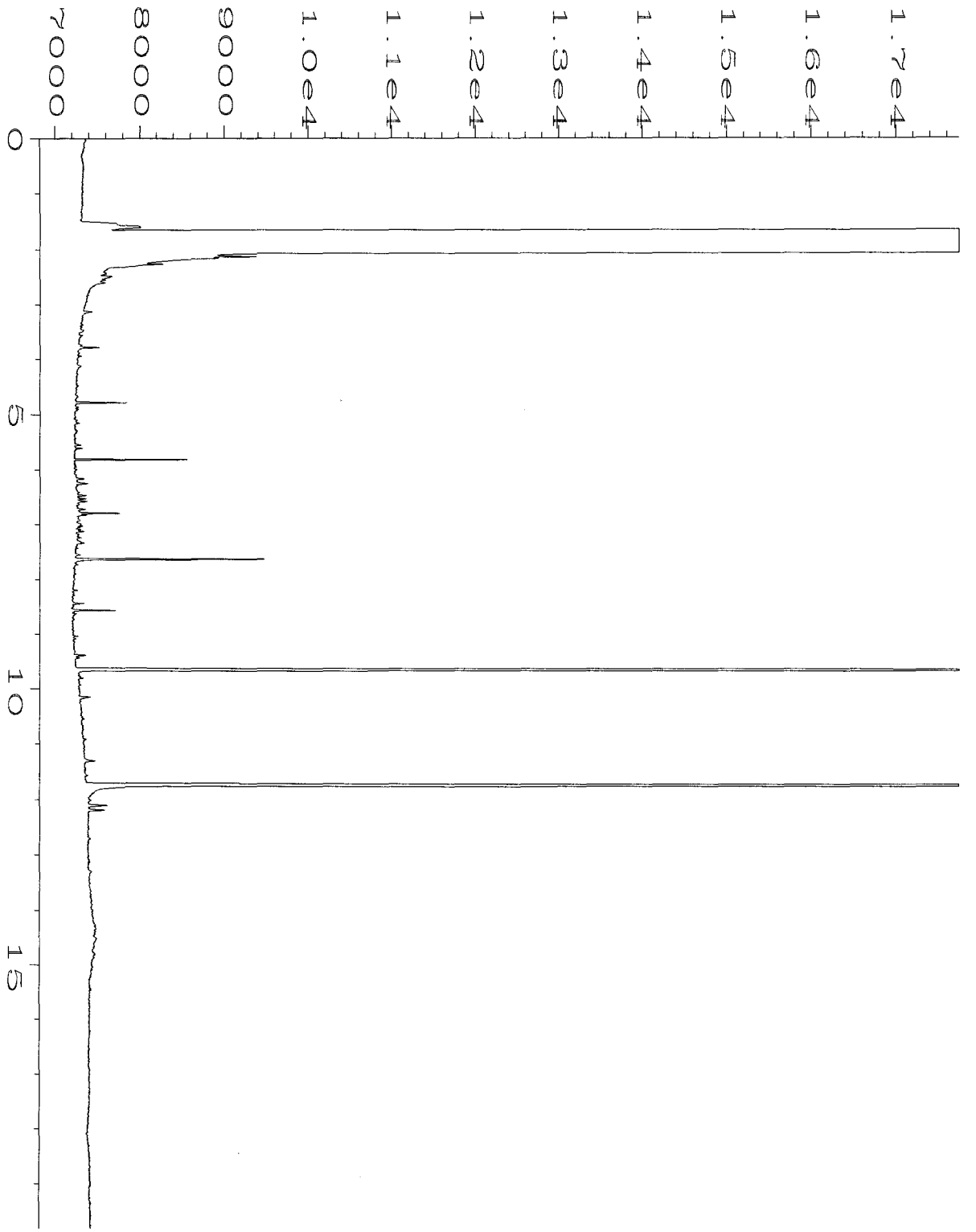

Data File Name : C:\HPCHEM\1\DATA\04-15-09\013F0301.D
Operator : ay
Instrument : GC1
Sample Name : 904084-05 sg
Run Time Bar Code:
Acquired on : 15 Apr 09 02:19 PM
Report Created on: 21 Apr 09 04:21 PM

Page Number : 1
Vial Number : 13
Injection Number : 1
Sequence Line : 3
Instrument Method: TPHD.MTH
Analysis Method : TPHD.MTH

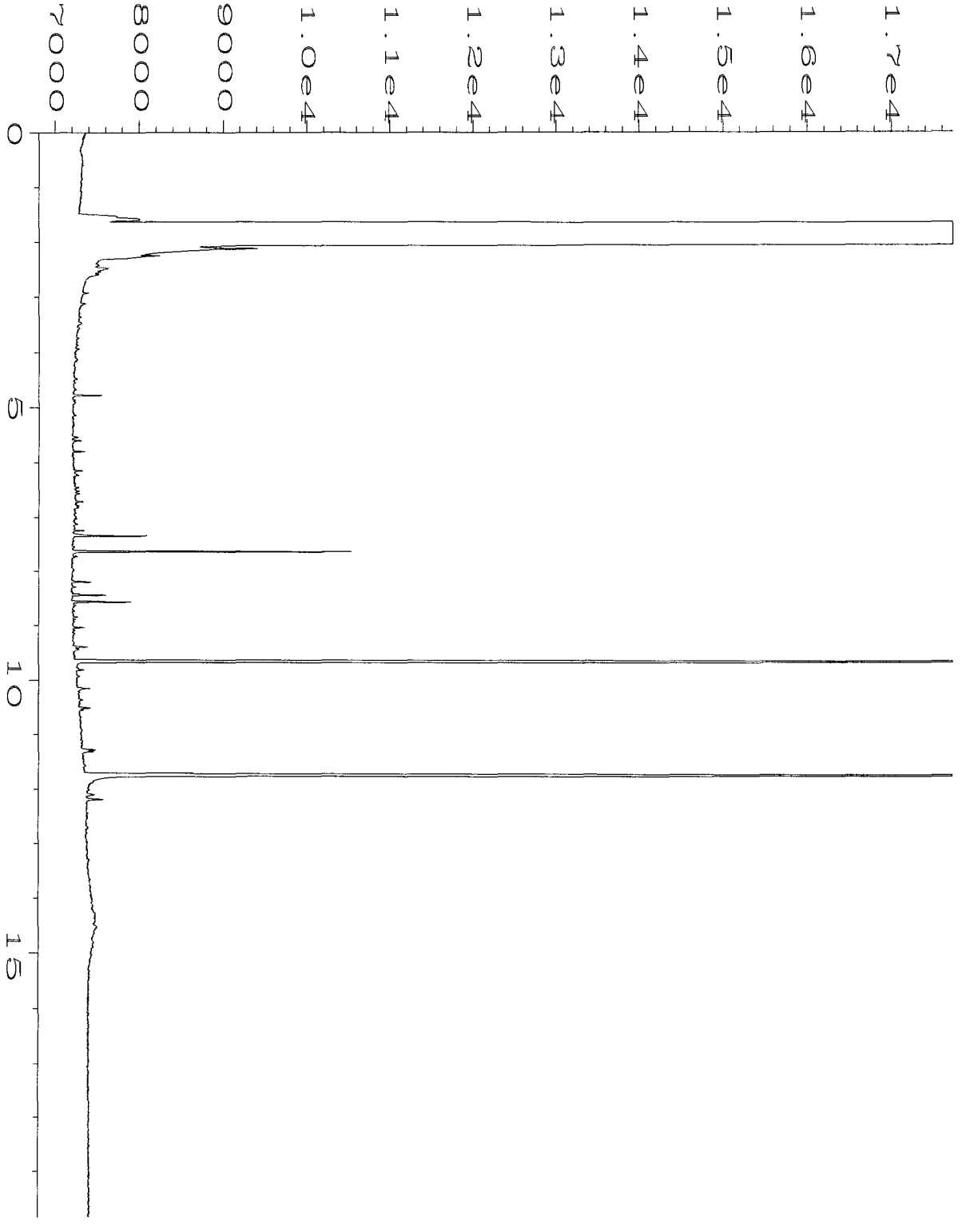

Data File Name : C:\HPCHEM\1\DATA\04-15-09\014F0301.D
Operator : ay
Instrument : GC1
Sample Name : 904084-06 sg
Run Time Bar Code:
Acquired on : 15 Apr 09 02:45 PM
Report Created on: 21 Apr 09 04:21 PM

Page Number : 1
Vial Number : 14
Injection Number : 1
Sequence Line : 3
Instrument Method: TPHD.MTH
Analysis Method : TPHD.MTH

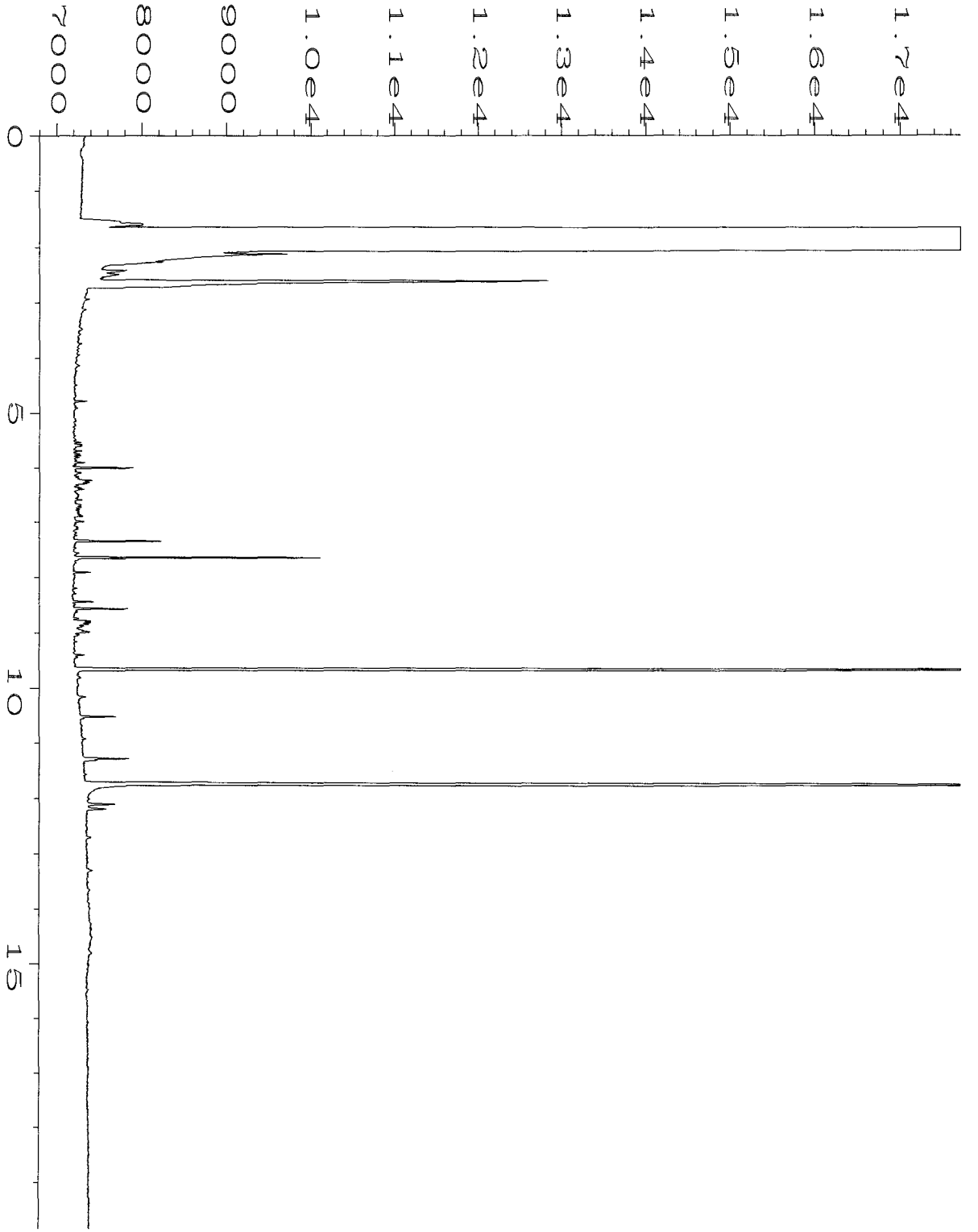

Data File Name : C:\HPCHEM\1\DATA\04-15-09\015F0301.D
Operator : ay
Instrument : GC1
Sample Name : 904084-07 sg
Run Time Bar Code:
Acquired on : 15 Apr 09 03:12 PM
Report Created on: 21 Apr 09 04:21 PM

Page Number : 1
Vial Number : 15
Injection Number : 1
Sequence Line : 3
Instrument Method: TPHD.MTH
Analysis Method : TPHD.MTH

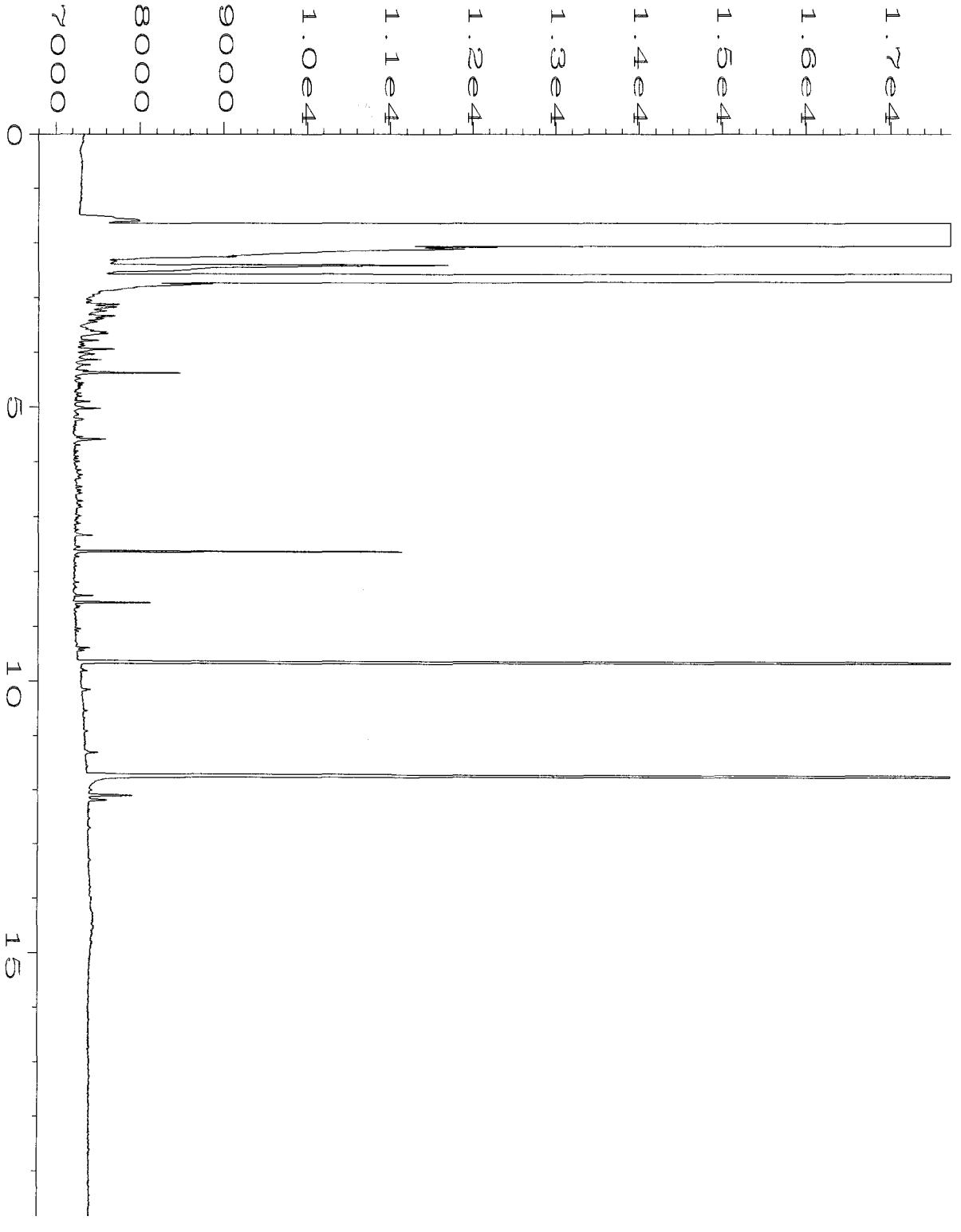

Data File Name : C:\HPCHEM\1\DATA\04-15-09\016F0601.D
Operator : ay
Instrument : GC1
Sample Name : 904084-08 sg
Run Time Bar Code:
Acquired on : 15 Apr 09 04:32 PM
Report Created on: 21 Apr 09 04:21 PM

Page Number : 1
Vial Number : 16
Injection Number : 1
Sequence Line : 6
Instrument Method: TPHD.MTH
Analysis Method : TPHD.MTH

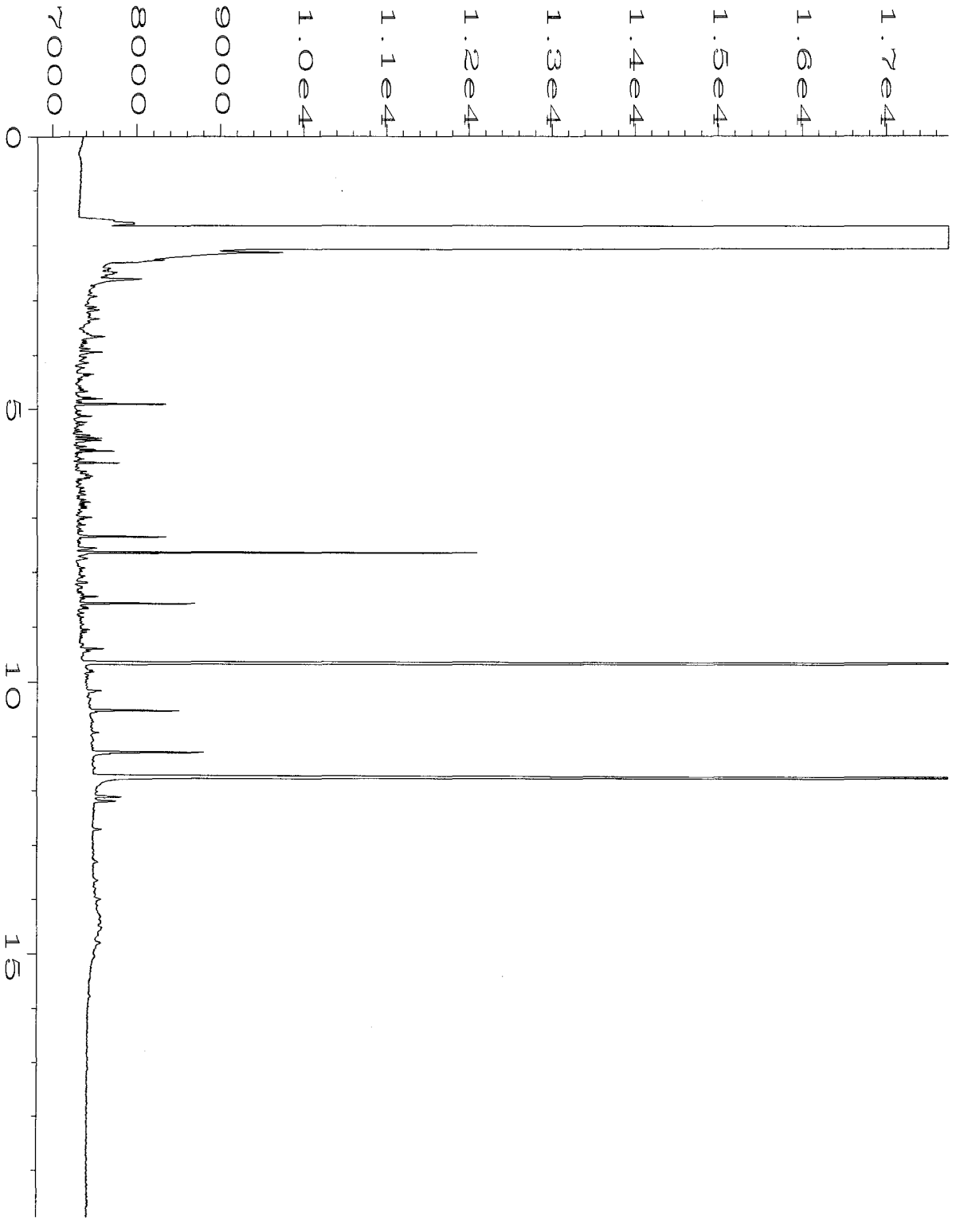

Data File Name : C:\HPCHEM\1\DATA\04-15-09\017F0601.D
Operator : ay
Instrument : GC1
Sample Name : 904084-09 sg
Run Time Bar Code:
Acquired on : 15 Apr 09 04:58 PM
Report Created on: 21 Apr 09 04:21 PM

Page Number : 1
Vial Number : 17
Injection Number : 1
Sequence Line : 6
Instrument Method: TPHD.MTH
Analysis Method : TPHD.MTH

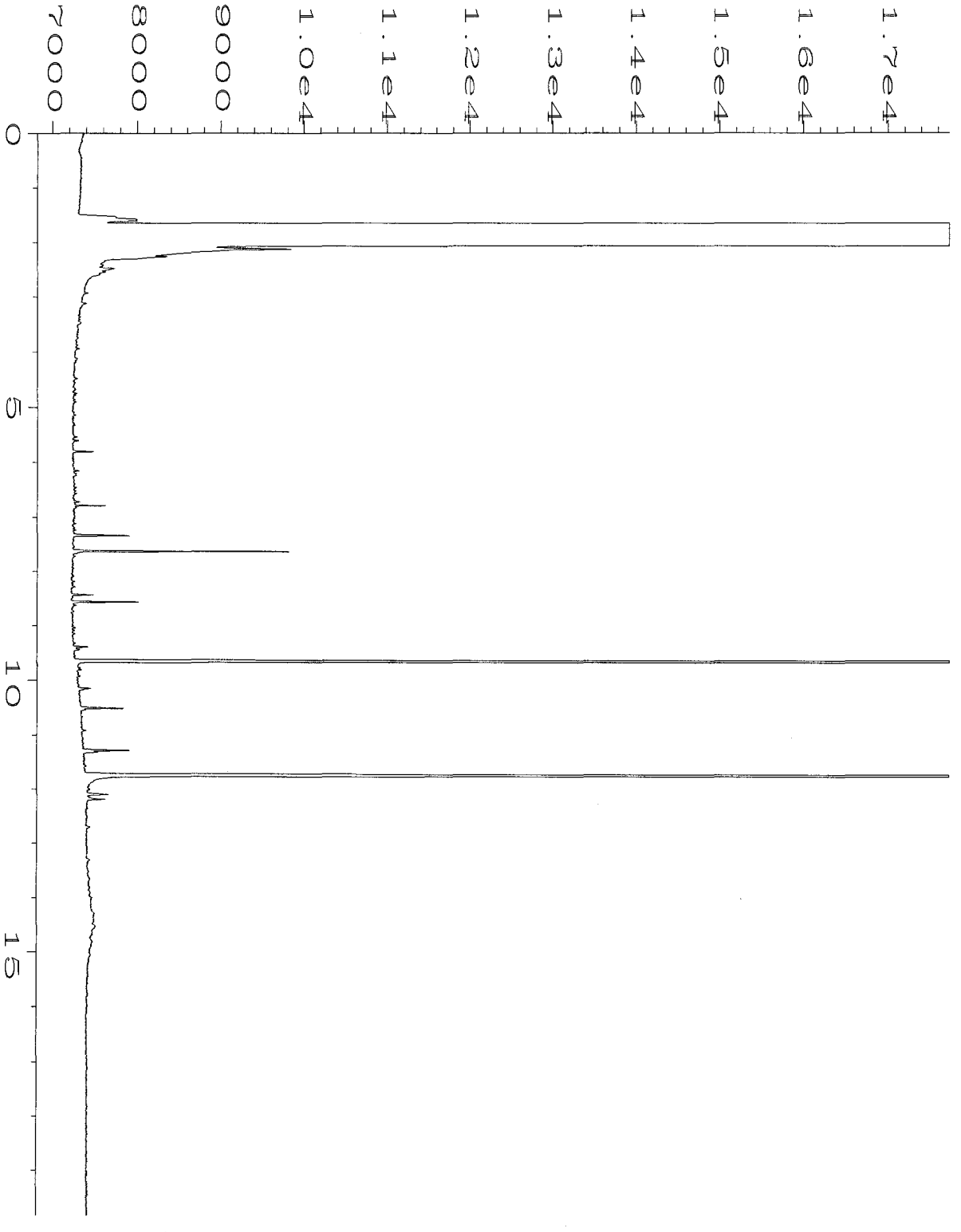

Data File Name : C:\HPCHEM\1\DATA\04-15-09\018F0601.D
Operator : ay
Instrument : GC1
Sample Name : 904084-10 sg
Run Time Bar Code:
Acquired on : 15 Apr 09 05:25 PM
Report Created on: 21 Apr 09 04:21 PM

Page Number : 1
Vial Number : 18
Injection Number : 1
Sequence Line : 6
Instrument Method: TPHD.MTH
Analysis Method : TPHD.MTH

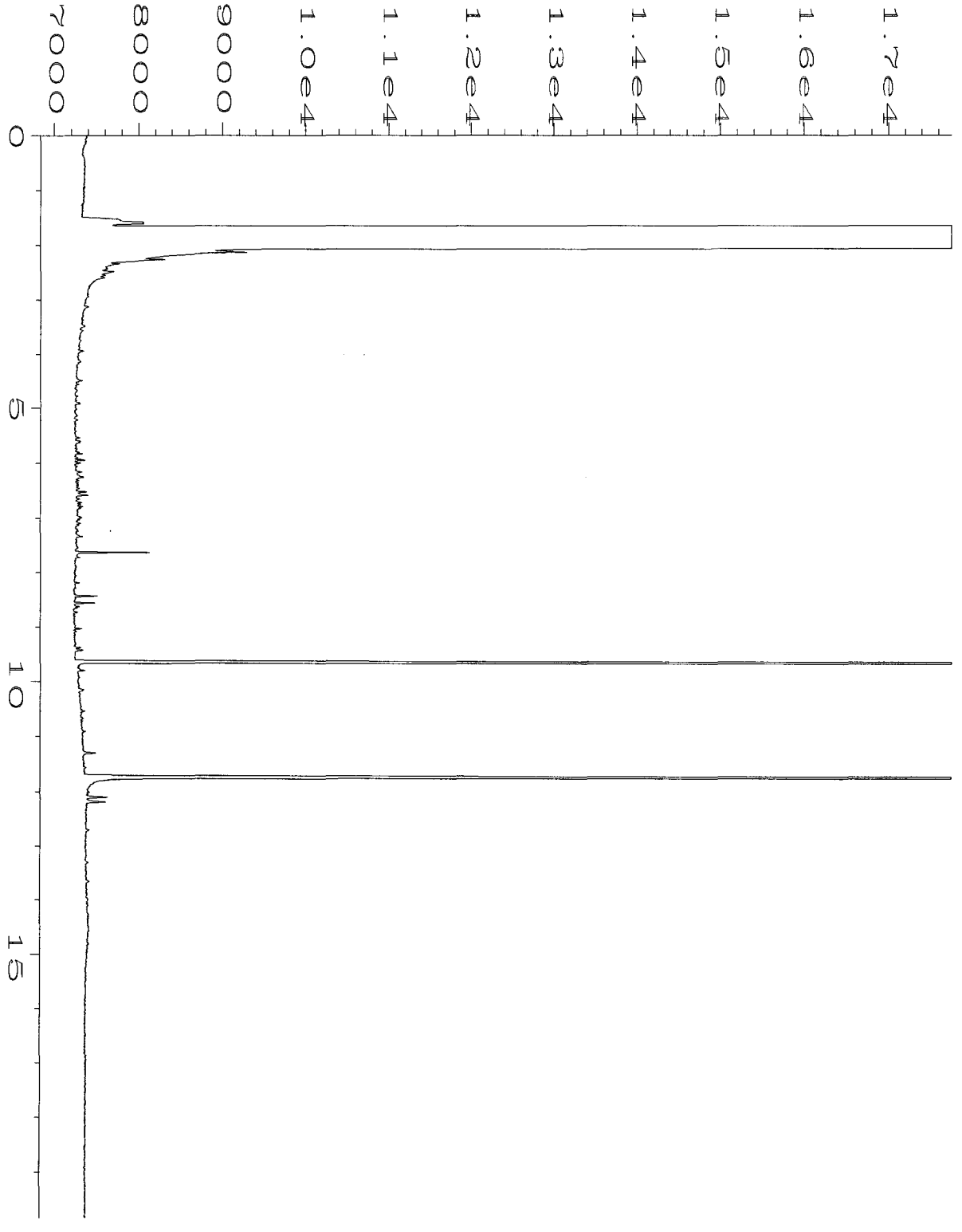

Data File Name : C:\HPCHEM\1\DATA\04-15-09\019F0601.D
Operator : ay
Instrument : GC1
Sample Name : 904084-11 sg
Run Time Bar Code:
Acquired on : 15 Apr 09 05:51 PM
Report Created on: 21 Apr 09 04:21 PM

Page Number : 1
Vial Number : 19
Injection Number : 1
Sequence Line : 6
Instrument Method: TPHD.MTH
Analysis Method : TPHD.MTH

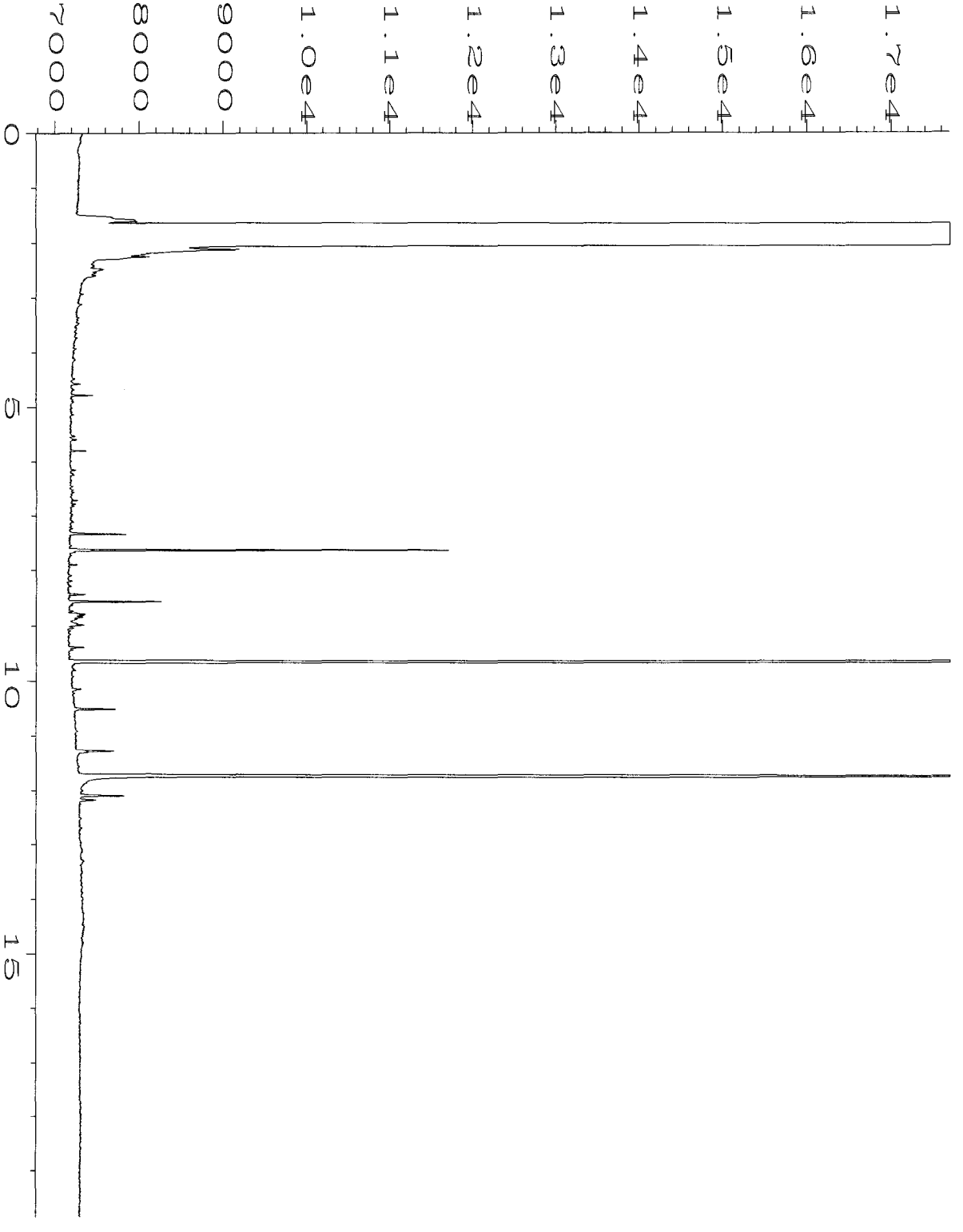

Data File Name : C:\HPCHEM\1\DATA\04-15-09\020F0601.D
Operator : ay
Instrument : GC1
Sample Name : 904084-12 sg
Run Time Bar Code:
Acquired on : 15 Apr 09 06:18 PM
Report Created on: 21 Apr 09 04:22 PM

Page Number : 1
Vial Number : 20
Injection Number : 1
Sequence Line : 6
Instrument Method: TPHD.MTH
Analysis Method : TPHD.MTH

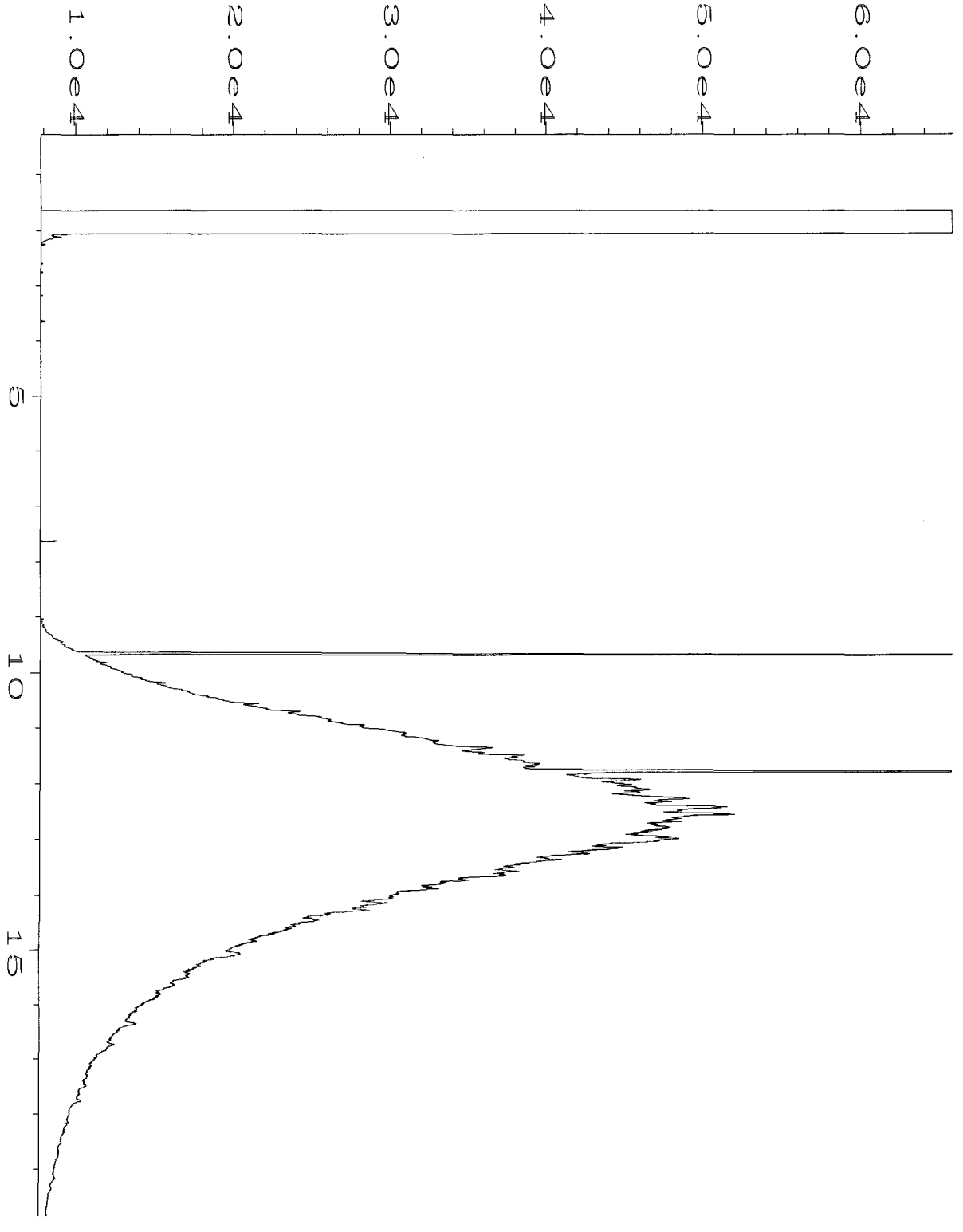

Data File Name	: C:\HPCHEM\1\DATA\04-15-09\021F0601.D		
Operator	: ay	Page Number	: 1
Instrument	: GC1	Vial Number	: 21
Sample Name	: 904084-13 sg	Injection Number	: 1
Run Time Bar Code:		Sequence Line	: 6
Acquired on	: 15 Apr 09 06:44 PM	Instrument Method	: TPHD.MTH
Report Created on	: 21 Apr 09 04:22 PM	Analysis Method	: TPHD.MTH

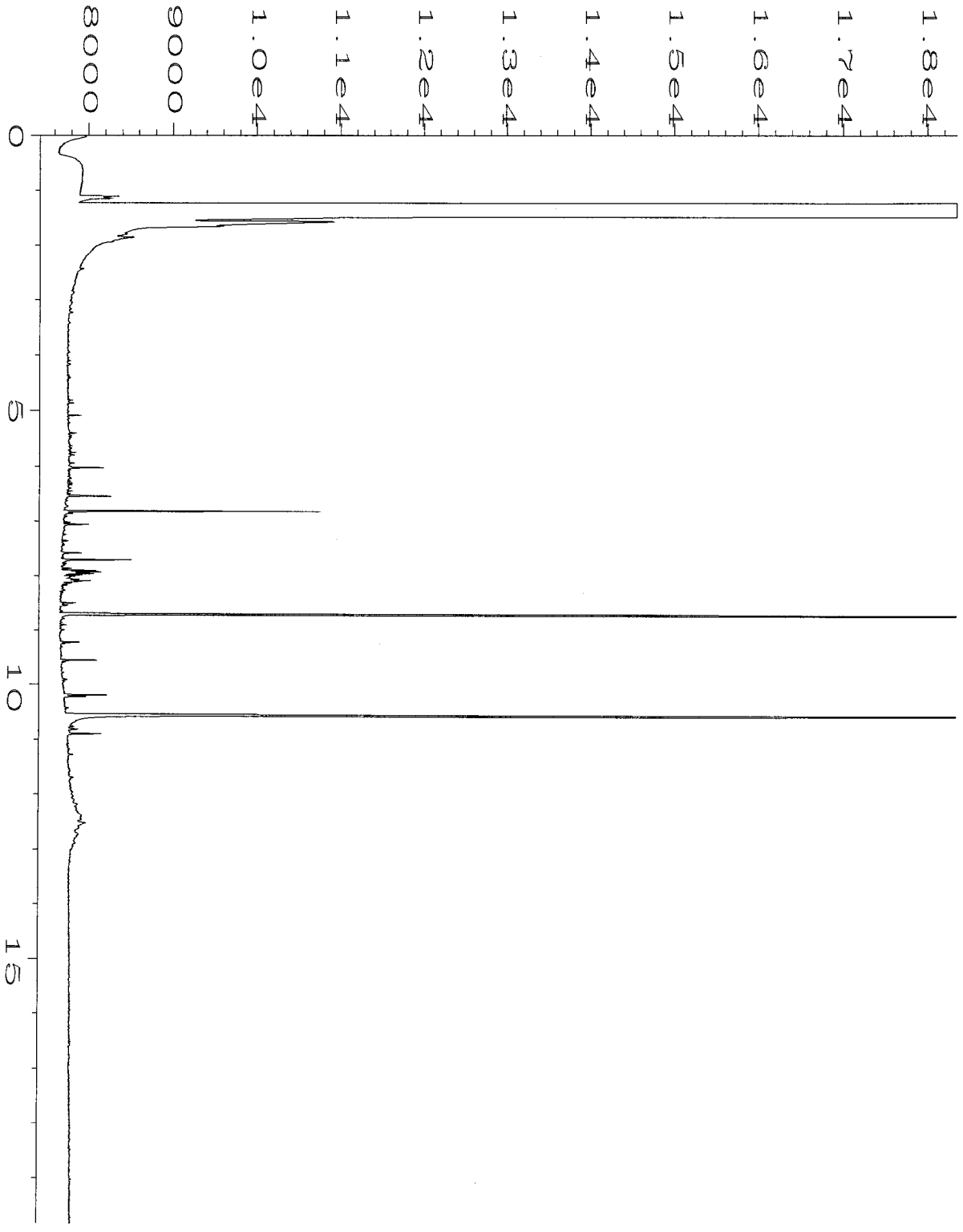

Data File Name : C:\HPCHEM\1\DATA\04-16-09\006F0401.D
Operator : ay
Instrument : GC1
Sample Name : 904084-14 sg rr
Run Time Bar Code:
Acquired on : 16 Apr 09 01:36 PM
Report Created on: 21 Apr 09 04:24 PM

Page Number : 1
Vial Number : 6
Injection Number : 1
Sequence Line : 4
Instrument Method: TPHD.MTH
Analysis Method : TPHD.MTH

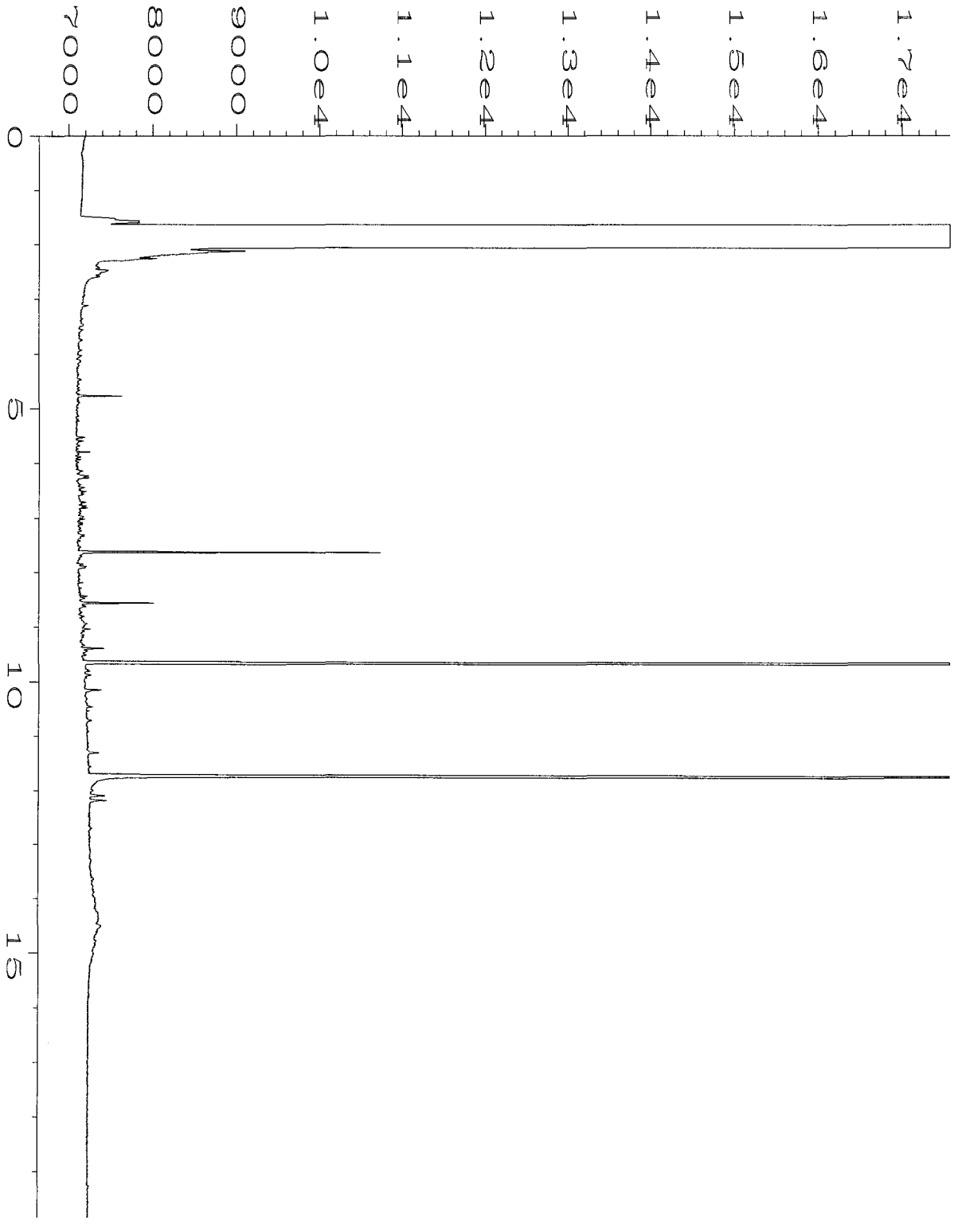

Data File Name : C:\HPCHEM\1\DATA\04-15-09\023F0601.D
Operator : ay
Instrument : GC1
Sample Name : 904084-15 sg
Run Time Bar Code:
Acquired on : 15 Apr 09 07:38 PM
Report Created on: 21 Apr 09 04:22 PM

Page Number : 1
Vial Number : 23
Injection Number : 1
Sequence Line : 6
Instrument Method: TPHD.MTH
Analysis Method : TPHD.MTH

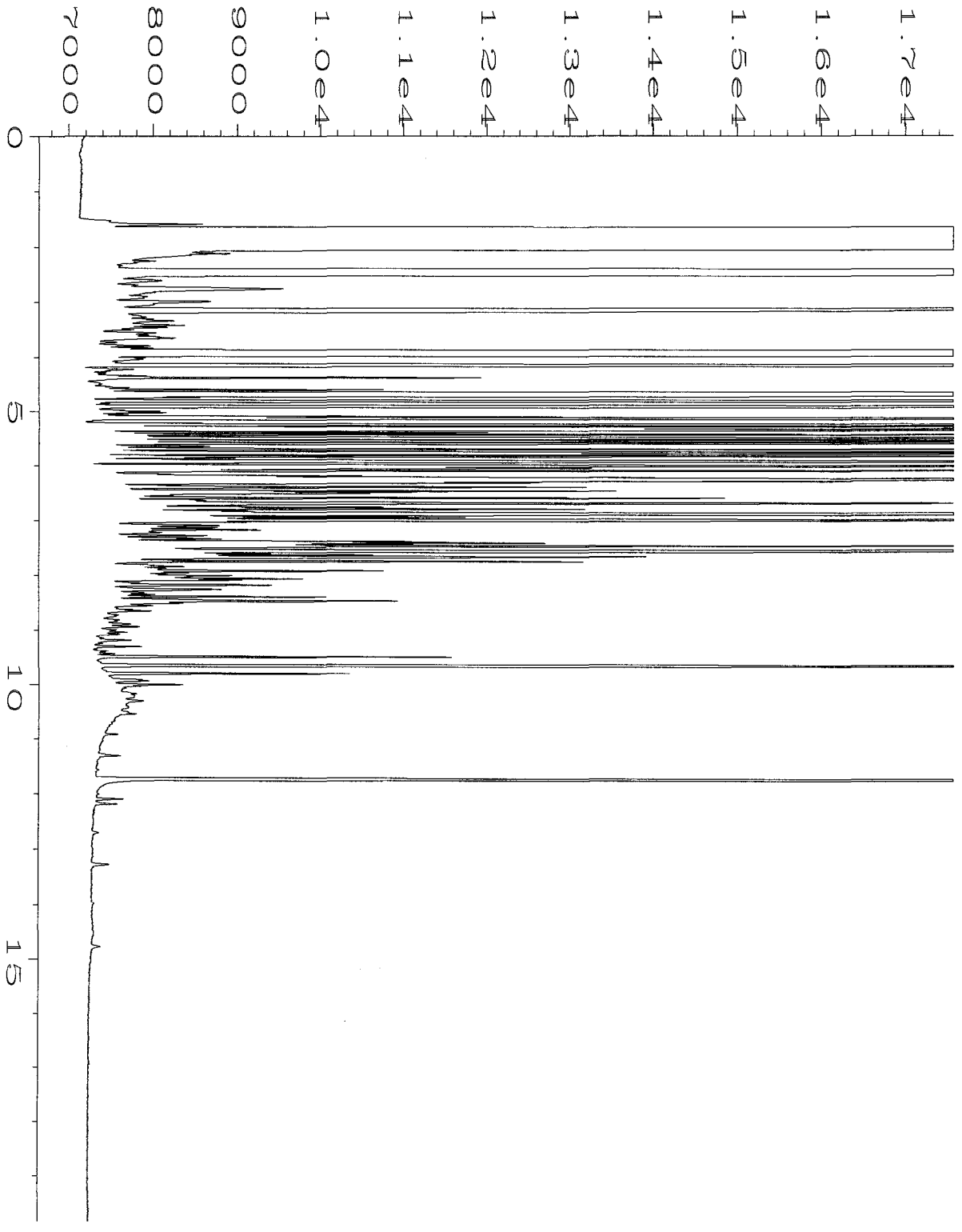

Data File Name : C:\HPCHEM\1\DATA\04-15-09\024F0601.D
Operator : ay
Instrument : GC1
Sample Name : 904084-16 sg
Run Time Bar Code:
Acquired on : 15 Apr 09 08:05 PM
Report Created on: 21 Apr 09 04:25 PM

Page Number : 1
Vial Number : 24
Injection Number : 1
Sequence Line : 6
Instrument Method: TPHD.MTH
Analysis Method : TPHD.MTH

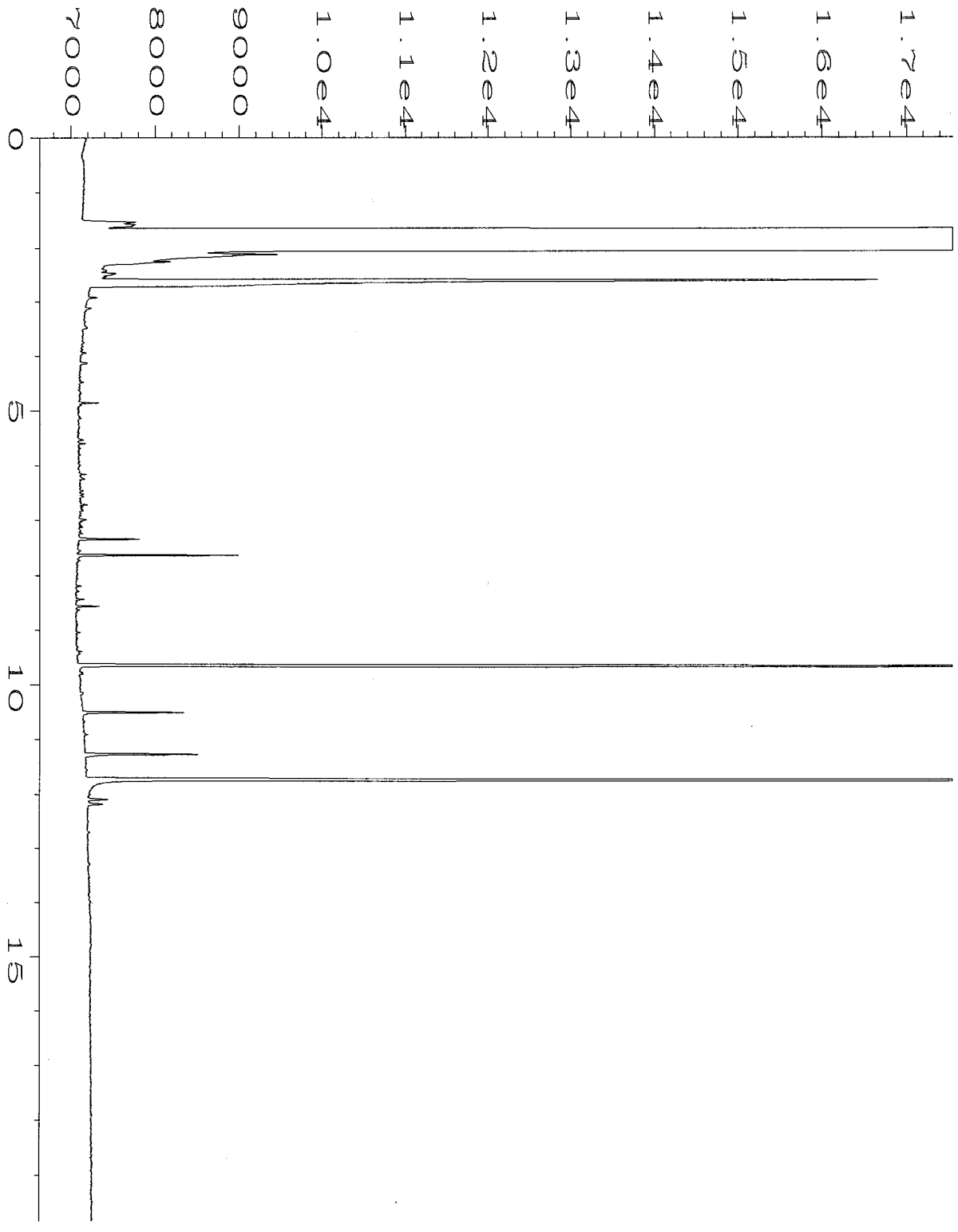

Data File Name : C:\HPCHEM\1\DATA\04-15-09\025F0601.D
Operator : ay
Instrument : GC1
Sample Name : 904084-17 sg
Run Time Bar Code:
Acquired on : 15 Apr 09 08:32 PM
Report Created on: 21 Apr 09 04:25 PM

Page Number : 1
Vial Number : 25
Injection Number : 1
Sequence Line : 6
Instrument Method: TPHD.MTH
Analysis Method : TPHD.MTH



Data File Name : C:\HPCHEM\1\DATA\04-15-09\026F0801.D
Operator : ay
Instrument : GC1
Sample Name : 904084-18 sg
Run Time Bar Code:
Acquired on : 15 Apr 09 09:52 PM
Report Created on: 21 Apr 09 04:25 PM

Page Number : 1
Vial Number : 26
Injection Number : 1
Sequence Line : 8
Instrument Method: TPHD.MTH
Analysis Method : TPHD.MTH

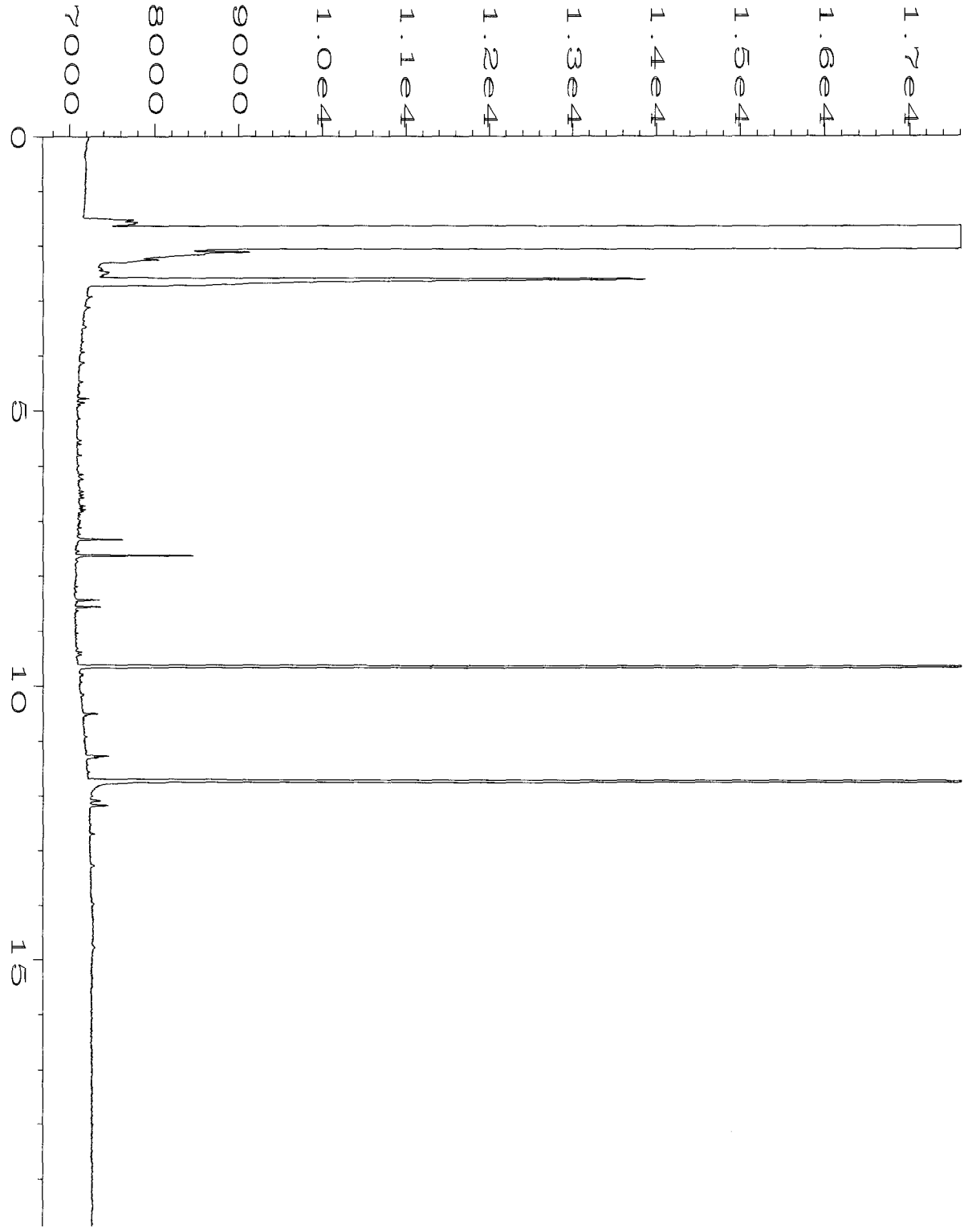

Data File Name : C:\HPCHEM\1\DATA\04-15-09\027F0801.D
Operator : ay
Instrument : GC1
Sample Name : 904084-19 sg
Run Time Bar Code:
Acquired on : 15 Apr 09 10:19 PM
Report Created on: 21 Apr 09 04:26 PM

Page Number : 1
Vial Number : 27
Injection Number : 1
Sequence Line : 8
Instrument Method: TPHD.MTH
Analysis Method : TPHD.MTH

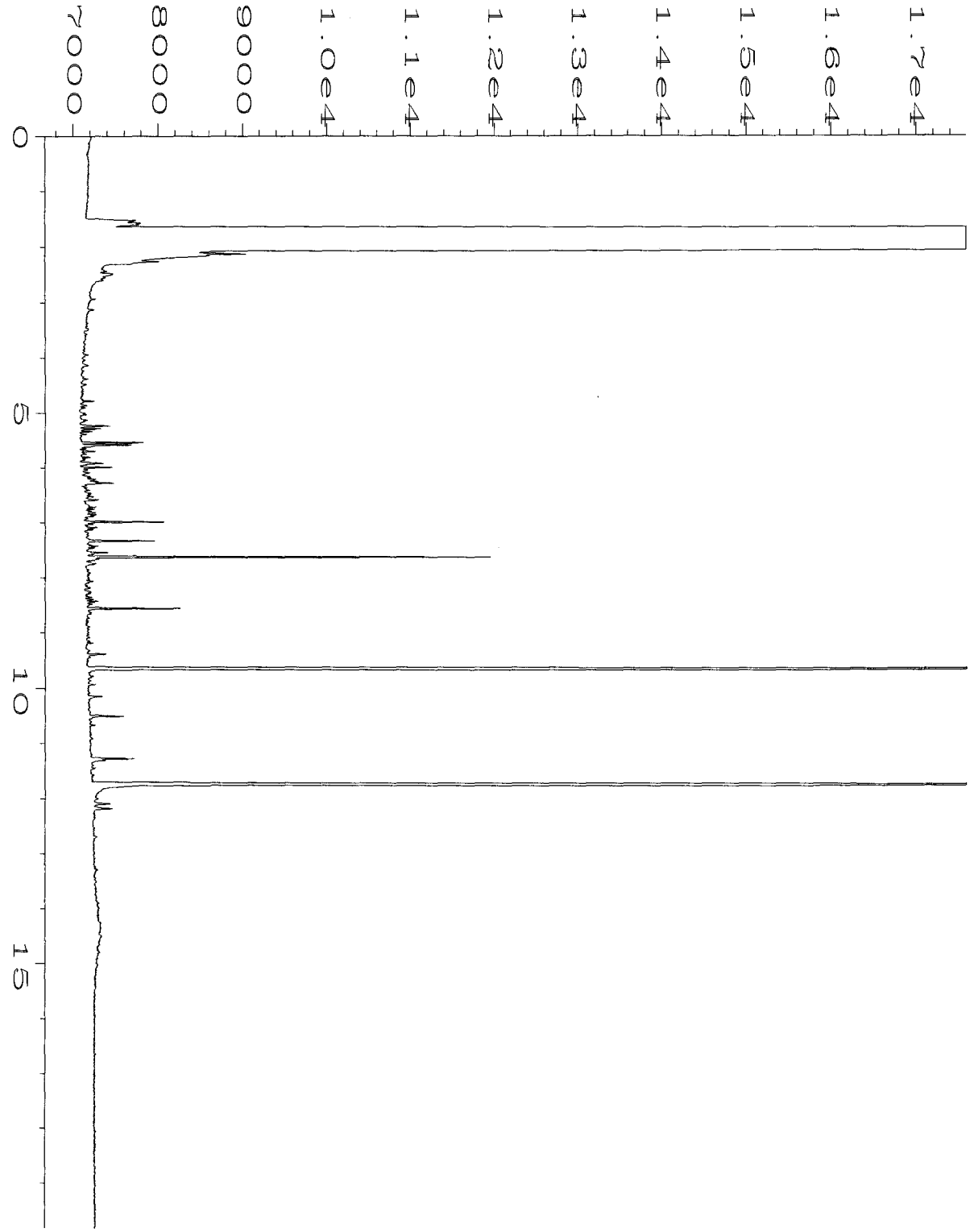

Data File Name : C:\HPCHEM\1\DATA\04-15-09\028F0801.D
Operator : ay
Instrument : GC1
Sample Name : 904084-20 sg
Run Time Bar Code:
Acquired on : 15 Apr 09 10:46 PM
Report Created on: 21 Apr 09 04:26 PM

Page Number : 1
Vial Number : 28
Injection Number : 1
Sequence Line : 8
Instrument Method: TPHD.MTH
Analysis Method : TPHD.MTH

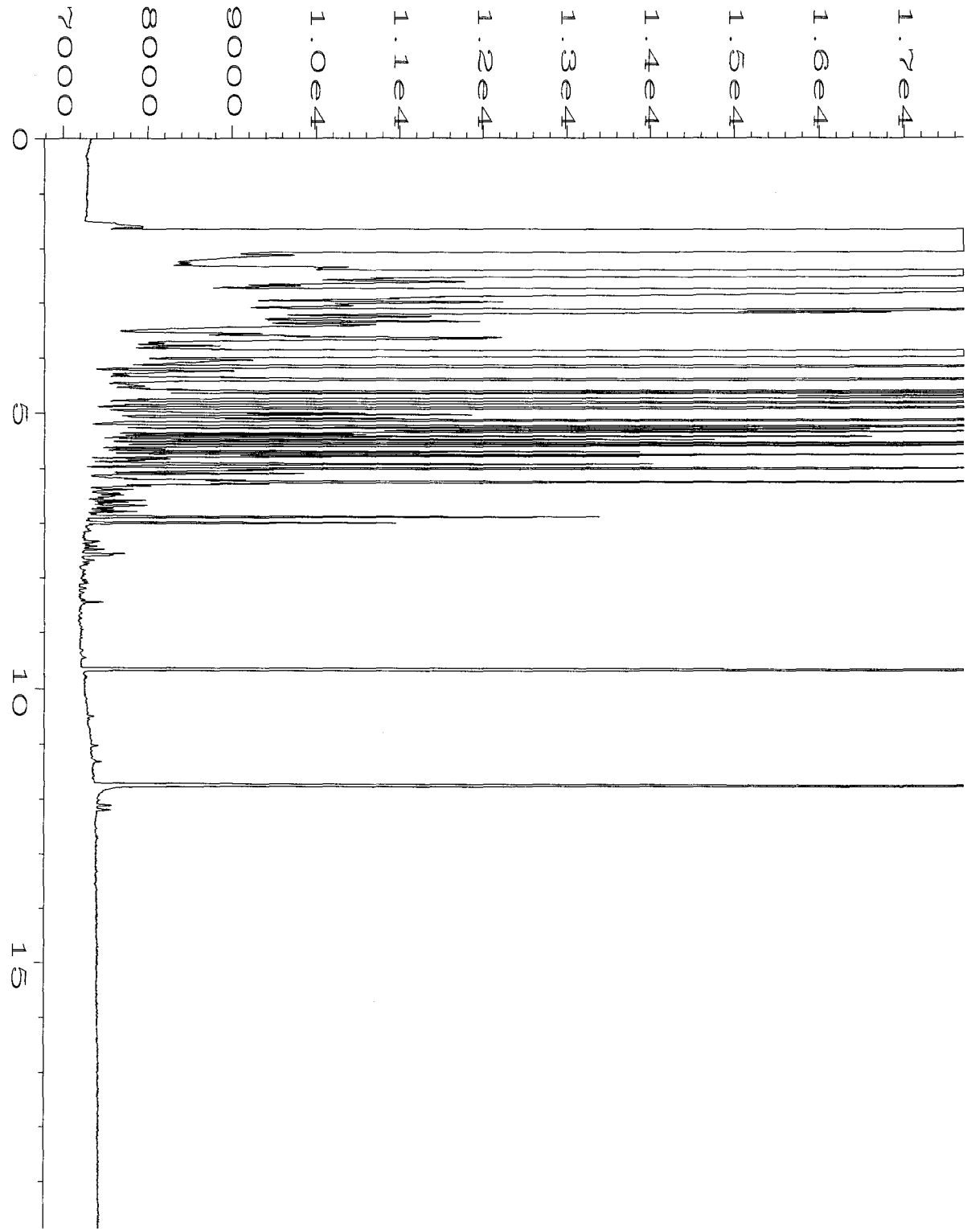

Data File Name : C:\HPCHEM\1\DATA\04-14-09\010F0401.D
Operator : ay
Instrument : GC1
Sample Name : 904084-21 sg
Run Time Bar Code:
Acquired on : 14 Apr 09 12:18 PM
Report Created on: 21 Apr 09 04:31 PM

Page Number : 1
Vial Number : 10
Injection Number : 1
Sequence Line : 4
Instrument Method: TPHD.MTH
Analysis Method : TPHD.MTH



Data File Name : C:\HPCHEM\1\DATA\04-14-09\011F0401.D
Operator : ay
Instrument : GC1
Sample Name : 904084-22 sg
Run Time Bar Code:
Acquired on : 14 Apr 09 12:44 PM
Report Created on: 21 Apr 09 04:31 PM

Page Number : 1
Vial Number : 11
Injection Number : 1
Sequence Line : 4
Instrument Method: TPHD.MTH
Analysis Method : TPHD.MTH

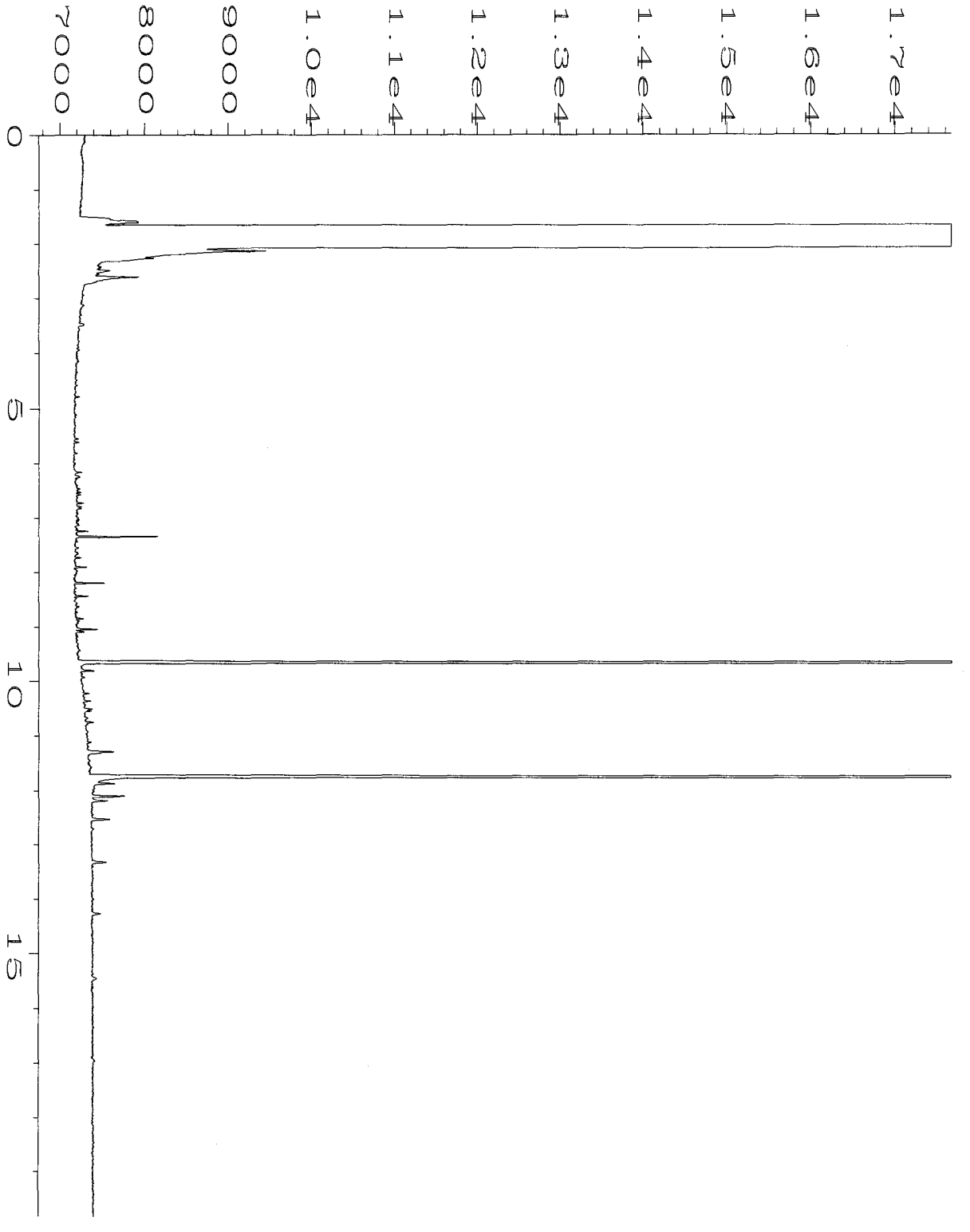

Data File Name : C:\HPCHEM\1\DATA\04-14-09\012F0401.D
Operator : ay
Instrument : GC1
Sample Name : 904084-23 sg
Run Time Bar Code:
Acquired on : 14 Apr 09 01:11 PM
Report Created on: 21 Apr 09 04:31 PM

Page Number : 1
Vial Number : 12
Injection Number : 1
Sequence Line : 4
Instrument Method: TPHD.MTH
Analysis Method : TPHD.MTH

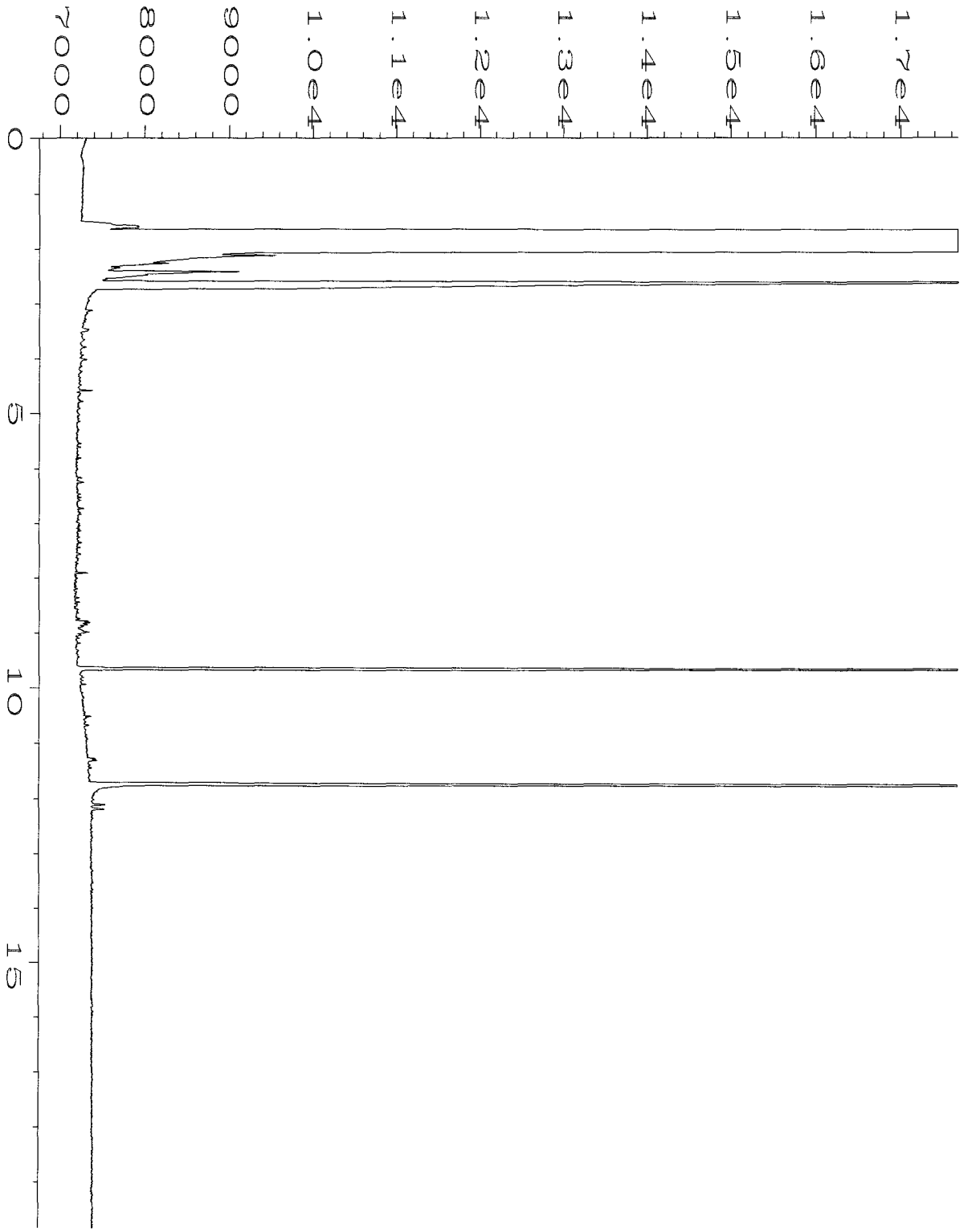

Data File Name : C:\HPCHEM\1\DATA\04-14-09\013F0401.D
Operator : ay
Instrument : GC1
Sample Name : 904084-24 sg
Run Time Bar Code:
Acquired on : 14 Apr 09 01:37 PM
Report Created on: 21 Apr 09 04:31 PM

Page Number : 1
Vial Number : 13
Injection Number : 1
Sequence Line : 4
Instrument Method: TPHD.MTH
Analysis Method : TPHD.MTH

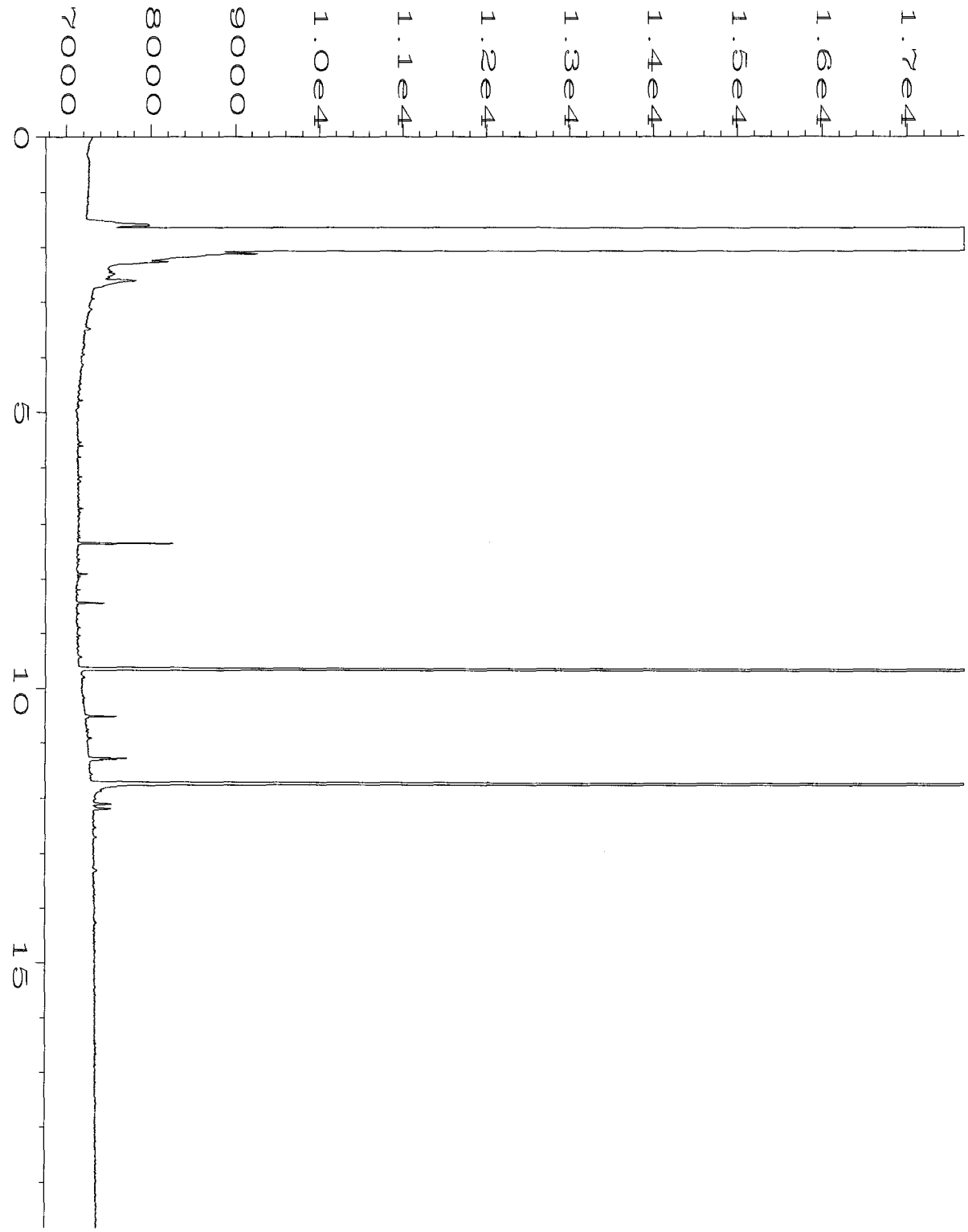

Data File Name : C:\HPCHEM\1\DATA\04-14-09\016F0901.D
Operator : ay
Instrument : GC1
Sample Name : 904084-25 sg
Run Time Bar Code:
Acquired on : 14 Apr 09 05:01 PM
Report Created on: 21 Apr 09 04:31 PM

Page Number : 1
Vial Number : 16
Injection Number : 1
Sequence Line : 9
Instrument Method: TPHD.MTH
Analysis Method : TPHD.MTH

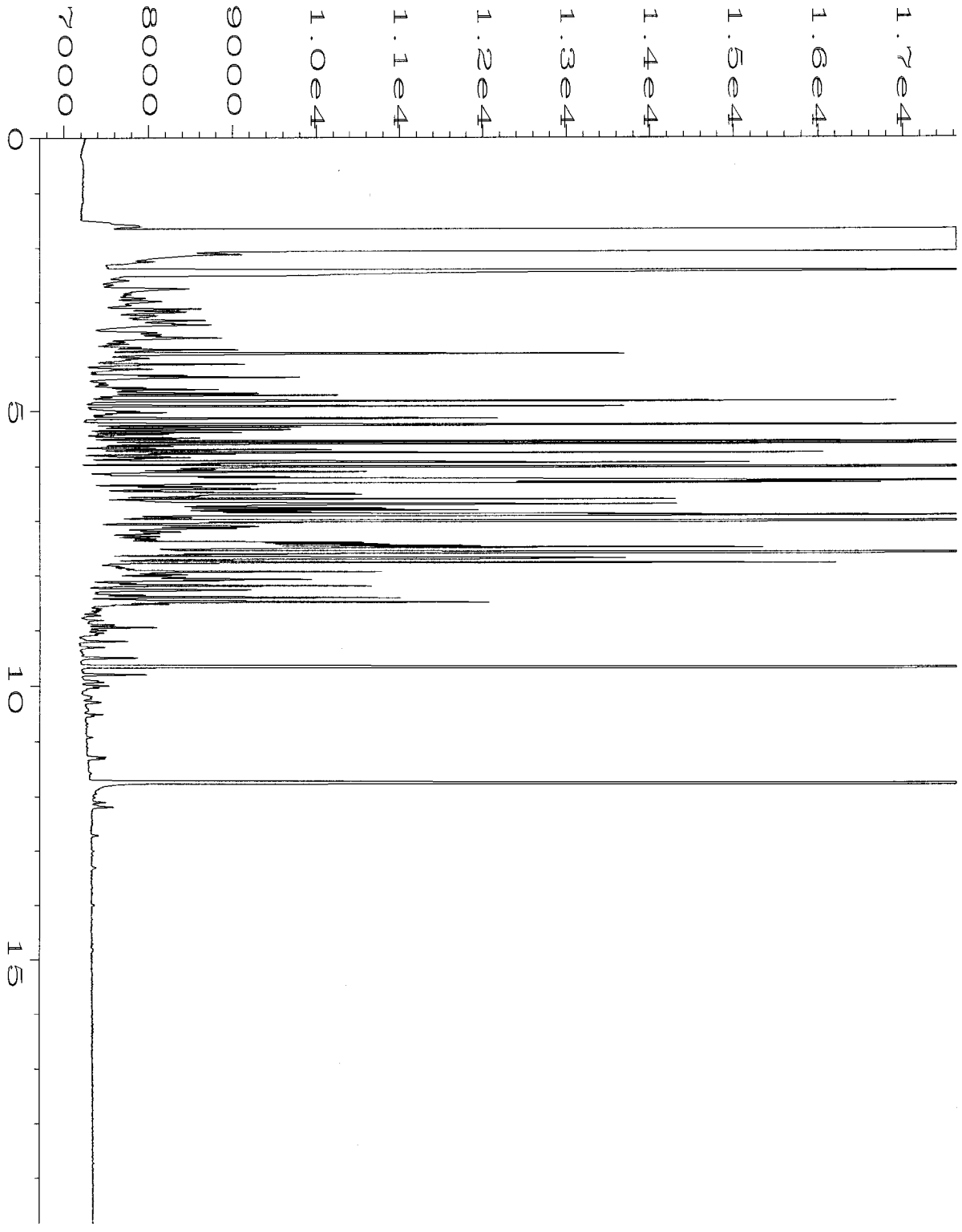

Data File Name : C:\HPCHEM\1\DATA\04-14-09\017F0901.D
Operator : ay
Instrument : GC1
Sample Name : 904084-26 sg
Run Time Bar Code:
Acquired on : 14 Apr 09 05:27 PM
Report Created on: 21 Apr 09 04:31 PM

Page Number : 1
Vial Number : 17
Injection Number : 1
Sequence Line : 9
Instrument Method: TPHD.MTH
Analysis Method : TPHD.MTH



Data File Name : C:\HPCHEM\1\DATA\04-14-09\018F0901.D
Operator : ay
Instrument : GC1
Sample Name : 904084-27 sg
Run Time Bar Code:
Acquired on : 14 Apr 09 05:54 PM
Report Created on: 21 Apr 09 04:32 PM

Page Number : 1
Vial Number : 18
Injection Number : 1
Sequence Line : 9
Instrument Method: TPHD.MTH
Analysis Method : TPHD.MTH

904084

SAMPLE CHAIN OF CUSTODY

ME 04/07/09

V5/C05

Page # 1 of 3

Send Report To Tim Brown

Company SES

Address 2400 Airport Wy S.

City, State, ZIP Seattle, WA 98134

Phone # 206-306-1900 Fax # 206-306-1907

SAMPLERS (signature)

PROJECT NAME/NO. 01-600 TOC Holdings Co Seattle Terminal

PO #

REMARKS

GEMS Y / N

TURNAROUND TIME
- [X] Standard (2 Weeks)
- [ ] RUSH
- Rush charges authorized by:

SAMPLE DISPOSAL
- [ ] Dispose after 30 days
- [ ] Return samples
- [ ] Will call with instructions

Sample ID	Sample Location	Sample Depth	Lab ID	Date Sampled	Time Sampled	Matrix	# of jars	NWTPH-Dx	NWTPH-Gx	BTEX by 8021B	cVOC's ~~VOC's~~ by 8260	SVOC's by 8270	RCRA-8 Metals			Notes
01MW63-20090407	01MW63	22.5'	01 A F	4/7/09	0938	W	6	X	X	X	X					
01MW61-20090407	01MW61	35'	02 A F		1025		6	X	X	X	X					
02MW14-20090407	02MW14	14.5'	03 A F		1025		6	X	X	X	X					
01MW07-20090407	01MW07	26.3'	04 A F		1040		6	X	X	X	X					
01MW58-20090407	01MW58	29.5'	05 A F		1044		6	X	X	X	X					
02MW13-20090407	02MW13	12'	06 A F		1128		6	X	X	X	X					
01MW45-20090407	01MW45	26.5'	07 A F		1132		6	X	X	X	X					
01MW55-20090407	01MW55	27.3'	08 A F		1145		6	X	X	X	X					
01MW60-20090407	01MW60	35'	09 A F		1149		6	X	X	X	X					
02MW04-20090407	02MW04	4'	10 A D		1232		4	X	X	X						
01MW11-20090407	01MW11	24'	11 A D		1242		4	X	X	X						
01MW46-20090407	01MW46	27'	12 A F		1242		6	X	X	X	X					
01MW15-20090407	01MW15	25'	13 A F		1254		6	X	X	X	X					

Friedman & Bruya, Inc.
3012 16th Avenue West
Seattle, WA 98119-
Ph. (206) 285-8282
Fax (206) 283-5044

	SIGNATURE	PRINT NAME	COMPANY	DATE	TIME
Relinquished by:		Sheri David	SES	4/7/09	1825
Received by:	A Yershova	Alexandra Yershova	FB	↓	↓
Relinquished by:					
Received by:					

FORMS\COC\SESGEMSR1.DOC (Revision 1)

Samples received at 10 °C

904084

SAMPLE CHAIN OF CUSTODY

ME 04/07/09 V5/C05

Page # 2 of 3

Send Report To Tim B.
Company SES
Address 2400 Airport Wy. S.
City, State, ZIP Seattle, WA 98134
Phone # 386-1900 Fax # 386-1907

SAMPLERS (signature)

PROJECT NAME/NO. 01-6000 TOC Holdings Co. Seattle Terminal

PO #

REMARKS

GEMS Y / N

TURNAROUND TIME
☒ Standard (2 Weeks)
☐ RUSH
Rush charges authorized by:

SAMPLE DISPOSAL
☐ Dispose after 30 days
☐ Return samples
☐ Will call with instructions

Sample ID	Sample Location	Sample Depth	Lab ID	Date Sampled	Time Sampled	Matrix	# of jars	ANALYSES REQUESTED: NWTPH-Dx	NWTPH-Gx	BTEX by 8021B	CVOC's ~~VOC's~~ by 8260	SVOC's by 8270	RCRA-8 Metals	low level PCP		Notes
MW06-20090407	MW06	26'	14 A-F	4/7/09	1345	W	6	X	X	X	X					
02MW07-20090407	02MW07	7.5'	15 A-D		1352		4	X	X	X						
01MW02-20090407	01MW02	15.5'	16 A-D		1431		4	X	X	X						
01MW12-20090407	01MW12	33'	17 A-F		1431		6	X	X	X	X					
MW03-20090407	MW03	12.5'	18 A-F		1442		6	X	X	X	X					
01MW97-20090407	01MW97	33'	19 A-F		1446		6	X	X	X	X					
01MW06-20090407	01MW06	18'	20 A-F		1447		6	X	X	X	X					
02MW12-20090407	02MW12	11'	21 A-D		1507		4	X	X	X						
[redacted]MW99-20090407	[redacted]MW99	11'	22 A-D		1522		4	X	X	X						
MW04-20090407	MW04	25.5'	23 A-F		1552		6	X	X	X	X					
01MW05-20090407 44 per Jessica 4/15/09 SS	01MW05	27'	24 A-F		1553		6	X	X	X	X					
MW98-20090407	MW98	25.5'	25 A-F		1555		6	X	X	X	X					
01MW03-20090407	01MW03	16'	26 A-F	✓	1610	↓	6	X	X	X				X		

Friedman & Bruya, Inc.
3012 16th Avenue West
Seattle, WA 98119-2029
Ph. (206) 285-8282
Fax (206) 283-5044

	SIGNATURE	PRINT NAME	COMPANY	DATE	TIME
Relinquished by:		Sheri Davis	SES	4/7/09	1825
Received by:	A Yershova	Alexandra Yershova	FB	〃	〃
Relinquished by:					
Received by:					

FORMS\COC\SESGEMSR1.DOC (Revision 1)

Samples received at 10 °C

904084

SAMPLE CHAIN OF CUSTODY

ME 04/07/09 VS/COS

Page # 3 of 3

Send Report To Tim B.

Company SES

Address 2400 Airport Wy S.

City, State, ZIP Seattle, WA 98134

Phone # 306-1900 Fax # 306-1907

SAMPLERS (signature)

PROJECT NAME/NO. 01-605 TOC Holdings Co Seattle Terminal

PO #

REMARKS

GEMS Y / N

TURNAROUND TIME
- ☒ Standard (2 Weeks)
- ☐ RUSH
- Rush charges authorized by:

SAMPLE DISPOSAL
- ☐ Dispose after 30 days
- ☐ Return samples
- ☐ Will call with instructions

Sample ID	Sample Location	Sample Depth	Lab ID	Date Sampled	Time Sampled	Matrix	# of jars	ANALYSES REQUESTED: NWTPH-Dx	NWTPH-Gx	BTEX by 8021B	cVOCs ~~VOCs~~ by 8260	SVOCs by 8270	RCRA-8 Metals			Notes
01MW04-20090407	01MW04	36'	27	4/7/09	1713	W	6	X	X	X	X					

SIGNATURE	PRINT NAME	COMPANY	DATE	TIME
Relinquished by:	Sheri David	SES	4/7/09	1825
Received by: A Yeshova	Alexandra Yeshova	FIB	↓	↓
Relinquished by:				
Received by:				

Friedman & Bruya, Inc.
3012 16th Avenue West
Seattle, WA 98119-
Ph. (206) 285-8282
Fax (206) 283-5044

FORMS\COC\SESGEMSR1.DOC (Revision 1)

Samples received at 10 °C

FRIEDMAN & BRUYA, INC.

ENVIRONMENTAL CHEMISTS

James E. Bruya, Ph.D.
Charlene Morrow, M.S.
Yelena Aravkina, M.S.
Bradley T. Benson, B.S.
Kurt Johnson, B.S.

3012 16th Avenue West
Seattle, WA 98119-2029
TEL: (206) 285-8282
FAX: (206) 283-5044
e-mail: fbi@isomedia.com

April 23, 2009

Tim Brown, Project Manager
Sound Environmental Strategies Corporation
2400 Airport Way S., Suite 200
Seattle, WA 98134-2020

Dear Mr. Brown:

Included are the results from the testing of material submitted on April 8, 2009 from the TOC_01-600_20090408 WORFDB2, F&BI 904104 project. There are 39 pages included in this report. Any samples that may remain are currently scheduled for disposal in 30 days. If you would like us to return your samples or arrange for long term storage at our offices, please contact us as soon as possible.

We appreciate this opportunity to be of service to you and hope you will call if you should have any questions.

Sincerely,

FRIEDMAN & BRUYA, INC.



Michael Erdahl
Project Manager

Enclosures
c: Mark Chandler, Erin Rothman, Ryan Bixby
SOU0423R.DOC

CASE NARRATIVE

This case narrative encompasses samples received on April 8, 2009 by Friedman & Bruya, Inc. from the Sound Environmental Strategies TOC_01-600_20090408 WORFDB2, F&BI 904104 project. Samples were logged in under the laboratory ID's listed below.

Laboratory ID	Sound Environmental Strategies
904104-01	01MW01-20090408
904104-02	01MW26-20090408
904104-03	01MW27-20090408
904104-04	01MW96-20090408
904104-05	01MW53-20090408
904104-06	01MW42-20090408
904104-07	01MW12-20090408
904104-08	MW05-20090408
904104-09	01MW57-20090408
904104-10	01MW36-20090408
904104-11	01MW32-20090408
904104-12	02MW01-20090408
904104-13	01MW37-20090408
904104-14	01MW38-20090408
904104-15	01MW17-20090408
904104-16	01MW39-20090408
904104-17	01MW54-20090408
904104-18	01MW65-20090408
904104-19	02MW03-20090408
904104-20	02MW04-20090408
904104-21	02MW06-20090408
904104-22	02MW04-20090408
904104-23	02MW10-20090408
904104-24	01MW13-20090408
904104-25	01MW30-20090408
904104-26	01MW19-20090408
904104-27	01MW20-20090408
904104-28	01MW59-20090408
904104-29	01MW09-20090409
904104-30	01MW18-20090408
904104-31	01MW40-20090408
904104-32	01MW21-20090408

All quality control requirements were acceptable.

Date of Report: 04/23/09
Date Received: 04/08/09
Project: TOC_01-600_20090408 WORFDB2, F&BI 904104
Date Extracted: 04/13/09 and 04/14/09
Date Analyzed: 04/13/09, 04/14/09 and 04/15/09

RESULTS FROM THE ANALYSIS OF THE WATER SAMPLES FOR BENZENE, TOLUENE, ETHYLBENZENE, XYLENES AND TPH AS GASOLINE USING EPA METHOD 8021B AND NWTPH-Gx

Results Reported as ug/L (ppb)

Sample ID Laboratory ID	Benzene	Toluene	Ethyl Benzene	Total Xylenes	Gasoline Range	Surrogate (% Recovery) (Limit 52-124)
01MW01-20090408 904104-01	<1	<1	<1	<3	<100	81
01MW26-20090408 904104-02	84	10	27	79	1,100	99
01MW27-20090408 d 904104-03 1/100	10,000	410	150	480	25,000	81
01MW96-20090408 d 904104-04 1/100	10,000	410	150	470	24,000	80
01MW53-20090408 904104-05	<1	<1	<1	<3	<100	82
01MW42-20090408 904104-06	<1	<1	<1	<3	<100	88
01MW12-20090408 904104-07	36	2	1	4	280	78
MW05-20090408 904104-08	<1	<1	<1	<3	<100	84
01MW36-20090408 904104-10	<1	<1	<1	<3	<100	90
01MW32-20090408 904104-11	<1	<1	<1	<3	<100	80
02MW01-20090408 904104-12	<1	<1	<1	<3	<100	78

Date of Report: 04/23/09
Date Received: 04/08/09
Project: TOC_01-600_20090408 WORFDB2, F&BI 904104
Date Extracted: 04/13/09 and 04/14/09
Date Analyzed: 04/13/09, 04/14/09 and 04/15/09

RESULTS FROM THE ANALYSIS OF THE WATER SAMPLES FOR BENZENE, TOLUENE, ETHYLBENZENE, XYLENES AND TPH AS GASOLINE USING EPA METHOD 8021B AND NWTPH-Gx

Results Reported as ug/L (ppb)

Sample ID Laboratory ID	Benzene	Toluene	Ethyl Benzene	Total Xylenes	Gasoline Range	Surrogate (% Recovery) (Limit 52-124)
01MW37-20090408 904104-13	<1	<1	<1	<3	<100	78
01MW38-20090408 904104-14	<1	<1	<1	5	<100	92
01MW17-20090408 904104-15	<1	<1	<1	<3	<100	78
01MW39-20090408 904104-16	<1	<1	<1	<3	<100	89
01MW65-20090408 904104-18	<1	<1	<1	<3	<100	82
02MW03-20090408 904104-19	3	<1	<1	<3	<100	86
02MW04-20090408 d 904104-20 1/10	18	41	280	450	5,200	118
02MW06-20090408 904104-21	<1	<1	<1	<3	<100	73
02MW04-20090408 904104-22	<1	1	<1	<3	260	95
02MW10-20090408 904104-23	<1	<1	<1	<3	<100	78
01MW13-20090408 904104-24	<1	<1	3	<3	150	83

Date of Report: 04/23/09
Date Received: 04/08/09
Project: TOC_01-600_20090408 WORFDB2, F&BI 904104
Date Extracted: 04/13/09 and 04/14/09
Date Analyzed: 04/13/09, 04/14/09 and 04/15/09

RESULTS FROM THE ANALYSIS OF THE WATER SAMPLES FOR BENZENE, TOLUENE, ETHYLBENZENE, XYLENES AND TPH AS GASOLINE USING EPA METHOD 8021B AND NWTPH-Gx

Results Reported as ug/L (ppb)

Sample ID Laboratory ID	Benzene	Toluene	Ethyl Benzene	Total Xylenes	Gasoline Range	Surrogate (% Recovery) (Limit 52-124)
01MW30-20090408 904104-25	<1	<1	<1	<3	<100	74
01MW19-20090408 d 904104-26 1/100	4,300	61	590	2,400	18,000	77
01MW20-20090408 904104-27	26	7	75	93	1,100	95
01MW59-20090408 904104-28	<1	<1	<1	<3	<100	79
01MW09-20090409 d 904104-29 1/100	6,200	190	330	860	18,000	83
01MW18-20090408 d 904104-30 1/10	230	30	87	250	2,800	93
01MW40-20090408 904104-31	<1	<1	<1	<3	<100	82
01MW21-20090408 904104-32	<1	<1	<1	<3	<100	77
Method Blank	<1	<1	<1	<3	<100	87
Method Blank	<1	<1	<1	<3	<100	89

Date of Report: 04/23/09
Date Received: 04/08/09
Project: TOC_01-600_20090408 WORFDB2, F&BI 904104
Date Extracted: 04/09/09
Date Analyzed: 04/13/09 and 04/14/09

RESULTS FROM THE ANALYSIS OF THE WATER SAMPLES FOR TOTAL PETROLEUM HYDROCARBONS AS DIESEL AND MOTOR OIL USING METHOD NWTPH-Dx
Sample Extracts Passed Through a Silica Gel Column Prior to Analysis
Results Reported as ug/L (ppb)

Sample ID Laboratory ID	Diesel Range (C_{10}-C_{25})	Motor Oil Range (C_{25}-C_{36})	Surrogate (% Recovery) (Limit 50-150)
01MW01-20090408 904104-01	<50	<250	110
01MW26-20090408 904104-02	540	<250	101
01MW27-20090408 904104-03	1,500 x	<250	98
01MW96-20090408 904104-04	1,400 x	<250	92
01MW53-20090408 904104-05	<50	<250	112
01MW42-20090408 904104-06	<50	<250	107
01MW12-20090408 904104-07	62	<250	115
MW05-20090408 904104-08	<50	<250	104
01MW36-20090408 904104-10	<50	<250	101
01MW32-20090408 904104-11	<50	<250	94
02MW01-20090408 904104-12	<50	<250	98
01MW37-20090408 904104-13	<50	<250	108

Date of Report: 04/23/09
Date Received: 04/08/09
Project: TOC_01-600_20090408 WORFDB2, F&BI 904104
Date Extracted: 04/09/09
Date Analyzed: 04/13/09 and 04/14/09

RESULTS FROM THE ANALYSIS OF THE WATER SAMPLES FOR TOTAL PETROLEUM HYDROCARBONS AS DIESEL AND MOTOR OIL USING METHOD NWTPH-Dx
Sample Extracts Passed Through a Silica Gel Column Prior to Analysis
Results Reported as ug/L (ppb)

Sample ID Laboratory ID	Diesel Range (C_{10}-C_{25})	Motor Oil Range (C_{25}-C_{36})	Surrogate (% Recovery) (Limit 50-150)
01MW38-20090408 dv 904104-14	<69	<350	114
01MW17-20090408 dv 904104-15	<60	<300	114
01MW39-20090408 904104-16	<50	<250	120
01MW65-20090408 904104-18	<50	<250	103
02MW03-20090408 904104-19	<50	<250	115
02MW04-20090408 904104-20	490 x	<250	129
02MW06-20090408 904104-21	<50	<250	120
02MW04-20090408 904104-22	220 x	<250	132
02MW10-20090408 904104-23	<50	<250	118
01MW13-20090408 904104-24	<50	<250	123
01MW30-20090408 904104-25	<50	<250	116
01MW19-20090408 904104-26	1,800 x	<250	110

Date of Report: 04/23/09
Date Received: 04/08/09
Project: TOC_01-600_20090408 WORFDB2, F&BI 904104
Date Extracted: 04/09/09
Date Analyzed: 04/13/09 and 04/14/09

RESULTS FROM THE ANALYSIS OF THE WATER SAMPLES FOR TOTAL PETROLEUM HYDROCARBONS AS DIESEL AND MOTOR OIL USING METHOD NWTPH-Dx
Sample Extracts Passed Through a Silica Gel Column Prior to Analysis
Results Reported as ug/L (ppb)

Sample ID Laboratory ID	Diesel Range (C_{10}-C_{25})	Motor Oil Range (C_{25}-C_{36})	Surrogate (% Recovery) (Limit 50-150)
01MW20-20090408 904104-27	340 x	<250	135
01MW59-20090408 904104-28	<50	<250	134
01MW09-20090409 904104-29	10,000	<250	ip
01MW18-20090408 904104-30	1,000 x	<250	120
01MW40-20090408 904104-31	<50	<250	149
01MW21-20090408 904104-32	120	<250	113
Method Blank	<50	<250	110
Method Blank	<50	<250	132

Analysis For Volatile Compounds By EPA Method 8260C

Client Sample ID:	MW05-20090408	Client:	Sound Environmental Strategies
Date Received:	04/08/09	Project:	TOC_01-600_20090408 WORFDB2, F&BI 9041
Date Extracted:	04/13/09	Lab ID:	904104-08
Date Analyzed:	04/13/09	Data File:	041312.D
Matrix:	Water	Instrument:	GCMS4
Units:	ug/L (ppb)	Operator:	MB

Surrogates:	% Recovery:	Lower Limit:	Upper Limit:
1,2-Dichloroethane-d4	87	63	127
Toluene-d8	88	60	129
4-Bromofluorobenzene	100	51	145

Compounds:	Concentration ug/L (ppb)
Vinyl chloride	1.0
Chloroethane	<1
1,1-Dichloroethene	<1
Methylene chloride	<5
trans-1,2-Dichloroethene	<1
1,1-Dichloroethane	<1
cis-1,2-Dichloroethene	7.4
1,2-Dichloroethane (EDC)	<1
1,1,1-Trichloroethane	<1
Trichloroethene	82
Tetrachloroethene	<1

Analysis For Volatile Compounds By EPA Method 8260C

Client Sample ID:	01MW57-20090408	Client:	Sound Environmental Strategies
Date Received:	04/08/09	Project:	TOC_01-600_20090408 WORFDB2, F&BI 9041
Date Extracted:	04/13/09	Lab ID:	904104-09
Date Analyzed:	04/13/09	Data File:	041313.D
Matrix:	Water	Instrument:	GCMS4
Units:	ug/L (ppb)	Operator:	MB

Surrogates:	% Recovery:	Lower Limit:	Upper Limit:
1,2-Dichloroethane-d4	88	63	127
Toluene-d8	88	60	129
4-Bromofluorobenzene	103	51	145

Compounds:	Concentration ug/L (ppb)
Vinyl chloride	<0.2
Chloroethane	<1
1,1-Dichloroethene	<1
Methylene chloride	<5
trans-1,2-Dichloroethene	<1
1,1-Dichloroethane	<1
cis-1,2-Dichloroethene	<1
1,2-Dichloroethane (EDC)	<1
1,1,1-Trichloroethane	<1
Trichloroethene	<1
Tetrachloroethene	<1

Analysis For Volatile Compounds By EPA Method 8260C

Client Sample ID:	01MW54-20090408	Client:	Sound Environmental Strategies
Date Received:	04/08/09	Project:	TOC_01-600_20090408 WORFDB2, F&BI 9041
Date Extracted:	04/13/09	Lab ID:	904104-17
Date Analyzed:	04/13/09	Data File:	041315.D
Matrix:	Water	Instrument:	GCMS4
Units:	ug/L (ppb)	Operator:	MB

Surrogates:	% Recovery:	Lower Limit:	Upper Limit:
1,2-Dichloroethane-d4	88	63	127
Toluene-d8	88	60	129
4-Bromofluorobenzene	98	51	145

Compounds:	Concentration ug/L (ppb)
Vinyl chloride	<0.2
Chloroethane	<1
1,1-Dichloroethene	<1
Methylene chloride	<5
trans-1,2-Dichloroethene	<1
1,1-Dichloroethane	<1
cis-1,2-Dichloroethene	<1
1,2-Dichloroethane (EDC)	<1
1,1,1-Trichloroethane	<1
Trichloroethene	1.0
Tetrachloroethene	<1

Analysis For Volatile Compounds By EPA Method 8260C

Client Sample ID:	01MW65-20090408	Client:	Sound Environmental Strategies
Date Received:	04/08/09	Project:	TOC_01-600_20090408 WORFDB2, F&BI 9041
Date Extracted:	04/13/09	Lab ID:	904104-18
Date Analyzed:	04/13/09	Data File:	041316.D
Matrix:	Water	Instrument:	GCMS4
Units:	ug/L (ppb)	Operator:	MB

Surrogates:	% Recovery:	Lower Limit:	Upper Limit:
1,2-Dichloroethane-d4	90	63	127
Toluene-d8	87	60	129
4-Bromofluorobenzene	97	51	145

Compounds:	Concentration ug/L (ppb)
Vinyl chloride	<0.2
Chloroethane	<1
1,1-Dichloroethene	<1
Methylene chloride	<5
trans-1,2-Dichloroethene	<1
1,1-Dichloroethane	<1
cis-1,2-Dichloroethene	<1
1,2-Dichloroethane (EDC)	<1
1,1,1-Trichloroethane	<1
Trichloroethene	3.5
Tetrachloroethene	<1

Analysis For Volatile Compounds By EPA Method 8260C

Client Sample ID:	01MW30-20090408	Client:	Sound Environmental Strategies
Date Received:	04/08/09	Project:	TOC_01-600_20090408 WORFDB2, F&BI 9041
Date Extracted:	04/13/09	Lab ID:	904104-25
Date Analyzed:	04/13/09	Data File:	041314.D
Matrix:	Water	Instrument:	GCMS4
Units:	ug/L (ppb)	Operator:	MB

Surrogates:	% Recovery:	Lower Limit:	Upper Limit:
1,2-Dichloroethane-d4	88	63	127
Toluene-d8	88	60	129
4-Bromofluorobenzene	98	51	145

Compounds:	Concentration ug/L (ppb)
Vinyl chloride	<0.2
Chloroethane	<1
1,1-Dichloroethene	<1
Methylene chloride	<5
trans-1,2-Dichloroethene	<1
1,1-Dichloroethane	<1
cis-1,2-Dichloroethene	<1
1,2-Dichloroethane (EDC)	<1
1,1,1-Trichloroethane	<1
Trichloroethene	<1
Tetrachloroethene	<1

Analysis For Volatile Compounds By EPA Method 8260C

Client Sample ID:	01MW19-20090408	Client:	Sound Environmental Strategies
Date Received:	04/08/09	Project:	TOC_01-600_20090408 WORFDB2, F&BI 9041
Date Extracted:	04/13/09	Lab ID:	904104-26
Date Analyzed:	04/13/09	Data File:	041317.D
Matrix:	Water	Instrument:	GCMS4
Units:	ug/L (ppb)	Operator:	MB

Surrogates:	% Recovery:	Lower Limit:	Upper Limit:
1,2-Dichloroethane-d4	86	63	127
Toluene-d8	87	60	129
4-Bromofluorobenzene	92	51	145

Compounds:	Concentration ug/L (ppb)
Vinyl chloride	<0.2
Chloroethane	<1
1,1-Dichloroethene	<1
Methylene chloride	<5
trans-1,2-Dichloroethene	<1
1,1-Dichloroethane	<1
cis-1,2-Dichloroethene	<1
1,2-Dichloroethane (EDC)	<1
1,1,1-Trichloroethane	<1
Trichloroethene	<1
Tetrachloroethene	<1

Analysis For Volatile Compounds By EPA Method 8260C

Client Sample ID:	01MW20-20090408	Client:	Sound Environmental Strategies
Date Received:	04/08/09	Project:	TOC_01-600_20090408 WORFDB2, F&BI 9041
Date Extracted:	04/13/09	Lab ID:	904104-27
Date Analyzed:	04/14/09	Data File:	041337.D
Matrix:	Water	Instrument:	GCMS4
Units:	ug/L (ppb)	Operator:	MB

Surrogates:	% Recovery:	Lower Limit:	Upper Limit:
1,2-Dichloroethane-d4	88	63	127
Toluene-d8	87	60	129
4-Bromofluorobenzene	92	51	145

Compounds:	Concentration ug/L (ppb)
Vinyl chloride	<0.2
Chloroethane	<1
1,1-Dichloroethene	<1
Methylene chloride	<5
trans-1,2-Dichloroethene	<1
1,1-Dichloroethane	<1
cis-1,2-Dichloroethene	<1
1,2-Dichloroethane (EDC)	<1
1,1,1-Trichloroethane	<1
Trichloroethene	1.4
Tetrachloroethene	<1

Analysis For Volatile Compounds By EPA Method 8260C

Client Sample ID:	Method Blank	Client:	Sound Environmental Strategies
Date Received:	NA	Project:	TOC_01-600_20090408 WORFDB2, F&BI 9041
Date Extracted:	04/13/09	Lab ID:	090465 mb
Date Analyzed:	04/13/09	Data File:	041303.D
Matrix:	Water	Instrument:	GCMS4
Units:	ug/L (ppb)	Operator:	MB

Surrogates:	% Recovery:	Lower Limit:	Upper Limit:
1,2-Dichloroethane-d4	92	63	127
Toluene-d8	89	60	129
4-Bromofluorobenzene	103	51	145

Compounds:	Concentration ug/L (ppb)
Vinyl chloride	<0.2
Chloroethane	<1
1,1-Dichloroethene	<1
Methylene chloride	<5
trans-1,2-Dichloroethene	<1
1,1-Dichloroethane	<1
cis-1,2-Dichloroethene	<1
1,2-Dichloroethane (EDC)	<1
1,1,1-Trichloroethane	<1
Trichloroethene	<1
Tetrachloroethene	<1

Analysis For Semivolatile Compounds By EPA Method 8270D SIM

Client Sample ID:	01MW01-20090408	Client:	Sound Environmental Strategies
Date Received:	04/08/09	Project:	TOC_01-600_20090408 WORFDB2, F&BI 9041
Date Extracted:	04/09/09	Lab ID:	904104-01 1/20
Date Analyzed:	04/11/09	Data File:	041031.D
Matrix:	Water	Instrument:	GCMS3
Units:	ug/L (ppb)	Operator:	ya

Surrogates:	% Recovery:	Lower Limit:	Upper Limit:
2-Fluorophenol	58	19	87
Phenol-d6	35	12	56
2,4,6-Tribromophenol	85	10	154

Compounds:	Concentration ug/L (ppb)
Pentachlorophenol	11

Analysis For Semivolatile Compounds By EPA Method 8270D SIM

Client Sample ID:	01MW26-20090408	Client:	Sound Environmental Strategies
Date Received:	04/08/09	Project:	TOC_01-600_20090408 WORFDB2, F&BI 9041
Date Extracted:	04/09/09	Lab ID:	904104-02
Date Analyzed:	04/17/09	Data File:	041712.D
Matrix:	Water	Instrument:	GCMS3
Units:	ug/L (ppb)	Operator:	ya

Surrogates:	% Recovery:	Lower Limit:	Upper Limit:
2-Fluorophenol	55	19	87
Phenol-d6	28	12	56
2,4,6-Tribromophenol	98	10	154

Compounds:	Concentration ug/L (ppb)
Pentachlorophenol	<0.5

Analysis For Semivolatile Compounds By EPA Method 8270D SIM

Client Sample ID:	01MW27-20090408	Client:	Sound Environmental Strategies
Date Received:	04/08/09	Project:	TOC_01-600_20090408 WORFDB2, F&BI 9041
Date Extracted:	04/09/09	Lab ID:	904104-03
Date Analyzed:	04/17/09	Data File:	041714.D
Matrix:	Water	Instrument:	GCMS3
Units:	ug/L (ppb)	Operator:	ya

Surrogates:	% Recovery:	Lower Limit:	Upper Limit:
2-Fluorophenol	40	19	87
Phenol-d6	20	12	56
2,4,6-Tribromophenol	38	10	154

Compounds:	Concentration ug/L (ppb)
Pentachlorophenol	1.3

Analysis For Semivolatile Compounds By EPA Method 8270D SIM

Client Sample ID:	01MW96-20090408	Client:	Sound Environmental Strategies
Date Received:	04/08/09	Project:	TOC_01-600_20090408 WORFDB2, F&BI 9041
Date Extracted:	04/09/09	Lab ID:	904104-04
Date Analyzed:	04/17/09	Data File:	041715.D
Matrix:	Water	Instrument:	GCMS3
Units:	ug/L (ppb)	Operator:	ya

Surrogates:	% Recovery:	Lower Limit:	Upper Limit:
2-Fluorophenol	70	19	87
Phenol-d6	19	12	56
2,4,6-Tribromophenol	45	10	154

Compounds:	Concentration ug/L (ppb)
Pentachlorophenol	1.2

Analysis For Semivolatile Compounds By EPA Method 8270D SIM

Client Sample ID:	01MW42-20090408	Client:	Sound Environmental Strategies
Date Received:	04/08/09	Project:	TOC_01-600_20090408 WORFDB2, F&BI 9041
Date Extracted:	04/09/09	Lab ID:	904104-06
Date Analyzed:	04/10/09	Data File:	041020.D
Matrix:	Water	Instrument:	GCMS3
Units:	ug/L (ppb)	Operator:	ya

Surrogates:	% Recovery:	Lower Limit:	Upper Limit:
2-Fluorophenol	50	19	87
Phenol-d6	33	12	56
2,4,6-Tribromophenol	98	10	154

Compounds:	Concentration ug/L (ppb)
Pentachlorophenol	<0.5

Analysis For Semivolatile Compounds By EPA Method 8270D SIM

Client Sample ID:	01MW12-20090408	Client:	Sound Environmental Strategies
Date Received:	04/08/09	Project:	TOC_01-600_20090408 WORFDB2, F&BI 9041
Date Extracted:	04/09/09	Lab ID:	904104-07
Date Analyzed:	04/10/09	Data File:	041023.D
Matrix:	Water	Instrument:	GCMS3
Units:	ug/L (ppb)	Operator:	ya

Surrogates:	% Recovery:	Lower Limit:	Upper Limit:
2-Fluorophenol	55	19	87
Phenol-d6	37	12	56
2,4,6-Tribromophenol	81	10	154

Compounds:	Concentration ug/L (ppb)
Pentachlorophenol	<0.5

Analysis For Semivolatile Compounds By EPA Method 8270D SIM

Client Sample ID:	01MW37-20090408	Client:	Sound Environmental Strategies
Date Received:	04/08/09	Project:	TOC_01-600_20090408 WORFDB2, F&BI 9041
Date Extracted:	04/09/09	Lab ID:	904104-13
Date Analyzed:	04/11/09	Data File:	041027.D
Matrix:	Water	Instrument:	GCMS3
Units:	ug/L (ppb)	Operator:	ya

Surrogates:	% Recovery:	Lower Limit:	Upper Limit:
2-Fluorophenol	56	19	87
Phenol-d6	35	12	56
2,4,6-Tribromophenol	89	10	154

Compounds:	Concentration ug/L (ppb)
Pentachlorophenol	<0.5

Analysis For Semivolatile Compounds By EPA Method 8270D SIM

Client Sample ID:	01MW38-20090408	Client:	Sound Environmental Strategies
Date Received:	04/08/09	Project:	TOC_01-600_20090408 WORFDB2, F&BI 9041
Date Extracted:	04/09/09	Lab ID:	904104-14
Date Analyzed:	04/10/09	Data File:	041024.D
Matrix:	Water	Instrument:	GCMS3
Units:	ug/L (ppb)	Operator:	ya

Surrogates:	% Recovery:	Lower Limit:	Upper Limit:
2-Fluorophenol	46	19	87
Phenol-d6	25	12	56
2,4,6-Tribromophenol	85	10	154

Compounds:	Concentration ug/L (ppb)
Pentachlorophenol	<0.5

Analysis For Semivolatile Compounds By EPA Method 8270D SIM

Client Sample ID:	01MW17-20090408	Client:	Sound Environmental Strategies
Date Received:	04/08/09	Project:	TOC_01-600_20090408 WORFDB2, F&BI 9041
Date Extracted:	04/09/09	Lab ID:	904104-15
Date Analyzed:	04/11/09	Data File:	041032.D
Matrix:	Water	Instrument:	GCMS3
Units:	ug/L (ppb)	Operator:	ya

Surrogates:	% Recovery:	Lower Limit:	Upper Limit:
2-Fluorophenol	51	19	87
Phenol-d6	31	12	56
2,4,6-Tribromophenol	86	10	154

Compounds:	Concentration ug/L (ppb)
Pentachlorophenol	<0.5

Analysis For Semivolatile Compounds By EPA Method 8270D SIM

Client Sample ID:	01MW39-20090408	Client:	Sound Environmental Strategies
Date Received:	04/08/09	Project:	TOC_01-600_20090408 WORFDB2, F&BI 9041
Date Extracted:	04/09/09	Lab ID:	904104-16
Date Analyzed:	04/10/09	Data File:	041015.D
Matrix:	Water	Instrument:	GCMS3
Units:	ug/L (ppb)	Operator:	ya

Surrogates:	% Recovery:	Lower Limit:	Upper Limit:
2-Fluorophenol	44	19	87
Phenol-d6	28	12	56
2,4,6-Tribromophenol	94	10	154

Compounds:	Concentration ug/L (ppb)
Pentachlorophenol	<0.5

Analysis For Semivolatile Compounds By EPA Method 8270D SIM

Client Sample ID:	01MW13-20090408	Client:	Sound Environmental Strategies
Date Received:	04/08/09	Project:	TOC_01-600_20090408 WORFDB2, F&BI 9041
Date Extracted:	04/09/09	Lab ID:	904104-24
Date Analyzed:	04/10/09	Data File:	041022.D
Matrix:	Water	Instrument:	GCMS3
Units:	ug/L (ppb)	Operator:	ya

Surrogates:	% Recovery:	Lower Limit:	Upper Limit:
2-Fluorophenol	48	19	87
Phenol-d6	31	12	56
2,4,6-Tribromophenol	84	10	154

Compounds:	Concentration ug/L (ppb)
Pentachlorophenol	<0.5

Analysis For Semivolatile Compounds By EPA Method 8270D SIM

Client Sample ID:	01MW59-20090408	Client:	Sound Environmental Strategies
Date Received:	04/08/09	Project:	TOC_01-600_20090408 WORFDB2, F&BI 9041
Date Extracted:	04/09/09	Lab ID:	904104-28
Date Analyzed:	04/10/09	Data File:	041021.D
Matrix:	Water	Instrument:	GCMS3
Units:	ug/L (ppb)	Operator:	ya

Surrogates:	% Recovery:	Lower Limit:	Upper Limit:
2-Fluorophenol	41	19	87
Phenol-d6	29	12	56
2,4,6-Tribromophenol	95	10	154

Compounds:	Concentration ug/L (ppb)
Pentachlorophenol	<0.5

Analysis For Semivolatile Compounds By EPA Method 8270D SIM

Client Sample ID:	01MW18-20090408	Client:	Sound Environmental Strategies
Date Received:	04/08/09	Project:	TOC_01-600_20090408 WORFDB2, F&BI 9041
Date Extracted:	04/09/09	Lab ID:	904104-30
Date Analyzed:	04/17/09	Data File:	041717.D
Matrix:	Water	Instrument:	GCMS3
Units:	ug/L (ppb)	Operator:	ya

Surrogates:	% Recovery:	Lower Limit:	Upper Limit:
2-Fluorophenol	85	19	87
Phenol-d6	36	12	56
2,4,6-Tribromophenol	73	10	154

Compounds:	Concentration ug/L (ppb)
Pentachlorophenol	<0.5

Analysis For Semivolatile Compounds By EPA Method 8270D SIM

Client Sample ID:	01MW40-20090408	Client:	Sound Environmental Strategies
Date Received:	04/08/09	Project:	TOC_01-600_20090408 WORFDB2, F&BI 9041
Date Extracted:	04/09/09	Lab ID:	904104-31
Date Analyzed:	04/10/09	Data File:	041019.D
Matrix:	Water	Instrument:	GCMS3
Units:	ug/L (ppb)	Operator:	ya

Surrogates:	% Recovery:	Lower Limit:	Upper Limit:
2-Fluorophenol	44	19	87
Phenol-d6	32	12	56
2,4,6-Tribromophenol	99	10	154

Compounds:	Concentration ug/L (ppb)
Pentachlorophenol	<0.5

Analysis For Semivolatile Compounds By EPA Method 8270D SIM

Client Sample ID:	01MW21-20090408	Client:	Sound Environmental Strategies
Date Received:	04/08/09	Project:	TOC_01-600_20090408 WORFDB2, F&BI 9041
Date Extracted:	04/09/09	Lab ID:	904104-32 1/5
Date Analyzed:	04/17/09	Data File:	041718.D
Matrix:	Water	Instrument:	GCMS3
Units:	ug/L (ppb)	Operator:	ya

Surrogates:	% Recovery:	Lower Limit:	Upper Limit:
2-Fluorophenol	63	19	87
Phenol-d6	35	12	56
2,4,6-Tribromophenol	87	10	154

Compounds:	Concentration ug/L (ppb)
Pentachlorophenol	6.3

Analysis For Semivolatile Compounds By EPA Method 8270D SIM

Client Sample ID:	Method Blank	Client:	Sound Environmental Strategies
Date Received:	NA	Project:	TOC_01-600_20090408 WORFDB2, F&BI 9041
Date Extracted:	04/09/09	Lab ID:	09479mb2
Date Analyzed:	04/10/09	Data File:	041014.D
Matrix:	Water	Instrument:	GCMS3
Units:	ug/L (ppb)	Operator:	ya

Surrogates:	% Recovery:	Lower Limit:	Upper Limit:
2-Fluorophenol	52	19	87
Phenol-d6	33	12	56
2,4,6-Tribromophenol	86	10	154

Compounds:	Concentration ug/L (ppb)
Pentachlorophenol	<0.5

Date of Report: 04/23/09
Date Received: 04/08/09
Project: TOC_01-600_20090408 WORFDB2, F&BI 904104

QUALITY ASSURANCE RESULTS FOR THE ANALYSIS OF WATER SAMPLES FOR BENZENE, TOLUENE, ETHYLBENZENE, XYLENES, AND TPH AS GASOLINE USING EPA METHOD 8021B AND NWTPH-Gx

Laboratory Code: 904104-05 (Duplicate)

Analyte	Reporting Units	Sample Result	Duplicate Result	Relative Percent Difference (Limit 20)
Benzene	ug/L (ppb)	<1	<1	nm
Toluene	ug/L (ppb)	<1	<1	nm
Ethylbenzene	ug/L (ppb)	<1	<1	nm
Xylenes	ug/L (ppb)	<3	<3	nm
Gasoline	ug/L (ppb)	<100	<100	nm

Laboratory Code: Laboratory Control Sample

Analyte	Reporting Units	Spike Level	Percent Recovery LCS	Acceptance Criteria
Benzene	ug/L (ppb)	50	97	65-118
Toluene	ug/L (ppb)	50	96	72-122
Ethylbenzene	ug/L (ppb)	50	99	73-126
Xylenes	ug/L (ppb)	150	97	74-118
Gasoline	ug/L (ppb)	1,000	98	69-134

Date of Report: 04/23/09
Date Received: 04/08/09
Project: TOC_01-600_20090408 WORFDB2, F&BI 904104

QUALITY ASSURANCE RESULTS FOR THE ANALYSIS OF WATER SAMPLES FOR BENZENE, TOLUENE, ETHYLBENZENE, XYLENES, AND TPH AS GASOLINE USING EPA METHOD 8021B AND NWTPH-Gx

Laboratory Code: 904104-23 (Duplicate)

Analyte	Reporting Units	Sample Result	Duplicate Result	Relative Percent Difference (Limit 20)
Benzene	ug/L (ppb)	<1	<1	nm
Toluene	ug/L (ppb)	<1	<1	nm
Ethylbenzene	ug/L (ppb)	<1	<1	nm
Xylenes	ug/L (ppb)	<3	<3	nm
Gasoline	ug/L (ppb)	<100	<100	nm

Laboratory Code: Laboratory Control Sample

Analyte	Reporting Units	Spike Level	Percent Recovery LCS	Acceptance Criteria
Benzene	ug/L (ppb)	50	98	65-118
Toluene	ug/L (ppb)	50	96	72-122
Ethylbenzene	ug/L (ppb)	50	101	73-126
Xylenes	ug/L (ppb)	150	98	74-118
Gasoline	ug/L (ppb)	1,000	97	69-134

Date of Report: 04/23/09
Date Received: 04/08/09
Project: TOC_01-600_20090408 WORFDB2, F&BI 904104

QUALITY ASSURANCE RESULTS FOR THE ANALYSIS OF WATER SAMPLES FOR TOTAL PETROLEUM HYDROCARBONS AS DIESEL EXTENDED USING METHOD NWTPH-Dx

Laboratory Code: Laboratory Control Sample Silica Gel

Analyte	Reporting Units	Spike Level	Percent Recovery LCS	Percent Recovery LCSD	Acceptance Criteria	RPD (Limit 20)
Diesel Extended	ug/L (ppb)	2,500	109	129	69-135	17

Date of Report: 04/23/09
Date Received: 04/08/09
Project: TOC_01-600_20090408 WORFDB2, F&BI 904104

QUALITY ASSURANCE RESULTS FOR THE ANALYSIS OF WATER SAMPLES FOR TOTAL PETROLEUM HYDROCARBONS AS DIESEL EXTENDED USING METHOD NWTPH-Dx

Laboratory Code: Laboratory Control Sample Silica Gel

Analyte	Reporting Units	Spike Level	Percent Recovery LCS	Percent Recovery LCSD	Acceptance Criteria	RPD (Limit 20)
Diesel Extended	ug/L (ppb)	2,500	111	122	69-135	9

Date of Report: 04/23/09
Date Received: 04/08/09
Project: TOC_01-600_20090408 WORFDB2, F&BI 904104

QUALITY ASSURANCE RESULTS FOR THE ANALYSIS OF WATER SAMPLES FOR VOLATILES BY EPA METHOD 8260C

Laboratory Code: 904130-01 (Duplicate)

Analyte	Reporting Units	Sample Result	Duplicate Result	Relative Percent Difference (Limit 20)
Vinyl chloride	ug/L (ppb)	<0.2	<0.2	nm
Chloroethane	ug/L (ppb)	<1	<1	nm
1,1-Dichloroethene	ug/L (ppb)	<1	<1	nm
Methylene chloride	ug/L (ppb)	<5	<5	nm
trans-1,2-Dichloroethene	ug/L (ppb)	<1	<1	nm
1,1-Dichloroethane	ug/L (ppb)	<1	<1	nm
cis-1,2-Dichloroethene	ug/L (ppb)	<1	<1	nm
1,2-Dichloroethane (EDC)	ug/L (ppb)	<1	<1	nm
1,1,1-Trichloroethane	ug/L (ppb)	<1	<1	nm
Trichloroethene	ug/L (ppb)	<1	<1	nm
Tetrachloroethene	ug/L (ppb)	10	10	nm

Laboratory Code: 904125-01 (Matrix Spike)

Analyte	Reporting Units	Spike Level	Sample Result	Percent Recovery MS	Acceptance Criteria
Vinyl chloride	ug/L (ppb)	50	<0.2	92	36-166
Chloroethane	ug/L (ppb)	50	<1	97	46-160
1,1-Dichloroethene	ug/L (ppb)	50	<1	87	61-134
Methylene chloride	ug/L (ppb)	50	<5	93	68-126
trans-1,2-Dichloroethene	ug/L (ppb)	50	<1	80	72-129
1,1-Dichloroethane	ug/L (ppb)	50	<1	86	70-128
cis-1,2-Dichloroethene	ug/L (ppb)	50	<1	85	71-127
1,2-Dichloroethane (EDC)	ug/L (ppb)	50	<1	99	69-133
1,1,1-Trichloroethane	ug/L (ppb)	50	<1	92	62-133
Trichloroethene	ug/L (ppb)	50	<1	84	77-123
Tetrachloroethene	ug/L (ppb)	50	<1	80	77-121

Date of Report: 04/23/09
Date Received: 04/08/09
Project: TOC_01-600_20090408 WORFDB2, F&BI 904104

QUALITY ASSURANCE RESULTS FOR THE ANALYSIS OF WATER SAMPLES FOR VOLATILES BY EPA METHOD 8260C

Laboratory Code: Laboratory Control Sample

Analyte	Reporting Units	Spike Level	Percent Recovery LCS	Acceptance Criteria
Vinyl chloride	ug/L (ppb)	50	101	64-134
Chloroethane	ug/L (ppb)	50	108	58-146
1,1-Dichloroethene	ug/L (ppb)	50	94	70-132
Methylene chloride	ug/L (ppb)	50	98	70-124
trans-1,2-Dichloroethene	ug/L (ppb)	50	91	81-122
1,1-Dichloroethane	ug/L (ppb)	50	96	85-118
cis-1,2-Dichloroethene	ug/L (ppb)	50	93	82-122
1,2-Dichloroethane (EDC)	ug/L (ppb)	50	109	82-127
1,1,1-Trichloroethane	ug/L (ppb)	50	101	85-130
Trichloroethene	ug/L (ppb)	50	92	84-119
Tetrachloroethene	ug/L (ppb)	50	89	83-119

Date of Report: 04/23/09
Date Received: 04/08/09
Project: TOC_01-600_20090408 WORFDB2, F&BI 904104

QUALITY ASSURANCE RESULTS FOR THE ANALYSIS OF WATER SAMPLES FOR PNA'S BY EPA METHOD 8270D SIM

Laboratory Code: Laboratory Control Sample

Analyte	Reporting Units	Spike Level	Percent Recovery LCS	Percent Recovery LCSD	Acceptance Criteria	RPD (Limit 20)
Pentachlorophenol	ug/L (ppb)	7.5	53	60	15-124	12

Data Qualifiers & Definitions

a - The analyte was detected at a level less than five times the reporting limit. The RPD results may not provide reliable information on the variability of the analysis.

A1 – More than one compound of similar molecule structure was identified with equal probability.

b - The analyte was spiked at a level that was less than five times that present in the sample. Matrix spike recoveries may not be meaningful.

ca - The calibration results for this range fell outside of acceptance criteria. The value reported is an estimate.

c - The presence of the analyte indicated may be due to carryover from previous sample injections.

d - The sample was diluted. Detection limits may be raised due to dilution.

ds - The sample was diluted. Detection limits are raised due to dilution and surrogate recoveries may not be meaningful.

dv - Insufficient sample was available to achieve normal reporting limits and limits are raised accordingly.

fb - The analyte indicated was found in the method blank. The result should be considered an estimate.

fc – The compound is a common laboratory and field contaminant.

hr - The sample and duplicate were reextracted and reanalyzed. RPD results were still outside of control limits. The variability is attributed to sample inhomogeneity.

ht - The sample was extracted outside of holding time. Results should be considered estimates.

ip - Recovery fell outside of normal control limits. Compounds in the sample matrix interfered with the quantitation of the analyte.

j – The result is below normal reporting limits. The value reported is an estimate.

J - The internal standard associated with the analyte is out of control limits. The reported concentration is an estimate.

jl - The analyte result in the laboratory control sample is out of control limits. The reported concentration should be considered an estimate.

jr - The rpd result in laboratory control sample associated with the analyte is out of control limits. The reported concentration should be considered an estimate.

js - The surrogate associated with the analyte is out of control limits. The reported concentration should be considered an estimate.

lc - The presence of the compound indicated is likely due to laboratory contamination.

L - The reported concentration was generated from a library search.

nm - The analyte was not detected in one or more of the duplicate analyses. Therefore, calculation of the RPD is not applicable.

pc – The sample was received in a container not approved by the method. The value reported should be considered an estimate.

pr – The sample was received with incorrect preservation. The value reported should be considered an estimate.

ve - The value reported exceeded the calibration range established for the analyte. The reported concentration should be considered an estimate.

vo - The value reported fell outside the control limits established for this analyte.

x - The pattern of peaks present is not indicative of diesel.

y - The pattern of peaks present is not indicative of motor oil.

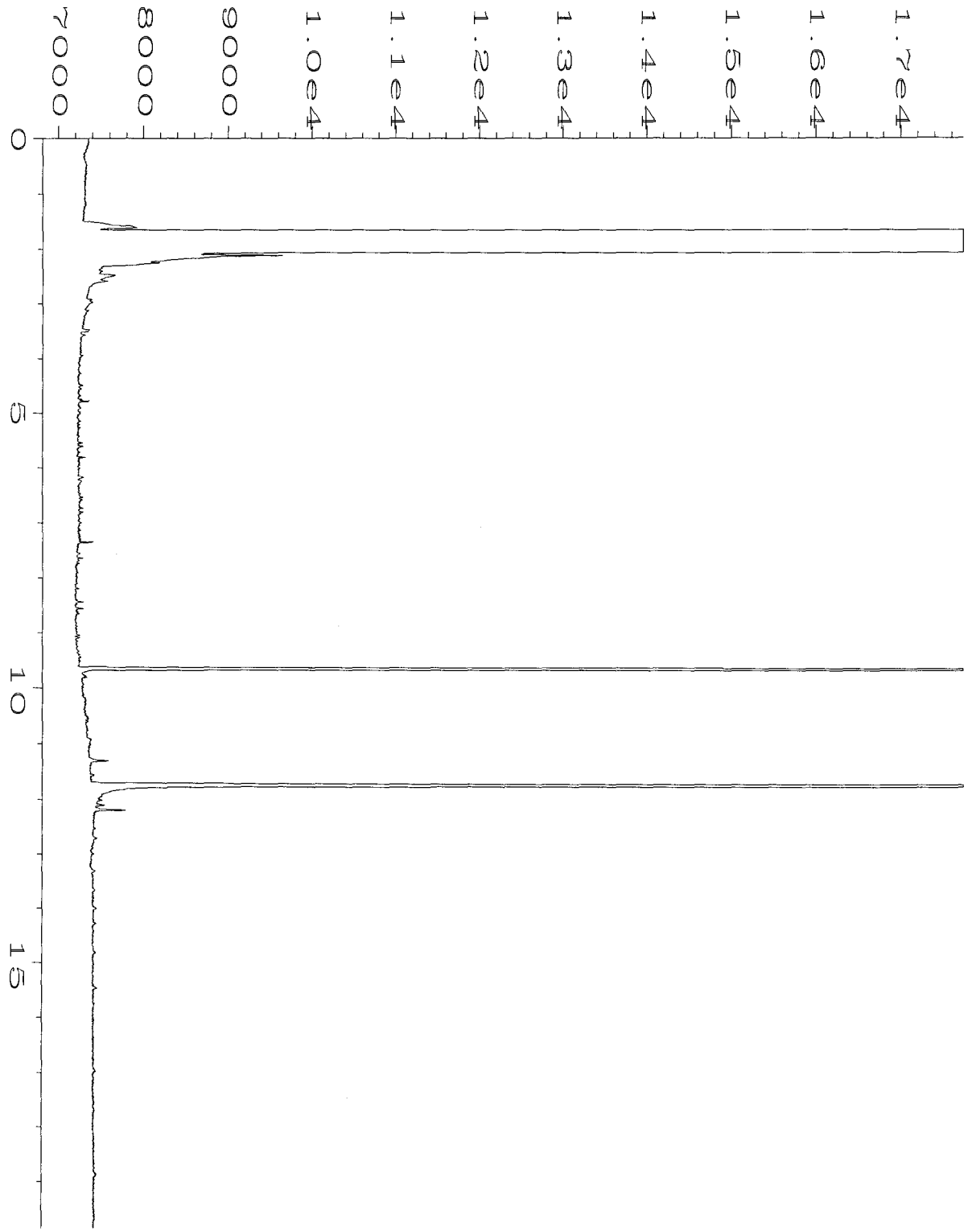

Data File Name : C:\HPCHEM\1\DATA\04-13-09\009F0401.D
Operator : ay
Instrument : GC1
Sample Name : 904104-01 sg
Run Time Bar Code:
Acquired on : 13 Apr 09 12:57 PM
Report Created on: 14 Apr 09 12:49 PM

Page Number : 1
Vial Number : 9
Injection Number : 1
Sequence Line : 4
Instrument Method: TPHD.MTH
Analysis Method : BAKEOUT.MTH

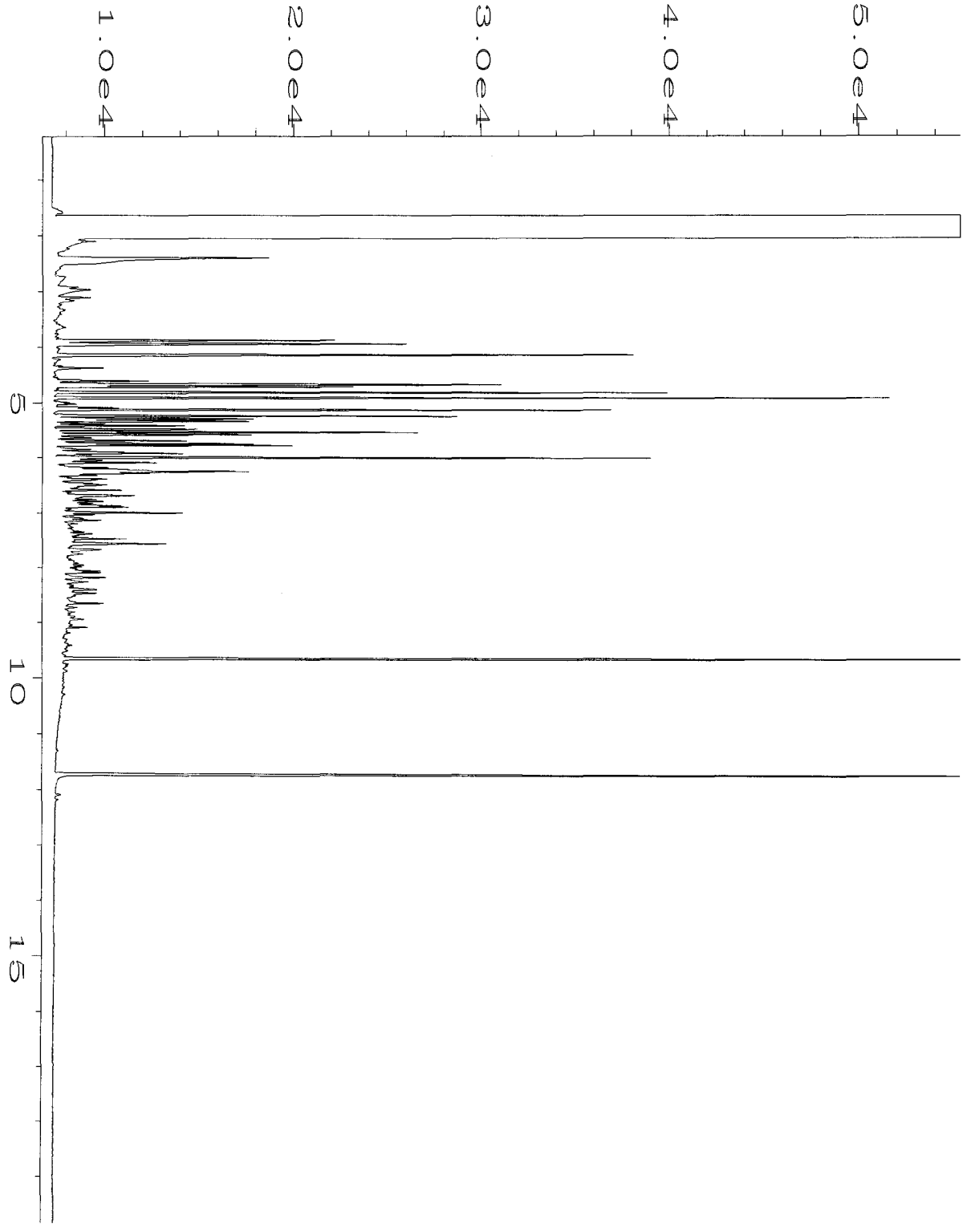

Data File Name	: C:\HPCHEM\1\DATA\04-13-09\010F0401.D		
Operator	: ay	Page Number	: 1
Instrument	: GC1	Vial Number	: 10
Sample Name	: 904104-02 sg	Injection Number	: 1
Run Time Bar Code:		Sequence Line	: 4
Acquired on	: 13 Apr 09 01:23 PM	Instrument Method	: TPHD.MTH
Report Created on	: 14 Apr 09 12:49 PM	Analysis Method	: BAKEOUT.MTH

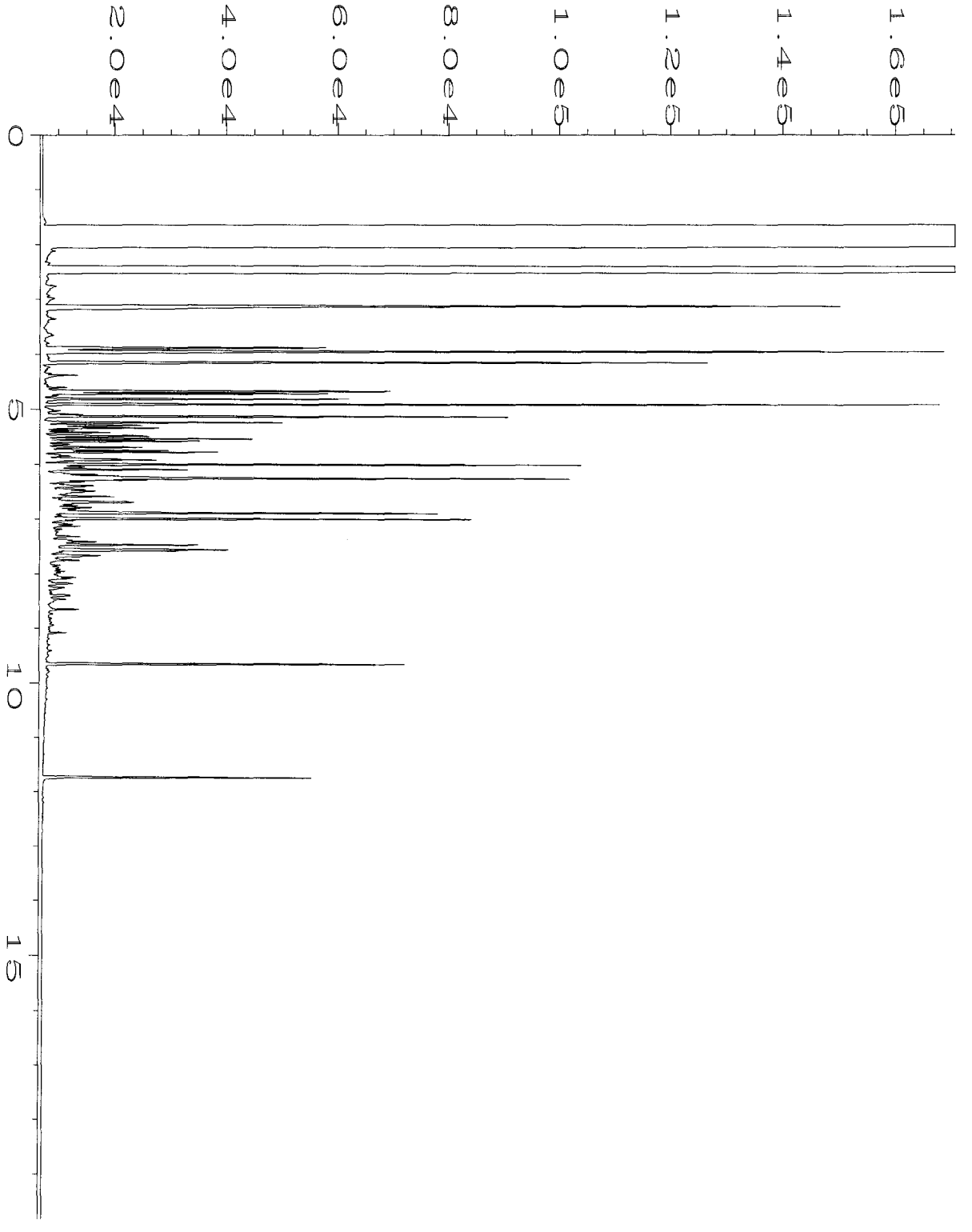

Data File Name	: C:\HPCHEM\1\DATA\04-13-09\011F0401.D		
Operator	: ay	Page Number	: 1
Instrument	: GC1	Vial Number	: 11
Sample Name	: 904104-03 sg	Injection Number	: 1
Run Time Bar Code:		Sequence Line	: 4
Acquired on	: 13 Apr 09 01:50 PM	Instrument Method	: TPHD.MTH
Report Created on	: 14 Apr 09 12:50 PM	Analysis Method	: BAKEOUT.MTH

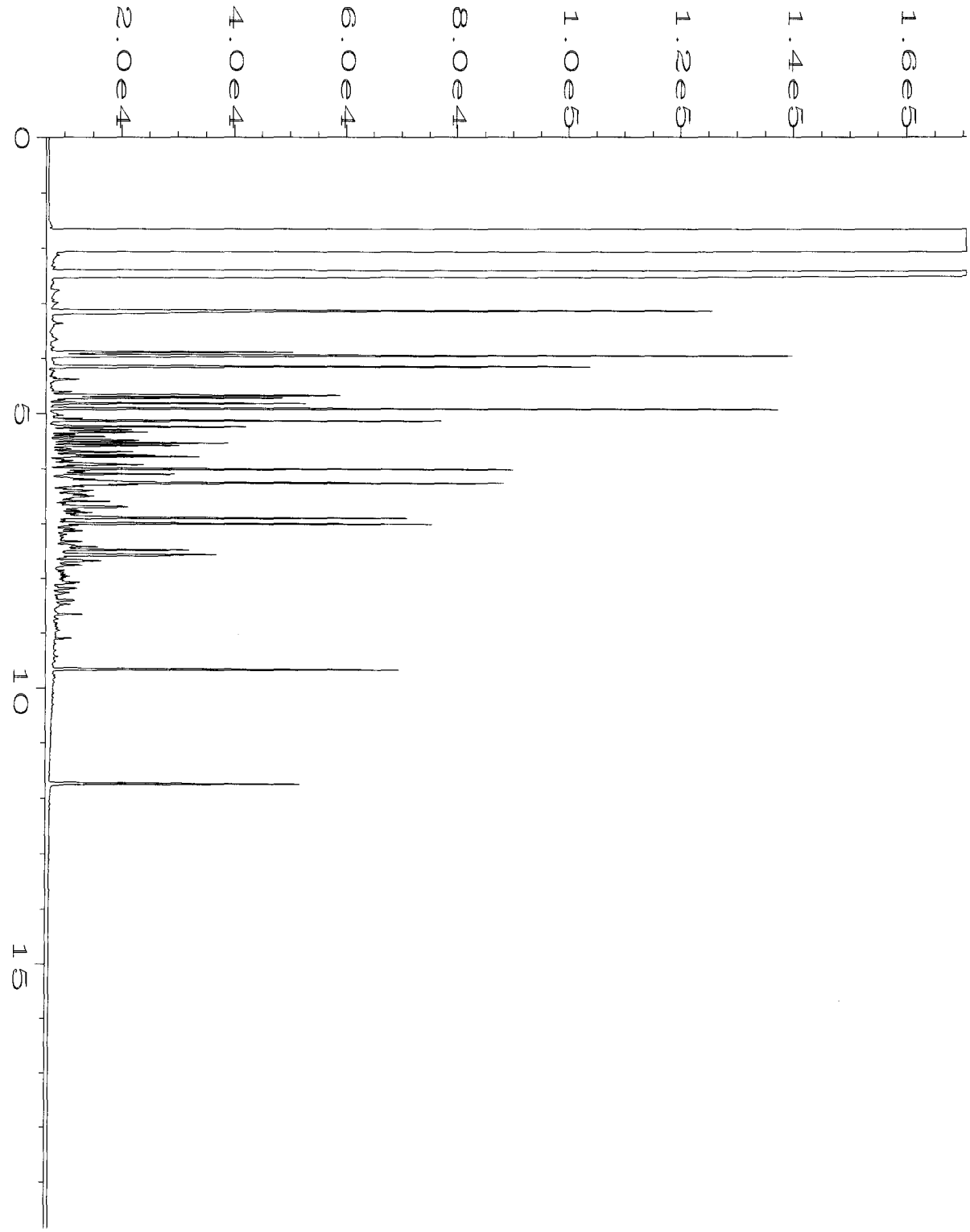

Data File Name : C:\HPCHEM\1\DATA\04-13-09\012F0401.D
Operator : ay
Instrument : GC1
Sample Name : 904104-04 sg
Run Time Bar Code:
Acquired on : 13 Apr 09 02:16 PM
Report Created on: 14 Apr 09 12:50 PM

Page Number : 1
Vial Number : 12
Injection Number : 1
Sequence Line : 4
Instrument Method: TPHD.MTH
Analysis Method : BAKEOUT.MTH

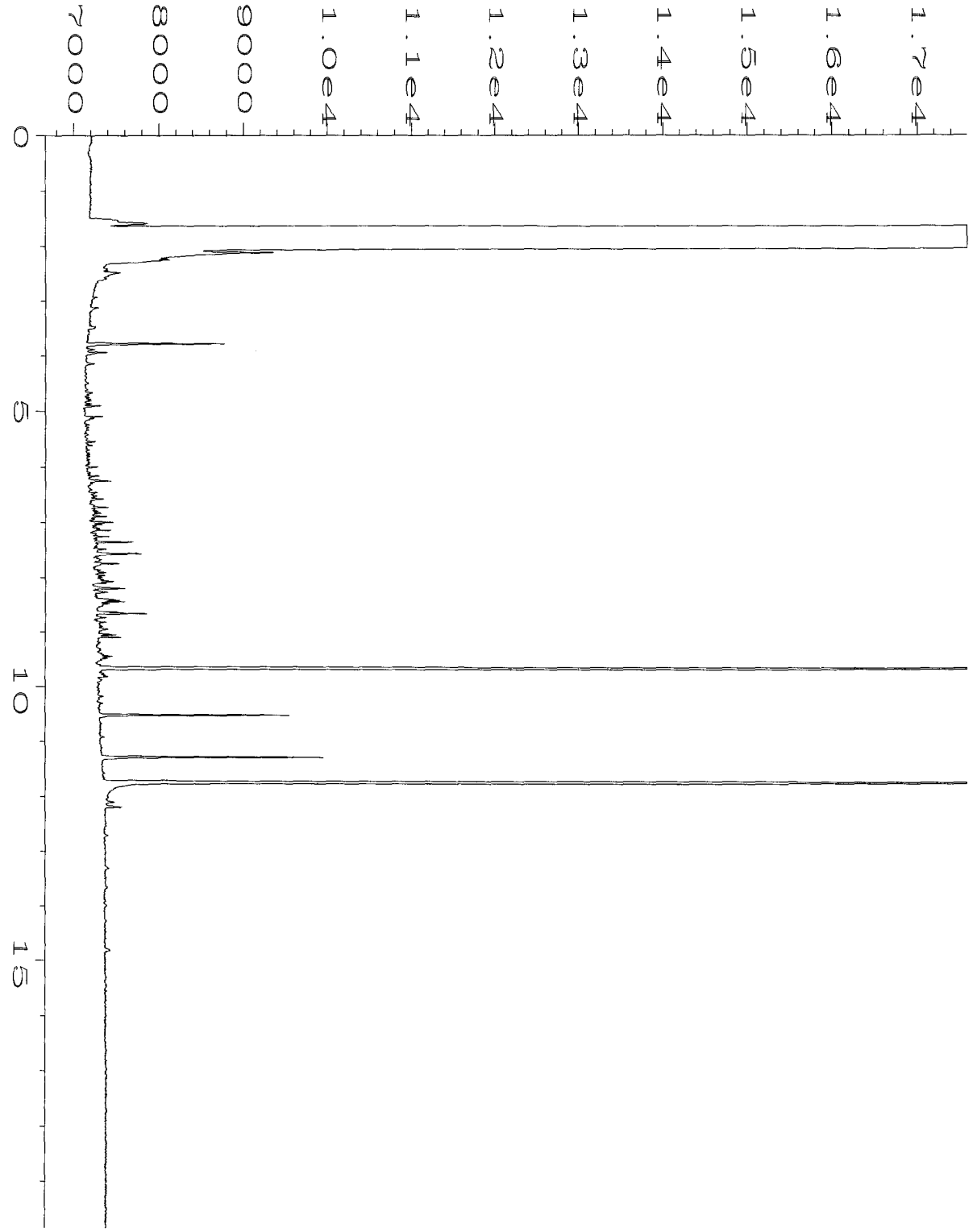

Data File Name : C:\HPCHEM\1\DATA\04-13-09\013F0401.D
Operator : ay
Instrument : GC1
Sample Name : 904104-05 sg
Run Time Bar Code:
Acquired on : 13 Apr 09 02:42 PM
Report Created on: 14 Apr 09 12:50 PM

Page Number : 1
Vial Number : 13
Injection Number : 1
Sequence Line : 4
Instrument Method: TPHD.MTH
Analysis Method : BAKEOUT.MTH

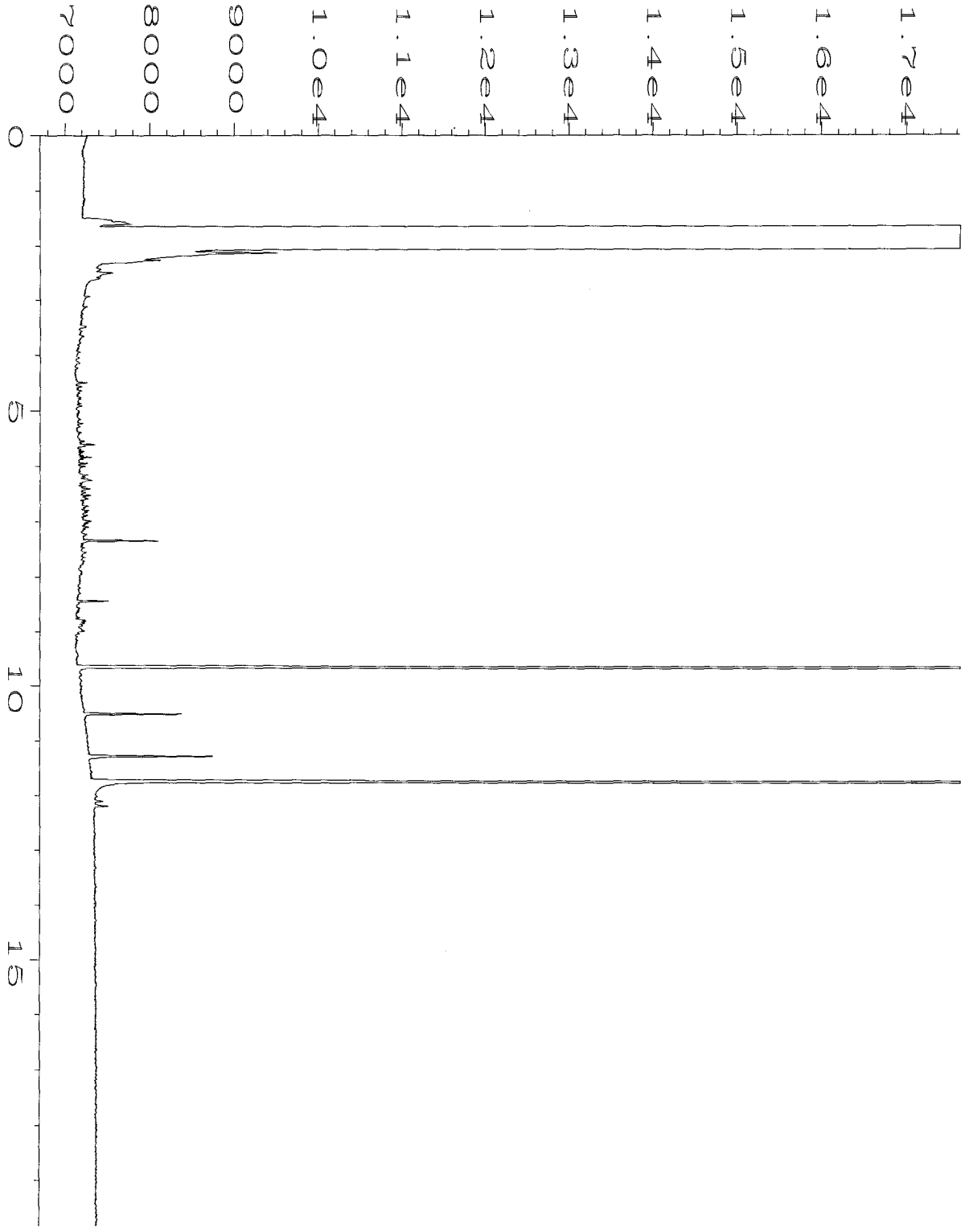

Data File Name : C:\HPCHEM\1\DATA\04-13-09\014F0401.D
Operator : ay
Instrument : GC1
Sample Name : 904104-06 sg
Run Time Bar Code:
Acquired on : 13 Apr 09 03:09 PM
Report Created on: 14 Apr 09 12:50 PM

Page Number : 1
Vial Number : 14
Injection Number : 1
Sequence Line : 4
Instrument Method: TPHD.MTH
Analysis Method : BAKEOUT.MTH

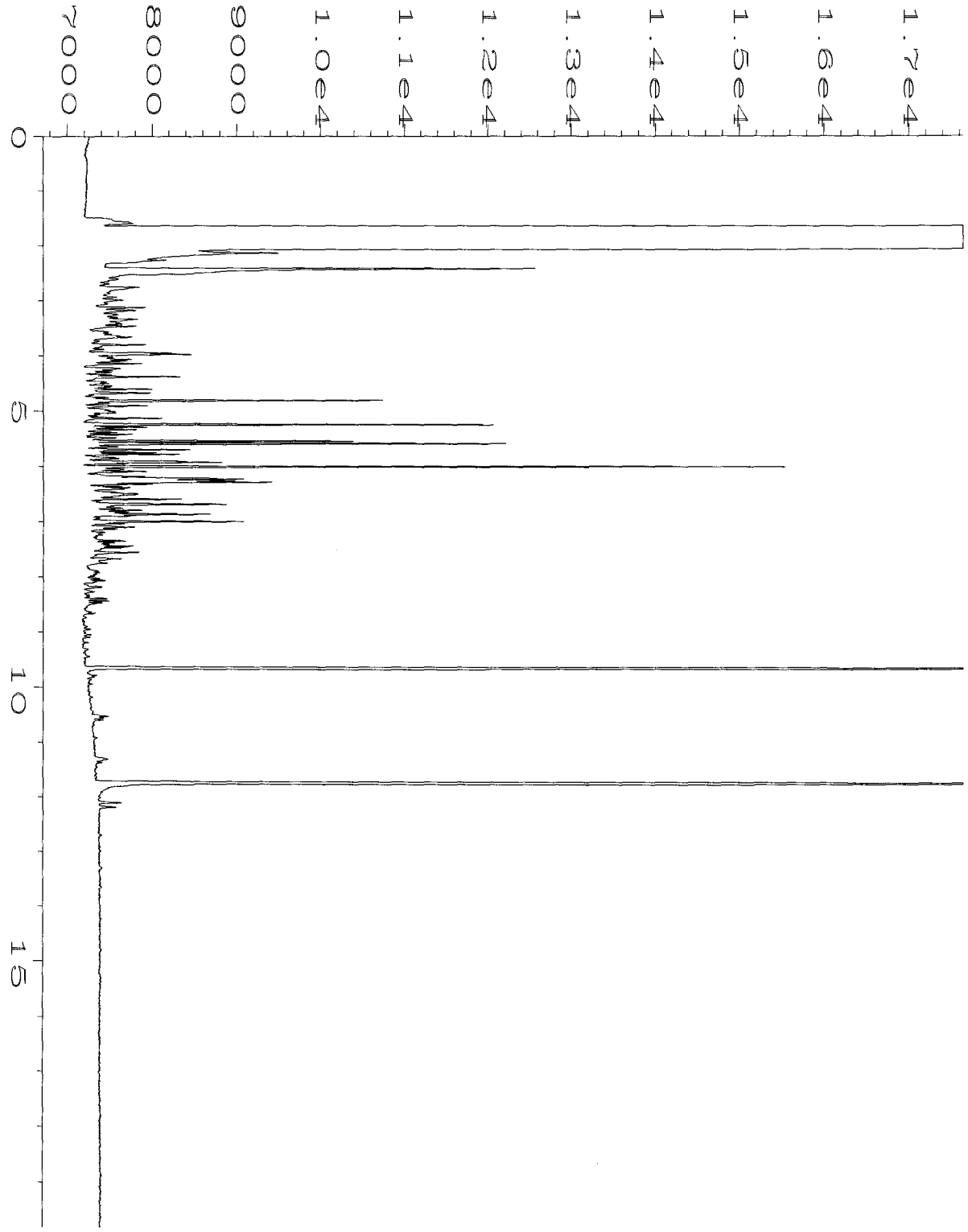

Data File Name : C:\HPCHEM\1\DATA\04-13-09\015F0401.D
Operator : ay
Instrument : GC1
Sample Name : 904104-07 sg
Run Time Bar Code:
Acquired on : 13 Apr 09 03:35 PM
Report Created on: 14 Apr 09 12:50 PM

Page Number : 1
Vial Number : 15
Injection Number : 1
Sequence Line : 4
Instrument Method: TPHD.MTH
Analysis Method : BAKEOUT.MTH

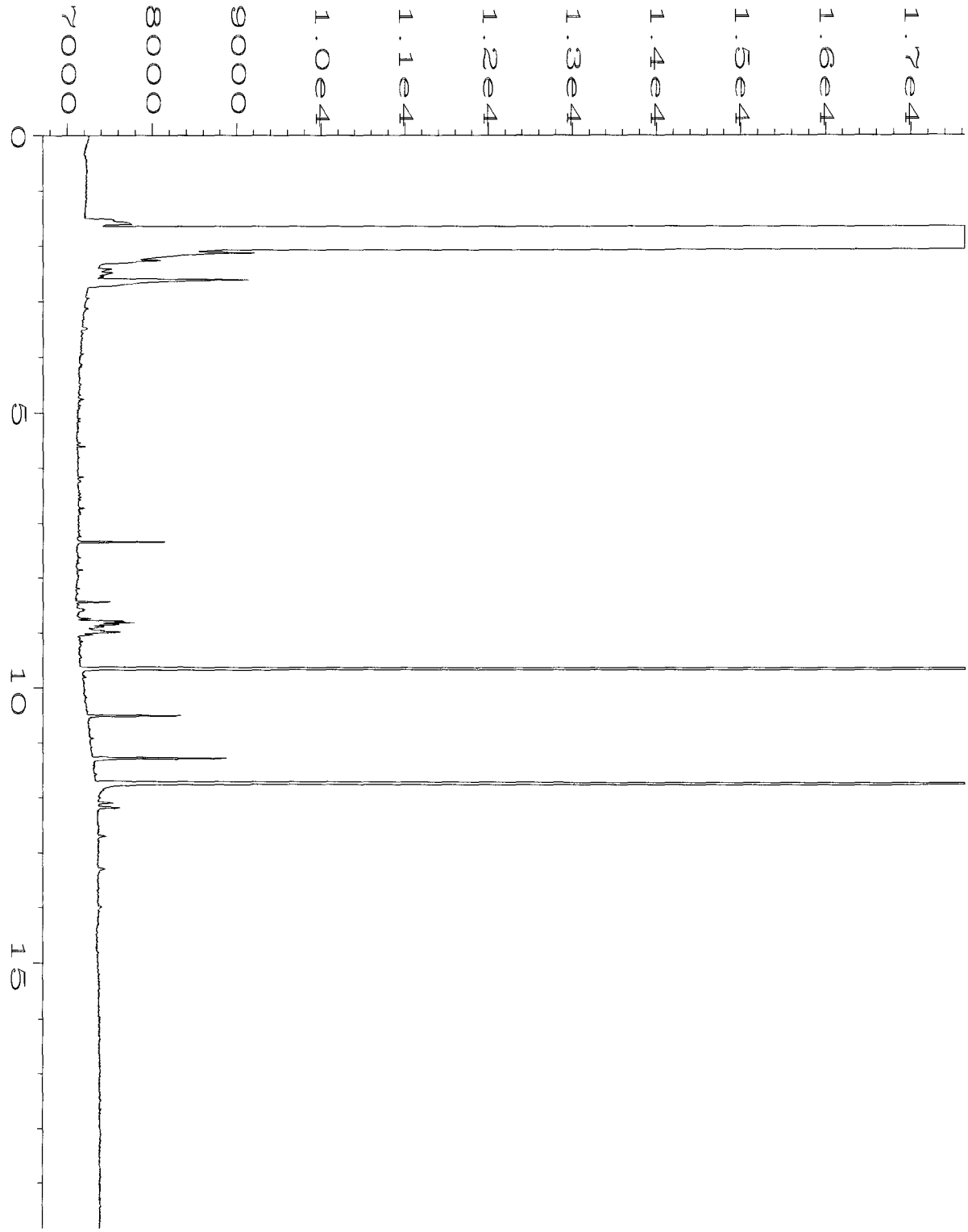

Data File Name : C:\HPCHEM\1\DATA\04-13-09\016F0701.D
Operator : ay
Instrument : GC1
Sample Name : 904104-08 sg
Run Time Bar Code:
Acquired on : 13 Apr 09 04:55 PM
Report Created on: 14 Apr 09 12:51 PM

Page Number : 1
Vial Number : 16
Injection Number : 1
Sequence Line : 7
Instrument Method: TPHD.MTH
Analysis Method : BAKEOUT.MTH

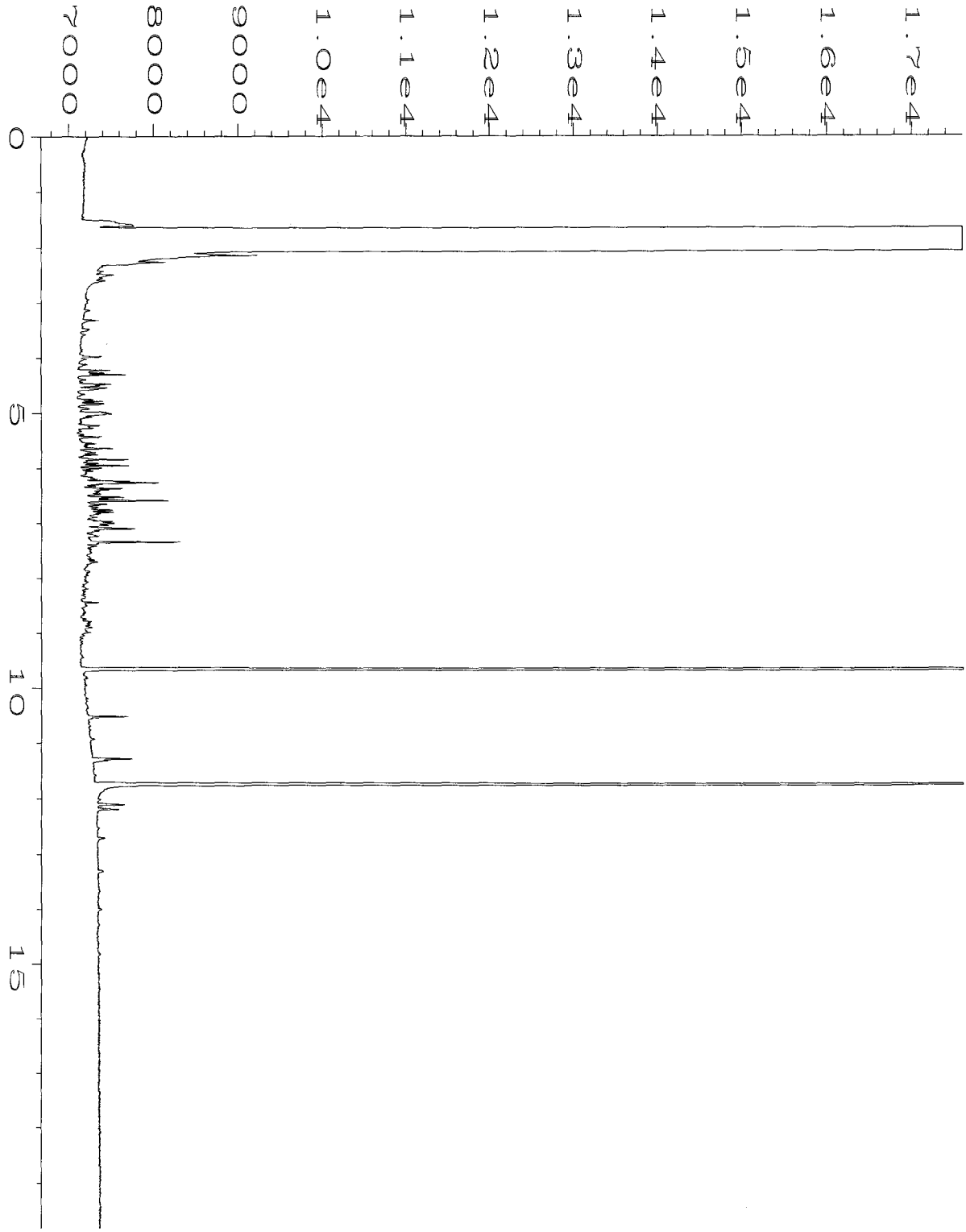

Data File Name : C:\HPCHEM\1\DATA\04-13-09\017F0901.D
Operator : ay
Instrument : GC1
Sample Name : 904104-10 sg
Run Time Bar Code:
Acquired on : 13 Apr 09 05:47 PM
Report Created on: 14 Apr 09 12:51 PM

Page Number : 1
Vial Number : 17
Injection Number : 1
Sequence Line : 9
Instrument Method: TPHD.MTH
Analysis Method : BAKEOUT.MTH

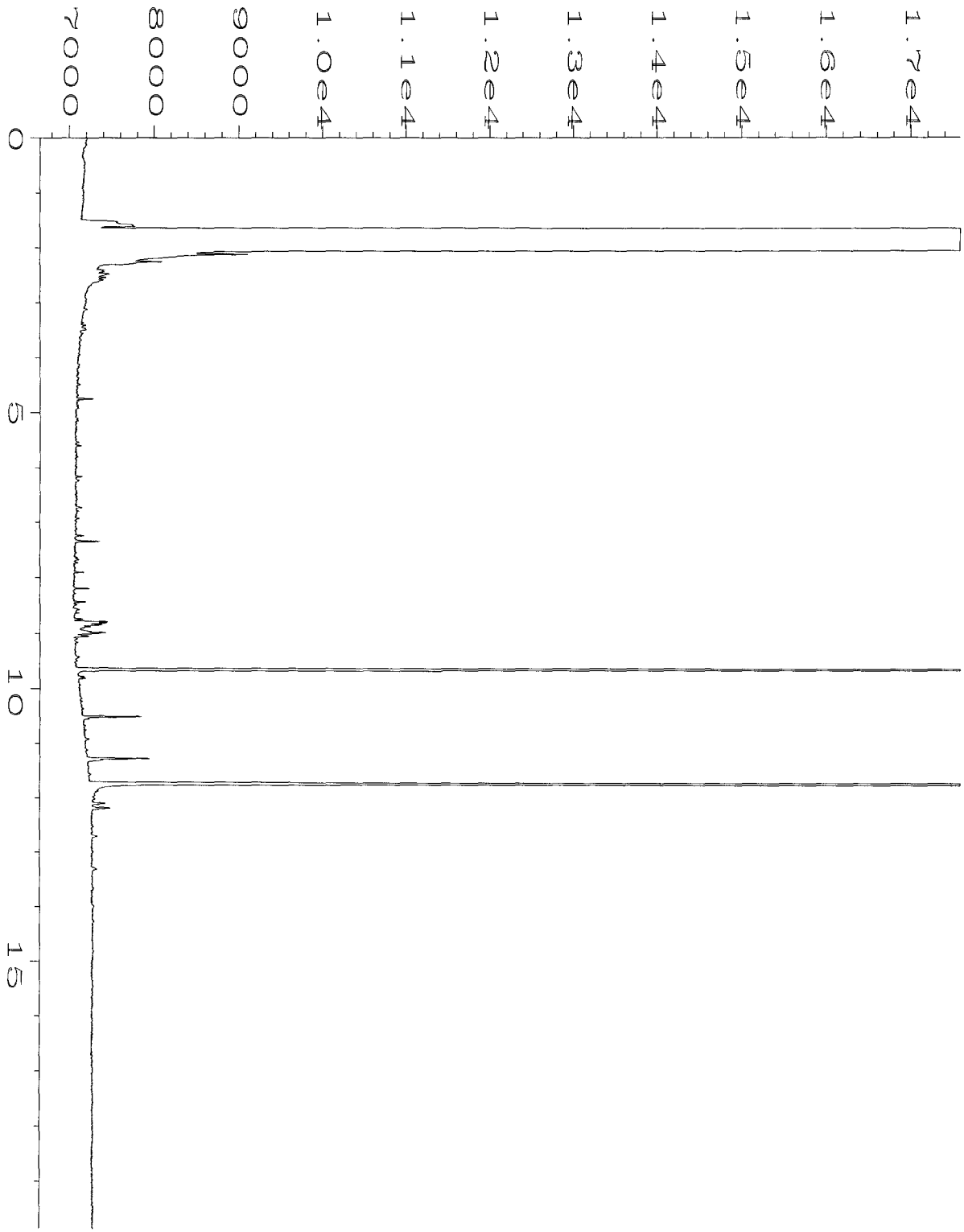

Data File Name : C:\HPCHEM\1\DATA\04-13-09\018F0901.D
Operator : ay
Instrument : GC1
Sample Name : 904104-11 sg
Run Time Bar Code:
Acquired on : 13 Apr 09 06:14 PM
Report Created on: 14 Apr 09 12:51 PM

Page Number : 1
Vial Number : 18
Injection Number : 1
Sequence Line : 9
Instrument Method: TPHD.MTH
Analysis Method : BAKEOUT.MTH



Data File Name : C:\HPCHEM\1\DATA\04-13-09\019F0901.D
Operator : ay
Instrument : GC1
Sample Name : 904104-12 sg
Run Time Bar Code:
Acquired on : 13 Apr 09 06:40 PM
Report Created on: 14 Apr 09 12:51 PM

Page Number : 1
Vial Number : 19
Injection Number : 1
Sequence Line : 9
Instrument Method: TPHD.MTH
Analysis Method : BAKEOUT.MTH

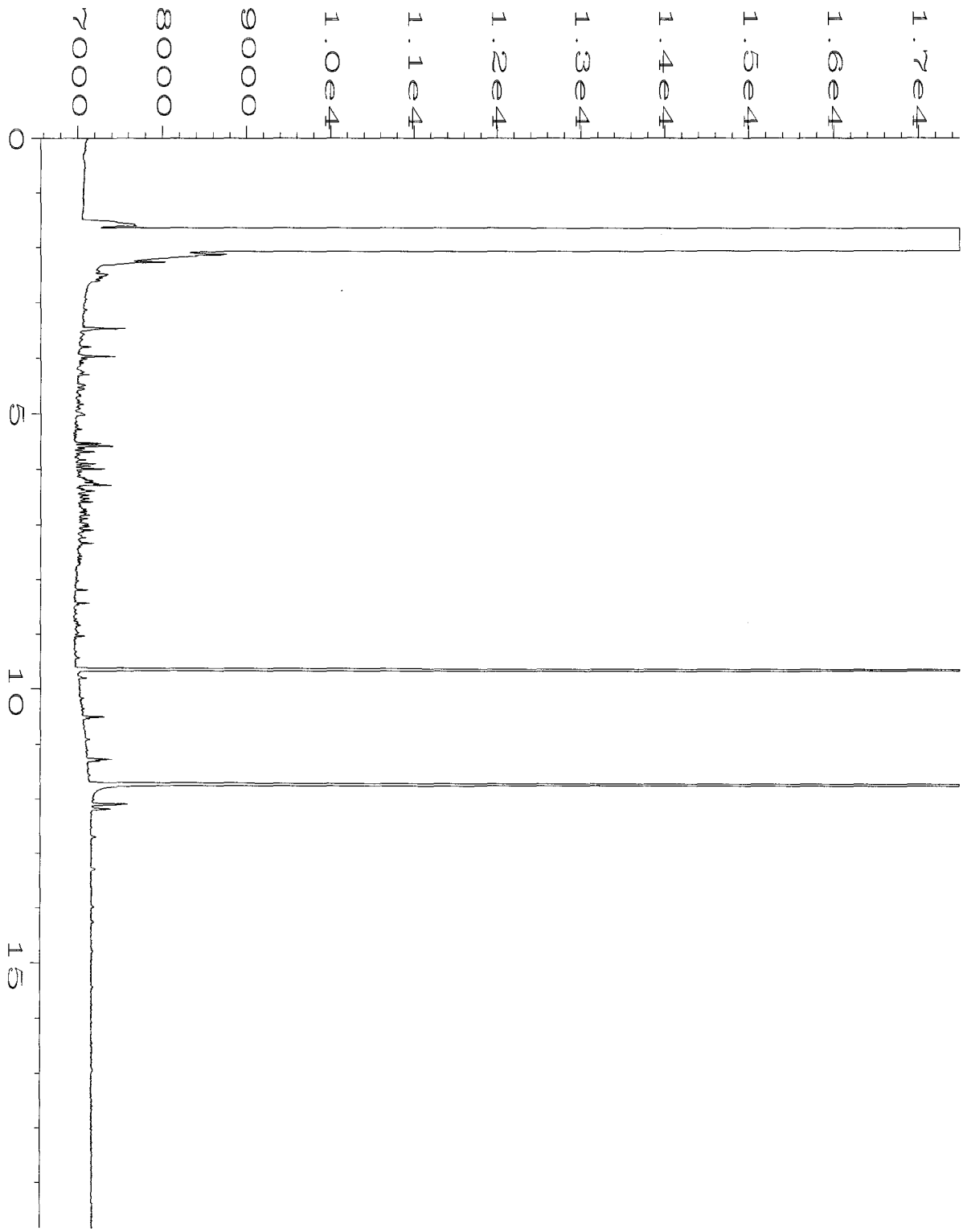

Data File Name : C:\HPCHEM\1\DATA\04-13-09\020F0901.D
Operator : ay
Instrument : GC1
Sample Name : 904104-13 sg
Run Time Bar Code:
Acquired on : 13 Apr 09 07:07 PM
Report Created on: 14 Apr 09 12:51 PM

Page Number : 1
Vial Number : 20
Injection Number : 1
Sequence Line : 9
Instrument Method: TPHD.MTH
Analysis Method : BAKEOUT.MTH

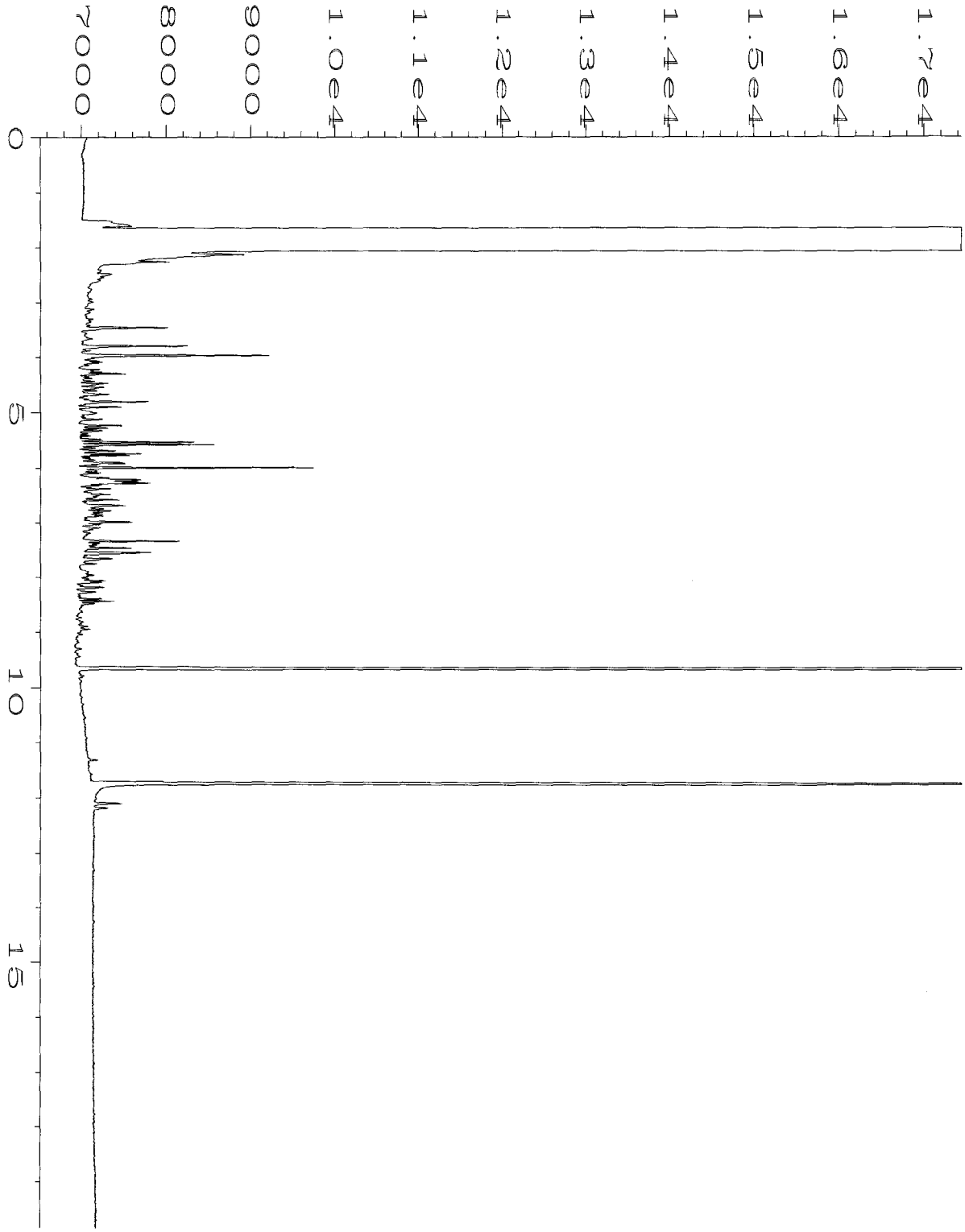

Data File Name : C:\HPCHEM\1\DATA\04-13-09\021F0901.D
Operator : ay
Instrument : GC1
Sample Name : 904104-14 sg
Run Time Bar Code:
Acquired on : 13 Apr 09 07:33 PM
Report Created on: 14 Apr 09 12:51 PM

Page Number : 1
Vial Number : 21
Injection Number : 1
Sequence Line : 9
Instrument Method: TPHD.MTH
Analysis Method : BAKEOUT.MTH



Data File Name : C:\HPCHEM\1\DATA\04-13-09\022F0901.D
Operator : ay
Instrument : GC1
Sample Name : 904104-15 sg
Run Time Bar Code:
Acquired on : 13 Apr 09 08:00 PM
Report Created on: 14 Apr 09 12:51 PM

Page Number : 1
Vial Number : 22
Injection Number : 1
Sequence Line : 9
Instrument Method: TPHD.MTH
Analysis Method : BAKEOUT.MTH

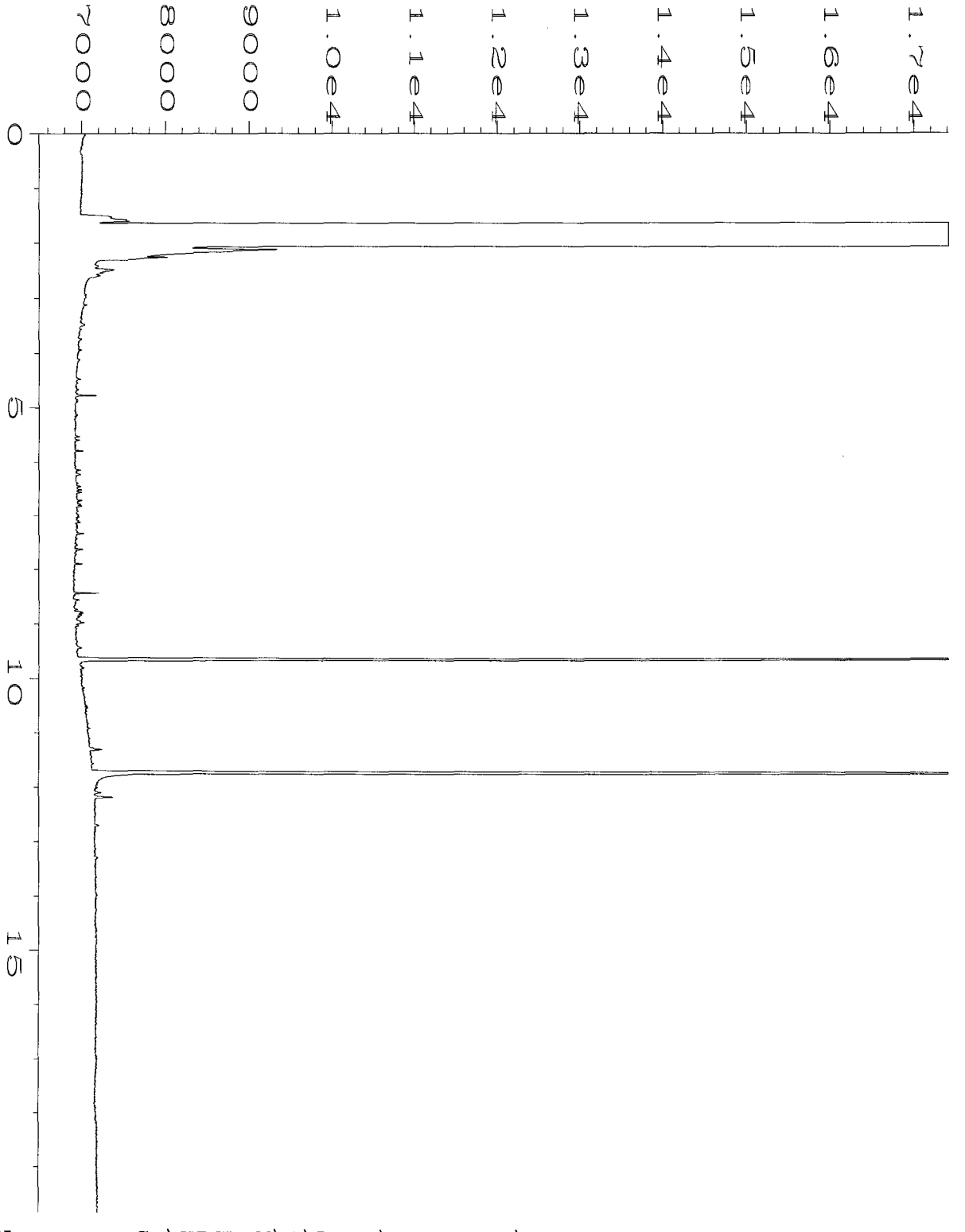

Data File Name : C:\HPCHEM\1\DATA\04-13-09\023F0901.D
Operator : ay
Instrument : GC1
Sample Name : 904104-16 sg
Run Time Bar Code:
Acquired on : 13 Apr 09 08:27 PM
Report Created on: 14 Apr 09 12:52 PM

Page Number : 1
Vial Number : 23
Injection Number : 1
Sequence Line : 9
Instrument Method: TPHD.MTH
Analysis Method : BAKEOUT.MTH

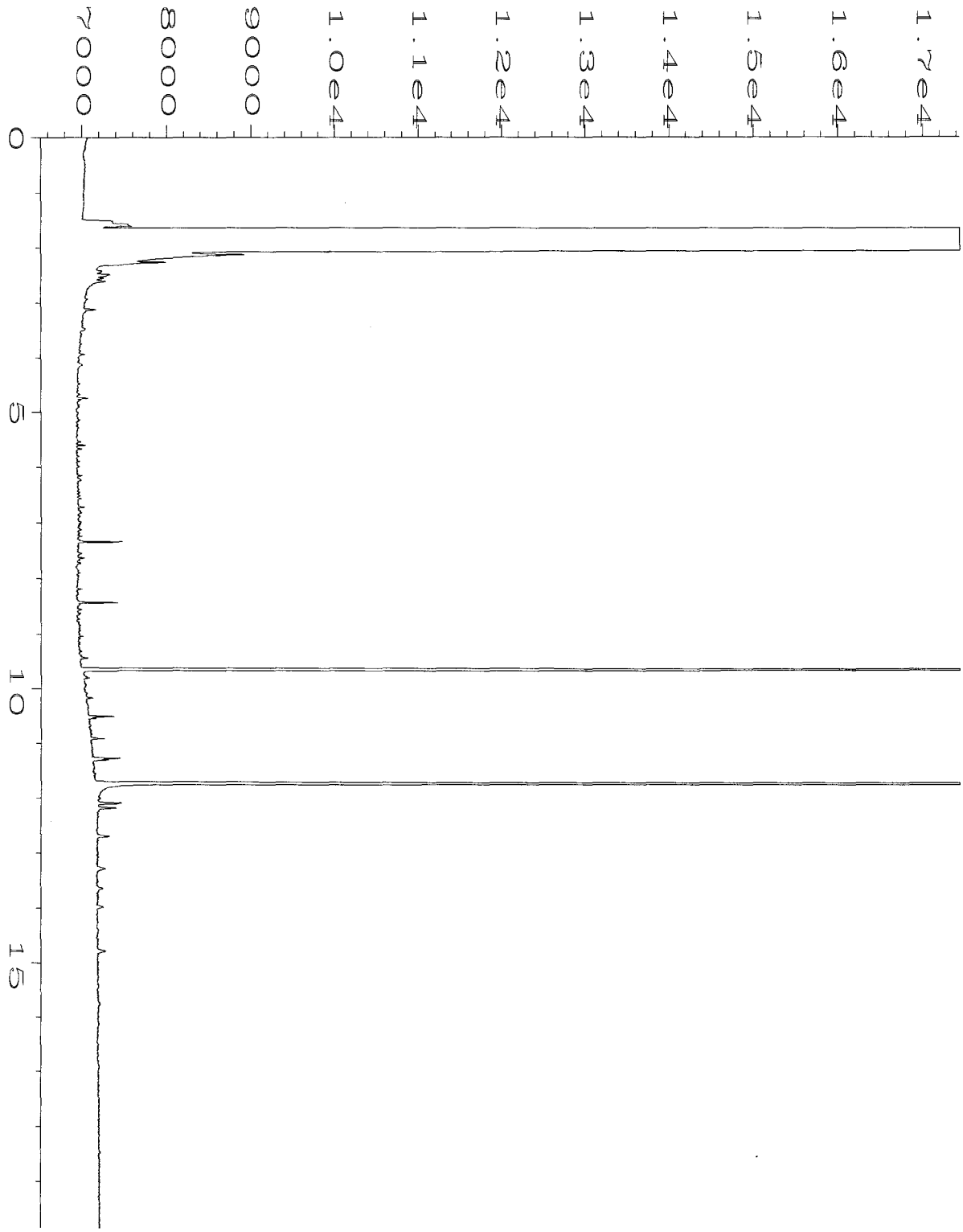

Data File Name : C:\HPCHEM\1\DATA\04-13-09\025F0901.D
Operator : ay
Instrument : GC1
Sample Name : 904104-18 sg
Run Time Bar Code:
Acquired on : 13 Apr 09 09:21 PM
Report Created on: 14 Apr 09 12:53 PM

Page Number : 1
Vial Number : 25
Injection Number : 1
Sequence Line : 9
Instrument Method: TPHD.MTH
Analysis Method : BAKEOUT.MTH

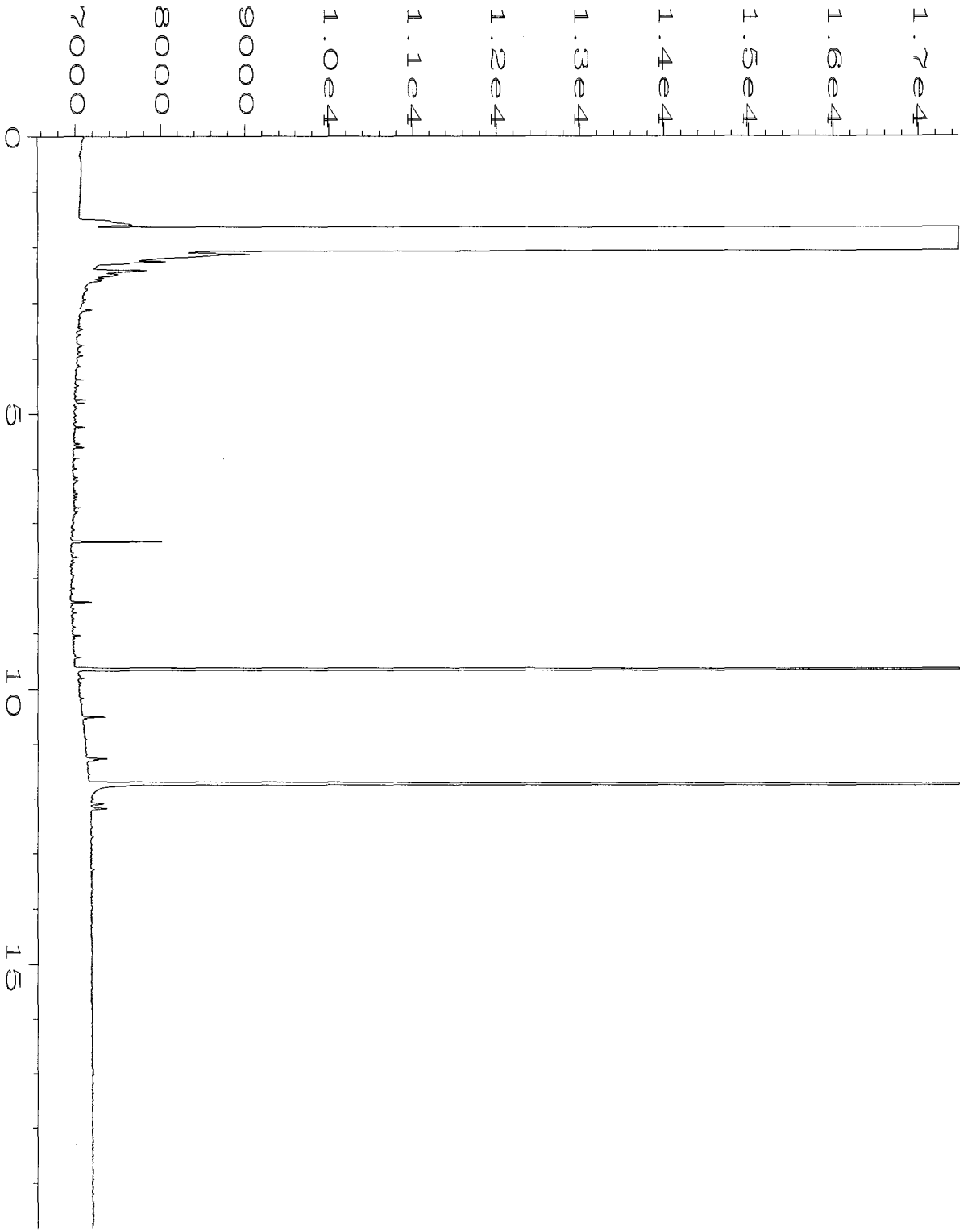

Data File Name : C:\HPCHEM\1\DATA\04-13-09\026F1101.D
Operator : ay
Instrument : GC1
Sample Name : 904104-194 sg
Run Time Bar Code:
Acquired on : 13 Apr 09 10:41 PM
Report Created on: 14 Apr 09 12:53 PM

dn 04/14/09

Page Number : 1
Vial Number : 26
Injection Number : 1
Sequence Line : 11
Instrument Method: TPHD.MTH
Analysis Method : BAKEOUT.MTH

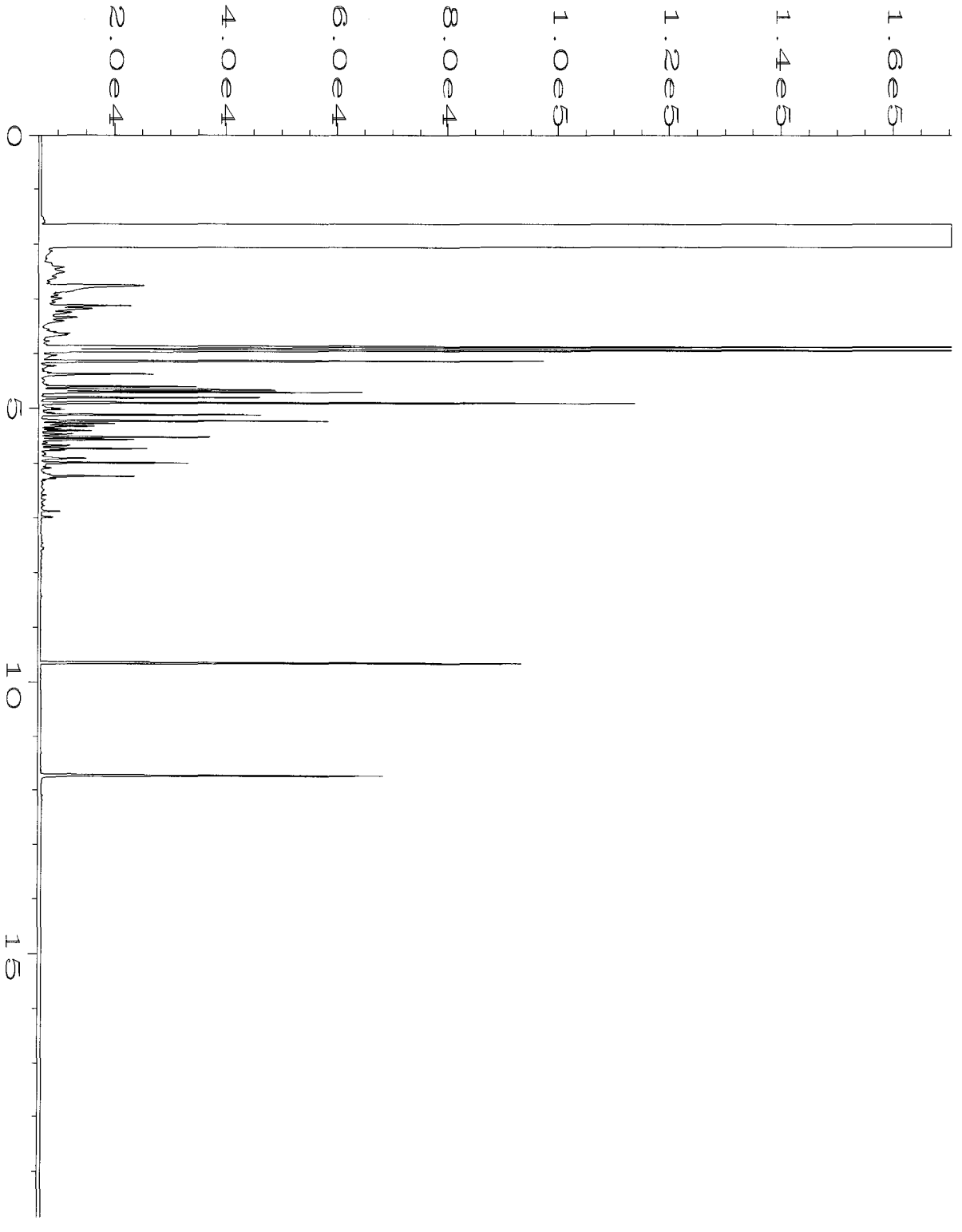

Data File Name	: C:\HPCHEM\1\DATA\04-13-09\027F1101.D		
Operator	: ay	Page Number	: 1
Instrument	: GC1	Vial Number	: 27
Sample Name	: 904104-20 sg	Injection Number	: 1
Run Time Bar Code:		Sequence Line	: 11
Acquired on	: 13 Apr 09 11:07 PM	Instrument Method	: TPHD.MTH
Report Created on	: 14 Apr 09 12:53 PM	Analysis Method	: BAKEOUT.MTH

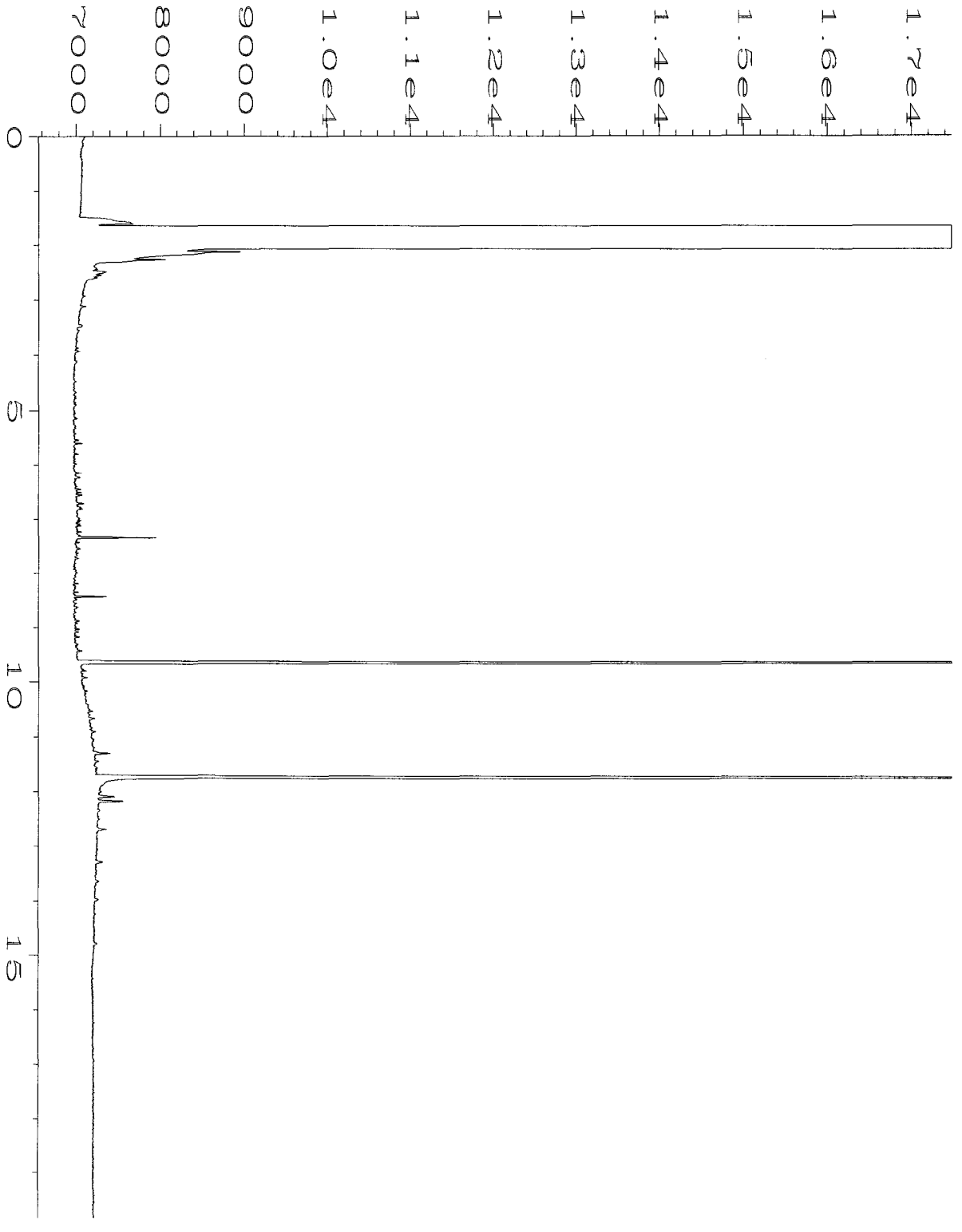

Data File Name : C:\HPCHEM\1\DATA\04-13-09\028F1101.D
Operator : ay
Instrument : GC1
Sample Name : 904104-21 sg
Run Time Bar Code:
Acquired on : 13 Apr 09 11:34 PM
Report Created on: 14 Apr 09 12:55 PM

Page Number : 1
Vial Number : 28
Injection Number : 1
Sequence Line : 11
Instrument Method: TPHD.MTH
Analysis Method : BAKEOUT.MTH

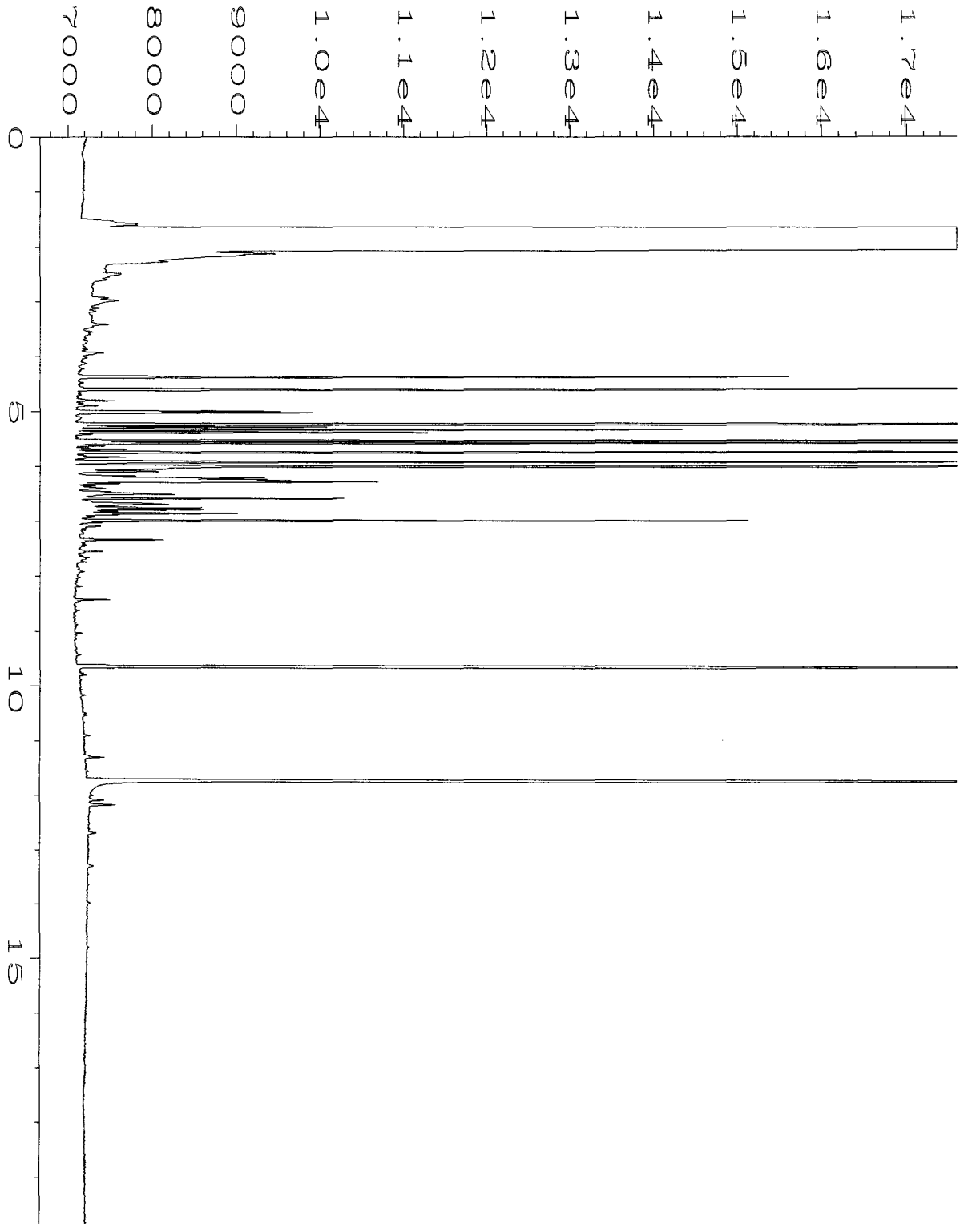

Data File Name : C:\HPCHEM\1\DATA\04-14-09\019F0901.D
Operator : ay
Instrument : GC1
Sample Name : 904104-22 sg
Run Time Bar Code:
Acquired on : 14 Apr 09 06:20 PM
Report Created on: 15 Apr 09 03:30 PM

Page Number : 1
Vial Number : 19
Injection Number : 1
Sequence Line : 9
Instrument Method: TPHD.MTH
Analysis Method : TPHD.MTH

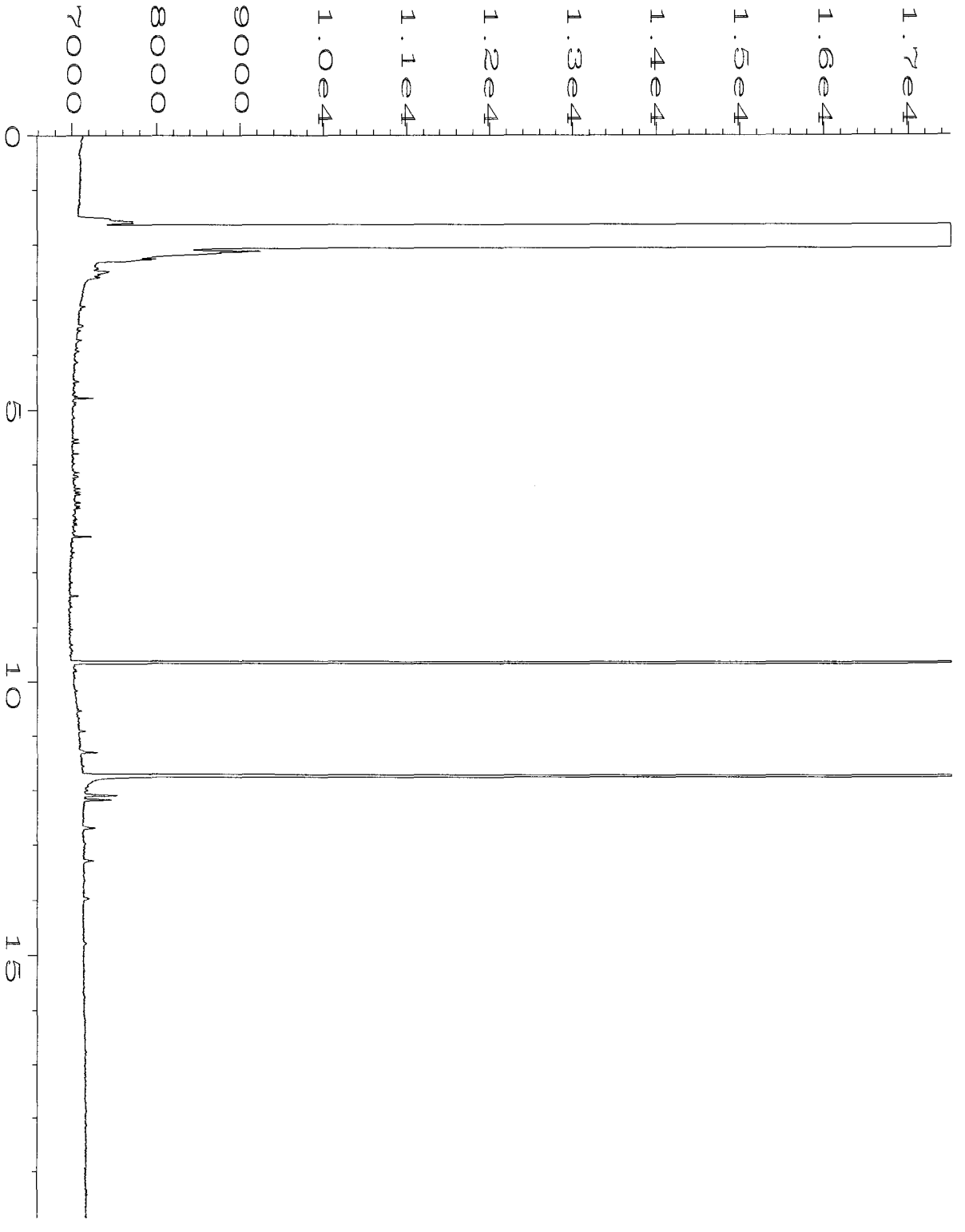

Data File Name : C:\HPCHEM\1\DATA\04-14-09\020F0901.D
Operator : ay
Instrument : GC1
Sample Name : 904104-23 sg
Run Time Bar Code:
Acquired on : 14 Apr 09 06:47 PM
Report Created on: 15 Apr 09 03:30 PM

Page Number : 1
Vial Number : 20
Injection Number : 1
Sequence Line : 9
Instrument Method: TPHD.MTH
Analysis Method : TPHD.MTH

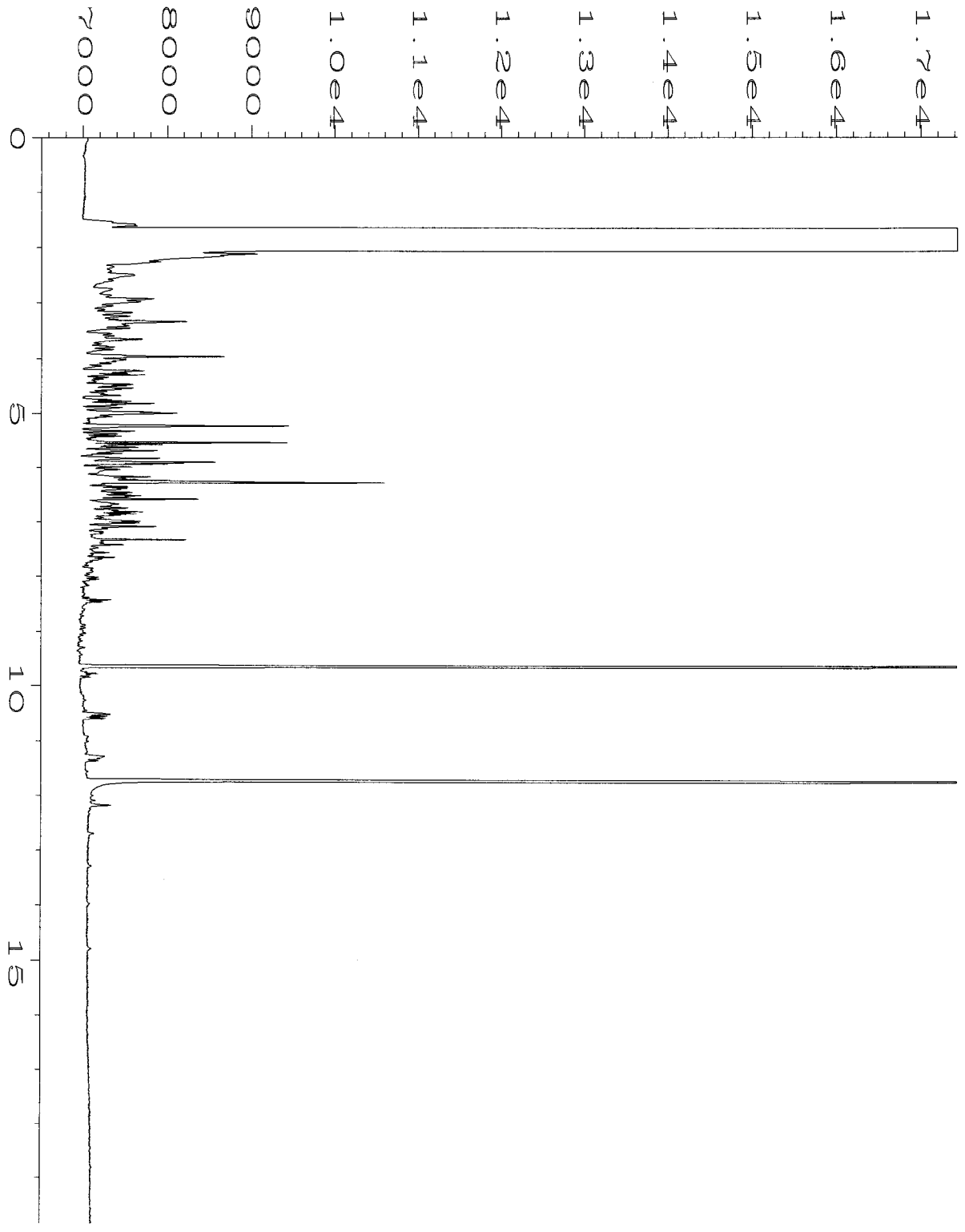

Data File Name : C:\HPCHEM\1\DATA\04-14-09\021F0901.D
Operator : ay
Instrument : GC1
Sample Name : 904104-24 sg
Run Time Bar Code:
Acquired on : 14 Apr 09 07:14 PM
Report Created on: 15 Apr 09 03:30 PM

Page Number : 1
Vial Number : 21
Injection Number : 1
Sequence Line : 9
Instrument Method: TPHD.MTH
Analysis Method : TPHD.MTH

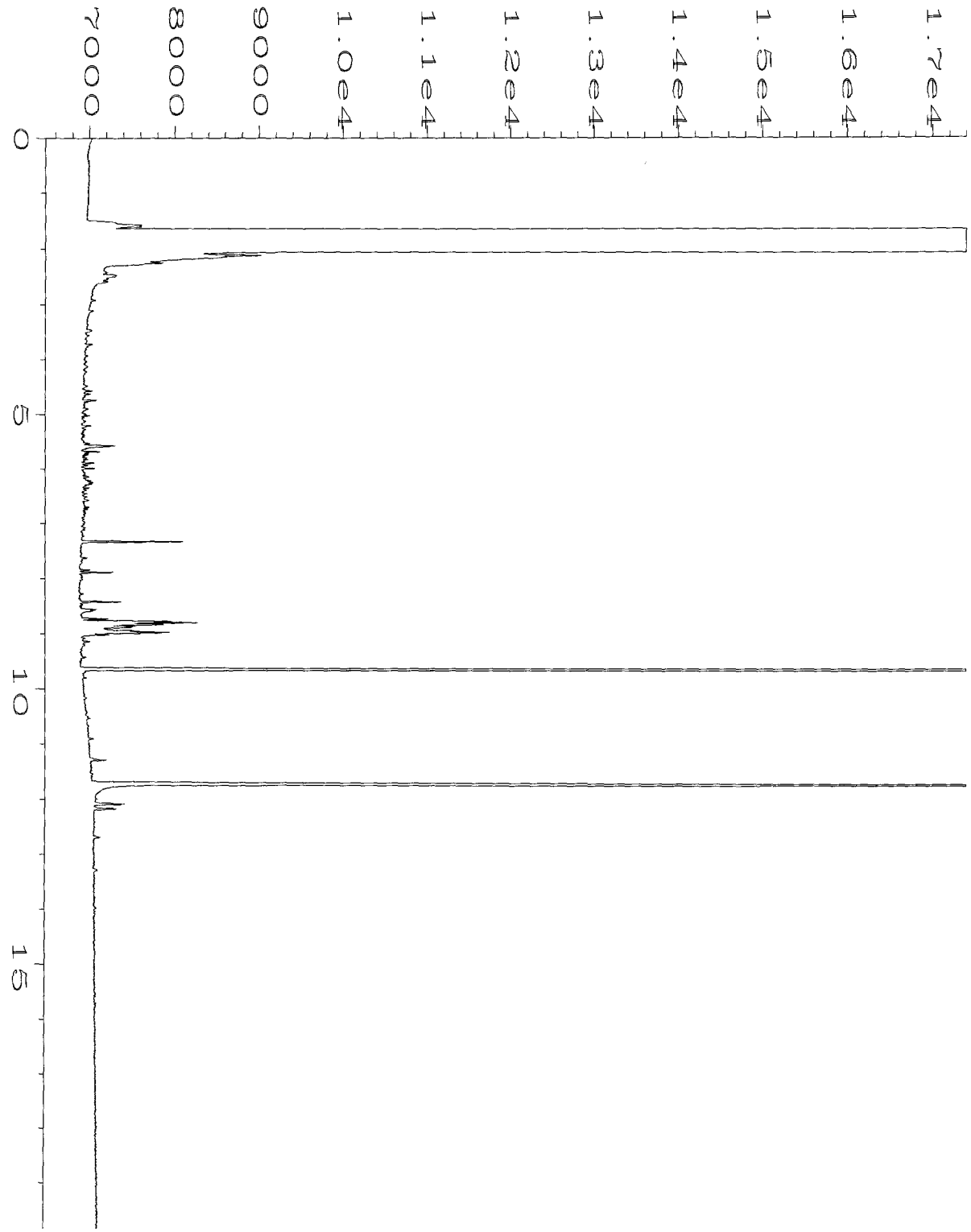

Data File Name : C:\HPCHEM\1\DATA\04-14-09\022F0901.D
Operator : ay
Instrument : GC1
Sample Name : 904104-25 sg
Run Time Bar Code:
Acquired on : 14 Apr 09 07:41 PM
Report Created on: 15 Apr 09 03:31 PM

Page Number : 1
Vial Number : 22
Injection Number : 1
Sequence Line : 9
Instrument Method: TPHD.MTH
Analysis Method : TPHD.MTH

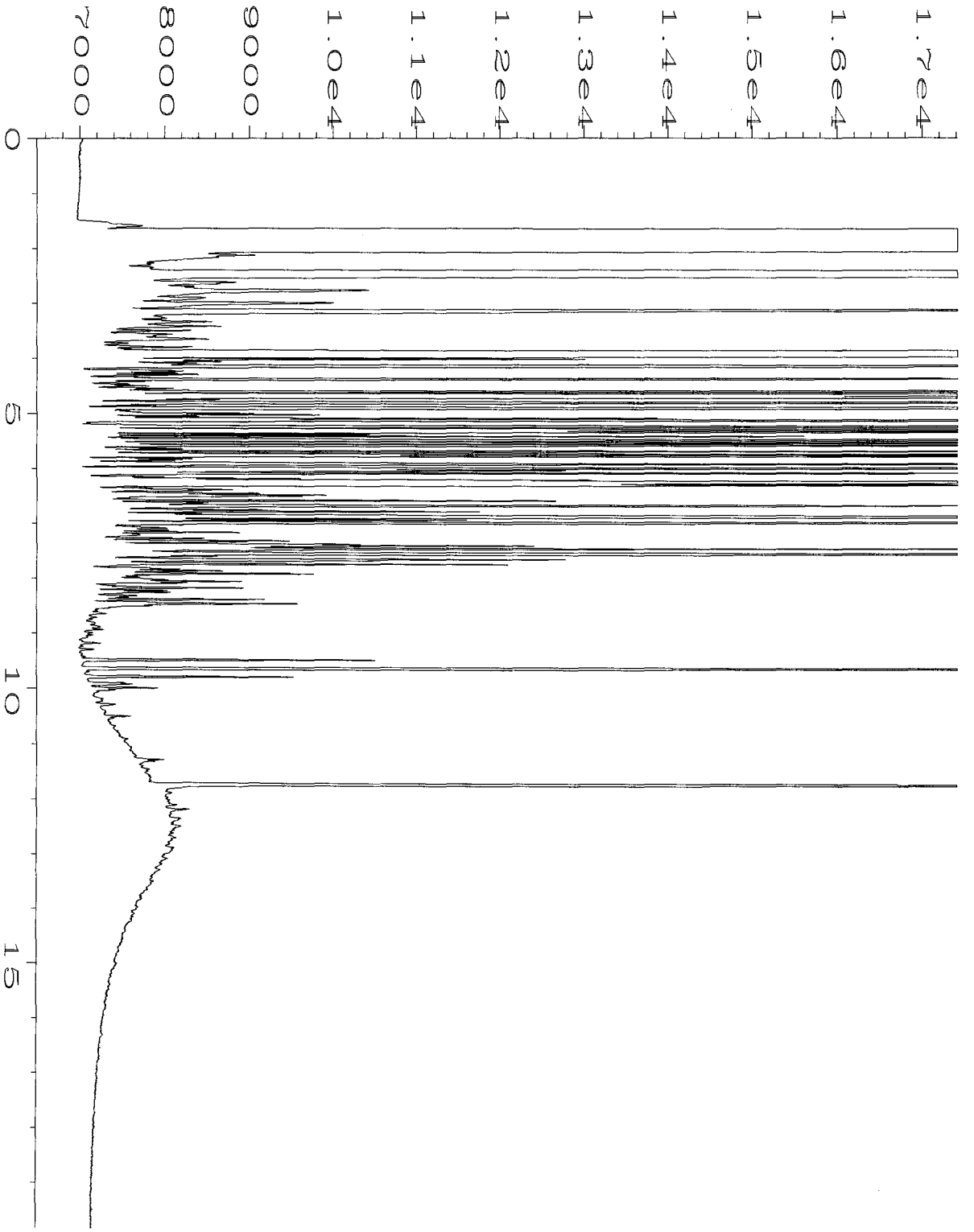

Data File Name : C:\HPCHEM\1\DATA\04-14-09\023F0901.D
Operator : ay
Instrument : GC1
Sample Name : 904104-26 sg
Run Time Bar Code:
Acquired on : 14 Apr 09 08:08 PM
Report Created on: 15 Apr 09 03:31 PM

Page Number : 1
Vial Number : 23
Injection Number : 1
Sequence Line : 9
Instrument Method: TPHD.MTH
Analysis Method : TPHD.MTH



Data File Name : C:\HPCHEM\1\DATA\04-14-09\024F0901.D
Operator : ay
Instrument : GC1
Sample Name : 904104-27 sg
Run Time Bar Code:
Acquired on : 14 Apr 09 08:35 PM
Report Created on: 15 Apr 09 03:32 PM

Page Number : 1
Vial Number : 24
Injection Number : 1
Sequence Line : 9
Instrument Method: TPHD.MTH
Analysis Method : TPHD.MTH

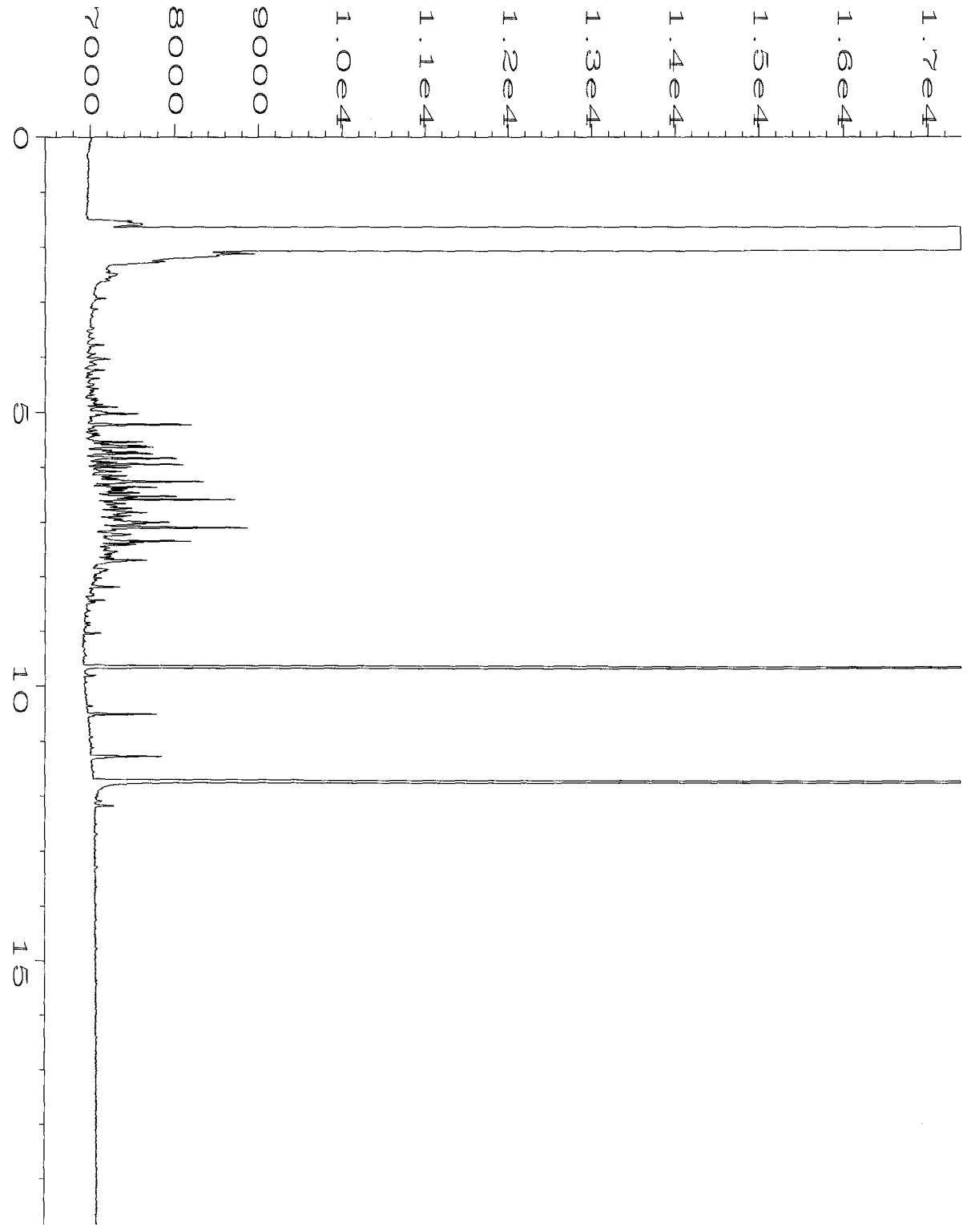

Data File Name : C:\HPCHEM\1\DATA\04-14-09\025F0901.D
Operator : ay
Instrument : GC1
Sample Name : 904104-28 sg
Run Time Bar Code:
Acquired on : 14 Apr 09 09:02 PM
Report Created on: 15 Apr 09 03:32 PM

Page Number : 1
Vial Number : 25
Injection Number : 1
Sequence Line : 9
Instrument Method: TPHD.MTH
Analysis Method : TPHD.MTH

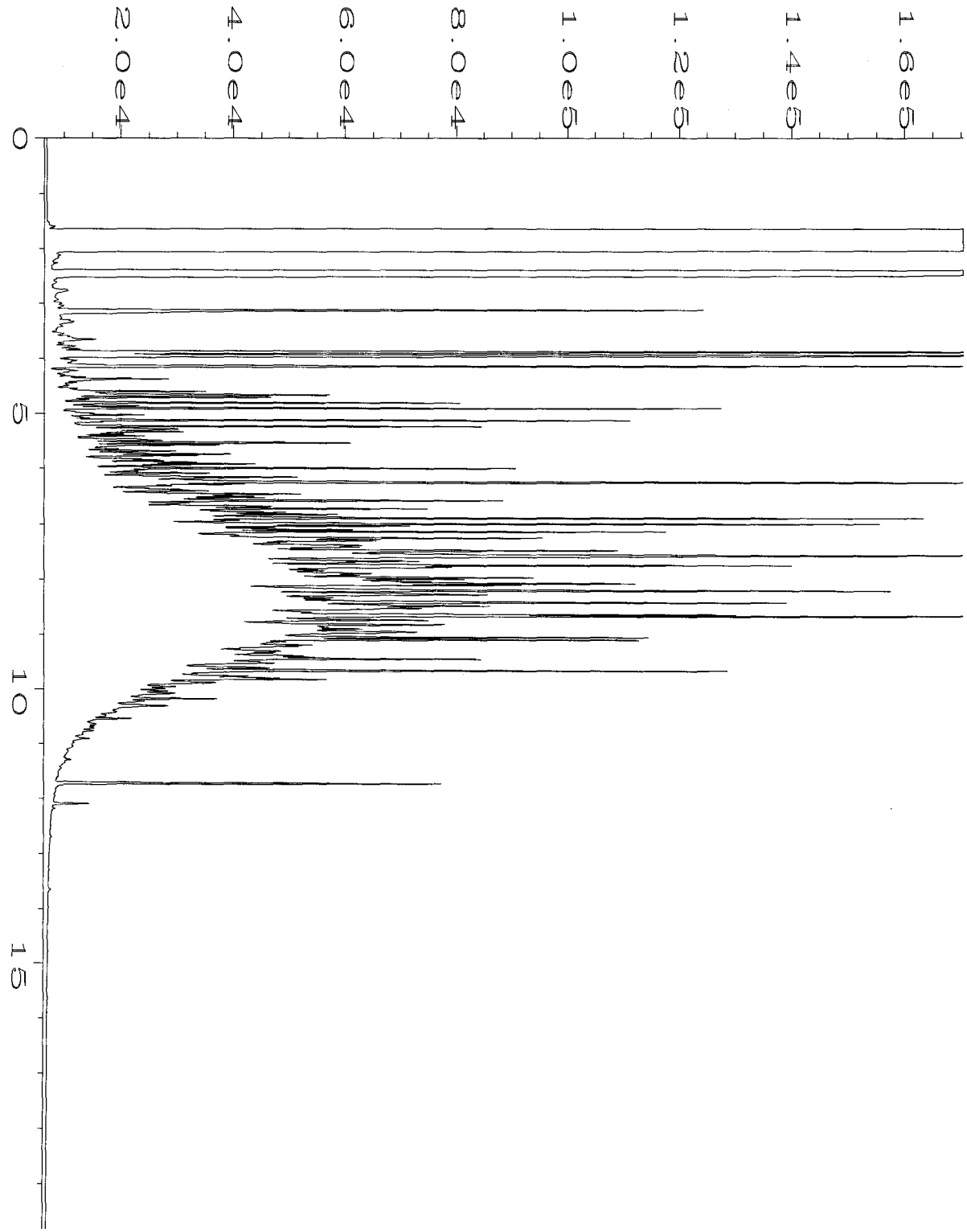

Data File Name	: C:\HPCHEM\1\DATA\04-14-09\026F1101.D		
Operator	: ay	Page Number	: 1
Instrument	: GC1	Vial Number	: 26
Sample Name	: 904104-29 sg	Injection Number	: 1
Run Time Bar Code:		Sequence Line	: 11
Acquired on	: 14 Apr 09 10:23 PM	Instrument Method	: TPHD.MTH
Report Created on	: 15 Apr 09 03:32 PM	Analysis Method	: TPHD.MTH

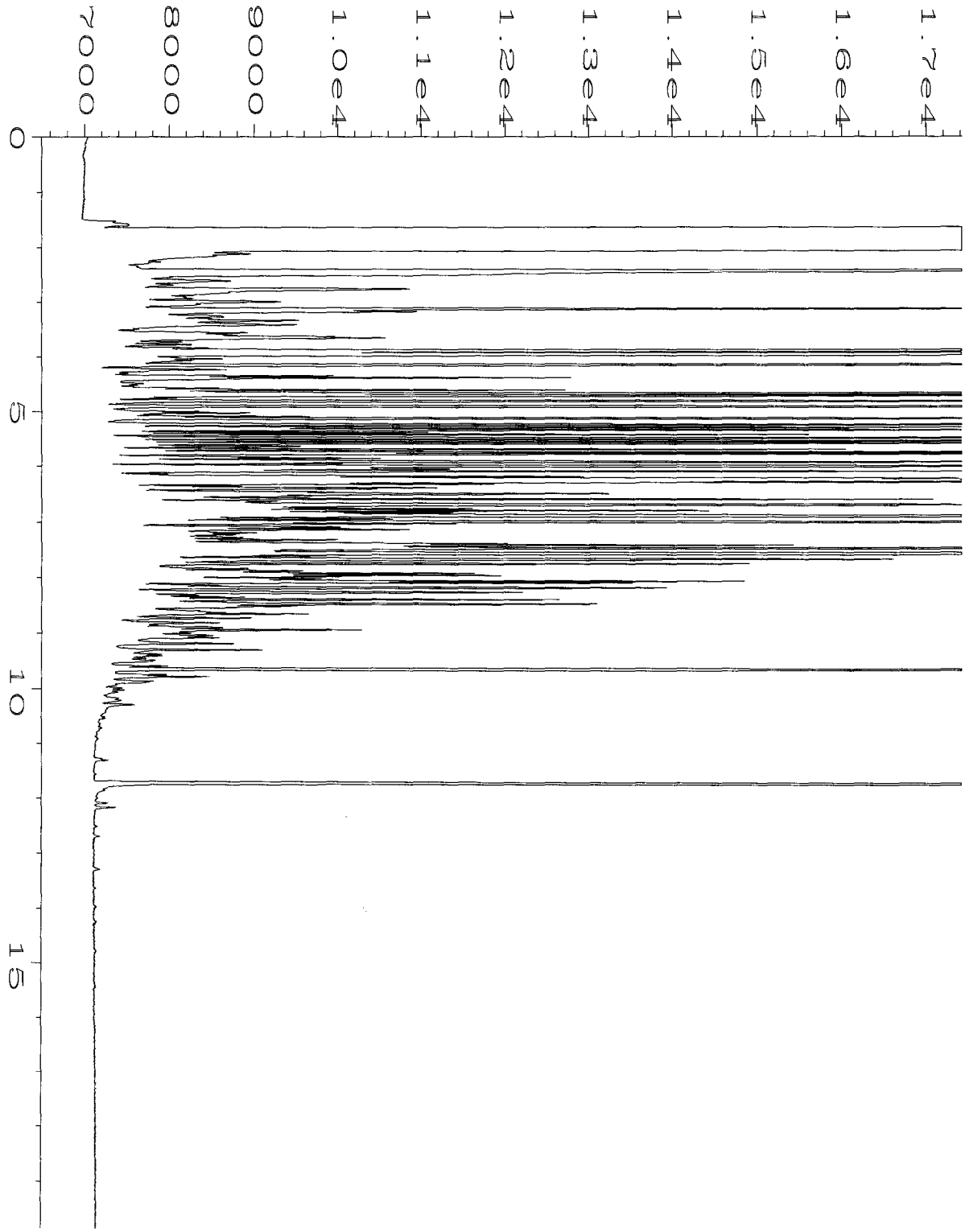

Data File Name : C:\HPCHEM\1\DATA\04-14-09\027F1101.D
Operator : ay
Instrument : GC1
Sample Name : 904104-30 sg
Run Time Bar Code:
Acquired on : 14 Apr 09 10:50 PM
Report Created on: 15 Apr 09 03:32 PM

Page Number : 1
Vial Number : 27
Injection Number : 1
Sequence Line : 11
Instrument Method: TPHD.MTH
Analysis Method : TPHD.MTH

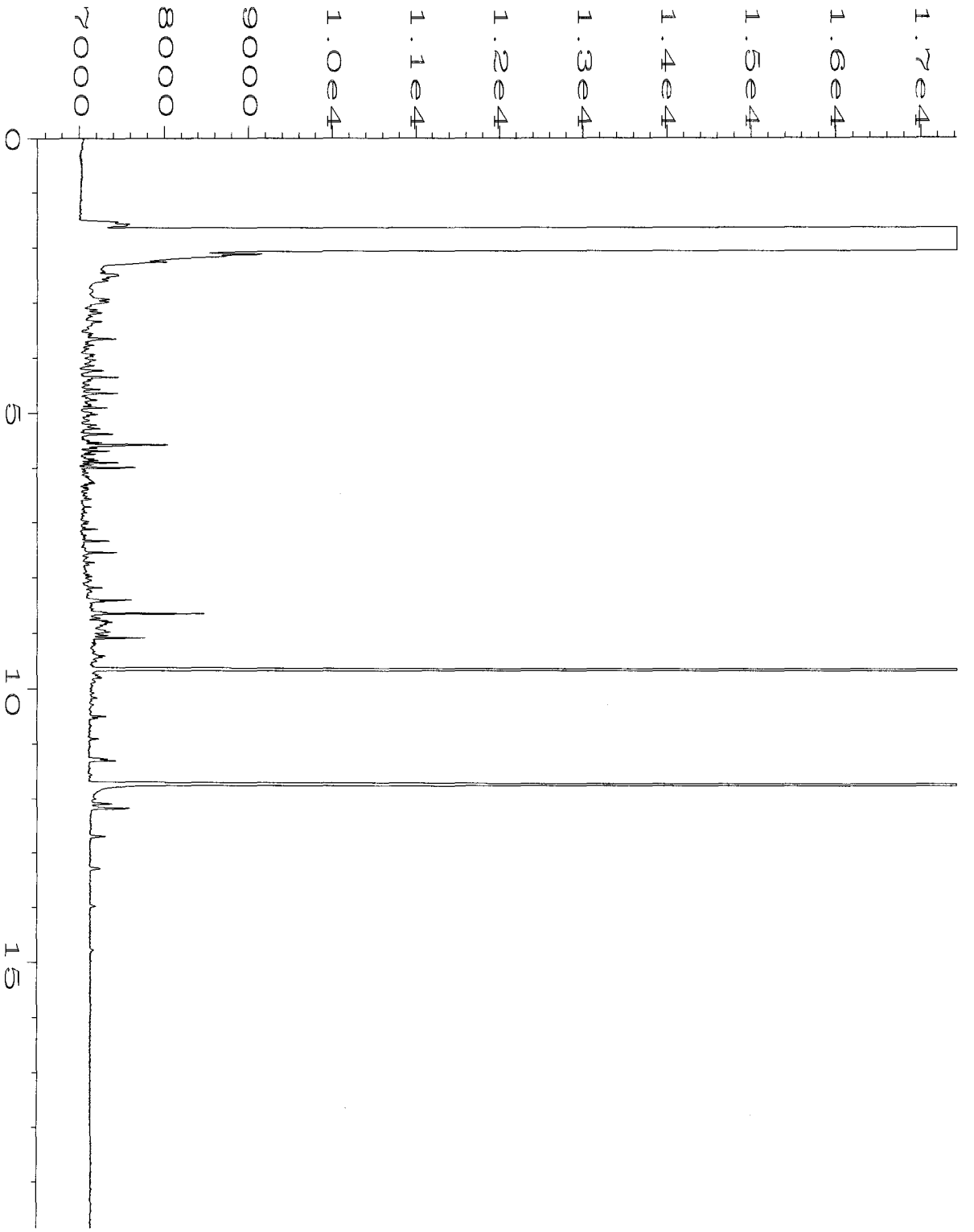

Data File Name : C:\HPCHEM\1\DATA\04-14-09\028F1101.D
Operator : ay
Instrument : GC1
Sample Name : 904104-31 sg
Run Time Bar Code:
Acquired on : 14 Apr 09 11:17 PM
Report Created on: 15 Apr 09 03:32 PM

Page Number : 1
Vial Number : 28
Injection Number : 1
Sequence Line : 11
Instrument Method: TPHD.MTH
Analysis Method : TPHD.MTH

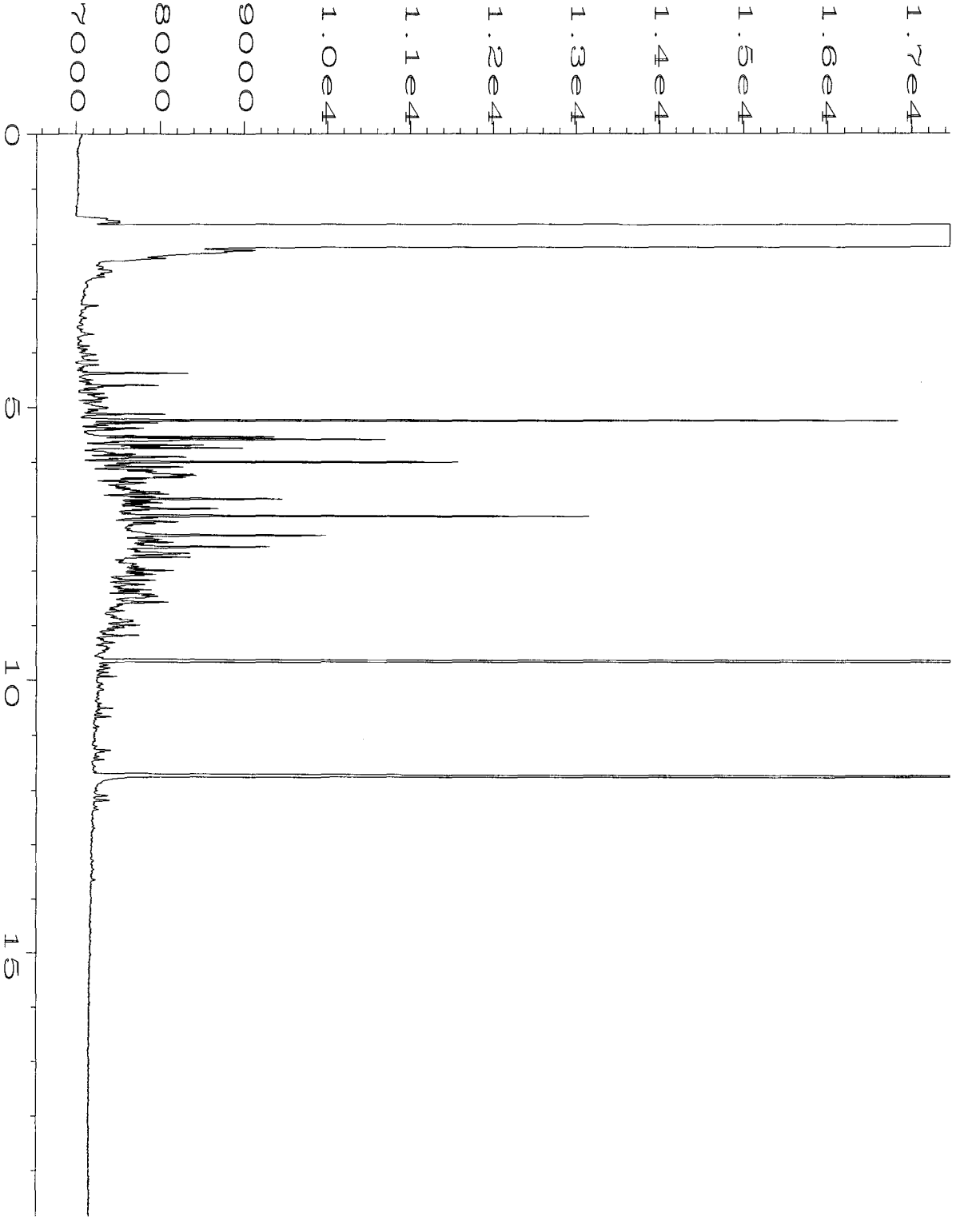

Data File Name : C:\HPCHEM\1\DATA\04-14-09\029F1101.D
Operator : ay
Instrument : GC1
Sample Name : 904104-32 sg
Run Time Bar Code:
Acquired on : 14 Apr 09 11:44 PM
Report Created on: 15 Apr 09 03:33 PM

Page Number : 1
Vial Number : 29
Injection Number : 1
Sequence Line : 11
Instrument Method: TPHD.MTH
Analysis Method : TPHD.MTH

904104

SAMPLE CHAIN OF CUSTODY ME 04/08/09

8/64/COC

Page # 1 of 4 PB 5

Send Report To Tim Brown

Company SES

Address 2400 Airport Wy S.

City, State, ZIP Seattle, WA 98134

Phone # 206 306-1900 Fax # 206 306-1907

SAMPLERS (signature)

PROJECT NAME/NO. 01-600 TOC Holdings Co. Seattle Terminal

PO #

REMARKS

GEMS Y / N

TURNAROUND TIME
- [x] Standard (2 Weeks)
- [ ] RUSH
- Rush charges authorized by:

SAMPLE DISPOSAL
- [ ] Dispose after 30 days
- [ ] Return samples
- [ ] Will call with instructions

Sample ID	Sample Location	Sample Depth	Lab ID	Date Sampled	Time Sampled	Matrix	# of jars	ANALYSES REQUESTED: NWTPH-Dx	NWTPH-Gx	BTEX by 8021B	VOC's by 8260	SVOC's by 8270	RCRA-8 Metals	low level PCB		Notes
01MW01-20090408	01MW01	16'	01 AF	4/8/09	1031	W	6	X	X	X				X		
01MW26-20090408	01MW26	16'	02 AF		1202		6	X	X	X				X		
01MW27-20090408	01MW27	16'	03 AF		1350		6	X	X	X				X		
01MW96-20090408	01MW96	16'	04 AF		1400		6	X	X	X				X		
01MW53-20090408	01MW53	24'	05 AD		1500		4	X	X	X						
01MW42-20090408	01MW42	8.5'	06 AF		1557		6	X	X	X				X		
01MW12-20090408	01MW12	8'	07 AF		1646		6	X	X	X				X		

SIGNATURE	PRINT NAME	COMPANY	DATE	TIME
Relinquished by:	Sheri Davis	SES	4/8/09	1826
Received by:	Kurt Johnson	FBB	4/8/09	1826
Relinquished by:				
Received by:				

Friedman & Bruya, Inc.
3012 16th Avenue West
Seattle, WA 98119-2029
Ph. (206) 285-8282
Fax (206) 283-5044

FORMS\COC\SESGEMSR1.DOC (Revision 1)

Samples received at 4 °C

904104

SAMPLE CHAIN OF CUSTODY

ME 04/08/09

2 of 4 B

Page # 1 of 15

Send Report To Tim B.

Company SES

Address 2400 Airport Wy. S.

City, State, ZIP Seattle, WA 98134

Phone # 206-306-1900 Fax # 206-306-1907

SAMPLERS (signature)

PROJECT NAME/NO. 01-600 Seattle Terminal

PO #

REMARKS

GEMS Y / N

TURNAROUND TIME
☑ Standard (2 Weeks) COC 1/14
☐ RUSH
Rush charges authorized by:

SAMPLE DISPOSAL
☐ Dispose after 30 days
☐ Return samples
☐ Will call with instructions

Sample ID	Sample Location	Sample Depth	Lab ID	Date Sampled	Time Sampled	Matrix	# of jars	ANALYSES REQUESTED: NWTPH-Dx	NWTPH-Gx	BTEX by 8021B	VOC's by 8260	SVOC's by 8270	RCRA-8 Metals	COC	GRO	PCP	Notes
MW05-20090408	MW05	25	08 A-E	04/08/09	0859	W	6	X	X	X				X	X		
01MW57-20090408	01MW57	29.5	09 A	04/08/09	0945	W	3		X					X			
01MW36-20090408	01MW36	19	10 A-E	04/08/09	1038	W	5	X	X	X					X		
01MW32-20090408	01MW32	23.5	11 A-E	04/08/09	1132	W	5	X	X	X					X		
02MW01-20090408	02MW01	13	12 A-E	04/08/09	1410	W	5	X	X	X					X		
01MW37-20090408	01MW37	12.5	13 A-G	04/08/09	1618	W	7	X	X	X					X	X	
01MW38-20090408	01MW38	10.3	14 A-G	04/08/09	1725	W	7	X	X	X					X	X	

SIGNATURE	PRINT NAME	COMPANY	DATE	TIME
Relinquished by:	RYAN THOMPSON	SES	04/08	1800
Received by:	Sheri Davis	SES	4/8/09	1800
Relinquished by:	Sheri Davis	SES	4/8/09	1826
Received by:	Kurt Johnson	FSB	4/8/09	1826

Friedman & Bruya, Inc.
3012 16th Avenue West
Seattle, WA 98119-2029
Ph. (206) 285-8282
Fax (206) 283-5044

FORMS\COC\SESGEMSR1.DOC (Revision 1)

Samples received at 4 °C

904104

SAMPLE CHAIN OF CUSTODY ME 04/08/09

V4/COS 3 of 5 FB

Page # 1 of 1

Send Report To Erin Rothman / Tim Brown

Company Sound Environmental Strategies

Address 2400 Airport Way South, Suite 200

City, State, ZIP Seattle, WA 98134

Phone # 206.306.1900 Fax # 206.306.1907

SAMPLERS (signature): L. Namba

PROJECT NAME/NO.: TOC Holdings - Seattle Terminal 0440-004-18 01-600

PO #:

REMARKS:

GEMS Y / N

TURNAROUND TIME
- ☑ Standard (2 Weeks)
- ☐ RUSH
- Rush charges authorized by:

SAMPLE DISPOSAL
- ☑ Dispose after 30 days
- ☐ Return samples
- ☐ Will call with instructions

Sample ID	Sample Location	Sample Depth	Lab ID	Date Sampled	Time Sampled	Matrix	# of jars	ANALYSES REQUESTED: NWTPH-Dx	NWTPH-Gx	BTEX by 8021B	VOC's by 8260	SVOC's by 8270	RCRA-8 Metals	cPAHs (low level)	cVOCs	Notes
01MW17-20090408	01MW17	24	15 A-F	04/08/09	1503	water	6	✓	✓	✓				✓		
01MW39-20090408	01MW39	17	16 A-F	04/08/09	1557	water	6	✓	✓	✓				✓		
01MW54-20090408	01MW54	39	17 A-F	04/08/09	1354	water	6	~~✓~~	~~✓~~	~~✓~~				**	✓	~~cancel Dr thy~~
01MW65-20090408	01MW65	52	18 A-F	04/08/09	1121	water	6	✓	✓	✓					✓	per SD 4/9/09 MG

SIGNATURE	PRINT NAME	COMPANY	DATE	TIME
Relinquished by: Larry Namba	Larry Namba	SES	4/8/09	1635
Received by:	Sheri Davis	SES	4/8/09	1635
Relinquished by:	Sheri Davis	SES	4/8/09	1826
Received by:	Kurt Johnson	F&B	4/8/09	1826

Friedman & Bruya, Inc.
3012 16th Avenue West
Seattle, WA 98119-2029
Ph. (206) 285-8282
Fax (206) 283-5044

FORMS\COC\SESGEMSR1.DOC (Revision 1)

Samples received at 4 °C

904104

SAMPLE CHAIN OF CUSTODY ME 04/08/09

V4/C05 5

Page # 4 of 8 B

Send Report To Tim Brown

Company SES

Address 2400 Airport Way S, Suite 200

City, State, ZIP Seattle, WA 98134

Phone # 206-306-1900 Fax # 206-306-1907

SAMPLERS (signature)

PROJECT NAME/NO.: TOC Holdings Facility #01-600 0440-004-18

PO #

REMARKS

GEMS Y / N

TURNAROUND TIME
☒ Standard (2 Weeks)
☐ RUSH
Rush charges authorized by:

SAMPLE DISPOSAL
☒ Dispose after 30 days
☐ Return samples
☐ Will call with instructions

Sample ID	Sample Location	Sample Depth	Lab ID	Date Sampled	Time Sampled	Matrix	# of jars	ANALYSES REQUESTED: NWTPH-Dx	NWTPH-Gx	BTEX by 8021B	VOC's by 8260	SVOC's by 8270	RCRA-8 Metals	PCP by 8270		Notes
02MW03-20090408			19 A-D	04.08.2009	0900	WATER	4	X	X	X						
02MW04-20090408			20 A-D	04.08.2009	1020		4									
02MW06-20090408			21 A-D	04.08.2009	1126		4									
02MW05-20090408			22 A-D	04.08.2009	1247		4									
02MW10-20090408			23 A-D	04.08.2009	1341		4									
01MW13-20090408			24 A-D	04.08.2009	1520	↓	6	↓	↓	↓				X		

Friedman & Bruya, Inc.
3012 16th Avenue West
Seattle, WA 98119-2029
Ph. (206) 285-8282
Fax (206) 283-5044

	SIGNATURE	PRINT NAME	COMPANY	DATE	TIME
Relinquished by:		Audrey Hackett	SES	04.08.2009	1620
Received by:		Sheri Davis	SES	4/8/09	1620
Relinquished by:		Sheri Davis	SES	4/8/09	1824
Received by:					

904104

SAMPLE CHAIN OF CUSTODY ME 04/08/09

5 5 (MD)

Page # 1 of 2

Send Report To Erin Rathman, Tim Brown

Company SES

Address 2400 Airport Way S Ste 200

City, State, ZIP Seattle, WA 98134

Phone # 206.306.1900 Fax # 206.306.1904

SAMPLERS (signature)

PROJECT NAME/NO. Seattle Terminal

PO # 01-600

REMARKS

GEMS (Y) / N

TURNAROUND TIME
- [X] Standard (2 Weeks)
- [ ] RUSH
- Rush charges authorized by:

SAMPLE DISPOSAL
- [X] Dispose after 30 days
- [ ] Return samples
- [ ] Will call with instructions

Sample ID	Sample Location	Sample Depth	Lab ID	Date Sampled	Time Sampled	Matrix	# of jars	NWTPH-Dx	NWTPH-Gx	BTEX by 8021B	cVOC's by 8260B	SVOC's by 8270	RCRA-8 Metals	PCP - 8270		Notes
01MW30-20090408	01MW30	25	25 AF	4.8.09	0902	W	6	X	X	X	X					
01MW19-20090408	01MW19	26	26 AF		1002		6	X	X	X	X					
01MW20-20090408	01MW20	27	27 AF		1118		6	X	X	X	X					
01MW59-20090408	01MW59	28	28 AF		1200		6	X	X	X				X		
01MW09-20090408	01MW09	29	29 AF		1340		4	X	X	X						
01MW10-20090408	01MW10	30	30 AF		1443		6	X	X	X				X		
01MW40-20090408	01MW40	31	31 AF		1559		6	X	X	X				X		
01MW21-20090408	01MW21	32	32 AF		1647		6 JB 5	X	X	X				X		

ANALYSES REQUESTED

SIGNATURE	PRINT NAME	COMPANY	DATE	TIME
Relinquished by:	Jessica Brown	SES	4.8.09	555
Received by: A Yershova	Alexandra Yershova	FIB	4	4
Relinquished by:				
Received by:				

Friedman & Bruya, Inc.
3012 16th Avenue West
Seattle, WA 98119-2029
Ph. (206) 285-8282
Fax (206) 283-5044

FORMS\COC\SESGEMSR1.DOC Revised 0

Samples received at 4 °C

FRIEDMAN & BRUYA, INC.

ENVIRONMENTAL CHEMISTS

James E. Bruya, Ph.D.
Charlene Morrow, M.S.
Yelena Aravkina, M.S.
Bradley T. Benson, B.S.
Kurt Johnson, B.S.

3012 16th Avenue West
Seattle, WA 98119-2029
TEL: (206) 285-8282
FAX: (206) 283-5044
e-mail: fbi@isomedia.com

July 20, 2009

Tim Brown, Project Manager
Sound Environmental Strategies Corporation
2400 Airport Way S., Suite 200
Seattle, WA 98134-2020

Dear Mr. Brown:

Included are the results from the testing of material submitted on July 6, 2009 from the TOC_01-600_20090706 WORFDB2, F&BI 907051 project. There are 24 pages included in this report. Any samples that may remain are currently scheduled for disposal in 30 days. If you would like us to return your samples or arrange for long term storage at our offices, please contact us as soon as possible.

We appreciate this opportunity to be of service to you and hope you will call if you should have any questions.

Sincerely,

FRIEDMAN & BRUYA, INC.



Michael Erdahl
Project Manager

Enclosures
c: Mark Chandler, Ryan Bixby
SOU0720R.DOC

CASE NARRATIVE

This case narrative encompasses samples received on July 6, 2009 by Friedman & Bruya, Inc. from the Sound Environmental Strategies TOC_01-600_20090706 WORFDB2, F&BI 907051 project. Samples were logged in under the laboratory ID's listed below.

Laboratory ID	Sound Environmental Strategies
907051-01	01MW01-200900706
907051-02	01MW27-200900706
907051-03	01MW99-200900706
907051-04	01MW06-200900706
907051-05	01MW59-200900706
907051-06	01MW19-200900706
907051-07	01MW58-200900706
907051-08	01MW46-200900706
907051-09	01MW42-200900706
907051-10	01MW37-200900706
907051-11	02MW14-200900706
907051-12	02MW13-200900706

All quality control requirements were acceptable.

Date of Report: 07/20/09
Date Received: 07/06/09
Project: TOC_01-600_20090706 WORFDB2, F&BI 907051
Date Extracted: 07/08/09
Date Analyzed: 07/08/09 and 07/09/09

RESULTS FROM THE ANALYSIS OF THE WATER SAMPLES FOR BENZENE, TOLUENE, ETHYLBENZENE, XYLENES AND TPH AS GASOLINE USING EPA METHOD 8021B AND NWTPH-Gx

Results Reported as ug/L (ppb)

Sample ID Laboratory ID	Benzene	Toluene	Ethyl Benzene	Total Xylenes	Gasoline Range	Surrogate (% Recovery) (Limit 50-150)
01MW01-200900706 907051-01	<1	<1	<1	<3	<100	91
01MW27-200900706 907051-02 1/200	d12,000	<100	110	<300	29,000	94
01MW99-200900706 907051-03 1/200	d12,000	<100	100	<300	29,000	94
01MW06-200900706 907051-04	<1	<1	<1	<3	<100	91
01MW59-200900706 907051-05	<1	<1	<1	<3	<100	93
01MW19-200900706 907051-06 1/100	d5,000	220	800	2,800	26,000	95
01MW58-200900706 907051-07	<1	<1	<1	<3	<100	93
01MW46-200900706 907051-08	<1	<1	<1	<3	<100	92
01MW42-200900706 907051-09	<1	<1	<1	<3	<100	93
01MW37-200900706 907051-10	<1	<1	1	<3	<100	95
02MW14-200900706 907051-11	<1	<1	<1	<3	<100	94

Date of Report: 07/20/09
Date Received: 07/06/09
Project: TOC_01-600_20090706 WORFDB2, F&BI 907051
Date Extracted: 07/08/09
Date Analyzed: 07/08/09 and 07/09/09

RESULTS FROM THE ANALYSIS OF THE WATER SAMPLES FOR BENZENE, TOLUENE, ETHYLBENZENE, XYLENES AND TPH AS GASOLINE USING EPA METHOD 8021B AND NWTPH-Gx

Results Reported as ug/L (ppb)

Sample ID Laboratory ID	Benzene	Toluene	Ethyl Benzene	Total Xylenes	Gasoline Range	Surrogate (% Recovery) (Limit 50-150)
02MW13-200900706 907051-12	<1	<1	<1	<3	<100	93
Method Blank	<1	<1	<1	<3	<100	91

Date of Report: 07/20/09
Date Received: 07/06/09
Project: TOC_01-600_20090706 WORFDB2, F&BI 907051
Date Extracted: 07/07/09
Date Analyzed: 07/08/09

RESULTS FROM THE ANALYSIS OF THE WATER SAMPLES FOR TOTAL PETROLEUM HYDROCARBONS AS DIESEL AND MOTOR OIL USING METHOD NWTPH-Dx

Results Reported as ug/L (ppb)

Sample ID Laboratory ID	Diesel Range (C_{10}-C_{25})	Motor Oil Range (C_{25}-C_{36})	Surrogate (% Recovery) (Limit 51-137)
01MW01-200900706 907051-01	160 x	<250	108
01MW27-200900706 907051-02	7,900	740 y	118
01MW99-200900706 907051-03	7,700	790 y	111
01MW06-200900706 907051-04	120 x	<250	99
01MW59-200900706 907051-05	600 x	<250	102
01MW19-200900706 907051-06	3,700 x	690 y	104
01MW58-200900706 907051-07	64 x	<250	95
01MW46-200900706 907051-08	310 x	<250	104
01MW42-200900706 907051-09	530 x	400	100
01MW37-200900706 907051-10	1,500 x	390 y	106
02MW14-200900706 907051-11	<50	<250	95

Date of Report: 07/20/09
Date Received: 07/06/09
Project: TOC_01-600_20090706 WORFDB2, F&BI 907051
Date Extracted: 07/07/09
Date Analyzed: 07/08/09

RESULTS FROM THE ANALYSIS OF THE WATER SAMPLES FOR TOTAL PETROLEUM HYDROCARBONS AS DIESEL AND MOTOR OIL USING METHOD NWTPH-Dx

Results Reported as ug/L (ppb)

Sample ID Laboratory ID	Diesel Range (C_{10}-C_{25})	Motor Oil Range (C_{25}-C_{36})	Surrogate (% Recovery) (Limit 51-137)
02MW13-200900706 907051-12	65 x	<250	96
Method Blank	<50	<250	86

Analysis For Volatile Compounds By EPA Method 8260C

Client Sample ID:	01MW06-200900706	Client:	Sound Environmental Strategies
Date Received:	07/06/09	Project:	TOC_01-600_20090706 WORFDB2
Date Extracted:	07/07/09	Lab ID:	907051-04
Date Analyzed:	07/07/09	Data File:	070715.D
Matrix:	Water	Instrument:	GCMS4
Units:	ug/L (ppb)	Operator:	MB

Surrogates:	% Recovery:	Lower Limit:	Upper Limit:
1,2-Dichloroethane-d4	100	63	127
Toluene-d8	97	60	129
4-Bromofluorobenzene	94	51	145

Compounds:	Concentration ug/L (ppb)
Vinyl chloride	<0.2
Chloroethane	<1
1,1-Dichloroethene	<1
Methylene chloride	<5
trans-1,2-Dichloroethene	<1
1,1-Dichloroethane	<1
cis-1,2-Dichloroethene	<1
1,2-Dichloroethane (EDC)	<1
1,1,1-Trichloroethane	<1
Trichloroethene	<1
Tetrachloroethene	<1

Analysis For Volatile Compounds By EPA Method 8260C

Client Sample ID:	01MW59-200900706	Client:	Sound Environmental Strategies
Date Received:	07/06/09	Project:	TOC_01-600_20090706 WORFDB2
Date Extracted:	07/07/09	Lab ID:	907051-05
Date Analyzed:	07/07/09	Data File:	070721.D
Matrix:	Water	Instrument:	GCMS4
Units:	ug/L (ppb)	Operator:	MB

Surrogates:	% Recovery:	Lower Limit:	Upper Limit:
1,2-Dichloroethane-d4	105	63	127
Toluene-d8	96	60	129
4-Bromofluorobenzene	95	51	145

Compounds:	Concentration ug/L (ppb)
Vinyl chloride	<0.2
Chloroethane	<1
1,1-Dichloroethene	<1
Methylene chloride	<5
trans-1,2-Dichloroethene	<1
1,1-Dichloroethane	<1
cis-1,2-Dichloroethene	<1
1,2-Dichloroethane (EDC)	<1
1,1,1-Trichloroethane	<1
Trichloroethene	<1
Tetrachloroethene	<1

Analysis For Volatile Compounds By EPA Method 8260C

Client Sample ID:	01MW19-200900706	Client:	Sound Environmental Strategies
Date Received:	07/06/09	Project:	TOC_01-600_20090706 WORFDB2
Date Extracted:	07/07/09	Lab ID:	907051-06
Date Analyzed:	07/07/09	Data File:	070716.D
Matrix:	Water	Instrument:	GCMS4
Units:	ug/L (ppb)	Operator:	MB

Surrogates:	% Recovery:	Lower Limit:	Upper Limit:
1,2-Dichloroethane-d4	91	63	127
Toluene-d8	93	60	129
4-Bromofluorobenzene	88	51	145

Compounds:	Concentration ug/L (ppb)
Vinyl chloride	<0.2
Chloroethane	<1
1,1-Dichloroethene	<1
Methylene chloride	<5
trans-1,2-Dichloroethene	<1
1,1-Dichloroethane	<1
cis-1,2-Dichloroethene	<1
1,2-Dichloroethane (EDC)	<1
1,1,1-Trichloroethane	<1
Trichloroethene	<1
Tetrachloroethene	<1

Analysis For Volatile Compounds By EPA Method 8260C

Client Sample ID:	01MW58-200900706	Client:	Sound Environmental Strategies
Date Received:	07/06/09	Project:	TOC_01-600_20090706 WORFDB2
Date Extracted:	07/07/09	Lab ID:	907051-07
Date Analyzed:	07/07/09	Data File:	070717.D
Matrix:	Water	Instrument:	GCMS4
Units:	ug/L (ppb)	Operator:	MB

Surrogates:	% Recovery:	Lower Limit:	Upper Limit:
1,2-Dichloroethane-d4	101	63	127
Toluene-d8	96	60	129
4-Bromofluorobenzene	93	51	145

Compounds:	Concentration ug/L (ppb)
Vinyl chloride	<0.2
Chloroethane	<1
1,1-Dichloroethene	<1
Methylene chloride	<5
trans-1,2-Dichloroethene	<1
1,1-Dichloroethane	<1
cis-1,2-Dichloroethene	<1
1,2-Dichloroethane (EDC)	<1
1,1,1-Trichloroethane	<1
Trichloroethene	<1
Tetrachloroethene	<1

Analysis For Volatile Compounds By EPA Method 8260C

Client Sample ID:	01MW46-200900706	Client:	Sound Environmental Strategies
Date Received:	07/06/09	Project:	TOC_01-600_20090706 WORFDB2
Date Extracted:	07/07/09	Lab ID:	907051-08
Date Analyzed:	07/07/09	Data File:	070718.D
Matrix:	Water	Instrument:	GCMS4
Units:	ug/L (ppb)	Operator:	MB

Surrogates:	% Recovery:	Lower Limit:	Upper Limit:
1,2-Dichloroethane-d4	102	63	127
Toluene-d8	94	60	129
4-Bromofluorobenzene	92	51	145

Compounds:	Concentration ug/L (ppb)
Vinyl chloride	8.0
Chloroethane	<1
1,1-Dichloroethene	<1
Methylene chloride	<5
trans-1,2-Dichloroethene	<1
1,1-Dichloroethane	<1
cis-1,2-Dichloroethene	<1
1,2-Dichloroethane (EDC)	<1
1,1,1-Trichloroethane	<1
Trichloroethene	1.7
Tetrachloroethene	<1

Analysis For Volatile Compounds By EPA Method 8260C

Client Sample ID:	02MW14-200900706	Client:	Sound Environmental Strategies
Date Received:	07/06/09	Project:	TOC_01-600_20090706 WORFDB2
Date Extracted:	07/07/09	Lab ID:	907051-11
Date Analyzed:	07/07/09	Data File:	070719.D
Matrix:	Water	Instrument:	GCMS4
Units:	ug/L (ppb)	Operator:	MB

Surrogates:	% Recovery:	Lower Limit:	Upper Limit:
1,2-Dichloroethane-d4	103	63	127
Toluene-d8	96	60	129
4-Bromofluorobenzene	97	51	145

Compounds:	Concentration ug/L (ppb)
Vinyl chloride	<0.2
Chloroethane	<1
1,1-Dichloroethene	<1
Methylene chloride	<5
trans-1,2-Dichloroethene	<1
1,1-Dichloroethane	<1
cis-1,2-Dichloroethene	<1
1,2-Dichloroethane (EDC)	<1
1,1,1-Trichloroethane	<1
Trichloroethene	<1
Tetrachloroethene	<1

Analysis For Volatile Compounds By EPA Method 8260C

Client Sample ID:	02MW13-200900706	Client:	Sound Environmental Strategies
Date Received:	07/06/09	Project:	TOC_01-600_20090706 WORFDB2
Date Extracted:	07/07/09	Lab ID:	907051-12
Date Analyzed:	07/07/09	Data File:	070720.D
Matrix:	Water	Instrument:	GCMS4
Units:	ug/L (ppb)	Operator:	MB

Surrogates:	% Recovery:	Lower Limit:	Upper Limit:
1,2-Dichloroethane-d4	93	63	127
Toluene-d8	92	60	129
4-Bromofluorobenzene	91	51	145

Compounds:	Concentration ug/L (ppb)
Vinyl chloride	<0.2
Chloroethane	<1
1,1-Dichloroethene	<1
Methylene chloride	<5
trans-1,2-Dichloroethene	<1
1,1-Dichloroethane	<1
cis-1,2-Dichloroethene	<1
1,2-Dichloroethane (EDC)	<1
1,1,1-Trichloroethane	<1
Trichloroethene	<1
Tetrachloroethene	<1

Analysis For Volatile Compounds By EPA Method 8260C

Client Sample ID:	Method Blank	Client:	Sound Environmental Strategies
Date Received:	NA	Project:	TOC_01-600_20090706 WORFDB2
Date Extracted:	07/07/09	Lab ID:	090936 mb
Date Analyzed:	07/07/09	Data File:	070709.D
Matrix:	Water	Instrument:	GCMS4
Units:	ug/L (ppb)	Operator:	MB

Surrogates:	% Recovery:	Lower Limit:	Upper Limit:
1,2-Dichloroethane-d4	101	63	127
Toluene-d8	94	60	129
4-Bromofluorobenzene	93	51	145

Compounds:	Concentration ug/L (ppb)
Vinyl chloride	<0.2
Chloroethane	<1
1,1-Dichloroethene	<1
Methylene chloride	<5
trans-1,2-Dichloroethene	<1
1,1-Dichloroethane	<1
cis-1,2-Dichloroethene	<1
1,2-Dichloroethane (EDC)	<1
1,1,1-Trichloroethane	<1
Trichloroethene	<1
Tetrachloroethene	<1

Analysis For Semivolatile Compounds By EPA Method 8270D SIM

Client Sample ID:	01MW01-200900706	Client:	Sound Environmental Strategies
Date Received:	07/06/09	Project:	TOC_01-600_20090706 WORFDB2
Date Extracted:	07/09/09	Lab ID:	907051-01 1/20
Date Analyzed:	07/11/09	Data File:	071024.D
Matrix:	Water	Instrument:	GCMS3
Units:	ug/L (ppb)	Operator:	YA

Surrogates:	% Recovery:	Lower Limit:	Upper Limit:
2,4,6-Tribromophenol	83	10	154

Compounds:	Concentration ug/L (ppb)
Pentachlorophenol	16

Analysis For Semivolatile Compounds By EPA Method 8270D SIM

Client Sample ID:	01MW27-200900706	Client:	Sound Environmental Strategies
Date Received:	07/06/09	Project:	TOC_01-600_20090706 WORFDB2
Date Extracted:	07/09/09	Lab ID:	907051-02 1/20
Date Analyzed:	07/11/09	Data File:	071026.D
Matrix:	Water	Instrument:	GCMS3
Units:	ug/L (ppb)	Operator:	YA

Surrogates:	% Recovery:	Lower Limit:	Upper Limit:
2,4,6-Tribromophenol	99	10	154

Compounds:	Concentration ug/L (ppb)
Pentachlorophenol	22

Analysis For Semivolatile Compounds By EPA Method 8270D SIM

Client Sample ID:	01MW99-200900706	Client:	Sound Environmental Strategies
Date Received:	07/06/09	Project:	TOC_01-600_20090706 WORFDB2
Date Extracted:	07/09/09	Lab ID:	907051-03 1/20
Date Analyzed:	07/11/09	Data File:	071028.D
Matrix:	Water	Instrument:	GCMS3
Units:	ug/L (ppb)	Operator:	YA

Surrogates:	% Recovery:	Lower Limit:	Upper Limit:
2,4,6-Tribromophenol	98	10	154

Compounds:	Concentration ug/L (ppb)
Pentachlorophenol	20

Analysis For Semivolatile Compounds By EPA Method 8270D SIM

Client Sample ID:	01MW42-200900706	Client:	Sound Environmental Strategies
Date Received:	07/06/09	Project:	TOC_01-600_20090706 WORFDB2
Date Extracted:	07/09/09	Lab ID:	907051-09
Date Analyzed:	07/14/09	Data File:	071412.D
Matrix:	Water	Instrument:	GCMS3
Units:	ug/L (ppb)	Operator:	YA

Surrogates:	% Recovery:	Lower Limit:	Upper Limit:
2,4,6-Tribromophenol	72	10	154

Compounds:	Concentration ug/L (ppb)
Pentachlorophenol	<0.5

Analysis For Semivolatile Compounds By EPA Method 8270D SIM

Client Sample ID:	01MW37-200900706	Client:	Sound Environmental Strategies
Date Received:	07/06/09	Project:	TOC_01-600_20090706 WORFDB2
Date Extracted:	07/09/09	Lab ID:	907051-10
Date Analyzed:	07/10/09	Data File:	071021.D
Matrix:	Water	Instrument:	GCMS3
Units:	ug/L (ppb)	Operator:	YA

Surrogates:	% Recovery:	Lower Limit:	Upper Limit:
2,4,6-Tribromophenol	76	10	154

Compounds:	Concentration ug/L (ppb)
Pentachlorophenol	<0.5

Analysis For Semivolatile Compounds By EPA Method 8270D SIM

Client Sample ID:	Method Blank	Client:	Sound Environmental Strategies
Date Received:	NA	Project:	TOC_01-600_20090706 WORFDB2
Date Extracted:	07/09/09	Lab ID:	09974mb
Date Analyzed:	07/10/09	Data File:	071017.D
Matrix:	Water	Instrument:	GCMS3
Units:	ug/L (ppb)	Operator:	YA

Surrogates:	% Recovery:	Lower Limit:	Upper Limit:
2,4,6-Tribromophenol	73	10	154

Compounds:	Concentration ug/L (ppb)
Pentachlorophenol	<0.5

Date of Report: 07/20/09
Date Received: 07/06/09
Project: TOC_01-600_20090706 WORFDB2, F&BI 907051

QUALITY ASSURANCE RESULTS FOR THE ANALYSIS OF WATER SAMPLES FOR BENZENE, TOLUENE, ETHYLBENZENE, XYLENES, AND TPH AS GASOLINE USING EPA METHOD 8021B AND NWTPH-Gx

Laboratory Code: 907051-04 (Duplicate)

Analyte	Reporting Units	Sample Result	Duplicate Result	Relative Percent Difference (Limit 20)
Benzene	ug/L (ppb)	<1	<1	nm
Toluene	ug/L (ppb)	<1	<1	nm
Ethylbenzene	ug/L (ppb)	<1	<1	nm
Xylenes	ug/L (ppb)	<3	<3	nm
Gasoline	ug/L (ppb)	<100	<100	nm

Laboratory Code: Laboratory Control Sample

Analyte	Reporting Units	Spike Level	Percent Recovery LCS	Acceptance Criteria
Benzene	ug/L (ppb)	50	92	70-130
Toluene	ug/L (ppb)	50	90	70-130
Ethylbenzene	ug/L (ppb)	50	90	70-130
Xylenes	ug/L (ppb)	150	88	70-130
Gasoline	ug/L (ppb)	1,000	86	70-130

Date of Report: 07/20/09
Date Received: 07/06/09
Project: TOC_01-600_20090706 WORFDB2, F&BI 907051

QUALITY ASSURANCE RESULTS FOR THE ANALYSIS OF WATER SAMPLES FOR TOTAL PETROLEUM HYDROCARBONS AS DIESEL EXTENDED USING METHOD NWTPH-Dx

Laboratory Code: Laboratory Control Sample

Analyte	Reporting Units	Spike Level	Percent Recovery LCS	Percent Recovery LCSD	Acceptance Criteria	RPD (Limit 20)
Diesel Extended	ug/L (ppb)	2,500	105	114	71-131	8

Date of Report: 07/20/09
Date Received: 07/06/09
Project: TOC_01-600_20090706 WORFDB2, F&BI 907051

QUALITY ASSURANCE RESULTS FOR THE ANALYSIS OF WATER SAMPLES FOR VOLATILES BY EPA METHOD 8260C

Laboratory Code: 906291-01 (Duplicate)

Analyte	Reporting Units	Sample Result	Duplicate Result	Relative Percent Difference (Limit 20)
Vinyl chloride	ug/L (ppb)	<0.2	<0.2	nm
Chloroethane	ug/L (ppb)	<1	<1	nm
1,1-Dichloroethene	ug/L (ppb)	<1	<1	nm
Methylene chloride	ug/L (ppb)	<5	<5	nm
trans-1,2-Dichloroethene	ug/L (ppb)	<1	<1	nm
1,1-Dichloroethane	ug/L (ppb)	<1	<1	nm
cis-1,2-Dichloroethene	ug/L (ppb)	<1	<1	nm
1,2-Dichloroethane (EDC)	ug/L (ppb)	<1	<1	nm
1,1,1-Trichloroethane	ug/L (ppb)	<1	<1	nm
Trichloroethene	ug/L (ppb)	<1	<1	nm
Tetrachloroethene	ug/L (ppb)	<1	<1	nm

Laboratory Code: Laboratory Control Sample

Analyte	Reporting Units	Spike Level	Percent Recovery LCS	Percent Recovery LCSD	Acceptance Criteria	RPD (Limit 20)
Vinyl chloride	ug/L (ppb)	50	95	98	64-134	3
Chloroethane	ug/L (ppb)	50	101	107	58-146	6
1,1-Dichloroethene	ug/L (ppb)	50	85	89	70-132	5
Methylene chloride	ug/L (ppb)	50	80	82	70-124	2
trans-1,2-Dichloroethene	ug/L (ppb)	50	93	91	81-122	2
1,1-Dichloroethane	ug/L (ppb)	50	92	92	85-118	0
cis-1,2-Dichloroethene	ug/L (ppb)	50	97	96	82-122	1
1,2-Dichloroethane (EDC)	ug/L (ppb)	50	108	112	82-127	4
1,1,1-Trichloroethane	ug/L (ppb)	50	97	100	85-130	3
Trichloroethene	ug/L (ppb)	50	95	96	84-119	1
Tetrachloroethene	ug/L (ppb)	50	83	84	83-119	1

Date of Report: 07/20/09
Date Received: 07/06/09
Project: TOC_01-600_20090706 WORFDB2, F&BI 907051

QUALITY ASSURANCE RESULTS FOR THE ANALYSIS OF WATER SAMPLES FOR PNA'S BY EPA METHOD 8270D SIM

Laboratory Code: Laboratory Control Sample

Analyte	Reporting Units	Spike Level	Percent Recovery LCS	Percent Recovery LCSD	Acceptance Criteria	RPD (Limit 20)
Pentachlorophenol	ug/L (ppb)	7.5	68	69	15-124	1

Data Qualifiers & Definitions

a - The analyte was detected at a level less than five times the reporting limit. The RPD results may not provide reliable information on the variability of the analysis.

A1 – More than one compound of similar molecule structure was identified with equal probability.

b - The analyte was spiked at a level that was less than five times that present in the sample. Matrix spike recoveries may not be meaningful.

ca - The calibration results for this range fell outside of acceptance criteria. The value reported is an estimate.

c - The presence of the analyte indicated may be due to carryover from previous sample injections.

d - The sample was diluted. Detection limits may be raised due to dilution.

ds - The sample was diluted. Detection limits are raised due to dilution and surrogate recoveries may not be meaningful.

dv - Insufficient sample was available to achieve normal reporting limits and limits are raised accordingly.

fb - The analyte indicated was found in the method blank. The result should be considered an estimate.

fc – The compound is a common laboratory and field contaminant.

hr - The sample and duplicate were reextracted and reanalyzed. RPD results were still outside of control limits. The variability is attributed to sample inhomogeneity.

ht - The sample was extracted outside of holding time. Results should be considered estimates.

ip - Recovery fell outside of normal control limits. Compounds in the sample matrix interfered with the quantitation of the analyte.

j – The result is below normal reporting limits. The value reported is an estimate.

J - The internal standard associated with the analyte is out of control limits. The reported concentration is an estimate.

jl - The analyte result in the laboratory control sample is out of control limits. The reported concentration should be considered an estimate.

jr - The rpd result in laboratory control sample associated with the analyte is out of control limits. The reported concentration should be considered an estimate.

js - The surrogate associated with the analyte is out of control limits. The reported concentration should be considered an estimate.

lc - The presence of the compound indicated is likely due to laboratory contamination.

L - The reported concentration was generated from a library search.

nm - The analyte was not detected in one or more of the duplicate analyses. Therefore, calculation of the RPD is not applicable.

pc – The sample was received in a container not approved by the method. The value reported should be considered an estimate.

pr – The sample was received with incorrect preservation. The value reported should be considered an estimate.

ve - The value reported exceeded the calibration range established for the analyte. The reported concentration should be considered an estimate.

vo - The value reported fell outside the control limits established for this analyte.

x - The pattern of peaks present is not indicative of diesel.

y - The pattern of peaks present is not indicative of motor oil.

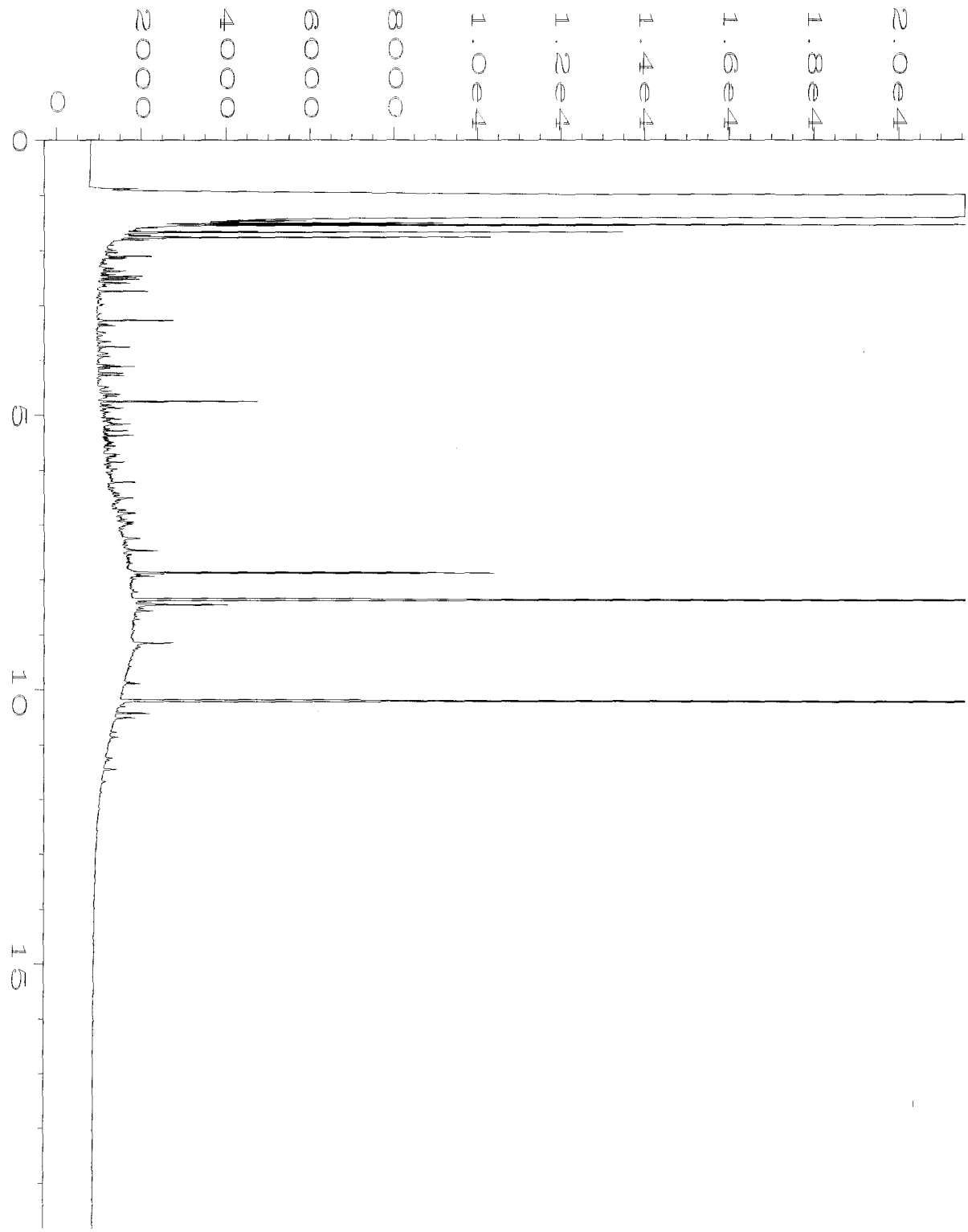

Data File Name : C:\HPCHEM\4\DATA\07-08-09\009F0101.D
Operator : ay
Instrument : GC#4
Sample Name : 907051-01
Run Time Bar Code:
Acquired on : 08 Jul 09 11:19 AM
Report Created on: 09 Jul 09 06:07 PM

Page Number : 1
Vial Number : 9
Injection Number : 1
Sequence Line : 1
Instrument Method: TPHD.MTH
Analysis Method : TPHD.MTH

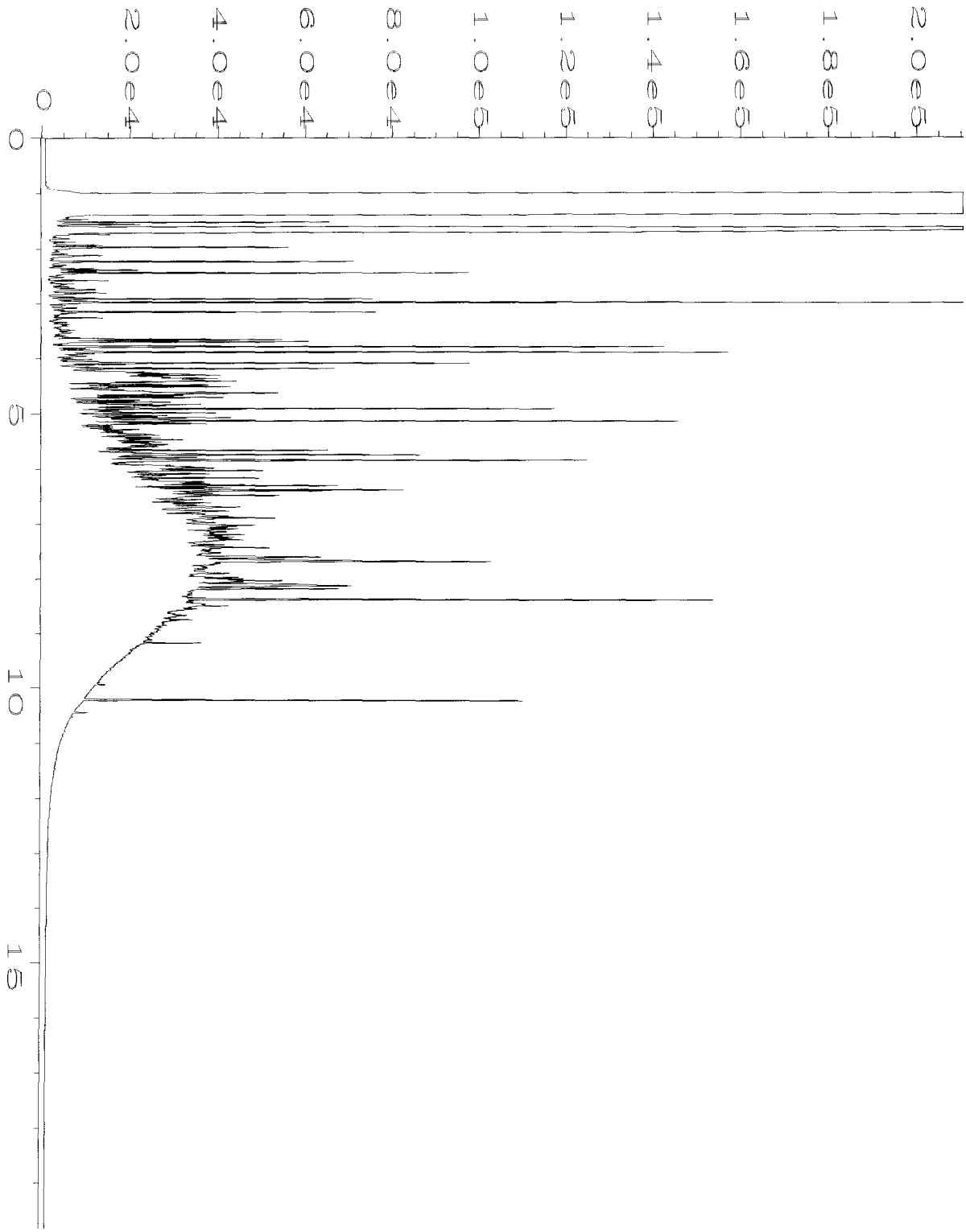

Data File Name	: C:\HPCHEM\4\DATA\07-08-09\010F0301.D		
Operator	: ay	Page Number	: 1
Instrument	: GC#4	Vial Number	: 10
Sample Name	: 907051-02	Injection Number	: 1
Run Time Bar Code:		Sequence Line	: 3
Acquired on	: 08 Jul 09 12:22 PM	Instrument Method	: TPHD.MTH
Report Created on	: 09 Jul 09 06:07 PM	Analysis Method	: TPHD.MTH

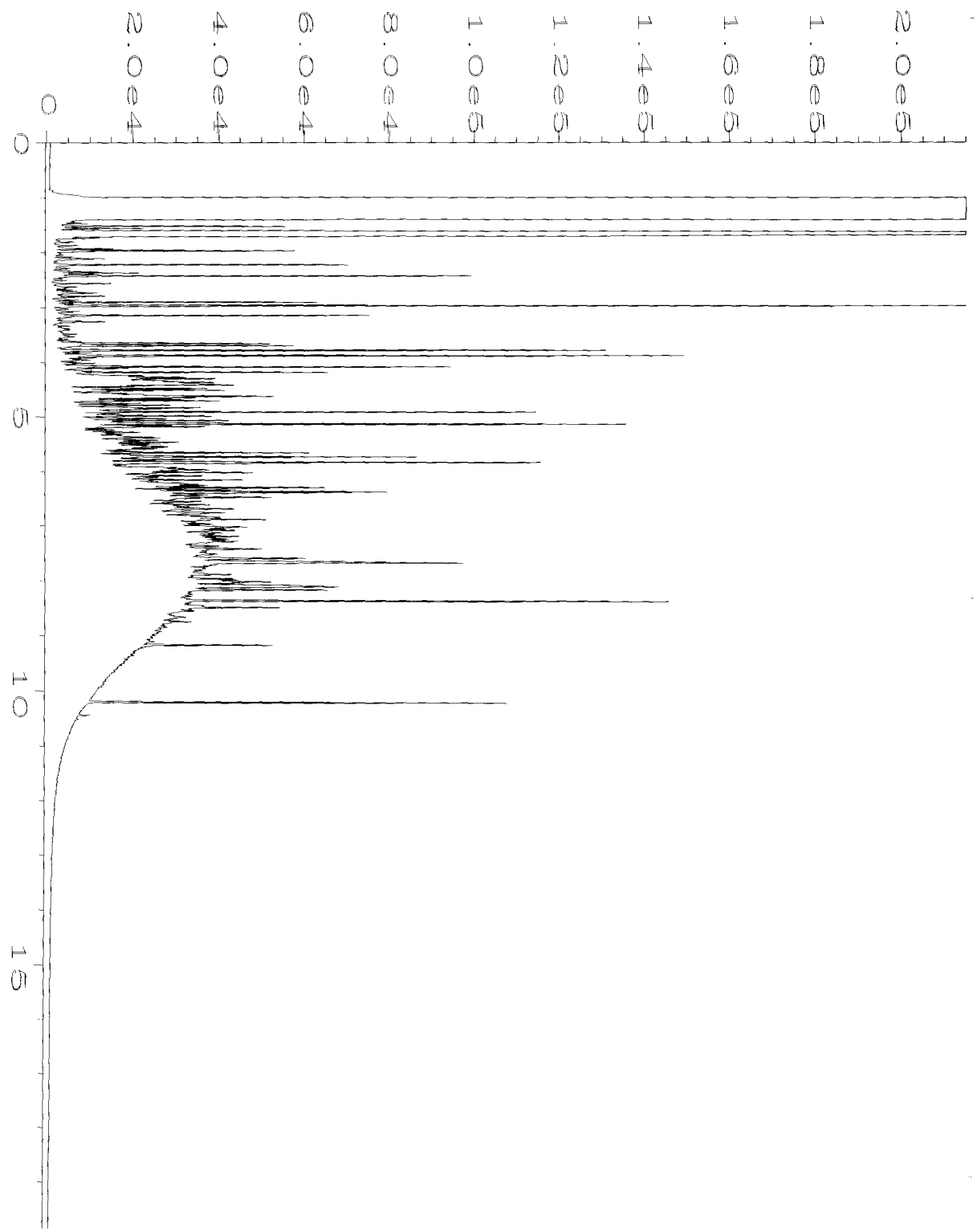

Data File Name : C:\HPCHEM\4\DATA\07-08-09\011F0301.D
Operator : ay
Instrument : GC#4
Sample Name : 907051-03
Run Time Bar Code:
Acquired on : 08 Jul 09 12:44 PM
Report Created on: 09 Jul 09 06:08 PM

Page Number : 1
Vial Number : 11
Injection Number : 1
Sequence Line : 3
Instrument Method: TPHD.MTH
Analysis Method : TPHD.MTH



Data File Name	: C:\HPCHEM\4\DATA\07-08-09\012F0301.D		
Operator	: ay	Page Number	: 1
Instrument	: GC#4	Vial Number	: 12
Sample Name	: 907051-04	Injection Number	: 1
Run Time Bar Code:		Sequence Line	: 3
Acquired on	: 08 Jul 09 01:11 PM	Instrument Method	: TPHD.MTH
Report Created on	: 09 Jul 09 06:08 PM	Analysis Method	: TPHD.MTH

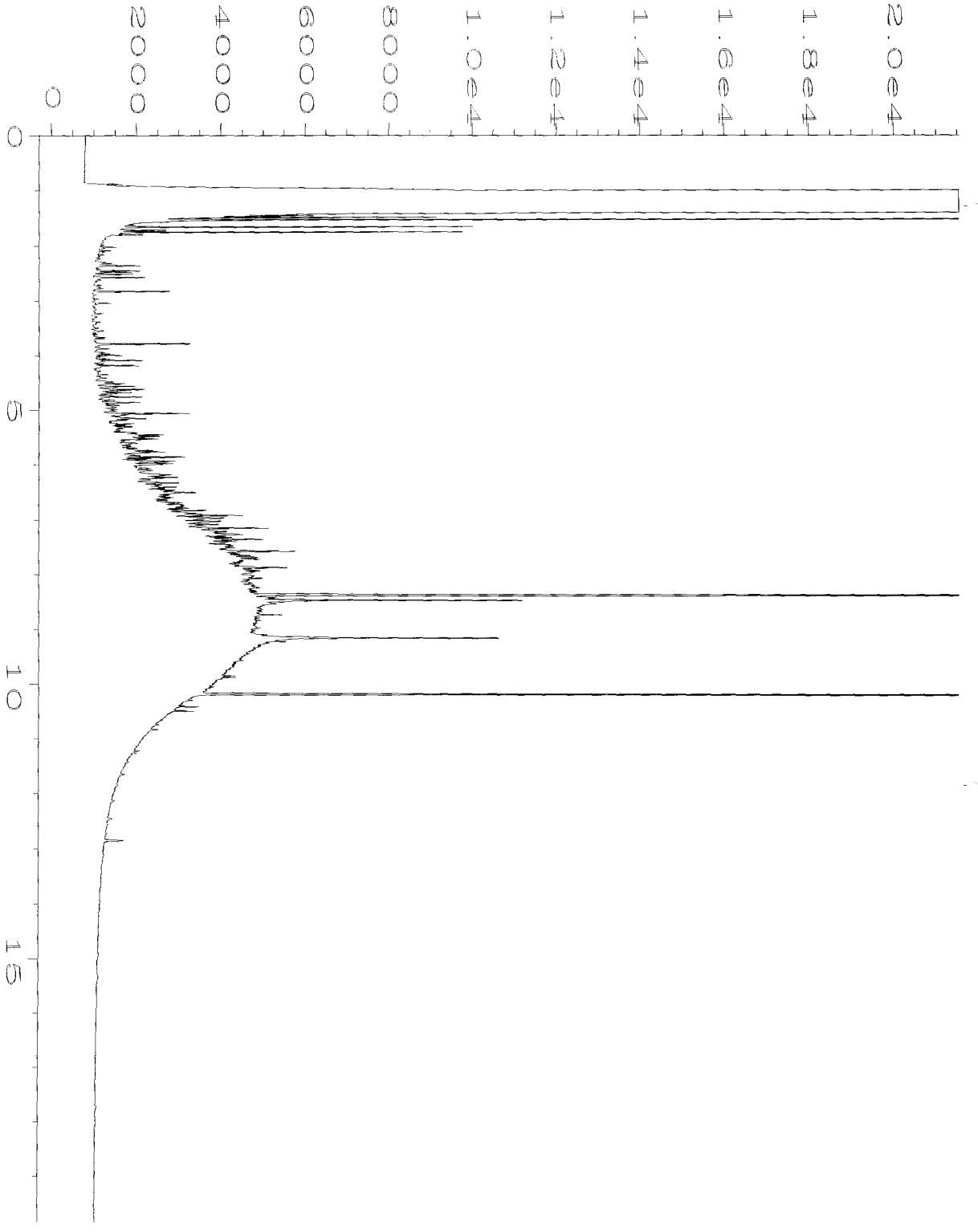

Data File Name	: C:\HPCHEM\4\DATA\07-08-09\013F0301.D		
Operator	: ay	Page Number	: 1
Instrument	: GC#4	Vial Number	: 13
Sample Name	: 907051-05	Injection Number	: 1
Run Time Bar Code:		Sequence Line	: 3
Acquired on	: 08 Jul 09 01:38 PM	Instrument Method	: TPHD.MTH
Report Created on	: 09 Jul 09 06:08 PM	Analysis Method	: TPHD.MTH



Data File Name : C:\HPCHEM\4\DATA\07-08-09\014F0301.D
Operator : ay
Instrument : GC#4
Sample Name : 907051-06
Run Time Bar Code:
Acquired on : 08 Jul 09 02:05 PM
Report Created on: 09 Jul 09 06:08 PM

Page Number : 1
Vial Number : 14
Injection Number : 1
Sequence Line : 3
Instrument Method: TPHD.MTH
Analysis Method : TPHD.MTH

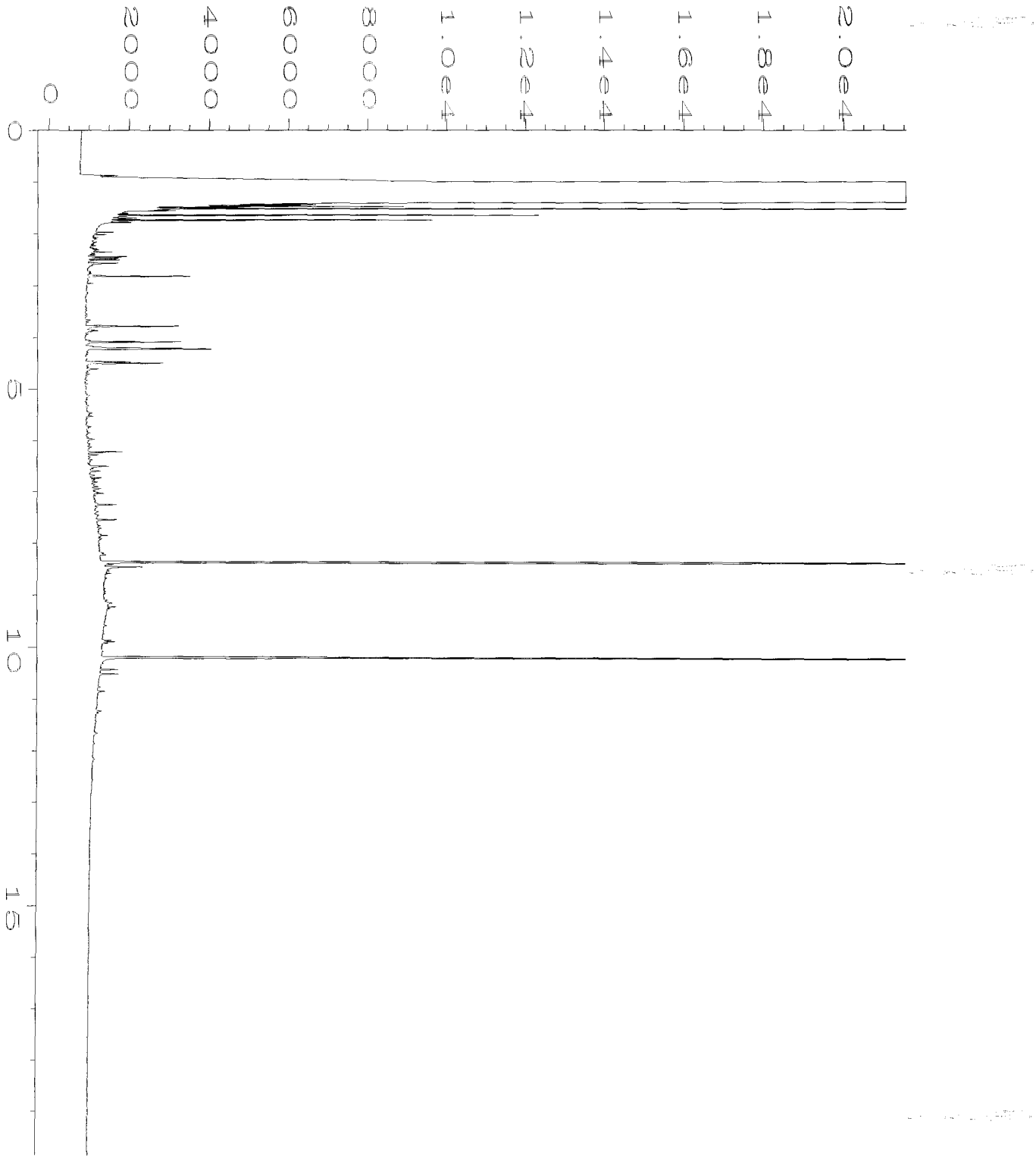

Data File Name : C:\HPCHEM\4\DATA\07-08-09\015F0301.D
Operator : ay
Instrument : GC#4
Sample Name : 907051-07
Run Time Bar Code:
Acquired on : 08 Jul 09 02:32 PM
Report Created on: 09 Jul 09 06:08 PM

Page Number : 1
Vial Number : 15
Injection Number : 1
Sequence Line : 3
Instrument Method: TPHD.MTH
Analysis Method : TPHD.MTH

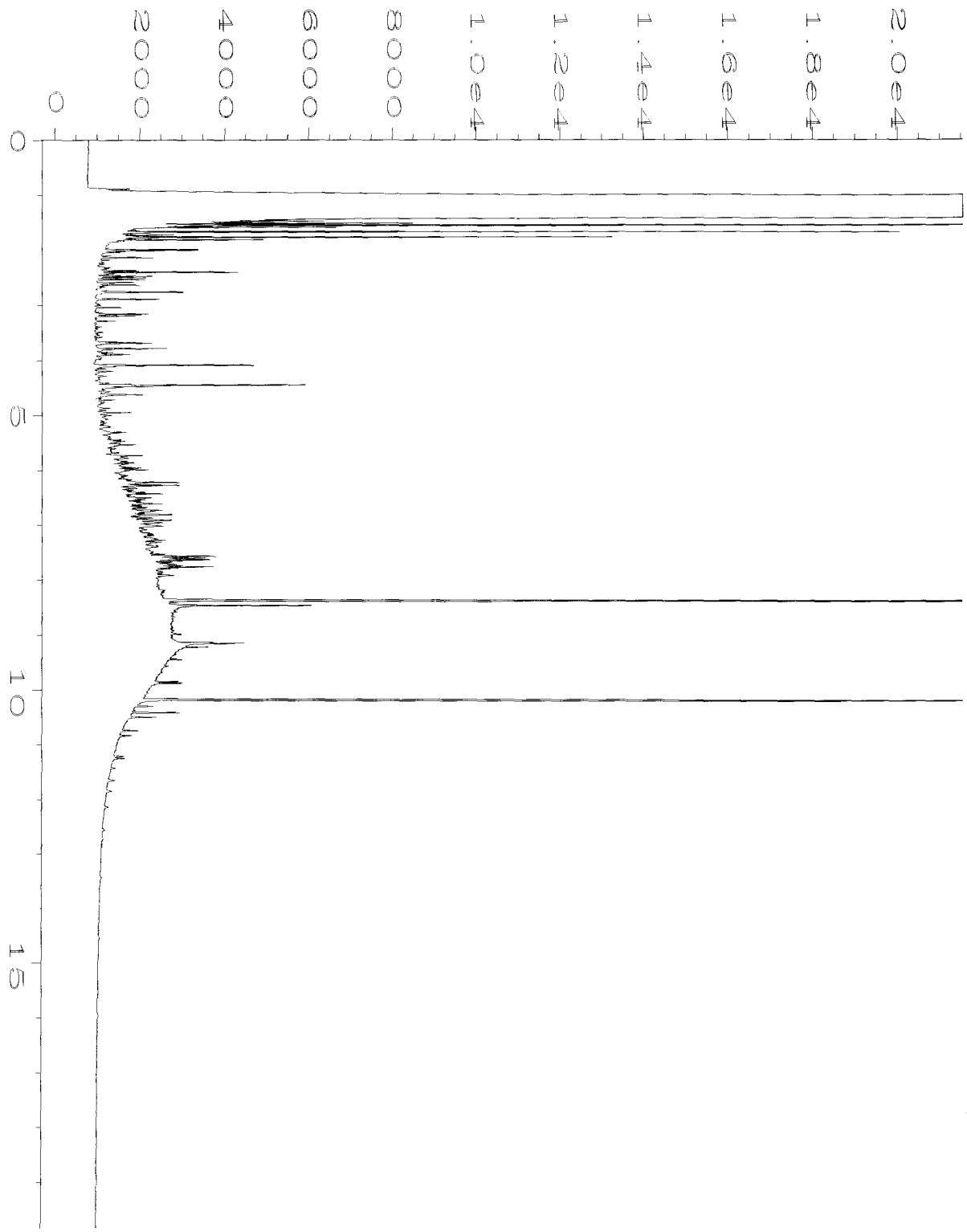

Data File Name	: C:\HPCHEM\4\DATA\07-08-09\016F0601.D		
Operator	: ay	Page Number	: 1
Instrument	: GC#4	Vial Number	: 16
Sample Name	: 907051-08	Injection Number	: 1
Run Time Bar Code:		Sequence Line	: 6
Acquired on	: 08 Jul 09 03:53 PM	Instrument Method	: TPHD.MTH
Report Created on	: 09 Jul 09 06:09 PM	Analysis Method	: TPHD.MTH

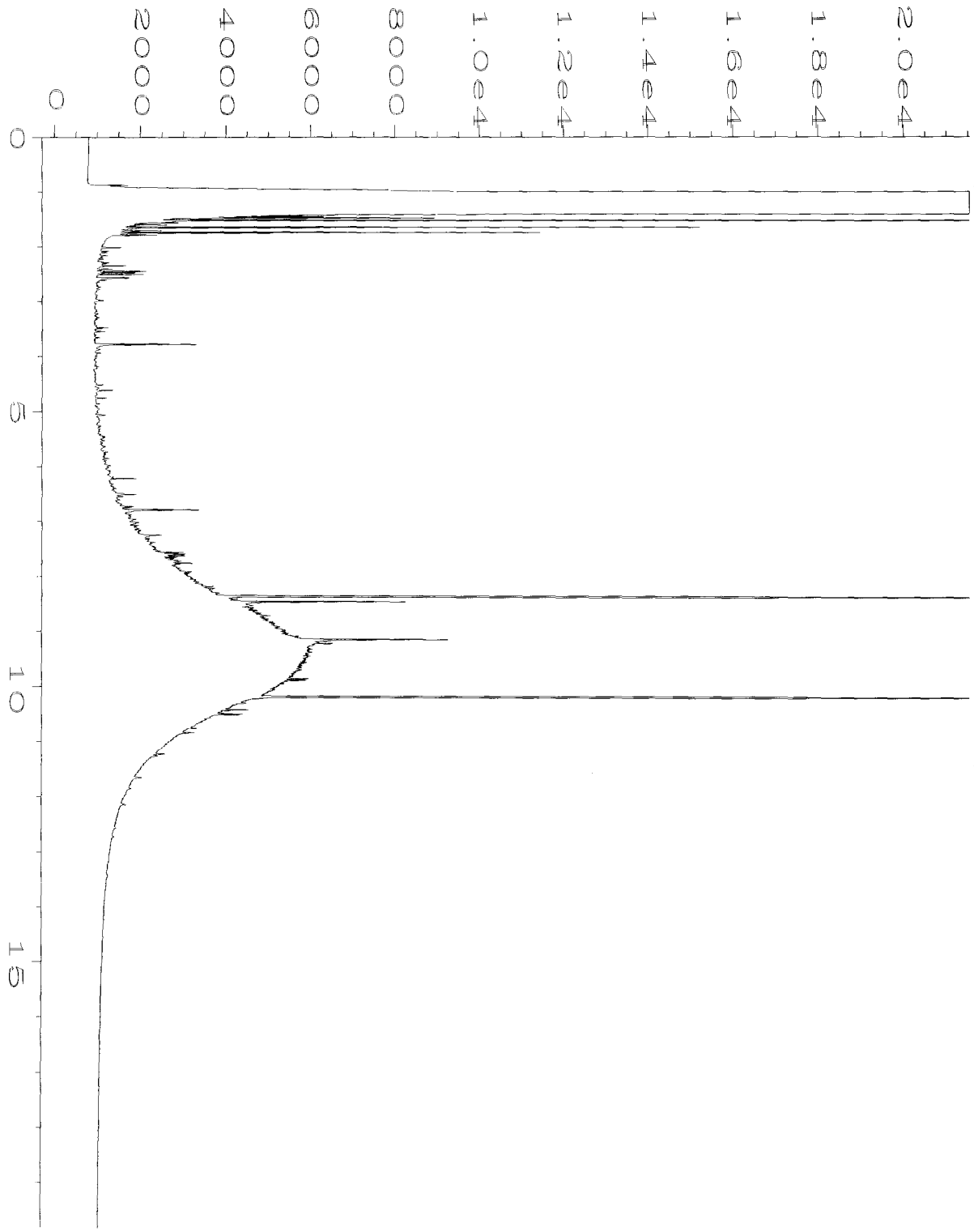

Data File Name : C:\HPCHEM\4\DATA\07-08-09\017F0601.D
Operator : ay
Instrument : GC#4
Sample Name : 907051-09
Run Time Bar Code:
Acquired on : 08 Jul 09 04:21 PM
Report Created on: 09 Jul 09 06:09 PM

Page Number : 1
Vial Number : 17
Injection Number : 1
Sequence Line : 6
Instrument Method: TPHD.MTH
Analysis Method : TPHD.MTH

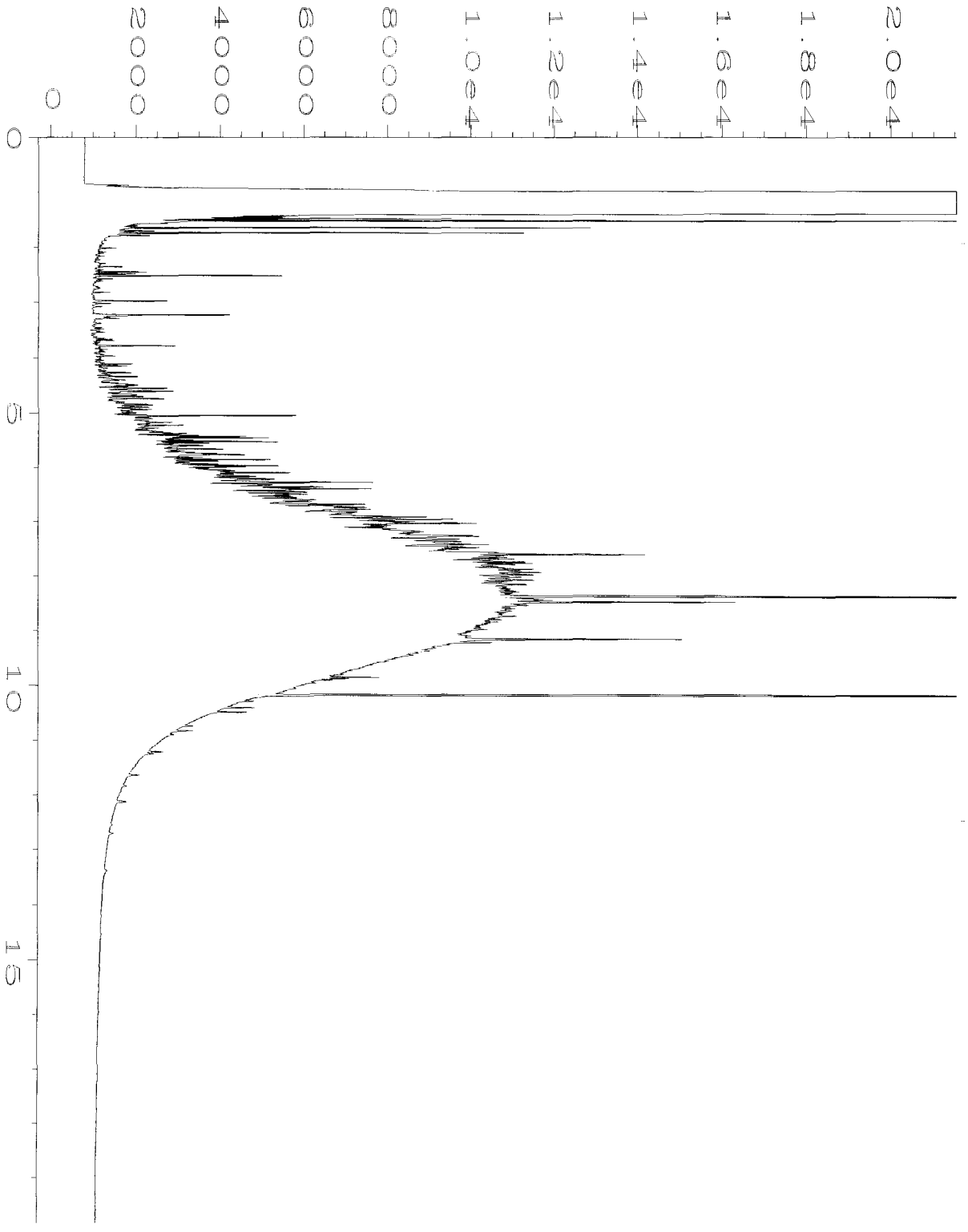

Data File Name : C:\HPCHEM\4\DATA\07-08-09\018F0601.D
Operator : ay
Instrument : GC#4
Sample Name : 907051-10
Run Time Bar Code:
Acquired on : 08 Jul 09 04:48 PM
Report Created on: 09 Jul 09 06:09 PM

Page Number : 1
Vial Number : 18
Injection Number : 1
Sequence Line : 6
Instrument Method: TPHD.MTH
Analysis Method : TPHD.MTH

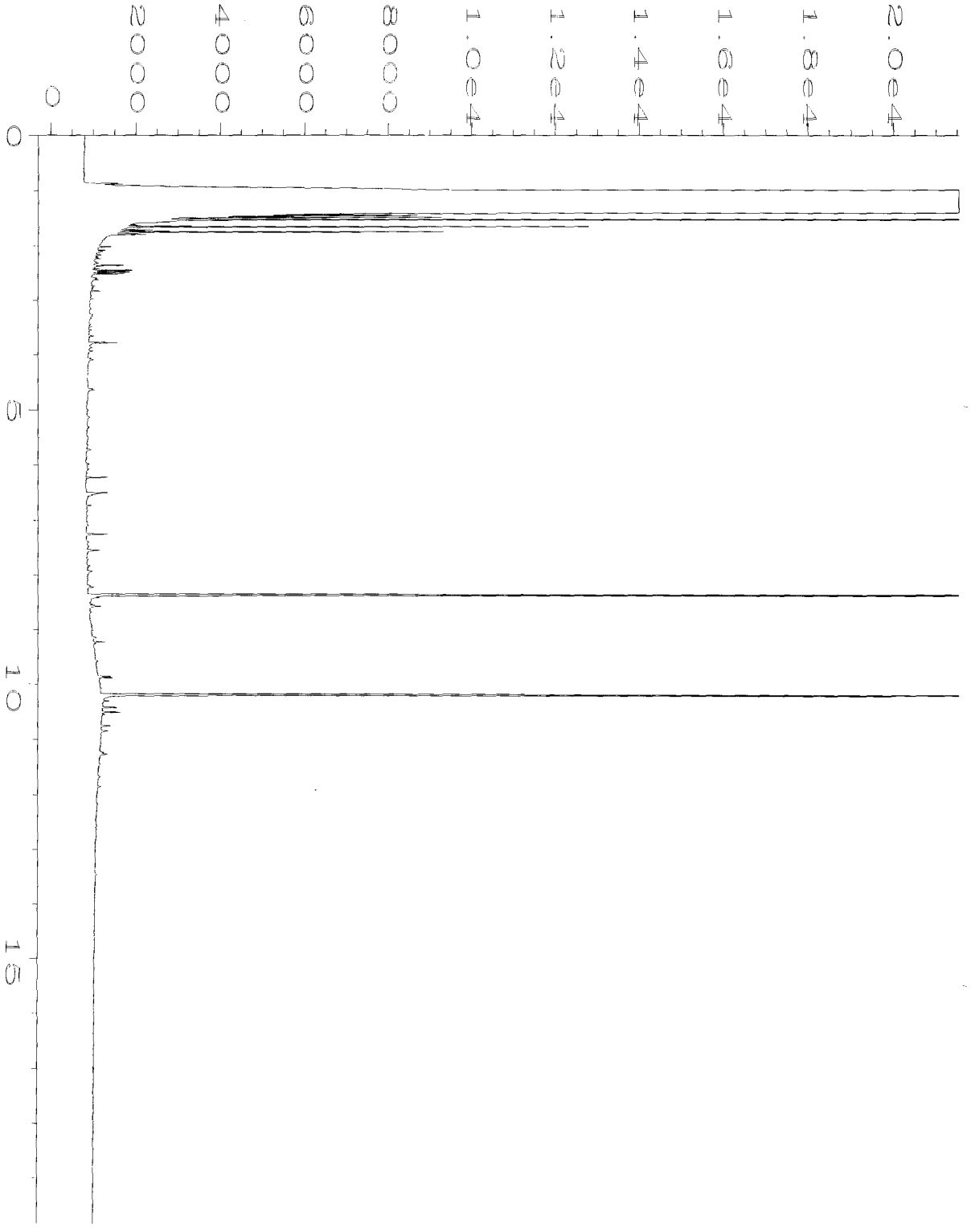

Data File Name	: C:\HPCHEM\4\DATA\07-08-09\019F0601.D		
Operator	: ay	Page Number	: 1
Instrument	: GC#4	Vial Number	: 19
Sample Name	: 907051-11	Injection Number	: 1
Run Time Bar Code:		Sequence Line	: 6
Acquired on	: 08 Jul 09 05:15 PM	Instrument Method	: TPHD.MTH
Report Created on	: 09 Jul 09 06:09 PM	Analysis Method	: TPHD.MTH

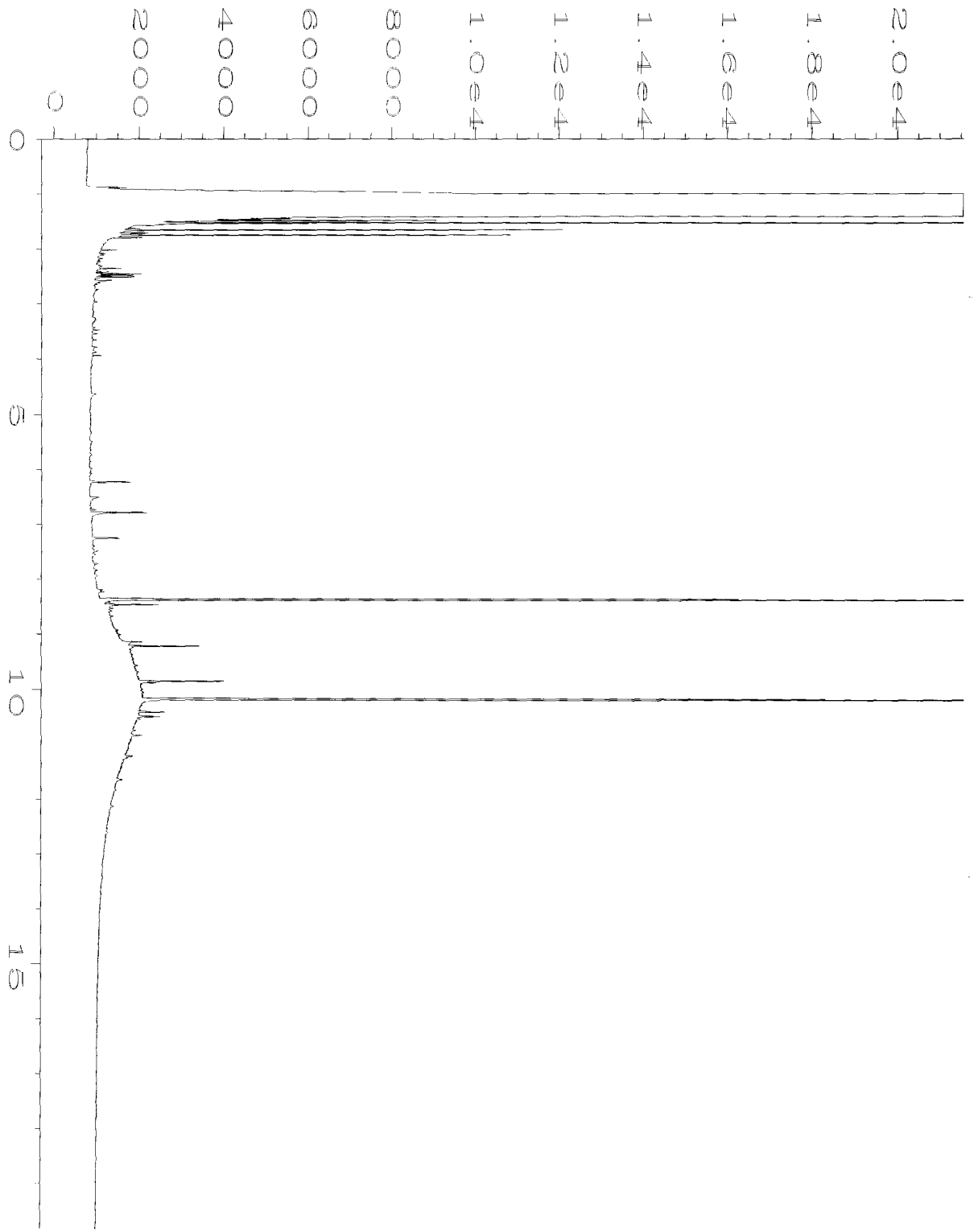

Data File Name : C:\HPCHEM\4\DATA\07-08-09\020F0601.D
Operator : ay
Instrument : GC#4
Sample Name : 907051-12
Run Time Bar Code:
Acquired on : 08 Jul 09 05:42 PM
Report Created on: 09 Jul 09 06:09 PM

Page Number : 1
Vial Number : 20
Injection Number : 1
Sequence Line : 6
Instrument Method: TPHD.MTH
Analysis Method : TPHD.MTH

907051

SAMPLE CHAIN OF CUSTODY

ME 7/6/09 V41 A05

Send Report To Tim Brown, cc: Erin Rothman

Company Sound Environmental Strategies

Address 2400 Airport Way S,

City, State, ZIP Seattle, WA 98134

Phone # 206.306.1900 Fax # 206.306.1907

SAMPLERS (signature)

PROJECT NAME/NO.: Seattle Terminal

PO #: 01-600

REMARKS

EIM ⊗ Y / N

Page # 1 of 1

TURNAROUND TIME
⊗ Standard (2 Weeks)
☐ RUSH
Rush charges authorized by:

SAMPLE DISPOSAL
⊗ Dispose after 30 days
☐ Return samples
☐ Will call with instructions

Sample ID	Sample Location	Sample Depth	Lab ID	Date Sampled	Time Sampled	Matrix	# of jars	NWTPH-Dx	NWTPH-Gx	BTEX by 8021B	CVOC's by 8260B	PCP by 8270	Nitrate by EPA 300.0	Sulfate by EPA 300.0	Methan, Ethene, Ethane by RSK 175	Notes
01MW01-20090607 (0706 fixed 4/5 7/2009.)	01MW01	~17'	01AF	7/6/09	1428	Water	6	X	X	X		X				
01MW27-20090607	01MW27	~17'	02AE	↓	1531	Water	6	X	X	X		X				
01MW99-20090607	01MW99	~17'	03AE	↓	1540	Water	6	X	X	X		X				
						Water										
						Water										
						Water										
						Water										
						Water										
						Water										
						Water										
						Water										
						Water										
						Water										

ANALYSES REQUESTED

Friedman & Bruya, Inc.
3012 16th Avenue West
Seattle, WA 98119-2029
Ph. (206) 285-8282
Fax (206) 283-5044

	SIGNATURE	PRINT NAME	COMPANY	DATE	TIME
Relinquished by:		Sheri Davis	SES	7/6/09	1700
Received by:		Eric Young	F&B	7/6/09	1700
Relinquished by:					
Received by:					

FORMS\COC\SESGEMSR1.DOC (Revision 1)

Samples received at 11 °C

Samples received at

(1)

~~907071~~ HD 907051

SAMPLE CHAIN OF CUSTODY

ME 7/6/09 V4/A05

Page # 1 of 1

Send Report To Tim Brown, cc: Erin Rothman

Company Sound Environmental Strategies

Address 2400 Airport Way S,

City, State, ZIP Seattle, WA 98134

Phone # 206.306.1900 Fax # 206.306.1907

SAMPLERS (signature)

PROJECT NAME/NO.: Seattle Terminal

PO #: 01-600

REMARKS

⊗ EIM Y / N

TURNAROUND TIME
⊗ Standard (2 Weeks)
☐ RUSH
Rush charges authorized by:

SAMPLE DISPOSAL
⊗ Dispose after 30 days
☐ Return samples
☐ Will call with instructions

Sample ID	Sample Location	Sample Depth	Lab ID	Date Sampled	Time Sampled	Matrix	# of jars	NWTPH-Dx	NWTPH-Gx	BTEX by 8021B	CVOC's by 8260B	PCP by 8270	Nitrate by EPA 300.0	Sulfate by EPA 300.0	Methan, Ethene, Ethane by RSK 175	Notes
								ANALYSES REQUESTED								
OIMW06-20090706	OIMW06		04 A-F	7.6.09	1413	Water	6	X	X	X	X					
OIMW59-20090706	OIMW59		05 A-F	7.6.09	1512	Water	6	X	X	X	X					
OIMW19-20090706	OIMW19		06 A-F	7.6.09	1600	Water	6	X	X	X	X					
						Water										
						Water										
						Water										
						Water										
						Water										
						Water										
						Water										
						Water										
						Water										
						Water										

Friedman & Bruya, Inc.
3012 16th Avenue West
Seattle, WA 98119-2029
Ph. (206) 285-8282
Fax (206) 283-5044

SIGNATURE	PRINT NAME	COMPANY	DATE	TIME
Relinquished by:	Jessica Braun	SES	7.6.09	1621
Received by:	Sheri Davis	SES	7.6.09	1621
Relinquished by:	Sheri Davis	SES	7.6.09	1700
Received by:	Eric Hammer	F&B	7/6/09	1700

Samples received at 11 °C

FORMS\COC\SESGEMSR1.DOC (Revision 1)

(2)

907051

SAMPLE CHAIN OF CUSTODY

ME 7/6/09 V4/A05

Page # 1 of 1

Send Report To Tim Brown, cc: Erin Rothman

Company Sound Environmental Strategies

Address 2400 Airport Way S,

City, State, ZIP Seattle, WA 98134

Phone # 206.306.1900 Fax # 206.306.1907

SAMPLERS (signature)

PROJECT NAME/NO.: Seattle Terminal

PO #: 01-600

REMARKS

EIM ⊗ Y / N

TURNAROUND TIME
⊗ Standard (2 Weeks)
□ RUSH
Rush charges authorized by:

SAMPLE DISPOSAL
⊗ Dispose after 30 days
□ Return samples
□ Will call with instructions

Sample ID	Sample Location	Sample Depth	Lab ID	Date Sampled	Time Sampled	Matrix	# of jars	NWTPH-Dx	NWTPH-Gx	BTEX by 8021B	CVOC's by 8260B	PCP by 8270	Nitrate by EPA 300.0	Sulfate by EPA 300.0	Methan, Ethene, Ethane by RSK 175	Notes
01MW58-20090706	01MW58	39'	07AF	07/06/09	1410	Water	6	✓	✓	✓	✓					
01MW46-20090706	01MW46	26'	08AF	07/06/09	1525	Water	6	✓	✓	✓	✓					
						Water										
						Water										
						Water										
						Water										
						Water										
						Water										
						Water										
						Water										
						Water										
						Water										
						Water										

ANALYSES REQUESTED

SIGNATURE	PRINT NAME	COMPANY	DATE	TIME
Relinquished by:	MAU THOMPSON	SES	07/06/09	1600
Received by:	Sheri Davis	SES	7/6/09	1600
Relinquished by:	Sheri	SES	7/6/09	1700
Received by:	Eric Hamer	FaB	7/6/09	1700

Friedman & Bruya, Inc.
3012 16th Avenue West
Seattle, WA 98119-2029
Ph. (206) 285-8282
Fax (206) 283-5044

Samples received at 11 °C

(3)

907051

SAMPLE CHAIN OF CUSTODY ME 7/6/09 V4/A05

Page # 1 of 1

Send Report To Tim Brown, cc: Erin Rothman

Company Sound Environmental Strategies

Address 2400 Airport Way S,

City, State, ZIP Seattle, WA 98134

Phone # 206.306.1900 Fax # 206.306.1907

SAMPLERS (signature) L. Namba

PROJECT NAME/NO. Seattle Terminal 0440-004-18 01-600

PO # 01-600

REMARKS

EIM ⊗ Y / N

TURNAROUND TIME
⊗ Standard (2 Weeks)
☐ RUSH
Rush charges authorized by:

SAMPLE DISPOSAL
⊗ Dispose after 30 days
☐ Return samples
☐ Will call with instructions

Sample ID	Sample Location	Sample Depth	Lab ID	Date Sampled	Time Sampled	Matrix	# of jars	NWTPH-Dx	NWTPH-Gx	BTEX by 8021B	CVOC's by 8260B	PCP by 8270	Nitrate by EPA 300.0	Sulfate by EPA 300.0	Methan, Ethene, Ethane by RSK 175	Notes
								ANALYSES REQUESTED								
01MW42-20090706	01MW42	17	09 A-F	07/06/09	1438	Water	6	✓	✓	✓		✓				
01MW37-20090706	01MW37	16.5	10 A-F	07/06/09	1547	Water	6	✓	✓	✓		✓				
						Water										
						Water										
						Water										
						Water										
						Water										
						Water										
						Water										
						Water										
						Water										
						Water										
						Water										
						Water										

Friedman & Bruya, Inc.
3012 16th Avenue West
Seattle, WA 98119-2029
Ph. (206) 285-8282
Fax (206) 283-5044

	SIGNATURE	PRINT NAME	COMPANY	DATE	TIME
Relinquished by:		Sheri Davis	SES	7/6/09	1700
Received by:		Eric Hanson	RFB	7/6/09	1720
Relinquished by:					
Received by:					

FORMS\COC\SESGEMSR1.DOC (Revision 1)

Samples received at 11 °C

(4)

907051

SAMPLE CHAIN OF CUSTODY ME 7/6/09 V4/A05

Page # 1 of 1

Send Report To Tim Brown, cc: Erin Rothman

Company Sound Environmental Strategies

Address 2400 Airport Way S,

City, State, ZIP Seattle, WA 98134

Phone # 206.306.1900 Fax # 206.306.1907

SAMPLERS (signature)

PROJECT NAME/NO.: Seattle Terminal

PO #: 01-600

REMARKS

EIM Y / N: ⊗

TURNAROUND TIME
⊗ Standard (2 Weeks)
☐ RUSH
Rush charges authorized by:

SAMPLE DISPOSAL
⊗ Dispose after 30 days
☐ Return samples
☐ Will call with instructions

								ANALYSES REQUESTED								
Sample ID	Sample Location	Sample Depth	Lab ID	Date Sampled	Time Sampled	Matrix	# of jars	NWTPH-Dx	NWTPH-Gx	BTEX by 8021B	CVOC's by 8260B	PCP by 8270	Nitrate by EPA 300.0	Sulfate by EPA 300.0	Methan, Ethene, Ethane by RSK 175	Notes
02mw14-20090706	02mw14		11 A-F	07.06.09	1432	Water	6	X	X	X	X					
02mw13-20090906	02mw13		12 A-F	07.06.09	1515	Water	6	X	X	X	X					
						Water										
						Water										
						Water										
						Water										
						Water										
						Water										
						Water										
						Water										
						Water										
						Water										
						Water										
						Water										

Friedman & Bruya, Inc.
3012 16th Avenue West
Seattle, WA 98119-2029
Ph. (206) 285-8282
Fax (206) 283-5044

	SIGNATURE	PRINT NAME	COMPANY	DATE	TIME
Relinquished by:		Audrey Hackett	SES	7.6.09	1530
Received by:		Sheri Davis	SES	7/6/09	1530
Relinquished by:		Sheri Davis	SES	7/6/09	1700
Received by:		Eric Hvam	FEB	7/6/09	1700

Samples received at 11 °C

FRIEDMAN & BRUYA, INC.

ENVIRONMENTAL CHEMISTS

James E. Bruya, Ph.D.
Charlene Morrow, M.S.
Yelena Aravkina, M.S.
Bradley T. Benson, B.S.
Kurt Johnson, B.S.

3012 16th Avenue West
Seattle, WA 98119-2029
TEL: (206) 285-8282
FAX: (206) 283-5044
e-mail: fbi@isomedia.com

July 22, 2009

Tim Brown, Project Manager
Sound Environmental Strategies Corporation
2400 Airport Way S., Suite 200
Seattle, WA 98134-2020

Dear Mr. Brown:

Included are the results from the testing of material submitted on July 7, 2009 from the TOC_01-600_20090707 WORFDB2, F&BI 907062 project. There are 32 pages included in this report. Any samples that may remain are currently scheduled for disposal in 30 days. If you would like us to return your samples or arrange for long term storage at our offices, please contact us as soon as possible.

We appreciate this opportunity to be of service to you and hope you will call if you should have any questions.

Sincerely,

FRIEDMAN & BRUYA, INC.



Michael Erdahl
Project Manager

Enclosures
c: Mark Chandler, Ryan Bixby, Erin Rothman
SOU0722R.DOC

CASE NARRATIVE

This case narrative encompasses samples received on July 7, 2009 by Friedman & Bruya, Inc. from the Sound Environmental Strategies TOC_01-600_20090707 WORFDB2, F&BI 907062 project. Samples were logged in under the laboratory ID's listed below.

Laboratory ID	Sound Environmental Strategies
907062-01	01MW53-20090707
907062-02	01MW04-20090707
907062-03	01MW02-20090707
907062-04	01MW11-20090707
907062-05	01MW55-20090707
907062-06	MW02-20090707
907062-07	MW98-20090707
907062-08	MW04-20090707
907062-09	01MW57-20090707
907062-10	MW05-20090707
907062-11	01MW30-20090707
907062-12	01MW34-20090707
907062-13	01MW17-20090707
907062-14	01MW40-20090707
907062-15	01MW07-20090707
907062-16	01MW45-20090707
907062-17	02MW07-20090707
907062-18	02MW06-20090707
907062-19	02MW08-20090707
907062-20	02MW05-20090707
907062-21	02MW02-20090707

Methlyene chloride was detected in several samples. The data was flagged as due to laboratory contamination. All other quality control requirements were acceptable.

Date of Report: 07/22/09
Date Received: 07/07/09
Project: TOC_01-600_20090707 WORFDB2, F&BI 907062
Date Extracted: 07/08/09 and 07/09/09
Date Analyzed: 07/09/09 and 07/10/09

RESULTS FROM THE ANALYSIS OF THE WATER SAMPLES FOR BENZENE, TOLUENE, ETHYLBENZENE, XYLENES AND TPH AS GASOLINE USING EPA METHOD 8021B AND NWTPH-Gx

Results Reported as ug/L (ppb)

Sample ID Laboratory ID	Benzene	Toluene	Ethyl Benzene	Total Xylenes	Gasoline Range	Surrogate (% Recovery) (Limit 52-124)
01MW53-20090707 907062-01	<1	<1	<1	<3	<100	84
01MW04-20090707 d 907062-02 1/10	520	7	35	84	2,100	90
01MW02-20090707 d 907062-03 1/100	6,300	59	300	220	21,000	83
01MW11-20090707 907062-04	<1	<1	<1	<3	<100	85
01MW55-20090707 907062-05	43	14	2	5	7,900	84
MW02-20090707 907062-06	<1	<1	<1	<3	<100	72
MW98-20090707 907062-07	<1	<1	<1	<3	<100	83
MW04-20090707 907062-08	<1	<1	<1	<3	<100	83
01MW57-20090707 907062-09	<1	<1	<1	<3	<100	83
MW05-20090707 907062-10	<1	<1	<1	<3	<100	83
01MW30-20090707 907062-11	<1	<1	<1	<3	<100	85

Date of Report: 07/22/09
Date Received: 07/07/09
Project: TOC_01-600_20090707 WORFDB2, F&BI 907062
Date Extracted: 07/08/09 and 07/09/09
Date Analyzed: 07/09/09 and 07/10/09

RESULTS FROM THE ANALYSIS OF THE WATER SAMPLES FOR BENZENE, TOLUENE, ETHYLBENZENE, XYLENES AND TPH AS GASOLINE USING EPA METHOD 8021B AND NWTPH-Gx

Results Reported as ug/L (ppb)

Sample ID Laboratory ID	Benzene	Toluene	Ethyl Benzene	Total Xylenes	Gasoline Range	Surrogate (% Recovery) (Limit 52-124)
01MW34-20090707 907062-12	<1	<1	<1	<3	<100	74
01MW17-20090707 907062-13	<1	<1	<1	<3	<100	76
01MW40-20090707 907062-14	<1	<1	<1	<3	<100	88
01MW07-20090707 907062-15	<1	<1	<1	<3	<100	74
01MW45-20090707 907062-16	3	<1	<1	<3	200	85
02MW07-20090707 907062-17	<1	<1	<1	<3	<100	87
02MW06-20090707 907062-18	<1	<1	<1	<3	<100	84
02MW08-20090707 907062-19	<1	<1	<1	<3	<100	82
02MW05-20090707 907062-20	<1	<1	<1	<3	140	84
02MW02-20090707 907062-21	<1	<1	<1	<3	<100	74
Method Blank	<1	<1	<1	<3	<100	84
Method Blank	<1	<1	<1	<3	<100	77
Method Blank	<1	<1	<1	<3	<100	75

Date of Report: 07/22/09
Date Received: 07/07/09
Project: TOC_01-600_20090707 WORFDB2, F&BI 907062
Date Extracted: 07/08/09
Date Analyzed: 07/08/09 and 07/09/09

RESULTS FROM THE ANALYSIS OF THE WATER SAMPLES FOR TOTAL PETROLEUM HYDROCARBONS AS DIESEL AND MOTOR OIL USING METHOD NWTPH-Dx

Results Reported as ug/L (ppb)

Sample ID Laboratory ID	Diesel Range (C_{10}-C_{25})	Motor Oil Range (C_{25}-C_{36})	Surrogate (% Recovery) (Limit 51-137)
01MW53-20090707 907062-01	630	<250	92
01MW04-20090707 907062-02	500 x	<250	85
01MW02-20090707 907062-03	3,100 x	270 y	93
01MW11-20090707 907062-04	800 x	310 y	85
01MW55-20090707 907062-05	810 x	330 y	96
MW02-20090707 907062-06	<50	<250	93
MW98-20090707 907062-07	120 x	<250	89
MW04-20090707 907062-08	87 x	<250	87
01MW57-20090707 907062-09	<50	<250	92
MW05-20090707 907062-10	<50	<250	92
01MW30-20090707 907062-11	460 x	<250	96

Date of Report: 07/22/09
Date Received: 07/07/09
Project: TOC_01-600_20090707 WORFDB2, F&BI 907062
Date Extracted: 07/08/09
Date Analyzed: 07/08/09 and 07/09/09

RESULTS FROM THE ANALYSIS OF THE WATER SAMPLES FOR TOTAL PETROLEUM HYDROCARBONS AS DIESEL AND MOTOR OIL USING METHOD NWTPH-Dx

Results Reported as ug/L (ppb)

Sample ID Laboratory ID	Diesel Range (C_{10}-C_{25})	Motor Oil Range (C_{25}-C_{36})	Surrogate (% Recovery) (Limit 51-137)
01MW34-20090707 dv 907062-12	340 x	<500 j	94
01MW17-20090707 907062-13	200 x	<250	94
01MW40-20090707 907062-14	750 x	320 y	99
01MW07-20090707 907062-15	930 x	<250	102
01MW45-20090707 907062-16	550 x	<250	86
02MW07-20090707 907062-17	140 x	<250	90
02MW06-20090707 907062-18	180 x	<250	101
02MW08-20090707 907062-19	59 x	<250	94
02MW05-20090707 907062-20	240 x	<250	90

Date of Report: 07/22/09
Date Received: 07/07/09
Project: TOC_01-600_20090707 WORFDB2, F&BI 907062
Date Extracted: 07/08/09
Date Analyzed: 07/08/09 and 07/09/09

RESULTS FROM THE ANALYSIS OF THE WATER SAMPLES FOR TOTAL PETROLEUM HYDROCARBONS AS DIESEL AND MOTOR OIL USING METHOD NWTPH-Dx

Results Reported as ug/L (ppb)

Sample ID Laboratory ID	Diesel Range (C_{10}-C_{25})	Motor Oil Range (C_{25}-C_{36})	Surrogate (% Recovery) (Limit 51-137)
02MW02-20090707 907062-21	340 x	310 y	91
Method Blank	<50	<250	85
Method Blank	<50	<250	86

Analysis For Volatile Compounds By EPA Method 8260C

Client Sample ID:	01MW53-20090707	Client:	Sound Environmental Strategies
Date Received:	07/07/09	Project:	TOC_01-600_20090707 WORFDB2
Date Extracted:	07/08/09	Lab ID:	907062-01
Date Analyzed:	07/08/09	Data File:	070819.D
Matrix:	Water	Instrument:	GCMS4
Units:	ug/L (ppb)	Operator:	MB

Surrogates:	% Recovery:	Lower Limit:	Upper Limit:
1,2-Dichloroethane-d4	101	63	127
Toluene-d8	95	60	129
4-Bromofluorobenzene	93	51	145

Compounds:	Concentration ug/L (ppb)
Vinyl chloride	<0.2
Chloroethane	<1
1,1-Dichloroethene	<1
Methylene chloride	<5
trans-1,2-Dichloroethene	<1
1,1-Dichloroethane	<1
cis-1,2-Dichloroethene	<1
1,2-Dichloroethane (EDC)	<1
1,1,1-Trichloroethane	<1
Trichloroethene	<1
Tetrachloroethene	<1

Analysis For Volatile Compounds By EPA Method 8260C

Client Sample ID:	01MW55-20090707	Client:	Sound Environmental Strategies
Date Received:	07/07/09	Project:	TOC_01-600_20090707 WORFDB2
Date Extracted:	07/08/09	Lab ID:	907062-05
Date Analyzed:	07/08/09	Data File:	070821.D
Matrix:	Water	Instrument:	GCMS4
Units:	ug/L (ppb)	Operator:	MB

Surrogates:	% Recovery:	Lower Limit:	Upper Limit:
1,2-Dichloroethane-d4	98	63	127
Toluene-d8	92	60	129
4-Bromofluorobenzene	90	51	145

Compounds:	Concentration ug/L (ppb)
Vinyl chloride	210 ve
Chloroethane	<1
1,1-Dichloroethene	15
Methylene chloride	<5
trans-1,2-Dichloroethene	11
1,1-Dichloroethane	<1
cis-1,2-Dichloroethene	1,600 ve
1,2-Dichloroethane (EDC)	1.1
1,1,1-Trichloroethane	<1
Trichloroethene	11,000 ve
Tetrachloroethene	2.2

Analysis For Volatile Compounds By EPA Method 8260C

Client Sample ID:	01MW55-20090707	Client:	Sound Environmental Strategies
Date Received:	07/07/09	Project:	TOC_01-600_20090707 WORFDB2
Date Extracted:	07/09/09	Lab ID:	907062-05 1/1000
Date Analyzed:	07/10/09	Data File:	070916.D
Matrix:	Water	Instrument:	GCMS4
Units:	ug/L (ppb)	Operator:	MB

Surrogates:	% Recovery:	Lower Limit:	Upper Limit:
1,2-Dichloroethane-d4	98	63	127
Toluene-d8	98	60	129
4-Bromofluorobenzene	92	51	145

Compounds:	Concentration ug/L (ppb)
Vinyl chloride	180 j
Chloroethane	<1,000
1,1-Dichloroethene	<1,000
Methylene chloride	6,400 lc
trans-1,2-Dichloroethene	<1,000
1,1-Dichloroethane	<1,000
cis-1,2-Dichloroethene	1,300
1,2-Dichloroethane (EDC)	<1,000
1,1,1-Trichloroethane	<1,000
Trichloroethene	18,000
Tetrachloroethene	<1,000

Analysis For Volatile Compounds By EPA Method 8260C

Client Sample ID:	MW02-20090707	Client:	Sound Environmental Strategies
Date Received:	07/07/09	Project:	TOC_01-600_20090707 WORFDB2
Date Extracted:	07/09/09	Lab ID:	907062-06
Date Analyzed:	07/10/09	Data File:	070914.D
Matrix:	Water	Instrument:	GCMS4
Units:	ug/L (ppb)	Operator:	MB

Surrogates:	% Recovery:	Lower Limit:	Upper Limit:
1,2-Dichloroethane-d4	103	63	127
Toluene-d8	98	60	129
4-Bromofluorobenzene	92	51	145

Compounds:	Concentration ug/L (ppb)
Vinyl chloride	<0.2
Chloroethane	<1
1,1-Dichloroethene	<1
Methylene chloride	<5
trans-1,2-Dichloroethene	<1
1,1-Dichloroethane	<1
cis-1,2-Dichloroethene	<1
1,2-Dichloroethane (EDC)	<1
1,1,1-Trichloroethane	<1
Trichloroethene	<1
Tetrachloroethene	<1

Analysis For Volatile Compounds By EPA Method 8260C

Client Sample ID:	MW98-20090707	Client:	Sound Environmental Strategies
Date Received:	07/07/09	Project:	TOC_01-600_20090707 WORFDB2
Date Extracted:	07/09/09	Lab ID:	907062-07
Date Analyzed:	07/09/09	Data File:	070913.D
Matrix:	Water	Instrument:	GCMS4
Units:	ug/L (ppb)	Operator:	MB

Surrogates:	% Recovery:	Lower Limit:	Upper Limit:
1,2-Dichloroethane-d4	96	63	127
Toluene-d8	99	60	129
4-Bromofluorobenzene	95	51	145

Compounds:	Concentration ug/L (ppb)
Vinyl chloride	0.72
Chloroethane	<1
1,1-Dichloroethene	<1
Methylene chloride	<5
trans-1,2-Dichloroethene	<1
1,1-Dichloroethane	<1
cis-1,2-Dichloroethene	1.2
1,2-Dichloroethane (EDC)	<1
1,1,1-Trichloroethane	<1
Trichloroethene	14
Tetrachloroethene	<1

Analysis For Volatile Compounds By EPA Method 8260C

Client Sample ID:	MW04-20090707	Client:	Sound Environmental Strategies
Date Received:	07/07/09	Project:	TOC_01-600_20090707 WORFDB2
Date Extracted:	07/09/09	Lab ID:	907062-08
Date Analyzed:	07/09/09	Data File:	070912.D
Matrix:	Water	Instrument:	GCMS4
Units:	ug/L (ppb)	Operator:	MB

Surrogates:	% Recovery:	Lower Limit:	Upper Limit:
1,2-Dichloroethane-d4	103	63	127
Toluene-d8	98	60	129
4-Bromofluorobenzene	89	51	145

Compounds:	Concentration ug/L (ppb)
Vinyl chloride	0.60
Chloroethane	<1
1,1-Dichloroethene	<1
Methylene chloride	<5
trans-1,2-Dichloroethene	<1
1,1-Dichloroethane	<1
cis-1,2-Dichloroethene	1.3
1,2-Dichloroethane (EDC)	<1
1,1,1-Trichloroethane	<1
Trichloroethene	13
Tetrachloroethene	<1

Analysis For Volatile Compounds By EPA Method 8260C

Client Sample ID:	01MW57-20090707	Client:	Sound Environmental Strategies
Date Received:	07/07/09	Project:	TOC_01-600_20090707 WORFDB2
Date Extracted:	07/09/09	Lab ID:	907062-09
Date Analyzed:	07/09/09	Data File:	070911.D
Matrix:	Water	Instrument:	GCMS4
Units:	ug/L (ppb)	Operator:	MB

Surrogates:	% Recovery:	Lower Limit:	Upper Limit:
1,2-Dichloroethane-d4	103	63	127
Toluene-d8	96	60	129
4-Bromofluorobenzene	95	51	145

Compounds:	Concentration ug/L (ppb)
Vinyl chloride	<0.2
Chloroethane	<1
1,1-Dichloroethene	<1
Methylene chloride	<5
trans-1,2-Dichloroethene	<1
1,1-Dichloroethane	<1
cis-1,2-Dichloroethene	<1
1,2-Dichloroethane (EDC)	<1
1,1,1-Trichloroethane	<1
Trichloroethene	1.1
Tetrachloroethene	<1

Analysis For Volatile Compounds By EPA Method 8260C

Client Sample ID:	MW05-20090707	Client:	Sound Environmental Strategies
Date Received:	07/07/09	Project:	TOC_01-600_20090707 WORFDB2
Date Extracted:	07/08/09	Lab ID:	907062-10
Date Analyzed:	07/09/09	Data File:	070826.D
Matrix:	Water	Instrument:	GCMS4
Units:	ug/L (ppb)	Operator:	MB

Surrogates:	% Recovery:	Lower Limit:	Upper Limit:
1,2-Dichloroethane-d4	99	63	127
Toluene-d8	94	60	129
4-Bromofluorobenzene	90	51	145

Compounds:	Concentration ug/L (ppb)
Vinyl chloride	0.94
Chloroethane	<1
1,1-Dichloroethene	<1
Methylene chloride	<5
trans-1,2-Dichloroethene	<1
1,1-Dichloroethane	<1
cis-1,2-Dichloroethene	2.5
1,2-Dichloroethane (EDC)	<1
1,1,1-Trichloroethane	<1
Trichloroethene	61
Tetrachloroethene	<1

Analysis For Volatile Compounds By EPA Method 8260C

Client Sample ID:	01MW30-20090707	Client:	Sound Environmental Strategies
Date Received:	07/07/09	Project:	TOC_01-600_20090707 WORFDB2
Date Extracted:	07/09/09	Lab ID:	907062-11
Date Analyzed:	07/09/09	Data File:	070910.D
Matrix:	Water	Instrument:	GCMS4
Units:	ug/L (ppb)	Operator:	MB

Surrogates:	% Recovery:	Lower Limit:	Upper Limit:
1,2-Dichloroethane-d4	98	63	127
Toluene-d8	96	60	129
4-Bromofluorobenzene	93	51	145

Compounds:	Concentration ug/L (ppb)
Vinyl chloride	<0.2
Chloroethane	<1
1,1-Dichloroethene	<1
Methylene chloride	<5
trans-1,2-Dichloroethene	<1
1,1-Dichloroethane	<1
cis-1,2-Dichloroethene	<1
1,2-Dichloroethane (EDC)	<1
1,1,1-Trichloroethane	<1
Trichloroethene	<1
Tetrachloroethene	<1

Analysis For Volatile Compounds By EPA Method 8260C

Client Sample ID:	01MW07-20090707	Client:	Sound Environmental Strategies
Date Received:	07/07/09	Project:	TOC_01-600_20090707 WORFDB2
Date Extracted:	07/09/09	Lab ID:	907062-15
Date Analyzed:	07/09/09	Data File:	070909.D
Matrix:	Water	Instrument:	GCMS4
Units:	ug/L (ppb)	Operator:	MB

Surrogates:	% Recovery:	Lower Limit:	Upper Limit:
1,2-Dichloroethane-d4	98	63	127
Toluene-d8	95	60	129
4-Bromofluorobenzene	95	51	145

Compounds:	Concentration ug/L (ppb)
Vinyl chloride	0.71
Chloroethane	<1
1,1-Dichloroethene	<1
Methylene chloride	<5
trans-1,2-Dichloroethene	<1
1,1-Dichloroethane	<1
cis-1,2-Dichloroethene	<1
1,2-Dichloroethane (EDC)	<1
1,1,1-Trichloroethane	<1
Trichloroethene	1.4
Tetrachloroethene	<1

Analysis For Volatile Compounds By EPA Method 8260C

Client Sample ID:	01MW45-20090707	Client:	Sound Environmental Strategies
Date Received:	07/07/09	Project:	TOC_01-600_20090707 WORFDB2
Date Extracted:	07/08/09	Lab ID:	907062-16
Date Analyzed:	07/09/09	Data File:	070829.D
Matrix:	Water	Instrument:	GCMS4
Units:	ug/L (ppb)	Operator:	MB

Surrogates:	% Recovery:	Lower Limit:	Upper Limit:
1,2-Dichloroethane-d4	102	63	127
Toluene-d8	96	60	129
4-Bromofluorobenzene	93	51	145

Compounds:	Concentration ug/L (ppb)
Vinyl chloride	2.4
Chloroethane	<1
1,1-Dichloroethene	<1
Methylene chloride	<5
trans-1,2-Dichloroethene	<1
1,1-Dichloroethane	<1
cis-1,2-Dichloroethene	63
1,2-Dichloroethane (EDC)	<1
1,1,1-Trichloroethane	<1
Trichloroethene	390 ve
Tetrachloroethene	<1

Analysis For Volatile Compounds By EPA Method 8260C

Client Sample ID:	01MW45-20090707	Client:	Sound Environmental Strategies
Date Received:	07/07/09	Project:	TOC_01-600_20090707 WORFDB2
Date Extracted:	07/08/09	Lab ID:	907062-16 1/10
Date Analyzed:	07/09/09	Data File:	070849.D
Matrix:	Water	Instrument:	GCMS4
Units:	ug/L (ppb)	Operator:	MB

Surrogates:	% Recovery:	Lower Limit:	Upper Limit:
1,2-Dichloroethane-d4	102	63	127
Toluene-d8	98	60	129
4-Bromofluorobenzene	92	51	145

Compounds:	Concentration ug/L (ppb)
Vinyl chloride	2.3
Chloroethane	<10
1,1-Dichloroethene	<10
Methylene chloride	60 lc
trans-1,2-Dichloroethene	<10
1,1-Dichloroethane	<10
cis-1,2-Dichloroethene	62
1,2-Dichloroethane (EDC)	<10
1,1,1-Trichloroethane	<10
Trichloroethene	400
Tetrachloroethene	<10

Analysis For Volatile Compounds By EPA Method 8260C

Client Sample ID:	Method Blank	Client:	Sound Environmental Strategies
Date Received:	NA	Project:	TOC_01-600_20090707 WORFDB2
Date Extracted:	07/08/09	Lab ID:	090956 mb
Date Analyzed:	07/08/09	Data File:	070818.D
Matrix:	Water	Instrument:	GCMS4
Units:	ug/L (ppb)	Operator:	MB

Surrogates:	% Recovery:	Lower Limit:	Upper Limit:
1,2-Dichloroethane-d4	105	63	127
Toluene-d8	94	60	129
4-Bromofluorobenzene	89	51	145

Compounds:	Concentration ug/L (ppb)
Vinyl chloride	<0.2
Chloroethane	<1
1,1-Dichloroethene	<1
Methylene chloride	8.1 lc
trans-1,2-Dichloroethene	<1
1,1-Dichloroethane	<1
cis-1,2-Dichloroethene	<1
1,2-Dichloroethane (EDC)	<1
1,1,1-Trichloroethane	<1
Trichloroethene	<1
Tetrachloroethene	<1

Analysis For Volatile Compounds By EPA Method 8260C

Client Sample ID:	Method Blank	Client:	Sound Environmental Strategies
Date Received:	NA	Project:	TOC_01-600_20090707 WORFDB2
Date Extracted:	07/09/09	Lab ID:	090958 mb
Date Analyzed:	07/09/09	Data File:	070908.D
Matrix:	Water	Instrument:	GCMS4
Units:	ug/L (ppb)	Operator:	MB

Surrogates:	% Recovery:	Lower Limit:	Upper Limit:
1,2-Dichloroethane-d4	101	63	127
Toluene-d8	95	60	129
4-Bromofluorobenzene	93	51	145

Compounds:	Concentration ug/L (ppb)
Vinyl chloride	<0.2
Chloroethane	<1
1,1-Dichloroethene	<1
Methylene chloride	<5
trans-1,2-Dichloroethene	<1
1,1-Dichloroethane	<1
cis-1,2-Dichloroethene	<1
1,2-Dichloroethane (EDC)	<1
1,1,1-Trichloroethane	<1
Trichloroethene	<1
Tetrachloroethene	<1

Analysis For Semivolatile Compounds By EPA Method 8270D SIM

Client Sample ID:	01MW04-20090707	Client:	Sound Environmental Strategies
Date Received:	07/07/09	Project:	TOC_01-600_20090707 WORFDB2
Date Extracted:	07/09/09	Lab ID:	907062-02
Date Analyzed:	07/10/09	Data File:	071020.D
Matrix:	Water	Instrument:	GCMS3
Units:	ug/L (ppb)	Operator:	YA

Surrogates:	% Recovery:	Lower Limit:	Upper Limit:
2,4,6-Tribromophenol	84	10	154

Compounds:	Concentration ug/L (ppb)
Pentachlorophenol	<0.5

Analysis For Semivolatile Compounds By EPA Method 8270D SIM

Client Sample ID:	01MW17-20090707	Client:	Sound Environmental Strategies
Date Received:	07/07/09	Project:	TOC_01-600_20090707 WORFDB2
Date Extracted:	07/09/09	Lab ID:	907062-13
Date Analyzed:	07/10/09	Data File:	071022.D
Matrix:	Water	Instrument:	GCMS3
Units:	ug/L (ppb)	Operator:	YA

Surrogates:	% Recovery:	Lower Limit:	Upper Limit:
2,4,6-Tribromophenol	88	10	154

Compounds:	Concentration ug/L (ppb)
Pentachlorophenol	<0.5

Analysis For Semivolatile Compounds By EPA Method 8270D SIM

Client Sample ID:	01MW40-20090707	Client:	Sound Environmental Strategies
Date Received:	07/07/09	Project:	TOC_01-600_20090707 WORFDB2
Date Extracted:	07/09/09	Lab ID:	907062-14
Date Analyzed:	07/10/09	Data File:	071023.D
Matrix:	Water	Instrument:	GCMS3
Units:	ug/L (ppb)	Operator:	YA

Surrogates:	% Recovery:	Lower Limit:	Upper Limit:
2,4,6-Tribromophenol	78	10	154

Compounds:	Concentration ug/L (ppb)
Pentachlorophenol	<0.5

Analysis For Semivolatile Compounds By EPA Method 8270D SIM

Client Sample ID:	Method Blank	Client:	Sound Environmental Strategies
Date Received:	NA	Project:	TOC_01-600_20090707 WORFDB2
Date Extracted:	07/09/09	Lab ID:	09974mb
Date Analyzed:	07/10/09	Data File:	071017.D
Matrix:	Water	Instrument:	GCMS3
Units:	ug/L (ppb)	Operator:	YA

Surrogates:	% Recovery:	Lower Limit:	Upper Limit:
2,4,6-Tribromophenol	73	10	154

Compounds:	Concentration ug/L (ppb)
Pentachlorophenol	<0.5

Date of Report: 07/22/09
Date Received: 07/07/09
Project: TOC_01-600_20090707 WORFDB2, F&BI 907062

QUALITY ASSURANCE RESULTS FOR THE ANALYSIS OF WATER SAMPLES FOR BENZENE, TOLUENE, ETHYLBENZENE, XYLENES, AND TPH AS GASOLINE USING EPA METHOD 8021B AND NWTPH-Gx

Laboratory Code: 907060-02 (Duplicate)

Analyte	Reporting Units	Sample Result	Duplicate Result	Relative Percent Difference (Limit 20)
Benzene	ug/L (ppb)	<1	<1	nm
Toluene	ug/L (ppb)	<1	<1	nm
Ethylbenzene	ug/L (ppb)	8	9	12
Xylenes	ug/L (ppb)	<3	<3	nm
Gasoline	ug/L (ppb)	<100	<100	nm

Laboratory Code: Laboratory Control Sample

Analyte	Reporting Units	Spike Level	Percent Recovery LCS	Acceptance Criteria
Benzene	ug/L (ppb)	50	99	65-118
Toluene	ug/L (ppb)	50	96	72-122
Ethylbenzene	ug/L (ppb)	50	96	73-126
Xylenes	ug/L (ppb)	150	98	74-118
Gasoline	ug/L (ppb)	1,000	97	69-134

Date of Report: 07/22/09
Date Received: 07/07/09
Project: TOC_01-600_20090707 WORFDB2, F&BI 907062

QUALITY ASSURANCE RESULTS FOR THE ANALYSIS OF WATER SAMPLES FOR BENZENE, TOLUENE, ETHYLBENZENE, XYLENES, AND TPH AS GASOLINE USING EPA METHOD 8021B AND NWTPH-Gx

Laboratory Code: 907062-13 (Duplicate)

Analyte	Reporting Units	Sample Result	Duplicate Result	Relative Percent Difference (Limit 20)
Benzene	ug/L (ppb)	<1	<1	nm
Toluene	ug/L (ppb)	<1	<1	nm
Ethylbenzene	ug/L (ppb)	<1	<1	nm
Xylenes	ug/L (ppb)	<3	<3	nm
Gasoline	ug/L (ppb)	<100	<100	nm

Laboratory Code: Laboratory Control Sample

Analyte	Reporting Units	Spike Level	Percent Recovery LCS	Acceptance Criteria
Benzene	ug/L (ppb)	50	100	65-118
Toluene	ug/L (ppb)	50	98	72-122
Ethylbenzene	ug/L (ppb)	50	99	73-126
Xylenes	ug/L (ppb)	150	99	74-118
Gasoline	ug/L (ppb)	1,000	95	69-134

Date of Report: 07/22/09
Date Received: 07/07/09
Project: TOC_01-600_20090707 WORFDB2, F&BI 907062

QUALITY ASSURANCE RESULTS FOR THE ANALYSIS OF WATER SAMPLES FOR TOTAL PETROLEUM HYDROCARBONS AS DIESEL EXTENDED USING METHOD NWTPH-Dx

Laboratory Code: Laboratory Control Sample

Analyte	Reporting Units	Spike Level	Percent Recovery LCS	Percent Recovery LCSD	Acceptance Criteria	RPD (Limit 20)
Diesel Extended	ug/L (ppb)	2,500	105	114	71-131	8

Date of Report: 07/22/09
Date Received: 07/07/09
Project: TOC_01-600_20090707 WORFDB2, F&BI 907062

QUALITY ASSURANCE RESULTS FOR THE ANALYSIS OF WATER SAMPLES FOR TOTAL PETROLEUM HYDROCARBONS AS DIESEL EXTENDED USING METHOD NWTPH-Dx

Laboratory Code: Laboratory Control Sample

Analyte	Reporting Units	Spike Level	Percent Recovery LCS	Percent Recovery LCSD	Acceptance Criteria	RPD (Limit 20)
Diesel Extended	ug/L (ppb)	2,500	103	98	71-131	5

Date of Report: 07/22/09
Date Received: 07/07/09
Project: TOC_01-600_20090707 WORFDB2, F&BI 907062

QUALITY ASSURANCE RESULTS FOR THE ANALYSIS OF WATER SAMPLES FOR VOLATILES BY EPA METHOD 8260C

Laboratory Code: 907062-01 (Duplicate)

Analyte	Reporting Units	Sample Result	Duplicate Result	Relative Percent Difference (Limit 20)
Vinyl chloride	ug/L (ppb)	<0.2	<0.2	nm
Chloroethane	ug/L (ppb)	<1	<1	nm
1,1-Dichloroethene	ug/L (ppb)	<1	<1	nm
Methylene chloride	ug/L (ppb)	<5	<5	nm
trans-1,2-Dichloroethene	ug/L (ppb)	<1	<1	nm
1,1-Dichloroethane	ug/L (ppb)	<1	<1	nm
cis-1,2-Dichloroethene	ug/L (ppb)	<1	<1	nm
1,2-Dichloroethane (EDC)	ug/L (ppb)	<1	<1	nm
1,1,1-Trichloroethane	ug/L (ppb)	<1	<1	nm
Trichloroethene	ug/L (ppb)	<1	<1	nm
Tetrachloroethene	ug/L (ppb)	<1	<1	nm

Laboratory Code: Laboratory Control Sample

Analyte	Reporting Units	Spike Level	Percent Recovery LCS	Percent Recovery LCSD	Acceptance Criteria	RPD (Limit 20)
Vinyl chloride	ug/L (ppb)	50	115	123	64-134	7
Chloroethane	ug/L (ppb)	50	113	120	58-146	6
1,1-Dichloroethene	ug/L (ppb)	50	97	104	70-132	7
Methylene chloride	ug/L (ppb)	50	85	81	70-124	5
trans-1,2-Dichloroethene	ug/L (ppb)	50	95	101	81-122	6
1,1-Dichloroethane	ug/L (ppb)	50	93	100	85-118	7
cis-1,2-Dichloroethene	ug/L (ppb)	50	98	105	82-122	7
1,2-Dichloroethane (EDC)	ug/L (ppb)	50	115	123	82-127	7
1,1,1-Trichloroethane	ug/L (ppb)	50	106	114	85-130	7
Trichloroethene	ug/L (ppb)	50	99	105	84-119	6
Tetrachloroethene	ug/L (ppb)	50	84	93	83-119	10

Date of Report: 07/22/09
Date Received: 07/07/09
Project: TOC_01-600_20090707 WORFDB2, F&BI 907062

QUALITY ASSURANCE RESULTS FOR THE ANALYSIS OF WATER SAMPLES FOR VOLATILES BY EPA METHOD 8260C

Laboratory Code: 907076-09 1/100 (Duplicate)

Analyte	Reporting Units	Sample Result	Duplicate Result	Relative Percent Difference (Limit 20)
Vinyl chloride	ug/L (ppb)	<20	<20	nm
Chloroethane	ug/L (ppb)	<100	<100	nm
1,1-Dichloroethene	ug/L (ppb)	<100	<100	nm
Methylene chloride	ug/L (ppb)	<500	<500	nm
trans-1,2-Dichloroethene	ug/L (ppb)	<100	<100	nm
1,1-Dichloroethane	ug/L (ppb)	<100	<100	nm
cis-1,2-Dichloroethene	ug/L (ppb)	<100	<100	nm
1,2-Dichloroethane (EDC)	ug/L (ppb)	<100	<100	nm
1,1,1-Trichloroethane	ug/L (ppb)	<100	<100	nm
Trichloroethene	ug/L (ppb)	13,000	13,000	0
Tetrachloroethene	ug/L (ppb)	<100	<100	nm

Laboratory Code: Laboratory Control Sample

Analyte	Reporting Units	Spike Level	Percent Recovery LCS	Percent Recovery LCSD	Acceptance Criteria	RPD (Limit 20)
Vinyl chloride	ug/L (ppb)	50	113	121	64-134	7
Chloroethane	ug/L (ppb)	50	119	127	58-146	7
1,1-Dichloroethene	ug/L (ppb)	50	99	105	70-132	6
Methylene chloride	ug/L (ppb)	50	65 vo	71	70-124	9
trans-1,2-Dichloroethene	ug/L (ppb)	50	92	99	81-122	7
1,1-Dichloroethane	ug/L (ppb)	50	91	96	85-118	5
cis-1,2-Dichloroethene	ug/L (ppb)	50	93	99	82-122	6
1,2-Dichloroethane (EDC)	ug/L (ppb)	50	118	126	82-127	7
1,1,1-Trichloroethane	ug/L (ppb)	50	106	114	85-130	7
Trichloroethene	ug/L (ppb)	50	97	103	84-119	6
Tetrachloroethene	ug/L (ppb)	50	84	85	83-119	1

Date of Report: 07/22/09
Date Received: 07/07/09
Project: TOC_01-600_20090707 WORFDB2, F&BI 907062

QUALITY ASSURANCE RESULTS FOR THE ANALYSIS OF WATER SAMPLES FOR PNA'S BY EPA METHOD 8270D SIM

Laboratory Code: Laboratory Control Sample

Analyte	Reporting Units	Spike Level	Percent Recovery LCS	Percent Recovery LCSD	Acceptance Criteria	RPD (Limit 20)
Pentachlorophenol	ug/L (ppb)	7.5	68	69	15-124	1

Data Qualifiers & Definitions

a - The analyte was detected at a level less than five times the reporting limit. The RPD results may not provide reliable information on the variability of the analysis.

A1 – More than one compound of similar molecule structure was identified with equal probability.

b - The analyte was spiked at a level that was less than five times that present in the sample. Matrix spike recoveries may not be meaningful.

ca - The calibration results for this range fell outside of acceptance criteria. The value reported is an estimate.

c - The presence of the analyte indicated may be due to carryover from previous sample injections.

d - The sample was diluted. Detection limits may be raised due to dilution.

ds - The sample was diluted. Detection limits are raised due to dilution and surrogate recoveries may not be meaningful.

dv - Insufficient sample was available to achieve normal reporting limits and limits are raised accordingly.

fb - The analyte indicated was found in the method blank. The result should be considered an estimate.

fc – The compound is a common laboratory and field contaminant.

hr - The sample and duplicate were reextracted and reanalyzed. RPD results were still outside of control limits. The variability is attributed to sample inhomogeneity.

ht - The sample was extracted outside of holding time. Results should be considered estimates.

ip - Recovery fell outside of normal control limits. Compounds in the sample matrix interfered with the quantitation of the analyte.

j – The result is below normal reporting limits. The value reported is an estimate.

J - The internal standard associated with the analyte is out of control limits. The reported concentration is an estimate.

jl - The analyte result in the laboratory control sample is out of control limits. The reported concentration should be considered an estimate.

jr - The rpd result in laboratory control sample associated with the analyte is out of control limits. The reported concentration should be considered an estimate.

js - The surrogate associated with the analyte is out of control limits. The reported concentration should be considered an estimate.

lc - The presence of the compound indicated is likely due to laboratory contamination.

L - The reported concentration was generated from a library search.

nm - The analyte was not detected in one or more of the duplicate analyses. Therefore, calculation of the RPD is not applicable.

pc – The sample was received in a container not approved by the method. The value reported should be considered an estimate.

pr – The sample was received with incorrect preservation. The value reported should be considered an estimate.

ve - The value reported exceeded the calibration range established for the analyte. The reported concentration should be considered an estimate.

vo - The value reported fell outside the control limits established for this analyte.

x - The pattern of peaks present is not indicative of diesel.

y - The pattern of peaks present is not indicative of motor oil.

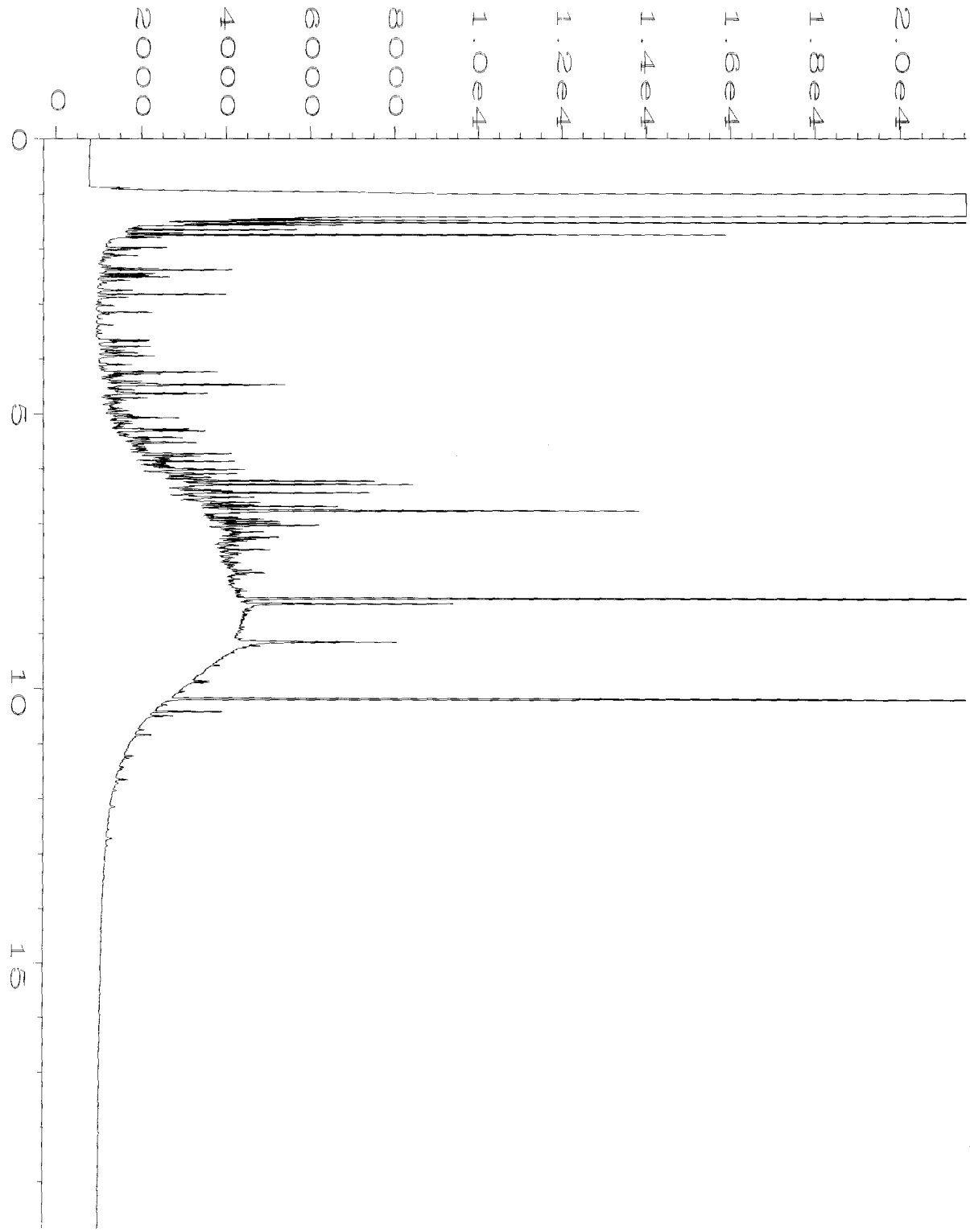

Data File Name	: C:\HPCHEM\4\DATA\07-08-09\028F0901.D		
Operator	: ay	Page Number	: 1
Instrument	: GC#4	Vial Number	: 28
Sample Name	: 907062-01	Injection Number	: 1
Run Time Bar Code:		Sequence Line	: 9
Acquired on	: 08 Jul 09 10:15 PM	Instrument Method	: TPHD.MTH
Report Created on	: 09 Jul 09 06:10 PM	Analysis Method	: TPHD.MTH



Data File Name : C:\HPCHEM\4\DATA\07-08-09\029F0901.D
Operator : ay
Instrument : GC#4
Sample Name : 907062-02
Run Time Bar Code:
Acquired on : 08 Jul 09 10:42 PM
Report Created on: 09 Jul 09 06:10 PM

Page Number : 1
Vial Number : 29
Injection Number : 1
Sequence Line : 9
Instrument Method: TPHD.MTH
Analysis Method : TPHD.MTH

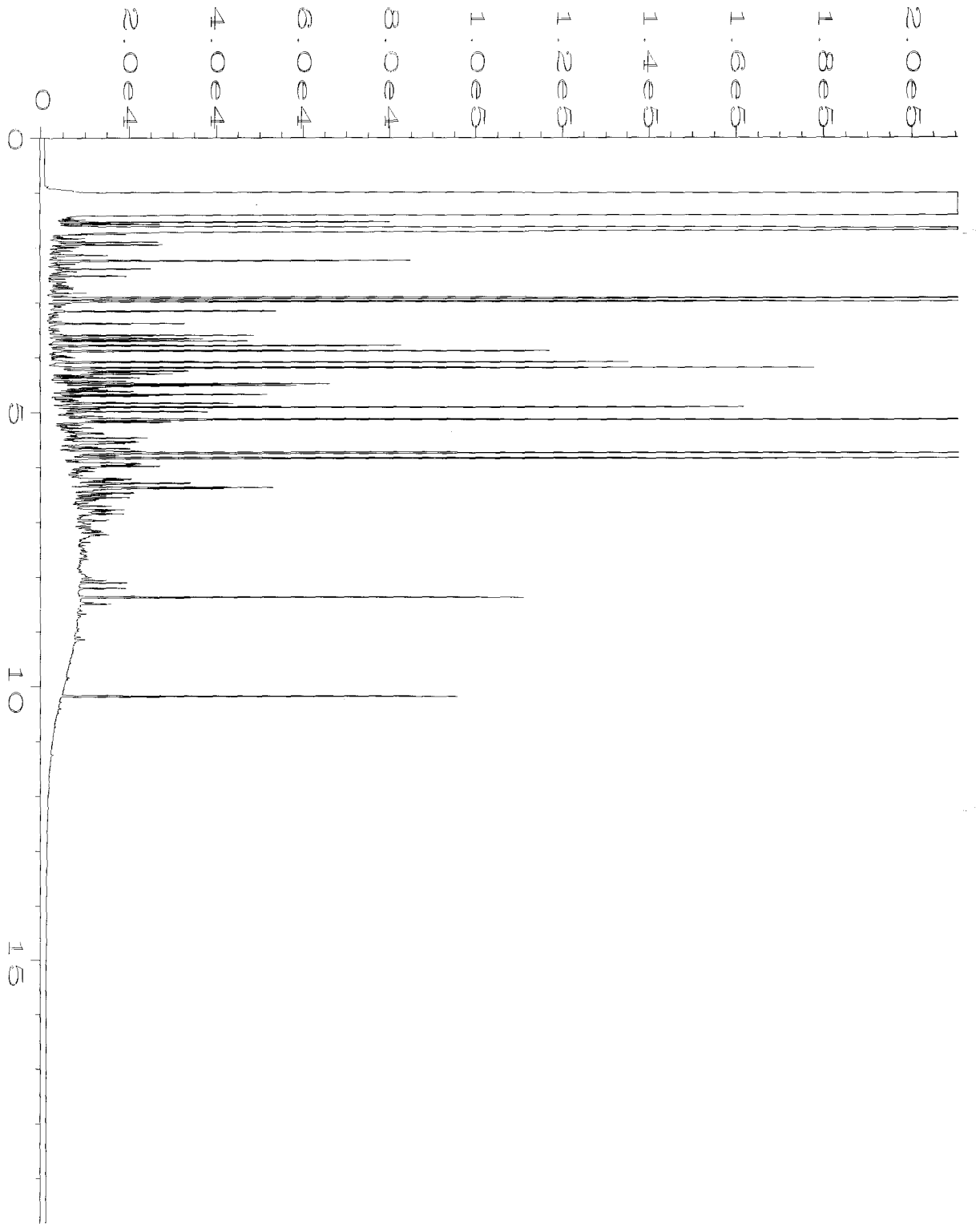

Data File Name : C:\HPCHEM\4\DATA\07-08-09\030F0901.D
Operator : ay
Instrument : GC#4
Sample Name : 907062-03
Run Time Bar Code:
Acquired on : 08 Jul 09 11:09 PM
Report Created on: 09 Jul 09 06:10 PM

Page Number : 1
Vial Number : 30
Injection Number : 1
Sequence Line : 9
Instrument Method: TPHD.MTH
Analysis Method : TPHD.MTH

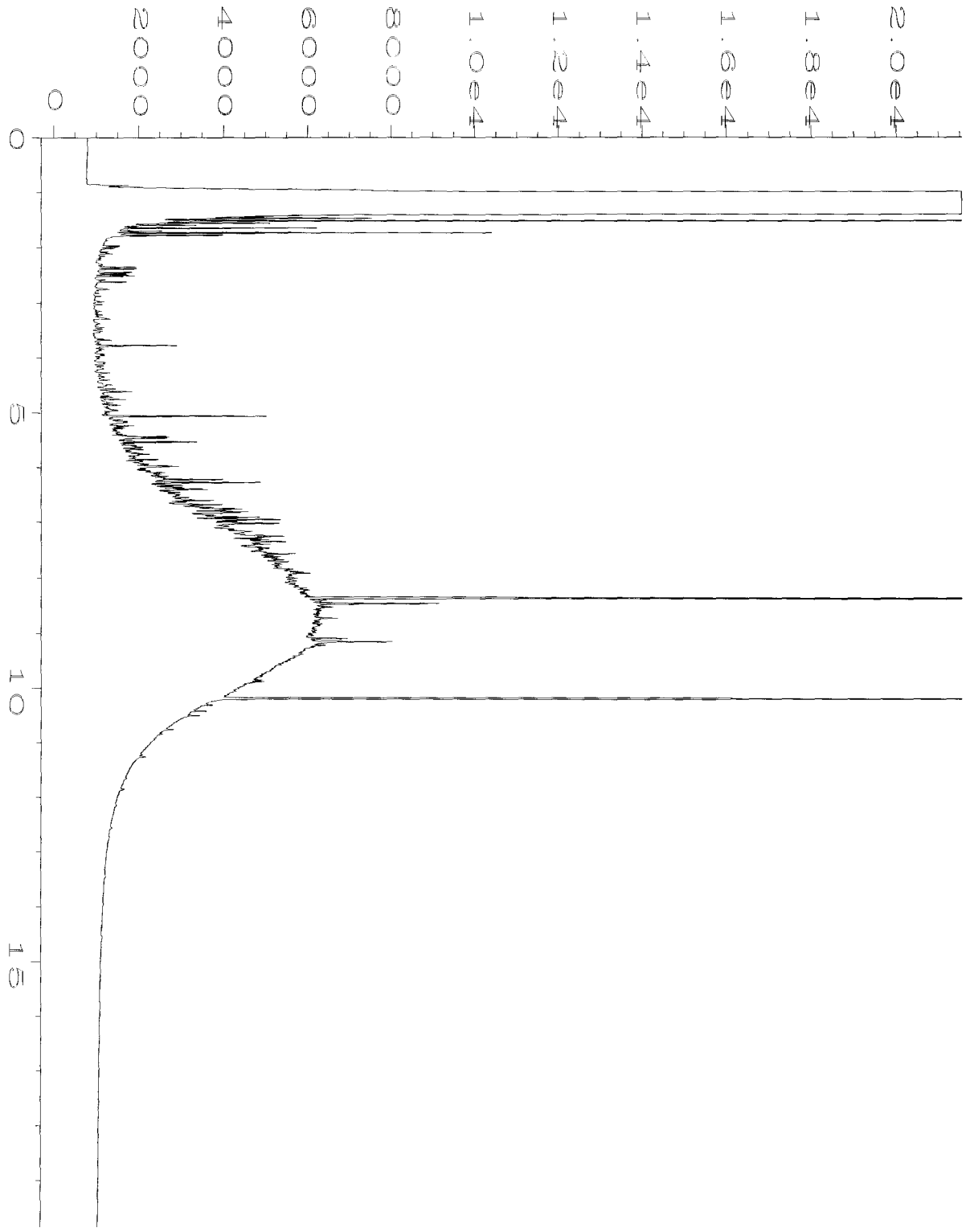

Data File Name	: C:\HPCHEM\4\DATA\07-08-09\031F0901.D		
Operator	: ay	Page Number	: 1
Instrument	: GC#4	Vial Number	: 31
Sample Name	: 907062-04	Injection Number	: 1
Run Time Bar Code:		Sequence Line	: 9
Acquired on	: 08 Jul 09 11:36 PM	Instrument Method	: TPHD.MTH
Report Created on	: 09 Jul 09 06:11 PM	Analysis Method	: TPHD.MTH

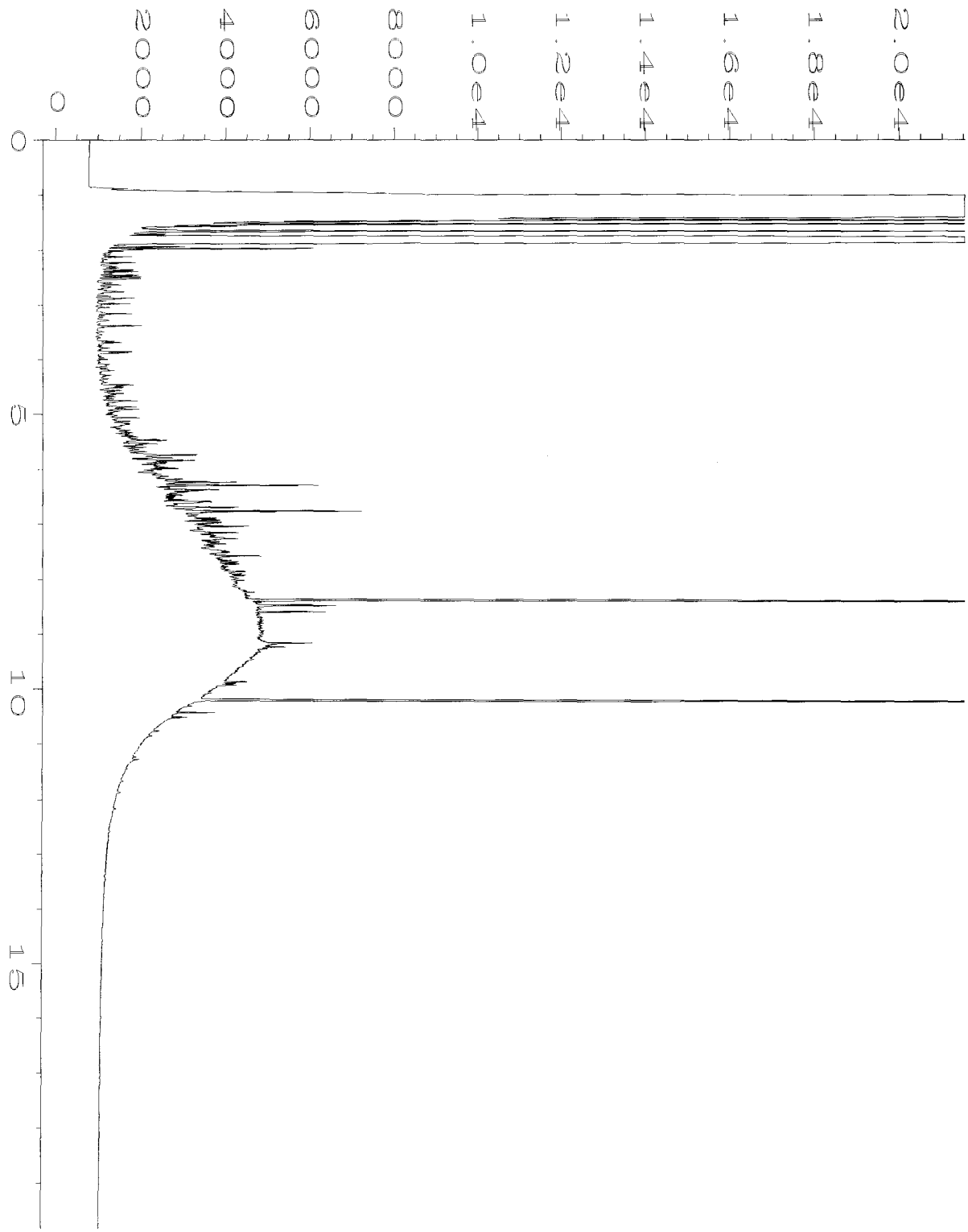

Data File Name : C:\HPCHEM\4\DATA\07-08-09\032F0901.D
Operator : ay
Instrument : GC#4
Sample Name : 907062-05
Run Time Bar Code:
Acquired on : 09 Jul 09 00:03 AM
Report Created on: 09 Jul 09 06:11 PM

Page Number : 1
Vial Number : 32
Injection Number : 1
Sequence Line : 9
Instrument Method: TPHD.MTH
Analysis Method : TPHD.MTH



Data File Name : C:\HPCHEM\4\DATA\07-08-09\033F0901.D
Operator : ay
Instrument : GC#4
Sample Name : 907062-06
Run Time Bar Code:
Acquired on : 09 Jul 09 00:31 AM
Report Created on: 09 Jul 09 06:11 PM

Page Number : 1
Vial Number : 33
Injection Number : 1
Sequence Line : 9
Instrument Method: TPHD.MTH
Analysis Method : TPHD.MTH

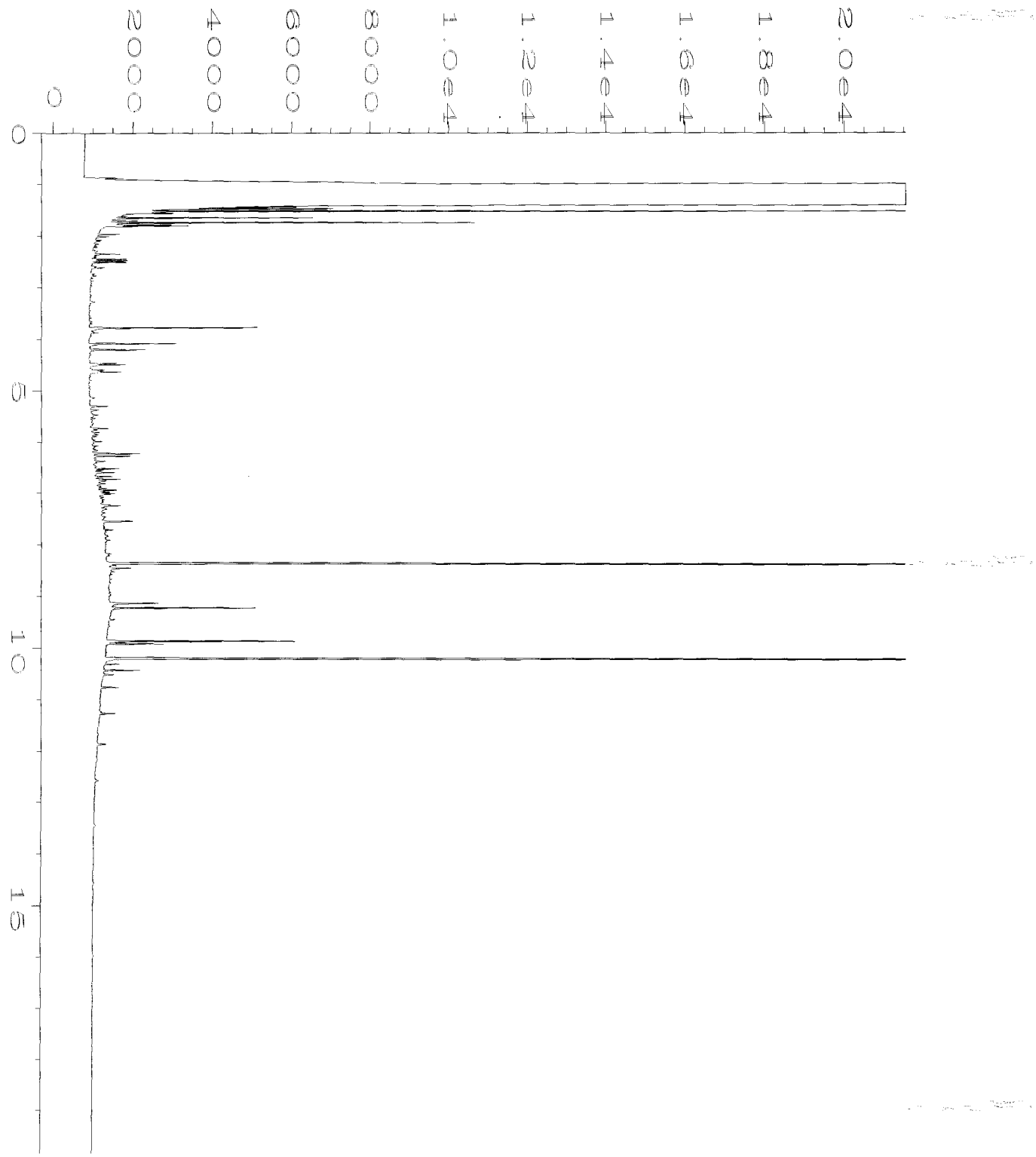

Data File Name	: C:\HPCHEM\4\DATA\07-08-09\034F0901.D		
Operator	: ay	Page Number	: 1
Instrument	: GC#4	Vial Number	: 34
Sample Name	: 907062-07	Injection Number	: 1
Run Time Bar Code:		Sequence Line	: 9
Acquired on	: 09 Jul 09 00:58 AM	Instrument Method	: TPHD.MTH
Report Created on	: 09 Jul 09 06:11 PM	Analysis Method	: TPHD.MTH

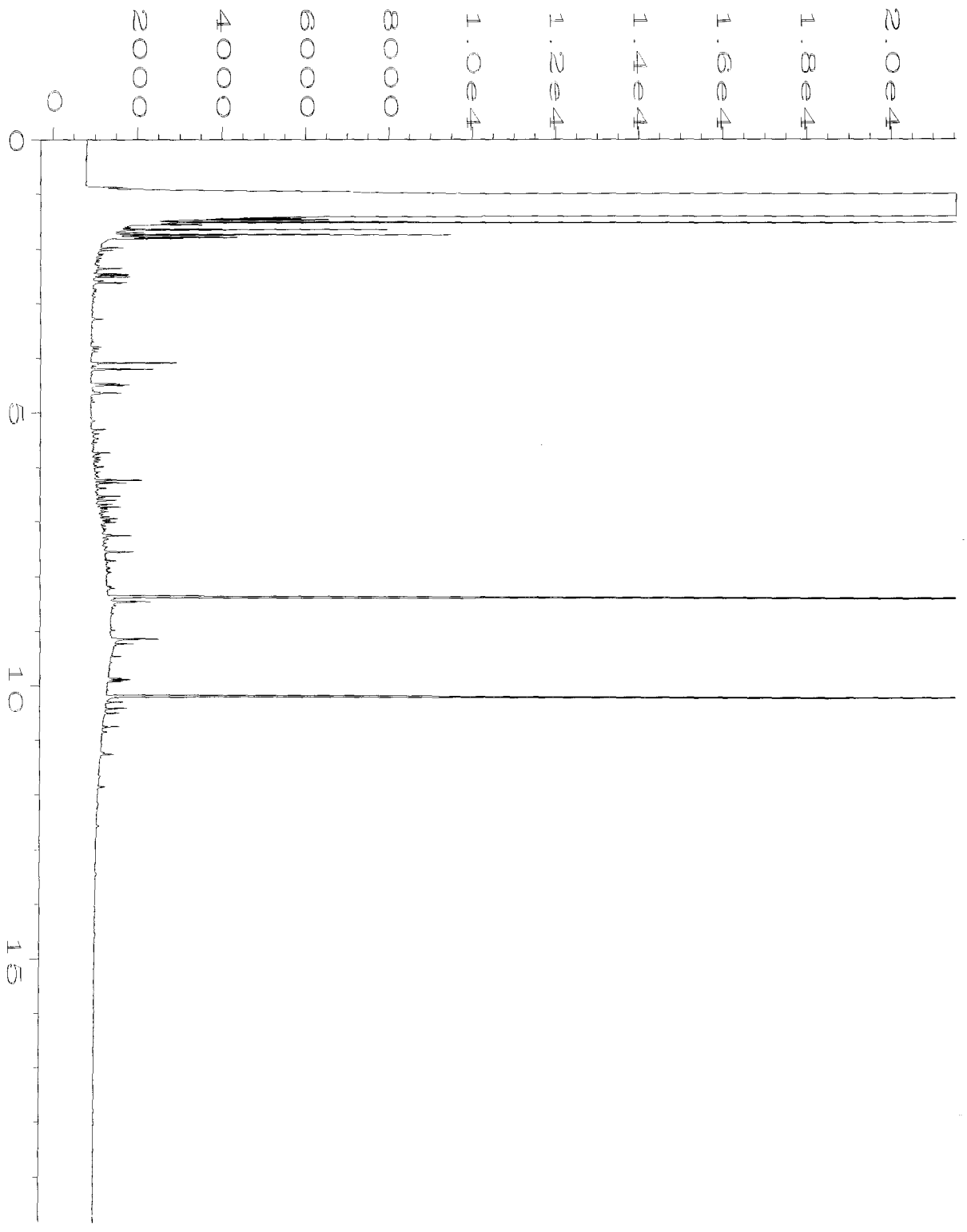

Data File Name : C:\HPCHEM\4\DATA\07-08-09\035F0901.D
Operator : ay
Instrument : GC#4
Sample Name : 907062-08
Run Time Bar Code:
Acquired on : 09 Jul 09 01:25 AM
Report Created on: 09 Jul 09 06:11 PM

Page Number : 1
Vial Number : 35
Injection Number : 1
Sequence Line : 9
Instrument Method: TPHD.MTH
Analysis Method : TPHD.MTH

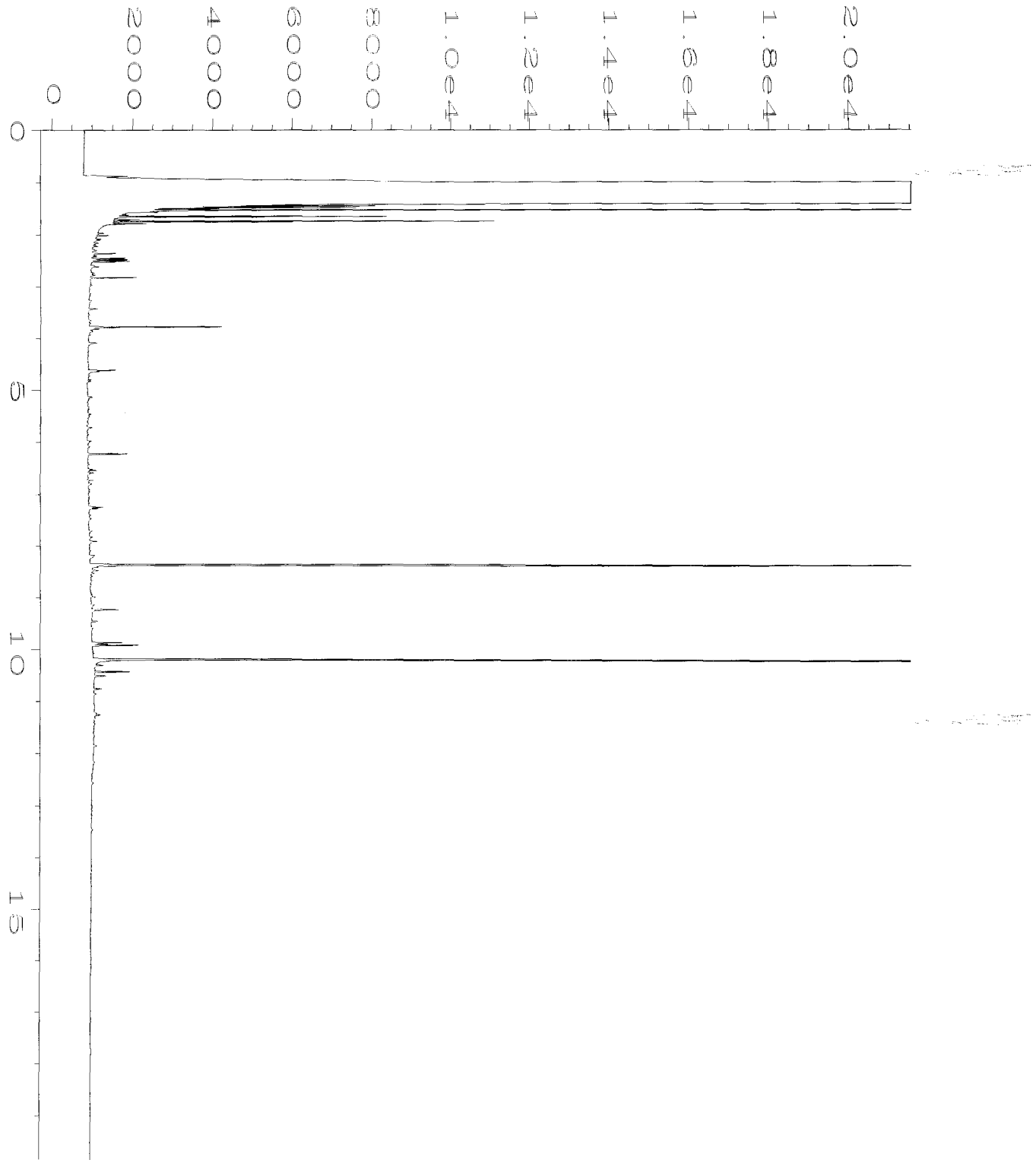

Data File Name : C:\HPCHEM\4\DATA\07-08-09\036F0901.D
Operator : ay
Instrument : GC#4
Sample Name : 907062-09
Run Time Bar Code:
Acquired on : 09 Jul 09 01:52 AM
Report Created on: 09 Jul 09 06:11 PM

Page Number : 1
Vial Number : 36
Injection Number : 1
Sequence Line : 9
Instrument Method: TPHD.MTH
Analysis Method : TPHD.MTH

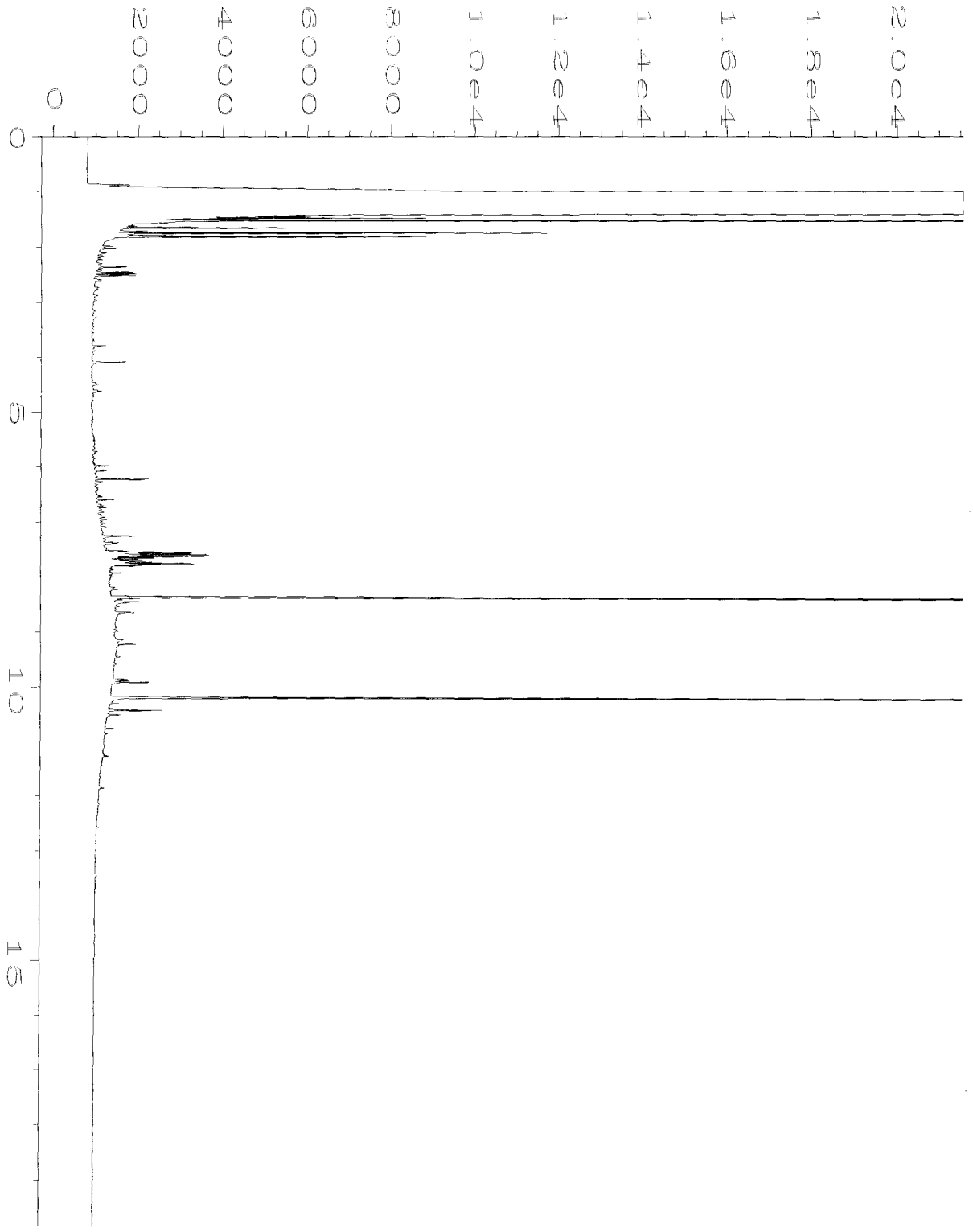

Data File Name : C:\HPCHEM\4\DATA\07-08-09\037F1101.D
Operator : ay
Instrument : GC#4
Sample Name : 907062-10
Run Time Bar Code:
Acquired on : 09 Jul 09 03:13 AM
Report Created on: 09 Jul 09 06:12 PM

Page Number : 1
Vial Number : 37
Injection Number : 1
Sequence Line : 11
Instrument Method: TPHD.MTH
Analysis Method : TPHD.MTH

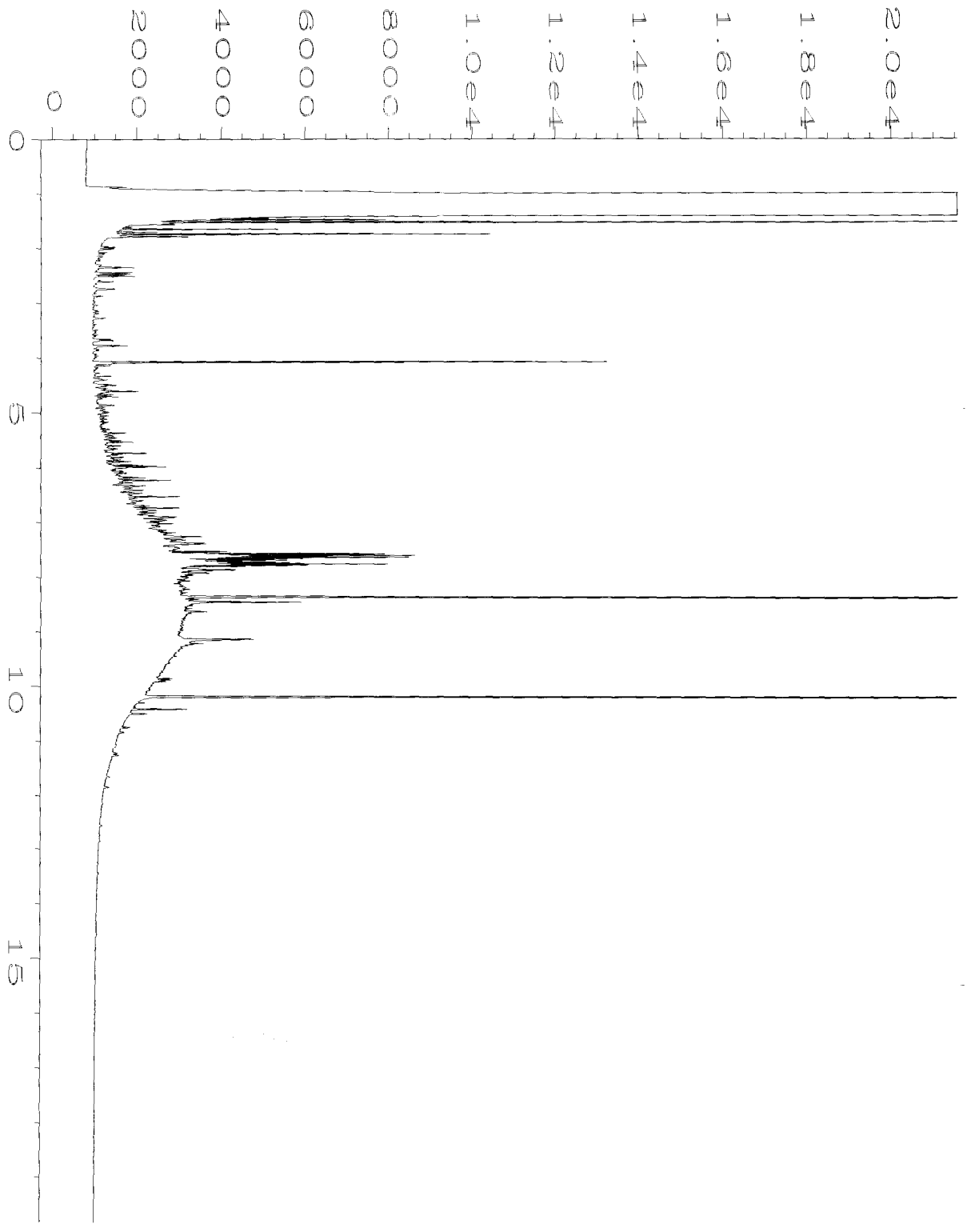

Data File Name : C:\HPCHEM\4\DATA\07-08-09\038F1101.D
Operator : ay
Instrument : GC#4
Sample Name : 907062-11
Run Time Bar Code:
Acquired on : 09 Jul 09 03:40 AM
Report Created on: 09 Jul 09 06:12 PM

Page Number : 1
Vial Number : 38
Injection Number : 1
Sequence Line : 11
Instrument Method: TPHD.MTH
Analysis Method : TPHD.MTH

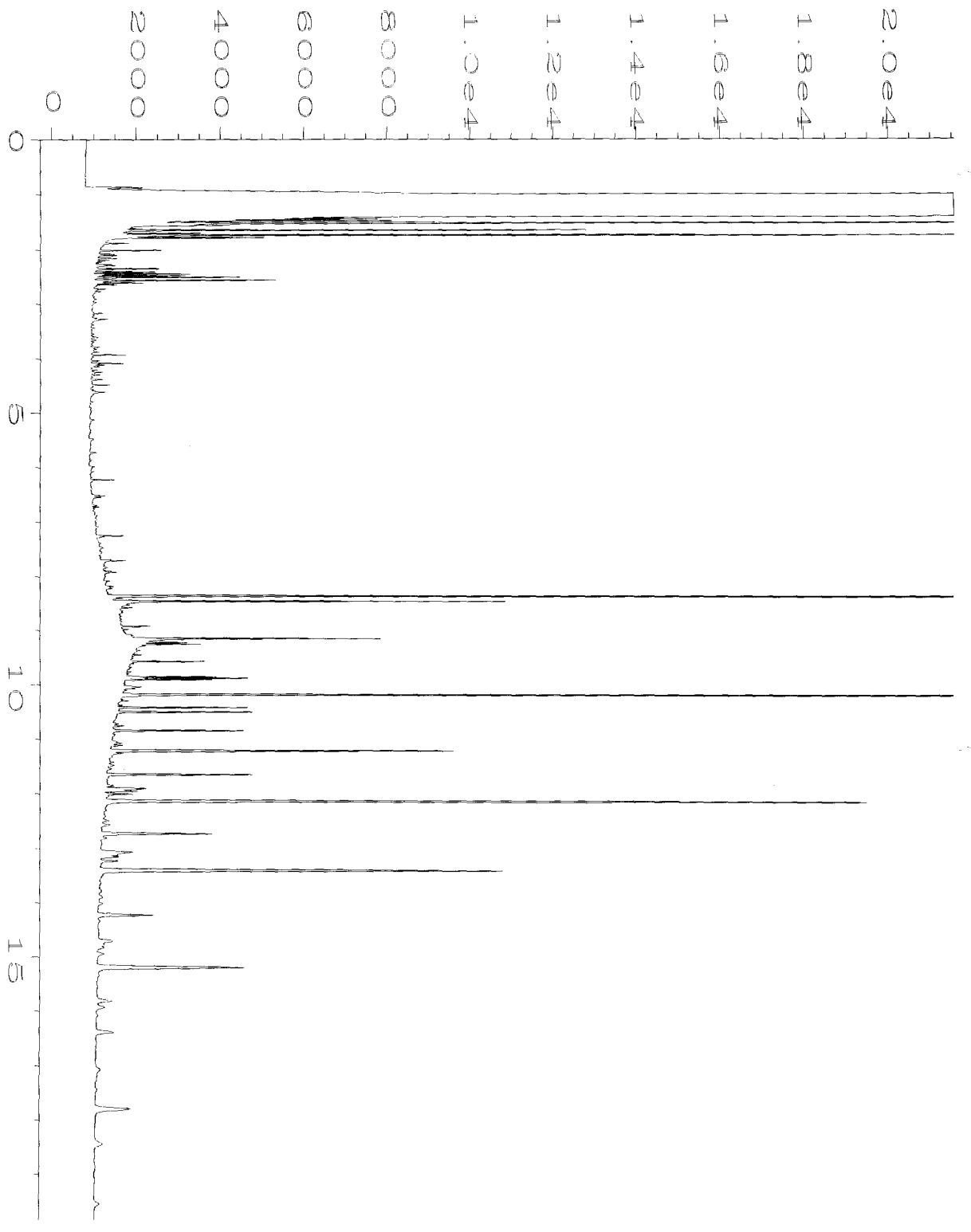

Data File Name : C:\HPCHEM\4\DATA\07-08-09\039F1101.D
Operator : ay
Instrument : GC#4
Sample Name : 907062-12
Run Time Bar Code:
Acquired on : 09 Jul 09 04:07 AM
Report Created on: 09 Jul 09 06:12 PM

Page Number : 1
Vial Number : 39
Injection Number : 1
Sequence Line : 11
Instrument Method: TPHD.MTH
Analysis Method : TPHD.MTH

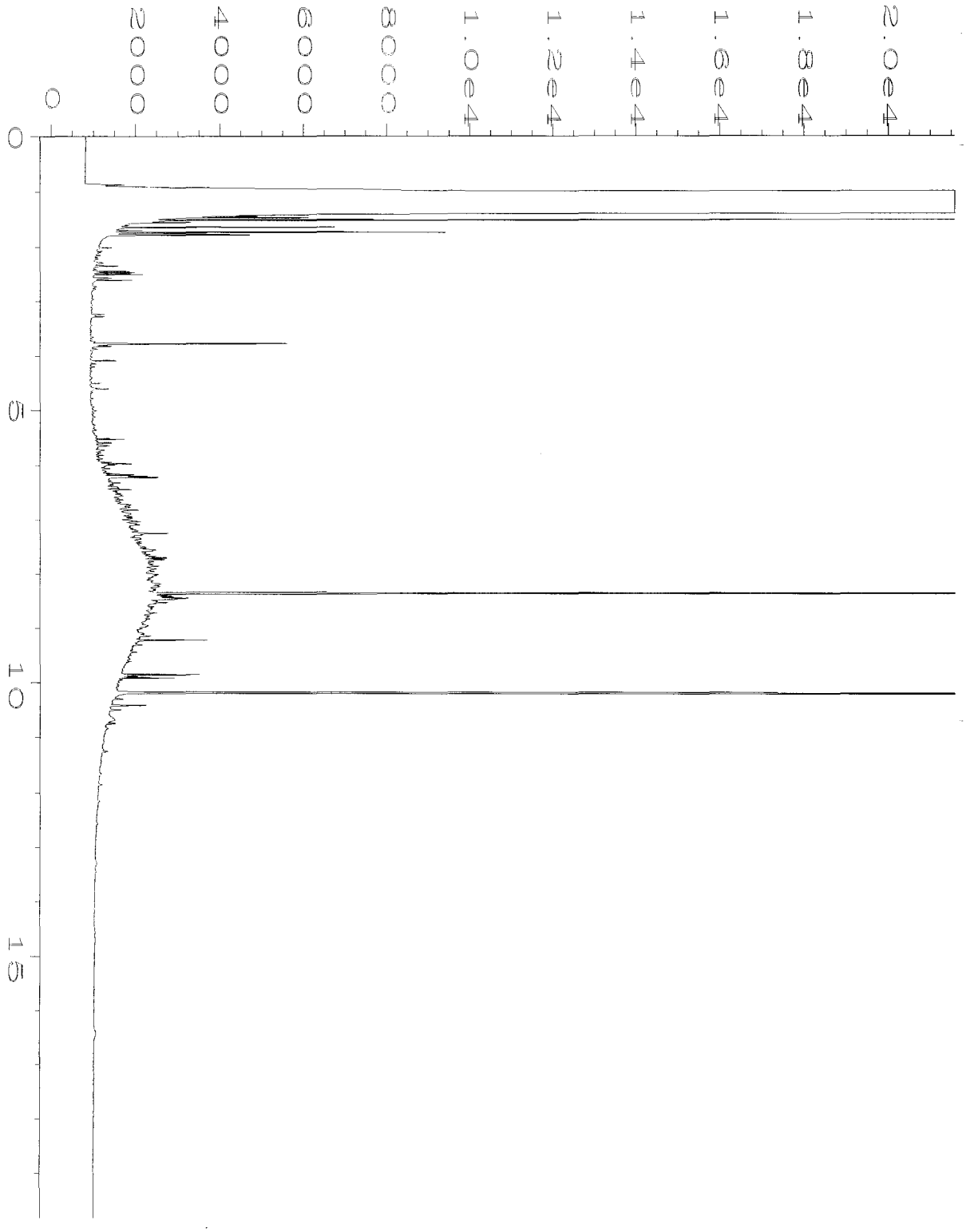

Data File Name : C:\HPCHEM\4\DATA\07-08-09\040F1101.D
Operator : ay
Instrument : GC#4
Sample Name : 907062-13
Run Time Bar Code:
Acquired on : 09 Jul 09 04:34 AM
Report Created on: 09 Jul 09 06:12 PM

Page Number : 1
Vial Number : 40
Injection Number : 1
Sequence Line : 11
Instrument Method: TPHD.MTH
Analysis Method : TPHD.MTH

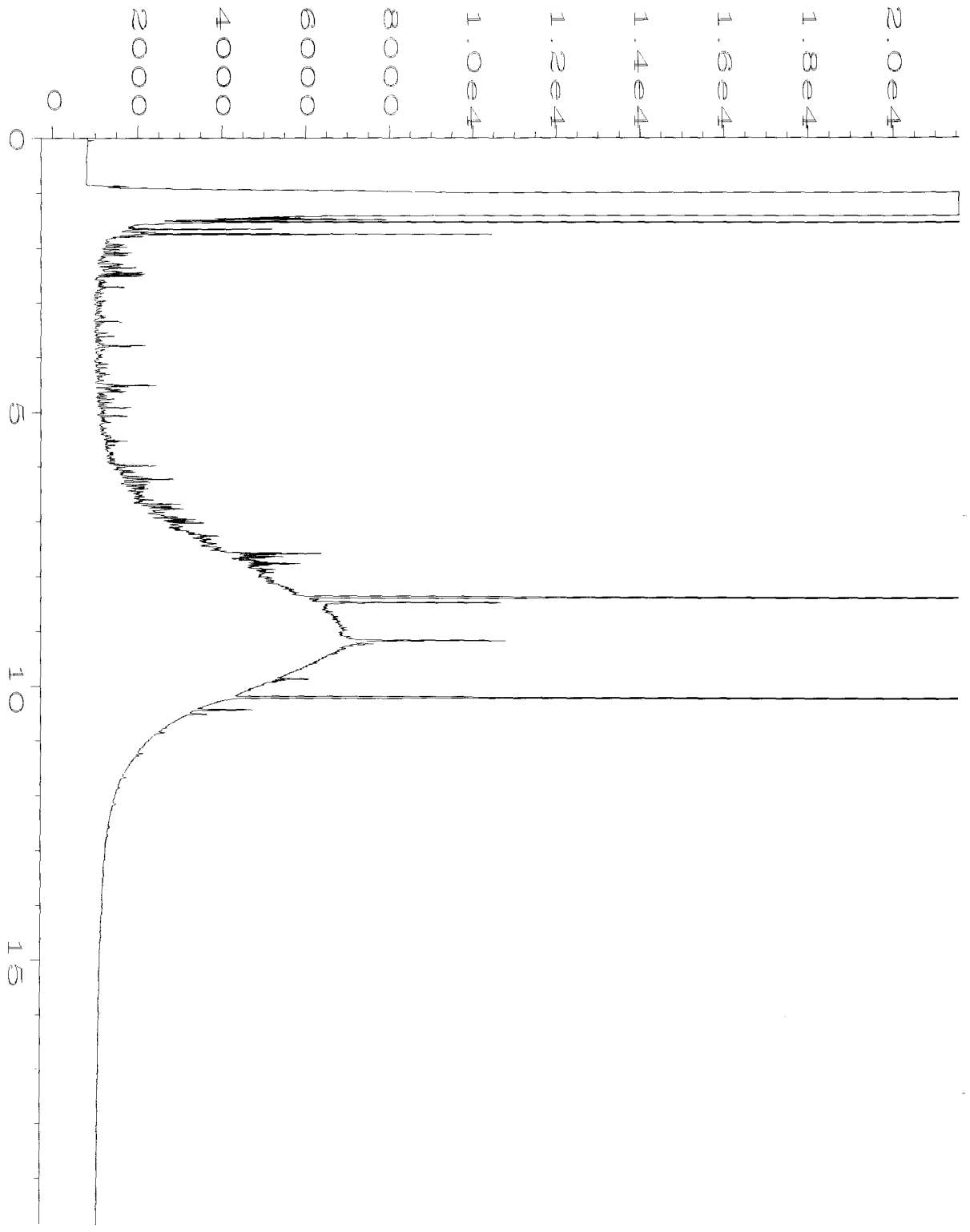

Data File Name : C:\HPCHEM\4\DATA\07-08-09\041F1101.D
Operator : ay
Instrument : GC#4
Sample Name : 907062-14
Run Time Bar Code:
Acquired on : 09 Jul 09 05:01 AM
Report Created on: 09 Jul 09 06:12 PM

Page Number : 1
Vial Number : 41
Injection Number : 1
Sequence Line : 11
Instrument Method: TPHD.MTH
Analysis Method : TPHD.MTH

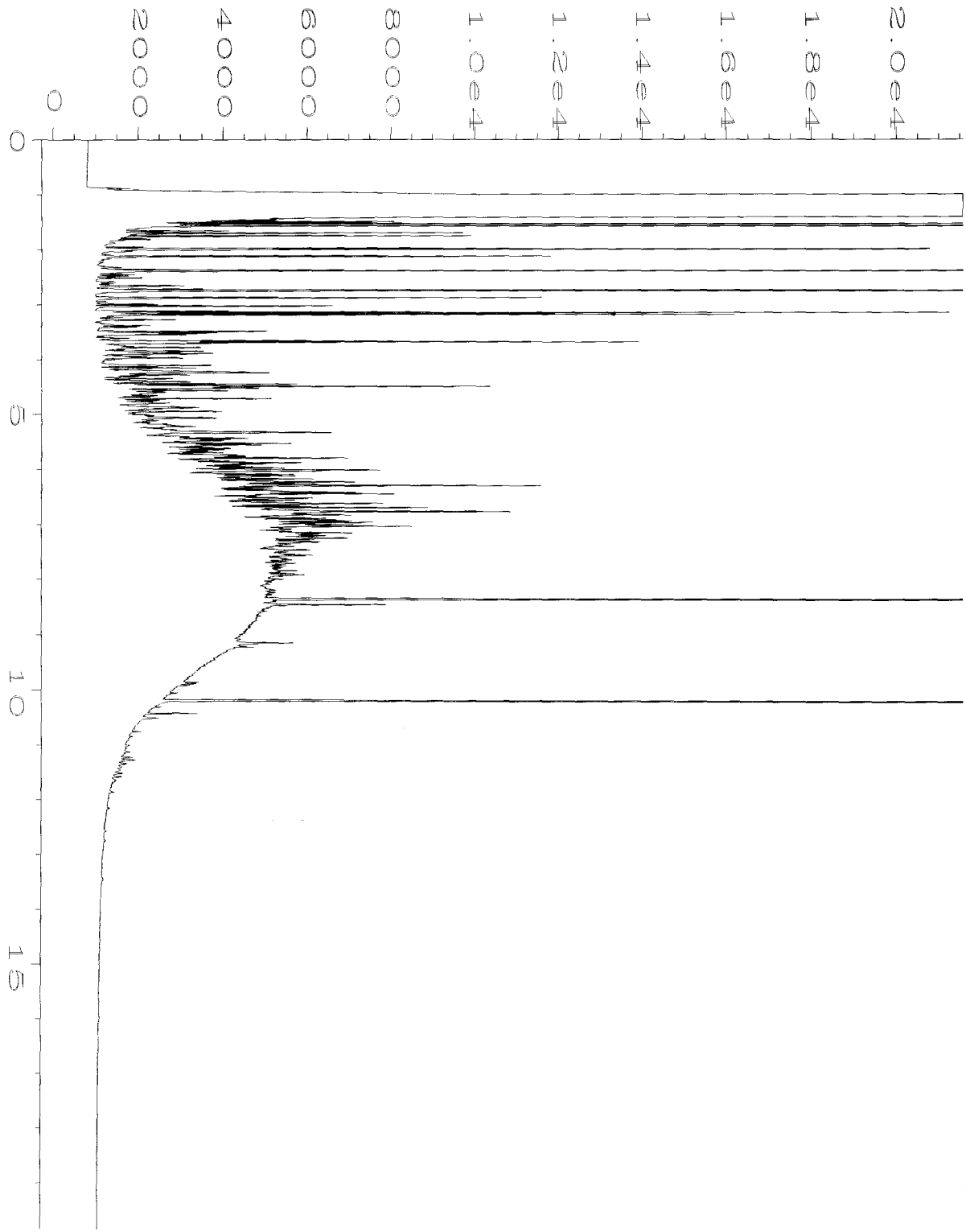

Data File Name : C:\HPCHEM\4\DATA\07-08-09\042F1101.D
Operator : ay
Instrument : GC#4
Sample Name : 907062-15
Run Time Bar Code:
Acquired on : 09 Jul 09 05:28 AM
Report Created on: 09 Jul 09 06:12 PM

Page Number : 1
Vial Number : 42
Injection Number : 1
Sequence Line : 11
Instrument Method: TPHD.MTH
Analysis Method : TPHD.MTH

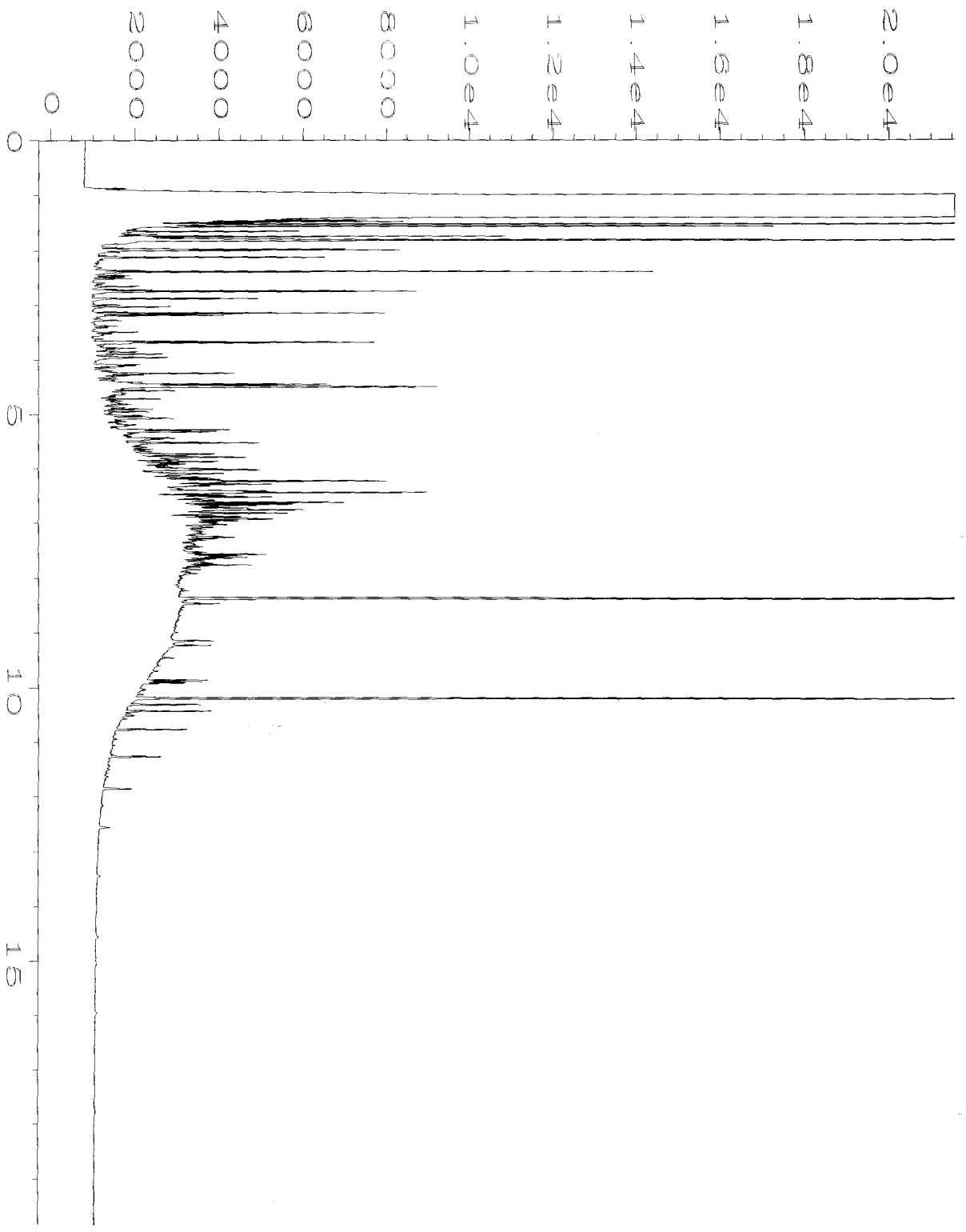

Data File Name	: C:\HPCHEM\4\DATA\07-08-09\043F1101.D		
Operator	: ay	Page Number	: 1
Instrument	: GC#4	Vial Number	: 43
Sample Name	: 907062-16	Injection Number	: 1
Run Time Bar Code:		Sequence Line	: 11
Acquired on	: 09 Jul 09 05:55 AM	Instrument Method	: TPHD.MTH
Report Created on	: 09 Jul 09 06:13 PM	Analysis Method	: TPHD.MTH

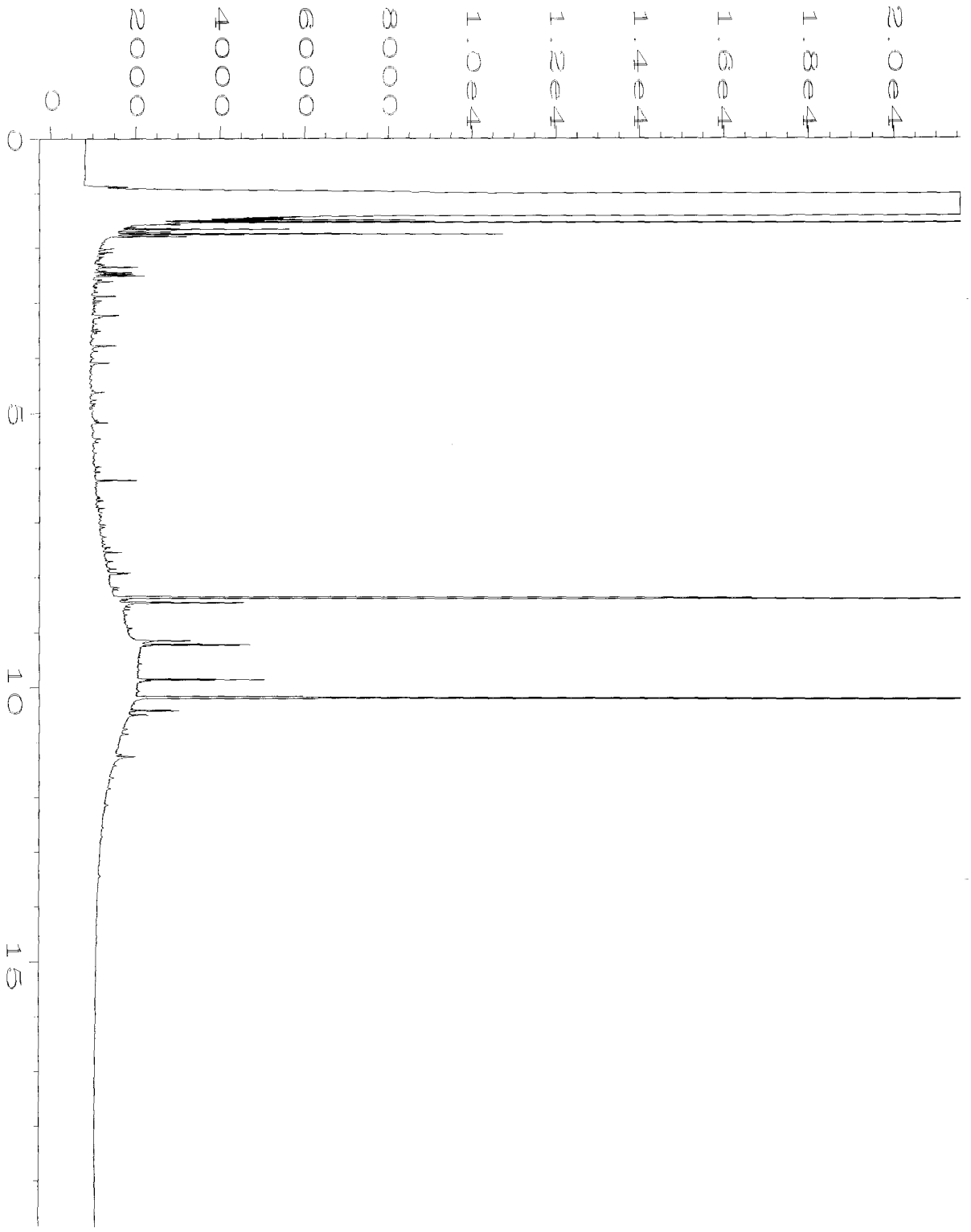

Data File Name	: C:\HPCHEM\4\DATA\07-08-09\044F1101.D		
Operator	: ay	Page Number	: 1
Instrument	: GC#4	Vial Number	: 44
Sample Name	: 907062-17	Injection Number	: 1
Run Time Bar Code:		Sequence Line	: 11
Acquired on	: 09 Jul 09 06:22 AM	Instrument Method	: TPHD.MTH
Report Created on	: 09 Jul 09 06:13 PM	Analysis Method	: TPHD.MTH

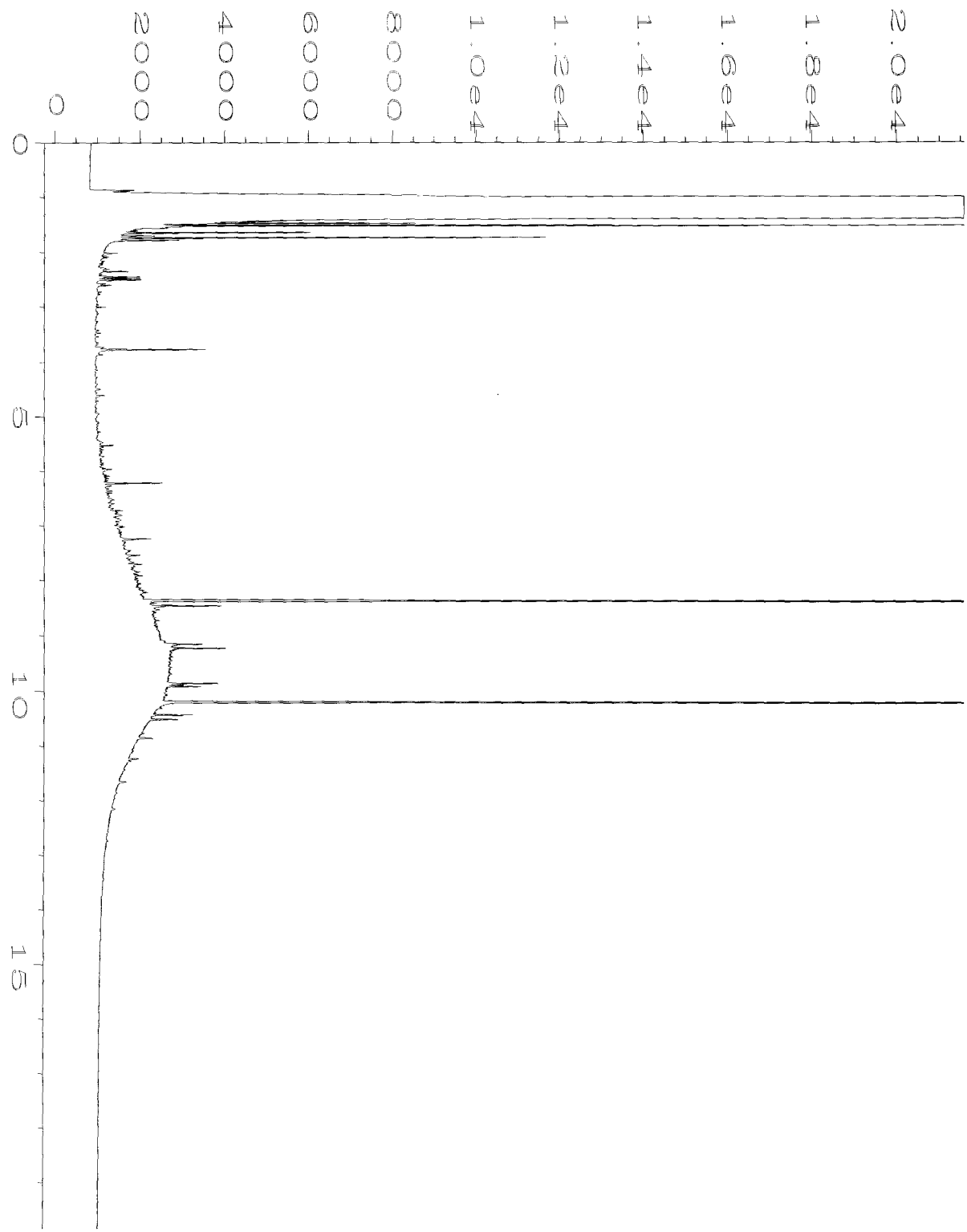

Data File Name : C:\HPCHEM\4\DATA\07-08-09\045F1101.D
Operator : ay
Instrument : GC#4
Sample Name : 907062-18
Run Time Bar Code:
Acquired on : 09 Jul 09 06:49 AM
Report Created on: 09 Jul 09 06:13 PM

Page Number : 1
Vial Number : 45
Injection Number : 1
Sequence Line : 11
Instrument Method: TPHD.MTH
Analysis Method : TPHD.MTH



Data File Name	: C:\HPCHEM\4\DATA\07-08-09\046F1101.D		
Operator	: ay	Page Number	: 1
Instrument	: GC#4	Vial Number	: 46
Sample Name	: 907062-19	Injection Number	: 1
Run Time Bar Code:		Sequence Line	: 11
Acquired on	: 09 Jul 09 07:16 AM	Instrument Method	: TPHD.MTH
Report Created on	: 09 Jul 09 06:13 PM	Analysis Method	: TPHD.MTH



Data File Name : C:\HPCHEM\4\DATA\07-08-09\047F1101.D
Operator : ay
Instrument : GC#4
Sample Name : 907062-20
Run Time Bar Code:
Acquired on : 09 Jul 09 07:42 AM
Report Created on: 09 Jul 09 06:13 PM

Page Number : 1
Vial Number : 47
Injection Number : 1
Sequence Line : 11
Instrument Method: TPHD.MTH
Analysis Method : TPHD.MTH

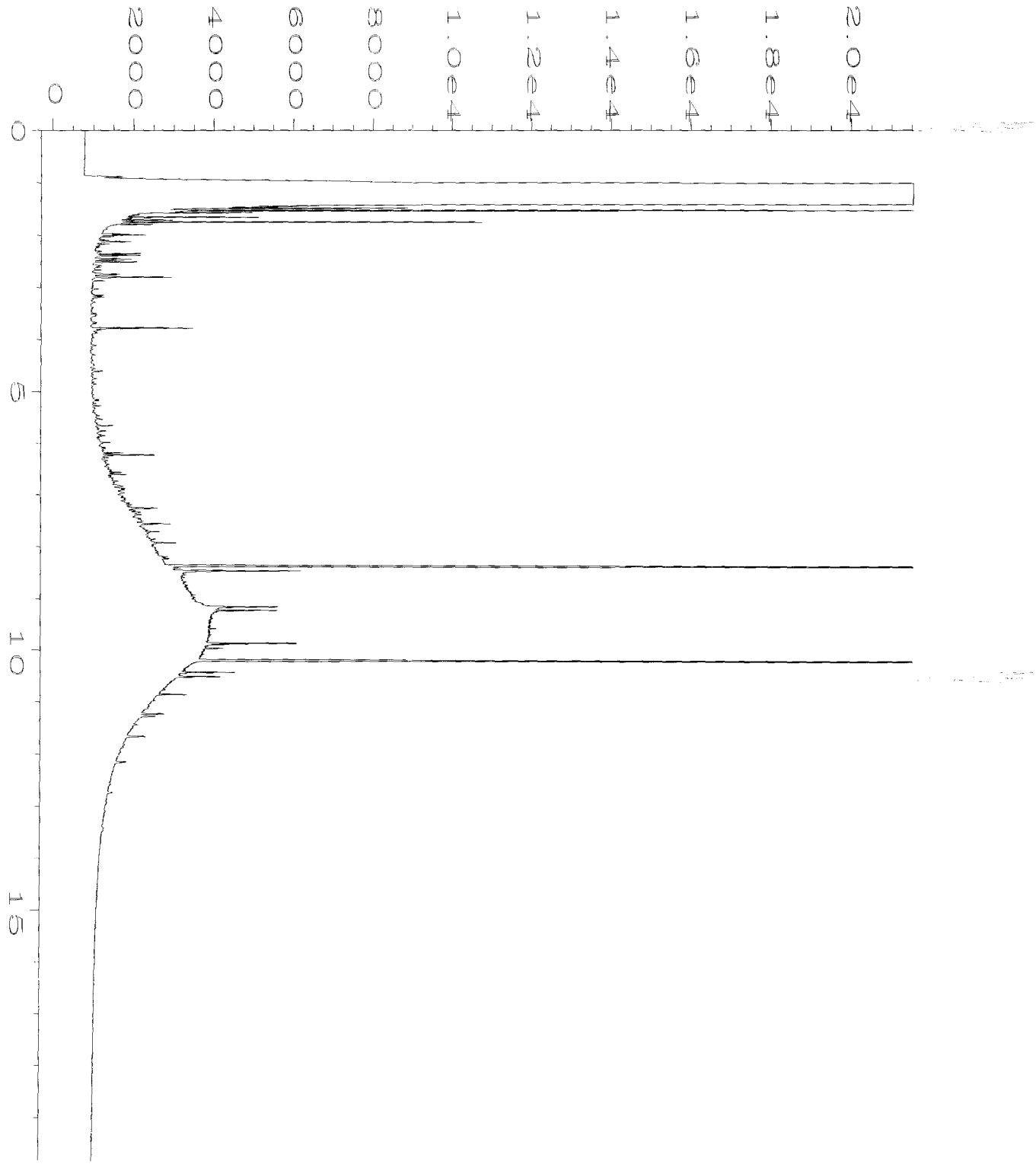

Data File Name : C:\HPCHEM\4\DATA\07-08-09\023F0601.D
Operator : ay
Instrument : GC#4
Sample Name : 907062-21
Run Time Bar Code:
Acquired on : 08 Jul 09 07:03 PM
Report Created on: 09 Jul 09 06:10 PM

Page Number : 1
Vial Number : 23
Injection Number : 1
Sequence Line : 6
Instrument Method: TPHD.MTH
Analysis Method : TPHD.MTH

2930 Westlake Ave N Suite 100
Seattle, WA 98109
T: (206) 352-3790
F: (206) 352-7178
info@fremontanalytical.com

RECEIVED
JUL 21 2009

Friedman and Bruya
Attn: Michael Erdahl
3012 16th Ave W.
Seattle, WA 98119

RE: 906223
Fremont Project No: CHM090708-3
Friedman and Bruya Project No: H-1915

July 16th, 2009

Michael:

Enclosed are the analytical results for the ***907062*** water samples picked up by Fremont Analytical on July 8th, 2009.

The samples were received in good condition – in the proper containers, properly sealed, labeled and within holding time. The samples were contained in 7 – 500mL HDPE bottles and 8 – 40mL VOAs preserved with HCl. The samples were analyzed and stored in a refrigeration unit at the USEPA-recommended temperature of 4°C ± 2°C.

Examination of these samples was conducted for the presence of the following:

- ***Dissolved Gases (Methane, Ethane & Ethene) by RSK-175***
- ***Nitrate and Sulfate by EPA Method 300.0***

These applications were performed under Washington State Department of Ecology accreditation parameters. All appropriate Quality Assurance / Quality Control method parameters have been applied.

Please contact the laboratory if you should have any questions about the report.

Thank you for using Fremont Analytical.

Sincerely,

Michael Dee
Sr. Chemist / Principal
mikedee@fremontanalytical.com

Fremont Analytical

2930 Westlake Ave . N., Suite 100
Seattle, WA 98109

T: 206.352.3790
F: 206-352-7178
email: info@fremontanalytical.com

Analysis of Dissolved Gases by RSK-175

Project: 907062
Client: Friedman & Bruya, Inc.
Client Project #: H-1915
Lab Project #: CHM090708-3

RSK-175 (mg/L)	MRL	Method Blank	LCS	01MW53-20090707	01MW55-20090707
Date Extracted		7/15/09	7/15/09	7/15/09	7/15/09
Date Analyzed		7/15/09	7/15/09	7/15/09	7/15/09
Matrix				Water	Water
Methane	0.005	nd	98%	**0.065**	**0.110**
Ethane	0.005	nd	106%	nd	nd
Ethene	0.005	nd	99%	nd	**0.005**

"nd" Indicates not detected at listed reporting limits
"int" Indicates that interference prevents determination
* Instrument Detection Limit
"J" Indicates estimated value
"MRL" Indicates Method Reporting Limit
"LCS" Indicates Laboratory Control Sample
"RPD" Indicates Relative Percent Difference

Acceptable RPD is determined to be less than 30%
Acceptable Recovery Limits:
LCS, LCSD = 80% to 120%
Spike Concentration = 100 PPMV

Fremont Analytical

2930 Westlake Ave . N., Suite 100
Seattle, WA 98109

T: 206.352.3790
F: 206-352-7178
email: info@fremontanalytical.com

Analysis of Dissolved Gases by RSK-175

Project: 907062
Client: Friedman & Bruya, Inc.
Client Project #: H-1915
Lab Project #: CHM090708-3

RSK-175 (mg/L)	MRL	01MW07-20090707	01MW45-20090707	01MW45-20090707 Duplicate	RPD %
Date Extracted		7/15/09	7/15/09	7/15/09	
Date Analyzed		7/15/09	7/15/09	7/15/09	
Matrix		Water	Water	Water	
Methane	0.005	**0.129**	**0.189**	**0.178**	6%
Ethane	0.005	nd	nd	nd	
Ethene	0.005	nd	nd	nd	

"nd" Indicates not detected at listed reporting limits
"int" Indicates that interference prevents determination
* Instrument Detection Limit
"J" Indicates estimated value
"MRL" Indicates Method Reporting Limit
"LCS" Indicates Laboratory Control Sample
"RPD" Indicates Relative Percent Difference

Acceptable RPD is determined to be less than 30%
Acceptable Recovery Limits:
LCS, LCSD = 80% to 120%
Spike Concentration = 100 PPMV

Fremont Analytical

2930 Westlake Ave. N., Suite 100
Seattle, WA 98109

T: 206.352.3790
F: 206.352.7178
email: info@fremontanalytical.com

Ion Chromatography by EPA Method 300.0

Project: 907062
Client: Friedman & Bruya, Inc.
Client Project #: H-1915
Lab Project #: CHM090708-3

EPA Method 300.0 (mg/L)	MRL	Method Blank	LCS	01MW53-20090707
Date Analyzed		7/8/09	7/8/09	7/8/09
Matrix				Water
Nitrate (NO_3)	0.1	nd	93%	nd
Sulfate (SO_4)	0.1	nd	91%	**12**

"nd" Indicates no detection at the listed reporting limits
"int" Indicates that interference prevents determination
"J" Indicates estimated value
"MRL" Indicates Method Reporting Limit
"LCS" Indicates Laboratory Control Sample
"MS" Indicates Matrix Spike
"MSD" Indicates Matrix Spike Duplicate
"RPD" Indicates Relative Percent Difference

Acceptable RPD is determined to be less than 30%
Acceptable Recovery Limits:
LCS, LCSD, MS, MSD: 65% to 135%
Spike Concentrations:
NO_3 = 1.0 mg/L
SO_4 = 7.5 mg/L

Fremont Analytical

2930 Westlake Ave. N., Suite 100
Seattle, WA 98109

T: 206.352.3790
F: 206.352.7178
email: info@fremontanalytical.com

Ion Chromatography by EPA Method 300.0

Project: 907062
Client: Friedman & Bruya, Inc.
Client Project #: H-1915
Lab Project #: CHM090708-3

EPA Method 300.0 (mg/L)	MRL	01MW55-20090707	Duplicate 01MW55-20090707	RPD %	01MW07-20090707
Date Analyzed		7/8/09	7/8/09		7/8/09
Matrix		Water	Water		Water
Nitrate (NO_3)	0.1	nd	nd		nd
Sulfate (SO_4)	0.1	**10**	**11**	4%	**34**

"nd" Indicates no detection at the listed reporting limits
"int" Indicates that interference prevents determination
"J" Indicates estimated value
"MRL" Indicates Method Reporting Limit
"LCS" Indicates Laboratory Control Sample
"MS" Indicates Matrix Spike
"MSD" Indicates Matrix Spike Duplicate
"RPD" Indicates Relative Percent Difference

Acceptable RPD is determined to be less than 30%
Acceptable Recovery Limits:
LCS, LCSD, MS, MSD: 65% to 135%
Spike Concentrations:
NO_3 = 1.0 mg/L
SO_4 = 7.5 mg/L

Fremont Analytical

2930 Westlake Ave. N., Suite 100
Seattle, WA 98109

T: 206.352.3790
F: 206.352.7178
email: info@fremontanalytical.com

Ion Chromatography by EPA Method 300.0

Project: 907062
Client: Friedman & Bruya, Inc.
Client Project #: H-1915
Lab Project #: CHM090708-3

			MS	MSD	
EPA Method 300.0 (mg/L)	**MRL**	**01MW45-20090707**	**01MW55-20090707**	**01MW55-20090707**	**RPD %**
Date Analyzed		7/8/09	7/8/09	7/8/09	
Matrix		Water	Water	Water	
Nitrate (NO_3)	0.1	nd	105%	106%	1%
Sulfate (SO_4)	0.1	**26**	92%	94%	2%

"nd" Indicates no detection at the listed reporting limits
"int" Indicates that interference prevents determination
"J" Indicates estimated value
"MRL" Indicates Method Reporting Limit
"LCS" Indicates Laboratory Control Sample
"MS" Indicates Matrix Spike
"MSD" Indicates Matrix Spike Duplicate
"RPD" Indicates Relative Percent Difference

Acceptable RPD is determined to be less than 30%
Acceptable Recovery Limits:
LCS, LCSD, MS, MSD: 65% to 135%
Spike Concentrations:
NO_3 = 1.0 mg/L
SO_4 = 7.5 mg/L

SUBCONTRACT SAMPLE CHAIN OF CUSTODY

Send Report To Michael Erdahl

Company Friedman and Bruya, Inc.

Address 3012 16th Ave W

City, State, ZIP Seattle, WA 98119

Phone # (206) 285-8282 Fax # (206) 283-5044

SUBCONTRACTER Fremont

PROJECT NAME/NO	PO #
907062	11-1915

REMARKS

Please Email Results
merdahl@friedmanandbruya.com

TURNAROUND TIME
- ☑ Standard (2 Weeks)
- ☐ RUSH

Rush charges authorized by

SAMPLE DISPOSAL
- ☐ Dispose after 30 days
- ☐ Return samples
- ☐ Will call with instructions

						ANALYSES REQUESTED										
Sample ID	Lab ID	Date Sampled	Time Sampled	Matrix	# of jars	Oil and Grease	EPH	VPH	Nitrate	Sulfate	Alkalinity	Methane, Ethane, Ethene 8K-175				Notes
01MW53-20090707		7/7/09	1009	W					X	X		X				
01MW55-20090707		"	1053	"					X	X		X				
01MW07-20090707		"	1419	"					X	X		X				
01MW45-20090707		"	1602	"					X	X		X				

Friedman & Bruya, Inc.
3012 16th Avenue West
Seattle, WA 98119-2029
Ph. (206) 285-8282
Fax (206) 283-5044

	SIGNATURE	PRINT NAME	COMPANY	DATE	TIME
Relinquished by		Michael Erdahl	Friedman & Bruya	7/8/09	1005
Received by					
Relinquished by					
Received by					

907062

SAMPLE CHAIN OF CUSTODY

ME 07/07/09

V4/A05/A1

Page # 1 of 1

Send Report To Tim Brown, cc: Erin Rothman

Company Sound Environmental Strategies

Address 2400 Airport Way S,

City, State, ZIP Seattle, WA 98134

Phone # 206.306.1900 Fax # 206.306.1907

SAMPLERS (signature)

PROJECT NAME/NO.: Seattle Terminal

PO #: 01-600

REMARKS

EIM ⊗ Y / N

TURNAROUND TIME
⊗ Standard (2 Weeks)
☐ RUSH
Rush charges authorized by:

SAMPLE DISPOSAL
⊗ Dispose after 30 days
☐ Return samples
☐ Will call with instructions

Sample ID	Sample Location	Sample Depth	Lab ID	Date Sampled	Time Sampled	Matrix	# of jars	NWTPH-Dx	NWTPH-Gx	BTEX by 8021B	CVOC's by 8260B	PCP by 8270	Nitrate by EPA 300.0	Sulfate by EPA 300.0	Methan, Ethene, Ethane by RSK 175	Notes
								ANALYSES REQUESTED								
01MW53-20090107	01MW53	24	01 A-I	7.7.09	1007	Water	9	X	X	X	X		X	X	X	
01MW04-20090707	01MW04	18	02 A-F	7.7.09	1333	Water	6	X	X	X		X				
01MW02-20090107	01MW02	19	03 A-D	7.7.09	1503	Water	4	X	X	X						
01MW11-20090107	01MW11	26	04 A-D	7.7.09	1552	Water	4	X	X	X						
						Water										
						Water										
						Water										
						Water										
						Water										
						Water										
						Water										
						Water										
						Water										

Friedman & Bruya, Inc.
3012 16th Avenue West
Seattle, WA 98119-2029
Ph. (206) 285-8282
Fax (206) 283-5044

SIGNATURE	PRINT NAME	COMPANY	DATE	TIME
Relinquished by:	Jessica Brown	SES	7.7.09	1645
Received by:	Sheri Davis	SES	7/7/09	1645
Relinquished by:	Sheri Davis	SES	7/7/09	1735
Received by:	HONG NGUYEN	FEDEX	"	"

FORMS\COC\SESGEMSR1.DOC (Revision 1)

Samples received at 6 °C (1)

907062

SAMPLE CHAIN OF CUSTODY

ME 07/07/09

V4/A05/AI:

Page # 1 of 1

Send Report To Tim Brown, cc: Erin Rothman

Company Sound Environmental Strategies

Address 2400 Airport Way S,

City, State, ZIP Seattle, WA 98134

Phone # 206.306.1900 Fax # 206.306.1907

SAMPLERS (signature)

PROJECT NAME/NO.: Seattle Terminal

PO #: 01-600

REMARKS

EIM Y / N

TURNAROUND TIME
- ⊗ Standard (2 Weeks)
- ☐ RUSH
- Rush charges authorized by:

SAMPLE DISPOSAL
- ⊗ Dispose after 30 days
- ☐ Return samples
- ☐ Will call with instructions

Sample ID	Sample Location	Sample Depth	Lab ID	Date Sampled	Time Sampled	Matrix	# of jars	NWTPH-Dx	NWTPH-Gx	BTEX by 8021B	CVOC's by 8260B	PCP by 8270	Nitrate by EPA 300.0	Sulfate by EPA 300.0	Methan, Ethene, Ethane by RSK 175	Notes
01MW55-20090707	01MW55	27'	05A-J	07/07/09	1053	Water	10	X	X	X	X		X	X	X	
MW02-20090707	MW02	22'	06A-F	07/07/09	1243	Water	6	X	X	X	X					
MW98-20090707	MW98		07-AF	07/07/09	1215	Water	6	X	X	X	X					
MW04-20090707	MW04	26'	08A-F	07/07/09	1249	Water	6	X	X	X	X					
01MW57-20090707	01MW57	38'	09A-F	07/07/09	1450	Water	6	X	X	X	X					
MW05-20090707	MW05	25'	10AF	07/07/09	1525	Water	6	X	X	X	X					
01MW30-20090707	01MW30	26.5'	11A-F	07/07/09	REC'D	Water	6	X	X	X	X					
						Water										
						Water										
						Water										
						Water										
						Water										
						Water										

Friedman & Bruya, Inc.
3012 16th Avenue West
Seattle, WA 98119-2029
Ph. (206) 285-8282
Fax (206) 283-5044

	SIGNATURE	PRINT NAME	COMPANY	DATE	TIME
Relinquished by:		[illegible] THOMPSON	SES	07/07/09	1635
Received by:		Sheri Davis	SES	7/7/09	1635
Relinquished by:		Sheri Davis	SES	7/7/09	1735
Received by:		HONG NGUYEN	FBI		

Samples received at 6 °C

(2)

907062

SAMPLE CHAIN OF CUSTODY

ME 07/07/09

V4 / A05 / A15

Page # 1 of 1

Send Report To Tim Brown, cc: Erin Rothman

Company Sound Environmental Strategies

Address 2400 Airport Way S,

City, State, ZIP Seattle, WA 98134

Phone # 206.306.1900 Fax # 206.306.1907

SAMPLERS (signature): L. Namba

PROJECT NAME/NO.: Seattle Terminal 0440-002-18 01-600

PO #: 01-600

REMARKS

EIM Y / N: ⊗

TURNAROUND TIME
⊗ Standard (2 Weeks)
☐ RUSH
Rush charges authorized by:

SAMPLE DISPOSAL
⊗ Dispose after 30 days
☐ Return samples
☐ Will call with instructions

Sample ID	Sample Location	Sample Depth	Lab ID	Date Sampled	Time Sampled	Matrix	# of jars	ANALYSES REQUESTED: NWTPH-Dx	NWTPH-Gx	BTEX by 8021B	CVOC's by 8260B	PCP by 8270	Nitrate by EPA 300.0	Sulfate by EPA 300.0	Methan, Ethene, Ethane by RSK 175	Notes
01MW34-20090707	01MW34	20.5	12A-C	07/07/09	1242	Water	3	✓	✓	✓						~50 mL for Dx
01MW17-20090707	01MW17	25	13A-F	07/07/09	1406	Water	6	✓	✓	✓		✓				
01MW46-20090707	01MW46	19	14A-F	07/07/09	1521	Water	6	✓	✓	✓		✓				
						Water										
						Water										
						Water										
						Water										
						Water										
						Water										
						Water										
						Water										
						Water										
						Water										
						Water										

Friedman & Bruya, Inc.
3012 16th Avenue West
Seattle, WA 98119-2029
Ph. (206) 285-8282
Fax (206) 283-5044

	SIGNATURE	PRINT NAME	COMPANY	DATE	TIME
Relinquished by:		Sheri Davis	SES	7/7/09	1735
Received by:		HONG NGUYEN	FBI	"	"
Relinquished by:					
Received by:					

FORMS\COC\SESGEMSR1.DOC (Revision 1)

Samples received at 6 °C

2

907062

SAMPLE CHAIN OF CUSTODY

ME 07/07/09 V4/A05 A1

Send Report To Tim Brown, cc: Erin Rothman

Company Sound Environmental Strategies

Address 2400 Airport Way S,

City, State, ZIP Seattle, WA 98134

Phone # 206.306.1900 Fax # 206.306.1907

SAMPLERS (signature)

PROJECT NAME/NO.: Seattle Terminal

PO #: 01-600

REMARKS

GEMS ⊗ Y / N

Page # ____ of ____

TURNAROUND TIME
⊗ Standard (2 Weeks)
☐ RUSH
Rush charges authorized by:

SAMPLE DISPOSAL
⊗ Dispose after 30 days
☐ Return samples
☐ Will call with instructions

Sample ID	Sample Location	Sample Depth	Lab ID	Date Sampled	Time Sampled	Matrix	# of jars	ANALYSES REQUESTED: NWTPH-Dx	NWTPH-Gx	BTEX by 8021B	CVOC's by 8260B	PCP by 8270	Nitrate by EPA 300.0	Sulfate by EPA 300.0	Methan, Ethene, Ethane by RSK 175	Notes
01MW27-20090707	01MW27	~27'	15 A-J	7/7/09	1418	Water	10	X	X	X	X		X	X	X	
01MW45-20090707	01MW45	~27'	16 A-J	7/7/09	1602	Water	10	X	X	X	X		X	X	X	
						Water										
						Water										
						Water										
						Water										
						Water										
						Water										
						Water										
						Water										
						Water										
						Water										

Friedman & Bruya, Inc.
3012 16th Avenue West
Seattle, WA 98119-2029
Ph. (206) 285-8282
Fax (206) 283-5044

	SIGNATURE	PRINT NAME	COMPANY	DATE	TIME
Relinquished by:		Sheri Davis	SES	7/7/09	1735
Received by:		HOLLY WOLLEY	FBI	〃	〃
Relinquished by:					
Received by:					

Samples received at 6 °C (4)

907062

SAMPLE CHAIN OF CUSTODY

ME 07/07/09

V4/A05/AT

Page # 1 of 1

Send Report To Tim Brown, cc: Erin Rothman

Company Sound Environmental Strategies

Address 2400 Airport Way S,

City, State, ZIP Seattle, WA 98134

Phone # 206.306.1900 Fax # 206.306.1907

SAMPLERS (signature)

PROJECT NAME/NO. Seattle Terminal

PO # 01-600

REMARKS

EIM Y / N ⊗

TURNAROUND TIME
⊗ Standard (2 Weeks)
☐ RUSH
Rush charges authorized by:

SAMPLE DISPOSAL
⊗ Dispose after 30 days
☐ Return samples
☐ Will call with instructions

Sample ID	Sample Location	Sample Depth	Lab ID	Date Sampled	Time Sampled	Matrix	# of jars	NWTPH-Dx	NWTPH-Gx	BTEX by 8021B	CVOC's by 8260B	PCP by 8270	Nitrate by EPA 300.0	Sulfate by EPA 300.0	Methan, Ethene, Ethane by RSK 175	Notes
02MW07-20090707	02MW07	7.5'	17A-D	07.07.09	0950	Water	4	X	X	X						
02MW06-20090707	02MW06	12'	18A-D		1120	Water	4	X	X	X						
02MW08-20090707	02MW08	19'	19A-D		1215	Water	4	X	X	X						
02MW05-20090707	02MW05	24.5'	20A-D		1312	Water	4	X	X	X						
02MW02-20090707	02MW02	7'	21A-D		1520	Water	4	X	X	X						
						Water										
						Water										
						Water										
						Water										
						Water										
						Water										
						Water										
						Water										

ANALYSES REQUESTED

SIGNATURE	PRINT NAME	COMPANY	DATE	TIME
Relinquished by:	Andrea Hackett	SES	7/7/09	1600
Received by:	Sheri Davis	SES	7/7/09	1600
Relinquished by:	Sheri Davis	SES	7/7/09	1735
Received by:	HONGWEI	FBI		

Friedman & Bruya, Inc.
3012 16th Avenue West
Seattle, WA 98119-2029
Ph. (206) 285-8282
Fax (206) 283-5044

Samples received at 6 °C

FRIEDMAN & BRUYA, INC.

ENVIRONMENTAL CHEMISTS

James E. Bruya, Ph.D.
Charlene Morrow, M.S.
Yelena Aravkina, M.S.
Bradley T. Benson, B.S.
Kurt Johnson, B.S.

3012 16th Avenue West
Seattle, WA 98119-2029
TEL: (206) 285-8282
FAX: (206) 283-5044
e-mail: fbi@isomedia.com

July 22, 2009

Tim Brown, Project Manager
Sound Environmental Strategies Corporation
2400 Airport Way S., Suite 200
Seattle, WA 98134-2020

Dear Mr. Brown:

Included are the results from the testing of material submitted on July 8, 2009 from the TOC_01-600_20090708 WORFDB2, F&BI 907076 project. There are 23 pages included in this report. Any samples that may remain are currently scheduled for disposal in 30 days. If you would like us to return your samples or arrange for long term storage at our offices, please contact us as soon as possible.

We appreciate this opportunity to be of service to you and hope you will call if you should have any questions.

Sincerely,

FRIEDMAN & BRUYA, INC.



Michael Erdahl
Project Manager

Enclosures
c: Mark Chandler, Ryan Bixby, Erin Rothman
SOU0722R.DOC

CASE NARRATIVE

This case narrative encompasses samples received on July 8, 2009 by Friedman & Bruya, Inc. from the Sound Environmental Strategies TOC_01-600_20090708 WORFDB2, F&BI 907076 project. Samples were logged in under the laboratory ID's listed below.

Laboratory ID	Sound Environmental Strategies
907076-01	01MW36-20090708
907076-02	01MW32-20090708
907076-03	02MW11-20090708
907076-04	02MW97-20090708
907076-05	02MW10-20090708
907076-06	02MW12-20090708
907076-07	MW06-20090708
907076-08	01MW15-20090708
907076-09	01MW44-20090708
907076-10	01MW63-20090708
907076-11	01MW96-20090708

Samples 01MW44-20090708 and 01MW63-20090708 were sent to Fremont Analytical for nitrate, sulfate, and dissolved gasses analyses. Review of the enclosed report indicates that all quality assurance was acceptable.

The calibration acceptance criteria for methylene chloride and EDC failed the acceptance criteria for several samples. The data was flagged accordingly. All other quality control requirements were acceptable.

Date of Report: 07/22/09
Date Received: 07/08/09
Project: TOC_01-600_20090708 WORFDB2, F&BI 907076
Date Extracted: 07/13/09
Date Analyzed: 07/13/09 and 07/14/09

RESULTS FROM THE ANALYSIS OF THE WATER SAMPLES FOR BENZENE, TOLUENE, ETHYLBENZENE, XYLENES AND TPH AS GASOLINE USING EPA METHOD 8021B AND NWTPH-Gx

Results Reported as ug/L (ppb)

Sample ID Laboratory ID	Benzene	Toluene	Ethyl Benzene	Total Xylenes	Gasoline Range	Surrogate (% Recovery) (Limit 52-124)
01MW36-20090708 907076-01	<1	<1	<1	<3	<100	86
01MW32-20090708 907076-02	<1	<1	<1	<3	<100	85
02MW11-20090708 907076-03	1	<1	6	15	970	100
02MW97-20090708 d 907076-04 1/20	420	46	700	510	8,400	88
02MW10-20090708 907076-05	<1	<1	<1	<3	<100	88
02MW12-20090708 d 907076-06 1/20	430	46	720	530	8,400	91
MW06-20090708 907076-07	<1	<1	<1	<3	<100	87
01MW15-20090708 907076-08	<1	<1	<1	<3	<100	74
01MW44-20090708 907076-09	18	3	<1	<3	670	89
01MW63-20090708 907076-10	15	2	1	<3	5,100	97

Date of Report: 07/22/09
Date Received: 07/08/09
Project: TOC_01-600_20090708 WORFDB2, F&BI 907076
Date Extracted: 07/13/09
Date Analyzed: 07/13/09 and 07/14/09

RESULTS FROM THE ANALYSIS OF THE WATER SAMPLES FOR BENZENE, TOLUENE, ETHYLBENZENE, XYLENES AND TPH AS GASOLINE USING EPA METHOD 8021B AND NWTPH-Gx

Results Reported as ug/L (ppb)

Sample ID Laboratory ID	Benzene	Toluene	Ethyl Benzene	Total Xylenes	Gasoline Range	Surrogate (% Recovery) (Limit 52-124)
01MW96-20090708 907076-11	15	2	1	<3	5,000	101
Method Blank	<1	<1	<1	<3	<100	79

Date of Report: 07/22/09
Date Received: 07/08/09
Project: TOC_01-600_20090708 WORFDB2, F&BI 907076
Date Extracted: 07/10/09
Date Analyzed: 07/10/09

RESULTS FROM THE ANALYSIS OF THE WATER SAMPLES FOR TOTAL PETROLEUM HYDROCARBONS AS DIESEL AND MOTOR OIL USING METHOD NWTPH-Dx

Results Reported as ug/L (ppb)

Sample ID Laboratory ID	Diesel Range (C_{10}-C_{25})	Motor Oil Range (C_{25}-C_{36})	Surrogate (% Recovery) (Limit 51-137)
01MW36-20090708 907076-01	390 x	<250	97
01MW32-20090708 907076-02	<50	<250	90
02MW11-20090708 907076-03	220 x	<250	92
02MW97-20090708 907076-04	1,500 x	<250	94
02MW10-20090708 907076-05	91 x	<250	88
02MW12-20090708 907076-06	1,400 x	<250	94
MW06-20090708 907076-07	180 x	<250	85
01MW15-20090708 907076-08	220 x	<250	95
01MW44-20090708 907076-09	420 x	<250	91
01MW63-20090708 907076-10	1,400 x	530 y	91

Date of Report: 07/22/09
Date Received: 07/08/09
Project: TOC_01-600_20090708 WORFDB2, F&BI 907076
Date Extracted: 07/10/09
Date Analyzed: 07/10/09

RESULTS FROM THE ANALYSIS OF THE WATER SAMPLES FOR TOTAL PETROLEUM HYDROCARBONS AS DIESEL AND MOTOR OIL USING METHOD NWTPH-Dx

Results Reported as ug/L (ppb)

Sample ID Laboratory ID	Diesel Range (C_{10}-C_{25})	Motor Oil Range (C_{25}-C_{36})	Surrogate (% Recovery) (Limit 51-137)
01MW96-20090708 907076-11	1,300 x	460 y	99
Method Blank	<50	<250	98

Analysis For Volatile Compounds By EPA Method 8260C

Client Sample ID:	MW06-20090708	Client:	Sound Environmental Strategies
Date Received:	07/08/09	Project:	TOC_01-600_20090708 WORFDB2
Date Extracted:	07/08/09	Lab ID:	907076-07
Date Analyzed:	07/09/09	Data File:	070851.D
Matrix:	Water	Instrument:	GCMS4
Units:	ug/L (ppb)	Operator:	MB

Surrogates:	% Recovery:	Lower Limit:	Upper Limit:
1,2-Dichloroethane-d4	96	63	127
Toluene-d8	97	60	129
4-Bromofluorobenzene	94	51	145

Compounds:	Concentration ug/L (ppb)
Vinyl chloride	0.93
Chloroethane	<1
1,1-Dichloroethene	<1
Methylene chloride	<5 jl, ca
trans-1,2-Dichloroethene	<1
1,1-Dichloroethane	<1
cis-1,2-Dichloroethene	<1
1,2-Dichloroethane (EDC)	<1
1,1,1-Trichloroethane	<1
Trichloroethene	<1
Tetrachloroethene	<1

Analysis For Volatile Compounds By EPA Method 8260C

Client Sample ID:	01MW15-20090708	Client:	Sound Environmental Strategies
Date Received:	07/08/09	Project:	TOC_01-600_20090708 WORFDB2
Date Extracted:	07/08/09	Lab ID:	907076-08
Date Analyzed:	07/09/09	Data File:	070852.D
Matrix:	Water	Instrument:	GCMS4
Units:	ug/L (ppb)	Operator:	MB

Surrogates:	% Recovery:	Lower Limit:	Upper Limit:
1,2-Dichloroethane-d4	102	63	127
Toluene-d8	97	60	129
4-Bromofluorobenzene	92	51	145

Compounds:	Concentration ug/L (ppb)
Vinyl chloride	5.6
Chloroethane	<1
1,1-Dichloroethene	<1
Methylene chloride	<5 jl, ca
trans-1,2-Dichloroethene	<1
1,1-Dichloroethane	<1
cis-1,2-Dichloroethene	<1
1,2-Dichloroethane (EDC)	<1
1,1,1-Trichloroethane	<1
Trichloroethene	<1
Tetrachloroethene	<1

Analysis For Volatile Compounds By EPA Method 8260C

Client Sample ID:	01MW44-20090708	Client:	Sound Environmental Strategies
Date Received:	07/08/09	Project:	TOC_01-600_20090708 WORFDB2
Date Extracted:	07/08/09	Lab ID:	907076-09
Date Analyzed:	07/09/09	Data File:	070853.D
Matrix:	Water	Instrument:	GCMS4
Units:	ug/L (ppb)	Operator:	MB

Surrogates:	% Recovery:	Lower Limit:	Upper Limit:
1,2-Dichloroethane-d4	88	63	127
Toluene-d8	105	60	129
4-Bromofluorobenzene	106	51	145

Compounds:	Concentration ug/L (ppb)
Vinyl chloride	6.9
Chloroethane	<1
1,1-Dichloroethene	<1
Methylene chloride	<5 jl, ca
trans-1,2-Dichloroethene	<1
1,1-Dichloroethane	<1
cis-1,2-Dichloroethene	68
1,2-Dichloroethane (EDC)	4.7 ca
1,1,1-Trichloroethane	<1
Trichloroethene	1,700 ve
Tetrachloroethene	<1

Analysis For Volatile Compounds By EPA Method 8260C

Client Sample ID:	01MW44-20090708	Client:	Sound Environmental Strategies
Date Received:	07/08/09	Project:	TOC_01-600_20090708 WORFDB2
Date Extracted:	07/09/09	Lab ID:	907076-09 1/100
Date Analyzed:	07/10/09	Data File:	070917.D
Matrix:	Water	Instrument:	GCMS4
Units:	ug/L (ppb)	Operator:	MB

Surrogates:	% Recovery:	Lower Limit:	Upper Limit:
1,2-Dichloroethane-d4	100	63	127
Toluene-d8	99	60	129
4-Bromofluorobenzene	92	51	145

Compounds:	Concentration ug/L (ppb)
Vinyl chloride	<20
Chloroethane	<100
1,1-Dichloroethene	<100
Methylene chloride	650 lc, jl
trans-1,2-Dichloroethene	<100
1,1-Dichloroethane	<100
cis-1,2-Dichloroethene	<100
1,2-Dichloroethane (EDC)	<100
1,1,1-Trichloroethane	<100
Trichloroethene	1,300
Tetrachloroethene	<100

Analysis For Volatile Compounds By EPA Method 8260C

Client Sample ID:	01MW63-20090708	Client:	Sound Environmental Strategies
Date Received:	07/08/09	Project:	TOC_01-600_20090708 WORFDB2
Date Extracted:	07/08/09	Lab ID:	907076-10
Date Analyzed:	07/09/09	Data File:	070854.D
Matrix:	Water	Instrument:	GCMS4
Units:	ug/L (ppb)	Operator:	MB

Surrogates:	% Recovery:	Lower Limit:	Upper Limit:
1,2-Dichloroethane-d4	101	63	127
Toluene-d8	96	60	129
4-Bromofluorobenzene	95	51	145

Compounds:	Concentration ug/L (ppb)
Vinyl chloride	100
Chloroethane	<1
1,1-Dichloroethene	7.5
Methylene chloride	<5 jl, ca
trans-1,2-Dichloroethene	3.9
1,1-Dichloroethane	<1
cis-1,2-Dichloroethene	440 ve
1,2-Dichloroethane (EDC)	8.0 ca
1,1,1-Trichloroethane	<1
Trichloroethene	11,000 ve
Tetrachloroethene	<1

Analysis For Volatile Compounds By EPA Method 8260C

Client Sample ID:	01MW63-20090708	Client:	Sound Environmental Strategies
Date Received:	07/08/09	Project:	TOC_01-600_20090708 WORFDB2
Date Extracted:	07/17/09	Lab ID:	907076-10 1/100
Date Analyzed:	07/18/09	Data File:	071719.D
Matrix:	Water	Instrument:	GCMS5
Units:	ug/L (ppb)	Operator:	MB

Surrogates:	% Recovery:	Lower Limit:	Upper Limit:
1,2-Dichloroethane-d4	100	65	127
Toluene-d8	99	69	127
4-Bromofluorobenzene	98	77	156

Compounds:	Concentration ug/L (ppb)
Vinyl chloride	85
Chloroethane	<100
1,1-Dichloroethene	<100
Methylene chloride	<500
trans-1,2-Dichloroethene	<100
1,1-Dichloroethane	<100
cis-1,2-Dichloroethene	470
1,2-Dichloroethane (EDC)	<100
1,1,1-Trichloroethane	<100
Trichloroethene	9,500
Tetrachloroethene	<100

Analysis For Volatile Compounds By EPA Method 8260C

Client Sample ID:	01MW96-20090708	Client:	Sound Environmental Strategies
Date Received:	07/08/09	Project:	TOC_01-600_20090708 WORFDB2
Date Extracted:	07/08/09	Lab ID:	907076-11
Date Analyzed:	07/09/09	Data File:	070855.D
Matrix:	Water	Instrument:	GCMS4
Units:	ug/L (ppb)	Operator:	MB

Surrogates:	% Recovery:	Lower Limit:	Upper Limit:
1,2-Dichloroethane-d4	97	63	127
Toluene-d8	99	60	129
4-Bromofluorobenzene	94	51	145

Compounds:	Concentration ug/L (ppb)
Vinyl chloride	100
Chloroethane	<1
1,1-Dichloroethene	7.7
Methylene chloride	<5 jl, ca
trans-1,2-Dichloroethene	3.8
1,1-Dichloroethane	<1
cis-1,2-Dichloroethene	440 ve
1,2-Dichloroethane (EDC)	8.0 ca
1,1,1-Trichloroethane	<1
Trichloroethene	11,000 ve
Tetrachloroethene	<1

Analysis For Volatile Compounds By EPA Method 8260C

Client Sample ID:	01MW96-20090708	Client:	Sound Environmental Strategies
Date Received:	07/08/09	Project:	TOC_01-600_20090708 WORFDB2
Date Extracted:	07/17/09	Lab ID:	907076-11 1/100
Date Analyzed:	07/18/09	Data File:	071720.D
Matrix:	Water	Instrument:	GCMS5
Units:	ug/L (ppb)	Operator:	MB

Surrogates:	% Recovery:	Lower Limit:	Upper Limit:
1,2-Dichloroethane-d4	103	65	127
Toluene-d8	102	69	127
4-Bromofluorobenzene	101	77	156

Compounds:	Concentration ug/L (ppb)
Vinyl chloride	80
Chloroethane	<100
1,1-Dichloroethene	<100
Methylene chloride	<500
trans-1,2-Dichloroethene	<100
1,1-Dichloroethane	<100
cis-1,2-Dichloroethene	470
1,2-Dichloroethane (EDC)	<100
1,1,1-Trichloroethane	<100
Trichloroethene	9,500
Tetrachloroethene	<100

Analysis For Volatile Compounds By EPA Method 8260C

Client Sample ID:	Method Blank	Client:	Sound Environmental Strategies
Date Received:	NA	Project:	TOC_01-600_20090708 WORFDB2
Date Extracted:	07/08/09	Lab ID:	090957 mb
Date Analyzed:	07/09/09	Data File:	070839.D
Matrix:	Water	Instrument:	GCMS4
Units:	ug/L (ppb)	Operator:	MB

Surrogates:	% Recovery:	Lower Limit:	Upper Limit:
1,2-Dichloroethane-d4	100	63	127
Toluene-d8	93	60	129
4-Bromofluorobenzene	92	51	145

Compounds:	Concentration ug/L (ppb)
Vinyl chloride	<1
Chloroethane	<1
1,1-Dichloroethene	<1
Methylene chloride	<5 jl, ca
trans-1,2-Dichloroethene	<1
1,1-Dichloroethane	<1
cis-1,2-Dichloroethene	<1
1,2-Dichloroethane (EDC)	<1
1,1,1-Trichloroethane	<1
Trichloroethene	<1
Tetrachloroethene	<1

Analysis For Volatile Compounds By EPA Method 8260C

Client Sample ID:	Method Blank	Client:	Sound Environmental Strategies
Date Received:	NA	Project:	TOC_01-600_20090708 WORFDB2
Date Extracted:	07/09/09	Lab ID:	090958 mb
Date Analyzed:	07/09/09	Data File:	070908.D
Matrix:	Water	Instrument:	GCMS4
Units:	ug/L (ppb)	Operator:	MB

Surrogates:	% Recovery:	Lower Limit:	Upper Limit:
1,2-Dichloroethane-d4	101	63	127
Toluene-d8	95	60	129
4-Bromofluorobenzene	93	51	145

Compounds:	Concentration ug/L (ppb)
Vinyl chloride	<0.2
Chloroethane	<1
1,1-Dichloroethene	<1
Methylene chloride	5.0 lc jl
trans-1,2-Dichloroethene	<1
1,1-Dichloroethane	<1
cis-1,2-Dichloroethene	<1
1,2-Dichloroethane (EDC)	<1
1,1,1-Trichloroethane	<1
Trichloroethene	<1
Tetrachloroethene	<1

Analysis For Volatile Compounds By EPA Method 8260C

Client Sample ID:	Method Blank	Client:	Sound Environmental Strategies
Date Received:	NA	Project:	TOC_01-600_20090708 WORFDB2
Date Extracted:	07/17/09	Lab ID:	090968 mb
Date Analyzed:	07/18/09	Data File:	071717.D
Matrix:	Water	Instrument:	GCMS5
Units:	ug/L (ppb)	Operator:	MB

Surrogates:	% Recovery:	Lower Limit:	Upper Limit:
1,2-Dichloroethane-d4	103	65	127
Toluene-d8	101	69	127
4-Bromofluorobenzene	100	77	156

Compounds:	Concentration ug/L (ppb)
Vinyl chloride	<0.2
Chloroethane	<1
1,1-Dichloroethene	<1
Methylene chloride	<5
trans-1,2-Dichloroethene	<1
1,1-Dichloroethane	<1
cis-1,2-Dichloroethene	<1
1,2-Dichloroethane (EDC)	<1
1,1,1-Trichloroethane	<1
Trichloroethene	<1
Tetrachloroethene	<1

Date of Report: 07/22/09
Date Received: 07/08/09
Project: TOC_01-600_20090708 WORFDB2, F&BI 907076

QUALITY ASSURANCE RESULTS FOR THE ANALYSIS OF WATER SAMPLES FOR BENZENE, TOLUENE, ETHYLBENZENE, XYLENES, AND TPH AS GASOLINE USING EPA METHOD 8021B AND NWTPH-Gx

Laboratory Code: 907076-01 (Duplicate)

Analyte	Reporting Units	Sample Result	Duplicate Result	Relative Percent Difference (Limit 20)
Benzene	ug/L (ppb)	<1	<1	nm
Toluene	ug/L (ppb)	<1	<1	nm
Ethylbenzene	ug/L (ppb)	<1	<1	nm
Xylenes	ug/L (ppb)	<3	<3	nm
Gasoline	ug/L (ppb)	<100	<100	nm

Laboratory Code: Laboratory Control Sample

Analyte	Reporting Units	Spike Level	Percent Recovery LCS	Acceptance Criteria
Benzene	ug/L (ppb)	50	101	65-118
Toluene	ug/L (ppb)	50	100	72-122
Ethylbenzene	ug/L (ppb)	50	99	73-126
Xylenes	ug/L (ppb)	150	101	74-118
Gasoline	ug/L (ppb)	1,000	98	69-134

Date of Report: 07/22/09
Date Received: 07/08/09
Project: TOC_01-600_20090708 WORFDB2, F&BI 907076

QUALITY ASSURANCE RESULTS FOR THE ANALYSIS OF WATER SAMPLES FOR TOTAL PETROLEUM HYDROCARBONS AS DIESEL EXTENDED USING METHOD NWTPH-Dx

Laboratory Code: Laboratory Control Sample

Analyte	Reporting Units	Spike Level	Percent Recovery LCS	Percent Recovery LCSD	Acceptance Criteria	RPD (Limit 20)
Diesel Extended	ug/L (ppb)	2,500	107	100	71-131	7

Date of Report: 07/22/09
Date Received: 07/08/09
Project: TOC_01-600_20090708 WORFDB2, F&BI 907076

QUALITY ASSURANCE RESULTS FOR THE ANALYSIS OF WATER SAMPLES FOR VOLATILES BY EPA METHOD 8260C

Laboratory Code: 907049-11 (Duplicate)

Analyte	Reporting Units	Sample Result	Duplicate Result	Relative Percent Difference (Limit 20)
Vinyl chloride	ug/L (ppb)	<0.2	<0.2	nm
Chloroethane	ug/L (ppb)	<1	<1	nm
1,1-Dichloroethene	ug/L (ppb)	<1	<1	nm
Methylene chloride	ug/L (ppb)	<5	<5	nm
trans-1,2-Dichloroethene	ug/L (ppb)	<1	<1	nm
1,1-Dichloroethane	ug/L (ppb)	<1	<1	nm
cis-1,2-Dichloroethene	ug/L (ppb)	<1	<1	nm
1,2-Dichloroethane (EDC)	ug/L (ppb)	<1	<1	nm
1,1,1-Trichloroethane	ug/L (ppb)	<1	<1	nm
Trichloroethene	ug/L (ppb)	<1	<1	nm
Tetrachloroethene	ug/L (ppb)	<1	<1	nm

Laboratory Code: Laboratory Control Sample

Analyte	Reporting Units	Spike Level	Percent Recovery LCS	Percent Recovery LCSD	Acceptance Criteria	RPD (Limit 20)
Vinyl chloride	ug/L (ppb)	50	75	79	64-134	5
Chloroethane	ug/L (ppb)	50	97	100	58-146	3
1,1-Dichloroethene	ug/L (ppb)	50	89	92	70-132	3
Methylene chloride	ug/L (ppb)	50	68 vo	70	70-124	3
trans-1,2-Dichloroethene	ug/L (ppb)	50	88	91	81-122	3
1,1-Dichloroethane	ug/L (ppb)	50	89	93	85-118	4
cis-1,2-Dichloroethene	ug/L (ppb)	50	93	98	82-122	5
1,2-Dichloroethane (EDC)	ug/L (ppb)	50	120	126	82-127	5
1,1,1-Trichloroethane	ug/L (ppb)	50	107	111	85-130	4
Trichloroethene	ug/L (ppb)	50	98	101	84-119	3
Tetrachloroethene	ug/L (ppb)	50	83	84	83-119	1

Date of Report: 07/22/09
Date Received: 07/08/09
Project: TOC_01-600_20090708 WORFDB2, F&BI 907076

QUALITY ASSURANCE RESULTS FOR THE ANALYSIS OF WATER SAMPLES FOR VOLATILES BY EPA METHOD 8260C

Laboratory Code: 907076-09 1/100 (Duplicate)

Analyte	Reporting Units	Sample Result	Duplicate Result	Relative Percent Difference (Limit 20)
Vinyl chloride	ug/L (ppb)	<20	<20	nm
Chloroethane	ug/L (ppb)	<100	<100	nm
1,1-Dichloroethene	ug/L (ppb)	<100	<100	nm
Methylene chloride	ug/L (ppb)	<500	<500	nm
trans-1,2-Dichloroethene	ug/L (ppb)	<100	<100	nm
1,1-Dichloroethane	ug/L (ppb)	<100	<100	nm
cis-1,2-Dichloroethene	ug/L (ppb)	<100	<100	nm
1,2-Dichloroethane (EDC)	ug/L (ppb)	<100	<100	nm
1,1,1-Trichloroethane	ug/L (ppb)	<100	<100	nm
Trichloroethene	ug/L (ppb)	13,000	13,000	0
Tetrachloroethene	ug/L (ppb)	<100	<100	nm

Laboratory Code: Laboratory Control Sample

Analyte	Reporting Units	Spike Level	Percent Recovery LCS	Percent Recovery LCSD	Acceptance Criteria	RPD (Limit 20)
Vinyl chloride	ug/L (ppb)	50	113	121	64-134	7
Chloroethane	ug/L (ppb)	50	119	127	58-146	7
1,1-Dichloroethene	ug/L (ppb)	50	99	105	70-132	6
Methylene chloride	ug/L (ppb)	50	65 vo	71	70-124	9
trans-1,2-Dichloroethene	ug/L (ppb)	50	92	99	81-122	7
1,1-Dichloroethane	ug/L (ppb)	50	91	96	85-118	5
cis-1,2-Dichloroethene	ug/L (ppb)	50	93	99	82-122	6
1,2-Dichloroethane (EDC)	ug/L (ppb)	50	118	126	82-127	7
1,1,1-Trichloroethane	ug/L (ppb)	50	106	114	85-130	7
Trichloroethene	ug/L (ppb)	50	97	103	84-119	6
Tetrachloroethene	ug/L (ppb)	50	84	85	83-119	1

Date of Report: 07/22/09
Date Received: 07/08/09
Project: TOC_01-600_20090708 WORFDB2, F&BI 907076

QUALITY ASSURANCE RESULTS FOR THE ANALYSIS OF WATER SAMPLES FOR VOLATILES BY EPA METHOD 8260C

Laboratory Code: 907158-03 (Duplicate)

Analyte	Reporting Units	Sample Result	Duplicate Result	Relative Percent Difference (Limit 20)
Vinyl chloride	ug/L (ppb)	<0.2	<0.2	nm
Chloroethane	ug/L (ppb)	<1	<1	nm
1,1-Dichloroethene	ug/L (ppb)	<1	<1	nm
Methylene chloride	ug/L (ppb)	<5	<5	nm
trans-1,2-Dichloroethene	ug/L (ppb)	<1	<1	nm
1,1-Dichloroethane	ug/L (ppb)	<1	<1	nm
cis-1,2-Dichloroethene	ug/L (ppb)	<1	<1	nm
1,2-Dichloroethane (EDC)	ug/L (ppb)	<1	<1	nm
1,1,1-Trichloroethane	ug/L (ppb)	<1	<1	nm
Trichloroethene	ug/L (ppb)	<1	<1	nm
Tetrachloroethene	ug/L (ppb)	<1	<1	nm

Laboratory Code: Laboratory Control Sample

Analyte	Reporting Units	Spike Level	Percent Recovery LCS	Percent Recovery LCSD	Acceptance Criteria	RPD (Limit 20)
Vinyl chloride	ug/L (ppb)	50	94	106	53-131	12
Chloroethane	ug/L (ppb)	50	88	95	52-127	8
1,1-Dichloroethene	ug/L (ppb)	50	94	106	68-131	12
Methylene chloride	ug/L (ppb)	50	88	96	56-136	9
trans-1,2-Dichloroethene	ug/L (ppb)	50	93	102	71-128	9
1,1-Dichloroethane	ug/L (ppb)	50	95	102	74-118	7
cis-1,2-Dichloroethene	ug/L (ppb)	50	94	102	74-126	8
1,2-Dichloroethane (EDC)	ug/L (ppb)	50	94	101	77-118	7
1,1,1-Trichloroethane	ug/L (ppb)	50	96	104	77-123	8
Trichloroethene	ug/L (ppb)	50	92	98	74-119	6
Tetrachloroethene	ug/L (ppb)	50	95	101	86-121	6

Data Qualifiers & Definitions

a - The analyte was detected at a level less than five times the reporting limit. The RPD results may not provide reliable information on the variability of the analysis.

A1 – More than one compound of similar molecule structure was identified with equal probability.

b - The analyte was spiked at a level that was less than five times that present in the sample. Matrix spike recoveries may not be meaningful.

ca - The calibration results for this range fell outside of acceptance criteria. The value reported is an estimate.

c - The presence of the analyte indicated may be due to carryover from previous sample injections.

d - The sample was diluted. Detection limits may be raised due to dilution.

ds - The sample was diluted. Detection limits are raised due to dilution and surrogate recoveries may not be meaningful.

dv - Insufficient sample was available to achieve normal reporting limits and limits are raised accordingly.

fb - The analyte indicated was found in the method blank. The result should be considered an estimate.

fc – The compound is a common laboratory and field contaminant.

hr - The sample and duplicate were reextracted and reanalyzed. RPD results were still outside of control limits. The variability is attributed to sample inhomogeneity.

ht - The sample was extracted outside of holding time. Results should be considered estimates.

ip - Recovery fell outside of normal control limits. Compounds in the sample matrix interfered with the quantitation of the analyte.

j – The result is below normal reporting limits. The value reported is an estimate.

J - The internal standard associated with the analyte is out of control limits. The reported concentration is an estimate.

jl - The analyte result in the laboratory control sample is out of control limits. The reported concentration should be considered an estimate.

jr - The rpd result in laboratory control sample associated with the analyte is out of control limits. The reported concentration should be considered an estimate.

js - The surrogate associated with the analyte is out of control limits. The reported concentration should be considered an estimate.

lc - The presence of the compound indicated is likely due to laboratory contamination.

L - The reported concentration was generated from a library search.

nm - The analyte was not detected in one or more of the duplicate analyses. Therefore, calculation of the RPD is not applicable.

pc – The sample was received in a container not approved by the method. The value reported should be considered an estimate.

pr – The sample was received with incorrect preservation. The value reported should be considered an estimate.

ve - The value reported exceeded the calibration range established for the analyte. The reported concentration should be considered an estimate.

vo - The value reported fell outside the control limits established for this analyte.

x - The pattern of peaks present is not indicative of diesel.

y - The pattern of peaks present is not indicative of motor oil.

2930 Westlake Ave N Suite 100
Seattle, WA 98109
T: (206) 352-3790
F: (206) 352-7178
info@fremontanalytical.com

RECEIVED
JUL 21 2009

Friedman and Bruya
Attn: Michael Erdahl
3012 16th Ave W.
Seattle, WA 98119

RE: 907076
Fremont Project No: CHM090709-2
Friedman and Bruya Project No: H-1915

July 16th, 2009

Michael:

Enclosed are the analytical results for the ***907062*** water samples picked up by Fremont Analytical on July 9th, 2009.

The samples were received in good condition – in the proper containers, properly sealed, labeled and within holding time. The samples were contained in 6 – 500mL HDPE bottles and 8 – 40mL VOAs. The samples were analyzed and stored in a refrigeration unit at the USEPA-recommended temperature of 4°C ± 2°C.

Examination of these samples was conducted for the presence of the following:

- ***Dissolved Gases (Methane, Ethane & Ethene) by RSK-175***
- ***Nitrate and Sulfate by EPA Method 300.0***

These applications were performed under Washington State Department of Ecology accreditation parameters. All appropriate Quality Assurance / Quality Control method parameters have been applied.

Please contact the laboratory if you should have any questions about the report.

Thank you for using Fremont Analytical.

Sincerely,

Michael Dee
Sr. Chemist / Principal
mikedee@fremontanalytical.com

Fremont Analytical

2930 Westlake Ave . N., Suite 100
Seattle, WA 98109

T: 206.352.3790
F: 206-352-7178
email: info@fremontanalytical.com

Analysis of Dissolved Gases by RSK-175

Project: 907062
Client: Friedman & Bruya, Inc.
Client Project #: H-1915
Lab Project #: CHM090709-2

RSK-175 (mg/L)	MRL	Method Blank	LCS	01MW44-20090708	Duplicate 01MW44-20090708	RPD %
Date Extracted		7/15/09	7/15/09	7/15/09	7/15/09	
Date Analyzed		7/15/09	7/15/09	7/15/09	7/15/09	
Matrix				Water	Water	
Methane	0.005	nd	98%	**0.27**	**0.27**	1%
Ethane	0.005	nd	106%	nd	nd	
Ethene	0.005	nd	99%	nd	nd	

"nd" Indicates not detected at listed reporting limits
"int" Indicates that interference prevents determination
* Instrument Detection Limit
"J" Indicates estimated value
"MRL" Indicates Method Reporting Limit
"LCS" Indicates Laboratory Control Sample
"RPD" Indicates Relative Percent Difference

Acceptable RPD is determined to be less than 30%
Acceptable Recovery Limits:
LCS, LCSD = 80% to 120%
Spike Concentration = 100 PPMV

Fremont Analytical

2930 Westlake Ave . N., Suite 100
Seattle, WA 98109

T: 206.352.3790
F: 206-352-7178
email: info@fremontanalytical.com

Analysis of Dissolved Gases by RSK-175

Project: 907062
Client: Friedman & Bruya, Inc.
Client Project #: H-1915
Lab Project #: CHM090709-2

RSK-175 (mg/L)	MRL	01MW63-20090708
Date Extracted		7/15/09
Date Analyzed		7/15/09
Matrix		Water
Methane	0.005	**0.23**
Ethane	0.005	nd
Ethene	0.005	nd

"nd" Indicates not detected at listed reporting limits
"int" Indicates that interference prevents determination
* Instrument Detection Limit
"J" Indicates estimated value
"MRL" Indicates Method Reporting Limit
"LCS" Indicates Laboratory Control Sample
"RPD" Indicates Relative Percent Difference

Acceptable RPD is determined to be less than 30%
Acceptable Recovery Limits:
LCS, LCSD = 80% to 120%
Spike Concentration = 100 PPMV

Fremont Analytical

2930 Westlake Ave. N., Suite 100
Seattle, WA 98109

T: 206.352.3790
F: 206.352.7178
email: info@fremontanalytical.com

Ion Chromatography by EPA Method 300.0

Project: 907076
Client: Friedman & Bruya, Inc.
Client Project #: H-1915
Lab Project #: CHM090709-2

EPA Method 300.0 (mg/L)	MRL	Method Blank	LCS	01MW44-20090708	01MW63-20090708
Date Analyzed		7/9/09	7/9/09	7/9/09	7/9/09
Matrix				Water	Water
Nitrate (NO_3)	0.1	nd	112%	nd	nd
Sulfate (SO_4)	0.1	nd	107%	**36**	**12**

"nd" Indicates no detection at the listed reporting limits
"int" Indicates that interference prevents determination
"J" Indicates estimated value
"MRL" Indicates Method Reporting Limit
"LCS" Indicates Laboratory Control Sample
"MS" Indicates Matrix Spike
"MSD" Indicates Matrix Spike Duplicate
"RPD" Indicates Relative Percent Difference

Acceptable RPD is determined to be less than 30%
Acceptable Recovery Limits:
LCS, LCSD, MS, MSD: 65% to 135%
Spike Concentrations:
NO_3 = 1.0 mg/L
SO_4 = 7.5 mg/L

Fremont Analytical

2930 Westlake Ave. N., Suite 100
Seattle, WA 98109

T: 206.352.3790
F: 206.352.7178
email: info@fremontanalytical.com

Ion Chromatography by EPA Method 300.0

Project: 907076
Client: Friedman & Bruya, Inc.
Client Project #: H-1915
Lab Project #: CHM090709-2

EPA Method 300.0 (mg/L)	MRL	QA Batch 090709-2-3	QA Duplicate Batch 090709-2-3	RPD %	MS Batch 090709-2-3	MSD Batch 090709-2-3	RPD %
Date Analyzed		7/9/09	7/9/09		7/9/09	7/9/09	
Matrix		Water	Water		Water	Water	
Nitrate (NO_3)	0.1	nd	nd		114%	113%	1%
Sulfate (SO_4)	0.1	**12**	**12**	2%	92%	93%	1%

"nd" Indicates no detection at the listed reporting limits
"int" Indicates that interference prevents determination
"J" Indicates estimated value
"MRL" Indicates Method Reporting Limit
"LCS" Indicates Laboratory Control Sample
"MS" Indicates Matrix Spike
"MSD" Indicates Matrix Spike Duplicate
"RPD" Indicates Relative Percent Difference

Acceptable RPD is determined to be less than 30%
Acceptable Recovery Limits:
LCS, LCSD, MS, MSD: 65% to 135%
Spike Concentrations:
NO_3 = 1.0 mg/L
SO_4 = 7.5 mg/L

SUBCONTRACT SAMPLE CHAIN OF CUSTODY

Send Report To: Michael Erdahl
Company: Friedman and Bruya, Inc
Address: 3012 16th Ave W
City, State, ZIP: Seattle, WA 98119
Phone #: (206) 285-8282 Fax #: (206) 283-5044

SUBCONTRACTER: Fremont
PROJECT NAME/NO: 907076
PO #: 11915
REMARKS: Please Email Results merdahl@friedmanandbruya.com

Page # 1 of 1

TURNAROUND TIME
[X] Standard (2 Weeks)
[ ] RUSH
Rush charges authorized by:

SAMPLE DISPOSAL
[ ] Dispose after 30 days
[ ] Return samples
[ ] Will call with instructions

Sample ID	Lab ID	Date Sampled	Time Sampled	Matrix	# of jars	ANALYSES REQUESTED: Oil and Grease	EPH	VPH	Nitrate	Sulfate	Alkalinity	Dissolved Gases Methane, Ethane, Ethene				Notes
01MW44-20090706		7/8/09	10:44	W	4				X	X		X				
01MW63-20090708		"	12:53	"	"				X	X		X				
01MW96-20090708		"	13:05	"	"				X	X		X				

	SIGNATURE	PRINT NAME	COMPANY	DATE	TIME
Relinquished by		Michael Erdahl	Friedman & Bruya	7/9/09	8:45
Received by		Caitlyn Frazier	Fremont Analytical	7/9/09	1130
Relinquished by					
Received by					

Friedman & Bruya, Inc.
3012 16th Avenue West
Seattle, WA 98119-2029
Ph. (206) 285-8282
Fax (206) 283-5044

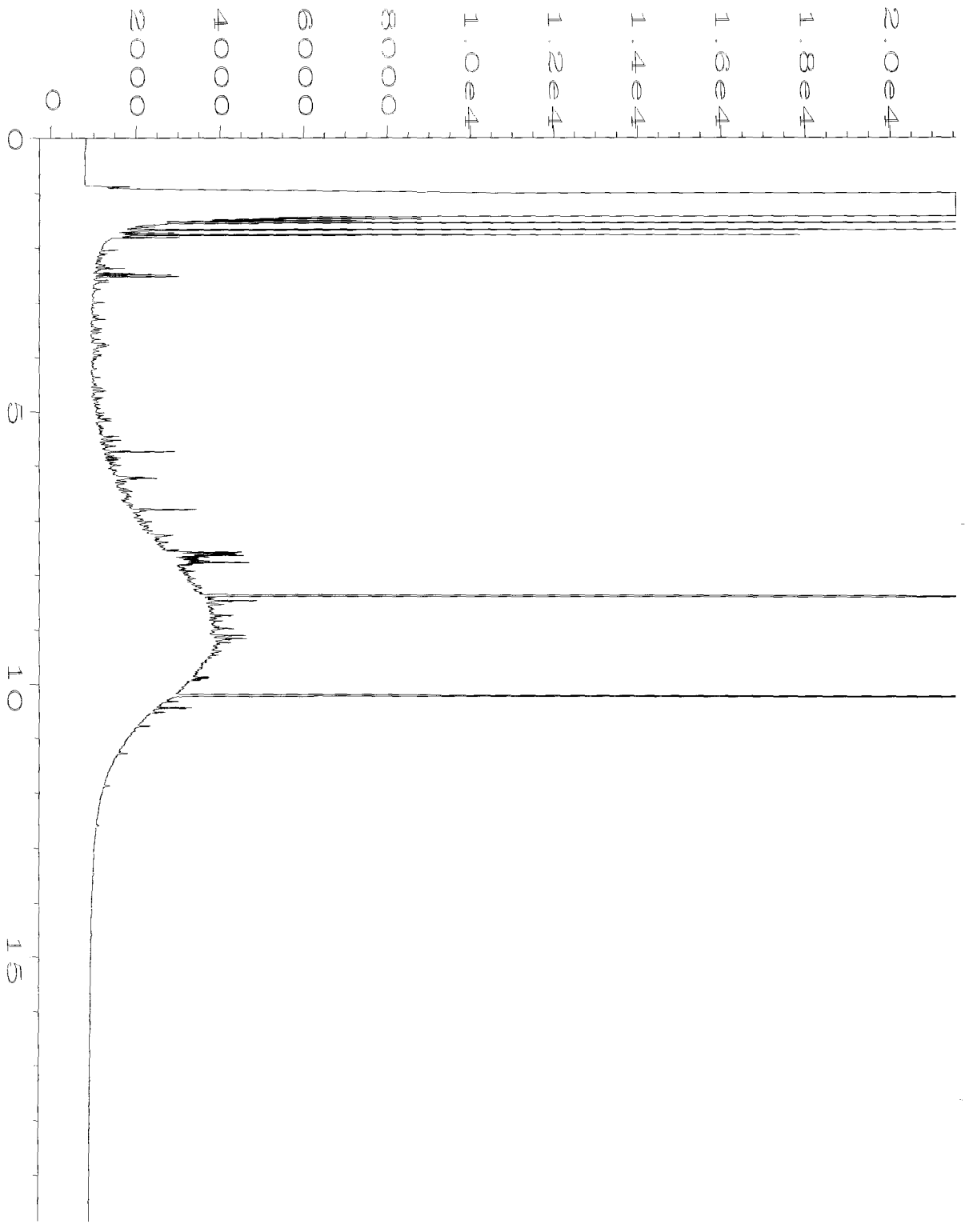

Data File Name : C:\HPCHEM\4\DATA\07-10-09\009F0501.D
Operator : ay
Instrument : GC#4
Sample Name : 907076-01
Run Time Bar Code:
Acquired on : 10 Jul 09 02:23 PM
Report Created on: 13 Jul 09 02:08 PM

Page Number : 1
Vial Number : 9
Injection Number : 1
Sequence Line : 5
Instrument Method: TPHD.MTH
Analysis Method : TPHD.MTH



Data File Name : C:\HPCHEM\4\DATA\07-10-09\010F0501.D
Operator : ay
Instrument : GC#4
Sample Name : 907076-02
Run Time Bar Code:
Acquired on : 10 Jul 09 02:51 PM
Report Created on: 13 Jul 09 02:08 PM

Page Number : 1
Vial Number : 10
Injection Number : 1
Sequence Line : 5
Instrument Method: TPHD.MTH
Analysis Method : TPHD.MTH



Data File Name : C:\HPCHEM\4\DATA\07-10-09\011F0501.D
Operator : ay
Instrument : GC#4
Sample Name : 907076-03
Run Time Bar Code:
Acquired on : 10 Jul 09 03:19 PM
Report Created on: 13 Jul 09 02:08 PM

Page Number : 1
Vial Number : 11
Injection Number : 1
Sequence Line : 5
Instrument Method: TPHD.MTH
Analysis Method : TPHD.MTH

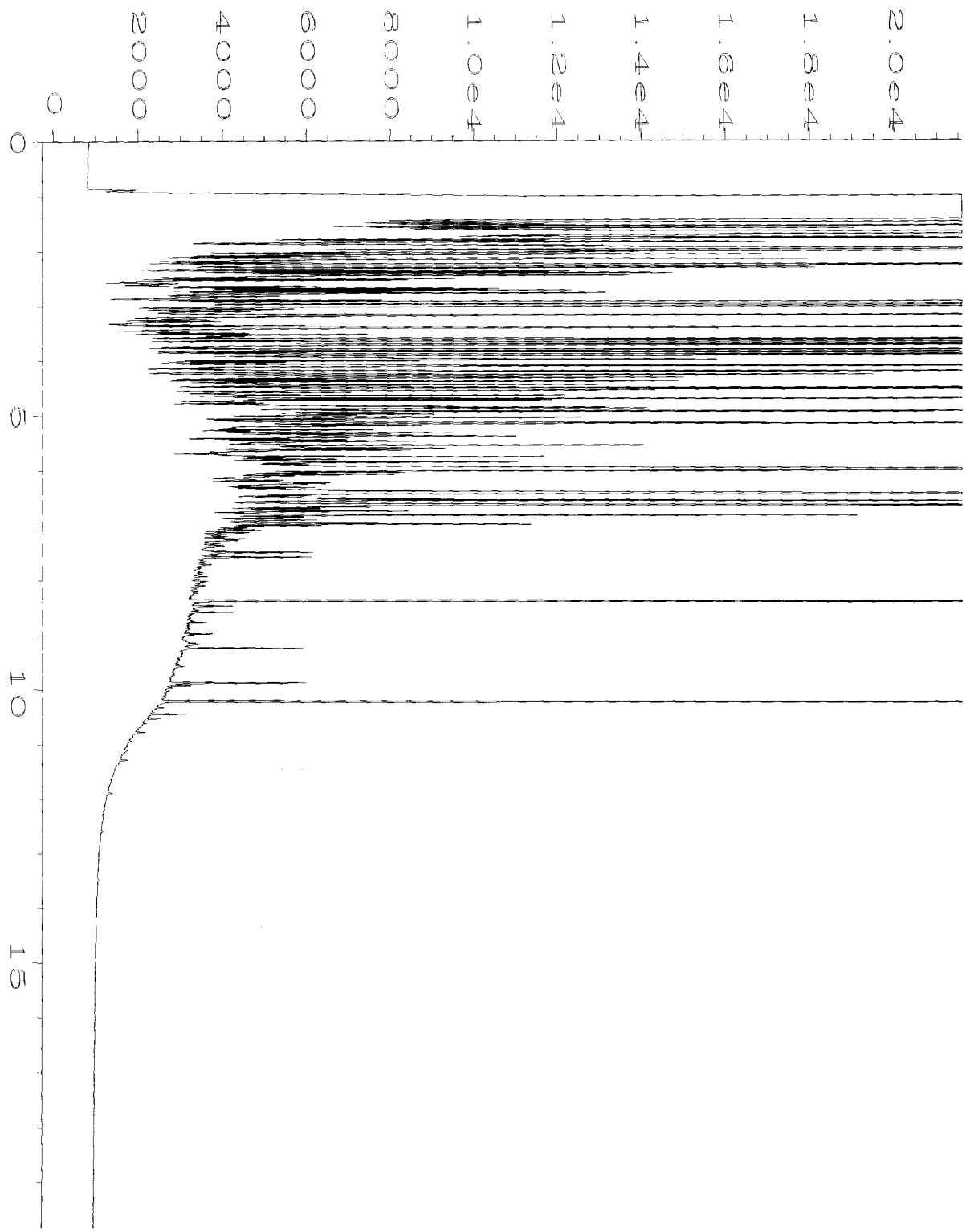

Data File Name : C:\HPCHEM\4\DATA\07-10-09\012F0501.D
Operator : ay
Instrument : GC#4
Sample Name : 907076-04
Run Time Bar Code:
Acquired on : 10 Jul 09 03:47 PM
Report Created on: 13 Jul 09 02:08 PM

Page Number : 1
Vial Number : 12
Injection Number : 1
Sequence Line : 5
Instrument Method: TPHD.MTH
Analysis Method : TPHD.MTH



Data File Name : C:\HPCHEM\4\DATA\07-10-09\013F0501.D
Operator : ay
Instrument : GC#4
Sample Name : 907076-05
Run Time Bar Code:
Acquired on : 10 Jul 09 04:15 PM
Report Created on: 13 Jul 09 02:09 PM

Page Number : 1
Vial Number : 13
Injection Number : 1
Sequence Line : 5
Instrument Method: TPHD.MTH
Analysis Method : TPHD.MTH

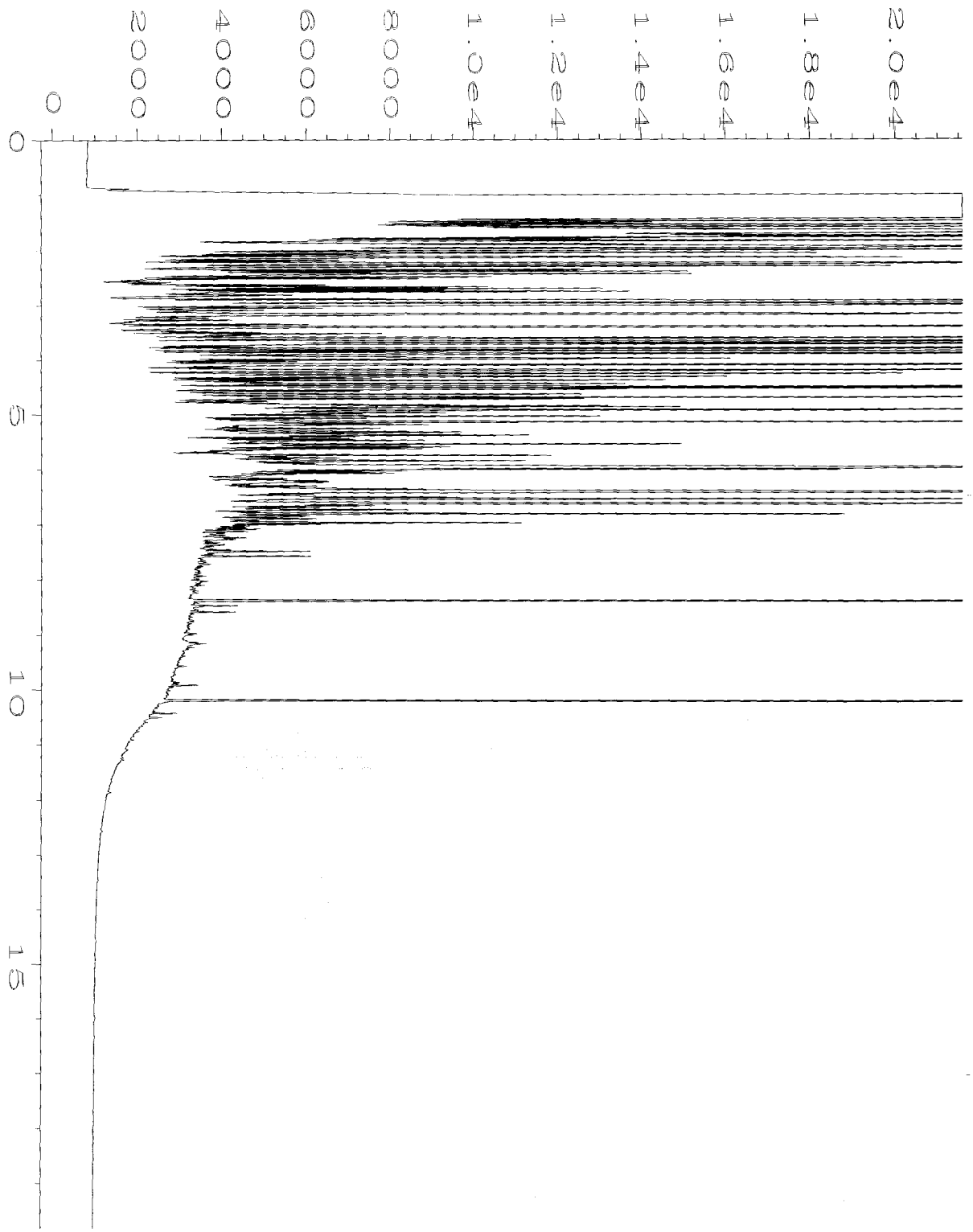

Data File Name	: C:\HPCHEM\4\DATA\07-10-09\014F0501.D		
Operator	: ay	Page Number	: 1
Instrument	: GC#4	Vial Number	: 14
Sample Name	: 907076-06	Injection Number	: 1
Run Time Bar Code:		Sequence Line	: 5
Acquired on	: 10 Jul 09 04:43 PM	Instrument Method	: TPHD.MTH
Report Created on	: 13 Jul 09 02:09 PM	Analysis Method	: TPHD.MTH



Data File Name	: C:\HPCHEM\4\DATA\07-10-09\015F0501.D		
Operator	: ay	Page Number	: 1
Instrument	: GC#4	Vial Number	: 15
Sample Name	: 907076-07	Injection Number	: 1
Run Time Bar Code:		Sequence Line	: 5
Acquired on	: 10 Jul 09 05:11 PM	Instrument Method	: TPHD.MTH
Report Created on	: 13 Jul 09 02:09 PM	Analysis Method	: TPHD.MTH

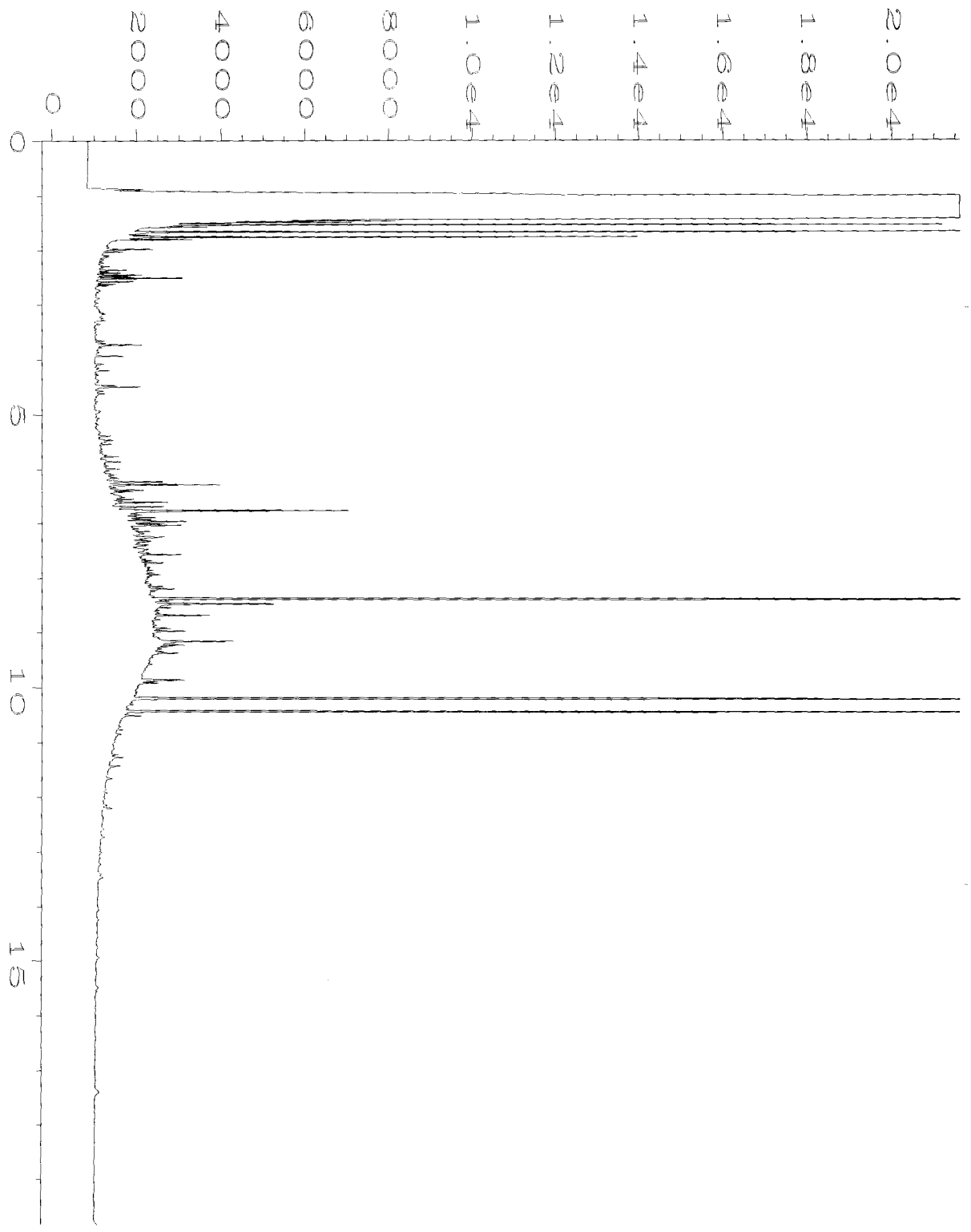

Data File Name : C:\HPCHEM\4\DATA\07-10-09\016F0801.D
Operator : ay
Instrument : GC#4
Sample Name : 907076-08
Run Time Bar Code:
Acquired on : 10 Jul 09 06:42 PM
Report Created on: 13 Jul 09 02:09 PM

Page Number : 1
Vial Number : 16
Injection Number : 1
Sequence Line : 8
Instrument Method: TPHD.MTH
Analysis Method : TPHD.MTH



Data File Name : C:\HPCHEM\4\DATA\07-10-09\017F0801.D
Operator : ay
Instrument : GC#4
Sample Name : 907076-09
Run Time Bar Code:
Acquired on : 10 Jul 09 07:05 PM
Report Created on: 13 Jul 09 02:09 PM

Page Number : 1
Vial Number : 17
Injection Number : 1
Sequence Line : 8
Instrument Method: TPHD.MTH
Analysis Method : TPHD.MTH

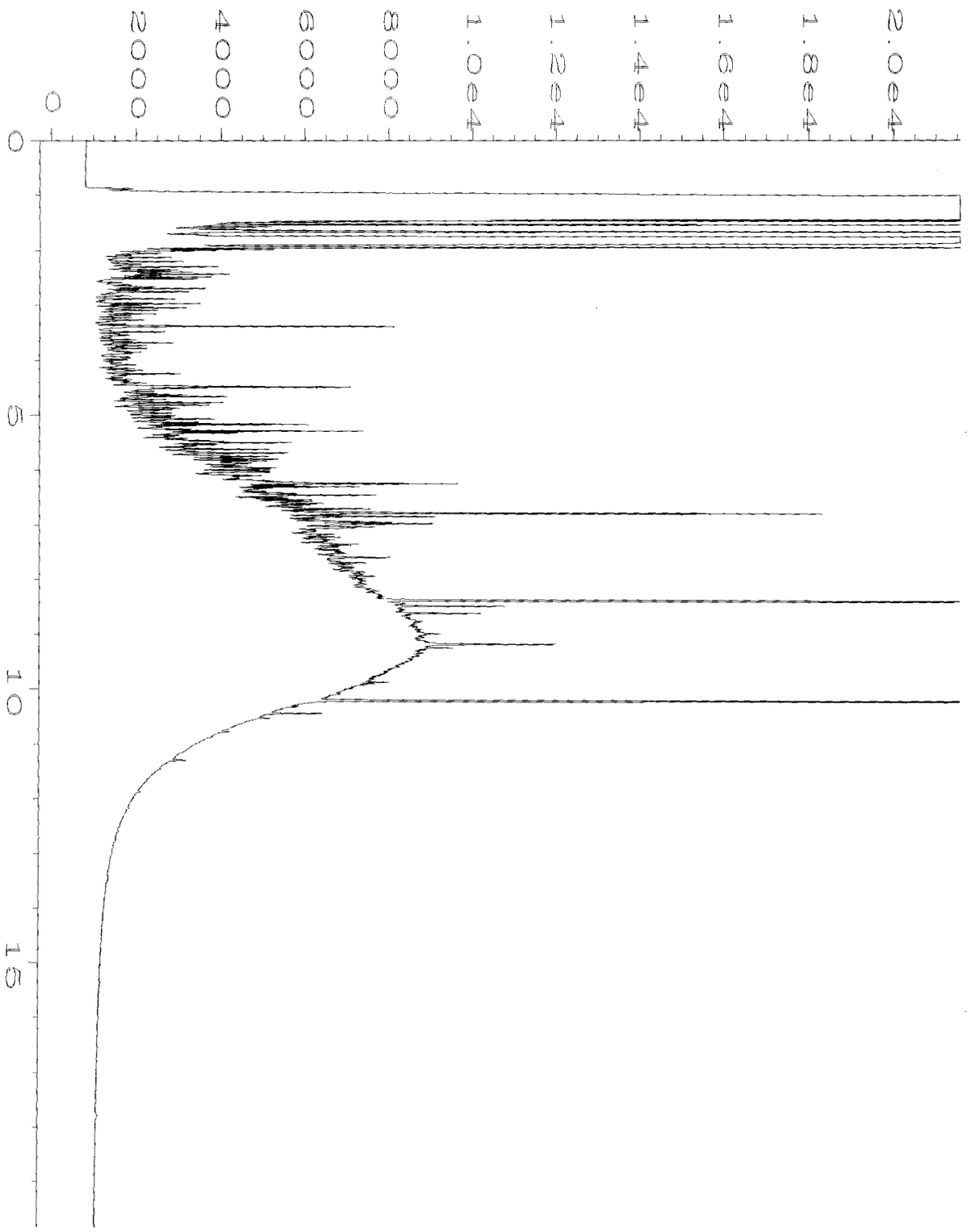

Data File Name : C:\HPCHEM\4\DATA\07-10-09\018F0801.D
Operator : ay
Instrument : GC#4
Sample Name : 907076-10
Run Time Bar Code:
Acquired on : 10 Jul 09 07:33 PM
Report Created on: 13 Jul 09 02:10 PM

Page Number : 1
Vial Number : 18
Injection Number : 1
Sequence Line : 8
Instrument Method: TPHD.MTH
Analysis Method : TPHD.MTH

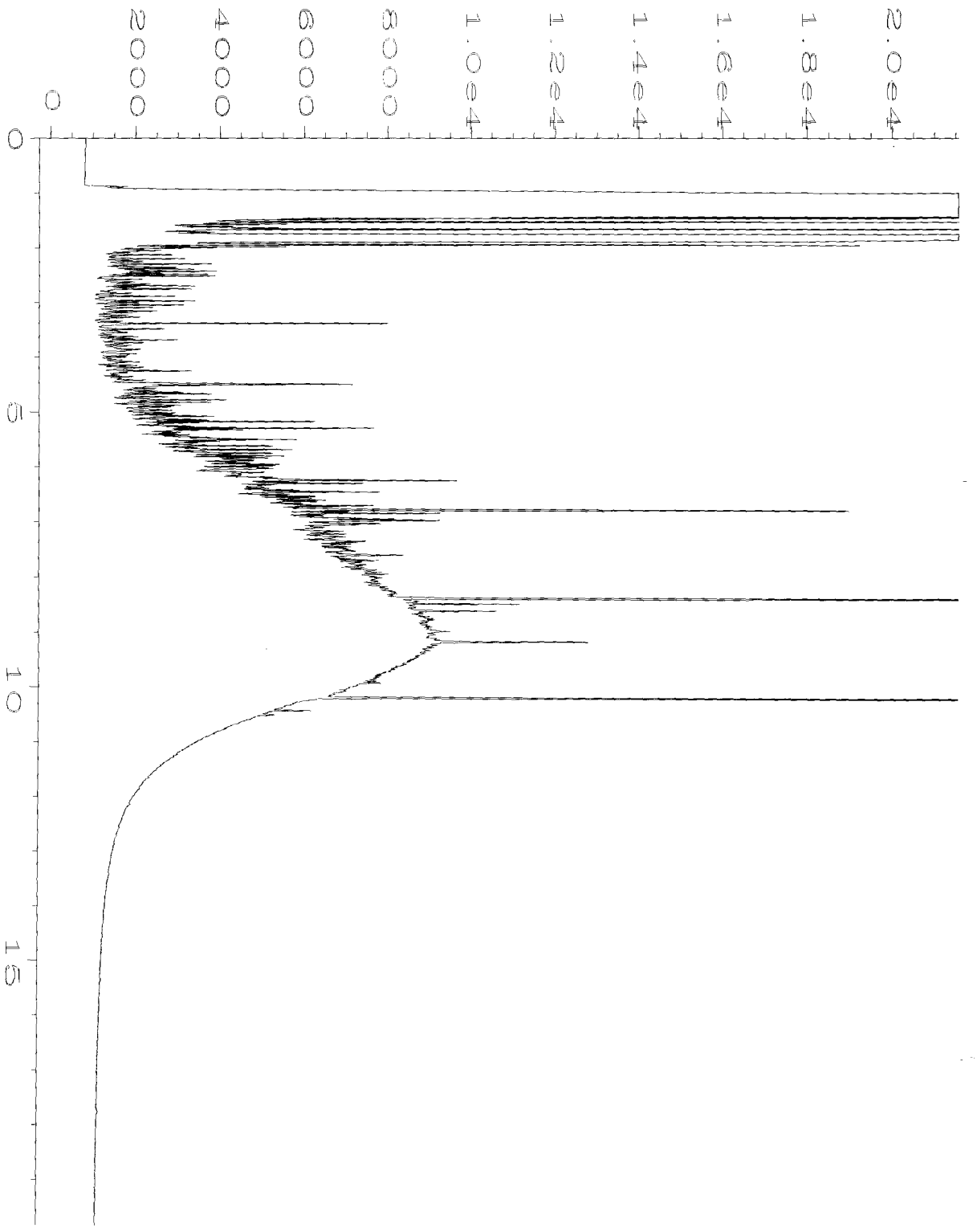

Data File Name : C:\HPCHEM\4\DATA\07-10-09\019F0801.D
Operator : ay
Instrument : GC#4
Sample Name : 907076-11
Run Time Bar Code:
Acquired on : 10 Jul 09 08:01 PM
Report Created on: 13 Jul 09 02:10 PM

Page Number : 1
Vial Number : 19
Injection Number : 1
Sequence Line : 8
Instrument Method: TPHD.MTH
Analysis Method : TPHD.MTH

907076

SAMPLE CHAIN OF CUSTODY

ME 07/08/09

V2/A05/AE6

Page # _____ of _____

Send Report To Tim Brown, cc: Erin Rothman

Company Sound Environmental Strategies

Address 2400 Airport Way S.

City, State, ZIP Seattle, WA 98134

Phone # 206.306.1900 Fax # 206.306.1907

SAMPLERS (signature)

PROJECT NAME/NO.: Seattle Terminal

PO #: 01-600

REMARKS

GEMS ⊗ Y / N

TURNAROUND TIME
⊗ Standard (2 Weeks)
□ RUSH _____
Rush charges authorized by: _____

SAMPLE DISPOSAL
⊗ Dispose after 30 days
□ Return samples
□ Will call with instructions

Sample ID	Sample Location	Sample Depth	Lab ID	Date Sampled	Time Sampled	Matrix	# of jars	NWTPH-Dx	NWTPH-Gx	BTEX by 8021B	CVOC's by 8260B	PCP by 8270	Nitrate by EPA 300.0	Sulfate by EPA 300.0	Methan, Ethene, Ethane by RSK 175	Notes
								ANALYSES REQUESTED								
01MW36-20090708	01MW36	19.8	01 A-D	7.8.09	0836	Water	4	X	X	X						
01MW32-20090709	01MW32	25.5	02 A-D	7.8.09	0913	Water	4	X	X	X						
02MW11-20090709	02MW11		03 A-D	7.8.09	1006	Water	4	X	X	X						
02MW97-20090709			04 A-D	7.8.09	1050	Water	4	X	X	X						Duplicate
02MW10-20090708	02MW10		05 A-D	7.8.09	1109	Water	4	X	X	X						
02MW12-20090708	02MW12		06 A-D	7.8.09	1210	Water	4	X	X	X						
MW06-20090709	MW06		07 A-F	7.8.09	1337	Water	6	X	X	X	X					
						Water										
						Water										
						Water										
						Water										
						Water										
						Water										

Friedman & Bruya, Inc.
3012 16th Avenue West
Seattle, WA 98119-2029
Ph. (206) 285-8282
Fax (206) 283-5044

	SIGNATURE	PRINT NAME	COMPANY	DATE	TIME
Relinquished by:		Jessica Brown	SES	7.8.09	1530
Received by:		Sheri Davis	SES	7/8/09	1530
Relinquished by:		Sheri Davis	SES	7/8/09	1630
Received by:		HONG NGUYEN	FBI	"	"

FORMS\COC\SESGEMSR1.DOC (Revision 1)

Samples received at 5 °C

907076

SAMPLE CHAIN OF CUSTODY ME 07/08/09

V2/A05/AI 6

Page # 1 of 1

Send Report To Tim Brown, cc: Erin Rothman

Company Sound Environmental Strategies

Address 2400 Airport Way S,

City, State, ZIP Seattle, WA 98134

Phone # 206.306.1900 Fax # 206.306.1907

SAMPLERS (signature)

PROJECT NAME/NO.: Seattle Terminal

PO #: 01-600

REMARKS

EIM ⊗ Y / N

TURNAROUND TIME
⊗ Standard (2 Weeks)
□ RUSH
Rush charges authorized by:

SAMPLE DISPOSAL
⊗ Dispose after 30 days
□ Return samples
□ Will call with instructions

Sample ID	Sample Location	Sample Depth	Lab ID	Date Sampled	Time Sampled	Matrix	# of jars	NWTPH-Dx	NWTPH-Gx	BTEX by 8021B	CVOC's by 8260B	PCP by 8270	Nitrate by EPA 300.0	Sulfate by EPA 300.0	Methan, Ethene, Ethane by RSK 175	Notes
								ANALYSES REQUESTED								
01MW15-20090708	01MW15	~26'	08 A-F	7/8/09	0920	Water	6	X	X	X	X					cancel * - per TB 7/14/09 ML
01MW44-20090708	01MW44	~26'	09 A-J		1044	Water	10	X	X	X	X		X	X	X	
01MW63-20090708	01MW63	~30'	10 A-J		1253	Water	10	X	X	X	X		X	X	X	
01MW96-20090708	[redacted]	[redacted]	11 AJ	↓	1305	Water	10	*	X	X	X		*	*	*	
						Water										
						Water										
						Water										
						Water										
						Water										
						Water										
						Water										
						Water										
						Water										

Friedman & Bruya, Inc.
3012 16th Avenue West
Seattle, WA 98119-2029
Ph. (206) 285-8282
Fax (206) 283-5044

	SIGNATURE	PRINT NAME	COMPANY	DATE	TIME
Relinquished by:		Sheri Davis	SES	7/8/09	1630
Received by:		HONE NGUYEN	FBI	"	"
Relinquished by:					
Received by:					

FORMS\COC\SESGEMSR1.DOC (Revision 1)

Samples received at 5 °C

FRIEDMAN & BRUYA, INC.

ENVIRONMENTAL CHEMISTS

James E. Bruya, Ph.D.
Charlene Morrow, M.S.
Yelena Aravkina, M.S.
Bradley T. Benson, B.S.
Kurt Johnson, B.S.

3012 16th Avenue West
Seattle, WA 98119-2029
TEL: (206) 285-8282
FAX: (206) 283-5044
e-mail: fbi@isomedia.com

February 3, 2010

Tim Brown, Project Manager
Sound Environmental Strategies Corporation
2400 Airport Way S., Suite 200
Seattle, WA 98134-2020

Dear Mr. Brown:

Included are the results from the testing of material submitted on January 25, 2010 from the TOC_01-600_20100125 WORFDB4, F&BI 001173 project. There are 11 pages included in this report. Any samples that may remain are currently scheduled for disposal in 30 days. If you would like us to return your samples or arrange for long term storage at our offices, please contact us as soon as possible.

We appreciate this opportunity to be of service to you and hope you will call if you should have any questions.

Sincerely,

FRIEDMAN & BRUYA, INC.



Michael Erdahl
Project Manager

Enclosures
c: Mark Chandler, Jessica Brown
SOU0203R.DOC

CASE NARRATIVE

This case narrative encompasses samples received on January 25, 2010 by Friedman & Bruya, Inc. from the Sound Environmental Strategies TOC_01-600_20100125 WORFDB4, F&BI 001173 project. Samples were logged in under the laboratory ID's listed below.

Laboratory ID	Sound Environmental Strategies
001173-01	02MW13-20100125
001173-02	02MW14-20100125
001173-03	02MW07-20100125

All quality control requirements were acceptable.

Date of Report: 02/03/10
Date Received: 01/25/10
Project: TOC_01-600_20100125 WORFDB4, F&BI 001173
Date Extracted: 01/26/10
Date Analyzed: 01/26/10

RESULTS FROM THE ANALYSIS OF THE WATER SAMPLES FOR BENZENE, TOLUENE, ETHYLBENZENE, XYLENES AND TPH AS GASOLINE USING EPA METHOD 8021B AND NWTPH-Gx

Results Reported as ug/L (ppb)

Sample ID Laboratory ID	Benzene	Toluene	Ethyl Benzene	Total Xylenes	Gasoline Range	Surrogate (% Recovery) (Limit 52-124)
02MW13-20100125 001173-01	<1	<1	<1	<3	<100	61
02MW14-20100125 001173-02	<1	<1	<1	<3	<100	55
02MW07-20100125 001173-03	<1	<1	<1	<3	<100	69
Method Blank	<1	<1	<1	<3	<100	60

Date of Report: 02/03/10
Date Received: 01/25/10
Project: TOC_01-600_20100125 WORFDB4, F&BI 001173
Date Extracted: 01/27/10
Date Analyzed: 01/27/10

RESULTS FROM THE ANALYSIS OF THE WATER SAMPLES FOR TOTAL PETROLEUM HYDROCARBONS AS DIESEL AND MOTOR OIL USING METHOD NWTPH-Dx

Results Reported as ug/L (ppb)

Sample ID Laboratory ID	Diesel Range (C_{10}-C_{25})	Motor Oil Range (C_{25}-C_{36})	Surrogate (% Recovery) (Limit 51-137)
02MW13-20100125 001173-01	87 x	320	99
02MW14-20100125 001173-02	<50	<250	105
02MW07-20100125 001173-03	63 x	<250	95
Method Blank	<50	<250	99

Analysis For Volatile Compounds By EPA Method 8260C

Client Sample ID:	02MW13-20100125	Client:	Sound Environmental Strategies
Date Received:	01/25/10	Project:	TOC_01-600_20100125 WORFDB4
Date Extracted:	01/27/10	Lab ID:	001173-01
Date Analyzed:	01/27/10	Data File:	012716.D
Matrix:	Water	Instrument:	GCMS5
Units:	ug/L (ppb)	Operator:	VM

Surrogates:	% Recovery:	Lower Limit:	Upper Limit:
1,2-Dichloroethane-d4	105	65	127
Toluene-d8	105	69	127
4-Bromofluorobenzene	107	77	156

Compounds:	Concentration ug/L (ppb)
Vinyl chloride	<0.2
Chloroethane	<1
1,1-Dichloroethene	<1
Methylene chloride	<5
trans-1,2-Dichloroethene	<1
1,1-Dichloroethane	<1
cis-1,2-Dichloroethene	<1
1,2-Dichloroethane (EDC)	<1
1,1,1-Trichloroethane	<1
Trichloroethene	<1
Tetrachloroethene	<1

Analysis For Volatile Compounds By EPA Method 8260C

Client Sample ID:	02MW14-20100125	Client:	Sound Environmental Strategies
Date Received:	01/25/10	Project:	TOC_01-600_20100125 WORFDB4
Date Extracted:	01/27/10	Lab ID:	001173-02
Date Analyzed:	01/27/10	Data File:	012717.D
Matrix:	Water	Instrument:	GCMS5
Units:	ug/L (ppb)	Operator:	VM

Surrogates:	% Recovery:	Lower Limit:	Upper Limit:
1,2-Dichloroethane-d4	99	65	127
Toluene-d8	100	69	127
4-Bromofluorobenzene	100	77	156

Compounds:	Concentration ug/L (ppb)
Vinyl chloride	<0.2
Chloroethane	<1
1,1-Dichloroethene	<1
Methylene chloride	<5
trans-1,2-Dichloroethene	<1
1,1-Dichloroethane	<1
cis-1,2-Dichloroethene	<1
1,2-Dichloroethane (EDC)	<1
1,1,1-Trichloroethane	<1
Trichloroethene	<1
Tetrachloroethene	<1

Analysis For Volatile Compounds By EPA Method 8260C

Client Sample ID:	Method Blank	Client:	Sound Environmental Strategies
Date Received:	Not Applicable	Project:	TOC_01-600_20100125 WORFDB4
Date Extracted:	01/27/10	Lab ID:	0000100 mb
Date Analyzed:	01/27/10	Data File:	012711.D
Matrix:	Water	Instrument:	GCMS5
Units:	ug/L (ppb)	Operator:	VM

Surrogates:	% Recovery:	Lower Limit:	Upper Limit:
1,2-Dichloroethane-d4	103	65	127
Toluene-d8	98	69	127
4-Bromofluorobenzene	100	77	156

Compounds:	Concentration ug/L (ppb)
Vinyl chloride	<0.2
Chloroethane	<1
1,1-Dichloroethene	<1
Methylene chloride	<5
trans-1,2-Dichloroethene	<1
1,1-Dichloroethane	<1
cis-1,2-Dichloroethene	<1
1,2-Dichloroethane (EDC)	<1
1,1,1-Trichloroethane	<1
Trichloroethene	<1
Tetrachloroethene	<1

Date of Report: 02/03/10
Date Received: 01/25/10
Project: TOC_01-600_20100125 WORFDB4, F&BI 001173

QUALITY ASSURANCE RESULTS FOR THE ANALYSIS OF WATER SAMPLES FOR BENZENE, TOLUENE, ETHYLBENZENE, XYLENES, AND TPH AS GASOLINE USING EPA METHOD 8021B AND NWTPH-Gx

Laboratory Code: 001170-01 (Duplicate)

Analyte	Reporting Units	Sample Result	Duplicate Result	Relative Percent Difference (Limit 20)
Benzene	ug/L (ppb)	<1	<1	nm
Toluene	ug/L (ppb)	<1	<1	nm
Ethylbenzene	ug/L (ppb)	<1	<1	nm
Xylenes	ug/L (ppb)	<3	<3	nm
Gasoline	ug/L (ppb)	<100	<100	nm

Laboratory Code: Laboratory Control Sample

Analyte	Reporting Units	Spike Level	Percent Recovery LCS	Acceptance Criteria
Benzene	ug/L (ppb)	50	84	65-118
Toluene	ug/L (ppb)	50	84	72-122
Ethylbenzene	ug/L (ppb)	50	83	73-126
Xylenes	ug/L (ppb)	150	85	74-118
Gasoline	ug/L (ppb)	1,000	109	69-134

Date of Report: 02/03/10
Date Received: 01/25/10
Project: TOC_01-600_20100125 WORFDB4, F&BI 001173

QUALITY ASSURANCE RESULTS FOR THE ANALYSIS OF WATER SAMPLES FOR TOTAL PETROLEUM HYDROCARBONS AS DIESEL EXTENDED USING METHOD NWTPH-Dx

Laboratory Code: Laboratory Control Sample

Analyte	Reporting Units	Spike Level	Percent Recovery LCS	Percent Recovery LCSD	Acceptance Criteria	RPD (Limit 20)
Diesel Extended	ug/L (ppb)	2,500	109	118	71-131	8

Date of Report: 02/03/10
Date Received: 01/25/10
Project: TOC_01-600_20100125 WORFDB4, F&BI 001173

QUALITY ASSURANCE RESULTS FOR THE ANALYSIS OF WATER SAMPLES FOR VOLATILES BY EPA METHOD 8260C

Laboratory Code: 001170-01 (Duplicate)

Analyte	Reporting Units	Sample Result	Duplicate Result	Relative Percent Difference (Limit 20)
Vinyl chloride	ug/L (ppb)	<0.2	<0.2	nm
Chloroethane	ug/L (ppb)	<1	<1	nm
1,1-Dichloroethene	ug/L (ppb)	<1	<1	nm
Methylene chloride	ug/L (ppb)	<5	<5	nm
trans-1,2-Dichloroethene	ug/L (ppb)	<1	<1	nm
1,1-Dichloroethane	ug/L (ppb)	<1	<1	nm
cis-1,2-Dichloroethene	ug/L (ppb)	<1	<1	nm
1,2-Dichloroethane (EDC)	ug/L (ppb)	<1	<1	nm
1,1,1-Trichloroethane	ug/L (ppb)	<1	<1	nm
Trichloroethene	ug/L (ppb)	<1	<1	nm
Tetrachloroethene	ug/L (ppb)	<1	<1	nm

Laboratory Code: 001170-02 (Matrix Spike)

Analyte	Reporting Units	Spike Level	Sample Result	Percent Recovery MS	Acceptance Criteria
Vinyl chloride	ug/L (ppb)	50	<0.2	95	35-159
Chloroethane	ug/L (ppb)	50	<1	100	19-172
1,1-Dichloroethene	ug/L (ppb)	50	<1	95	34-149
Methylene chloride	ug/L (ppb)	50	<5	95	64-126
trans-1,2-Dichloroethene	ug/L (ppb)	50	<1	100	65-131
1,1-Dichloroethane	ug/L (ppb)	50	<1	100	59-132
cis-1,2-Dichloroethene	ug/L (ppb)	50	<1	109	64-134
1,2-Dichloroethane (EDC)	ug/L (ppb)	50	<1	100	67-133
1,1,1-Trichloroethane	ug/L (ppb)	50	<1	102	59-142
Trichloroethene	ug/L (ppb)	50	<1	102	71-121
Tetrachloroethene	ug/L (ppb)	50	<1	100	71-130

Date of Report: 02/03/10
Date Received: 01/25/10
Project: TOC_01-600_20100125 WORFDB4, F&BI 001173

QUALITY ASSURANCE RESULTS FOR THE ANALYSIS OF WATER SAMPLES FOR VOLATILES BY EPA METHOD 8260C

Laboratory Code: Laboratory Control Sample

Analyte	Reporting Units	Spike Level	Percent Recovery LCS	Percent Recovery LCSD	Acceptance Criteria	RPD (Limit 20)
Vinyl chloride	ug/L (ppb)	50	90	87	53-131	3
Chloroethane	ug/L (ppb)	50	85	86	52-127	1
1,1-Dichloroethene	ug/L (ppb)	50	85	83	68-131	2
Methylene chloride	ug/L (ppb)	50	92	90	56-136	2
trans-1,2-Dichloroethene	ug/L (ppb)	50	99	99	71-128	0
1,1-Dichloroethane	ug/L (ppb)	50	101	99	74-118	2
cis-1,2-Dichloroethene	ug/L (ppb)	50	110	111	74-126	1
1,2-Dichloroethane (EDC)	ug/L (ppb)	50	100	100	77-118	0
1,1,1-Trichloroethane	ug/L (ppb)	50	103	102	77-123	1
Trichloroethene	ug/L (ppb)	50	101	99	74-119	2
Tetrachloroethene	ug/L (ppb)	50	107	107	86-121	0

Data Qualifiers & Definitions

a - The analyte was detected at a level less than five times the reporting limit. The RPD results may not provide reliable information on the variability of the analysis.

A1 – More than one compound of similar molecule structure was identified with equal probability.

b - The analyte was spiked at a level that was less than five times that present in the sample. Matrix spike recoveries may not be meaningful.

ca - The calibration results for this range fell outside of acceptance criteria. The value reported is an estimate.

c - The presence of the analyte indicated may be due to carryover from previous sample injections.

d - The sample was diluted. Detection limits may be raised due to dilution.

ds - The sample was diluted. Detection limits are raised due to dilution and surrogate recoveries may not be meaningful.

dv - Insufficient sample was available to achieve normal reporting limits and limits are raised accordingly.

fb - The analyte indicated was found in the method blank. The result should be considered an estimate.

fc – The compound is a common laboratory and field contaminant.

hr - The sample and duplicate were reextracted and reanalyzed. RPD results were still outside of control limits. The variability is attributed to sample inhomogeneity.

ht - The sample was extracted outside of holding time. Results should be considered estimates.

ip - Recovery fell outside of normal control limits. Compounds in the sample matrix interfered with the quantitation of the analyte.

j – The result is below normal reporting limits. The value reported is an estimate.

J - The internal standard associated with the analyte is out of control limits. The reported concentration is an estimate.

jl - The analyte result in the laboratory control sample is out of control limits. The reported concentration should be considered an estimate.

jr - The rpd result in laboratory control sample associated with the analyte is out of control limits. The reported concentration should be considered an estimate.

js - The surrogate associated with the analyte is out of control limits. The reported concentration should be considered an estimate.

lc - The presence of the compound indicated is likely due to laboratory contamination.

L - The reported concentration was generated from a library search.

nm - The analyte was not detected in one or more of the duplicate analyses. Therefore, calculation of the RPD is not applicable.

pc – The sample was received in a container not approved by the method. The value reported should be considered an estimate.

pr – The sample was received with incorrect preservation. The value reported should be considered an estimate.

ve - The value reported exceeded the calibration range established for the analyte. The reported concentration should be considered an estimate.

vo - The value reported fell outside the control limits established for this analyte.

x - The pattern of peaks present is not indicative of diesel.

y - The pattern of peaks present is not indicative of motor oil.



Data File Name : C:\HPCHEM\4\DATA\01-27-10\015F0701.D
Operator : ay
Instrument : GC#4
Sample Name : 001173-01
Run Time Bar Code:
Acquired on : 27 Jan 10 10:12 PM
Report Created on: 28 Jan 10 08:25 AM

Page Number : 1
Vial Number : 15
Injection Number : 1
Sequence Line : 7
Instrument Method: TPHD.MTH
Analysis Method : TPHD.MTH



Data File Name : C:\HPCHEM\4\DATA\01-27-10\016F0701.D
Operator : ay
Instrument : GC#4
Sample Name : 001173-02
Run Time Bar Code:
Acquired on : 27 Jan 10 10:39 PM
Report Created on: 28 Jan 10 08:25 AM

Page Number : 1
Vial Number : 16
Injection Number : 1
Sequence Line : 7
Instrument Method: TPHD.MTH
Analysis Method : TPHD.MTH



Data File Name : C:\HPCHEM\4\DATA\01-27-10\017F0701.D
Operator : ay
Instrument : GC#4
Sample Name : 001173-03
Run Time Bar Code:
Acquired on : 27 Jan 10 11:05 PM
Report Created on: 28 Jan 10 08:25 AM

Page Number : 1
Vial Number : 17
Injection Number : 1
Sequence Line : 7
Instrument Method: TPHD.MTH
Analysis Method : TPHD.MTH

001173

SAMPLE CHAIN OF CUSTODY

ME 01/25/10 V2/ B04

Page # 1 of 1

Send Report To Tim Brown, cc: Jessica Brown

Company Sound Environmental Strategies

Address 2400 Airport Way S, Ste. 200

City, State, ZIP Seattle, WA 98134

Phone # 206.306.1900 Fax # 206.306.1907

SAMPLERS (signature)

PROJECT NAME/NO.	PO #
Seattle Terminal	01-600
REMARKS	EIM Y / N

TURNAROUND TIME
- ⊗ Standard (2 Weeks)
- ☐ RUSH
- Rush charges authorized by:

SAMPLE DISPOSAL
- ⊗ Dispose after 30 days
- ☐ Return samples
- ☐ Will call with instructions

Sample ID	Sample Location	Sample Depth	Lab ID	Date Sampled	Time Sampled	Matrix	# of jars	GRPH by NWTPH-Gx	BTEX by EPA 8021B	DRPH/ORPH by NWTPH-Dx	PCP by EPA 8270D	cVOCs by EPA 8260B	Nitrate and Sulfate by EPA 300.0	Methane, Ethane and Ethene by RSK 175	Notes
02MW13-20100125	02MW13	~10.5'	01 A-F	1/25/10	1346	W	6	X	X	X		X			
02MW14-20100125	02MW14	~11.5'	02 A-F	1/25/10	1443	W	6	X	X	X		X			
02MW07-20100125	02MW07	~4'	03 A-D	1/25/10	1525	W	4	X	X	X					

Samples received at 4 °C

Friedman & Bruya, Inc.
3012 16th Avenue West
Seattle, WA 98119-2029
Ph. (206) 285-8282
Fax (206) 283-5044

SIGNATURE	PRINT NAME	COMPANY	DATE	TIME
Relinquished by:	Sheri Davis	SES	1/25/10	1600
Received by:	Jessica Brown	SES	1/25/10	1600
Relinquished by:	Jessica Brown	SES	1/25/10	1630
Received by:	HONG DUONG SW	FBI	✓	✓

FRIEDMAN & BRUYA, INC.

ENVIRONMENTAL CHEMISTS

James E. Bruya, Ph.D.
Charlene Morrow, M.S.
Yelena Aravkina, M.S.
Bradley T. Benson, B.S.
Kurt Johnson, B.S.

3012 16th Avenue West
Seattle, WA 98119-2029
TEL: (206) 285-8282
FAX: (206) 283-5044
e-mail: fbi@isomedia.com

February 2, 2010

Tim Brown, Project Manager
Sound Environmental Strategies Corporation
2400 Airport Way S., Suite 200
Seattle, WA 98134-2020

Dear Mr. Brown:

Included are the results from the testing of material submitted on January 27, 2010 from the TOC_01-600_20100127 WORFDB4, F&BI 001200 project. There are 6 pages included in this report. Any samples that may remain are currently scheduled for disposal in 30 days. If you would like us to return your samples or arrange for long term storage at our offices, please contact us as soon as possible.

We appreciate this opportunity to be of service to you and hope you will call if you should have any questions.

Sincerely,

FRIEDMAN & BRUYA, INC.



Michael Erdahl
Project Manager

Enclosures
c: Mark Chandler, Jessica Brown
SOU0202R.DOC

CASE NARRATIVE

This case narrative encompasses samples received on January 27, 2010 by Friedman & Bruya, Inc. from the Sound Environmental Strategies TOC_01-600_20100127 WORFDB4, F&BI 001200 project. Samples were logged in under the laboratory ID's listed below.

Laboratory ID	Sound Environmental Strategies
001200-01	02MW08-20100127
001200-02	02MW05-20100127
001200-03	02MW11-20100127
001200-04	02MW06-20100127
001200-05	02MW12-20100127
001200-06	02MW98-20100127

All quality control requirements were acceptable.

Date of Report: 02/02/10
Date Received: 01/27/10
Project: TOC_01-600_20100127 WORFDB4, F&BI 001200
Date Extracted: 01/28/10 and 01/29/10
Date Analyzed: 01/29/10

RESULTS FROM THE ANALYSIS OF THE WATER SAMPLES FOR BENZENE, TOLUENE, ETHYLBENZENE, XYLENES AND TPH AS GASOLINE USING EPA METHOD 8021B AND NWTPH-Gx

Results Reported as ug/L (ppb)

Sample ID Laboratory ID	Benzene	Toluene	Ethyl Benzene	Total Xylenes	Gasoline Range	Surrogate (% Recovery) (Limit 52-124)
02MW08-20100127 001200-01	<1	<1	<1	<3	<100	68
02MW05-20100127 001200-02	<1	<1	<1	<3	150	65
02MW11-20100127 001200-03	<1	6	4	10	910	58
02MW06-20100127 001200-04	<1	<1	<1	<3	<100	73
02MW12-20100127 001200-05 1/10	350	41	670	440	9,000	75
02MW98-20100127 001200-06 1/10	360	43	690	450	9,300	78
Method Blank	<1	<1	<1	<3	<100	65

Date of Report: 02/02/10
Date Received: 01/27/10
Project: TOC_01-600_20100127 WORFDB4, F&BI 001200
Date Extracted: 01/28/10
Date Analyzed: 01/29/10

RESULTS FROM THE ANALYSIS OF THE WATER SAMPLES FOR TOTAL PETROLEUM HYDROCARBONS AS DIESEL AND MOTOR OIL USING METHOD NWTPH-Dx

Results Reported as ug/L (ppb)

Sample ID Laboratory ID	Diesel Range (C_{10}-C_{25})	Motor Oil Range (C_{25}-C_{36})	Surrogate (% Recovery) (Limit 51-137)
02MW08-20100127 001200-01	54 x	<250	103
02MW05-20100127 001200-02	190 x	<250	103
02MW11-20100127 001200-03	460 x	<250	97
02MW06-20100127 001200-04	240 x	<250	97
02MW12-20100127 001200-05	1,800 x	320 y	110
02MW98-20100127 001200-06	1,700 x	310 y	100
Method Blank	<50	<250	99

Date of Report: 02/02/10
Date Received: 01/27/10
Project: TOC_01-600_20100127 WORFDB4, F&BI 001200

QUALITY ASSURANCE RESULTS FOR THE ANALYSIS OF WATER SAMPLES FOR BENZENE, TOLUENE, ETHYLBENZENE, XYLENES, AND TPH AS GASOLINE USING EPA METHOD 8021B AND NWTPH-Gx

Laboratory Code: 001202-01 (Duplicate)

Analyte	Reporting Units	Sample Result	Duplicate Result	Relative Percent Difference (Limit 20)
Benzene	ug/L (ppb)	<1	<1	nm
Toluene	ug/L (ppb)	<1	<1	nm
Ethylbenzene	ug/L (ppb)	<1	<1	nm
Xylenes	ug/L (ppb)	<3	<3	nm
Gasoline	ug/L (ppb)	<100	<100	nm

Laboratory Code: Laboratory Control Sample

Analyte	Reporting Units	Spike Level	Percent Recovery LCS	Acceptance Criteria
Benzene	ug/L (ppb)	50	83	65-118
Toluene	ug/L (ppb)	50	82	72-122
Ethylbenzene	ug/L (ppb)	50	80	73-126
Xylenes	ug/L (ppb)	150	82	74-118
Gasoline	ug/L (ppb)	1,000	100	69-134

Date of Report: 02/02/10
Date Received: 01/27/10
Project: TOC_01-600_20100127 WORFDB4, F&BI 001200

QUALITY ASSURANCE RESULTS FOR THE ANALYSIS OF WATER SAMPLES FOR TOTAL PETROLEUM HYDROCARBONS AS DIESEL EXTENDED USING METHOD NWTPH-Dx

Laboratory Code: Laboratory Control Sample

Analyte	Reporting Units	Spike Level	Percent Recovery LCS	Percent Recovery LCSD	Acceptance Criteria	RPD (Limit 20)
Diesel Extended	ug/L (ppb)	2,500	100	114	71-131	13

Data Qualifiers & Definitions

a - The analyte was detected at a level less than five times the reporting limit. The RPD results may not provide reliable information on the variability of the analysis.

A1 – More than one compound of similar molecule structure was identified with equal probability.

b - The analyte was spiked at a level that was less than five times that present in the sample. Matrix spike recoveries may not be meaningful.

ca - The calibration results for this range fell outside of acceptance criteria. The value reported is an estimate.

c - The presence of the analyte indicated may be due to carryover from previous sample injections.

d - The sample was diluted. Detection limits may be raised due to dilution.

ds - The sample was diluted. Detection limits are raised due to dilution and surrogate recoveries may not be meaningful.

dv - Insufficient sample was available to achieve normal reporting limits and limits are raised accordingly.

fb - The analyte indicated was found in the method blank. The result should be considered an estimate.

fc – The compound is a common laboratory and field contaminant.

hr - The sample and duplicate were reextracted and reanalyzed. RPD results were still outside of control limits. The variability is attributed to sample inhomogeneity.

ht - The sample was extracted outside of holding time. Results should be considered estimates.

ip - Recovery fell outside of normal control limits. Compounds in the sample matrix interfered with the quantitation of the analyte.

j – The result is below normal reporting limits. The value reported is an estimate.

J - The internal standard associated with the analyte is out of control limits. The reported concentration is an estimate.

jl - The analyte result in the laboratory control sample is out of control limits. The reported concentration should be considered an estimate.

jr - The rpd result in laboratory control sample associated with the analyte is out of control limits. The reported concentration should be considered an estimate.

js - The surrogate associated with the analyte is out of control limits. The reported concentration should be considered an estimate.

lc - The presence of the compound indicated is likely due to laboratory contamination.

L - The reported concentration was generated from a library search.

nm - The analyte was not detected in one or more of the duplicate analyses. Therefore, calculation of the RPD is not applicable.

pc – The sample was received in a container not approved by the method. The value reported should be considered an estimate.

pr – The sample was received with incorrect preservation. The value reported should be considered an estimate.

ve - The value reported exceeded the calibration range established for the analyte. The reported concentration should be considered an estimate.

vo - The value reported fell outside the control limits established for this analyte.

x - The pattern of peaks present is not indicative of diesel.

y - The pattern of peaks present is not indicative of motor oil.



Data File Name	: C:\HPCHEM\4\DATA\01-29-10\012F0301.D		
Operator	: ay	Page Number	: 1
Instrument	: GC#4	Vial Number	: 12
Sample Name	: 001200-01	Injection Number	: 1
Run Time Bar Code:		Sequence Line	: 3
Acquired on	: 29 Jan 10 01:19 PM	Instrument Method	: TPHD.MTH
Report Created on	: 01 Feb 10 11:35 AM	Analysis Method	: TPHD.MTH



Data File Name : C:\HPCHEM\4\DATA\01-29-10\013F0301.D
Operator : ay
Instrument : GC#4
Sample Name : 001200-02
Run Time Bar Code:
Acquired on : 29 Jan 10 01:45 PM
Report Created on: 01 Feb 10 11:35 AM

Page Number : 1
Vial Number : 13
Injection Number : 1
Sequence Line : 3
Instrument Method: TPHD.MTH
Analysis Method : TPHD.MTH



Data File Name : C:\HPCHEM\4\DATA\01-29-10\014F0301.D
Operator : ay
Instrument : GC#4
Sample Name : 001200-03
Run Time Bar Code:
Acquired on : 29 Jan 10 02:12 PM
Report Created on: 01 Feb 10 11:35 AM

Page Number : 1
Vial Number : 14
Injection Number : 1
Sequence Line : 3
Instrument Method: TPHD.MTH
Analysis Method : TPHD.MTH

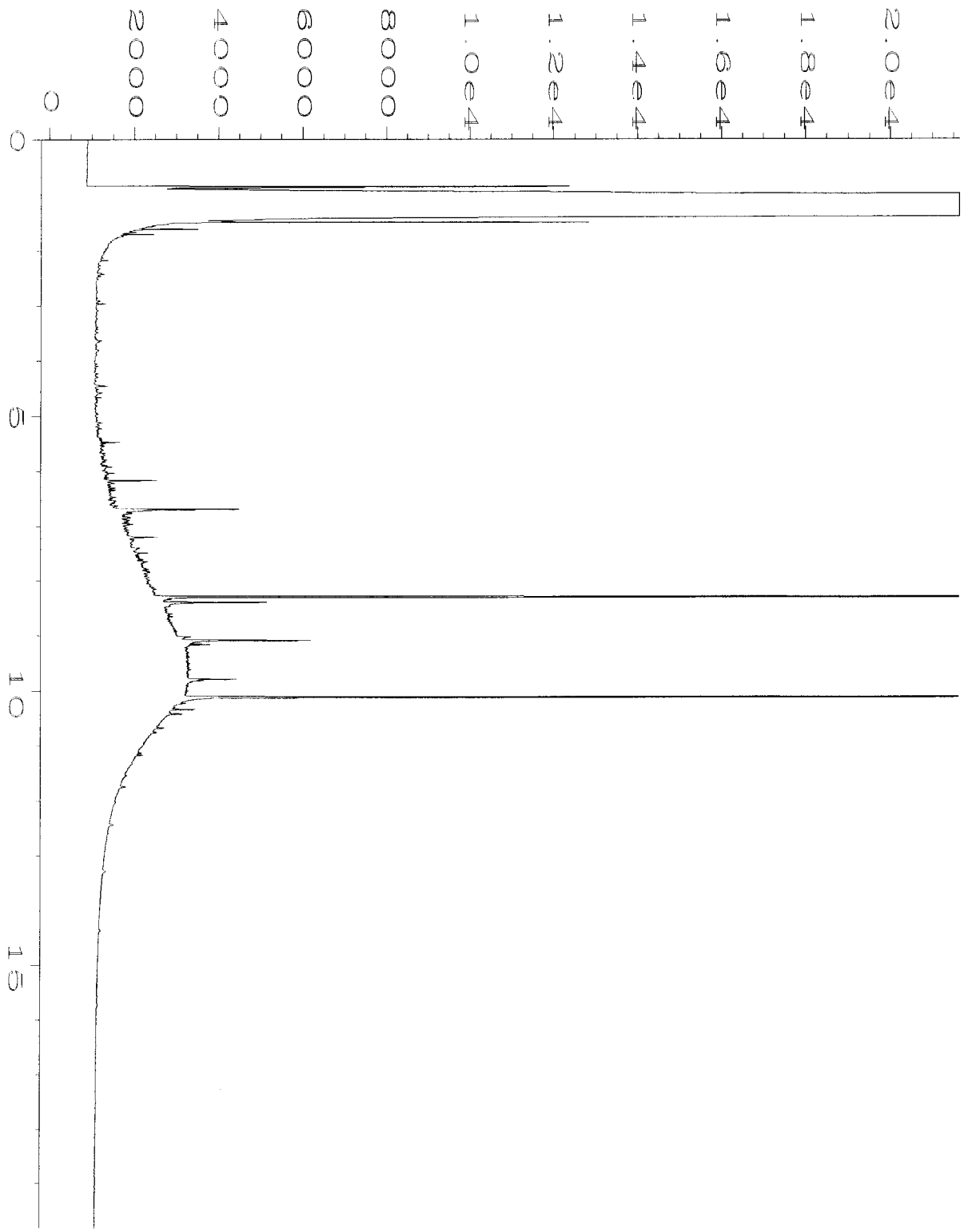

Data File Name : C:\HPCHEM\4\DATA\01-29-10\015F0301.D
Operator : ay
Instrument : GC#4
Sample Name : 001200-04
Run Time Bar Code:
Acquired on : 29 Jan 10 02:39 PM
Report Created on: 01 Feb 10 11:36 AM

Page Number : 1
Vial Number : 15
Injection Number : 1
Sequence Line : 3
Instrument Method: TPHD.MTH
Analysis Method : TPHD.MTH

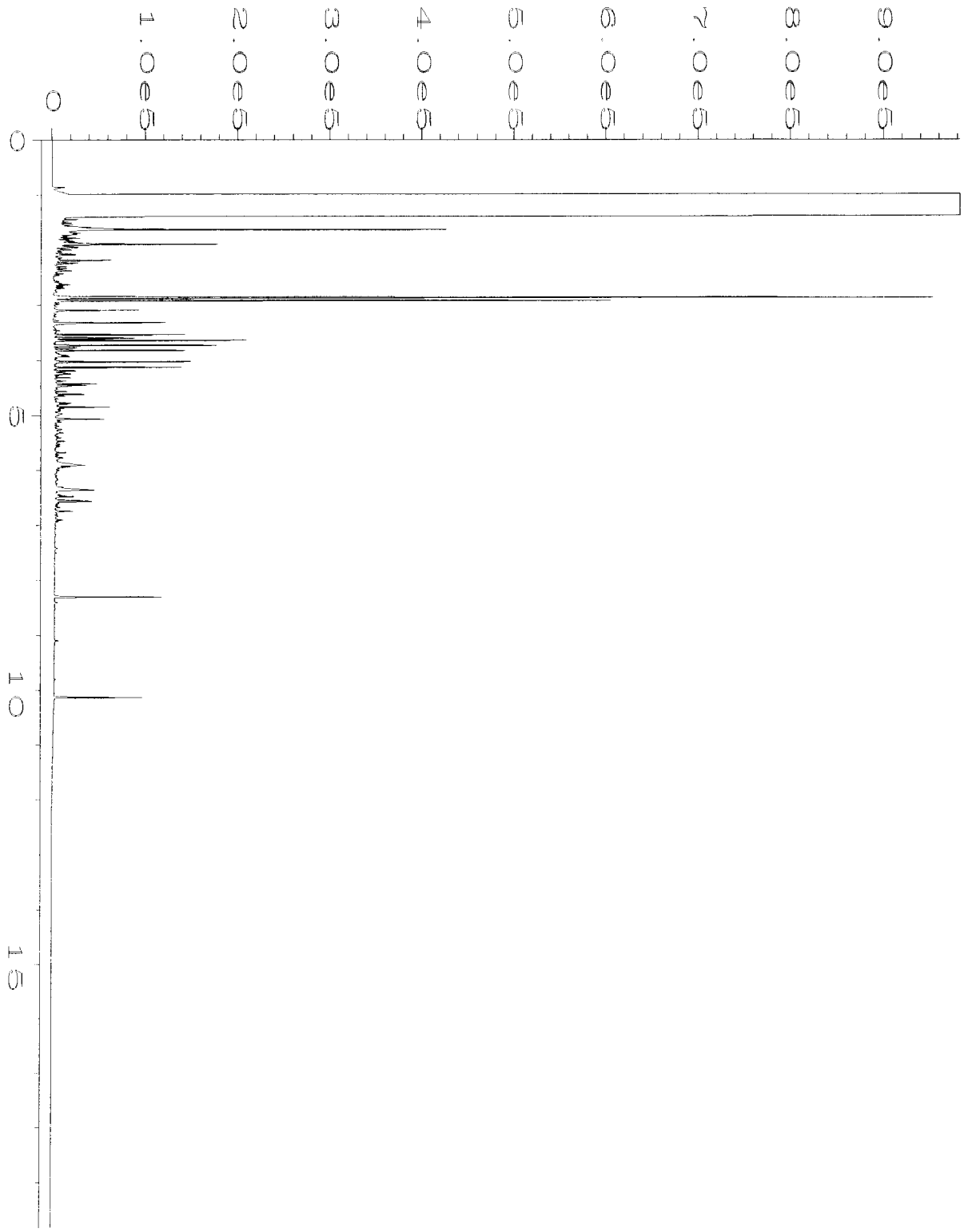

Data File Name	: C:\HPCHEM\4\DATA\01-29-10\016F0601.D		
Operator	: ay	Page Number	: 1
Instrument	: GC#4	Vial Number	: 16
Sample Name	: 001200-05	Injection Number	: 1
Run Time Bar Code:		Sequence Line	: 6
Acquired on	: 29 Jan 10 04:58 PM	Instrument Method	: TPHD.MTH
Report Created on	: 01 Feb 10 11:36 AM	Analysis Method	: TPHD.MTH

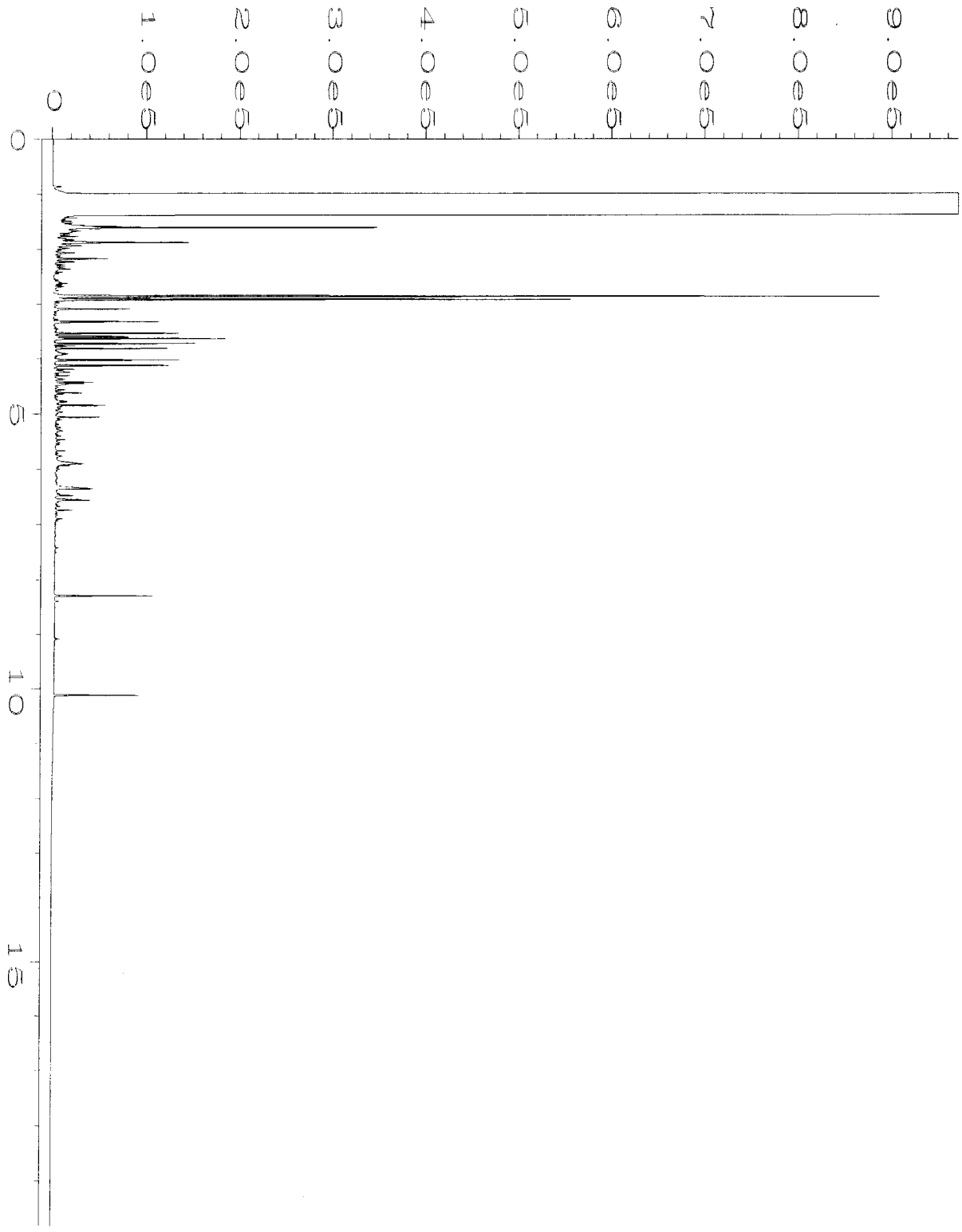

Data File Name	: C:\HPCHEM\4\DATA\01-29-10\017F0601.D		
Operator	: ay	Page Number	: 1
Instrument	: GC#4	Vial Number	: 17
Sample Name	: 001200-06	Injection Number	: 1
Run Time Bar Code:		Sequence Line	: 6
Acquired on	: 29 Jan 10 05:25 PM	Instrument Method	: TPHD.MTH
Report Created on	: 01 Feb 10 11:37 AM	Analysis Method	: TPHD.MTH

001200

SAMPLE CHAIN OF CUSTODY

ME 01/27/10 V2/B05

Page # 1 of 1

Send Report To Tim Brown, cc: Jessica Brown

Company Sound Environmental Strategies

Address 2400 Airport Way S, Ste. 200

City, State, ZIP Seattle, WA 98134

Phone # 206.306.1900 Fax # 206.306.1907

SAMPLERS (signature)

PROJECT NAME/NO.	PO #
Seattle Terminal	01-600
REMARKS	EIM Y / N

TURNAROUND TIME
⊗ Standard (2 Weeks)
□ RUSH
Rush charges authorized by:

SAMPLE DISPOSAL
⊗ Dispose after 30 days
□ Return samples
□ Will call with instructions

Sample ID	Sample Location	Sample Depth	Lab ID	Date Sampled	Time Sampled	Matrix	# of jars	GRPH by NWTPH-Gx	BTEX by EPA 8021B	DRPH/ORPH by NWTPH-Dx	PCP by EPA 8270D	cVOCs by EPA 8260B	Nitrate and Sulfate by EPA 300.0	Methane, Ethane and Ethene by RSK 175	Notes
02mw08-20100127	02mw08	16.75'	01 A-D	01.27.10	920	H_2O	4	X	X	X					
02mw05-20100127	02mw05	17.25'	02 A-D		1015		4	X	X	X					
02mw11-20100127	02mw11	8.35'	03 A-D		1122		4	X	X	X					
02mw06-20100127	02mw06	11.25'	04 A-D		1312		4	X	X	X					
02mw12-20100127	02mw12	10.5'	05 A-D		1415		4	X	X	X					
02mw98-20100127	02mw98	10.5'	06 A-D		1430		4	X	X	X					Duplicate
			~~07 A-D~~ (NP)												

AM 01.27.10

SIGNATURE	PRINT NAME	COMPANY	DATE	TIME
Relinquished by:	Audrey Hackett	SES	01.27.10	1535
Received by:	Nhan Phan	FeBI	01/27/10	1535
Relinquished by:				
Received by:		Samples received at 3 °C		

Friedman & Bruya, Inc.
3012 16th Avenue West
Seattle, WA 98119-2029
Ph. (206) 285-8282
Fax (206) 283-5044

FRIEDMAN & BRUYA, INC.

ENVIRONMENTAL CHEMISTS

James E. Bruya, Ph.D.
Charlene Morrow, M.S.
Yelena Aravkina, M.S.
Bradley T. Benson, B.S.
Kurt Johnson, B.S.

3012 16th Avenue West
Seattle, WA 98119-2029
TEL: (206) 285-8282
FAX: (206) 283-5044
e-mail: fbi@isomedia.com

February 9, 2010

Tim Brown, Project Manager
Sound Environmental Strategies Corporation
2400 Airport Way S., Suite 200
Seattle, WA 98134-2020

Dear Mr. Brown:

Included are the results from the testing of material submitted on January 28, 2010 from the TOC_01-600_20100128 WORFDB4, F&BI 001212 project. There are 6 pages included in this report. Any samples that may remain are currently scheduled for disposal in 30 days. If you would like us to return your samples or arrange for long term storage at our offices, please contact us as soon as possible.

We appreciate this opportunity to be of service to you and hope you will call if you should have any questions.

Sincerely,

FRIEDMAN & BRUYA, INC.



Michael Erdahl
Project Manager

Enclosures
c: Mark Chandler, Jessica Brown
SOU0209R.DOC

CASE NARRATIVE

This case narrative encompasses samples received on January 28, 2010 by Friedman & Bruya, Inc. from the Sound Environmental Strategies TOC_01-600_20100128 WORFDB4, F&BI 001212 project. Samples were logged in under the laboratory ID's listed below.

Laboratory ID	Sound Environmental Strategies
001212-01	02MW02-20100128
001212-02	01MW36-20100128
001212-03	01MW11-20100128
001212-04	01MW02-20100128

All quality control requirements were acceptable.

Date of Report: 02/09/10
Date Received: 01/28/10
Project: TOC_01-600_20100128 WORFDB4, F&BI 001212
Date Extracted: 02/03/10
Date Analyzed: 02/04/10

RESULTS FROM THE ANALYSIS OF THE WATER SAMPLES FOR BENZENE, TOLUENE, ETHYLBENZENE, XYLENES AND TPH AS GASOLINE USING EPA METHOD 8021B AND NWTPH-Gx

Results Reported as ug/L (ppb)

Sample ID Laboratory ID	Benzene	Toluene	Ethyl Benzene	Total Xylenes	Gasoline Range	Surrogate (% Recovery) (Limit 52-124)
02MW02-20100128 001212-01	<1	<1	<1	<3	<100	94
01MW36-20100128 001212-02	<1	<1	<1	<3	<100	72
01MW11-20100128 001212-03	<1	<1	<1	<3	<100	92
01MW02-20100128 001212-04 1/10	710	120	390	2,100	11,000	94
Method Blank	<1	<1	<1	<3	<100	89

Date of Report: 02/09/10
Date Received: 01/28/10
Project: TOC_01-600_20100128 WORFDB4, F&BI 001212
Date Extracted: 01/29/10
Date Analyzed: 01/30/10

RESULTS FROM THE ANALYSIS OF THE WATER SAMPLES FOR TOTAL PETROLEUM HYDROCARBONS AS DIESEL AND MOTOR OIL USING METHOD NWTPH-Dx

Results Reported as ug/L (ppb)

Sample ID Laboratory ID	Diesel Range (C_{10}-C_{25})	Motor Oil Range (C_{25}-C_{36})	Surrogate (% Recovery) (Limit 50-150)
02MW02-20100128 001212-01	58 x	<250	83
01MW36-20100128 001212-02	530 x	350 y	85
01MW11-20100128 001212-03	510 x	<250	88
01MW02-20100128 001212-04	2,300 x	<250	88
Method Blank	<50	<250	79

Date of Report: 02/09/10
Date Received: 01/28/10
Project: TOC_01-600_20100128 WORFDB4, F&BI 001212

QUALITY ASSURANCE RESULTS FOR THE ANALYSIS OF WATER SAMPLES FOR BENZENE, TOLUENE, ETHYLBENZENE, XYLENES, AND TPH AS GASOLINE USING EPA METHOD 8021B AND NWTPH-Gx

Laboratory Code: 001187-01 (Duplicate)

Analyte	Reporting Units	Sample Result	Duplicate Result	Relative Percent Difference (Limit 20)
Benzene	ug/L (ppb)	<1	<1	nm
Toluene	ug/L (ppb)	<1	<1	nm
Ethylbenzene	ug/L (ppb)	<1	<1	nm
Xylenes	ug/L (ppb)	<3	<3	nm
Gasoline	ug/L (ppb)	<100	<100	nm

Laboratory Code: Laboratory Control Sample

Analyte	Reporting Units	Spike Level	Percent Recovery LCS	Acceptance Criteria
Benzene	ug/L (ppb)	50	100	65-118
Toluene	ug/L (ppb)	50	100	72-122
Ethylbenzene	ug/L (ppb)	50	99	73-126
Xylenes	ug/L (ppb)	150	99	74-118
Gasoline	ug/L (ppb)	1,000	94	69-134

Date of Report: 02/09/10
Date Received: 01/28/10
Project: TOC_01-600_20100128 WORFDB4, F&BI 001212

QUALITY ASSURANCE RESULTS FOR THE ANALYSIS OF WATER SAMPLES FOR TOTAL PETROLEUM HYDROCARBONS AS DIESEL EXTENDED USING METHOD NWTPH-Dx

Laboratory Code: Laboratory Control Sample

Analyte	Reporting Units	Spike Level	Percent Recovery LCS	Percent Recovery LCSD	Acceptance Criteria	RPD (Limit 20)
Diesel Extended	ug/L (ppb)	2,500	107	115	69-135	7

Data Qualifiers & Definitions

a - The analyte was detected at a level less than five times the reporting limit. The RPD results may not provide reliable information on the variability of the analysis.

A1 – More than one compound of similar molecule structure was identified with equal probability.

b - The analyte was spiked at a level that was less than five times that present in the sample. Matrix spike recoveries may not be meaningful.

ca - The calibration results for this range fell outside of acceptance criteria. The value reported is an estimate.

c - The presence of the analyte indicated may be due to carryover from previous sample injections.

d - The sample was diluted. Detection limits may be raised due to dilution.

ds - The sample was diluted. Detection limits are raised due to dilution and surrogate recoveries may not be meaningful.

dv - Insufficient sample was available to achieve normal reporting limits and limits are raised accordingly.

fb - The analyte indicated was found in the method blank. The result should be considered an estimate.

fc – The compound is a common laboratory and field contaminant.

hr - The sample and duplicate were reextracted and reanalyzed. RPD results were still outside of control limits. The variability is attributed to sample inhomogeneity.

ht - The sample was extracted outside of holding time. Results should be considered estimates.

ip - Recovery fell outside of normal control limits. Compounds in the sample matrix interfered with the quantitation of the analyte.

j – The result is below normal reporting limits. The value reported is an estimate.

J - The internal standard associated with the analyte is out of control limits. The reported concentration is an estimate.

jl - The analyte result in the laboratory control sample is out of control limits. The reported concentration should be considered an estimate.

jr - The rpd result in laboratory control sample associated with the analyte is out of control limits. The reported concentration should be considered an estimate.

js - The surrogate associated with the analyte is out of control limits. The reported concentration should be considered an estimate.

lc - The presence of the compound indicated is likely due to laboratory contamination.

L - The reported concentration was generated from a library search.

nm - The analyte was not detected in one or more of the duplicate analyses. Therefore, calculation of the RPD is not applicable.

pc – The sample was received in a container not approved by the method. The value reported should be considered an estimate.

pr – The sample was received with incorrect preservation. The value reported should be considered an estimate.

ve - The value reported exceeded the calibration range established for the analyte. The reported concentration should be considered an estimate.

vo - The value reported fell outside the control limits established for this analyte.

x - The pattern of peaks present is not indicative of diesel.

y - The pattern of peaks present is not indicative of motor oil.



Data File Name : C:\HPCHEM\1\DATA\01-29-10\030F0901.D
Operator : ay
Instrument : GC1
Sample Name : 001212-01
Run Time Bar Code:
Acquired on : 29 Jan 10 11:12 PM
Report Created on: 01 Feb 10 09:49 AM

Page Number : 1
Vial Number : 30
Injection Number : 1
Sequence Line : 9
Instrument Method: TPHD.MTH
Analysis Method : TPHD.MTH

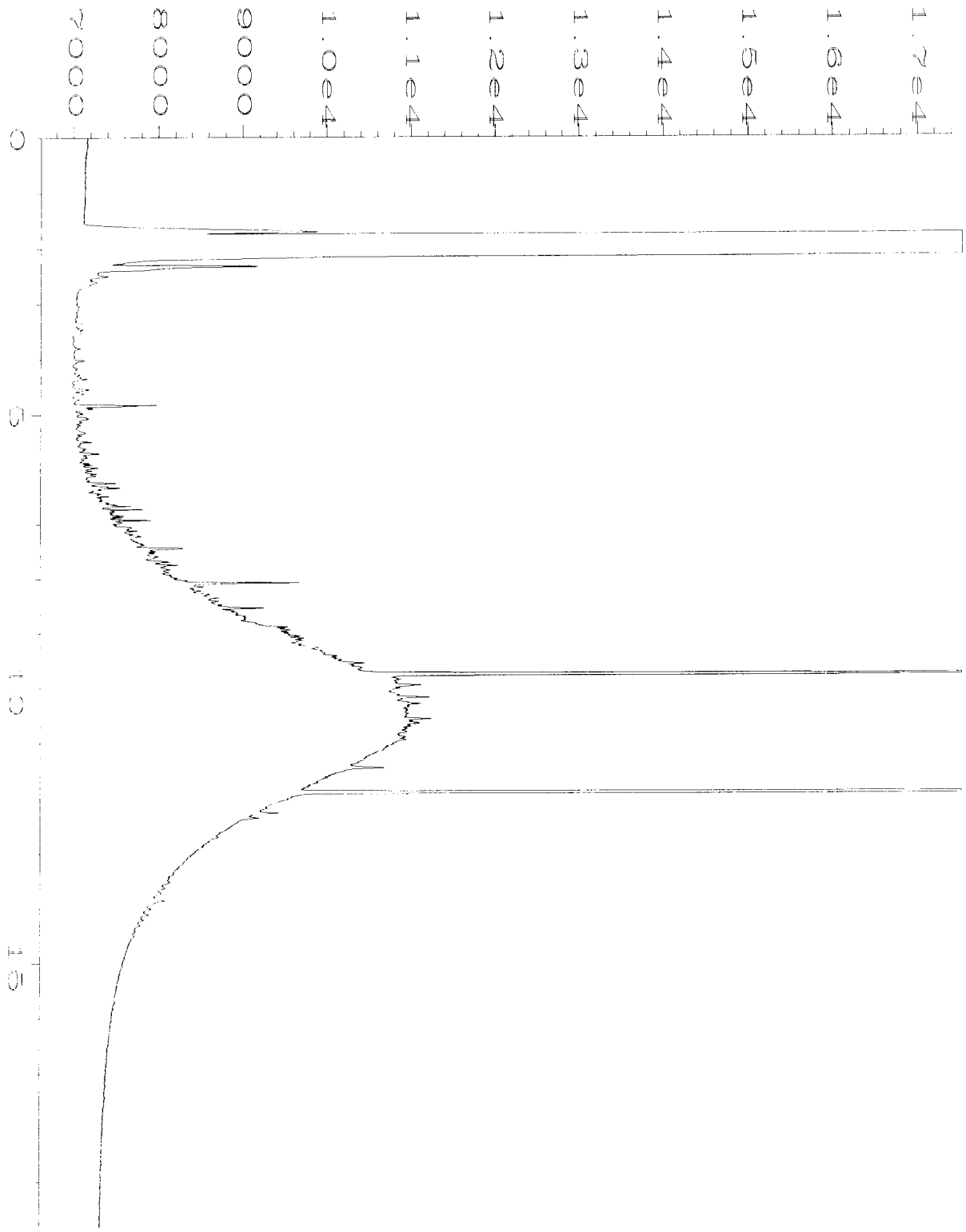

Data File Name : C:\HPCHEM\1\DATA\01-29-10\031F0901.D
Operator : ay
Instrument : GC1
Sample Name : 001212-02
Run Time Bar Code:
Acquired on : 29 Jan 10 11:39 PM
Report Created on: 01 Feb 10 09:49 AM

Page Number : 1
Vial Number : 31
Injection Number : 1
Sequence Line : 9
Instrument Method: TPHD.MTH
Analysis Method : TPHD.MTH

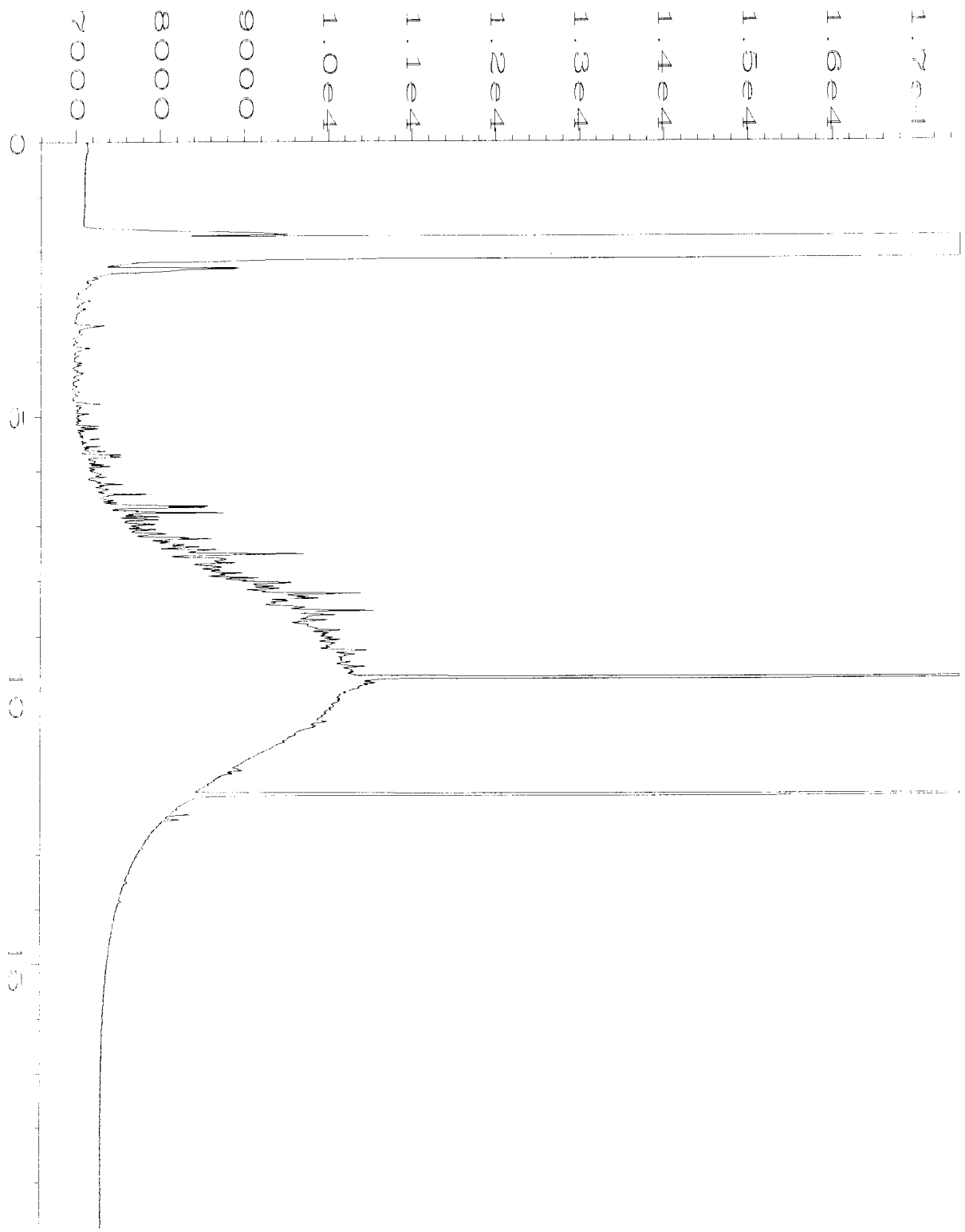

Data File Name : C:\HPCHEM\1\DATA\01-29-10\032F0901.D
Operator : ay
Instrument : GC1
Sample Name : 001212-03
Run Time Bar Code:
Acquired on : 30 Jan 10 00:05 AM
Report Created on: 01 Feb 10 09:49 AM

Page Number : 1
Vial Number : 32
Injection Number : 1
Sequence Line : 9
Instrument Method: TPHD.MTH
Analysis Method : TPHD.MTH



Data File Name	: C:\HPCHEM\1\DATA\01-29-10\033F0901.D		
Operator	: ay	Page Number	: 1
Instrument	: GC1	Vial Number	: 33
Sample Name	: 001212-04	Injection Number	: 1
Run Time Bar Code:		Sequence Line	: 9
Acquired on	: 30 Jan 10 00:32 AM	Instrument Method	: TPHD.MTH
Report Created on:	01 Feb 10 09:49 AM	Analysis Method	: TPHD.MTH



Data File Name : C:\HPCHEM\1\DATA\01-29-10\033F0901.D
Operator : ay
Instrument : GC1
Sample Name : 001212-04
Run Time Bar Code:
Acquired on : 30 Jan 10 00:32 AM
Report Created on: 01 Feb 10 09:49 AM

Page Number : 1
Vial Number : 33
Injection Number : 1
Sequence Line : 9
Instrument Method: TPHD.MTH
Analysis Method : TPHD.MTH

001212

SAMPLE CHAIN OF CUSTODY

ME 01/28/10

V2/B05

Page 1 of 1

Send Report To Tim Brown, cc: Jessica Brown

Company Sound Environmental Strategies

Address 2400 Airport Way S, Ste. 200

City, State, ZIP Seattle, WA 98134

Phone # 206.306.1900 Fax # 206.306.1907

SAMPLERS (signature)

PROJECT NAME/NO.: Seattle Terminal

PO #: 01-600

REMARKS

EIM Y / N

TURNAROUND TIME
⊗ Standard (2 Weeks)
☐ RUSH
Rush charges authorized by:

SAMPLE DISPOSAL
⊗ Dispose after 30 days
☐ Return samples
☐ Will call with instructions

Sample ID	Sample Location	Sample Depth	Lab ID	Date Sampled	Time Sampled	Matrix	# of jars	GRPH by NWTPH-Gx	BTEX by EPA 8021B	DRPH/ORPH by NWTPH-Dx	PCP by EPA 8270D	cVOCs by EPA 8260B	Nitrate and Sulfate by EPA 300.0	Methane, Ethane and Ethene by RSK 175	Notes
02MW02-20100128	02MW02	4.5'	01 A-D	01.28.10	9:00	H_2O	4	X	X	X					
01MW36-20100128	01MW36	19.5'	02 A-D		10:30		4	X	X	X					
01MW11-20100128	01MW11	24.5'	03 A-D		11:45		4	X	X	X					
01MW02-20100128	01MW02	16'	04 A-D		12:45		4	X	X	X					

Samples received at 3 °C

APH 1.28.10

Friedman & Bruya, Inc.
3012 16th Avenue West
Seattle, WA 98119-2029
Ph. (206) 285-8282
Fax (206) 283-5044

	SIGNATURE	PRINT NAME	COMPANY	DATE	TIME
Relinquished by:		Audrey Hackett	SES	01.28.10	1505
Received by:		Michael Erdahl	FEBruya	1	1
Relinquished by:					
Received by:					

FRIEDMAN & BRUYA, INC.

ENVIRONMENTAL CHEMISTS

James E. Bruya, Ph.D.
Charlene Morrow, M.S.
Yelena Aravkina, M.S.
Bradley T. Benson, B.S.
Kurt Johnson, B.S.

3012 16th Avenue West
Seattle, WA 98119-2029
TEL: (206) 285-8282
FAX: (206) 283-5044
e-mail: fbi@isomedia.com

April 14, 2010

Tim Brown, Project Manager
Sound Environmental Strategies
2400 Airport Way S., Suite 200
Seattle, WA 98134-2020

Dear Mr. Brown:

Included are the results from the testing of material submitted on April 5, 2010 from the TOC_01-600_20100405 WORFDB2, F&BI 004055 project. There are 11 pages included in this report. Any samples that may remain are currently scheduled for disposal in 30 days. If you would like us to return your samples or arrange for long term storage at our offices, please contact us as soon as possible.

We appreciate this opportunity to be of service to you and hope you will call if you should have any questions.

Sincerely,

FRIEDMAN & BRUYA, INC.



Michael Erdahl
Project Manager

Enclosures
c: Mark Chandler, Jessica Brown, Audrey Hackett
SOU0414R.DOC

CASE NARRATIVE

This case narrative encompasses samples received on April 5, 2010 by Friedman & Bruya, Inc. from the Sound Environmental Strategies TOC_01-600_20100405 WORFDB2, F&BI 004055 project. Samples were logged in under the laboratory ID's listed below.

Laboratory ID	Sound Environmental Strategies
004055-01	01MW50-20100405
004055-02	01MW34-20100405
004055-03	01MW14-20100405

All quality control requirements were acceptable.

Date of Report: 04/14/10
Date Received: 04/05/10
Project: TOC_01-600_20100405 WORFDB2, F&BI 004055
Date Extracted: 04/06/10
Date Analyzed: 04/06/10

RESULTS FROM THE ANALYSIS OF WATER SAMPLES FOR BENZENE, TOLUENE, ETHYLBENZENE, XYLENES AND TPH AS GASOLINE USING EPA METHOD 8021B AND NWTPH-Gx

Results Reported as ug/L (ppb)

Sample ID Laboratory ID	Benzene	Toluene	Ethyl Benzene	Total Xylenes	Gasoline Range	Surrogate (% Recovery) (Limit 52-124)
01MW50-20100405 004055-01	<1	<1	<1	<3	<100	78
01MW34-20100405 004055-02	<1	<1	<1	<3	<100	72
01MW14-20100405 004055-03	<1	<1	<1	<3	<100	103
Method Blank 00-0495 MB2	<1	<1	<1	<3	<100	105

Date of Report: 04/14/10
Date Received: 04/05/10
Project: TOC_01-600_20100405 WORFDB2, F&BI 004055
Date Extracted: 04/06/10 and 04/09/10
Date Analyzed: 04/06/10 and 04/10/10

RESULTS FROM THE ANALYSIS OF WATER SAMPLES FOR TOTAL PETROLEUM HYDROCARBONS AS DIESEL AND MOTOR OIL USING METHOD NWTPH-Dx

Results Reported as ug/L (ppb)

Sample ID Laboratory ID	Diesel Range (C_{10}-C_{25})	Motor Oil Range (C_{25}-C_{36})	Surrogate (% Recovery) (Limit 50-150)
01MW50-20100405 004055-01	410 x	<250	92
01MW34-20100405 004055-02	130 x	<250	89
01MW14-20100405 004055-03	<50	<250	112
Method Blank 00-0494 MB2	<50	<250	74
Method Blank 00-0517 MB	<50	<250	100

Analysis For Volatile Compounds By EPA Method 8260C

Client Sample ID:	01MW14-20100405	Client:	Sound Environmental Strategies
Date Received:	04/05/10	Project:	TOC_01-600_20100405 WORFDB2
Date Extracted:	04/06/10	Lab ID:	004055-03
Date Analyzed:	04/06/10	Data File:	040615.D
Matrix:	Water	Instrument:	GCMS5
Units:	ug/L (ppb)	Operator:	VM

Surrogates:	% Recovery:	Lower Limit:	Upper Limit:
1,2-Dichloroethane-d4	99	63	127
Toluene-d8	95	65	127
4-Bromofluorobenzene	92	69	127

Compounds:	Concentration ug/L (ppb)
Vinyl chloride	<0.2
Chloroethane	<1
1,1-Dichloroethene	<1
Methylene chloride	<5
trans-1,2-Dichloroethene	<1
1,1-Dichloroethane	<1
cis-1,2-Dichloroethene	<1
1,2-Dichloroethane (EDC)	<1
1,1,1-Trichloroethane	<1
Trichloroethene	<1
Tetrachloroethene	<1

Analysis For Volatile Compounds By EPA Method 8260C

Client Sample ID:	Method Blank	Client:	Sound Environmental Strategies
Date Received:	Not Applicable	Project:	TOC_01-600_20100405 WORFDB2
Date Extracted:	04/06/10	Lab ID:	00469 mb
Date Analyzed:	04/06/10	Data File:	040607.D
Matrix:	Water	Instrument:	GCMS5
Units:	ug/L (ppb)	Operator:	VM

Surrogates:	% Recovery:	Lower Limit:	Upper Limit:
1,2-Dichloroethane-d4	99	63	127
Toluene-d8	96	65	127
4-Bromofluorobenzene	97	69	127

Compounds:	Concentration ug/L (ppb)
Vinyl chloride	<0.2
Chloroethane	<1
1,1-Dichloroethene	<1
Methylene chloride	<5
trans-1,2-Dichloroethene	<1
1,1-Dichloroethane	<1
cis-1,2-Dichloroethene	<1
1,2-Dichloroethane (EDC)	<1
1,1,1-Trichloroethane	<1
Trichloroethene	<1
Tetrachloroethene	<1

Date of Report: 04/14/10
Date Received: 04/05/10
Project: TOC_01-600_20100405 WORFDB2, F&BI 004055

QUALITY ASSURANCE RESULTS FOR THE ANALYSIS OF WATER SAMPLES FOR BENZENE, TOLUENE, ETHYLBENZENE, XYLENES, AND TPH AS GASOLINE USING EPA METHOD 8021B AND NWTPH-Gx

Laboratory Code: 004045-01 (Duplicate)

Analyte	Reporting Units	Sample Result	Duplicate Result	Relative Percent Difference (Limit 20)
Benzene	ug/L (ppb)	<1	<1	nm
Toluene	ug/L (ppb)	<1	<1	nm
Ethylbenzene	ug/L (ppb)	<1	<1	nm
Xylenes	ug/L (ppb)	<3	<3	nm
Gasoline	ug/L (ppb)	<100	<100	nm

Laboratory Code: Laboratory Control Sample

Analyte	Reporting Units	Spike Level	Percent Recovery LCS	Acceptance Criteria
Benzene	ug/L (ppb)	50	99	65-118
Toluene	ug/L (ppb)	50	102	72-122
Ethylbenzene	ug/L (ppb)	50	100	73-126
Xylenes	ug/L (ppb)	150	102	74-118
Gasoline	ug/L (ppb)	1,000	101	69-134

Date of Report: 04/14/10
Date Received: 04/05/10
Project: TOC_01-600_20100405 WORFDB2, F&BI 004055

QUALITY ASSURANCE RESULTS FOR THE ANALYSIS OF WATER SAMPLES FOR TOTAL PETROLEUM HYDROCARBONS AS DIESEL EXTENDED USING METHOD NWTPH-Dx

Laboratory Code: Laboratory Control Sample

Analyte	Reporting Units	Spike Level	Percent Recovery LCS	Percent Recovery LCSD	Acceptance Criteria	RPD (Limit 20)
Diesel Extended	ug/L (ppb)	2,500	102	107	69-135	5

Date of Report: 04/14/10
Date Received: 04/05/10
Project: TOC_01-600_20100405 WORFDB2, F&BI 004055

QUALITY ASSURANCE RESULTS FOR THE ANALYSIS OF WATER SAMPLES FOR TOTAL PETROLEUM HYDROCARBONS AS DIESEL EXTENDED USING METHOD NWTPH-Dx

Laboratory Code: Laboratory Control Sample

Analyte	Reporting Units	Spike Level	Percent Recovery LCS	Percent Recovery LCSD	Acceptance Criteria	RPD (Limit 20)
Diesel Extended	ug/L (ppb)	2,500	100	114	63-142	13

Date of Report: 04/14/10
Date Received: 04/05/10
Project: TOC_01-600_20100405 WORFDB2, F&BI 004055

QUALITY ASSURANCE RESULTS FOR THE ANALYSIS OF WATER SAMPLES FOR VOLATILES BY EPA METHOD 8260C

Laboratory Code: 004053-01 (Duplicate)

Analyte	Reporting Units	Sample Result	Duplicate Result	Relative Percent Difference (Limit 20)
Vinyl chloride	ug/L (ppb)	<0.2	<0.2	nm
Chloroethane	ug/L (ppb)	<1	<1	nm
1,1-Dichloroethene	ug/L (ppb)	<1	<1	nm
Methylene chloride	ug/L (ppb)	<5	<5	nm
trans-1,2-Dichloroethene	ug/L (ppb)	<1	<1	nm
1,1-Dichloroethane	ug/L (ppb)	<1	<1	nm
cis-1,2-Dichloroethene	ug/L (ppb)	<1	<1	nm
1,2-Dichloroethane (EDC)	ug/L (ppb)	<1	<1	nm
1,1,1-Trichloroethane	ug/L (ppb)	<1	<1	nm
Trichloroethene	ug/L (ppb)	<1	<1	nm
Tetrachloroethene	ug/L (ppb)	<1	<1	nm

Laboratory Code: 004055-03 (Matrix Spike)

Analyte	Reporting Units	Spike Level	Sample Result	Percent Recovery MS	Acceptance Criteria
Vinyl chloride	ug/L (ppb)	50	<0.2	98	38-157
Chloroethane	ug/L (ppb)	50	<1	101	10-172
1,1-Dichloroethene	ug/L (ppb)	50	<1	101	35-149
Methylene chloride	ug/L (ppb)	50	<5	86	66-126
trans-1,2-Dichloroethene	ug/L (ppb)	50	<1	93	65-128
1,1-Dichloroethane	ug/L (ppb)	50	<1	95	67-127
cis-1,2-Dichloroethene	ug/L (ppb)	50	<1	100	71-129
1,2-Dichloroethane (EDC)	ug/L (ppb)	50	<1	97	68-132
1,1,1-Trichloroethane	ug/L (ppb)	50	<1	93	63-135
Trichloroethene	ug/L (ppb)	50	<1	104	72-120
Tetrachloroethene	ug/L (ppb)	50	<1	101	71-126

Date of Report: 04/14/10
Date Received: 04/05/10
Project: TOC_01-600_20100405 WORFDB2, F&BI 004055

QUALITY ASSURANCE RESULTS FOR THE ANALYSIS OF WATER SAMPLES FOR VOLATILES BY EPA METHOD 8260C

Laboratory Code: Laboratory Control Sample

Analyte	Reporting Units	Spike Level	Percent Recovery LCS	Percent Recovery LCSD	Acceptance Criteria	RPD (Limit 20)
Vinyl chloride	ug/L (ppb)	50	106	104	53-131	2
Chloroethane	ug/L (ppb)	50	102	103	52-127	1
1,1-Dichloroethene	ug/L (ppb)	50	100	101	68-131	1
Methylene chloride	ug/L (ppb)	50	89	89	17-177	0
trans-1,2-Dichloroethene	ug/L (ppb)	50	96	98	71-128	2
1,1-Dichloroethane	ug/L (ppb)	50	100	101	74-118	1
cis-1,2-Dichloroethene	ug/L (ppb)	50	107	106	74-126	1
1,2-Dichloroethane (EDC)	ug/L (ppb)	50	96	99	77-118	3
1,1,1-Trichloroethane	ug/L (ppb)	50	98	99	77-123	1
Trichloroethene	ug/L (ppb)	50	106	108	74-119	2
Tetrachloroethene	ug/L (ppb)	50	107	110	86-121	3

Data Qualifiers & Definitions

a - The analyte was detected at a level less than five times the reporting limit. The RPD results may not provide reliable information on the variability of the analysis.

A1 – More than one compound of similar molecule structure was identified with equal probability.

b - The analyte was spiked at a level that was less than five times that present in the sample. Matrix spike recoveries may not be meaningful.

ca - The calibration results for this range fell outside of acceptance criteria. The value reported is an estimate.

c - The presence of the analyte indicated may be due to carryover from previous sample injections.

d - The sample was diluted. Detection limits may be raised due to dilution.

ds - The sample was diluted. Detection limits are raised due to dilution and surrogate recoveries may not be meaningful.

dv - Insufficient sample was available to achieve normal reporting limits and limits are raised accordingly.

fb - Analyte present in the blank and the sample.

fc – The compound is a common laboratory and field contaminant.

hr - The sample and duplicate were reextracted and reanalyzed. RPD results were still outside of control limits. The variability is attributed to sample inhomogeneity.

ht - Analysis performed outside the method or client-specified holding time requirement.

ip - Recovery fell outside of normal control limits. Compounds in the sample matrix interfered with the quantitation of the analyte.

j – The result is below normal reporting limits. The value reported is an estimate.

J - The internal standard associated with the analyte is out of control limits. The reported concentration is an estimate.

jl - The analyte result in the laboratory control sample is out of control limits. The reported concentration should be considered an estimate.

jr - The rpd result in laboratory control sample associated with the analyte is out of control limits. The reported concentration should be considered an estimate.

js - The surrogate associated with the analyte is out of control limits. The reported concentration should be considered an estimate.

lc - The presence of the compound indicated is likely due to laboratory contamination.

L - The reported concentration was generated from a library search.

nm - The analyte was not detected in one or more of the duplicate analyses. Therefore, calculation of the RPD is not applicable.

pc – The sample was received in a container not approved by the method. The value reported should be considered an estimate.

pr – The sample was received with incorrect preservation. The value reported should be considered an estimate.

ve - Estimated concentration calculated for an analyte response above the valid instrument calibration range. A dilution is required to obtain an accurate quantification of the analyte.

vo - The value reported fell outside the control limits established for this analyte.

x - The sample chromatographic pattern does not resemble the fuel standard used for quantitation.

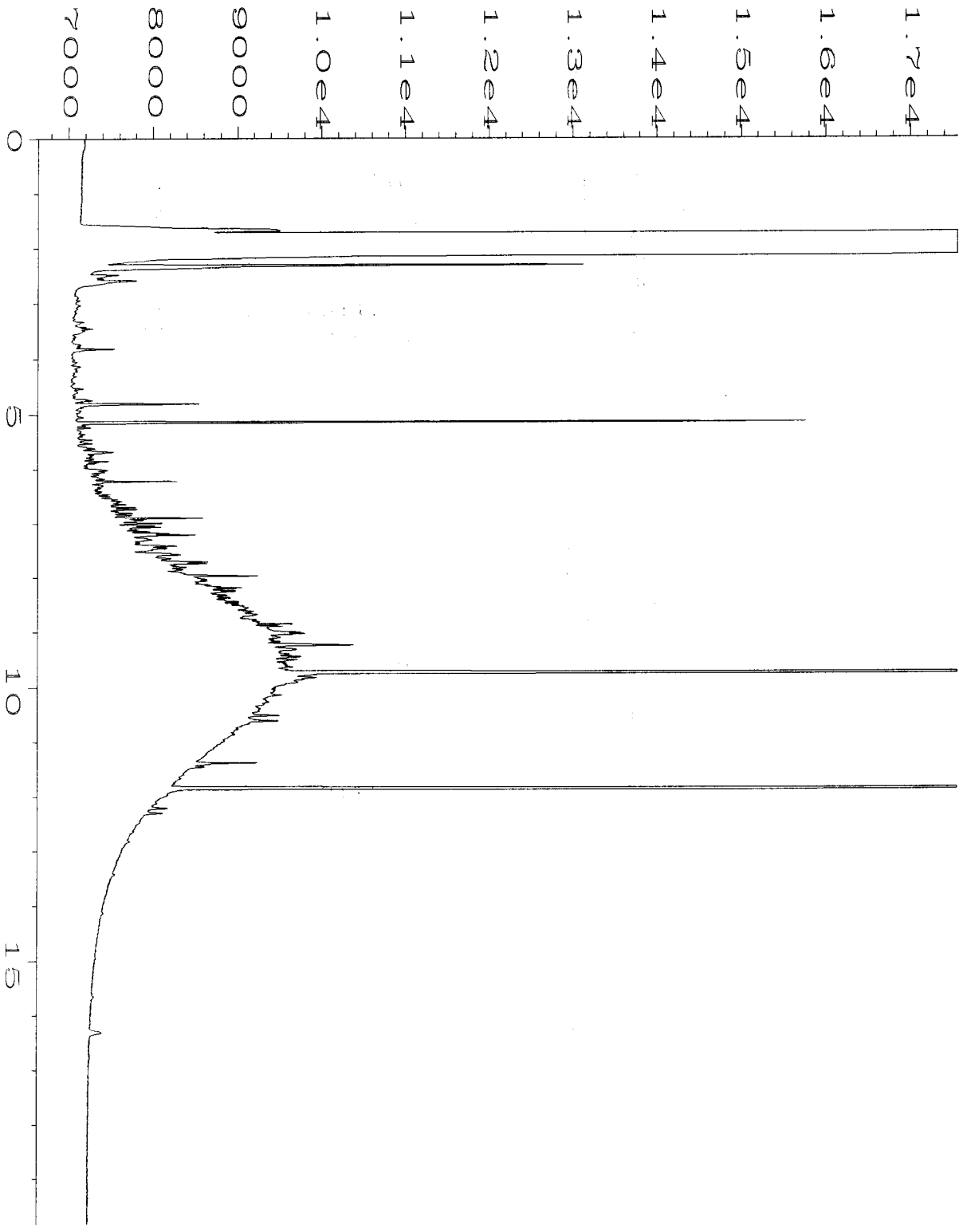

Data File Name	: C:\HPCHEM\1\DATA\04-06-10\029F0801.D		
Operator	: ay	Page Number	: 1
Instrument	: GC1	Vial Number	: 29
Sample Name	: 004055-01	Injection Number	: 1
Run Time Bar Code:		Sequence Line	: 8
Acquired on	: 06 Apr 10 10:07 PM	Instrument Method	: TPHD.MTH
Report Created on	: 07 Apr 10 10:46 AM	Analysis Method	: TPHD.MTH

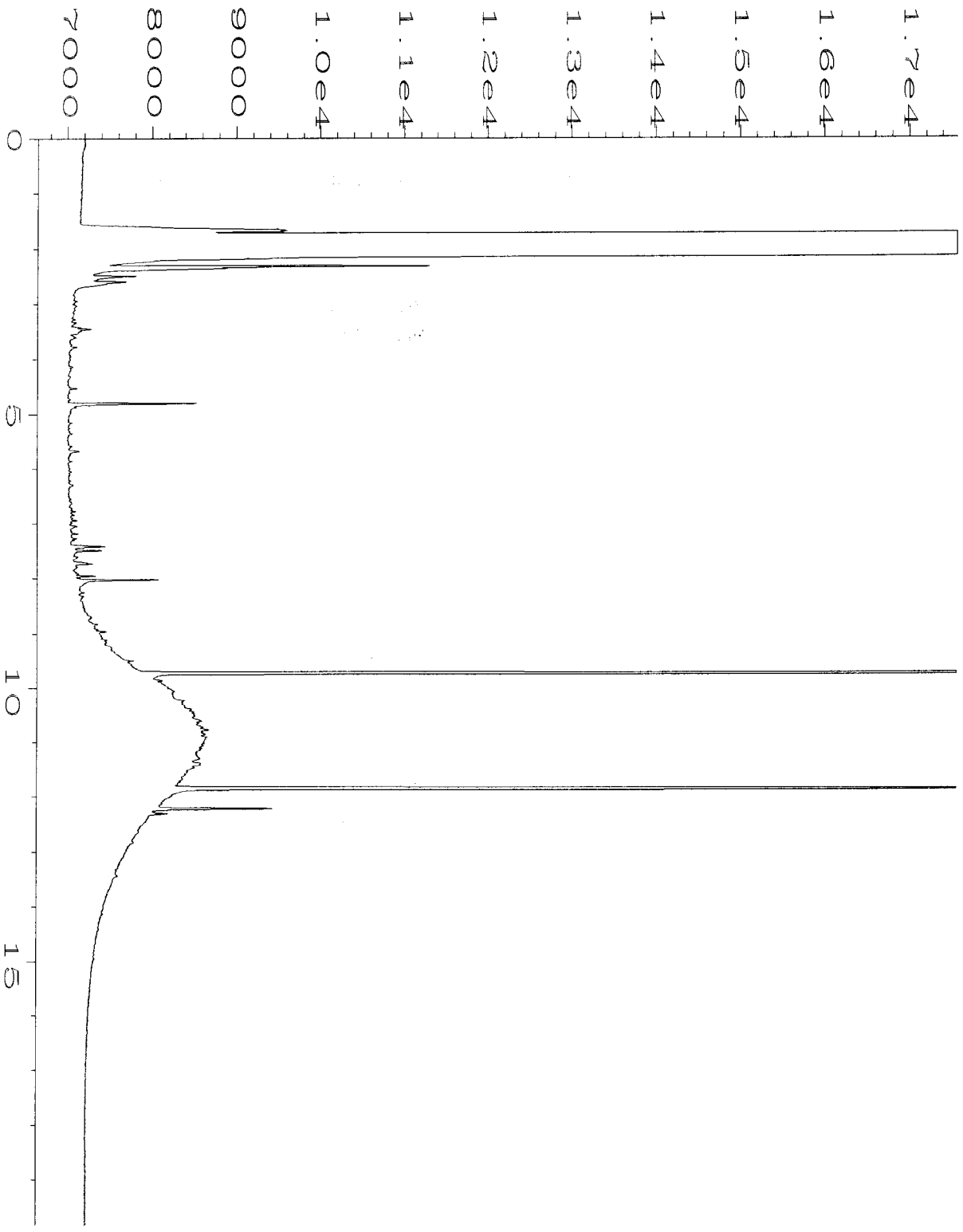

Data File Name	: C:\HPCHEM\1\DATA\04-06-10\030F0801.D		
Operator	: ay	Page Number	: 1
Instrument	: GC1	Vial Number	: 30
Sample Name	: 004055-02	Injection Number	: 1
Run Time Bar Code:		Sequence Line	: 8
Acquired on	: 06 Apr 10 10:33 PM	Instrument Method	: TPHD.MTH
Report Created on	: 07 Apr 10 10:47 AM	Analysis Method	: TPHD.MTH

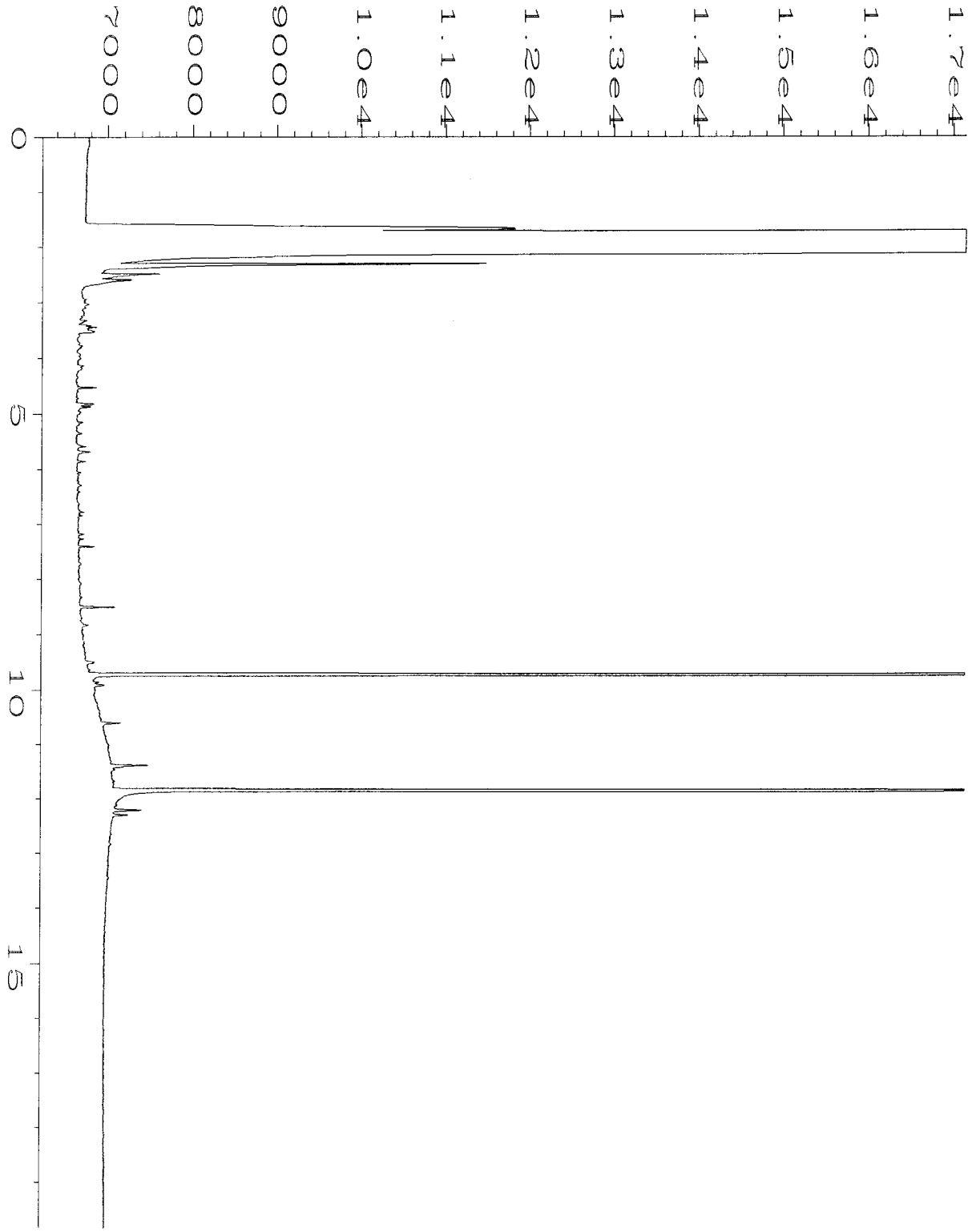

Data File Name : C:\HPCHEM\1\DATA\04-09-10\055F1001.D
Operator : ay
Instrument : GC1
Sample Name : 004055-03
Run Time Bar Code:
Acquired on : 10 Apr 10 01:16 PM
Report Created on: 12 Apr 10 10:34 AM

Page Number : 1
Vial Number : 55
Injection Number : 1
Sequence Line : 10
Instrument Method: TPHD.MTH
Analysis Method : TPHD.MTH

004055

SAMPLE CHAIN OF CUSTODY

ME 04/05/10

V2/C04

Page # 1 of 1

Send Report To Tim Brown, cc: Jessica Brown + Audrey Hackett

Company Sound Environmental Strategies

Address 2400 Airport Way S, Ste. 200

City, State, ZIP Seattle, WA 98134

Phone # 206.306.1900 Fax # 206.306.1907

SAMPLERS (signature)

PROJECT NAME/NO.: Seattle Terminal

PO #: 01-600

REMARKS

EIM (Y) / N

TURNAROUND TIME

⊗ Standard (2 Weeks)

☐ RUSH

Rush charges authorized by:

SAMPLE DISPOSAL

⊗ Dispose after 30 days

☐ Return samples

☐ Will call with instructions

Sample ID	Sample Location	Sample Depth	Lab ID	Date Sampled	Time Sampled	Matrix	# of jars	GRPH by NWTPH-Gx	BTEX by EPA 8021B	DRPH/ORPH by NWTPH-Dx	PCP by EPA 8270D Low-level detection limits	cVOCs by EPA 8260B	Nitrate and Sulfate by EPA 300.0	Methane, Ethane and Ethene by RSK 175	Notes
01MW50-20100405	01MW50	23	01 A-E	4.5.10	1215	H_2O	5	X	X	X					✓ pw JB4/8/10 NS
01MW34-20100405	01MW34	30	02 A-E	"	1350	"	5	X	X	X					
02MW14-20100405	02MW14	12.5	03 A-I	"	1510	"	9	X	X	✓		X			

APH 4.5.10

Friedman & Bruya, Inc.
3012 16th Avenue West
Seattle, WA 98119-2029
Ph. (206) 285-8282
Fax (206) 283-5044

SIGNATURE	PRINT NAME	COMPANY	DATE	TIME
Relinquished by:	Jessica Brown	SES	4.5.10	1650
Received by:	Hong Nguyen	FBI	"	"
Relinquished by:				
Received by:		Samples received at 5 °C		

FRIEDMAN & BRUYA, INC.

ENVIRONMENTAL CHEMISTS

James E. Bruya, Ph.D.
Charlene Morrow, M.S.
Yelena Aravkina, M.S.
Bradley T. Benson, B.S.
Kurt Johnson, B.S.

3012 16th Avenue West
Seattle, WA 98119-2029
TEL: (206) 285-8282
FAX: (206) 283-5044
e-mail: fbi@isomedia.com

May 11, 2010

Tim Brown, Project Manager
Sound Environmental Strategies
2811 Fairview Ave. East, Suite 2000
Seattle, WA 98102

Dear Mr. Brown:

Included are the additional results from the testing of material submitted on April 5, 2010 from the TOC_01-600_20100405 WORFDB2, F&BI 004055 project. There are 4 pages included in this report.

We appreciate this opportunity to be of service to you and hope you will call if you should have any questions.

Sincerely,

FRIEDMAN & BRUYA, INC.



Michael Erdahl
Project Manager

Enclosures
c: Mark Chandler, Jessica Brown, Audrey Hackett
SOU0511R.DOC

CASE NARRATIVE

This case narrative encompasses samples received on April 5, 2010 by Friedman & Bruya, Inc. from the Sound Environmental Strategies TOC_01-600_20100405 WORFDB2, F&BI 004055 project. Samples were logged in under the laboratory ID's listed below.

Laboratory ID	Sound Environmental Strategies
004055-01	01MW50-20100405
004055-02	01MW34-20100405
004055-03	02MW14-20100405

All quality control requirements were acceptable.

Date of Report: 05/11/10
Date Received: 04/05/10
Project: TOC_01-600_20100405 WORFDB2, F&BI 004055
Date Extracted: 04/06/10
Date Analyzed: 05/05/10

RESULTS FROM THE ANALYSIS OF WATER SAMPLES FOR TOTAL PETROLEUM HYDROCARBONS AS DIESEL AND MOTOR OIL USING METHOD NWTPH-Dx
Sample Extracts Passed Through a Silica Gel Column Prior to Analysis
Results Reported as ug/L (ppb)

Sample ID Laboratory ID	Diesel Range (C_{10}-C_{25})	Motor Oil Range (C_{25}-C_{36})	Surrogate (% Recovery) (Limit 47-140)
01MW50-20100405 004055-01	<50	<250	91
01MW34-20100405 004055-02	<50	<250	80
Method Blank 00-0494 MB2	<50	<250	104

Date of Report: 05/11/10
Date Received: 04/05/10
Project: TOC_01-600_20100405 WORFDB2, F&BI 004055

QUALITY ASSURANCE RESULTS FROM THE ANALYSIS OF WATER SAMPLES FOR TOTAL PETROLEUM HYDROCARBONS AS MOTOR OIL DIESEL EXTENDED USING METHOD NWTPH-Dx

Laboratory Code: Laboratory Control Sample Silica Gel

Analyte	Reporting Units	Spike Level	Percent Recovery LCS	Percent Recovery LCSD	Acceptance Criteria	RPD (Limit 20)
Motor Oil	ug/L (ppb)	2,500	92	86	70-130	7

Data Qualifiers & Definitions

a - The analyte was detected at a level less than five times the reporting limit. The RPD results may not provide reliable information on the variability of the analysis.

A1 – More than one compound of similar molecule structure was identified with equal probability.

b - The analyte was spiked at a level that was less than five times that present in the sample. Matrix spike recoveries may not be meaningful.

ca - The calibration results for this range fell outside of acceptance criteria. The value reported is an estimate.

c - The presence of the analyte indicated may be due to carryover from previous sample injections.

d - The sample was diluted. Detection limits may be raised due to dilution.

ds - The sample was diluted. Detection limits are raised due to dilution and surrogate recoveries may not be meaningful.

dv - Insufficient sample was available to achieve normal reporting limits and limits are raised accordingly.

fb - Analyte present in the blank and the sample.

fc – The compound is a common laboratory and field contaminant.

hr - The sample and duplicate were reextracted and reanalyzed. RPD results were still outside of control limits. The variability is attributed to sample inhomogeneity.

ht - Analysis performed outside the method or client-specified holding time requirement.

ip - Recovery fell outside of normal control limits. Compounds in the sample matrix interfered with the quantitation of the analyte.

j – The result is below normal reporting limits. The value reported is an estimate.

J - The internal standard associated with the analyte is out of control limits. The reported concentration is an estimate.

jl - The analyte result in the laboratory control sample is out of control limits. The reported concentration should be considered an estimate.

jr - The rpd result in laboratory control sample associated with the analyte is out of control limits. The reported concentration should be considered an estimate.

js - The surrogate associated with the analyte is out of control limits. The reported concentration should be considered an estimate.

lc - The presence of the compound indicated is likely due to laboratory contamination.

L - The reported concentration was generated from a library search.

nm - The analyte was not detected in one or more of the duplicate analyses. Therefore, calculation of the RPD is not applicable.

pc – The sample was received in a container not approved by the method. The value reported should be considered an estimate.

pr – The sample was received with incorrect preservation. The value reported should be considered an estimate.

ve - Estimated concentration calculated for an analyte response above the valid instrument calibration range. A dilution is required to obtain an accurate quantification of the analyte.

vo - The value reported fell outside the control limits established for this analyte.

x - The sample chromatographic pattern does not resemble the fuel standard used for quantitation.



Data File Name : C:\HPCHEM\4\DATA\05-04-10\042F1001.D
Operator : ay
Instrument : GC#4
Sample Name : 004055-01 sg
Run Time Bar Code:
Acquired on : 05 May 10 08:21 AM
Report Created on: 05 May 10 01:07 PM

Page Number : 1
Vial Number : 42
Injection Number : 1
Sequence Line : 10
Instrument Method: TPHD.MTH
Analysis Method : TPHD.MTH



Data File Name	: C:\HPCHEM\4\DATA\05-04-10\043F1001.D		
Operator	: ay	Page Number	: 1
Instrument	: GC#4	Vial Number	: 43
Sample Name	: 004055-02 sg	Injection Number	: 1
Run Time Bar Code:		Sequence Line	: 10
Acquired on	: 05 May 10 08:47 AM	Instrument Method	: TPHD.MTH
Report Created on	: 05 May 10 01:07 PM	Analysis Method	: TPHD.MTH

004055

SAMPLE CHAIN OF CUSTODY

ME 04/05/10

V2/C04

Page # 1 of 1

Send Report To Tim Brown, cc: Jessica Brown + Audrey Hackett

Company Sound Environmental Strategies

Address 2400 Airport Way S, Ste. 200

City, State, ZIP Seattle, WA 98134

Phone # 206.306.1900 Fax # 206.306.1907

SAMPLERS (signature)

PROJECT NAME/NO.: Seattle Terminal

PO #: 01-600

REMARKS

EIM (Y) / N

TURNAROUND TIME
⊗ Standard (2 Weeks)
☐ RUSH
Rush charges authorized by:

SAMPLE DISPOSAL
⊗ Dispose after 30 days
☐ Return samples
☐ Will call with instructions

Sample ID	Sample Location	Sample Depth	Lab ID	Date Sampled	Time Sampled	Matrix	# of Jars	GRPH by NWTPH-Gx	BTEX by EPA 8021B	DRPH/ORPH by NWTPH-Dx	PCP by EPA 8270D Low-level detection limits	cVOCs by EPA 8260B	~~Silica Gel~~ Nitrate and Sulfate by EPA ~~300.0~~	Methane, Ethane and Ethene by RSK 175	Notes
01MW20-20100405	01MW20	7.3	01 A-E	4.5.10	1215	H2O	5	X	X	X			⊗		VPWJB4/9/10 MS
01MW34-20100405	01MW34	20	02 A-E	"	1320	"	5	X	X	X			⊗		
02MW14-20100405	02MW14	12.5	03 A-I	"	1510	"	3	X	X	✓		X			⊗ PW TB 5/5/10 ME

API 4.5.10

SIGNATURE	PRINT NAME	COMPANY	DATE	TIME
Relinquished by:	JESSICA BROWN	SES	4 5 10	1650
Received by:	HOANG NGUYEN	FBI	〃	〃
Relinquished by:				
Received by:		Samples received at 5 °C		

Friedman & Bruya, Inc.
3012 16th Avenue West
Seattle, WA 98119-2029
Ph. (206) 285-8282
Fax (206) 283-5044

FRIEDMAN & BRUYA, INC.

ENVIRONMENTAL CHEMISTS

James E. Bruya, Ph.D.
Charlene Morrow, M.S.
Yelena Aravkina, M.S.
Bradley T. Benson, B.S.
Kurt Johnson, B.S.

3012 16th Avenue West
Seattle, WA 98119-2029
TEL: (206) 285-8282
FAX: (206) 283-5044
e-mail: fbi@isomedia.com

April 21, 2010

Tim Brown, Project Manager
Sound Environmental Strategies
2400 Airport Way S., Suite 200
Seattle, WA 98134-2020

Dear Mr. Brown:

Included is the amended report from the testing of material submitted on April 5, 2010 from the TOC_01-600_20100405 WORFDB2, F&BI 004055 project. The sample ID for 02MW14-20100405 has been corrected.

We apologize for any inconvenience and hope you will call if you should have any questions.

Sincerely,

FRIEDMAN & BRUYA, INC.



Michael Erdahl
Project Manager

Enclosures
c: Mark Chandler, Jessica Brown, Audrey Hackett
SOU0414R.DOC

FRIEDMAN & BRUYA, INC.

ENVIRONMENTAL CHEMISTS

James E. Bruya, Ph.D.
Charlene Morrow, M.S.
Yelena Aravkina, M.S.
Bradley T. Benson, B.S.
Kurt Johnson, B.S.

3012 16th Avenue West
Seattle, WA 98119-2029
TEL: (206) 285-8282
FAX: (206) 283-5044
e-mail: fbi@isomedia.com

April 14, 2010

Tim Brown, Project Manager
Sound Environmental Strategies
2400 Airport Way S., Suite 200
Seattle, WA 98134-2020

Dear Mr. Brown:

Included are the results from the testing of material submitted on April 5, 2010 from the TOC_01-600_20100405 WORFDB2, F&BI 004055 project. There are 11 pages included in this report. Any samples that may remain are currently scheduled for disposal in 30 days. If you would like us to return your samples or arrange for long term storage at our offices, please contact us as soon as possible.

We appreciate this opportunity to be of service to you and hope you will call if you should have any questions.

Sincerely,

FRIEDMAN & BRUYA, INC.



Michael Erdahl
Project Manager

Enclosures
c: Mark Chandler, Jessica Brown, Audrey Hackett
SOU0414R.DOC

CASE NARRATIVE

This case narrative encompasses samples received on April 5, 2010 by Friedman & Bruya, Inc. from the Sound Environmental Strategies TOC_01-600_20100405 WORFDB2, F&BI 004055 project. Samples were logged in under the laboratory ID's listed below.

Laboratory ID	Sound Environmental Strategies
004055-01	01MW50-20100405
004055-02	01MW34-20100405
004055-03	02MW14-20100405

All quality control requirements were acceptable.

Date of Report: 04/14/10
Date Received: 04/05/10
Project: TOC_01-600_20100405 WORFDB2, F&BI 004055
Date Extracted: 04/06/10
Date Analyzed: 04/06/10

RESULTS FROM THE ANALYSIS OF WATER SAMPLES FOR BENZENE, TOLUENE, ETHYLBENZENE, XYLENES AND TPH AS GASOLINE USING EPA METHOD 8021B AND NWTPH-Gx

Results Reported as ug/L (ppb)

Sample ID Laboratory ID	Benzene	Toluene	Ethyl Benzene	Total Xylenes	Gasoline Range	Surrogate (% Recovery) (Limit 52-124)
01MW50-20100405 004055-01	<1	<1	<1	<3	<100	78
01MW34-20100405 004055-02	<1	<1	<1	<3	<100	72
02MW14-20100405 004055-03	<1	<1	<1	<3	<100	103
Method Blank 00-0495 MB2	<1	<1	<1	<3	<100	105

Date of Report: 04/14/10
Date Received: 04/05/10
Project: TOC_01-600_20100405 WORFDB2, F&BI 004055
Date Extracted: 04/06/10 and 04/09/10
Date Analyzed: 04/06/10 and 04/10/10

RESULTS FROM THE ANALYSIS OF WATER SAMPLES FOR TOTAL PETROLEUM HYDROCARBONS AS DIESEL AND MOTOR OIL USING METHOD NWTPH-Dx

Results Reported as ug/L (ppb)

Sample ID Laboratory ID	Diesel Range (C_{10}-C_{25})	Motor Oil Range (C_{25}-C_{36})	Surrogate (% Recovery) (Limit 50-150)
01MW50-20100405 004055-01	410 x	<250	92
01MW34-20100405 004055-02	130 x	<250	89
02MW14-20100405 004055-03	<50	<250	112
Method Blank 00-0494 MB2	<50	<250	74
Method Blank 00-0517 MB	<50	<250	100

Analysis For Volatile Compounds By EPA Method 8260C

Client Sample ID:	02MW14-20100405	Client:	Sound Environmental Strategies
Date Received:	04/05/10	Project:	TOC_01-600_20100405 WORFDB2
Date Extracted:	04/06/10	Lab ID:	004055-03
Date Analyzed:	04/06/10	Data File:	040615.D
Matrix:	Water	Instrument:	GCMS5
Units:	ug/L (ppb)	Operator:	VM

Surrogates:	% Recovery:	Lower Limit:	Upper Limit:
1,2-Dichloroethane-d4	99	63	127
Toluene-d8	95	65	127
4-Bromofluorobenzene	92	69	127

Compounds:	Concentration ug/L (ppb)
Vinyl chloride	<0.2
Chloroethane	<1
1,1-Dichloroethene	<1
Methylene chloride	<5
trans-1,2-Dichloroethene	<1
1,1-Dichloroethane	<1
cis-1,2-Dichloroethene	<1
1,2-Dichloroethane (EDC)	<1
1,1,1-Trichloroethane	<1
Trichloroethene	<1
Tetrachloroethene	<1

Analysis For Volatile Compounds By EPA Method 8260C

Client Sample ID:	Method Blank	Client:	Sound Environmental Strategies
Date Received:	Not Applicable	Project:	TOC_01-600_20100405 WORFDB2
Date Extracted:	04/06/10	Lab ID:	00469 mb
Date Analyzed:	04/06/10	Data File:	040607.D
Matrix:	Water	Instrument:	GCMS5
Units:	ug/L (ppb)	Operator:	VM

Surrogates:	% Recovery:	Lower Limit:	Upper Limit:
1,2-Dichloroethane-d4	99	63	127
Toluene-d8	96	65	127
4-Bromofluorobenzene	97	69	127

Compounds:	Concentration ug/L (ppb)
Vinyl chloride	<0.2
Chloroethane	<1
1,1-Dichloroethene	<1
Methylene chloride	<5
trans-1,2-Dichloroethene	<1
1,1-Dichloroethane	<1
cis-1,2-Dichloroethene	<1
1,2-Dichloroethane (EDC)	<1
1,1,1-Trichloroethane	<1
Trichloroethene	<1
Tetrachloroethene	<1

Date of Report: 04/14/10
Date Received: 04/05/10
Project: TOC_01-600_20100405 WORFDB2, F&BI 004055

QUALITY ASSURANCE RESULTS FOR THE ANALYSIS OF WATER SAMPLES FOR BENZENE, TOLUENE, ETHYLBENZENE, XYLENES, AND TPH AS GASOLINE USING EPA METHOD 8021B AND NWTPH-Gx

Laboratory Code: 004045-01 (Duplicate)

Analyte	Reporting Units	Sample Result	Duplicate Result	Relative Percent Difference (Limit 20)
Benzene	ug/L (ppb)	<1	<1	nm
Toluene	ug/L (ppb)	<1	<1	nm
Ethylbenzene	ug/L (ppb)	<1	<1	nm
Xylenes	ug/L (ppb)	<3	<3	nm
Gasoline	ug/L (ppb)	<100	<100	nm

Laboratory Code: Laboratory Control Sample

Analyte	Reporting Units	Spike Level	Percent Recovery LCS	Acceptance Criteria
Benzene	ug/L (ppb)	50	99	65-118
Toluene	ug/L (ppb)	50	102	72-122
Ethylbenzene	ug/L (ppb)	50	100	73-126
Xylenes	ug/L (ppb)	150	102	74-118
Gasoline	ug/L (ppb)	1,000	101	69-134

Date of Report: 04/14/10
Date Received: 04/05/10
Project: TOC_01-600_20100405 WORFDB2, F&BI 004055

QUALITY ASSURANCE RESULTS FOR THE ANALYSIS OF WATER SAMPLES FOR TOTAL PETROLEUM HYDROCARBONS AS DIESEL EXTENDED USING METHOD NWTPH-Dx

Laboratory Code: Laboratory Control Sample

Analyte	Reporting Units	Spike Level	Percent Recovery LCS	Percent Recovery LCSD	Acceptance Criteria	RPD (Limit 20)
Diesel Extended	ug/L (ppb)	2,500	102	107	69-135	5

Date of Report: 04/14/10
Date Received: 04/05/10
Project: TOC_01-600_20100405 WORFDB2, F&BI 004055

QUALITY ASSURANCE RESULTS FOR THE ANALYSIS OF WATER SAMPLES FOR TOTAL PETROLEUM HYDROCARBONS AS DIESEL EXTENDED USING METHOD NWTPH-Dx

Laboratory Code: Laboratory Control Sample

Analyte	Reporting Units	Spike Level	Percent Recovery LCS	Percent Recovery LCSD	Acceptance Criteria	RPD (Limit 20)
Diesel Extended	ug/L (ppb)	2,500	100	114	63-142	13

Date of Report: 04/14/10
Date Received: 04/05/10
Project: TOC_01-600_20100405 WORFDB2, F&BI 004055

QUALITY ASSURANCE RESULTS FOR THE ANALYSIS OF WATER SAMPLES FOR VOLATILES BY EPA METHOD 8260C

Laboratory Code: 004053-01 (Duplicate)

Analyte	Reporting Units	Sample Result	Duplicate Result	Relative Percent Difference (Limit 20)
Vinyl chloride	ug/L (ppb)	<0.2	<0.2	nm
Chloroethane	ug/L (ppb)	<1	<1	nm
1,1-Dichloroethene	ug/L (ppb)	<1	<1	nm
Methylene chloride	ug/L (ppb)	<5	<5	nm
trans-1,2-Dichloroethene	ug/L (ppb)	<1	<1	nm
1,1-Dichloroethane	ug/L (ppb)	<1	<1	nm
cis-1,2-Dichloroethene	ug/L (ppb)	<1	<1	nm
1,2-Dichloroethane (EDC)	ug/L (ppb)	<1	<1	nm
1,1,1-Trichloroethane	ug/L (ppb)	<1	<1	nm
Trichloroethene	ug/L (ppb)	<1	<1	nm
Tetrachloroethene	ug/L (ppb)	<1	<1	nm

Laboratory Code: 004055-03 (Matrix Spike)

Analyte	Reporting Units	Spike Level	Sample Result	Percent Recovery MS	Acceptance Criteria
Vinyl chloride	ug/L (ppb)	50	<0.2	98	38-157
Chloroethane	ug/L (ppb)	50	<1	101	10-172
1,1-Dichloroethene	ug/L (ppb)	50	<1	101	35-149
Methylene chloride	ug/L (ppb)	50	<5	86	66-126
trans-1,2-Dichloroethene	ug/L (ppb)	50	<1	93	65-128
1,1-Dichloroethane	ug/L (ppb)	50	<1	95	67-127
cis-1,2-Dichloroethene	ug/L (ppb)	50	<1	100	71-129
1,2-Dichloroethane (EDC)	ug/L (ppb)	50	<1	97	68-132
1,1,1-Trichloroethane	ug/L (ppb)	50	<1	93	63-135
Trichloroethene	ug/L (ppb)	50	<1	104	72-120
Tetrachloroethene	ug/L (ppb)	50	<1	101	71-126

Date of Report: 04/14/10
Date Received: 04/05/10
Project: TOC_01-600_20100405 WORFDB2, F&BI 004055

QUALITY ASSURANCE RESULTS FOR THE ANALYSIS OF WATER SAMPLES FOR VOLATILES BY EPA METHOD 8260C

Laboratory Code: Laboratory Control Sample

Analyte	Reporting Units	Spike Level	Percent Recovery LCS	Percent Recovery LCSD	Acceptance Criteria	RPD (Limit 20)
Vinyl chloride	ug/L (ppb)	50	106	104	53-131	2
Chloroethane	ug/L (ppb)	50	102	103	52-127	1
1,1-Dichloroethene	ug/L (ppb)	50	100	101	68-131	1
Methylene chloride	ug/L (ppb)	50	89	89	17-177	0
trans-1,2-Dichloroethene	ug/L (ppb)	50	96	98	71-128	2
1,1-Dichloroethane	ug/L (ppb)	50	100	101	74-118	1
cis-1,2-Dichloroethene	ug/L (ppb)	50	107	106	74-126	1
1,2-Dichloroethane (EDC)	ug/L (ppb)	50	96	99	77-118	3
1,1,1-Trichloroethane	ug/L (ppb)	50	98	99	77-123	1
Trichloroethene	ug/L (ppb)	50	106	108	74-119	2
Tetrachloroethene	ug/L (ppb)	50	107	110	86-121	3

Data Qualifiers & Definitions

a - The analyte was detected at a level less than five times the reporting limit. The RPD results may not provide reliable information on the variability of the analysis.

A1 – More than one compound of similar molecule structure was identified with equal probability.

b - The analyte was spiked at a level that was less than five times that present in the sample. Matrix spike recoveries may not be meaningful.

ca - The calibration results for this range fell outside of acceptance criteria. The value reported is an estimate.

c - The presence of the analyte indicated may be due to carryover from previous sample injections.

d - The sample was diluted. Detection limits may be raised due to dilution.

ds - The sample was diluted. Detection limits are raised due to dilution and surrogate recoveries may not be meaningful.

dv - Insufficient sample was available to achieve normal reporting limits and limits are raised accordingly.

fb - Analyte present in the blank and the sample.

fc – The compound is a common laboratory and field contaminant.

hr - The sample and duplicate were reextracted and reanalyzed. RPD results were still outside of control limits. The variability is attributed to sample inhomogeneity.

ht - Analysis performed outside the method or client-specified holding time requirement.

ip - Recovery fell outside of normal control limits. Compounds in the sample matrix interfered with the quantitation of the analyte.

j – The result is below normal reporting limits. The value reported is an estimate.

J - The internal standard associated with the analyte is out of control limits. The reported concentration is an estimate.

jl - The analyte result in the laboratory control sample is out of control limits. The reported concentration should be considered an estimate.

jr - The rpd result in laboratory control sample associated with the analyte is out of control limits. The reported concentration should be considered an estimate.

js - The surrogate associated with the analyte is out of control limits. The reported concentration should be considered an estimate.

lc - The presence of the compound indicated is likely due to laboratory contamination.

L - The reported concentration was generated from a library search.

nm - The analyte was not detected in one or more of the duplicate analyses. Therefore, calculation of the RPD is not applicable.

pc – The sample was received in a container not approved by the method. The value reported should be considered an estimate.

pr – The sample was received with incorrect preservation. The value reported should be considered an estimate.

ve - Estimated concentration calculated for an analyte response above the valid instrument calibration range. A dilution is required to obtain an accurate quantification of the analyte.

vo - The value reported fell outside the control limits established for this analyte.

x - The sample chromatographic pattern does not resemble the fuel standard used for quantitation.

FRIEDMAN & BRUYA, INC.

ENVIRONMENTAL CHEMISTS

James E. Bruya, Ph.D.
Charlene Morrow, M.S.
Yelena Aravkina, M.S.
Bradley T. Benson, B.S.
Kurt Johnson, B.S.

3012 16th Avenue West
Seattle, WA 98119-2029
TEL: (206) 285-8282
FAX: (206) 283-5044
e-mail: fbi@isomedia.com

April 14, 2010

Tim Brown, Project Manager
Sound Environmental Strategies
2400 Airport Way S., Suite 200
Seattle, WA 98134-2020

Dear Mr. Brown:

Included are the results from the testing of material submitted on April 6, 2010 from the TOC_01-600_20100406 WORFDB2, F&BI 004068 project. There are 10 pages included in this report. Any samples that may remain are currently scheduled for disposal in 30 days. If you would like us to return your samples or arrange for long term storage at our offices, please contact us as soon as possible.

We appreciate this opportunity to be of service to you and hope you will call if you should have any questions.

Sincerely,

FRIEDMAN & BRUYA, INC.



Michael Erdahl
Project Manager

Enclosures
c: Mark Chandler, Jessica Brown, Audrey Hackett
SOU0414R.DOC

CASE NARRATIVE

This case narrative encompasses samples received on April 6, 2010 by Friedman & Bruya, Inc. from the Sound Environmental Strategies TOC_01-600_20100406 WORFDB2, F&BI 004068 project. Samples were logged in under the laboratory ID's listed below.

Laboratory ID	Sound Environmental Strategies
004068-01	02MW13-20100406
004068-02	02MW07-20100406
004068-03	02MW02-20100406
004068-04	02MW08-20100406

All quality control requirements were acceptable.

Date of Report: 04/14/10
Date Received: 04/06/10
Project: TOC_01-600_20100406 WORFDB2, F&BI 004068
Date Extracted: 04/07/10
Date Analyzed: 04/07/10

RESULTS FROM THE ANALYSIS OF WATER SAMPLES FOR BENZENE, TOLUENE, ETHYLBENZENE, XYLENES AND TPH AS GASOLINE USING EPA METHOD 8021B AND NWTPH-Gx

Results Reported as ug/L (ppb)

Sample ID Laboratory ID	Benzene	Toluene	Ethyl Benzene	Total Xylenes	Gasoline Range	Surrogate (% Recovery) (Limit 52-124)
02MW13-20100406 004068-01	<1	<1	<1	<3	<100	101
02MW07-20100406 004068-02	<1	<1	<1	<3	<100	97
02MW02-20100406 004068-03	<1	<1	<1	<3	<100	102
02MW08-20100406 004068-04	<1	<1	<1	<3	<100	93
Method Blank 00-0508 MB	<1	<1	<1	<3	<100	96

Date of Report: 04/14/10
Date Received: 04/06/10
Project: TOC_01-600_20100406 WORFDB2, F&BI 004068
Date Extracted: 04/07/10
Date Analyzed: 04/08/10

RESULTS FROM THE ANALYSIS OF WATER SAMPLES FOR TOTAL PETROLEUM HYDROCARBONS AS DIESEL AND MOTOR OIL USING METHOD NWTPH-Dx

Results Reported as ug/L (ppb)

Sample ID Laboratory ID	Diesel Range (C_{10}-C_{25})	Motor Oil Range (C_{25}-C_{36})	Surrogate (% Recovery) (Limit 50-150)
02MW13-20100406 004068-01	67 x	<250	97
02MW07-20100406 004068-02	53 x	<250	97
02MW02-20100406 004068-03	54 x	<250	74
02MW08-20100406 004068-04	<50	<250	100
Method Blank 00-0507 MB	<50	<250	88

Analysis For Volatile Compounds By EPA Method 8260C

Client Sample ID:	02MW13-20100406	Client:	Sound Environmental Strategies
Date Received:	04/06/10	Project:	TOC_01-600_20100406 WORFDB2
Date Extracted:	04/07/10	Lab ID:	004068-01
Date Analyzed:	04/07/10	Data File:	040710.D
Matrix:	Water	Instrument:	GCMS5
Units:	ug/L (ppb)	Operator:	VM

Surrogates:	% Recovery:	Lower Limit:	Upper Limit:
1,2-Dichloroethane-d4	98	63	127
Toluene-d8	94	65	127
4-Bromofluorobenzene	95	69	127

Compounds:	Concentration ug/L (ppb)
Vinyl chloride	<0.2
Chloroethane	<1
1,1-Dichloroethene	<1
Methylene chloride	<5
trans-1,2-Dichloroethene	<1
1,1-Dichloroethane	<1
cis-1,2-Dichloroethene	<1
1,2-Dichloroethane (EDC)	<1
1,1,1-Trichloroethane	<1
Trichloroethene	<1
Tetrachloroethene	<1

Analysis For Volatile Compounds By EPA Method 8260C

Client Sample ID:	Method Blank	Client:	Sound Environmental Strategies
Date Received:	Not Applicable	Project:	TOC_01-600_20100406 WORFDB2
Date Extracted:	04/07/10	Lab ID:	00471 mb
Date Analyzed:	04/07/10	Data File:	040709.D
Matrix:	Water	Instrument:	GCMS5
Units:	ug/L (ppb)	Operator:	VM

Surrogates:	% Recovery:	Lower Limit:	Upper Limit:
1,2-Dichloroethane-d4	99	63	127
Toluene-d8	98	65	127
4-Bromofluorobenzene	99	69	127

Compounds:	Concentration ug/L (ppb)
Vinyl chloride	<0.2
Chloroethane	<1
1,1-Dichloroethene	<1
Methylene chloride	<5
trans-1,2-Dichloroethene	<1
1,1-Dichloroethane	<1
cis-1,2-Dichloroethene	<1
1,2-Dichloroethane (EDC)	<1
1,1,1-Trichloroethane	<1
Trichloroethene	<1
Tetrachloroethene	<1

Date of Report: 04/14/10
Date Received: 04/06/10
Project: TOC_01-600_20100406 WORFDB2, F&BI 004068

QUALITY ASSURANCE RESULTS FOR THE ANALYSIS OF WATER SAMPLES FOR BENZENE, TOLUENE, ETHYLBENZENE, XYLENES, AND TPH AS GASOLINE USING EPA METHOD 8021B AND NWTPH-Gx

Laboratory Code: 004066-01 (Duplicate)

Analyte	Reporting Units	Sample Result	Duplicate Result	Relative Percent Difference (Limit 20)
Benzene	ug/L (ppb)	<1	<1	nm
Toluene	ug/L (ppb)	2	2	0
Ethylbenzene	ug/L (ppb)	<1	<1	nm
Xylenes	ug/L (ppb)	<3	<3	nm
Gasoline	ug/L (ppb)	<100	<100	nm

Laboratory Code: Laboratory Control Sample

Analyte	Reporting Units	Spike Level	Percent Recovery LCS	Acceptance Criteria
Benzene	ug/L (ppb)	50	102	65-118
Toluene	ug/L (ppb)	50	105	72-122
Ethylbenzene	ug/L (ppb)	50	104	73-126
Xylenes	ug/L (ppb)	150	105	74-118
Gasoline	ug/L (ppb)	1,000	97	69-134

Date of Report: 04/14/10
Date Received: 04/06/10
Project: TOC_01-600_20100406 WORFDB2, F&BI 004068

QUALITY ASSURANCE RESULTS FOR THE ANALYSIS OF WATER SAMPLES FOR TOTAL PETROLEUM HYDROCARBONS AS DIESEL EXTENDED USING METHOD NWTPH-Dx

Laboratory Code: Laboratory Control Sample

Analyte	Reporting Units	Spike Level	Percent Recovery LCS	Percent Recovery LCSD	Acceptance Criteria	RPD (Limit 20)
Diesel Extended	ug/L (ppb)	2,500	100	106	63-142	6

Date of Report: 04/14/10
Date Received: 04/06/10
Project: TOC_01-600_20100406 WORFDB2, F&BI 004068

QUALITY ASSURANCE RESULTS FOR THE ANALYSIS OF WATER SAMPLES FOR VOLATILES BY EPA METHOD 8260C

Laboratory Code: 004068-01 (Duplicate)

Analyte	Reporting Units	Sample Result	Duplicate Result	Relative Percent Difference (Limit 20)
Vinyl chloride	ug/L (ppb)	<0.2	<0.2	nm
Chloroethane	ug/L (ppb)	<1	<1	nm
1,1-Dichloroethene	ug/L (ppb)	<1	<1	nm
Methylene chloride	ug/L (ppb)	<5	<5	nm
trans-1,2-Dichloroethene	ug/L (ppb)	<1	<1	nm
1,1-Dichloroethane	ug/L (ppb)	<1	<1	nm
cis-1,2-Dichloroethene	ug/L (ppb)	<1	<1	nm
1,2-Dichloroethane (EDC)	ug/L (ppb)	<1	<1	nm
1,1,1-Trichloroethane	ug/L (ppb)	<1	<1	nm
Trichloroethene	ug/L (ppb)	<1	<1	nm
Tetrachloroethene	ug/L (ppb)	<1	<1	nm

Laboratory Code: 004066-02 (Matrix Spike)

Analyte	Reporting Units	Spike Level	Sample Result	Percent Recovery MS	Acceptance Criteria
Vinyl chloride	ug/L (ppb)	50	<0.2	93	38-157
Chloroethane	ug/L (ppb)	50	<1	93	10-172
1,1-Dichloroethene	ug/L (ppb)	50	<1	97	35-149
Methylene chloride	ug/L (ppb)	50	<5	88	66-126
trans-1,2-Dichloroethene	ug/L (ppb)	50	<1	91	65-128
1,1-Dichloroethane	ug/L (ppb)	50	<1	94	67-127
cis-1,2-Dichloroethene	ug/L (ppb)	50	<1	100	71-129
1,2-Dichloroethane (EDC)	ug/L (ppb)	50	<1	97	68-132
1,1,1-Trichloroethane	ug/L (ppb)	50	<1	92	63-135
Trichloroethene	ug/L (ppb)	50	1.1	106	72-120
Tetrachloroethene	ug/L (ppb)	50	<1	102	71-126

Date of Report: 04/14/10
Date Received: 04/06/10
Project: TOC_01-600_20100406 WORFDB2, F&BI 004068

QUALITY ASSURANCE RESULTS FOR THE ANALYSIS OF WATER SAMPLES FOR VOLATILES BY EPA METHOD 8260C

Laboratory Code: Laboratory Control Sample

Analyte	Reporting Units	Spike Level	Percent Recovery LCS	Percent Recovery LCSD	Acceptance Criteria	RPD (Limit 20)
Vinyl chloride	ug/L (ppb)	50	112	108	53-131	4
Chloroethane	ug/L (ppb)	50	106	105	52-127	1
1,1-Dichloroethene	ug/L (ppb)	50	104	103	68-131	1
Methylene chloride	ug/L (ppb)	50	94	89	17-177	5
trans-1,2-Dichloroethene	ug/L (ppb)	50	101	96	71-128	5
1,1-Dichloroethane	ug/L (ppb)	50	102	97	74-118	5
cis-1,2-Dichloroethene	ug/L (ppb)	50	110	103	74-126	7
1,2-Dichloroethane (EDC)	ug/L (ppb)	50	97	95	77-118	2
1,1,1-Trichloroethane	ug/L (ppb)	50	99	96	77-123	3
Trichloroethene	ug/L (ppb)	50	103	103	74-119	0
Tetrachloroethene	ug/L (ppb)	50	103	103	86-121	0

Data Qualifiers & Definitions

a - The analyte was detected at a level less than five times the reporting limit. The RPD results may not provide reliable information on the variability of the analysis.

A1 – More than one compound of similar molecule structure was identified with equal probability.

b - The analyte was spiked at a level that was less than five times that present in the sample. Matrix spike recoveries may not be meaningful.

ca - The calibration results for this range fell outside of acceptance criteria. The value reported is an estimate.

c - The presence of the analyte indicated may be due to carryover from previous sample injections.

d - The sample was diluted. Detection limits may be raised due to dilution.

ds - The sample was diluted. Detection limits are raised due to dilution and surrogate recoveries may not be meaningful.

dv - Insufficient sample was available to achieve normal reporting limits and limits are raised accordingly.

fb - Analyte present in the blank and the sample.

fc – The compound is a common laboratory and field contaminant.

hr - The sample and duplicate were reextracted and reanalyzed. RPD results were still outside of control limits. The variability is attributed to sample inhomogeneity.

ht - Analysis performed outside the method or client-specified holding time requirement.

ip - Recovery fell outside of normal control limits. Compounds in the sample matrix interfered with the quantitation of the analyte.

j – The result is below normal reporting limits. The value reported is an estimate.

J - The internal standard associated with the analyte is out of control limits. The reported concentration is an estimate.

jl - The analyte result in the laboratory control sample is out of control limits. The reported concentration should be considered an estimate.

jr - The rpd result in laboratory control sample associated with the analyte is out of control limits. The reported concentration should be considered an estimate.

js - The surrogate associated with the analyte is out of control limits. The reported concentration should be considered an estimate.

lc - The presence of the compound indicated is likely due to laboratory contamination.

L - The reported concentration was generated from a library search.

nm - The analyte was not detected in one or more of the duplicate analyses. Therefore, calculation of the RPD is not applicable.

pc – The sample was received in a container not approved by the method. The value reported should be considered an estimate.

pr – The sample was received with incorrect preservation. The value reported should be considered an estimate.

ve - Estimated concentration calculated for an analyte response above the valid instrument calibration range. A dilution is required to obtain an accurate quantification of the analyte.

vo - The value reported fell outside the control limits established for this analyte.

x - The sample chromatographic pattern does not resemble the fuel standard used for quantitation.

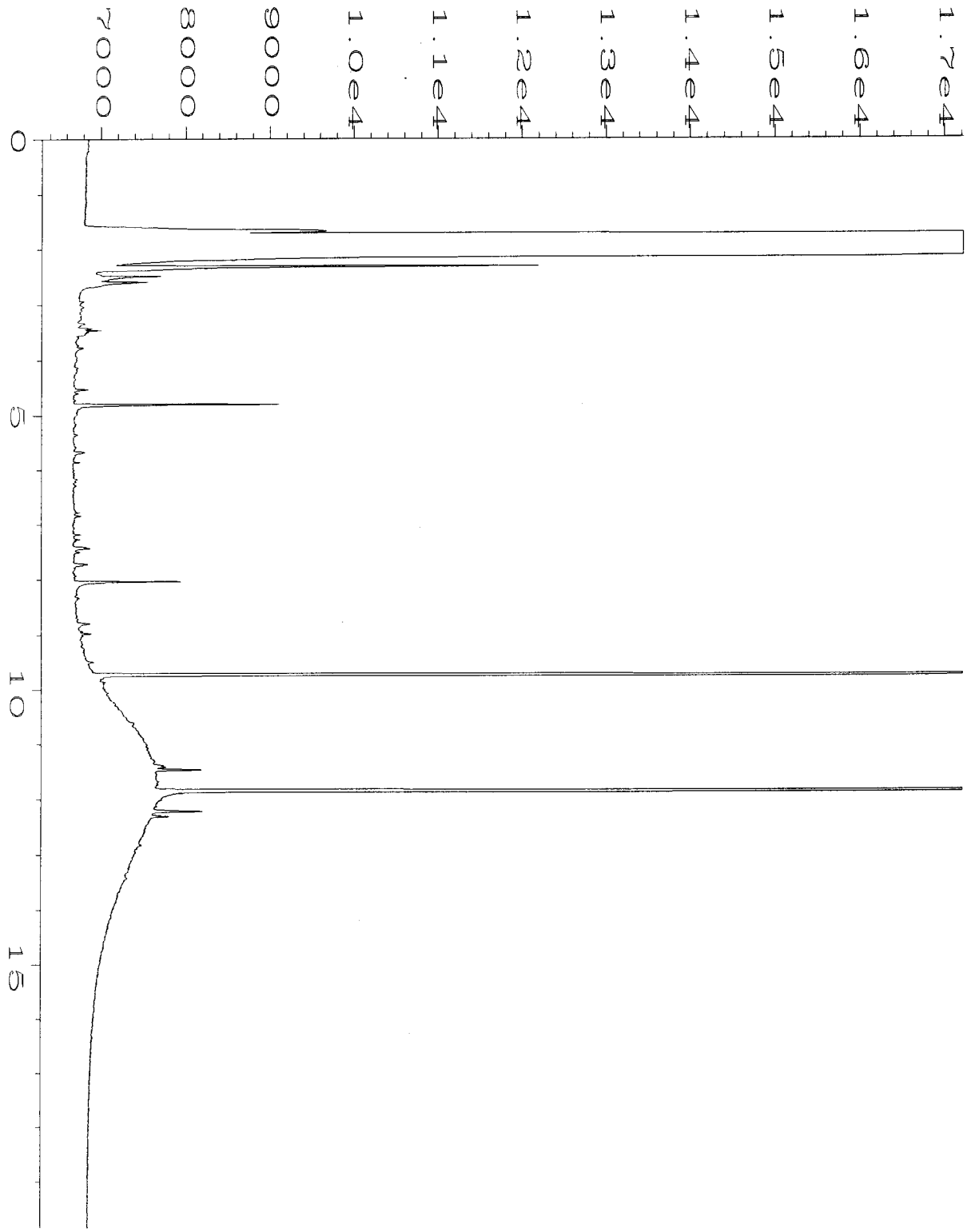

Data File Name : C:\HPCHEM\1\DATA\04-07-10\021F0601.D

Operator	: ay	Page Number	: 1
Instrument	: GC1	Vial Number	: 21
Sample Name	: 004068-01	Injection Number	: 1
Run Time Bar Code:		Sequence Line	: 6
Acquired on	: 08 Apr 10 01:47 AM	Instrument Method	: TPHD.MTH
Report Created on	: 08 Apr 10 09:58 AM	Analysis Method	: TPHDX.MTH

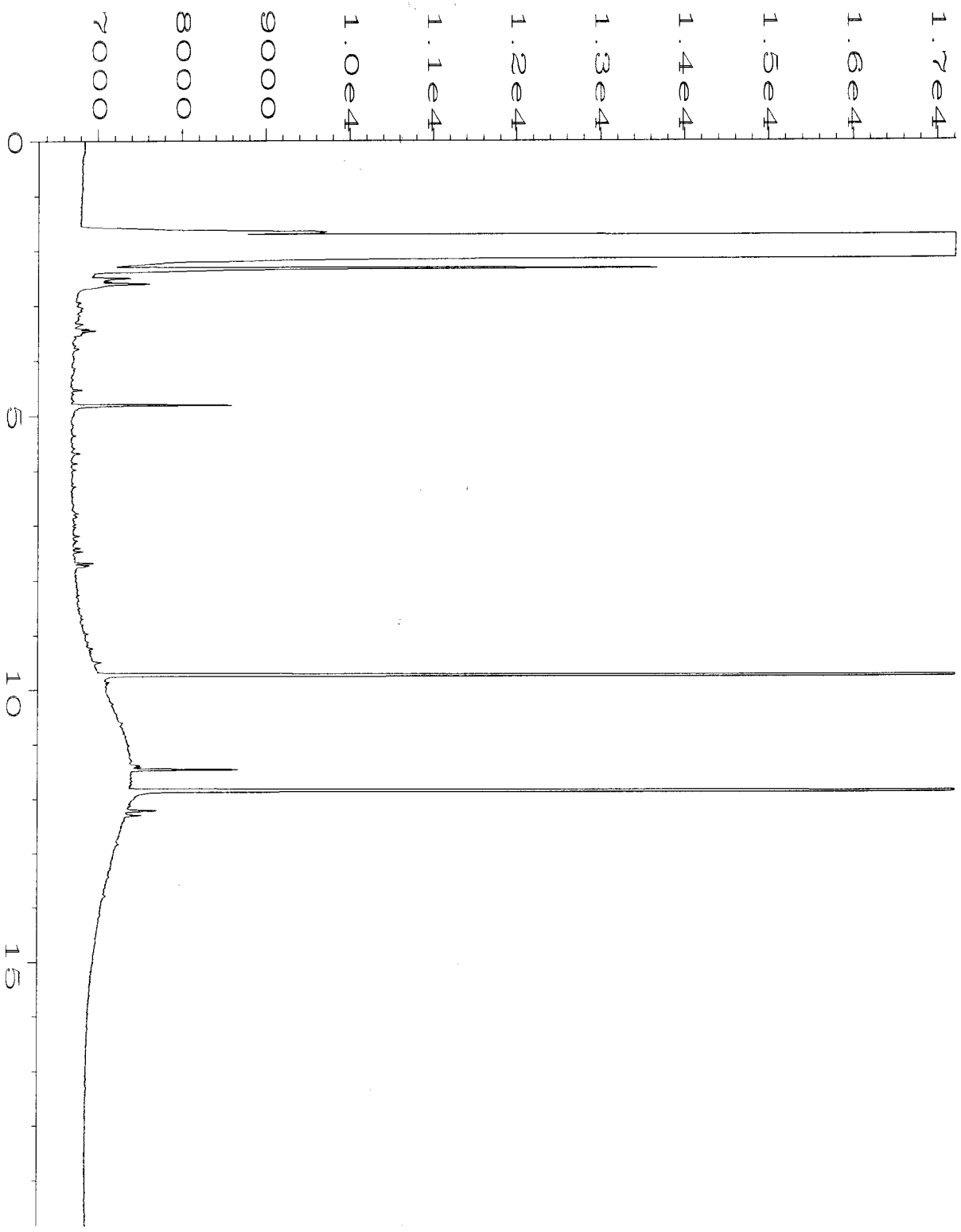

Data File Name : C:\HPCHEM\1\DATA\04-07-10\022F0601.D
Operator : ay
Instrument : GC1
Sample Name : 004068-02
Run Time Bar Code:
Acquired on : 08 Apr 10 02:14 AM
Report Created on: 08 Apr 10 09:58 AM

Page Number : 1
Vial Number : 22
Injection Number : 1
Sequence Line : 6
Instrument Method: TPHD.MTH
Analysis Method : TPHDX.MTH



Data File Name	: C:\HPCHEM\1\DATA\04-07-10\023F0601.D		
Operator	: ay	Page Number	: 1
Instrument	: GC1	Vial Number	: 23
Sample Name	: 004068-03	Injection Number	: 1
Run Time Bar Code:		Sequence Line	: 6
Acquired on	: 08 Apr 10 02:41 AM	Instrument Method	: TPHD.MTH
Report Created on:	08 Apr 10 09:58 AM	Analysis Method	: TPHDX.MTH



Data File Name : C:\HPCHEM\1\DATA\04-07-10\024F0601.D
Operator : ay
Instrument : GC1
Sample Name : 004068-04
Run Time Bar Code:
Acquired on : 08 Apr 10 03:07 AM
Report Created on: 08 Apr 10 09:58 AM

Page Number : 1
Vial Number : 24
Injection Number : 1
Sequence Line : 6
Instrument Method: TPHD.MTH
Analysis Method : TPHDX.MTH

004068

SAMPLE CHAIN OF CUSTODY

ME 04/06/10 V2/C05

Page # 1 of 1

Send Report To Tim Brown, cc: Jessica Brown + Audrey Hackett

Company Sound Environmental Strategies

Address 2400 Airport Way S, Ste. 200

City, State, ZIP Seattle, WA 98134

Phone # 206.306.1900 Fax # 206.306.1907

SAMPLERS.(signature)

PROJECT NAME/NO.: Seattle Terminal

PO #: 01-600

REMARKS

EIM Y / N

TURNAROUND TIME
- ⊗ Standard (2 Weeks)
- □ RUSH
- Rush charges authorized by:

SAMPLE DISPOSAL
- ⊗ Dispose after 30 days
- □ Return samples
- □ Will call with instructions

Sample ID	Sample Location	Sample Depth	Lab ID	Date Sampled	Time Sampled	Matrix	# of jars	GRPH by NWTPH-Gx	BTEX by EPA 8021B	DRPH/ORPH by NWTPH-Dx	PCP by EPA 8270D Low-level detection limits	cVOCs by EPA 8260B	Nitrate and Sulfate by EPA 300.0	Methane, Ethane and Ethene by RSK 175	Notes
02MW03-041010	SMW03	11.5'	01 A-F	4.6.10	1135	H2O	6	X	X	X		X			
02MW07-041010	SMW07	4.5'	02 A-D		1300		4	X	X	X					
02MW02-041010	SMW02	7.5'	03 A-D		1430		4	X	X	X					
02MW08-041010	SMW08	17'	04 A-D		1535		4	X	X	X					

Samples received at 5 °C

Friedman & Bruya, Inc.
3012 16th Avenue West
Seattle, WA 98119-2029
Ph. (206) 285-8282
Fax (206) 283-5044

	SIGNATURE	PRINT NAME	COMPANY	DATE	TIME
Relinquished by:			SES	4.6.10	1645
Received by:		JESSICA BROWN	SES	4.6.10	1645
Relinquished by:		JESSICA BROWN	SES	4.6.10	1719
Received by:		HONG NGUYEN	FBI	✓	✓

FRIEDMAN & BRUYA, INC.

ENVIRONMENTAL CHEMISTS

James E. Bruya, Ph.D.
Charlene Morrow, M.S.
Yelena Aravkina, M.S.
Bradley T. Benson, B.S.
Kurt Johnson, B.S.

3012 16th Avenue West
Seattle, WA 98119-2029
TEL: (206) 285-8282
FAX: (206) 283-5044
e-mail: fbi@isomedia.com

May 14, 2010

Tim Brown, Project Manager
Sound Environmental Strategies
2811 Fairview Ave. East, Suite 2000
Seattle, WA 98102

Dear Mr. Brown:

Included are the additional results from the testing of material submitted on April 6, 2010 from the TOC_01-600_20100406 WORFDB2, F&BI 004068 project. There are 4 pages included in this report.

We appreciate this opportunity to be of service to you and hope you will call if you should have any questions.

Sincerely,

FRIEDMAN & BRUYA, INC.



Michael Erdahl
Project Manager

Enclosures
c: Mark Chandler, Jessica Brown, Audrey Hackett
SOU0514R.DOC

CASE NARRATIVE

This case narrative encompasses samples received on April 6, 2010 by Friedman & Bruya, Inc. from the Sound Environmental Strategies TOC_01-600_20100406 WORFDB2, F&BI 004068 project. Samples were logged in under the laboratory ID's listed below.

Laboratory ID	Sound Environmental Strategies
004068-01	02MW13-20100406
004068-02	02MW07-20100406
004068-03	02MW02-20100406
004068-04	02MW08-20100406

All quality control requirements were acceptable.

Date of Report: 05/14/10
Date Received: 04/06/10
Project: TOC_01-600_20100406 WORFDB2, F&BI 004068
Date Extracted: 04/07/10
Date Analyzed: 05/05/10

RESULTS FROM THE ANALYSIS OF WATER SAMPLES FOR TOTAL PETROLEUM HYDROCARBONS AS DIESEL AND MOTOR OIL USING METHOD NWTPH-Dx
Sample Extracts Passed Through a Silica Gel Column Prior to Analysis
Results Reported as ug/L (ppb)

Sample ID Laboratory ID	Diesel Range (C_{10}-C_{25})	Motor Oil Range (C_{25}-C_{36})	Surrogate (% Recovery) (Limit 50-150)
02MW13-20100406 004068-01	100 x	<250	80
02MW07-20100406 004068-02	<50	<250	82
02MW02-20100406 004068-03	<50	<250	65
Method Blank 00-507 MB	<50	<250	77

Date of Report: 05/14/10
Date Received: 04/06/10
Project: TOC_01-600_20100406 WORFDB2, F&BI 004068

QUALITY ASSURANCE RESULTS FOR THE ANALYSIS OF WATER SAMPLES FOR TOTAL PETROLEUM HYDROCARBONS AS DIESEL EXTENDED USING METHOD NWTPH-Dx

Laboratory Code: Laboratory Control Sample Silica Gel

Analyte	Reporting Units	Spike Level	Percent Recovery LCS	Percent Recovery LCSD	Acceptance Criteria	RPD (Limit 20)
Diesel Extended	ug/L (ppb)	2,500	71	78	63-142	9

Data Qualifiers & Definitions

a - The analyte was detected at a level less than five times the reporting limit. The RPD results may not provide reliable information on the variability of the analysis.

A1 – More than one compound of similar molecule structure was identified with equal probability.

b - The analyte was spiked at a level that was less than five times that present in the sample. Matrix spike recoveries may not be meaningful.

ca - The calibration results for this range fell outside of acceptance criteria. The value reported is an estimate.

c - The presence of the analyte indicated may be due to carryover from previous sample injections.

d - The sample was diluted. Detection limits may be raised due to dilution.

ds - The sample was diluted. Detection limits are raised due to dilution and surrogate recoveries may not be meaningful.

dv - Insufficient sample was available to achieve normal reporting limits and limits are raised accordingly.

fb - Analyte present in the blank and the sample.

fc – The compound is a common laboratory and field contaminant.

hr - The sample and duplicate were reextracted and reanalyzed. RPD results were still outside of control limits. The variability is attributed to sample inhomogeneity.

ht - Analysis performed outside the method or client-specified holding time requirement.

ip - Recovery fell outside of normal control limits. Compounds in the sample matrix interfered with the quantitation of the analyte.

j – The result is below normal reporting limits. The value reported is an estimate.

J - The internal standard associated with the analyte is out of control limits. The reported concentration is an estimate.

jl - The analyte result in the laboratory control sample is out of control limits. The reported concentration should be considered an estimate.

jr - The rpd result in laboratory control sample associated with the analyte is out of control limits. The reported concentration should be considered an estimate.

js - The surrogate associated with the analyte is out of control limits. The reported concentration should be considered an estimate.

lc - The presence of the compound indicated is likely due to laboratory contamination.

L - The reported concentration was generated from a library search.

nm - The analyte was not detected in one or more of the duplicate analyses. Therefore, calculation of the RPD is not applicable.

pc – The sample was received in a container not approved by the method. The value reported should be considered an estimate.

pr – The sample was received with incorrect preservation. The value reported should be considered an estimate.

ve - Estimated concentration calculated for an analyte response above the valid instrument calibration range. A dilution is required to obtain an accurate quantification of the analyte.

vo - The value reported fell outside the control limits established for this analyte.

x - The sample chromatographic pattern does not resemble the fuel standard used for quantitation.

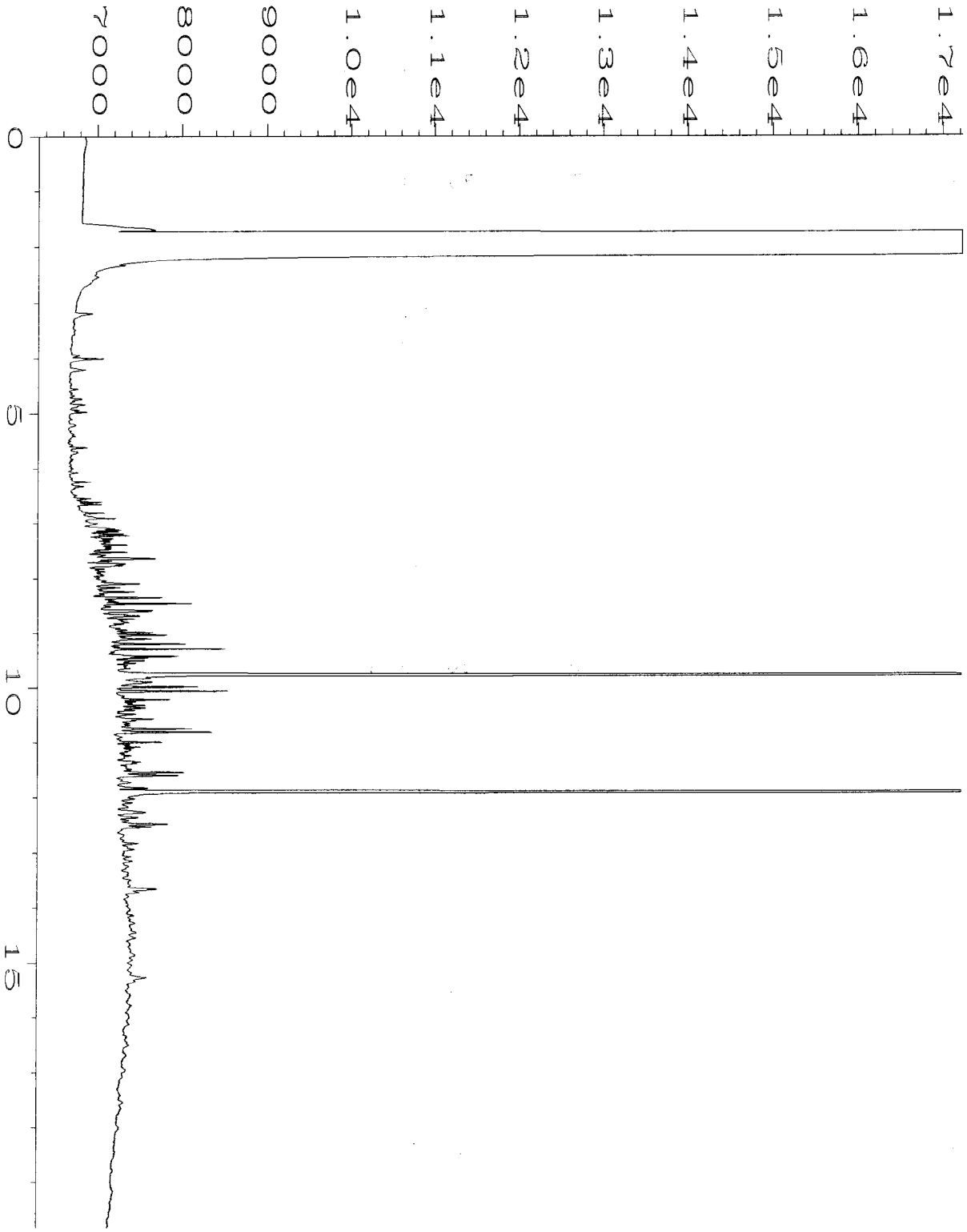

Data File Name : C:\HPCHEM\1\DATA\05-05-10\011F0301.D
Operator : ay
Instrument : GC1
Sample Name : 004068-01 sg
Run Time Bar Code:
Acquired on : 05 May 10 02:14 PM
Report Created on: 06 May 10 10:56 AM

Page Number : 1
Vial Number : 11
Injection Number : 1
Sequence Line : 3
Instrument Method: TPHD.MTH
Analysis Method : TPHD.MTH



Data File Name : C:\HPCHEM\1\DATA\05-05-10\012F0301.D
Operator : ay
Instrument : GC1
Sample Name : 004068-02 sg
Run Time Bar Code:
Acquired on : 05 May 10 02:40 PM
Report Created on: 06 May 10 10:57 AM

Page Number : 1
Vial Number : 12
Injection Number : 1
Sequence Line : 3
Instrument Method: TPHD.MTH
Analysis Method : TPHD.MTH

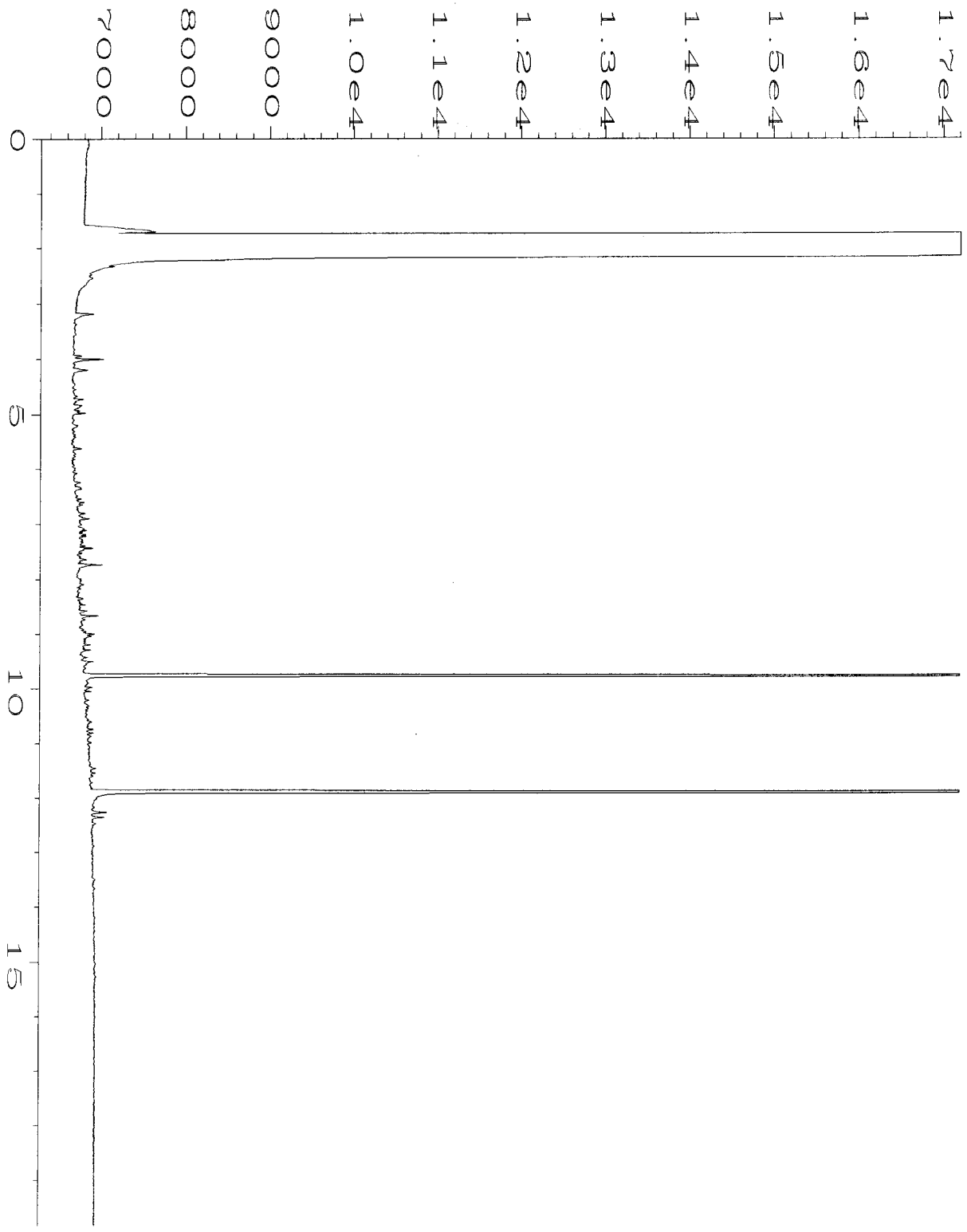

Data File Name : C:\HPCHEM\1\DATA\05-05-10\013F0301.D
Operator : ay
Instrument : GC1
Sample Name : 004068-03 sg
Run Time Bar Code:
Acquired on : 05 May 10 03:06 PM
Report Created on: 06 May 10 10:57 AM

Page Number : 1
Vial Number : 13
Injection Number : 1
Sequence Line : 3
Instrument Method: TPHD.MTH
Analysis Method : TPHD.MTH

004068

SAMPLE CHAIN OF CUSTODY

ME 04/06/10 1 V2/C05

Page # 1 of 1

Send Report To Tim Brown, cc: Jessica Brown + Audrey Hackett

Company Sound Environmental Strategies

Address 2400 Airport Way S, Ste. 200

City, State, ZIP Seattle, WA 98134

Phone # 206.306.1900 Fax # 206.306.1907

SAMPLERS (signature)

PROJECT NAME/NO.: Seattle Terminal

PO #: 01-600

REMARKS

EIM Y / N

TURNAROUND TIME
⊗ Standard (2 Weeks)
□ RUSH
Rush charges authorized by:

SAMPLE DISPOSAL
⊗ Dispose after 30 days
□ Return samples
□ Will call with instructions

Sample ID	Sample Location	Sample Depth	Lab ID	Date Sampled	Time Sampled	Matrix	# of jars	GRPH by NWTPH-Gx	BTEX by EPA 8021B	DRPH/ORPH by NWTPH-Dx	PCP by EPA 8270D Low-level detection limits	cVOCs by EPA 8260B	Nitrate and Sulfate by EPA 300.0	Methane, Ethane and Ethene by RSK 175	Silica Gel v-per TB 04/5/10 Notes mc
02MW13-20100406	02MW13	11.5'	01 A-F	4.6.10	1135	H_2O	6	X	X	X		X			✓
02MW07-20100406	02MW07	4.5'	02 A-D	"	1300	"	4	X	X	X					✓
02MW02-20100406	02MW02	7.5'	03 A-D	APH	1410	APH	4	X	X	X					✓
02MW08-20100406	02MW08	17'	04 A-D	"	1535	"	4	X	X	X					
				APH	4.6.10										

Samples received at 5 °C

SIGNATURE	PRINT NAME	COMPANY	DATE	TIME
Relinquished by:	Audrey Hackett	SES	4.6.10	1645
Received by:	Jessica Brown	SES	4-6-10	1645
Relinquished by:	Jessica Brown	SES	4-6-10	1719
Received by:	HONG NGUYEN	FBA	✓	✓

Friedman & Bruya, Inc.
3012 16th Avenue West
Seattle, WA 98119-2029
Ph. (206) 285-8282
Fax (206) 283-5044

FRIEDMAN & BRUYA, INC.

ENVIRONMENTAL CHEMISTS

James E. Bruya, Ph.D.
Charlene Morrow, M.S.
Yelena Aravkina, M.S.
Bradley T. Benson, B.S.
Kurt Johnson, B.S.

3012 16th Avenue West
Seattle, WA 98119-2029
TEL: (206) 285-8282
FAX: (206) 283-5044
e-mail: fbi@isomedia.com

April 20, 2010

Tim Brown, Project Manager
Sound Environmental Strategies
2400 Airport Way S., Suite 200
Seattle, WA 98134-2020

Dear Mr. Brown:

Included are the results from the testing of material submitted on April 7, 2010 from the TOC_01-600_20100407 WORFDB2, F&BI 004083 project. There are 10 pages included in this report. Any samples that may remain are currently scheduled for disposal in 30 days. If you would like us to return your samples or arrange for long term storage at our offices, please contact us as soon as possible.

We appreciate this opportunity to be of service to you and hope you will call if you should have any questions.

Sincerely,

FRIEDMAN & BRUYA, INC.



Michael Erdahl
Project Manager

Enclosures
c: Mark Chandler, Jessica Brown, Audrey Hackett
SOU0420R.DOC

CASE NARRATIVE

This case narrative encompasses samples received on April 7, 2010 by Friedman & Bruya, Inc. from the Sound Environmental Strategies TOC_01-600_20100407 WORFDB2, F&BI 004083 project. Samples were logged in under the laboratory ID's listed below.

Laboratory ID	Sound Environmental Strategies
004083-01	02MW05-20100407
004083-02	02MW11-20100407
004083-03	02MW12-20100407
004083-04	02MW98-20100407
004083-05	02MW06-20100407
004083-06	01MW07-20100407

Sample 01MW07-20100407 was sent to Fremont Analytical for nitrate, sulfate, and dissolved gasses analyses. Review of the enclosed report indicates that all quality assurance was acceptable.

All quality control requirements were acceptable.

Date of Report: 04/20/10
Date Received: 04/07/10
Project: TOC_01-600_20100407 WORFDB2, F&BI 004083
Date Extracted: 04/08/10
Date Analyzed: 04/09/10

RESULTS FROM THE ANALYSIS OF WATER SAMPLES FOR BENZENE, TOLUENE, ETHYLBENZENE, XYLENES AND TPH AS GASOLINE USING EPA METHOD 8021B AND NWTPH-Gx

Results Reported as ug/L (ppb)

Sample ID Laboratory ID	Benzene	Toluene	Ethyl Benzene	Total Xylenes	Gasoline Range	Surrogate (% Recovery) (Limit 50-150)
02MW05-20100407 004083-01	<1	<1	<1	<3	<100	101
02MW11-20100407 004083-02	<1	<1	2	7	650	106
02MW12-20100407 004083-03 1/10	240	48	790	860	11,000	114
02MW98-20100407 004083-04 1/10	230	45	770	830	10,000	115
02MW06-20100407 004083-05	<1	<1	<1	<3	<100	107
01MW07-20100407 004083-06	<1	2	1	3	<100	96
Method Blank 00-0510 MB	<1	<1	<1	<3	<100	101

Date of Report: 04/20/10
Date Received: 04/07/10
Project: TOC_01-600_20100407 WORFDB2, F&BI 004083
Date Extracted: 04/08/10
Date Analyzed: 04/08/10 and 04/09/10

RESULTS FROM THE ANALYSIS OF WATER SAMPLES FOR TOTAL PETROLEUM HYDROCARBONS AS DIESEL AND MOTOR OIL USING METHOD NWTPH-Dx

Results Reported as ug/L (ppb)

Sample ID Laboratory ID	Diesel Range (C_{10}-C_{25})	Motor Oil Range (C_{25}-C_{36})	Surrogate (% Recovery) (Limit 47-140)
02MW05-20100407 004083-01	78 x	<250	79
02MW11-20100407 004083-02	390 x	<250	89
02MW12-20100407 004083-03	1,400 x	<250	90
02MW98-20100407 004083-04	1,400 x	<250	85
02MW06-20100407 004083-05	230 x	<250	105
01MW07-20100407 004083-06	660	<250	78
Method Blank 00-0513 MB	<50	<250	93

Analysis For Volatile Compounds By EPA Method 8260C

Client Sample ID:	01MW07-20100407	Client:	Sound Environmental Strategies
Date Received:	04/07/10	Project:	TOC_01-600_20100407 WORFDB2
Date Extracted:	04/08/10	Lab ID:	004083-06
Date Analyzed:	04/08/10	Data File:	040809.D
Matrix:	Water	Instrument:	GCMS5
Units:	ug/L (ppb)	Operator:	VM

Surrogates:	% Recovery:	Lower Limit:	Upper Limit:
1,2-Dichloroethane-d4	94	63	127
Toluene-d8	97	65	127
4-Bromofluorobenzene	113	69	127

Compounds:	Concentration ug/L (ppb)
Vinyl chloride	0.68
Chloroethane	<1
1,1-Dichloroethene	<1
Methylene chloride	<5
trans-1,2-Dichloroethene	<1
1,1-Dichloroethane	<1
cis-1,2-Dichloroethene	<1
1,2-Dichloroethane (EDC)	<1
1,1,1-Trichloroethane	<1
Trichloroethene	2.5
Tetrachloroethene	<1

Analysis For Volatile Compounds By EPA Method 8260C

Client Sample ID:	Method Blank	Client:	Sound Environmental Strategies
Date Received:	NA	Project:	TOC_01-600_20100407 WORFDB2
Date Extracted:	04/08/10	Lab ID:	00473 mb
Date Analyzed:	04/08/10	Data File:	040808.D
Matrix:	Water	Instrument:	GCMS5
Units:	ug/L (ppb)	Operator:	VM

Surrogates:	% Recovery:	Lower Limit:	Upper Limit:
1,2-Dichloroethane-d4	95	63	127
Toluene-d8	95	65	127
4-Bromofluorobenzene	97	69	127

Compounds:	Concentration ug/L (ppb)
Vinyl chloride	<0.2
Chloroethane	<1
1,1-Dichloroethene	<1
Methylene chloride	<5
trans-1,2-Dichloroethene	<1
1,1-Dichloroethane	<1
cis-1,2-Dichloroethene	<1
1,2-Dichloroethane (EDC)	<1
1,1,1-Trichloroethane	<1
Trichloroethene	<1
Tetrachloroethene	<1

Date of Report: 04/20/10
Date Received: 04/07/10
Project: TOC_01-600_20100407 WORFDB2, F&BI 004083

QUALITY ASSURANCE RESULTS FOR THE ANALYSIS OF WATER SAMPLES FOR BENZENE, TOLUENE, ETHYLBENZENE, XYLENES, AND TPH AS GASOLINE USING EPA METHOD 8021B AND NWTPH-Gx

Laboratory Code: 004079-01 (Duplicate)

Analyte	Reporting Units	Sample Result	Duplicate Result	Relative Percent Difference (Limit 20)
Benzene	ug/L (ppb)	<1	<1	nm
Toluene	ug/L (ppb)	2	1	67 a
Ethylbenzene	ug/L (ppb)	<1	<1	nm
Xylenes	ug/L (ppb)	<3	<3	nm
Gasoline	ug/L (ppb)	540	530	2

Laboratory Code: Laboratory Control Sample

Analyte	Reporting Units	Spike Level	Percent Recovery LCS	Acceptance Criteria
Benzene	ug/L (ppb)	50	84	72-119
Toluene	ug/L (ppb)	50	84	71-113
Ethylbenzene	ug/L (ppb)	50	84	72-114
Xylenes	ug/L (ppb)	150	84	72-113
Gasoline	ug/L (ppb)	1,000	98	70-119

Date of Report: 04/20/10
Date Received: 04/07/10
Project: TOC_01-600_20100407 WORFDB2, F&BI 004083

QUALITY ASSURANCE RESULTS FOR THE ANALYSIS OF WATER SAMPLES FOR TOTAL PETROLEUM HYDROCARBONS AS DIESEL EXTENDED USING METHOD NWTPH-Dx

Laboratory Code: Laboratory Control Sample

Analyte	Reporting Units	Spike Level	Percent Recovery LCS	Percent Recovery LCSD	Acceptance Criteria	RPD (Limit 20)
Diesel Extended	ug/L (ppb)	2,500	109	118	63-142	8

Date of Report: 04/20/10
Date Received: 04/07/10
Project: TOC_01-600_20100407 WORFDB2, F&BI 004083

QUALITY ASSURANCE RESULTS FOR THE ANALYSIS OF WATER SAMPLES FOR VOLATILES BY EPA METHOD 8260C

Laboratory Code: 004083-06 (Duplicate)

Analyte	Reporting Units	Sample Result	Duplicate Result	Relative Percent Difference (Limit 20)
Vinyl chloride	ug/L (ppb)	0.68	0.60	12
Chloroethane	ug/L (ppb)	<1	<1	nm
1,1-Dichloroethene	ug/L (ppb)	<1	<1	nm
Methylene chloride	ug/L (ppb)	<5	<5	nm
trans-1,2-Dichloroethene	ug/L (ppb)	<1	<1	nm
1,1-Dichloroethane	ug/L (ppb)	<1	<1	nm
cis-1,2-Dichloroethene	ug/L (ppb)	<1	<1	nm
1,2-Dichloroethane (EDC)	ug/L (ppb)	<1	<1	nm
1,1,1-Trichloroethane	ug/L (ppb)	<1	<1	nm
Trichloroethene	ug/L (ppb)	2.5	2.5	0
Tetrachloroethene	ug/L (ppb)	<1	<1	nm

Laboratory Code: 004082-04 (Matrix Spike)

Analyte	Reporting Units	Spike Level	Sample Result	Percent Recovery MS	Acceptance Criteria
Vinyl chloride	ug/L (ppb)	50	<0.2	99	38-157
Chloroethane	ug/L (ppb)	50	<1	97	10-172
1,1-Dichloroethene	ug/L (ppb)	50	<1	99	35-149
Methylene chloride	ug/L (ppb)	50	<5	87	66-126
trans-1,2-Dichloroethene	ug/L (ppb)	50	<1	94	65-128
1,1-Dichloroethane	ug/L (ppb)	50	<1	94	67-127
cis-1,2-Dichloroethene	ug/L (ppb)	50	<1	103	71-129
1,2-Dichloroethane (EDC)	ug/L (ppb)	50	<1	92	68-132
1,1,1-Trichloroethane	ug/L (ppb)	50	<1	90	63-135
Trichloroethene	ug/L (ppb)	50	<1	101	72-120
Tetrachloroethene	ug/L (ppb)	50	<1	94	71-126

Date of Report: 04/20/10
Date Received: 04/07/10
Project: TOC_01-600_20100407 WORFDB2, F&BI 004083

QUALITY ASSURANCE RESULTS FOR THE ANALYSIS OF WATER SAMPLES FOR VOLATILES BY EPA METHOD 8260C

Laboratory Code: Laboratory Control Sample

Analyte	Reporting Units	Spike Level	Percent Recovery LCS	Percent Recovery LCSD	Acceptance Criteria	RPD (Limit 20)
Vinyl chloride	ug/L (ppb)	50	102	95	53-131	7
Chloroethane	ug/L (ppb)	50	103	86	52-127	18
1,1-Dichloroethene	ug/L (ppb)	50	99	92	68-131	7
Methylene chloride	ug/L (ppb)	50	88	81	17-177	8
trans-1,2-Dichloroethene	ug/L (ppb)	50	93	88	71-128	6
1,1-Dichloroethane	ug/L (ppb)	50	97	90	74-118	7
cis-1,2-Dichloroethene	ug/L (ppb)	50	103	97	74-126	6
1,2-Dichloroethane (EDC)	ug/L (ppb)	50	94	91	77-118	3
1,1,1-Trichloroethane	ug/L (ppb)	50	94	88	77-123	7
Trichloroethene	ug/L (ppb)	50	101	100	74-119	1
Tetrachloroethene	ug/L (ppb)	50	97	95	86-121	2

Data Qualifiers & Definitions

a - The analyte was detected at a level less than five times the reporting limit. The RPD results may not provide reliable information on the variability of the analysis.

A1 – More than one compound of similar molecule structure was identified with equal probability.

b - The analyte was spiked at a level that was less than five times that present in the sample. Matrix spike recoveries may not be meaningful.

ca - The calibration results for this range fell outside of acceptance criteria. The value reported is an estimate.

c - The presence of the analyte indicated may be due to carryover from previous sample injections.

d - The sample was diluted. Detection limits may be raised due to dilution.

ds - The sample was diluted. Detection limits are raised due to dilution and surrogate recoveries may not be meaningful.

dv - Insufficient sample was available to achieve normal reporting limits and limits are raised accordingly.

fb - Analyte present in the blank and the sample.

fc – The compound is a common laboratory and field contaminant.

hr - The sample and duplicate were reextracted and reanalyzed. RPD results were still outside of control limits. The variability is attributed to sample inhomogeneity.

ht - Analysis performed outside the method or client-specified holding time requirement.

ip - Recovery fell outside of normal control limits. Compounds in the sample matrix interfered with the quantitation of the analyte.

j – The result is below normal reporting limits. The value reported is an estimate.

J - The internal standard associated with the analyte is out of control limits. The reported concentration is an estimate.

jl - The analyte result in the laboratory control sample is out of control limits. The reported concentration should be considered an estimate.

jr - The rpd result in laboratory control sample associated with the analyte is out of control limits. The reported concentration should be considered an estimate.

js - The surrogate associated with the analyte is out of control limits. The reported concentration should be considered an estimate.

lc - The presence of the compound indicated is likely due to laboratory contamination.

L - The reported concentration was generated from a library search.

nm - The analyte was not detected in one or more of the duplicate analyses. Therefore, calculation of the RPD is not applicable.

pc – The sample was received in a container not approved by the method. The value reported should be considered an estimate.

pr – The sample was received with incorrect preservation. The value reported should be considered an estimate.

ve - Estimated concentration calculated for an analyte response above the valid instrument calibration range. A dilution is required to obtain an accurate quantification of the analyte.

vo - The value reported fell outside the control limits established for this analyte.

x - The sample chromatographic pattern does not resemble the fuel standard used for quantitation.



Data File Name : C:\HPCHEM\4\DATA\04-08-10\032F0901.D
Operator : ay
Instrument : GC#4
Sample Name : 004083-01
Run Time Bar Code:
Acquired on : 08 Apr 10 10:31 PM
Report Created on: 09 Apr 10 12:39 PM

Page Number : 1
Vial Number : 32
Injection Number : 1
Sequence Line : 9
Instrument Method: TPHD.MTH
Analysis Method : TPHD.MTH



Data File Name	: C:\HPCHEM\4\DATA\04-08-10\033F0901.D		
Operator	: ay	Page Number	: 1
Instrument	: GC#4	Vial Number	: 33
Sample Name	: 004083-02	Injection Number	: 1
Run Time Bar Code:		Sequence Line	: 9
Acquired on	: 08 Apr 10 10:57 PM	Instrument Method	: TPHD.MTH
Report Created on	: 09 Apr 10 12:40 PM	Analysis Method	: TPHD.MTH

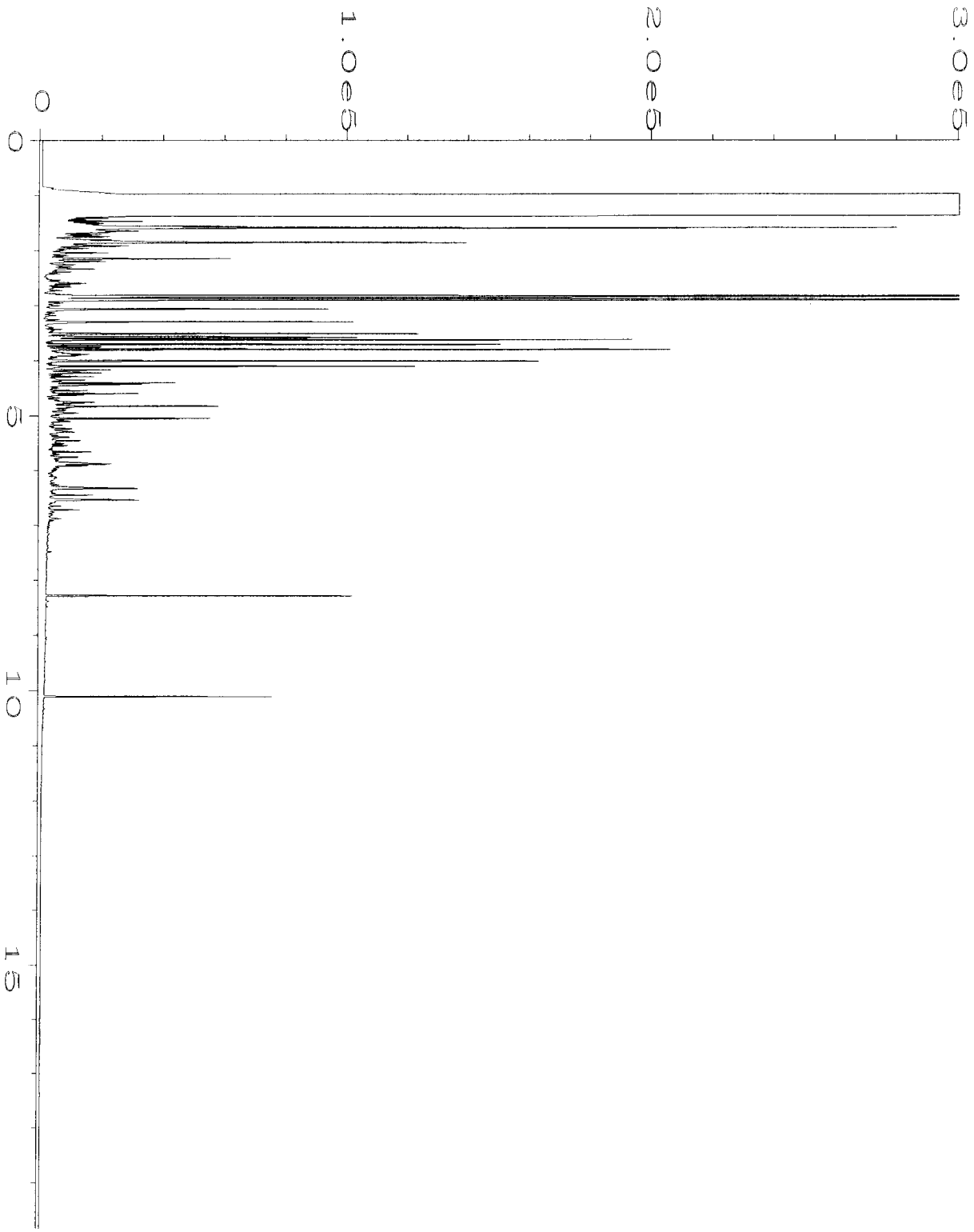

Data File Name	: C:\HPCHEM\4\DATA\04-08-10\034F0901.D		
Operator	: ay	Page Number	: 1
Instrument	: GC#4	Vial Number	: 34
Sample Name	: 004083-03	Injection Number	: 1
Run Time Bar Code:		Sequence Line	: 9
Acquired on	: 08 Apr 10 11:24 PM	Instrument Method	: TPHD.MTH
Report Created on	: 09 Apr 10 12:40 PM	Analysis Method	: TPHD.MTH

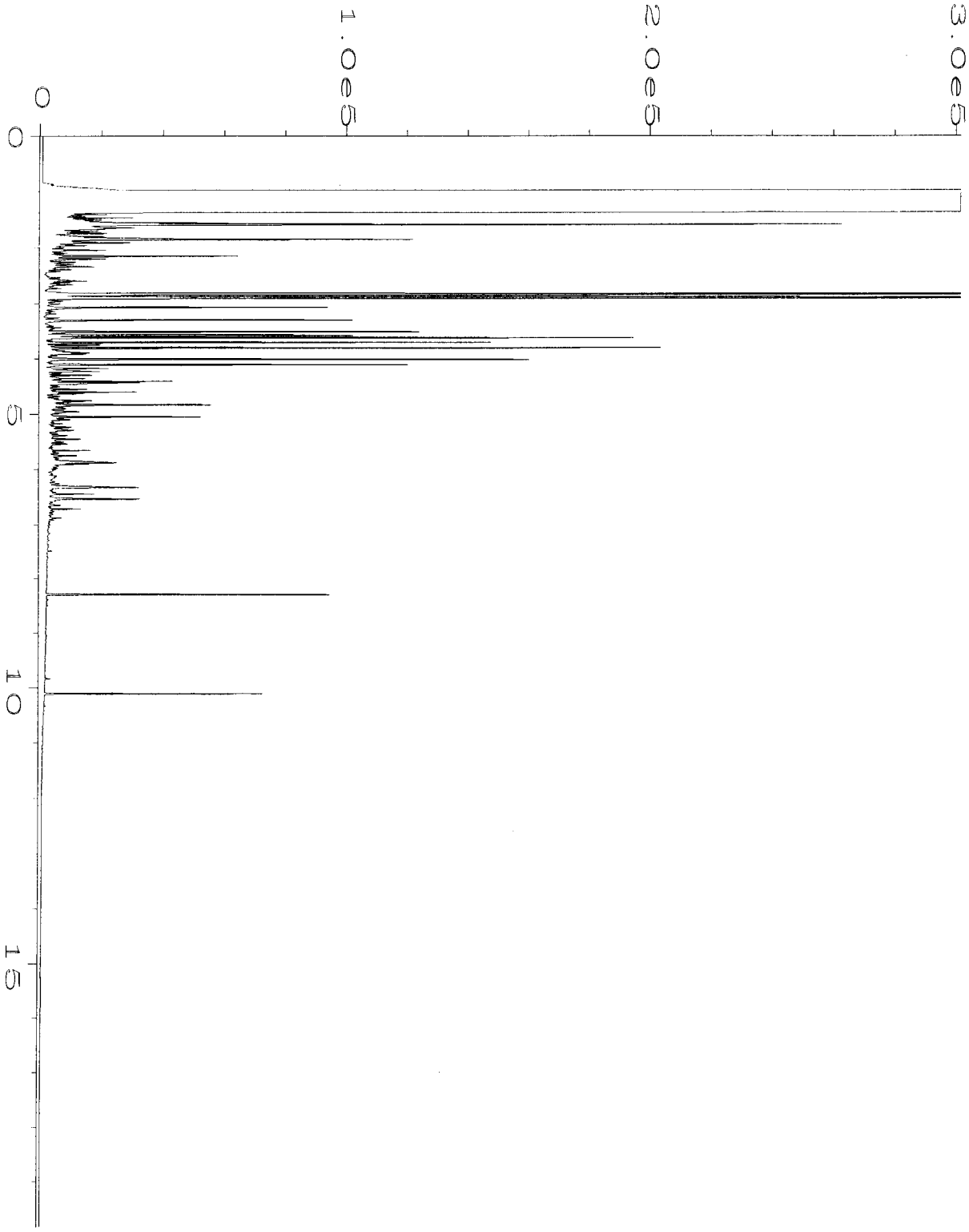

Data File Name	: C:\HPCHEM\4\DATA\04-08-10\035F0901.D		
Operator	: ay	Page Number	: 1
Instrument	: GC#4	Vial Number	: 35
Sample Name	: 004083-04	Injection Number	: 1
Run Time Bar Code:		Sequence Line	: 9
Acquired on	: 08 Apr 10 11:51 PM	Instrument Method	: TPHD.MTH
Report Created on	: 09 Apr 10 12:41 PM	Analysis Method	: TPHD.MTH

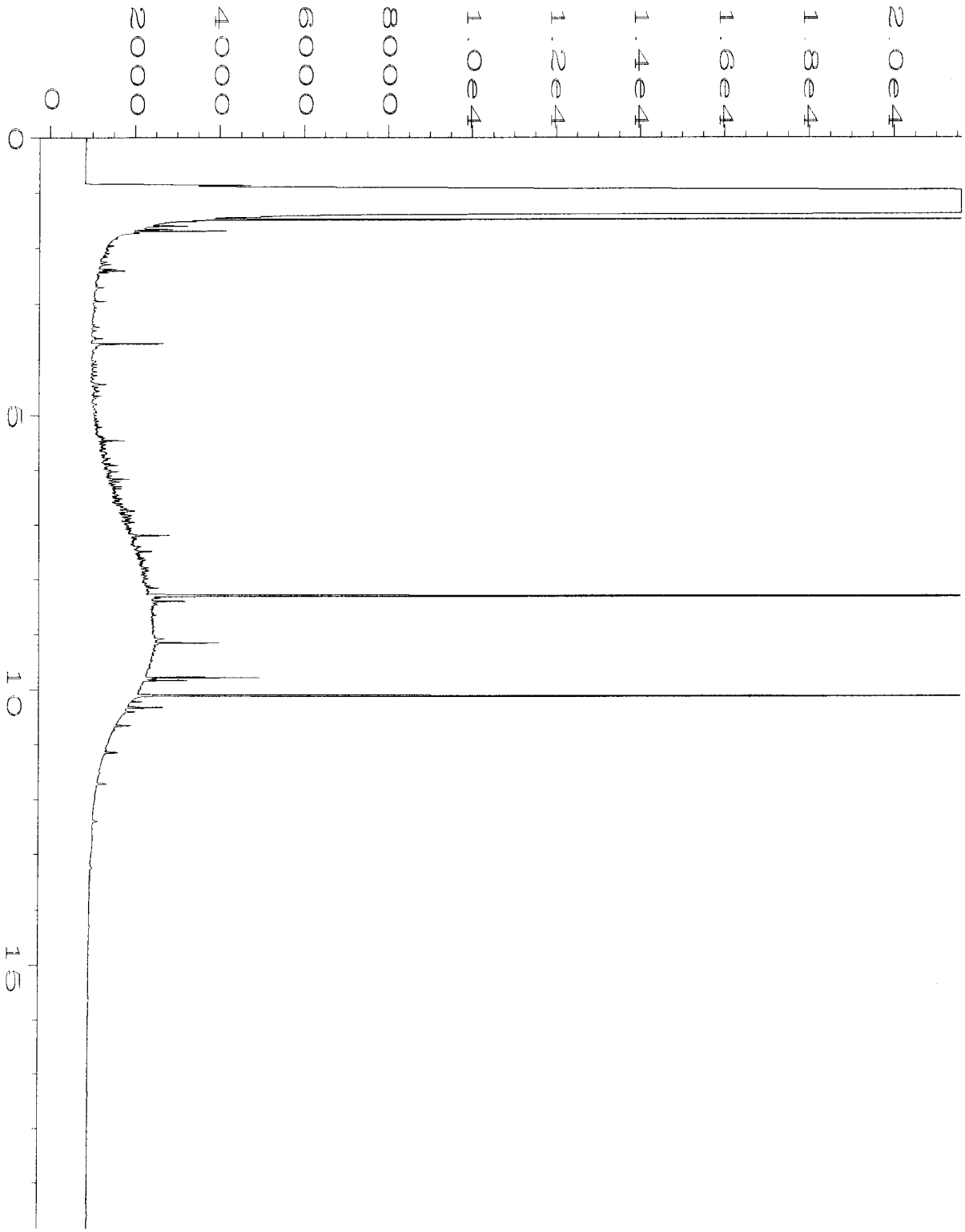

Data File Name	: C:\HPCHEM\4\DATA\04-08-10\036F0901.D		
Operator	: ay	Page Number	: 1
Instrument	: GC#4	Vial Number	: 36
Sample Name	: 004083-05	Injection Number	: 1
Run Time Bar Code:		Sequence Line	: 9
Acquired on	: 09 Apr 10 00:17 AM	Instrument Method	: TPHD.MTH
Report Created on	: 09 Apr 10 12:41 PM	Analysis Method	: TPHD.MTH

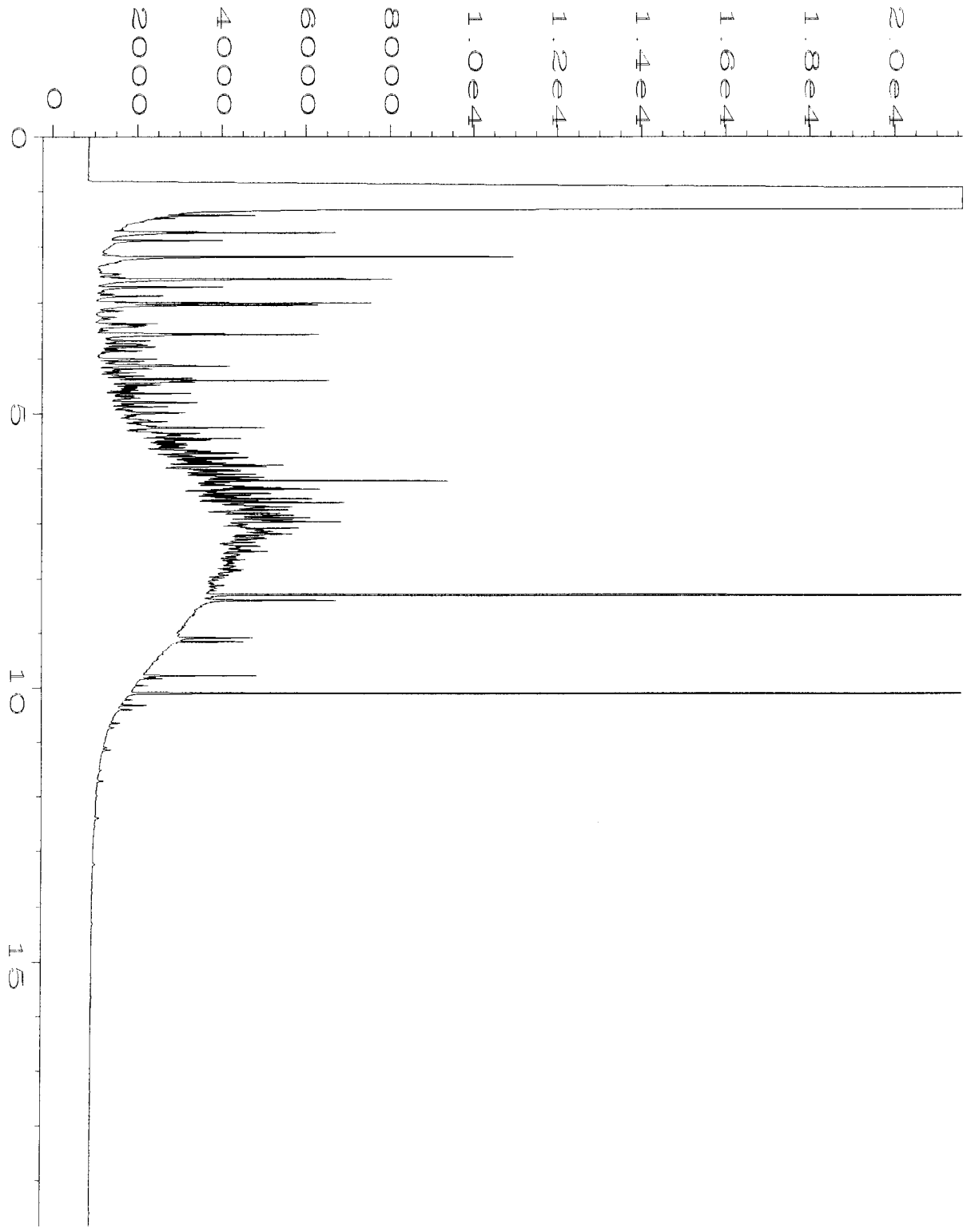

Data File Name : C:\HPCHEM\4\DATA\04-08-10\037F0901.D
Operator : ay
Instrument : GC#4
Sample Name : 004083-06
Run Time Bar Code:
Acquired on : 09 Apr 10 00:44 AM
Report Created on: 09 Apr 10 12:41 PM

Page Number : 1
Vial Number : 37
Injection Number : 1
Sequence Line : 9
Instrument Method: TPHD.MTH
Analysis Method : TPHD.MTH

2930 Westlake Ave N Suite 100
Seattle, WA 98109
T: (206) 352-3790
F: (206) 352-7178
info@fremontanalytical.com

Friedman and Bruya, Inc.
Attn: Michael Erdahl
3012 16th Ave W.
Seattle, WA 98119

RE: 004083
Fremont Project No: CHM100408-2
Friedman & Bruya Project No: A-371

April 15th, 2010

Michael:

Enclosed are the analytical results for the ***004083*** water sample submitted to Fremont Analytical on April 8th, 2010.

Examination of this sample was conducted for the presence of the following:

- ***Dissolved Gases (Methane, Ethane & Ethene) by RSK-175***
- ***Nitrate and Sulfate by EPA Method 300.0***

These applications were performed under Washington State Department of Ecology accreditation parameters. All appropriate Quality Assurance / Quality Control method parameters have been applied.

Please contact the laboratory if you should have any questions about the results.

Thank you for using Fremont Analytical!

Sincerely,

Michael Dee
Sr. Chemist / Principal
mikedee@fremontanalytical.com

2930 Westlake Ave . N., Suite 100
Seattle, WA 98109

T: 206.352.3790
F: 206-352-7178
email: info@fremontanalytical.com

Analysis of Dissolved Gases by RSK-175

Project: 004083
Client: Friedman and Bruya, Inc.
Client Project #: A-371
Lab Project #: CHM100408-2

RSK-175 (mg/L)	MRL	Method Blank	LCS	01MW07-20100407	01MW07-20100407 Duplicate	RPD %
Date Extracted		4/8/10	4/8/10	4/8/10	4/8/10	
Date Analyzed		4/8/10	4/8/10	4/8/10	4/8/10	
Matrix				Water	Water	
Methane	0.005	nd	112%	**0.10**	**0.10**	2%
Ethane	0.005	nd	105%	nd	nd	
Ethene	0.005	nd	104%	nd	nd	

"nd" Indicates not detected at listed reporting limits
"int" Indicates that interference prevents determination
* Instrument Detection Limit
"J" Indicates estimated value
"MRL" Indicates Method Reporting Limit
"LCS" Indicates Laboratory Control Sample
"RPD" Indicates Relative Percent Difference

Acceptable RPD is determined to be less than 30%
Acceptable Recovery Limits:
LCS, LCSD = 80% to 120%
Spike Concentration = 100 PPMV

2930 Westlake Ave. N., Suite 100
Seattle, WA 98109

T: 206.352.3790
F: 206.352.7178
email: info@fremontanalytical.com

Ion Chromatography by EPA Method 300.0

Project: 004083
Client: Friedman and Bruya, Inc.
Client Project #: A-371
Lab Project #: CHM100408-2

EPA Method 300.0 (mg/L)	MRL	Method Blank	LCS	01MW07-20100407	01MW07-20100407 Duplicate	RPD %
Date Analyzed		4/10/10	4/10/10	4/10/10	4/10/10	
Matrix				Water	Water	
Nitrate (NO_3)	0.1	nd	99%	nd	nd	
Sulfate (SO_4)	0.1	nd	103%	**40**	**40**	0.2%

"nd" Indicates no detection at the listed reporting limits
"int" Indicates that interference prevents determination
"J" Indicates estimated value
"MRL" Indicates Method Reporting Limit
"LCS" Indicates Laboratory Control Sample
"MS" Indicates Matrix Spike
"MSD" Indicates Matrix Spike Duplicate
"RPD" Indicates Relative Percent Difference

Acceptable RPD is determined to be less than 30%
Acceptable Recovery Limits:
LCS, LCSD, MS, MSD: 65% to 135%
Spike Concentrations:
NO_3 = 1.0 mg/L
SO_4 = 7.5 mg/L

2930 Westlake Ave. N., Suite 100
Seattle, WA 98109

T: 206.352.3790
F: 206.352.7178
email: info@fremontanalytical.com

Ion Chromatography by EPA Method 300.0

Project: 004083
Client: Friedman and Bruya, Inc.
Client Project #: A-371
Lab Project #: CHM100408-2

		MS	MSD	
EPA Method 300.0	**MRL**	*Batch*	*Batch*	**RPD**
(mg/L)		*100408-1-1*	*100408-1-1*	**%**
Date Analyzed		4/10/10	4/10/10	
Matrix		Water	Water	
Nitrate (NO_3)	0.1	111%	112%	1%
Sulfate (SO_4)	0.1	104%	107%	4%

"nd" Indicates no detection at the listed reporting limits
"int" Indicates that interference prevents determination
"J" Indicates estimated value
"MRL" Indicates Method Reporting Limit
"LCS" Indicates Laboratory Control Sample
"MS" Indicates Matrix Spike
"MSD" Indicates Matrix Spike Duplicate
"RPD" Indicates Relative Percent Difference

Acceptable RPD is determined to be less than 30%
Acceptable Recovery Limits:
LCS, LCSD, MS, MSD: 65% to 135%
Spike Concentrations:
NO_3 = 1.0 mg/L
SO_4 = 7.5 mg/L

CHM100408-2

SUBCONTRACT SAMPLE CHAIN OF CUSTODY

Send Report To Michael Erdahl

Company Friedman and Bruya, Inc.

Address 3012 16th Ave W

City, State, ZIP Seattle, WA 98119

Phone # (206) 285-8282 Fax # (206) 283-5044

SUBCONTRACTER Fremont

PROJECT NAME/NO.	PO #
004083	A-371

REMARKS

Please Email Results
merdahl@friedmanandbruya.com

TURNAROUND TIME
- ☒ Standard (2 Weeks)
- ☐ RUSH
- Rush charges authorized by:

SAMPLE DISPOSAL
- ☐ Dispose after 30 days
- ☐ Return samples
- ☐ Will call with instructions

Sample ID	Lab ID	Date Sampled	Time Sampled	Matrix	# of jars	ANALYSES REQUESTED: Oil and Grease	EPH	VPH	Nitrate	Sulfate	Alkalinity	Dissolved Gases by RSK-175 Methane, Ethane, Ethene			Notes
01MW07-20100407		4/7/10	1540	W	1				x	x		x			

Friedman & Bruya, Inc.
3012 16th Avenue West
Seattle, WA 98119-2029
Ph. (206) 285-8282
Fax (206) 283-5044

	SIGNATURE	PRINT NAME	COMPANY	DATE	TIME
Relinquished by:		Michael Erdahl	Friedman & Bruya	4/8/10	11:35
Received by:		Fremont Analytical	F.A.	4/8/10	13:49
Relinquished by:					
Received by:					

004083

SAMPLE CHAIN OF CUSTODY

ME 04/07/10

AIG/V3/C05

Page # 1 of 1

Send Report To Tim Brown, cc: Jessica Brown + Audrey Hackett

Company Sound Environmental Strategies

Address 2400 Airport Way S, Ste. 200

City, State, ZIP Seattle, WA 98134

Phone # 206.306.1900 Fax # 206.306.1907

SAMPLERS (signature)

PROJECT NAME/NO. Seattle Terminal

PO # 01-600

REMARKS

EIM Y / N

TURNAROUND TIME

⊗ Standard (2 Weeks)

☐ RUSH

Rush charges authorized by:

SAMPLE DISPOSAL

⊗ Dispose after 30 days

☐ Return samples

☐ Will call with instructions

Sample ID	Sample Location	Sample Depth	Lab ID	Date Sampled	Time Sampled	Matrix	# of jars	GRPH by NWTPH-Gx	BTEX by EPA 8021B	DRPH/ORPH by NWTPH-Dx	PCP by EPA 8270D Low-level detection limits	cVOCs by EPA 8260B	Nitrate and Sulfate by EPA 300.0	Methane, Ethane and Ethene by RSK 175	Notes
			01 A-D					X	X	X					
			02 A-D					X	X	X					
			03 A-D					X	X	X					
			04 A-D					X	X	X					
			05 A-D					X	X	X					
			06 A-D					X	X	X		X	X	X	

Samples received at 4 °C

Friedman & Bruya, Inc.
3012 16th Avenue West
Seattle, WA 98119-2029
Ph. (206) 285-8282
Fax (206) 283-5044

	SIGNATURE	PRINT NAME	COMPANY	DATE	TIME
Relinquished by:			SES	4/7/10	1330
Received by:		JESSICA BROWN	SES	4/7/10	1630
Relinquished by:		JESSICA R. BROWN	SES	4/7/10	1651
Received by:		HONG NGUYEN	FBI	4/7/10	1651

FRIEDMAN & BRUYA, INC.

ENVIRONMENTAL CHEMISTS

James E. Bruya, Ph.D.
Charlene Morrow, M.S.
Yelena Aravkina, M.S.
Bradley T. Benson, B.S.
Kurt Johnson, B.S.

3012 16th Avenue West
Seattle, WA 98119-2029
TEL: (206) 285-8282
FAX: (206) 283-5044
e-mail: fbi@isomedia.com

May 14, 2010

Tim Brown, Project Manager
Sound Environmental Strategies
2811 Fairview Ave. East, Suite 2000
Seattle, WA 98102

Dear Mr. Brown:

Included are the additional results from the testing of material submitted on April 7, 2010 from the TOC_01-600_20100407 WORFDB2, F&BI 004083 project. There are 4 pages included in this report.

We appreciate this opportunity to be of service to you and hope you will call if you should have any questions.

Sincerely,

FRIEDMAN & BRUYA, INC.



Michael Erdahl
Project Manager

Enclosures
c: Mark Chandler, Jessica Brown, Audrey Hackett
SOU0514R.DOC

CASE NARRATIVE

This case narrative encompasses samples received on April 7, 2010 by Friedman & Bruya, Inc. from the Sound Environmental Strategies TOC_01-600_20100407 WORFDB2, F&BI 004083 project. Samples were logged in under the laboratory ID's listed below.

Laboratory ID	Sound Environmental Strategies
004083-01	02MW05-20100407
004083-02	02MW11-20100407
004083-03	02MW12-20100407
004083-04	02MW98-20100407
004083-05	02MW06-20100407
004083-06	01MW07-20100407

All quality control requirements were acceptable.

Date of Report: 05/14/10
Date Received: 04/07/10
Project: TOC_01-600_20100407 WORFDB2, F&BI 004083
Date Extracted: 04/08/10
Date Analyzed: 05/05/10 and 05/06/10

RESULTS FROM THE ANALYSIS OF WATER SAMPLES FOR TOTAL PETROLEUM HYDROCARBONS AS DIESEL AND MOTOR OIL USING METHOD NWTPH-Dx
Sample Extracts Passed Through a Silica Gel Column Prior to Analysis
Results Reported as ug/L (ppb)

Sample ID Laboratory ID	Diesel Range (C_{10}-C_{25})	Motor Oil Range (C_{25}-C_{36})	Surrogate (% Recovery) (Limit 47-140)
02MW05-20100407 004083-01	71 x	<250	79
02MW11-20100407 004083-02	260 x	<250	86
02MW12-20100407 004083-03	440 x	<250	73
02MW98-20100407 004083-04	450 x	<250	73
02MW06-20100407 004083-05	<50	<250	77
01MW07-20100407 004083-06	<50	<250	79
Method Blank 00-513 MB	<50	<250	91

Date of Report: 05/14/10
Date Received: 04/07/10
Project: TOC_01-600_20100407 WORFDB2, F&BI 004083

QUALITY ASSURANCE RESULTS FOR THE ANALYSIS OF WATER SAMPLES FOR TOTAL PETROLEUM HYDROCARBONS AS DIESEL EXTENDED USING METHOD NWTPH-Dx

Laboratory Code: Laboratory Control Sample Silica Gel

Analyte	Reporting Units	Spike Level	Percent Recovery LCS	Percent Recovery LCSD	Acceptance Criteria	RPD (Limit 20)
Diesel Extended	ug/L (ppb)	2,500	80	94	71-131	16

Data Qualifiers & Definitions

a - The analyte was detected at a level less than five times the reporting limit. The RPD results may not provide reliable information on the variability of the analysis.

A1 – More than one compound of similar molecule structure was identified with equal probability.

b - The analyte was spiked at a level that was less than five times that present in the sample. Matrix spike recoveries may not be meaningful.

ca - The calibration results for this range fell outside of acceptance criteria. The value reported is an estimate.

c - The presence of the analyte indicated may be due to carryover from previous sample injections.

d - The sample was diluted. Detection limits may be raised due to dilution.

ds - The sample was diluted. Detection limits are raised due to dilution and surrogate recoveries may not be meaningful.

dv - Insufficient sample was available to achieve normal reporting limits and limits are raised accordingly.

fb - Analyte present in the blank and the sample.

fc – The compound is a common laboratory and field contaminant.

hr - The sample and duplicate were reextracted and reanalyzed. RPD results were still outside of control limits. The variability is attributed to sample inhomogeneity.

ht - Analysis performed outside the method or client-specified holding time requirement.

ip - Recovery fell outside of normal control limits. Compounds in the sample matrix interfered with the quantitation of the analyte.

j – The result is below normal reporting limits. The value reported is an estimate.

J - The internal standard associated with the analyte is out of control limits. The reported concentration is an estimate.

jl - The analyte result in the laboratory control sample is out of control limits. The reported concentration should be considered an estimate.

jr - The rpd result in laboratory control sample associated with the analyte is out of control limits. The reported concentration should be considered an estimate.

js - The surrogate associated with the analyte is out of control limits. The reported concentration should be considered an estimate.

lc - The presence of the compound indicated is likely due to laboratory contamination.

L - The reported concentration was generated from a library search.

nm - The analyte was not detected in one or more of the duplicate analyses. Therefore, calculation of the RPD is not applicable.

pc – The sample was received in a container not approved by the method. The value reported should be considered an estimate.

pr – The sample was received with incorrect preservation. The value reported should be considered an estimate.

ve - Estimated concentration calculated for an analyte response above the valid instrument calibration range. A dilution is required to obtain an accurate quantification of the analyte.

vo - The value reported fell outside the control limits established for this analyte.

x - The sample chromatographic pattern does not resemble the fuel standard used for quantitation.



Data File Name	: C:\HPCHEM\4\DATA\05-05-10\033F0501.D		
Operator	: ay	Page Number	: 1
Instrument	: GC#4	Vial Number	: 33
Sample Name	: 004083-01 sg	Injection Number	: 1
Run Time Bar Code:		Sequence Line	: 5
Acquired on	: 06 May 10 00:23 AM	Instrument Method	: TPHD.MTH
Report Created on	: 06 May 10 09:37 AM	Analysis Method	: TPHD.MTH

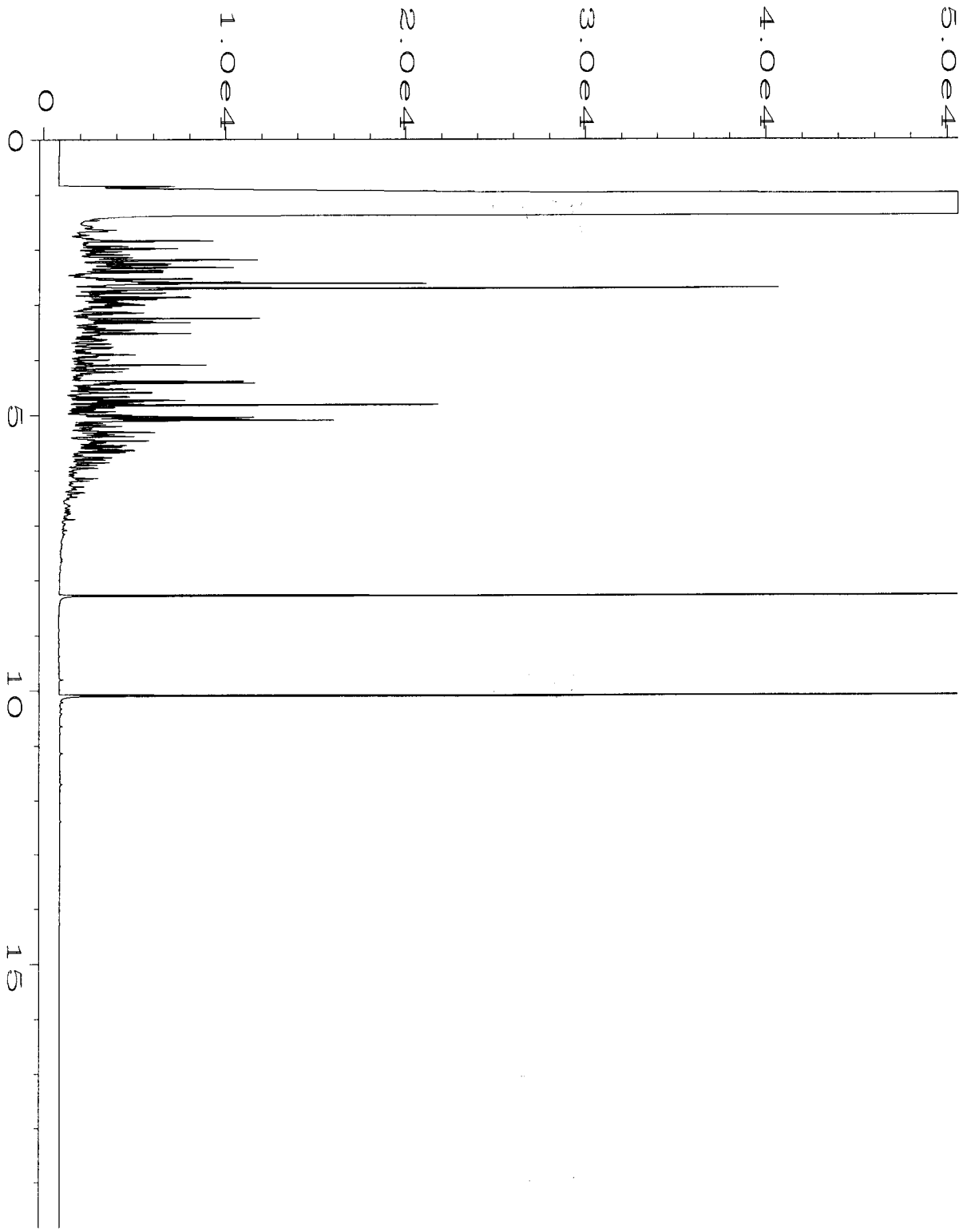

Data File Name	: C:\HPCHEM\4\DATA\05-05-10\034F0501.D		
Operator	: ay	Page Number	: 1
Instrument	: GC#4	Vial Number	: 34
Sample Name	: 004083-02 sg	Injection Number	: 1
Run Time Bar Code:		Sequence Line	: 5
Acquired on	: 06 May 10 00:50 AM	Instrument Method	: TPHD.MTH
Report Created on	: 06 May 10 09:38 AM	Analysis Method	: TPHD.MTH

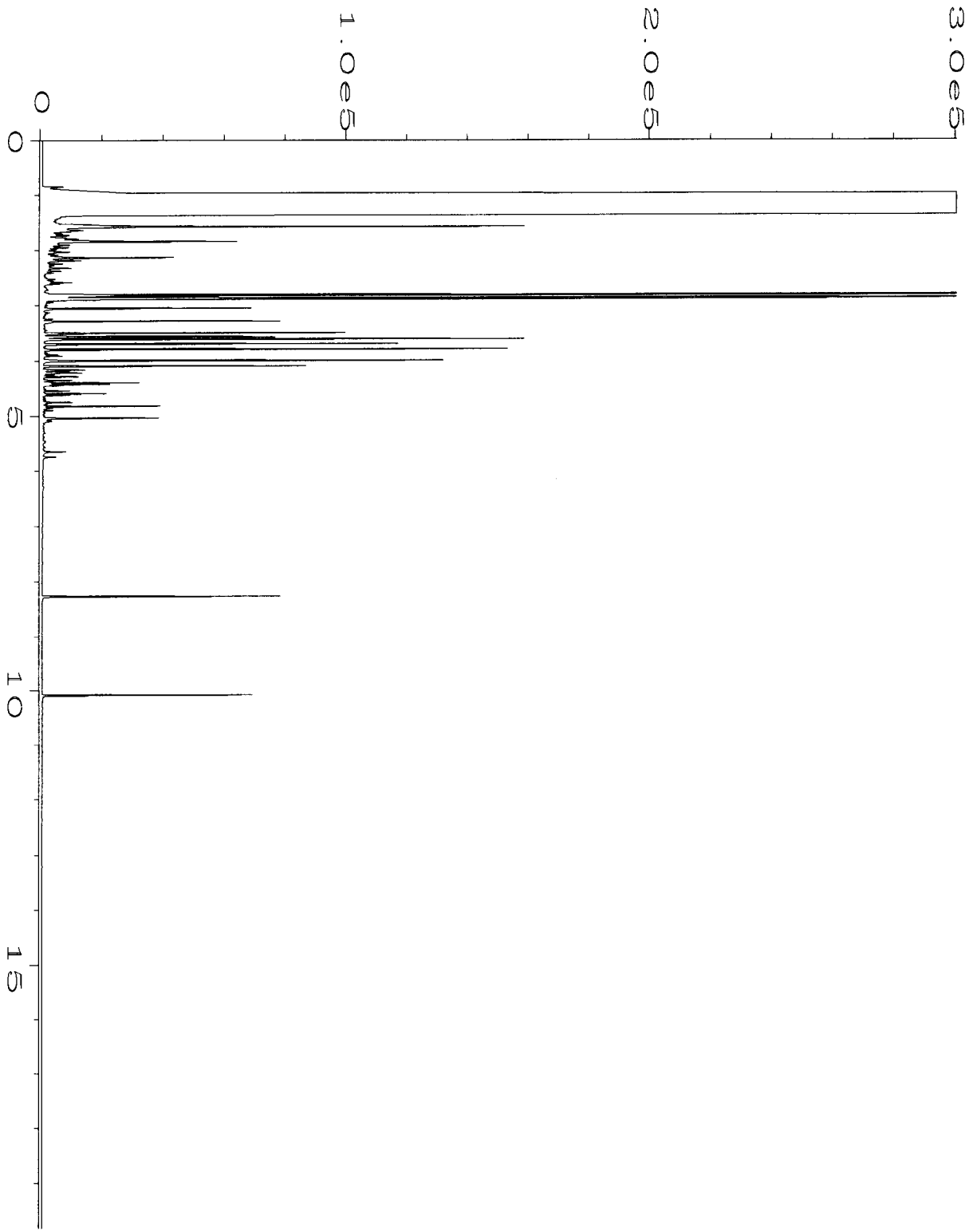

Data File Name	: C:\HPCHEM\4\DATA\05-05-10\035F0501.D		
Operator	: ay	Page Number	: 1
Instrument	: GC#4	Vial Number	: 35
Sample Name	: 004083-03 sg	Injection Number	: 1
Run Time Bar Code:		Sequence Line	: 5
Acquired on	: 06 May 10 01:17 AM	Instrument Method	: TPHD.MTH
Report Created on	: 06 May 10 09:38 AM	Analysis Method	: TPHD.MTH

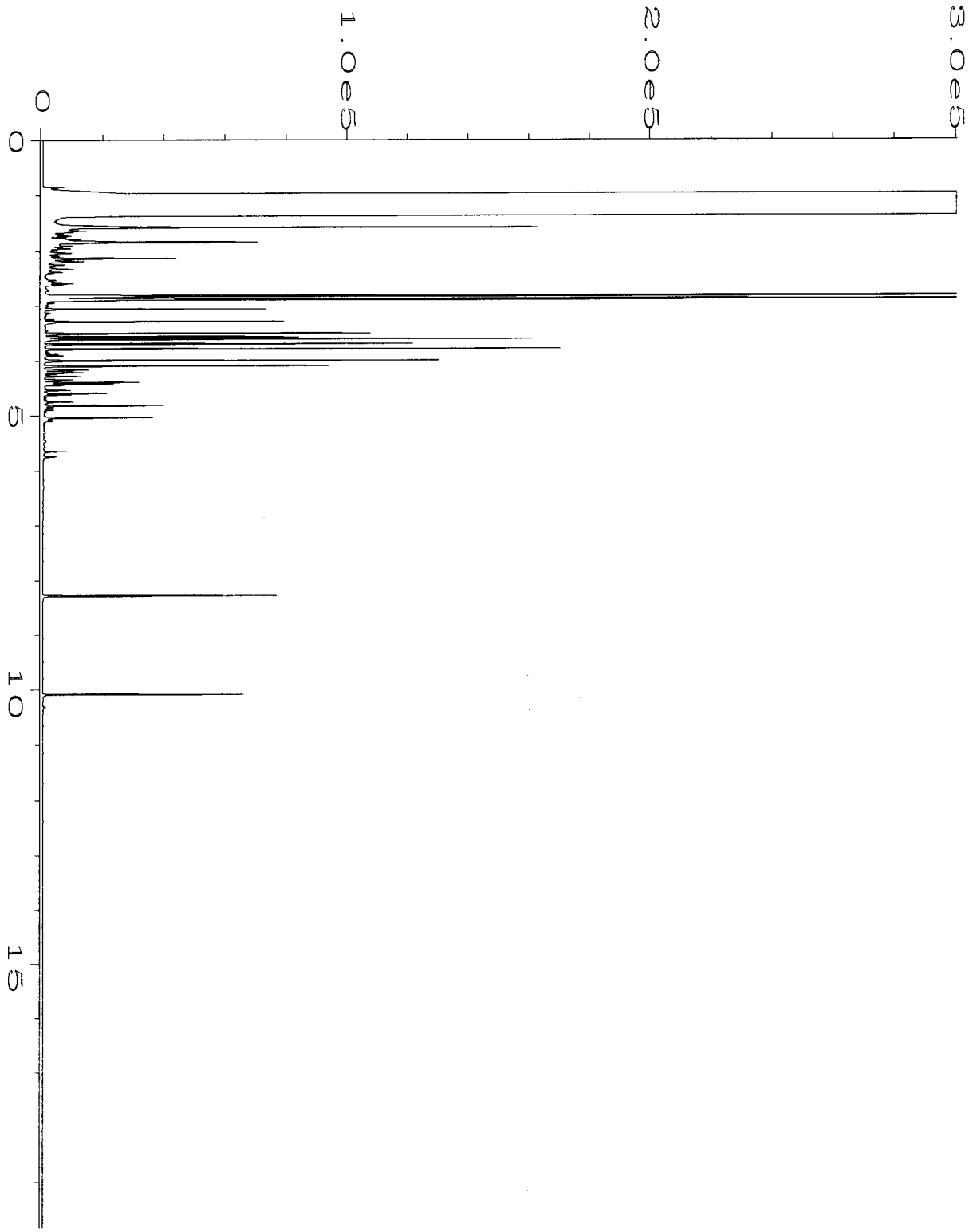

Data File Name	: C:\HPCHEM\4\DATA\05-05-10\036F0501.D		
Operator	: ay	Page Number	: 1
Instrument	: GC#4	Vial Number	: 36
Sample Name	: 004083-04 sg	Injection Number	: 1
Run Time Bar Code:		Sequence Line	: 5
Acquired on	: 06 May 10 01:44 AM	Instrument Method	: TPHD.MTH
Report Created on	: 06 May 10 09:38 AM	Analysis Method	: TPHD.MTH



Data File Name	: C:\HPCHEM\4\DATA\05-05-10\037F0501.D		
Operator	: ay	Page Number	: 1
Instrument	: GC#4	Vial Number	: 37
Sample Name	: 004083-05 sg	Injection Number	: 1
Run Time Bar Code:		Sequence Line	: 5
Acquired on	: 06 May 10 02:10 AM	Instrument Method	: TPHD.MTH
Report Created on	: 06 May 10 09:38 AM	Analysis Method	: TPHD.MTH



Data File Name : C:\HPCHEM\4\DATA\05-05-10\038F0501.D
Operator : ay
Instrument : GC#4
Sample Name : 004083-06 sg
Run Time Bar Code:
Acquired on : 06 May 10 02:37 AM
Report Created on: 06 May 10 09:38 AM

Page Number : 1
Vial Number : 38
Injection Number : 1
Sequence Line : 5
Instrument Method: TPHD.MTH
Analysis Method : TPHD.MTH

004083

SAMPLE CHAIN OF CUSTODY

ME 04/07/10 AIG/ V3/ C05

Page # 1 of 1

Send Report To Tim Brown, cc: Jessica Brown + Audrey Hackett

Company Sound Environmental Strategies

Address 2400 Airport Way S, Ste. 200

City, State, ZIP Seattle, WA 98134

Phone # 206.306.1900 Fax # 206.306.1907

SAMPLERS (signature)

PROJECT NAME/NO.: Seattle Terminal

PO # 01-600

REMARKS

EIM Y / N

TURNAROUND TIME
- ⊗ Standard (2 Weeks)
- ☐ RUSH
- Rush charges authorized by:

SAMPLE DISPOSAL
- ⊗ Dispose after 30 days
- ☐ Return samples
- ☐ Will call with instructions

Sample ID	Sample Location	Sample Depth	Lab ID	Date Sampled	Time Sampled	Matrix	# of jars	GRPH by NWTPH-Gx	BTEX by EPA 8021B	DRPH/ORPH by NWTPH-Dx	PCP by EPA 8270D Low-level detection limits	cVOCs by EPA 8260B	Nitrate and Sulfate by EPA 300.0	Methane, Ethane and Ethene by RSK 175	Silica Gel	Notes
02MW05-20100407	02MW05	26'	01 A-D	4.7.10	945	H_2O	4	X	X	X					✓	✓-perTB
02MW11-20100407	02MW11	9	02 A-D	↑	1100	↑	4	X	X	X					✓	5/5/10
02MW12-20100407	02MW12	10.5	03 A-D		1210		4	X	X	X					✓	mg
02MW98-20100407	02MW98	—	04 A-D		1225		4	X	X	X					✓	
02MW06-20100407	02MW06	11	05 A-D		1410		4	X	X	X					✓	
01MW07-20100407	01MW07	26'	06 A-J	—	1540	↓	10	X	X	X		X	X	X	✓	

APH 4.7.10

Samples received at 4 °C

Friedman & Bruya, Inc.
3012 16th Avenue West
Seattle, WA 98119-2029
Ph. (206) 285-8282
Fax (206) 283-5044

SIGNATURE	PRINT NAME	COMPANY	DATE	TIME
Relinquished by:	Audrey Hackett	SES	4.7.10	1630
Received by:	Jessica Brown	SES	↓	1630
Relinquished by:	Jessica Brown	SES	↓	1651
Received by:	HONG DEMYAN	FBI	↓	2

FRIEDMAN & BRUYA, INC.

ENVIRONMENTAL CHEMISTS

James E. Bruya, Ph.D.
Charlene Morrow, M.S.
Yelena Aravkina, M.S.
Bradley T. Benson, B.S.
Kurt Johnson, B.S.

3012 16th Avenue West
Seattle, WA 98119-2029
TEL: (206) 285-8282
FAX: (206) 283-5044
e-mail: fbi@isomedia.com

July 16, 2010

Tim Brown, Project Manager
Sound Environmental Strategies
2811 Fairview Ave. East, Suite 2000
Seattle, WA 98102

Dear Mr. Brown:

Included are the results from the testing of material submitted on July 9, 2010 from the TOC_01-600_20100709 WORFDB2, F&BI 007098 project. There are 10 pages included in this report. Any samples that may remain are currently scheduled for disposal in 30 days. If you would like us to return your samples or arrange for long term storage at our offices, please contact us as soon as possible.

We appreciate this opportunity to be of service to you and hope you will call if you should have any questions.

Sincerely,

FRIEDMAN & BRUYA, INC.



Michael Erdahl
Project Manager

Enclosures
c: Mark Chandler, Jessica Brown, Audrey Hackett
SOU0716R.DOC

CASE NARRATIVE

This case narrative encompasses samples received on July 9, 2010 by Friedman & Bruya, Inc. from the Sound Environmental Strategies TOC_01-600_20100709 WORFDB2, F&BI 007098 project. Samples were logged in under the laboratory ID's listed below.

Laboratory ID	Sound Environmental Strategies
007098-01	02MW13-20100708
007098-02	02MW14-20100708
007098-03	02MW02-20100708
007098-04	02MW07-20100708
007098-05	02MW12-20100708
007098-06	02MW98-20100708

All quality control requirements were acceptable.

Date of Report: 07/16/10
Date Received: 07/09/10
Project: TOC_01-600_20100709 WORFDB2, F&BI 007098
Date Extracted: 07/12/10
Date Analyzed: 07/13/10 and 07/14/10

RESULTS FROM THE ANALYSIS OF WATER SAMPLES FOR BENZENE, TOLUENE, ETHYLBENZENE, XYLENES AND TPH AS GASOLINE USING EPA METHOD 8021B AND NWTPH-Gx

Results Reported as ug/L (ppb)

Sample ID Laboratory ID	Benzene	Toluene	Ethyl Benzene	Total Xylenes	Gasoline Range	Surrogate (% Recovery) (Limit 52-124)
02MW13-20100708 007098-01	<1	<1	<1	<3	<100	74
02MW14-20100708 007098-02	<1	<1	<1	<3	<100	63
02MW02-20100708 007098-03	<1	<1	<1	<3	<100	74
02MW07-20100708 007098-04	<1	<1	<1	<3	<100	72
02MW12-20100708 007098-05 1/10	400	54	820	650	11,000	82
02MW98-20100708 007098-06 1/10	370	36	600	440	9,100	78
Method Blank 00-1043 MB	<1	<1	<1	<3	<100	72
Method Blank 00-1043 MB2	<1	<1	<1	<3	<100	72

Date of Report: 07/16/10
Date Received: 07/09/10
Project: TOC_01-600_20100709 WORFDB2, F&BI 007098
Date Extracted: 07/12/10
Date Analyzed: 07/14/10 and 07/15/10

RESULTS FROM THE ANALYSIS OF WATER SAMPLES FOR TOTAL PETROLEUM HYDROCARBONS AS DIESEL AND MOTOR OIL USING METHOD NWTPH-Dx
Sample Extracts Passed Through a Silica Gel Column Prior to Analysis
Results Reported as ug/L (ppb)

Sample ID Laboratory ID	Diesel Range (C_{10}-C_{25})	Motor Oil Range (C_{25}-C_{36})	Surrogate (% Recovery) (Limit 51-134)
02MW13-20100708 007098-01	<50	<250	101
02MW14-20100708 007098-02	<50	<250	129
02MW02-20100708 007098-03	<50	<250	109
02MW07-20100708 007098-04	<50	<250	114
02MW12-20100708 007098-05	370 x	<250	110
02MW98-20100708 007098-06	410 x	<250	116
Method Blank 00-1052 MB	<50	<250	103

Analysis For Volatile Compounds By EPA Method 8260C

Client Sample ID:	02MW13-20100708	Client:	Sound Environmental Strategies
Date Received:	07/09/10	Project:	TOC_01-600_20100709 WORFDB2
Date Extracted:	07/12/10	Lab ID:	007098-01
Date Analyzed:	07/12/10	Data File:	071215.D
Matrix:	Water	Instrument:	GCMS5
Units:	ug/L (ppb)	Operator:	VM

Surrogates:	% Recovery:	Lower Limit:	Upper Limit:
1,2-Dichloroethane-d4	100	63	127
Toluene-d8	101	65	127
4-Bromofluorobenzene	109	69	127

Compounds:	Concentration ug/L (ppb)
Vinyl chloride	<0.2
Chloroethane	<1
1,1-Dichloroethene	<1
Methylene chloride	<5
trans-1,2-Dichloroethene	<1
1,1-Dichloroethane	<1
cis-1,2-Dichloroethene	<1
1,2-Dichloroethane (EDC)	<1
1,1,1-Trichloroethane	<1
Trichloroethene	<1
Tetrachloroethene	<1

Analysis For Volatile Compounds By EPA Method 8260C

Client Sample ID:	02MW14-20100708	Client:	Sound Environmental Strategies
Date Received:	07/09/10	Project:	TOC_01-600_20100709 WORFDB2
Date Extracted:	07/12/10	Lab ID:	007098-02
Date Analyzed:	07/12/10	Data File:	071216.D
Matrix:	Water	Instrument:	GCMS5
Units:	ug/L (ppb)	Operator:	VM

Surrogates:	% Recovery:	Lower Limit:	Upper Limit:
1,2-Dichloroethane-d4	99	63	127
Toluene-d8	102	65	127
4-Bromofluorobenzene	111	69	127

Compounds:	Concentration ug/L (ppb)
Vinyl chloride	<0.2
Chloroethane	<1
1,1-Dichloroethene	<1
Methylene chloride	<5
trans-1,2-Dichloroethene	<1
1,1-Dichloroethane	<1
cis-1,2-Dichloroethene	<1
1,2-Dichloroethane (EDC)	<1
1,1,1-Trichloroethane	<1
Trichloroethene	<1
Tetrachloroethene	<1

Analysis For Volatile Compounds By EPA Method 8260C

Client Sample ID:	Method Blank	Client:	Sound Environmental Strategies
Date Received:	Not Applicable	Project:	TOC_01-600_20100709 WORFDB2
Date Extracted:	07/12/10	Lab ID:	00928 mb
Date Analyzed:	07/12/10	Data File:	071207.D
Matrix:	Water	Instrument:	GCMS5
Units:	ug/L (ppb)	Operator:	VM

Surrogates:	% Recovery:	Lower Limit:	Upper Limit:
1,2-Dichloroethane-d4	96	63	127
Toluene-d8	101	65	127
4-Bromofluorobenzene	110	69	127

Compounds:	Concentration ug/L (ppb)
Vinyl chloride	<0.2
Chloroethane	<1
1,1-Dichloroethene	<1
Methylene chloride	<5
trans-1,2-Dichloroethene	<1
1,1-Dichloroethane	<1
cis-1,2-Dichloroethene	<1
1,2-Dichloroethane (EDC)	<1
1,1,1-Trichloroethane	<1
Trichloroethene	<1
Tetrachloroethene	<1

Date of Report: 07/16/10
Date Received: 07/09/10
Project: TOC_01-600_20100709 WORFDB2, F&BI 007098

QUALITY ASSURANCE RESULTS FOR THE ANALYSIS OF WATER SAMPLES FOR BENZENE, TOLUENE, ETHYLBENZENE, XYLENES, AND TPH AS GASOLINE USING EPA METHOD 8021B AND NWTPH-Gx

Laboratory Code: 007078-01 (Duplicate)

Analyte	Reporting Units	Sample Result	Duplicate Result	Relative Percent Difference (Limit 20)
Benzene	ug/L (ppb)	<1	<1	nm
Toluene	ug/L (ppb)	<1	<1	nm
Ethylbenzene	ug/L (ppb)	<1	<1	nm
Xylenes	ug/L (ppb)	<3	<3	nm
Gasoline	ug/L (ppb)	<100	<100	nm

Laboratory Code: Laboratory Control Sample

Analyte	Reporting Units	Spike Level	Percent Recovery LCS	Acceptance Criteria
Benzene	ug/L (ppb)	50	90	65-118
Toluene	ug/L (ppb)	50	94	72-122
Ethylbenzene	ug/L (ppb)	50	95	73-126
Xylenes	ug/L (ppb)	150	95	74-118
Gasoline	ug/L (ppb)	1,000	115	69-134

Date of Report: 07/16/10
Date Received: 07/09/10
Project: TOC_01-600_20100709 WORFDB2, F&BI 007098

QUALITY ASSURANCE RESULTS FOR THE ANALYSIS OF WATER SAMPLES FOR TOTAL PETROLEUM HYDROCARBONS AS DIESEL EXTENDED USING METHOD NWTPH-Dx

Laboratory Code: Laboratory Control Sample Silica Gel

Analyte	Reporting Units	Spike Level	Percent Recovery LCS	Percent Recovery LCSD	Acceptance Criteria	RPD (Limit 20)
Diesel Extended	ug/L (ppb)	2,500	93	105	58-134	12

Date of Report: 07/16/10
Date Received: 07/09/10
Project: TOC_01-600_20100709 WORFDB2, F&BI 007098

QUALITY ASSURANCE RESULTS FOR THE ANALYSIS OF WATER SAMPLES FOR VOLATILES BY EPA METHOD 8260C

Laboratory Code: Laboratory Control Sample

Analyte	Reporting Units	Spike Level	Percent Recovery LCS	Percent Recovery LCSD	Acceptance Criteria	RPD (Limit 20)
Vinyl chloride	ug/L (ppb)	50	100	108	53-131	8
Chloroethane	ug/L (ppb)	50	100	104	52-127	4
1,1-Dichloroethene	ug/L (ppb)	50	96	99	68-131	3
Methylene chloride	ug/L (ppb)	50	94	101	17-177	7
trans-1,2-Dichloroethene	ug/L (ppb)	50	97	102	71-128	5
1,1-Dichloroethane	ug/L (ppb)	50	96	100	74-118	4
cis-1,2-Dichloroethene	ug/L (ppb)	50	105	110	74-126	5
1,2-Dichloroethane (EDC)	ug/L (ppb)	50	96	99	77-118	3
1,1,1-Trichloroethane	ug/L (ppb)	50	98	103	77-123	5
Trichloroethene	ug/L (ppb)	50	101	106	74-119	5
Tetrachloroethene	ug/L (ppb)	50	99	104	86-121	5

Data Qualifiers & Definitions

a - The analyte was detected at a level less than five times the reporting limit. The RPD results may not provide reliable information on the variability of the analysis.

A1 – More than one compound of similar molecule structure was identified with equal probability.

b - The analyte was spiked at a level that was less than five times that present in the sample. Matrix spike recoveries may not be meaningful.

ca - The calibration results for this range fell outside of acceptance criteria. The value reported is an estimate.

c - The presence of the analyte indicated may be due to carryover from previous sample injections.

d - The sample was diluted. Detection limits may be raised due to dilution.

ds - The sample was diluted. Detection limits are raised due to dilution and surrogate recoveries may not be meaningful.

dv - Insufficient sample was available to achieve normal reporting limits and limits are raised accordingly.

fb - Analyte present in the blank and the sample.

fc – The compound is a common laboratory and field contaminant.

hr - The sample and duplicate were reextracted and reanalyzed. RPD results were still outside of control limits. The variability is attributed to sample inhomogeneity.

ht - Analysis performed outside the method or client-specified holding time requirement.

ip - Recovery fell outside of normal control limits. Compounds in the sample matrix interfered with the quantitation of the analyte.

j – The result is below normal reporting limits. The value reported is an estimate.

J - The internal standard associated with the analyte is out of control limits. The reported concentration is an estimate.

jl - The analyte result in the laboratory control sample is out of control limits. The reported concentration should be considered an estimate.

jr - The rpd result in laboratory control sample associated with the analyte is out of control limits. The reported concentration should be considered an estimate.

js - The surrogate associated with the analyte is out of control limits. The reported concentration should be considered an estimate.

lc - The presence of the compound indicated is likely due to laboratory contamination.

L - The reported concentration was generated from a library search.

nm - The analyte was not detected in one or more of the duplicate analyses. Therefore, calculation of the RPD is not applicable.

pc – The sample was received in a container not approved by the method. The value reported should be considered an estimate.

pr – The sample was received with incorrect preservation. The value reported should be considered an estimate.

ve - Estimated concentration calculated for an analyte response above the valid instrument calibration range. A dilution is required to obtain an accurate quantification of the analyte.

vo - The value reported fell outside the control limits established for this analyte.

x - The sample chromatographic pattern does not resemble the fuel standard used for quantitation.

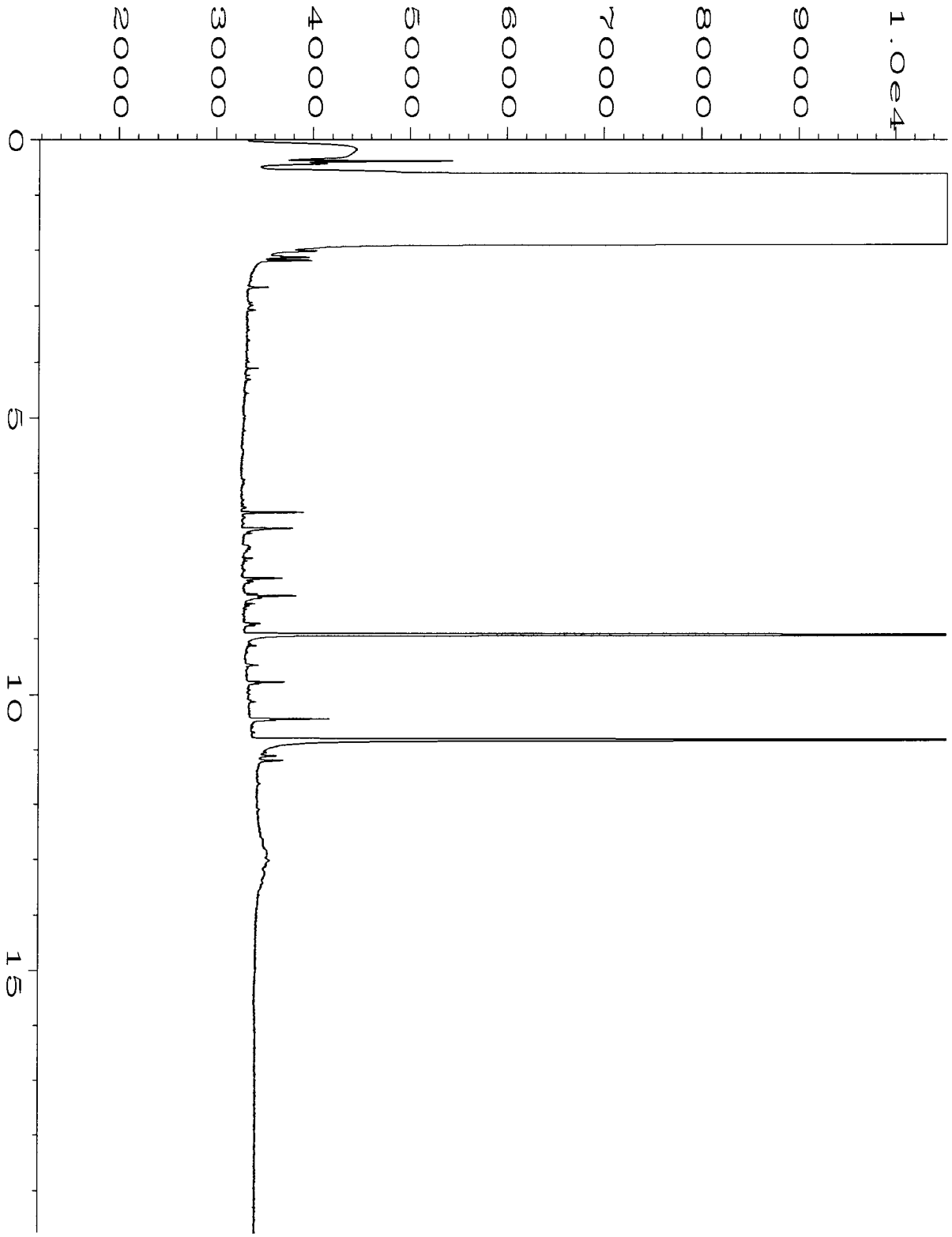

Data File Name : C:\HPCHEM\6\DATA\07-13-10\023F0901.D
Operator : ML
Instrument : GC #6
Sample Name : 007098-01 sg
Run Time Bar Code:
Acquired on : 14 Jul 10 06:47 AM
Report Created on: 14 Jul 10 11:57 AM

Page Number : 1
Vial Number : 23
Injection Number : 1
Sequence Line : 9
Instrument Method: TPHD.MTH
Analysis Method : TPHD.MTH

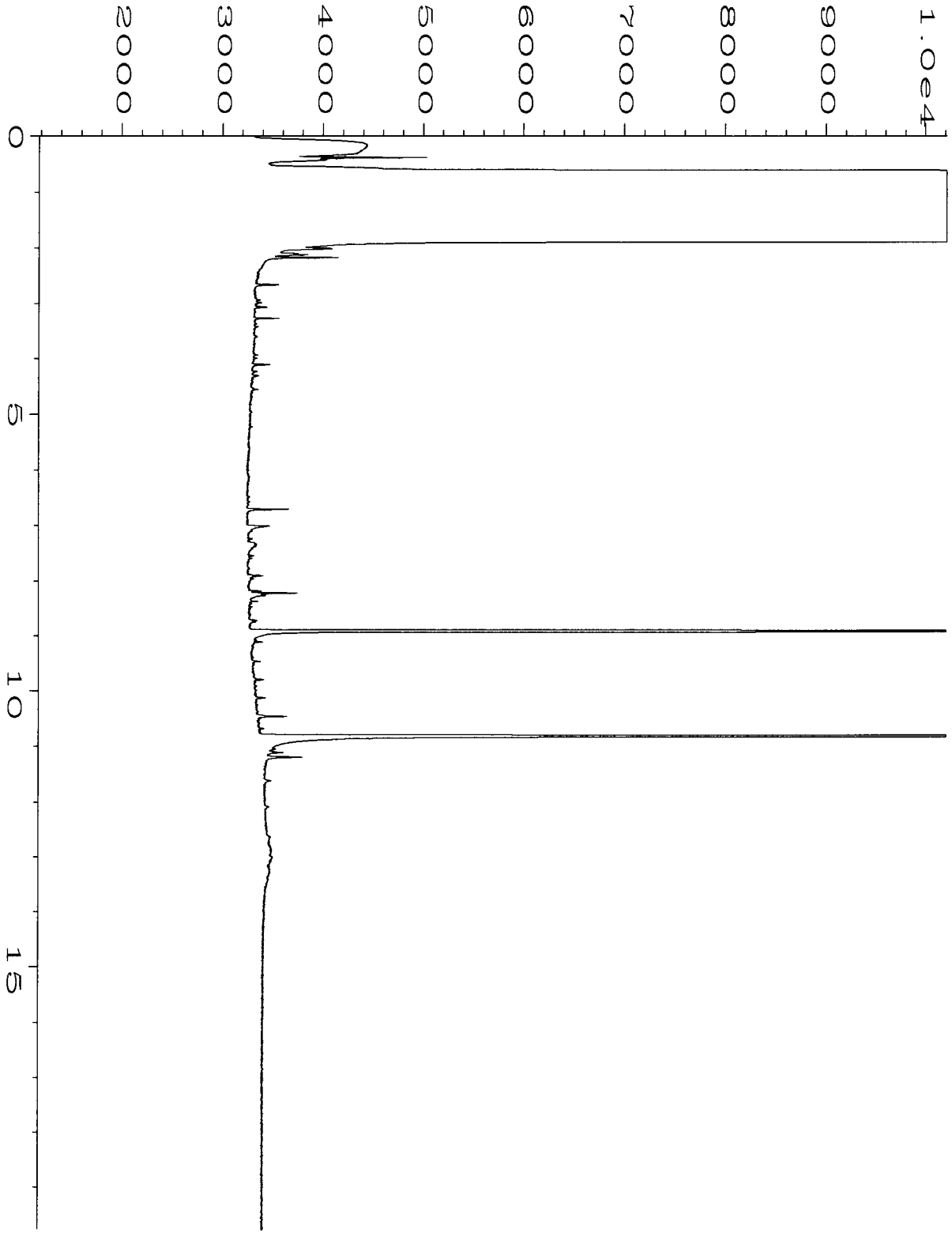

Data File Name : C:\HPCHEM\6\DATA\07-13-10\024F0901.D
Operator : ML
Instrument : GC #6
Sample Name : 007098-02 sg
Run Time Bar Code:
Acquired on : 14 Jul 10 07:13 AM
Report Created on: 14 Jul 10 11:57 AM

Page Number : 1
Vial Number : 24
Injection Number : 1
Sequence Line : 9
Instrument Method: TPHD.MTH
Analysis Method : TPHD.MTH



Data File Name : C:\HPCHEM\6\DATA\07-13-10\025F0901.D
Operator : ML
Instrument : GC #6
Sample Name : 007098-03 sg
Run Time Bar Code:
Acquired on : 14 Jul 10 07:39 AM
Report Created on: 14 Jul 10 11:57 AM

Page Number : 1
Vial Number : 25
Injection Number : 1
Sequence Line : 9
Instrument Method: TPHD.MTH
Analysis Method : TPHD.MTH

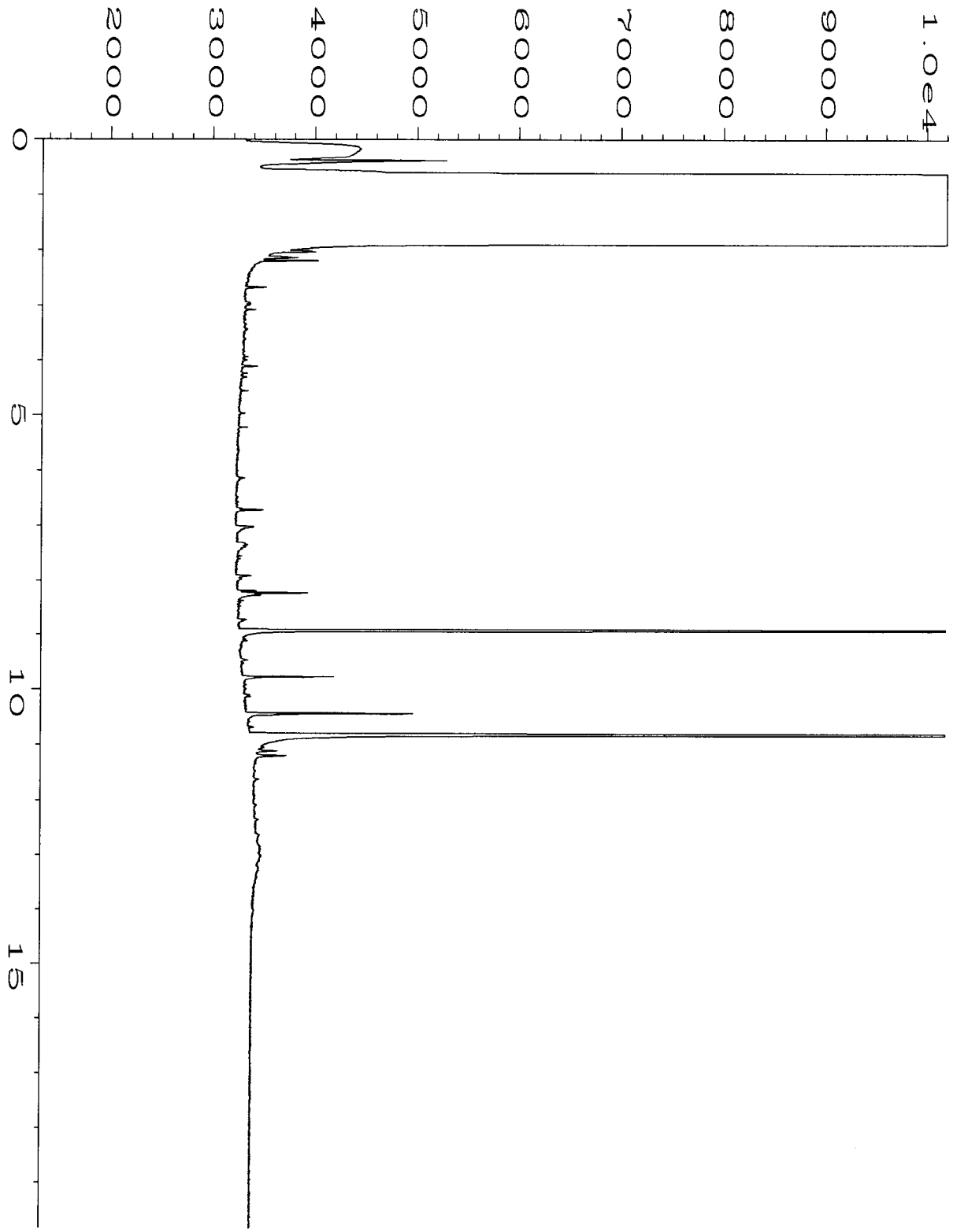

Data File Name : C:\HPCHEM\6\DATA\07-13-10\026F0901.D
Operator : ML
Instrument : GC #6
Sample Name : 007098-04 sg
Run Time Bar Code:
Acquired on : 14 Jul 10 08:05 AM
Report Created on: 14 Jul 10 11:59 AM

Page Number : 1
Vial Number : 26
Injection Number : 1
Sequence Line : 9
Instrument Method: TPHD.MTH
Analysis Method : TPHD.MTH

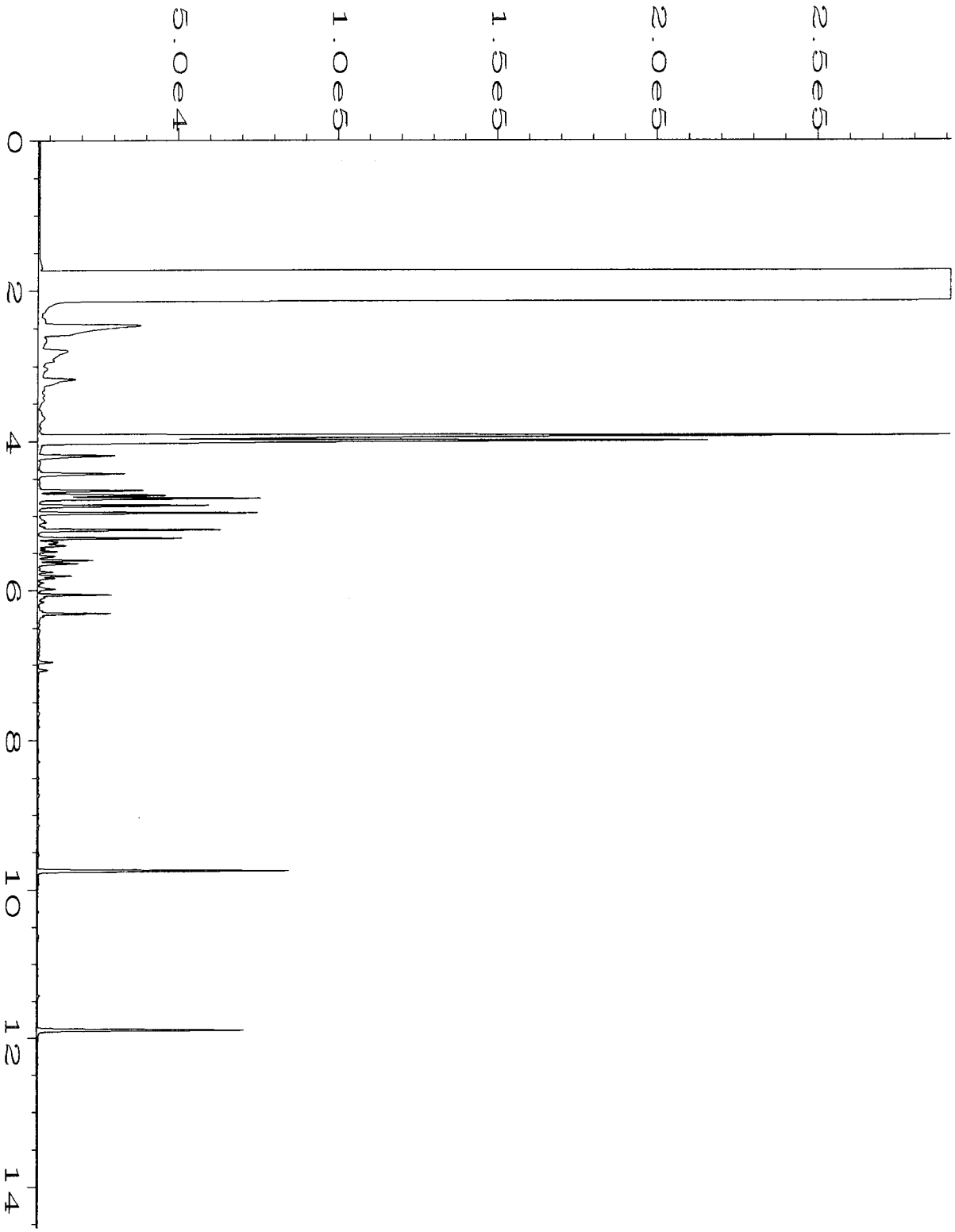

Data File Name	: C:\HPCHEM\1\DATA\07-15-10\010F0501.D		
Operator	: SO	Page Number	: 1
Instrument	: GC1	Vial Number	: 10
Sample Name	: 007098-05 sg	Injection Number	: 1
Run Time Bar Code:		Sequence Line	: 5
Acquired on	: 15 Jul 10 01:00 PM	Instrument Method	: TPHD.MTH
Report Created on	: 16 Jul 10 09:00 AM	Analysis Method	: SIMDNEW.MTH

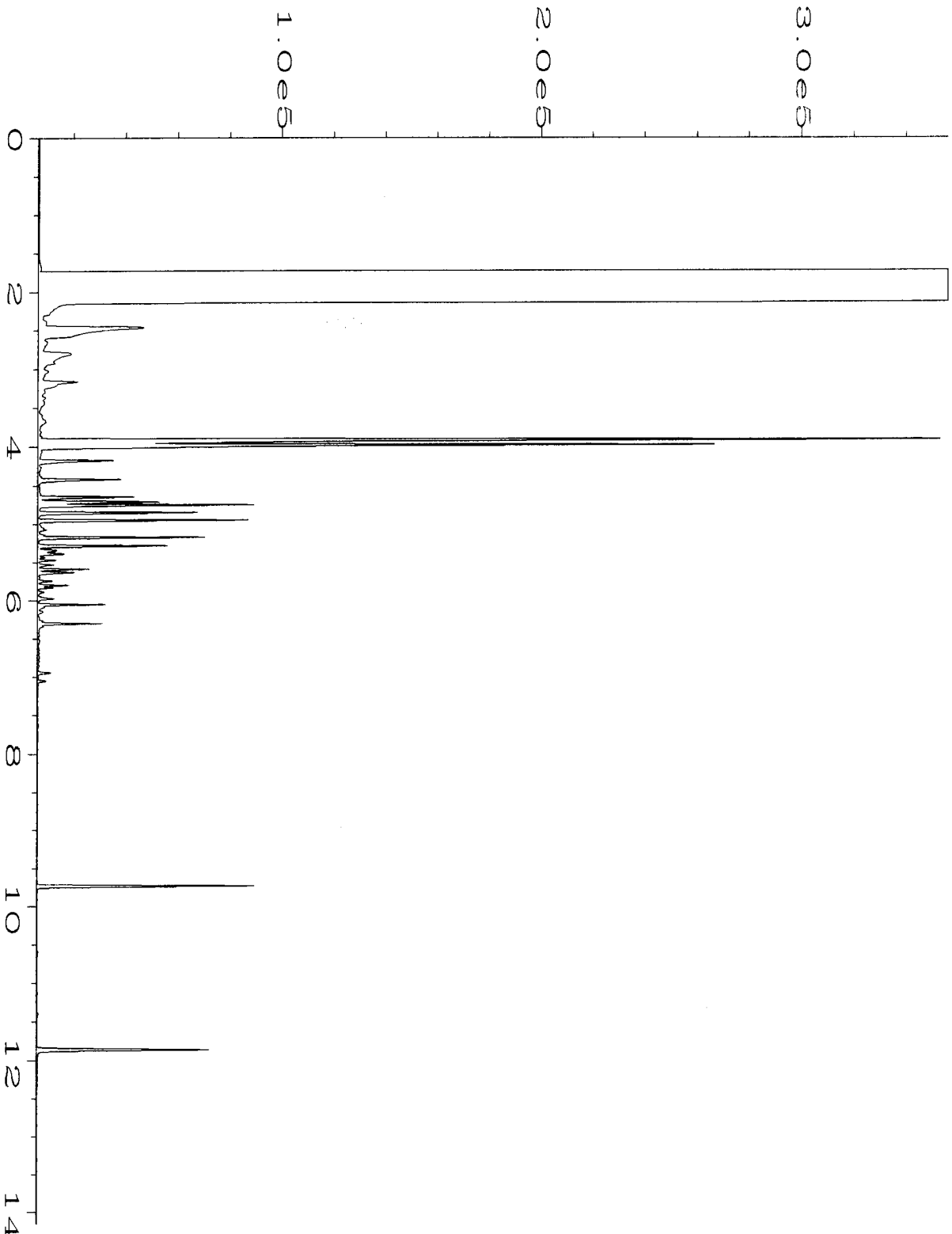

Data File Name	: C:\HPCHEM\1\DATA\07-15-10\011F0501.D		
Operator	: SO	Page Number	: 1
Instrument	: GC1	Vial Number	: 11
Sample Name	: 007098-06 sg	Injection Number	: 1
Run Time Bar Code:		Sequence Line	: 5
Acquired on	: 15 Jul 10 01:22 PM	Instrument Method	: TPHD.MTH
Report Created on	: 16 Jul 10 09:00 AM	Analysis Method	: SIMDNEW.MTH

007098

SAMPLE CHAIN OF CUSTODY

ME 07/09/10 V4/A05

Page # 1 of 1

Send Report To Tim Brown, cc: Jessica Brown + Audrey Hackett

Company Sound Environmental Strategies

Address 2811 Fairview Ave E, Ste. 2000

City, State, ZIP Seattle, WA 98102

Phone # 206.306.1900 Fax # 206.306.1907

SAMPLERS (signature)

PROJECT NAME/NO.: Seattle Terminal

PO #: 01-600

REMARKS

EIM Y / N

TURNAROUND TIME
- ☐ Standard (2 Weeks)
- ☐ RUSH
- Rush charges authorized by:

SAMPLE DISPOSAL
- ⊗ Dispose after 30 days
- ☐ Return samples
- ☐ Will call with instructions

Sample ID	Sample Location	Sample Depth	Lab ID	Date Sampled	Time Sampled	Matrix	# of jars	GRPH by NWTPH-Gx	BTEX by EPA 8021B	DRPH/ORPH by NWTPH-Dx w/ silica gel	PCP by EPA 8270D Low-level detection limits	cVOCs by EPA 8260B	Nitrate and Sulfate by EPA 300.0	Methane, Ethane and Ethene by RSK 175	Notes
OZMW13-20100708		12'	01 A-F	7/8/10	1050	W	6	X	X	X		X			X-per TB
OZMW14-20100708		14'	02 A-F	|	1218	W	6	X	X	X		X			7/9/10 mg
OZMW02-20100708		4'	03 A-D	|	1405	W	4	X	X	X					
OZMW07-20100708		5'	04 AD	|	1504	W	4	X	X	X					
OZMW12-20100708		10'	05 AD	|	1605	W	4	X	X	X					
OZMW98-20100708		10'	06 AD	|	-	W	4	X	X	X					
				|											
				|											
				|					

FRIEDMAN & BRUYA, INC.

ENVIRONMENTAL CHEMISTS

James E. Bruya, Ph.D.
Charlene Morrow, M.S.
Yelena Aravkina, M.S.
Bradley T. Benson, B.S.
Kurt Johnson, B.S.

3012 16th Avenue West
Seattle, WA 98119-2029
TEL: (206) 285-8282
FAX: (206) 283-5044
e-mail: fbi@isomedia.com

July 28, 2010

Tim Brown, Project Manager
Sound Environmental Strategies
2811 Fairview Ave. East, Suite 2000
Seattle, WA 98102

Dear Mr. Brown:

Included are the results from the testing of material submitted on July 9, 2010 from the TOC_01-600_20100709 WORFDB2, F&BI 007115 project. There are 6 pages included in this report. Any samples that may remain are currently scheduled for disposal in 30 days. If you would like us to return your samples or arrange for long term storage at our offices, please contact us as soon as possible.

We appreciate this opportunity to be of service to you and hope you will call if you should have any questions.

Sincerely,

FRIEDMAN & BRUYA, INC.



Michael Erdahl
Project Manager

Enclosures
c: Mark Chandler, Jessica Brown, Audrey Hackett
SOU0728R.DOC

CASE NARRATIVE

This case narrative encompasses samples received on July 9, 2010 by Friedman & Bruya, Inc. from the Sound Environmental Strategies TOC_01-600_20100709 WORFDB2, F&BI 007115 project. Samples were logged in under the laboratory ID's listed below.

Laboratory ID	Sound Environmental Strategies
007115-01	02MW08-20100709
007115-02	02MW05-20100709
007115-03	02MW11-20100709
007115-04	02MW06-20100709

All quality control requirements were acceptable.

Date of Report: 07/28/10
Date Received: 07/09/10
Project: TOC_01-600_20100709 WORFDB2, F&BI 007115
Date Extracted: 07/14/10
Date Analyzed: 07/15/10

RESULTS FROM THE ANALYSIS OF WATER SAMPLES FOR BENZENE, TOLUENE, ETHYLBENZENE, XYLENES AND TPH AS GASOLINE USING EPA METHOD 8021B AND NWTPH-Gx

Results Reported as ug/L (ppb)

Sample ID Laboratory ID	Benzene	Toluene	Ethyl Benzene	Total Xylenes	Gasoline Range	Surrogate (% Recovery) (Limit 52-124)
02MW08-20100709 007115-01	<1	<1	<1	<3	<100	76
02MW05-20100709 007115-02	<1	<1	<1	<3	120	75
02MW11-20100709 007115-03	1.2	6.4	5.0	13	1,100	87
02MW06-20100709 007115-04	<1	<1	<1	<3	<100	71
Method Blank 00-1047 MB	<1	<1	<1	<3	<100	72

Date of Report: 07/28/10
Date Received: 07/09/10
Project: TOC_01-600_20100709 WORFDB2, F&BI 007115
Date Extracted: 07/12/10
Date Analyzed: 07/14/10

RESULTS FROM THE ANALYSIS OF WATER SAMPLES FOR TOTAL PETROLEUM HYDROCARBONS AS DIESEL AND MOTOR OIL USING METHOD NWTPH-Dx
Sample Extracts Passed Through a Silica Gel Column Prior to Analysis
Results Reported as ug/L (ppb)

Sample ID Laboratory ID	Diesel Range (C_{10}-C_{25})	Motor Oil Range (C_{25}-C_{36})	Surrogate (% Recovery) (Limit 51-134)
02MW08-20100709 007115-01	<50	<250	97
02MW05-20100709 007115-02	52 x	<250	95
02MW11-20100709 007115-03	190 x	<250	82
02MW06-20100709 007115-04	<50	<250	95
Method Blank 00-1053 MB	<50	<250	113

Date of Report: 07/28/10
Date Received: 07/09/10
Project: TOC_01-600_20100709 WORFDB2, F&BI 007115

QUALITY ASSURANCE RESULTS FOR THE ANALYSIS OF WATER SAMPLES FOR BENZENE, TOLUENE, ETHYLBENZENE, XYLENES, AND TPH AS GASOLINE USING EPA METHOD 8021B AND NWTPH-Gx

Laboratory Code: 007146-04 (Duplicate)

Analyte	Reporting Units	Sample Result	Duplicate Result	Relative Percent Difference (Limit 20)
Benzene	ug/L (ppb)	<1	<1	nm
Toluene	ug/L (ppb)	<1	<1	nm
Ethylbenzene	ug/L (ppb)	<1	<1	nm
Xylenes	ug/L (ppb)	<3	<3	nm
Gasoline	ug/L (ppb)	<10	<10	nm

Laboratory Code: Laboratory Control Sample

Analyte	Reporting Units	Spike Level	Percent Recovery LCS	Acceptance Criteria
Benzene	ug/L (ppb)	50	83	65-118
Toluene	ug/L (ppb)	50	86	72-122
Ethylbenzene	ug/L (ppb)	50	86	73-126
Xylenes	ug/L (ppb)	150	86	74-118
Gasoline	ug/L (ppb)	1,000	111	69-134

Date of Report: 07/28/10
Date Received: 07/09/10
Project: TOC_01-600_20100709 WORFDB2, F&BI 007115

QUALITY ASSURANCE RESULTS FOR THE ANALYSIS OF WATER SAMPLES FOR TOTAL PETROLEUM HYDROCARBONS AS DIESEL EXTENDED USING METHOD NWTPH-Dx

Laboratory Code: Laboratory Control Sample Silica Gel

Analyte	Reporting Units	Spike Level	Percent Recovery LCS	Percent Recovery LCSD	Acceptance Criteria	RPD (Limit 20)
Diesel Extended	ug/L (ppb)	2,500	110	103	58-134	7

Data Qualifiers & Definitions

a - The analyte was detected at a level less than five times the reporting limit. The RPD results may not provide reliable information on the variability of the analysis.

A1 – More than one compound of similar molecule structure was identified with equal probability.

b - The analyte was spiked at a level that was less than five times that present in the sample. Matrix spike recoveries may not be meaningful.

ca - The calibration results for this range fell outside of acceptance criteria. The value reported is an estimate.

c - The presence of the analyte indicated may be due to carryover from previous sample injections.

d - The sample was diluted. Detection limits may be raised due to dilution.

ds - The sample was diluted. Detection limits are raised due to dilution and surrogate recoveries may not be meaningful.

dv - Insufficient sample was available to achieve normal reporting limits and limits are raised accordingly.

fb - Analyte present in the blank and the sample.

fc – The compound is a common laboratory and field contaminant.

hr - The sample and duplicate were reextracted and reanalyzed. RPD results were still outside of control limits. The variability is attributed to sample inhomogeneity.

ht - Analysis performed outside the method or client-specified holding time requirement.

ip - Recovery fell outside of normal control limits. Compounds in the sample matrix interfered with the quantitation of the analyte.

j – The result is below normal reporting limits. The value reported is an estimate.

J - The internal standard associated with the analyte is out of control limits. The reported concentration is an estimate.

jl - The analyte result in the laboratory control sample is out of control limits. The reported concentration should be considered an estimate.

jr - The rpd result in laboratory control sample associated with the analyte is out of control limits. The reported concentration should be considered an estimate.

js - The surrogate associated with the analyte is out of control limits. The reported concentration should be considered an estimate.

lc - The presence of the compound indicated is likely due to laboratory contamination.

L - The reported concentration was generated from a library search.

nm - The analyte was not detected in one or more of the duplicate analyses. Therefore, calculation of the RPD is not applicable.

pc – The sample was received in a container not approved by the method. The value reported should be considered an estimate.

pr – The sample was received with incorrect preservation. The value reported should be considered an estimate.

ve - Estimated concentration calculated for an analyte response above the valid instrument calibration range. A dilution is required to obtain an accurate quantification of the analyte.

vo - The value reported fell outside the control limits established for this analyte.

x - The sample chromatographic pattern does not resemble the fuel standard used for quantitation.



Data File Name : C:\HPCHEM\6\DATA\07-14-10\016F0301.D
Operator : ML
Instrument : GC #6
Sample Name : 007115-01 sg
Run Time Bar Code:
Acquired on : 14 Jul 10 07:03 PM
Report Created on: 15 Jul 10 11:39 AM

Page Number : 1
Vial Number : 16
Injection Number : 1
Sequence Line : 3
Instrument Method: TPHD.MTH
Analysis Method : TPHD.MTH

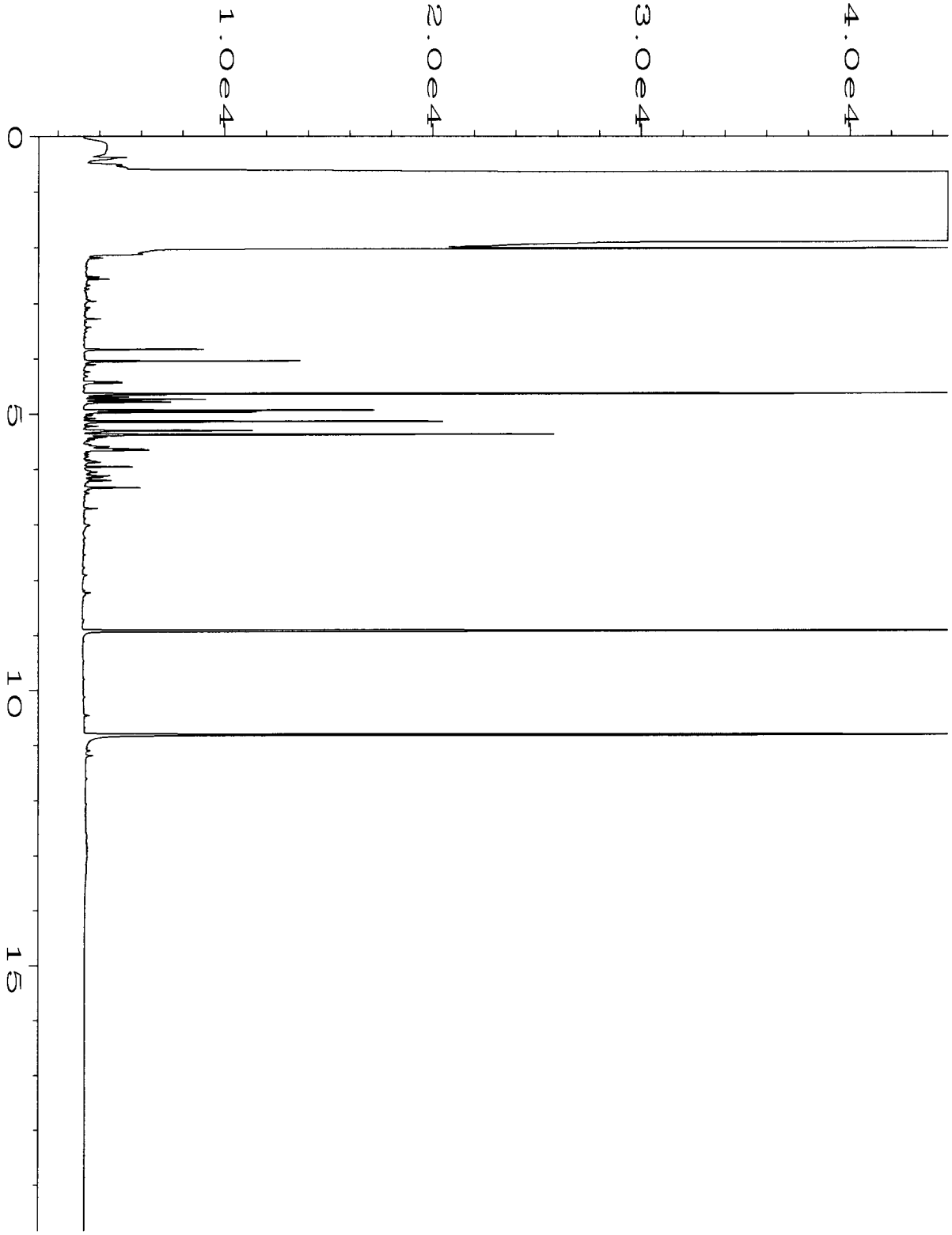

Data File Name : C:\HPCHEM\6\DATA\07-14-10\017F0301.D
Operator : ML
Instrument : GC #6
Sample Name : 007115-02 sg
Run Time Bar Code:
Acquired on : 14 Jul 10 07:30 PM
Report Created on: 15 Jul 10 11:39 AM

Page Number : 1
Vial Number : 17
Injection Number : 1
Sequence Line : 3
Instrument Method: TPHD.MTH
Analysis Method : TPHD.MTH



Data File Name : C:\HPCHEM\6\DATA\07-14-10\018F0301.D
Operator : ML
Instrument : GC #6
Sample Name : 007115-03 sg
Run Time Bar Code:
Acquired on : 14 Jul 10 07:57 PM
Report Created on: 15 Jul 10 11:39 AM

Page Number : 1
Vial Number : 18
Injection Number : 1
Sequence Line : 3
Instrument Method: TPHD.MTH
Analysis Method : TPHD.MTH



Data File Name : C:\HPCHEM\6\DATA\07-14-10\019F0301.D
Operator : ML
Instrument : GC #6
Sample Name : 007115-04 sg
Run Time Bar Code:
Acquired on : 14 Jul 10 08:23 PM
Report Created on: 15 Jul 10 11:39 AM

Page Number : 1
Vial Number : 19
Injection Number : 1
Sequence Line : 3
Instrument Method: TPHD.MTH
Analysis Method : TPHD.MTH

007115

SAMPLE CHAIN OF CUSTODY

ME 07/09/10 AOY/V2

Page # 1 of 1

Send Report To Tim Brown, cc: Jessica Brown + Audrey Hackett

Company Sound Environmental Strategies

Address 2400 Airport Way S, Ste. 200

City, State, ZIP Seattle, WA 98134

Phone # 206.306.1900 Fax # 206.306.1907

SAMPLERS (signature)

PROJECT NAME/NO.: Seattle Terminal

PO #: 01-600

REMARKS

EIM Y / N

TURNAROUND TIME
- ⊗ Standard (2 Weeks)
- ☐ RUSH
- Rush charges authorized by:

SAMPLE DISPOSAL
- ⊗ Dispose after 30 days
- ☐ Return samples
- ☐ Will call with instructions

Sample ID	Sample Location	Sample Depth	Lab ID	Date Sampled	Time Sampled	Matrix	# of jars	GRPH by NWTPH-Gx	BTEX by EPA 8021B	DRPH/ORPH by NWTPH-Dx	PCP by EPA 8270D Low-level detection limits	cVOCs by EPA 8260B	Nitrate and Sulfate by EPA 300.0	Methane, Ethane and Ethene by RSK 175	Notes
02MW08-20100709		18	01 A-D	7/9/10	1200	W	4	X	X	X					
02MW05-20100709		28'	02 A-D		1255	W	4	X	X	X					
02MW11-20100709		9'	03 A-D		1430	W	4	X	X	X					
02MW06-20100709		15	04 A-D		1525	W	4	X	X	X					
			AY 7/9/10												

Friedman & Bruya, Inc.
3012 16th Avenue West
Seattle, WA 98119-2029
Ph. (206) 285-8282
Fax (206) 283-5044

SIGNATURE	PRINT NAME	COMPANY	DATE	TIME
Relinquished by:	Andrea Littlejohn	SES	7/9/10	1630
Received by:	HONG NGUYEN	FBJ	✓	✓
Relinquished by:				
Received by:		Samples received at 4 °C		

FRIEDMAN & BRUYA, INC.

ENVIRONMENTAL CHEMISTS

James E. Bruya, Ph.D.
Charlene Morrow, M.S.
Yelena Aravkina, M.S.
Bradley T. Benson, B.S.
Kurt Johnson, B.S.

3012 16th Avenue West
Seattle, WA 98119-2029
TEL: (206) 285-8282
FAX: (206) 283-5044
e-mail: fbi@isomedia.com

January 26, 2011

Tim Brown, Project Manager
SoundEarth Strategies
2811 Fairview Ave. East, Suite 2000
Seattle, WA 98102

Dear Mr. Brown:

Included are the results from the testing of material submitted on January 12, 2011 from the TOC_01-600_20110112 WORFDB4, F&BI 101127 project. There are 14 pages included in this report. Any samples that may remain are currently scheduled for disposal in 30 days. If you would like us to return your samples or arrange for long term storage at our offices, please contact us as soon as possible.

We appreciate this opportunity to be of service to you and hope you will call if you should have any questions.

Sincerely,

FRIEDMAN & BRUYA, INC.



Michael Erdahl
Project Manager

Enclosures
c: Mark Chandler, Jessica Brown, Audrey Hackett
SOU0126R.DOC

CASE NARRATIVE

This case narrative encompasses samples received on January 12, 2011 by Friedman & Bruya, Inc. from the SoundEarth Strategies 01-600 project. Samples were logged in under the laboratory ID's listed below.

Laboratory ID	SoundEarth Strategies
101127-01	01MW55-20110112
101127-02	02MW13-20110112
101127-03	02MW14-20110112

The samples 01MW55-20110112 and 02MW13-20110112 were sent to Aquatic Research for nitrate, sulfate, alkalinity, phosphorus, hardness, total Fe, TKN, nitrite, and sulfide analyses. In addition, the samples were sent to Fremont Analytical for dissolved gasses analysis. Review of the enclosed reports indicates that all quality assurance were acceptable.

All quality control requirements were acceptable.

Date of Report: 01/26/11
Date Received: 01/12/11
Project: TOC_01-600_20110112 WORFDB4, F&BI 101127
Date Extracted: 01/17/11
Date Analyzed: 01/17/11

RESULTS FROM THE ANALYSIS OF WATER SAMPLES FOR BENZENE, TOLUENE, ETHYLBENZENE, XYLENES AND TPH AS GASOLINE USING EPA METHOD 8021B AND NWTPH-Gx

Results Reported as ug/L (ppb)

Sample ID Laboratory ID	Benzene	Toluene	Ethyl Benzene	Total Xylenes	Gasoline Range	Surrogate (% Recovery) (Limit 52-124)
01MW55-20110112 101127-01	6.3	<1	1.4	<3	770 x	89
02MW13-20110112 101127-02	<1	<1	<1	<3	<100	85
02MW14-20110112 101127-03	<1	<1	<1	<3	<100	85
Method Blank 01-0102 MB	<1	<1	<1	<3	<100	75

Date of Report: 01/26/11
Date Received: 01/12/11
Project: TOC_01-600_20110112 WORFDB4, F&BI 101127
Date Extracted: 01/14/11
Date Analyzed: 01/20/11 and 01/21/11

RESULTS FROM THE ANALYSIS OF WATER SAMPLES FOR TOTAL PETROLEUM HYDROCARBONS AS DIESEL AND MOTOR OIL USING METHOD NWTPH-Dx
Sample Extracts Passed Through a Silica Gel Column Prior to Analysis
Results Reported as ug/L (ppb)

Sample ID Laboratory ID	Diesel Range (C_{10}-C_{25})	Motor Oil Range (C_{25}-C_{36})	Surrogate (% Recovery) (Limit 51-134)
01MW55-20110112 101127-01	<50	<250	89
02MW13-20110112 101127-02	<50	<250	87
02MW14-20110112 101127-03	<50	<250	87
Method Blank 01-0105 MB	<50	<250	97

Analysis For Volatile Compounds By EPA Method 8260C

Client Sample ID:	01MW55-20110112	Client:	SoundEarth Strategies
Date Received:	01/12/11	Project:	TOC_01-600_20110112 WORFDB4
Date Extracted:	01/14/11	Lab ID:	101127-01
Date Analyzed:	01/14/11	Data File:	011417.D
Matrix:	Water	Instrument:	GCMS5
Units:	ug/L (ppb)	Operator:	VM

Surrogates:	% Recovery:	Lower Limit:	Upper Limit:
1,2-Dichloroethane-d4	104	63	127
Toluene-d8	104	65	127
4-Bromofluorobenzene	106	69	127

Compounds:	Concentration ug/L (ppb)
Vinyl chloride	150
Chloroethane	2.2
1,1-Dichloroethene	13
Methylene chloride	<5
trans-1,2-Dichloroethene	16
1,1-Dichloroethane	<1
cis-1,2-Dichloroethene	560 ve
1,2-Dichloroethane (EDC)	<1
1,1,1-Trichloroethane	<1
Trichloroethene	2,300 ve
Tetrachloroethene	6.2

Analysis For Volatile Compounds By EPA Method 8260C

Client Sample ID:	01MW55-20110112	Client:	SoundEarth Strategies
Date Received:	01/12/11	Project:	TOC_01-600_20110112 WORFDB4
Date Extracted:	01/19/11	Lab ID:	101127-01 1/100
Date Analyzed:	01/20/11	Data File:	011926.D
Matrix:	Water	Instrument:	GCMS4
Units:	ug/L (ppb)	Operator:	VM

Surrogates:	% Recovery:	Lower Limit:	Upper Limit:
1,2-Dichloroethane-d4	100	63	127
Toluene-d8	99	60	129
4-Bromofluorobenzene	107	51	145

Compounds:	Concentration ug/L (ppb)
Vinyl chloride	170
Chloroethane	<100
1,1-Dichloroethene	<100
Methylene chloride	<500
trans-1,2-Dichloroethene	<100
1,1-Dichloroethane	<100
cis-1,2-Dichloroethene	580
1,2-Dichloroethane (EDC)	<100
1,1,1-Trichloroethane	<100
Trichloroethene	5,500
Tetrachloroethene	<100

Analysis For Volatile Compounds By EPA Method 8260C

Client Sample ID:	02MW13-20110112	Client:	SoundEarth Strategies
Date Received:	01/12/11	Project:	TOC_01-600_20110112 WORFDB4
Date Extracted:	01/19/11	Lab ID:	101127-02
Date Analyzed:	01/19/11	Data File:	011912.D
Matrix:	Water	Instrument:	GCMS4
Units:	ug/L (ppb)	Operator:	VM

Surrogates:	% Recovery:	Lower Limit:	Upper Limit:
1,2-Dichloroethane-d4	97	63	127
Toluene-d8	102	60	129
4-Bromofluorobenzene	107	51	145

Compounds:	Concentration ug/L (ppb)
Vinyl chloride	<0.2
Chloroethane	<1
1,1-Dichloroethene	<1
Methylene chloride	<5
trans-1,2-Dichloroethene	<1
1,1-Dichloroethane	<1
cis-1,2-Dichloroethene	<1
1,2-Dichloroethane (EDC)	<1
1,1,1-Trichloroethane	<1
Trichloroethene	<1
Tetrachloroethene	<1

Analysis For Volatile Compounds By EPA Method 8260C

Client Sample ID:	02MW14-20110112	Client:	SoundEarth Strategies
Date Received:	01/12/11	Project:	TOC_01-600_20110112 WORFDB4
Date Extracted:	01/19/11	Lab ID:	101127-03
Date Analyzed:	01/19/11	Data File:	011913.D
Matrix:	Water	Instrument:	GCMS4
Units:	ug/L (ppb)	Operator:	VM

Surrogates:	% Recovery:	Lower Limit:	Upper Limit:
1,2-Dichloroethane-d4	92	63	127
Toluene-d8	101	60	129
4-Bromofluorobenzene	108	51	145

Compounds:	Concentration ug/L (ppb)
Vinyl chloride	<0.2
Chloroethane	<1
1,1-Dichloroethene	<1
Methylene chloride	<5
trans-1,2-Dichloroethene	<1
1,1-Dichloroethane	<1
cis-1,2-Dichloroethene	<1
1,2-Dichloroethane (EDC)	<1
1,1,1-Trichloroethane	<1
Trichloroethene	<1
Tetrachloroethene	<1

Analysis For Volatile Compounds By EPA Method 8260C

Client Sample ID:	Method Blank	Client:	SoundEarth Strategies
Date Received:	NA	Project:	TOC_01-600_20110112 WORFDB4
Date Extracted:	01/19/11	Lab ID:	01087 mb
Date Analyzed:	01/19/11	Data File:	011906.D
Matrix:	Water	Instrument:	GCMS4
Units:	ug/L (ppb)	Operator:	VM

Surrogates:	% Recovery:	Lower Limit:	Upper Limit:
1,2-Dichloroethane-d4	97	63	127
Toluene-d8	101	60	129
4-Bromofluorobenzene	110	51	145

Compounds:	Concentration ug/L (ppb)
Vinyl chloride	<0.2
Chloroethane	<1
1,1-Dichloroethene	<1
Methylene chloride	<5
trans-1,2-Dichloroethene	<1
1,1-Dichloroethane	<1
cis-1,2-Dichloroethene	<1
1,2-Dichloroethane (EDC)	<1
1,1,1-Trichloroethane	<1
Trichloroethene	<1
Tetrachloroethene	<1

Analysis For Volatile Compounds By EPA Method 8260C

Client Sample ID:	Method Blank	Client:	SoundEarth Strategies
Date Received:	NA	Project:	TOC_01-600_20110112 WORFDB4
Date Extracted:	01/14/11	Lab ID:	01084 mb
Date Analyzed:	01/14/11	Data File:	011407.D
Matrix:	Water	Instrument:	GCMS5
Units:	ug/L (ppb)	Operator:	VM

Surrogates:	% Recovery:	Lower Limit:	Upper Limit:
1,2-Dichloroethane-d4	110	63	127
Toluene-d8	103	65	127
4-Bromofluorobenzene	106	69	127

Compounds:	Concentration ug/L (ppb)
Vinyl chloride	<0.2
Chloroethane	<1
1,1-Dichloroethene	<1
Methylene chloride	<5
trans-1,2-Dichloroethene	<1
1,1-Dichloroethane	<1
cis-1,2-Dichloroethene	<1
1,2-Dichloroethane (EDC)	<1
1,1,1-Trichloroethane	<1
Trichloroethene	<1
Tetrachloroethene	<1

Date of Report: 01/26/11
Date Received: 01/12/11
Project: TOC_01-600_20110112 WORFDB4, F&BI 101127

QUALITY ASSURANCE RESULTS FOR THE ANALYSIS OF WATER SAMPLES FOR BENZENE, TOLUENE, ETHYLBENZENE, XYLENES, AND TPH AS GASOLINE USING EPA METHOD 8021B AND NWTPH-Gx

Laboratory Code: 101130-02 (Duplicate)

Analyte	Reporting Units	Sample Result	Duplicate Result	Relative Percent Difference (Limit 20)
Benzene	ug/L (ppb)	<1	<1	nm
Toluene	ug/L (ppb)	<1	<1	nm
Ethylbenzene	ug/L (ppb)	<1	<1	nm
Xylenes	ug/L (ppb)	<3	<3	nm
Gasoline	ug/L (ppb)	<100	<100	nm

Laboratory Code: Laboratory Control Sample

Analyte	Reporting Units	Spike Level	Percent Recovery LCS	Acceptance Criteria
Benzene	ug/L (ppb)	50	98	65-118
Toluene	ug/L (ppb)	50	97	72-122
Ethylbenzene	ug/L (ppb)	50	97	73-126
Xylenes	ug/L (ppb)	150	98	74-118
Gasoline	ug/L (ppb)	1,000	89	69-134

Date of Report: 01/26/11
Date Received: 01/12/11
Project: TOC_01-600_20110112 WORFDB4, F&BI 101127

QUALITY ASSURANCE RESULTS FOR THE ANALYSIS OF WATER SAMPLES FOR TOTAL PETROLEUM HYDROCARBONS AS DIESEL EXTENDED USING METHOD NWTPH-Dx

Laboratory Code: Laboratory Control Sample Silica Gel

Analyte	Reporting Units	Spike Level	Percent Recovery LCS	Percent Recovery LCSD	Acceptance Criteria	RPD (Limit 20)
Diesel Extended	ug/L (ppb)	2,500	105	91	58-134	14

Date of Report: 01/26/11
Date Received: 01/12/11
Project: TOC_01-600_20110112 WORFDB4, F&BI 101127

QUALITY ASSURANCE RESULTS FOR THE ANALYSIS OF WATER SAMPLES FOR VOLATILES BY EPA METHOD 8260C

Laboratory Code: 101144-02 (Matrix Spike)

Analyte	Reporting Units	Spike Level	Sample Result	Percent Recovery MS	Acceptance Criteria
Vinyl chloride	ug/L (ppb)	50	<0.2	95	37-171
Chloroethane	ug/L (ppb)	50	<1	105	10-172
1,1-Dichloroethene	ug/L (ppb)	50	<1	104	35-149
Methylene chloride	ug/L (ppb)	50	<5	92	61-124
trans-1,2-Dichloroethene	ug/L (ppb)	50	<1	101	65-128
1,1-Dichloroethane	ug/L (ppb)	50	<1	100	67-127
cis-1,2-Dichloroethene	ug/L (ppb)	50	<1	103	65-139
1,2-Dichloroethane (EDC)	ug/L (ppb)	50	<1	104	68-132
1,1,1-Trichloroethane	ug/L (ppb)	50	<1	104	63-135
Trichloroethene	ug/L (ppb)	50	26	90 b	68-134
Tetrachloroethene	ug/L (ppb)	50	<1	100	64-132

Laboratory Code: Laboratory Control Sample

Analyte	Reporting Units	Spike Level	Percent Recovery LCS	Percent Recovery LCSD	Acceptance Criteria	RPD (Limit 20)
Vinyl chloride	ug/L (ppb)	50	91	97	53-131	6
Chloroethane	ug/L (ppb)	50	89	94	30-176	5
1,1-Dichloroethene	ug/L (ppb)	50	90	95	68-131	5
Methylene chloride	ug/L (ppb)	50	88	94	17-177	7
trans-1,2-Dichloroethene	ug/L (ppb)	50	97	101	71-128	4
1,1-Dichloroethane	ug/L (ppb)	50	95	98	74-118	3
cis-1,2-Dichloroethene	ug/L (ppb)	50	100	105	74-126	5
1,2-Dichloroethane (EDC)	ug/L (ppb)	50	87	88	77-118	1
1,1,1-Trichloroethane	ug/L (ppb)	50	91	96	77-123	5
Trichloroethene	ug/L (ppb)	50	88	89	74-119	1
Tetrachloroethene	ug/L (ppb)	50	99	103	77-126	4

Date of Report: 01/26/11
Date Received: 01/12/11
Project: TOC_01-600_20110112 WORFDB4, F&BI 101127

QUALITY ASSURANCE RESULTS FOR THE ANALYSIS OF WATER SAMPLES FOR VOLATILES BY EPA METHOD 8260C

Laboratory Code: 101132-01 (Matrix Spike)

Analyte	Reporting Units	Spike Level	Sample Result	Percent Recovery MS	Acceptance Criteria
Vinyl chloride	ug/L (ppb)	50	8.7	105	36-166
Chloroethane	ug/L (ppb)	50	<1	120	46-160
1,1-Dichloroethene	ug/L (ppb)	50	<1	111	60-136
Methylene chloride	ug/L (ppb)	50	<5	94	67-132
trans-1,2-Dichloroethene	ug/L (ppb)	50	<1	101	72-129
1,1-Dichloroethane	ug/L (ppb)	50	<1	99	70-128
cis-1,2-Dichloroethene	ug/L (ppb)	50	4.5	102	71-127
1,2-Dichloroethane (EDC)	ug/L (ppb)	50	<1	99	69-133
1,1,1-Trichloroethane	ug/L (ppb)	50	<1	98	60-146
Trichloroethene	ug/L (ppb)	50	1.4	96	66-135
Tetrachloroethene	ug/L (ppb)	50	<1	103	73-129

Laboratory Code: Laboratory Control Sample

Analyte	Reporting Units	Spike Level	Percent Recovery LCS	Percent Recovery LCSD	Acceptance Criteria	RPD (Limit 20)
Vinyl chloride	ug/L (ppb)	50	100	106	50-154	6
Chloroethane	ug/L (ppb)	50	106	104	58-146	2
1,1-Dichloroethene	ug/L (ppb)	50	103	104	67-136	1
Methylene chloride	ug/L (ppb)	50	92	94	39-148	2
trans-1,2-Dichloroethene	ug/L (ppb)	50	101	101	68-128	0
1,1-Dichloroethane	ug/L (ppb)	50	99	101	79-121	2
cis-1,2-Dichloroethene	ug/L (ppb)	50	100	104	80-123	4
1,2-Dichloroethane (EDC)	ug/L (ppb)	50	96	97	73-132	1
1,1,1-Trichloroethane	ug/L (ppb)	50	100	97	83-130	3
Trichloroethene	ug/L (ppb)	50	96	97	80-120	1
Tetrachloroethene	ug/L (ppb)	50	98	101	76-121	3

Data Qualifiers & Definitions

a - The analyte was detected at a level less than five times the reporting limit. The RPD results may not provide reliable information on the variability of the analysis.

A1 – More than one compound of similar molecule structure was identified with equal probability.

b - The analyte was spiked at a level that was less than five times that present in the sample. Matrix spike recoveries may not be meaningful.

ca - The calibration results for this range fell outside of acceptance criteria. The value reported is an estimate.

c - The presence of the analyte indicated may be due to carryover from previous sample injections.

d - The sample was diluted. Detection limits may be raised due to dilution.

ds - The sample was diluted. Detection limits are raised due to dilution and surrogate recoveries may not be meaningful.

dv - Insufficient sample was available to achieve normal reporting limits and limits are raised accordingly.

fb - Analyte present in the blank and the sample.

fc – The compound is a common laboratory and field contaminant.

hr - The sample and duplicate were reextracted and reanalyzed. RPD results were still outside of control limits. The variability is attributed to sample inhomogeneity.

ht - Analysis performed outside the method or client-specified holding time requirement.

ip - Recovery fell outside of normal control limits. Compounds in the sample matrix interfered with the quantitation of the analyte.

j – The result is below normal reporting limits. The value reported is an estimate.

J - The internal standard associated with the analyte is out of control limits. The reported concentration is an estimate.

jl - The analyte result in the laboratory control sample is out of control limits. The reported concentration should be considered an estimate.

jr - The rpd result in laboratory control sample associated with the analyte is out of control limits. The reported concentration should be considered an estimate.

js - The surrogate associated with the analyte is out of control limits. The reported concentration should be considered an estimate.

lc - The presence of the compound indicated is likely due to laboratory contamination.

L - The reported concentration was generated from a library search.

nm - The analyte was not detected in one or more of the duplicate analyses. Therefore, calculation of the RPD is not applicable.

pc – The sample was received in a container not approved by the method. The value reported should be considered an estimate.

pr – The sample was received with incorrect preservation. The value reported should be considered an estimate.

ve - Estimated concentration calculated for an analyte response above the valid instrument calibration range. A dilution is required to obtain an accurate quantification of the analyte.

vo - The value reported fell outside the control limits established for this analyte.

x - The sample chromatographic pattern does not resemble the fuel standard used for quantitation.



Data File Name : C:\HPCHEM\6\DATA\01-20-11\038F0701.D
Operator : ML
Instrument : GC #6
Sample Name : 101127-01 sg
Run Time Bar Code:
Acquired on : 20 Jan 11 11:22 PM
Report Created on: 21 Jan 11 09:14 AM

Page Number : 1
Vial Number : 38
Injection Number : 1
Sequence Line : 7
Instrument Method: TPHD.MTH
Analysis Method : TPHD.MTH



Data File Name	: C:\HPCHEM\6\DATA\01-20-11\039F0701.D		
Operator	: ML	Page Number	: 1
Instrument	: GC #6	Vial Number	: 39
Sample Name	: 101127-02 sg	Injection Number	: 1
Run Time Bar Code:		Sequence Line	: 7
Acquired on	: 20 Jan 11 11:48 PM	Instrument Method	: TPHD.MTH
Report Created on	: 21 Jan 11 09:15 AM	Analysis Method	: TPHD.MTH



Data File Name : C:\HPCHEM\6\DATA\01-20-11\040F0701.D
Operator : ML
Instrument : GC #6
Sample Name : 101127-03 sg
Run Time Bar Code:
Acquired on : 21 Jan 11 00:13 AM
Report Created on: 21 Jan 11 09:15 AM

Page Number : 1
Vial Number : 40
Injection Number : 1
Sequence Line : 7
Instrument Method: TPHD.MTH
Analysis Method : TPHD.MTH

AQUATIC RESEARCH INCORPORATED

LABORATORY & CONSULTING SERVICES

3927 AURORA AVENUE NORTH, SEATTLE, WA 98103

PHONE: (206) 632-2715 FAX: (206) 632-2417

CASE FILE NUMBER:	**FBI007-66**		**PAGE 1**
REPORT DATE:	**01/25/11**		
DATE SAMPLED:	**01/12/11**	**DATE RECEIVED:**	**01/13/11**

FINAL REPORT, LABORATORY ANALYSIS OF SELECTED PARAMETERS ON WATER SAMPLES FROM FRIEDMAN & BRUYA, INC. / PROJECT NO. 101127

CASE NARRATIVE

Two water samples were received by the laboratory in good condition and analyzed according to the chain of custody. No difficulties were encountered in the preparation or analysis of these samples. Sample data follows while QA/QC data is contained on subsequent pages.

SAMPLE DATA

SAMPLE ID	ALKALINITY (mgCaCO3/l)	SULFATE (mg/L)	SULFIDE (mg/L)	TOTAL-P (mg/L)	TKN (mg/L)
01MW55-20110112	264	20.5	<0.05	0.028	0.442
01MW13-20110112	82.5	11.8	<0.05	0.012	0.305

SAMPLE ID	TOTAL IRON (mg/L)	NITRATE (mg/L)	NITRITE (mg/L)	HARDNESS (mgCaCO3/l)
01MW55-20110112	0.133	<0.010	<0.002	217
01MW13-20110112	<0.020	0.538	<0.002	87.5

AQUATIC RESEARCH INCORPORATED

LABORATORY & CONSULTING SERVICES

3927 AURORA AVENUE NORTH, SEATTLE, WA 98103

PHONE: (206) 632-2715 FAX: (206) 632-2417

CASE FILE NUMBER: FBI007-66 **PAGE 2**

REPORT DATE: 01/25/11

DATE SAMPLED: 01/12/11 **DATE RECEIVED:** 01/13/11

FINAL REPORT, LABORATORY ANALYSIS OF SELECTED PARAMETERS ON WATER SAMPLES FROM FRIEDMAN & BRUYA, INC. / PROJECT NO. 101127

QA/QC DATA

QC PARAMETER	ALKALINITY (mgCaCO3/l)	SULFATE (mg/L)	SULFIDE (mg/L)	TOTAL-P (mg/L)	TKN (mg/L)
METHOD	SM18 2320B	SM184500SO4E	EPA 376.1	EPA 365.1	EPA 351.1
DATE ANALYZED	01/17/11	01/25/11	01/14/11	01/14/11	01/19/11
DETECTION LIMIT	1.00	1.00	0.05	0.002	0.200
DUPLICATE					
SAMPLE ID	01MW13-20110112	BATCH	01MW13-20110112	01MW13-20110112	BATCH
ORIGINAL	82.5	6.84	<0.05	0.012	1.49
DUPLICATE	77.6	6.94	<0.05	0.012	1.50
RPD	6.12%	1.48%	NC	7.38%	0.50%
SPIKE SAMPLE					
SAMPLE ID		BATCH		01MW13-20110112	BATCH
ORIGINAL		6.84		0.012	1.49
SPIKED SAMPLE		17.4		0.061	3.42
SPIKE ADDED		10.0		0.050	2.00
% RECOVERY	NA	105.17%	NA	97.82%	96.58%
QC CHECK					
FOUND	102	9.93		0.093	5.80
TRUE	100	10.0		0.090	5.79
% RECOVERY	101.50%	99.27%	NA	102.98%	100.09%
BLANK	NA	<1.00	<0.05	<0.002	<0.200

RPD = RELATIVE PERCENT DIFFERENCE.
NA = NOT APPLICABLE OR NOT AVAILABLE.
NC = NOT CALCULABLE DUE TO ONE OR MORE VALUES BEING BELOW THE DETECTION LIMIT.
OR = RECOVERY NOT CALCULABLE DUE TO SPIKE SAMPLE OUT OF RANGE OR SPIKE TOO LOW RELATIVE TO SAMPLE CONCENTRATION.

AQUATIC RESEARCH INCORPORATED

LABORATORY & CONSULTING SERVICES

3927 AURORA AVENUE NORTH, SEATTLE, WA 98103

PHONE: (206) 632-2715 FAX: (206) 632-2417

CASE FILE NUMBER: FBI007-66

REPORT DATE: 01/25/11

DATE SAMPLED: 01/12/11 **DATE RECEIVED:** 01/13/11

FINAL REPORT, LABORATORY ANALYSIS OF SELECTED PARAMETERS ON WATER SAMPLES FROM FRIEDMAN & BRUYA, INC. / PROJECT NO. 101127

QA/QC DATA

QC PARAMETER	TOTAL IRON (mg/L)	NITRATE (mg/L)	NITRITE (mg/L)	HARDNESS (mgCaCO3/l)
METHOD	EPA 200.7	SM184500N03F	EPA 353.2	SM 2340C
DATE ANALYZED	01/18/11	01/13/11	01/14/11	01/24/11
DETECTION LIMIT	0.020	0.010	0.002	2.00
DUPLICATE				
SAMPLE ID	01MW13-20110112	BATCH	01MW13-20110112	BATCH
ORIGINAL	<0.020	0.666	<0.002	431
DUPLICATE	<0.020	0.666	<0.002	441
RPD	NC	0.05%	NC	2.24%
SPIKE SAMPLE				
SAMPLE ID	01MW13-20110112	BATCH	01MW13-20110112	BATCH
ORIGINAL	<0.020	0.666	<0.002	
SPIKED SAMPLE	9.69	0.870	0.040	
SPIKE ADDED	10.0	0.200	0.040	
% RECOVERY	96.89%	101.89%	100.00%	OR
QC CHECK				
FOUND	9.37	0.434	0.040	40.3
TRUE	10.0	0.408	0.040	40.0
% RECOVERY	93.65%	106.37%	100.00%	100.65%
BLANK	<0.020	<0.010	<0.002	<2.00

RPD = RELATIVE PERCENT DIFFERENCE.
NA = NOT APPLICABLE OR NOT AVAILABLE.
NC = NOT CALCULABLE DUE TO ONE OR MORE VALUES BEING BELOW THE DETECTION LIMIT.
OR = RECOVERY NOT CALCULABLE DUE TO SPIKE SAMPLE OUT OF RANGE OR SPIKE TOO LOW RELATIVE TO SAMPLE CONCENTRATION.

SUBMITTED BY:

Steven Lazoff
Laboratory Director

2930 Westlake Ave N Suite 100
Seattle, WA 98109
T: (206) 352-3790
F: (206) 352-7178
info@fremontanalytical.com

Friedman and Bruya, Inc.
Attn: Michael Erdahl
3012 16th Ave W.
Seattle, WA 98119

RE: 101127
Fremont Project No: CHM110113-4
Friedman & Bruya Project No: A-814

January 20th, 2011

Michael:

Enclosed are the analytical results for the ***101127*** water samples submitted to Fremont Analytical on January 13th, 2011.

Examination of these samples was conducted for the presence of the following:

- ***Dissolved Gases by RSK-175***

This application was performed under Washington State Department of Ecology accreditation parameters. All appropriate Quality Assurance / Quality Control method parameters have been applied.

Please contact the laboratory if you should have any questions about the results.

Thank you for using Fremont Analytical!

Sincerely,

Michael Dee
Sr. Chemist / Principal

mikedee@fremontanalytical.com

2930 Westlake Ave . N., Suite 100
Seattle, WA 98109

T: 206.352.3790
F: 206-352-7178
email: info@fremontanalytical.com

Analysis of Dissolved Gases by RSK-175

Project: 101127
Client: Friedman and Bruya, Inc.
Client Project #: A-814
Lab Project #: CHM110113-4

RSK-175 (mg/L)	MRL	Method Blank	LCS	01MW55-20110112	Duplicate 01MW55-20110112	RPD %
Date Extracted		1/18/11	1/18/11	1/18/11	1/18/11	
Date Analyzed		1/18/11	1/18/11	1/18/11	1/18/11	
Matrix				Water	Water	
Methane	0.005	nd	95%	**0.135**	**0.166**	20%
Ethane	0.005	nd	111%	nd	nd	
Ethene	0.005	nd	80%	nd	nd	

"nd" Indicates not detected at listed reporting limits
"int" Indicates that interference prevents determination
* Instrument Detection Limit
"J" Indicates estimated value
"MRL" Indicates Method Reporting Limit
"LCS" Indicates Laboratory Control Sample
"RPD" Indicates Relative Percent Difference

Acceptable RPD is determined to be less than 30%
Acceptable Recovery Limits:
LCS, LCSD = 80% to 120%
Spike Concentration = 100 PPMV

2930 Westlake Ave . N., Suite 100
Seattle, WA 98109

T: 206.352.3790
F: 206-352-7178
email: info@fremontanalytical.com

Analysis of Dissolved Gases by RSK-175

Project: 101127
Client: Friedman and Bruya, Inc.
Client Project #: A-814
Lab Project #: CHM110113-4

RSK-175 (mg/L)	MRL	02MW13-20110112
Date Extracted		1/18/11
Date Analyzed		1/18/11
Matrix		Water
Methane	0.005	nd
Ethane	0.005	nd
Ethene	0.005	nd

"nd" Indicates not detected at listed reporting limits
"int" Indicates that interference prevents determination
* Instrument Detection Limit
"J" Indicates estimated value
"MRL" Indicates Method Reporting Limit
"LCS" Indicates Laboratory Control Sample
"RPD" Indicates Relative Percent Difference

Acceptable RPD is determined to be less than 30%
Acceptable Recovery Limits:
LCS, LCSD = 80% to 120%
Spike Concentration = 100 PPMV

SUBCONTRACT SAMPLE CHAIN OF CUSTODY

OTM110113-4

Page # 1 of 1

Send Report To Michael Erdahl

Company Friedman and Bruya, Inc.

Address 3012 16th Ave W

City, State, ZIP Seattle, WA 98119

Phone # (206) 285-8282 Fax # (206) 283-5044

SUBCONTRACTER

PROJECT NAME/NO.	PO #
101127	A-814

REMARKS

Please Email Results
merdahl@friedmanandbruya.com

TURNAROUND TIME
- ☒ Standard (2 Weeks)
- ☐ RUSH
- Rush charges authorized by:

SAMPLE DISPOSAL
- ☐ Dispose after 30 days
- ☐ Return samples
- ☐ Will call with instructions

Sample ID	Lab ID	Date Sampled	Time Sampled	Matrix	# of jars	ANALYSES REQUESTED: Oil and Grease	EPH	VPH	Nitrate	Sulfate	Alkalinity	Dissolved Gases				Notes
01MW55-20110112		1/12/11	0937	W	2							✓				
01MW13-20110112		1	1128	↓	2							✓				

Friedman & Bruya, Inc.
3012 16th Avenue West
Seattle, WA 98119-2029
Ph. (206) 285-8282
Fax (206) 283-5044

	SIGNATURE	PRINT NAME	COMPANY	DATE	TIME
Relinquished by:		Michael Erdahl	Friedman & Bruya	1/13/11	09:45
Received by:	Troy Zehr	Troy Zehr	F.B.	1/13/11	10 37
Relinquished by:					
Received by:					

101127

SAMPLE CHAIN OF CUSTODY

ME 01/12/2011 CI4/A04/V3

Page # 1 of 1

Send Report To Tim Brown, cc: Jessica Brown + Audrey Hackett

Company Sound Environmental Strategies

Address 2811 Fairview Ave E, Ste. 2000

City, State, ZIP Seattle, WA 98102

Phone # 206.306.1900 Fax # 206.306.1907

SAMPLERS (signature)

PROJECT NAME/NO.: Seattle Terminal

PO #: 01-600

REMARKS: R

EIM Y / N

TURNAROUND TIME
- ⊗ Standard (2 Weeks)
- RUSH
- Rush charges authorized by:

SAMPLE DISPOSAL
- ⊗ Dispose after 30 days
- Return samples
- Will call with instructions

Sample ID	Sample Location	Sample Depth	Lab ID	Date Sampled	Time Sampled	Matrix	# of jars	GRPH by NWTPH-Gx	BTEX by EPA 8021B	DRPH/ORPH by NWTPH-Dx	PCP by EPA 8270D Low-level detection limits	cVOCs by EPA 8260B	Nitrate and Sulfate by EPA 300.0	Methane, Ethane and Ethene by RSK 175	Nitrate, Phosphorus, Sulfide, Hardness	Total P, Ammonia, TKN	Notes
01MW55-20110112	01MW55	25.0	01 A-L	01-12-2011	0937	WATER	12	X	X	X		X	X	X	X	X	
02MW13-20110112	02MW13	11.0	02 A-L	"	1128	"	12	X	X	X		X	X	X	X	X	
02MW14-20110112	02MW14	12.0	03 A-F	"	1335	"	6	X	X	X		X					

EBF 01-12-11

SIGNATURE	PRINT NAME	COMPANY	DATE	TIME
Relinquished by:	Elizabeth Forbes	SES	01-12-11	1558
Received by:	Mochael E. Lahl	FGBn	1	1
Relinquished by:				
Received by:		Samples received at 3 °C		

Friedman & Bruya, Inc.
3012 16th Avenue West
Seattle, WA 98119-2029
Ph. (206) 285-8282
Fax (206) 283-5044

AQUATIC RESEARCH INCORPORATED

LABORATORY & CONSULTING SERVICES

3927 AURORA AVENUE NORTH, SEATTLE, WA 98103

PHONE: (206) 632-2715 FAX: (206) 632-2417

CASE FILE NUMBER:	**FBI007-66**		**PAGE 1**
REPORT DATE:	**01/25/11**		
DATE SAMPLED:	**01/12/11**	**DATE RECEIVED:**	**01/13/11**

FINAL REPORT, LABORATORY ANALYSIS OF SELECTED PARAMETERS ON WATER SAMPLES FROM FRIEDMAN & BRUYA, INC. / PROJECT NO. 101127

CASE NARRATIVE

Two water samples were received by the laboratory in good condition and analyzed according to the chain of custody. No difficulties were encountered in the preparation or analysis of these samples. Sample data follows while QA/QC data is contained on subsequent pages.

SAMPLE DATA

SAMPLE ID	ALKALINITY (mgCaCO3/l)	SULFATE (mg/L)	SULFIDE (mg/L)	TOTAL-P (mg/L)	TKN (mg/L)
01MW55-20110112	264	20.5	<0.05	0.028	0.442
02MW13-20110112	82.5	11.8	<0.05	0.012	0.305

SAMPLE ID	TOTAL IRON (mg/L)	NITRATE (mg/L)	NITRITE (mg/L)	HARDNESS (mgCaCO3/l)
01MW55-20110112	0.133	<0.010	<0.002	217
02MW13-20110112	<0.020	0.538	<0.002	87.5

AQUATIC RESEARCH INCORPORATED

LABORATORY & CONSULTING SERVICES

3927 AURORA AVENUE NORTH, SEATTLE, WA 98103

PHONE: (206) 632-2715 FAX: (206) 632-2417

CASE FILE NUMBER:	**FBI007-66**		**PAGE 2**
REPORT DATE:	**01/25/11**		
DATE SAMPLED:	**01/12/11**	**DATE RECEIVED:**	**01/13/11**

FINAL REPORT, LABORATORY ANALYSIS OF SELECTED PARAMETERS ON WATER SAMPLES FROM FRIEDMAN & BRUYA, INC. / PROJECT NO. 101127

QA/QC DATA

QC PARAMETER	ALKALINITY (mgCaCO3/l)	SULFATE (mg/L)	SULFIDE (mg/L)	TOTAL-P (mg/L)	TKN (mg/L)
METHOD	SM18 2320B	SM184500SO4E	EPA 376.1	EPA 365.1	EPA 351.1
DATE ANALYZED	01/17/11	01/25/11	01/14/11	01/14/11	01/19/11
DETECTION LIMIT	1.00	1.00	0.05	0.002	0.200
DUPLICATE					
SAMPLE ID	01MW13-20110112	BATCH	01MW13-20110112	01MW13-20110112	BATCH
ORIGINAL	82.5	6.84	<0.05	0.012	1.49
DUPLICATE	77.6	6.94	<0.05	0.012	1.50
RPD	6.12%	1.48%	NC	7.38%	0.50%
SPIKE SAMPLE					
SAMPLE ID		BATCH		01MW13-20110112	BATCH
ORIGINAL		6.84		0.012	1.49
SPIKED SAMPLE		17.4		0.061	3.42
SPIKE ADDED		10.0		0.050	2.00
% RECOVERY	NA	105.17%	NA	97.82%	96.58%
QC CHECK					
FOUND	102	9.93		0.093	5.80
TRUE	100	10.0		0.090	5.79
% RECOVERY	101.50%	99.27%	NA	102.98%	100.09%
BLANK	NA	<1.00	<0.05	<0.002	<0.200

RPD = RELATIVE PERCENT DIFFERENCE.
NA = NOT APPLICABLE OR NOT AVAILABLE.
NC = NOT CALCULABLE DUE TO ONE OR MORE VALUES BEING BELOW THE DETECTION LIMIT.
OR = RECOVERY NOT CALCULABLE DUE TO SPIKE SAMPLE OUT OF RANGE OR SPIKE TOO LOW RELATIVE TO SAMPLE CONCENTRATION.

AQUATIC RESEARCH INCORPORATED

LABORATORY & CONSULTING SERVICES

3927 AURORA AVENUE NORTH, SEATTLE, WA 98103

PHONE: (206) 632-2715 FAX: (206) 632-2417

CASE FILE NUMBER: FBI007-66

REPORT DATE: 01/25/11

DATE SAMPLED: 01/12/11 **DATE RECEIVED:** 01/13/11

FINAL REPORT, LABORATORY ANALYSIS OF SELECTED PARAMETERS ON WATER SAMPLES FROM FRIEDMAN & BRUYA, INC. / PROJECT NO. 101127

QA/QC DATA

QC PARAMETER	TOTAL IRON (mg/L)	NITRATE (mg/L)	NITRITE (mg/L)	HARDNESS (mgCaCO3/l)
METHOD	EPA 200.7	SM184500N03F	EPA 353.2	SM 2340C
DATE ANALYZED	01/18/11	01/13/11	01/14/11	01/24/11
DETECTION LIMIT	0.020	0.010	0.002	2.00
DUPLICATE				
SAMPLE ID	01MW13-20110112	BATCH	01MW13-20110112	BATCH
ORIGINAL	<0.020	0.666	<0.002	431
DUPLICATE	<0.020	0.666	<0.002	441
RPD	NC	0.05%	NC	2.24%
SPIKE SAMPLE				
SAMPLE ID	01MW13-20110112	BATCH	01MW13-20110112	BATCH
ORIGINAL	<0.020	0.666	<0.002	
SPIKED SAMPLE	9.69	0.870	0.040	
SPIKE ADDED	10.0	0.200	0.040	
% RECOVERY	96.89%	101.89%	100.00%	OR
QC CHECK				
FOUND	9.37	0.434	0.040	40.3
TRUE	10.0	0.408	0.040	40.0
% RECOVERY	93.65%	106.37%	100.00%	100.65%
BLANK	<0.020	<0.010	<0.002	<2.00

RPD = RELATIVE PERCENT DIFFERENCE.
NA = NOT APPLICABLE OR NOT AVAILABLE.
NC = NOT CALCULABLE DUE TO ONE OR MORE VALUES BEING BELOW THE DETECTION LIMIT.
OR = RECOVERY NOT CALCULABLE DUE TO SPIKE SAMPLE OUT OF RANGE OR SPIKE TOO LOW RELATIVE TO SAMPLE CONCENTRATION.

SUBMITTED BY:

Steven Lazoff
Laboratory Director

FRIEDMAN & BRUYA, INC.

ENVIRONMENTAL CHEMISTS

James E. Bruya, Ph.D.
Charlene Morrow, M.S.
Yelena Aravkina, M.S.
Bradley T. Benson, B.S.
Kurt Johnson, B.S.

3012 16th Avenue West
Seattle, WA 98119-2029
TEL: (206) 285-8282
FAX: (206) 283-5044
e-mail: fbi@isomedia.com

January 24, 2011

Tim Brown, Project Manager
SoundEarth Strategies
2811 Fairview Ave. East, Suite 2000
Seattle, WA 98102

Dear Mr. Brown:

Included are the results from the testing of material submitted on January 12, 2011 from the TOC_01-600_20110112 WORFDB4, F&BI 101128 project. There are 6 pages included in this report. Any samples that may remain are currently scheduled for disposal in 30 days. If you would like us to return your samples or arrange for long term storage at our offices, please contact us as soon as possible.

We appreciate this opportunity to be of service to you and hope you will call if you should have any questions.

Sincerely,

FRIEDMAN & BRUYA, INC.



Michael Erdahl
Project Manager

Enclosures
c: Mark Chandler, Jessica Brown, Audrey Hackett
SOU0124R.DOC

CASE NARRATIVE

This case narrative encompasses samples received on January 12, 2011 by Friedman & Bruya, Inc. from the SoundEarth Strategies TOC_01-600_20110112 WORFDB4, F&BI 101128 project. Samples were logged in under the laboratory ID's listed below.

Laboratory ID	SoundEarth Strategies
101128-01	01MW36-20110112
101128-02	02MW05-20110112
101128-03	02MW08-20110112
101128-04	02MW06-20110112

All quality control requirements were acceptable.

Date of Report: 01/24/11
Date Received: 01/12/11
Project: TOC_01-600_20110112 WORFDB4, F&BI 101128
Date Extracted: 01/17/11
Date Analyzed: 01/17/11

RESULTS FROM THE ANALYSIS OF WATER SAMPLES FOR BENZENE, TOLUENE, ETHYLBENZENE, XYLENES AND TPH AS GASOLINE USING EPA METHOD 8021B AND NWTPH-Gx

Results Reported as ug/L (ppb)

Sample ID Laboratory ID	Benzene	Toluene	Ethyl Benzene	Total Xylenes	Gasoline Range	Surrogate (% Recovery) (Limit 52-124)
01MW36-20110112 101128-01	<1	<1	<1	<3	<100	85
02MW05-20110112 101128-02	<1	<1	<1	<3	120	84
02MW08-20110112 101128-03	<1	<1	<1	<3	<100	83
02MW06-20110112 101128-04	<1	<1	<1	<3	<100	82
Method Blank 01-0102 MB	<1	<1	<1	<3	<100	75

Date of Report: 01/24/11
Date Received: 01/12/11
Project: TOC_01-600_20110112 WORFDB4, F&BI 101128
Date Extracted: 01/14/11
Date Analyzed: 01/21/11

RESULTS FROM THE ANALYSIS OF WATER SAMPLES FOR TOTAL PETROLEUM HYDROCARBONS AS DIESEL AND MOTOR OIL USING METHOD NWTPH-Dx
Sample Extracts Passed Through a Silica Gel Column Prior to Analysis
Results Reported as ug/L (ppb)

Sample ID Laboratory ID	Diesel Range (C_{10}-C_{25})	Motor Oil Range (C_{25}-C_{36})	Surrogate (% Recovery) (Limit 51-134)
01MW36-20110112 101128-01	<50	<250	87
02MW05-20110112 101128-02	55 x	<250	101
02MW08-20110112 101128-03	<50	<250	87
02MW06-20110112 101128-04	<50	<250	88
Method Blank 01-0105 MB	<50	<250	97

Date of Report: 01/24/11
Date Received: 01/12/11
Project: TOC_01-600_20110112 WORFDB4, F&BI 101128

QUALITY ASSURANCE RESULTS FOR THE ANALYSIS OF WATER SAMPLES FOR BENZENE, TOLUENE, ETHYLBENZENE, XYLENES, AND TPH AS GASOLINE USING EPA METHOD 8021B AND NWTPH-Gx

Laboratory Code: 101130-02 (Duplicate)

Analyte	Reporting Units	Sample Result	Duplicate Result	Relative Percent Difference (Limit 20)
Benzene	ug/L (ppb)	<1	<1	nm
Toluene	ug/L (ppb)	<1	<1	nm
Ethylbenzene	ug/L (ppb)	<1	<1	nm
Xylenes	ug/L (ppb)	<3	<3	nm
Gasoline	ug/L (ppb)	<100	<100	nm

Laboratory Code: Laboratory Control Sample

Analyte	Reporting Units	Spike Level	Percent Recovery LCS	Acceptance Criteria
Benzene	ug/L (ppb)	50	98	65-118
Toluene	ug/L (ppb)	50	97	72-122
Ethylbenzene	ug/L (ppb)	50	97	73-126
Xylenes	ug/L (ppb)	150	98	74-118
Gasoline	ug/L (ppb)	1,000	89	69-134

Date of Report: 01/24/11
Date Received: 01/12/11
Project: TOC_01-600_20110112 WORFDB4, F&BI 101128

QUALITY ASSURANCE RESULTS FOR THE ANALYSIS OF WATER SAMPLES FOR TOTAL PETROLEUM HYDROCARBONS AS DIESEL EXTENDED USING METHOD NWTPH-Dx

Laboratory Code: Laboratory Control Sample Silica Gel

Analyte	Reporting Units	Spike Level	Percent Recovery LCS	Percent Recovery LCSD	Acceptance Criteria	RPD (Limit 20)
Diesel Extended	ug/L (ppb)	2,500	105	91	58-134	14

Data Qualifiers & Definitions

a - The analyte was detected at a level less than five times the reporting limit. The RPD results may not provide reliable information on the variability of the analysis.

A1 – More than one compound of similar molecule structure was identified with equal probability.

b - The analyte was spiked at a level that was less than five times that present in the sample. Matrix spike recoveries may not be meaningful.

ca - The calibration results for this range fell outside of acceptance criteria. The value reported is an estimate.

c - The presence of the analyte indicated may be due to carryover from previous sample injections.

d - The sample was diluted. Detection limits may be raised due to dilution.

ds - The sample was diluted. Detection limits are raised due to dilution and surrogate recoveries may not be meaningful.

dv - Insufficient sample was available to achieve normal reporting limits and limits are raised accordingly.

fb - Analyte present in the blank and the sample.

fc – The compound is a common laboratory and field contaminant.

hr - The sample and duplicate were reextracted and reanalyzed. RPD results were still outside of control limits. The variability is attributed to sample inhomogeneity.

ht - Analysis performed outside the method or client-specified holding time requirement.

ip - Recovery fell outside of normal control limits. Compounds in the sample matrix interfered with the quantitation of the analyte.

j – The result is below normal reporting limits. The value reported is an estimate.

J - The internal standard associated with the analyte is out of control limits. The reported concentration is an estimate.

jl - The analyte result in the laboratory control sample is out of control limits. The reported concentration should be considered an estimate.

jr - The rpd result in laboratory control sample associated with the analyte is out of control limits. The reported concentration should be considered an estimate.

js - The surrogate associated with the analyte is out of control limits. The reported concentration should be considered an estimate.

lc - The presence of the compound indicated is likely due to laboratory contamination.

L - The reported concentration was generated from a library search.

nm - The analyte was not detected in one or more of the duplicate analyses. Therefore, calculation of the RPD is not applicable.

pc – The sample was received in a container not approved by the method. The value reported should be considered an estimate.

pr – The sample was received with incorrect preservation. The value reported should be considered an estimate.

ve - Estimated concentration calculated for an analyte response above the valid instrument calibration range. A dilution is required to obtain an accurate quantification of the analyte.

vo - The value reported fell outside the control limits established for this analyte.

x - The sample chromatographic pattern does not resemble the fuel standard used for quantitation.



Data File Name : C:\HPCHEM\6\DATA\01-20-11\041F0701.D
Operator : ML
Instrument : GC #6
Sample Name : 101128-01 sg
Run Time Bar Code:
Acquired on : 21 Jan 11 00:38 AM
Report Created on: 21 Jan 11 09:15 AM

Page Number : 1
Vial Number : 41
Injection Number : 1
Sequence Line : 7
Instrument Method: TPHD.MTH
Analysis Method : TPHD.MTH

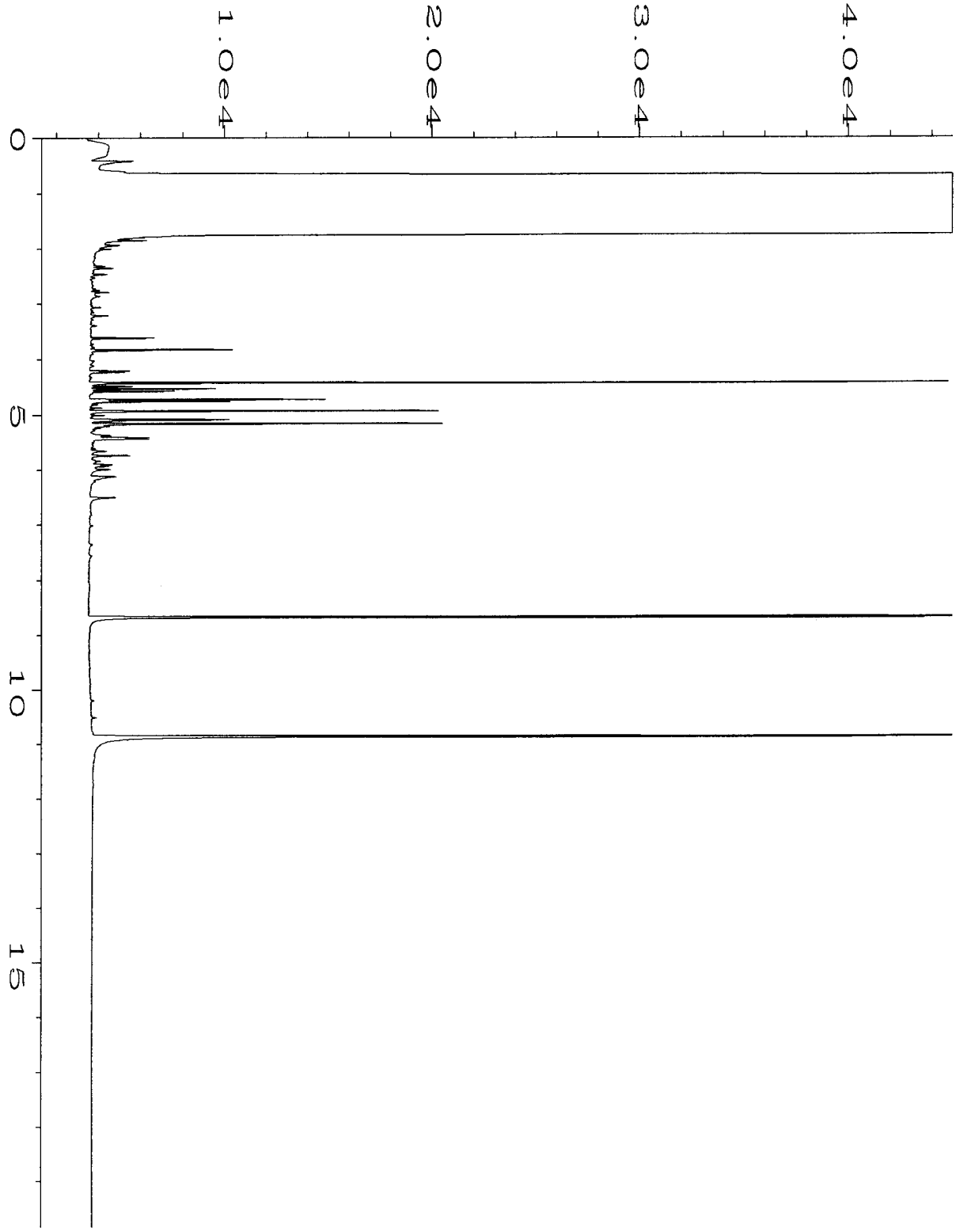

Data File Name : C:\HPCHEM\6\DATA\01-20-11\042F0701.D
Operator : ML
Instrument : GC #6
Sample Name : 101128-02 sg
Run Time Bar Code:
Acquired on : 21 Jan 11 01:04 AM
Report Created on: 21 Jan 11 09:15 AM

Page Number : 1
Vial Number : 42
Injection Number : 1
Sequence Line : 7
Instrument Method: TPHD.MTH
Analysis Method : TPHD.MTH



Data File Name : C:\HPCHEM\6\DATA\01-20-11\043F0701.D
Operator : ML
Instrument : GC #6
Sample Name : 101128-03 sg
Run Time Bar Code:
Acquired on : 21 Jan 11 01:29 AM
Report Created on: 21 Jan 11 09:15 AM

Page Number : 1
Vial Number : 43
Injection Number : 1
Sequence Line : 7
Instrument Method: TPHD.MTH
Analysis Method : TPHD.MTH

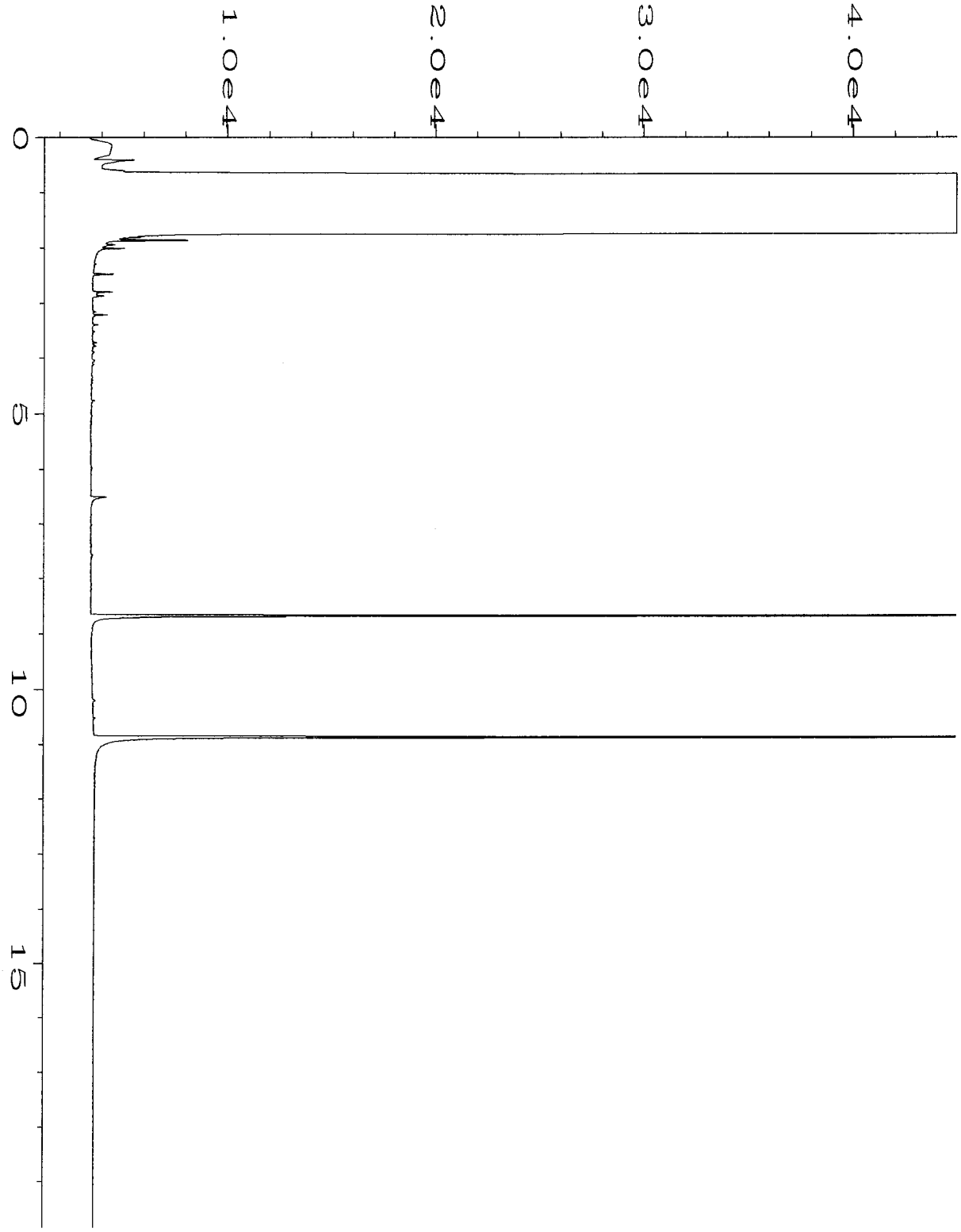

Data File Name	: C:\HPCHEM\6\DATA\01-20-11\044F0701.D		
Operator	: ML	Page Number	: 1
Instrument	: GC #6	Vial Number	: 44
Sample Name	: 101128-04 sg	Injection Number	: 1
Run Time Bar Code:		Sequence Line	: 7
Acquired on	: 21 Jan 11 01:55 AM	Instrument Method	: TPHD.MTH
Report Created on	: 21 Jan 11 09:15 AM	Analysis Method	: TPHD.MTH

10128

SAMPLE CHAIN OF CUSTODY

ME. 01-12-2011, VI/A04

Send Report To Tim Brown, cc: Jessica Brown + Audrey Hackett

Company Sound Environmental Strategies

Address 2811 Fairview Ave E, Ste. 2000

City, State, ZIP Seattle, WA 98102

Phone # 206.306.1900 Fax # 206.306.1907

SAMPLERS (signature)

PROJECT NAME/NO. Seattle Terminal

PO # 01-600

REMARKS R

EIM Y / N

Page # 1 of 1

TURNAROUND TIME
(X) Standard (2 Weeks)
RUSH
Rush charges authorized by:

SAMPLE DISPOSAL
(⊗) Dispose after 30 days
Return samples
Will call with instructions

Sample ID	Sample Location	Sample Depth	Lab ID	Date Sampled	Time Sampled	Matrix	# of jars	GRPH by NWTPH-Gx	BTEX by EPA 8021B	DRPH/ORPH by NWTPH-Dx	PCP by EPA 8270D Low-level detection limits	cVOCs by EPA 8260B	Nitrate and Sulfate by EPA 300.0	Methane, Ethane and Ethene by RSK 175			Notes
01MW36-20110112	01MW36	19.5'	01A-D	01.12.11	0940	H_2O	4	X	X	X							
02MW05-20110112	02MW05	26'	02	"	1120	"	4	X	X	X							
02MW08-20110112	02MW08	17'	03	"	1305	"	4	X	X	X							
02MW06-20110112	02MW06	11.5'	04	"	1420	"	4	X	X	X							
				APH 01.12.11													

Samples received at ___ °C

Friedman & Bruya, Inc.
3012 16th Avenue West
Seattle, WA 98119-2029
Ph. (206) 285-8282
Fax (206) 283-5044

SIGNATURE	PRINT NAME	COMPANY	DATE	TIME
Relinquished by:	Elizabeth Forker	SES	01-12-11	1558
Received by:	Michael Erdahl	FGB	1	1
Relinquished by:				
Received by:		Samples received at 2 °C		

FRIEDMAN & BRUYA, INC.

ENVIRONMENTAL CHEMISTS

James E. Bruya, Ph.D.
Charlene Morrow, M.S.
Yelena Aravkina, M.S.
Bradley T. Benson, B.S.
Kurt Johnson, B.S.

3012 16th Avenue West
Seattle, WA 98119-2029
TEL: (206) 285-8282
FAX: (206) 283-5044
e-mail: fbi@isomedia.com

January 28, 2011

Tim Brown, Project Manager
SoundEarth Strategies
2811 Fairview Ave. East, Suite 2000
Seattle, WA 98102

Dear Mr. Brown:

Included are the results from the testing of material submitted on January 12, 2011 from the TOC_01-600_20110112 WORFDB4, F&BI 101129 project. There are 6 pages included in this report. Any samples that may remain are currently scheduled for disposal in 30 days. If you would like us to return your samples or arrange for long term storage at our offices, please contact us as soon as possible.

We appreciate this opportunity to be of service to you and hope you will call if you should have any questions.

Sincerely,

FRIEDMAN & BRUYA, INC.



Michael Erdahl
Project Manager

Enclosures
c: Mark Chandler, Jessica Brown, Audrey Hackett
SOU0128R.DOC

CASE NARRATIVE

This case narrative encompasses samples received on January 12, 2011 by Friedman & Bruya, Inc. from the SoundEarth Strategies 01-600 project. Samples were logged in under the laboratory ID's listed below.

Laboratory ID	SoundEarth Strategies
101129-01	02MW12-20110112
101129-02	FD02-20110112
101129-03	02MW02-20110112
101129-04	02MW11-20110112

All quality control requirements were acceptable.

Date of Report: 01/28/11
Date Received: 01/12/11
Project: TOC_01-600_20110112 WORFDB4, F&BI 101129
Date Extracted: 01/19/11, 01/21/11, and 01/25/11
Date Analyzed: 01/19/11, 01/21/11, and 01/25/11

RESULTS FROM THE ANALYSIS OF WATER SAMPLES FOR BENZENE, TOLUENE, ETHYLBENZENE, XYLENES AND TPH AS GASOLINE USING EPA METHOD 8021B AND NWTPH-Gx

Results Reported as ug/L (ppb)

Sample ID Laboratory ID	Benzene	Toluene	Ethyl Benzene	Total Xylenes	Gasoline Range	Surrogate (% Recovery) (Limit 50-150)
02MW12-20110112 101129-01 1/20	430	62	870	750	9,000	89
FD02-20110112 101129-02 1/20	420	58	870	740	8,700	88
02MW02-20110112 101129-03	<1	<1	<1	<3	<100	88
02MW11-20110112 101129-04	<1	<1	3.8	5.6	950	123
Method Blank 01-0110 MB	<1	<1	<1	<3	<100	117

Date of Report: 01/28/11
Date Received: 01/12/11
Project: TOC_01-600_20110112 WORFDB4, F&BI 101129
Date Extracted: 01/14/11
Date Analyzed: 01/21/11

RESULTS FROM THE ANALYSIS OF WATER SAMPLES FOR TOTAL PETROLEUM HYDROCARBONS AS DIESEL AND MOTOR OIL USING METHOD NWTPH-Dx
Sample Extracts Passed Through a Silica Gel Column Prior to Analysis
Results Reported as ug/L (ppb)

Sample ID Laboratory ID	Diesel Range (C_{10}-C_{25})	Motor Oil Range (C_{25}-C_{36})	Surrogate (% Recovery) (Limit 51-134)
02MW12-20110112 101129-01	400 x	<250	105
FD02-20110112 101129-02	350 x	<250	91
02MW02-20110112 101129-03	<50	<250	88
02MW11-20110112 101129-04	190 x	<250	89
Method Blank 01-0105 MB	<50	<250	97

Date of Report: 01/28/11
Date Received: 01/12/11
Project: TOC_01-600_20110112 WORFDB4, F&BI 101129

QUALITY ASSURANCE RESULTS FOR THE ANALYSIS OF WATER SAMPLES FOR BENZENE, TOLUENE, ETHYLBENZENE, XYLENES, AND TPH AS GASOLINE USING EPA METHOD 8021B AND NWTPH-Gx

Laboratory Code: 101186-01 (Duplicate)

Analyte	Reporting Units	Sample Result	Duplicate Result	Relative Percent Difference (Limit 20)
Benzene	ug/L (ppb)	<1	<1	nm
Toluene	ug/L (ppb)	<1	<1	nm
Ethylbenzene	ug/L (ppb)	<1	<1	nm
Xylenes	ug/L (ppb)	<3	<3	nm
Gasoline	ug/L (ppb)	<100	<100	nm

Laboratory Code: Laboratory Control Sample

Analyte	Reporting Units	Spike Level	Percent Recovery LCS	Acceptance Criteria
Benzene	ug/L (ppb)	50	95	72-119
Toluene	ug/L (ppb)	50	104	71-113
Ethylbenzene	ug/L (ppb)	50	99	72-114
Xylenes	ug/L (ppb)	150	97	72-113
Gasoline	ug/L (ppb)	1,000	96	70-119

Date of Report: 01/28/11
Date Received: 01/12/11
Project: TOC_01-600_20110112 WORFDB4, F&BI 101129

QUALITY ASSURANCE RESULTS FOR THE ANALYSIS OF WATER SAMPLES FOR TOTAL PETROLEUM HYDROCARBONS AS DIESEL EXTENDED USING METHOD NWTPH-Dx

Laboratory Code: Laboratory Control Sample Silica Gel

Analyte	Reporting Units	Spike Level	Percent Recovery LCS	Percent Recovery LCSD	Acceptance Criteria	RPD (Limit 20)
Diesel Extended	ug/L (ppb)	2,500	105	91	58-134	14

Data Qualifiers & Definitions

a - The analyte was detected at a level less than five times the reporting limit. The RPD results may not provide reliable information on the variability of the analysis.

A1 – More than one compound of similar molecule structure was identified with equal probability.

b - The analyte was spiked at a level that was less than five times that present in the sample. Matrix spike recoveries may not be meaningful.

ca - The calibration results for this range fell outside of acceptance criteria. The value reported is an estimate.

c - The presence of the analyte indicated may be due to carryover from previous sample injections.

d - The sample was diluted. Detection limits may be raised due to dilution.

ds - The sample was diluted. Detection limits are raised due to dilution and surrogate recoveries may not be meaningful.

dv - Insufficient sample was available to achieve normal reporting limits and limits are raised accordingly.

fb - Analyte present in the blank and the sample.

fc – The compound is a common laboratory and field contaminant.

hr - The sample and duplicate were reextracted and reanalyzed. RPD results were still outside of control limits. The variability is attributed to sample inhomogeneity.

ht - Analysis performed outside the method or client-specified holding time requirement.

ip - Recovery fell outside of normal control limits. Compounds in the sample matrix interfered with the quantitation of the analyte.

j – The result is below normal reporting limits. The value reported is an estimate.

J - The internal standard associated with the analyte is out of control limits. The reported concentration is an estimate.

jl - The analyte result in the laboratory control sample is out of control limits. The reported concentration should be considered an estimate.

jr - The rpd result in laboratory control sample associated with the analyte is out of control limits. The reported concentration should be considered an estimate.

js - The surrogate associated with the analyte is out of control limits. The reported concentration should be considered an estimate.

lc - The presence of the compound indicated is likely due to laboratory contamination.

L - The reported concentration was generated from a library search.

nm - The analyte was not detected in one or more of the duplicate analyses. Therefore, calculation of the RPD is not applicable.

pc – The sample was received in a container not approved by the method. The value reported should be considered an estimate.

pr – The sample was received with incorrect preservation. The value reported should be considered an estimate.

ve - Estimated concentration calculated for an analyte response above the valid instrument calibration range. A dilution is required to obtain an accurate quantification of the analyte.

vo - The value reported fell outside the control limits established for this analyte.

x - The sample chromatographic pattern does not resemble the fuel standard used for quantitation.

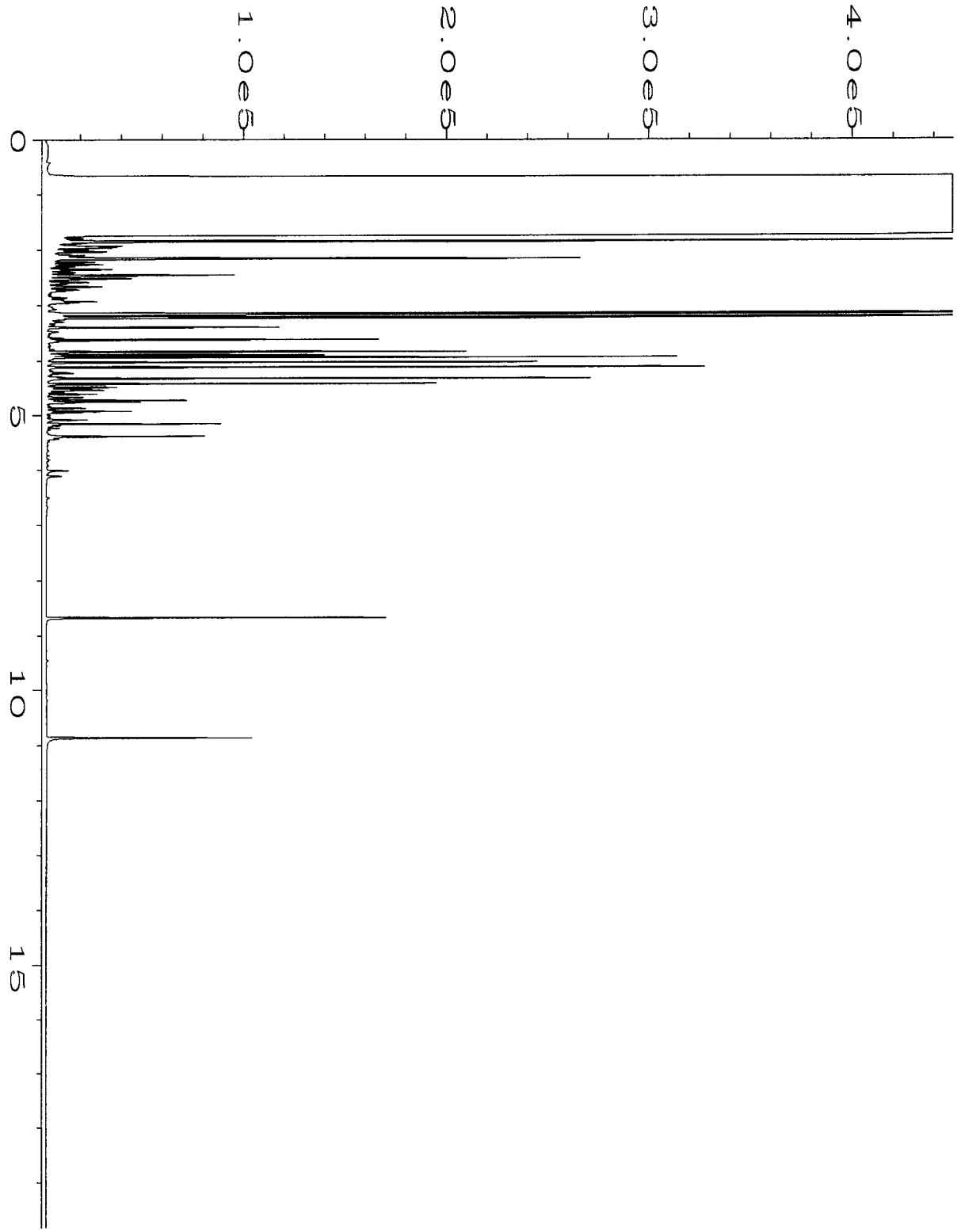

Data File Name	: C:\HPCHEM\6\DATA\01-20-11\045F0901.D		
Operator	: ML	Page Number	: 1
Instrument	: GC #6	Vial Number	: 45
Sample Name	: 101129-01 sg	Injection Number	: 1
Run Time Bar Code:		Sequence Line	: 9
Acquired on	: 21 Jan 11 03:11 AM	Instrument Method	: TPHD.MTH
Report Created on	: 21 Jan 11 09:15 AM	Analysis Method	: TPHD.MTH

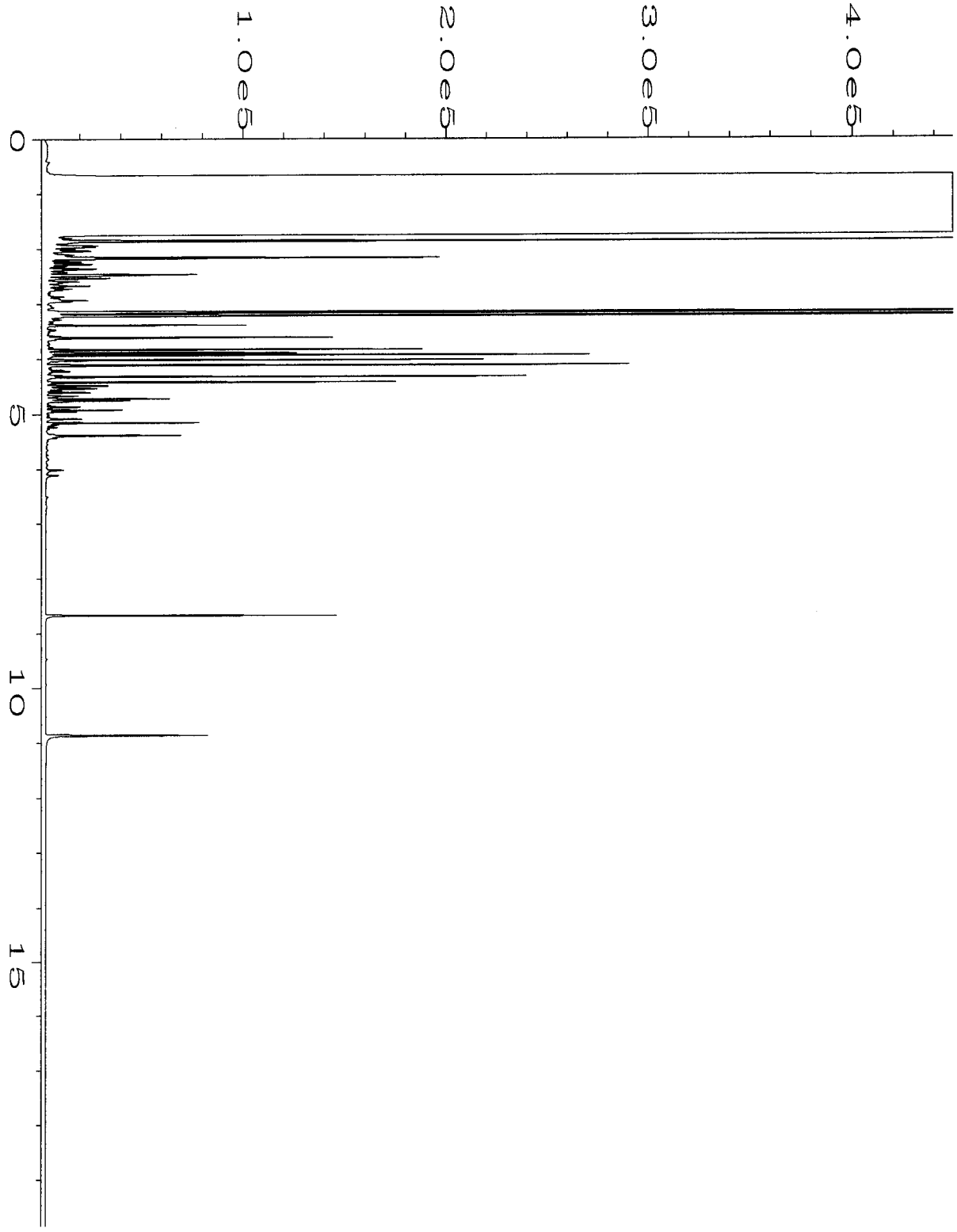

Data File Name	: C:\HPCHEM\6\DATA\01-20-11\046F0901.D		
Operator	: ML	Page Number	: 1
Instrument	: GC #6	Vial Number	: 46
Sample Name	: 101129-02 sg	Injection Number	: 1
Run Time Bar Code:		Sequence Line	: 9
Acquired on	: 21 Jan 11 03:36 AM	Instrument Method	: TPHD.MTH
Report Created on	: 21 Jan 11 09:15 AM	Analysis Method	: TPHD.MTH



Data File Name	: C:\HPCHEM\6\DATA\01-20-11\047F0901.D		
Operator	: ML	Page Number	: 1
Instrument	: GC #6	Vial Number	: 47
Sample Name	: 101129-03 sg	Injection Number	: 1
Run Time Bar Code:		Sequence Line	: 9
Acquired on	: 21 Jan 11 04:02 AM	Instrument Method	: TPHD.MTH
Report Created on	: 21 Jan 11 09:16 AM	Analysis Method	: TPHD.MTH

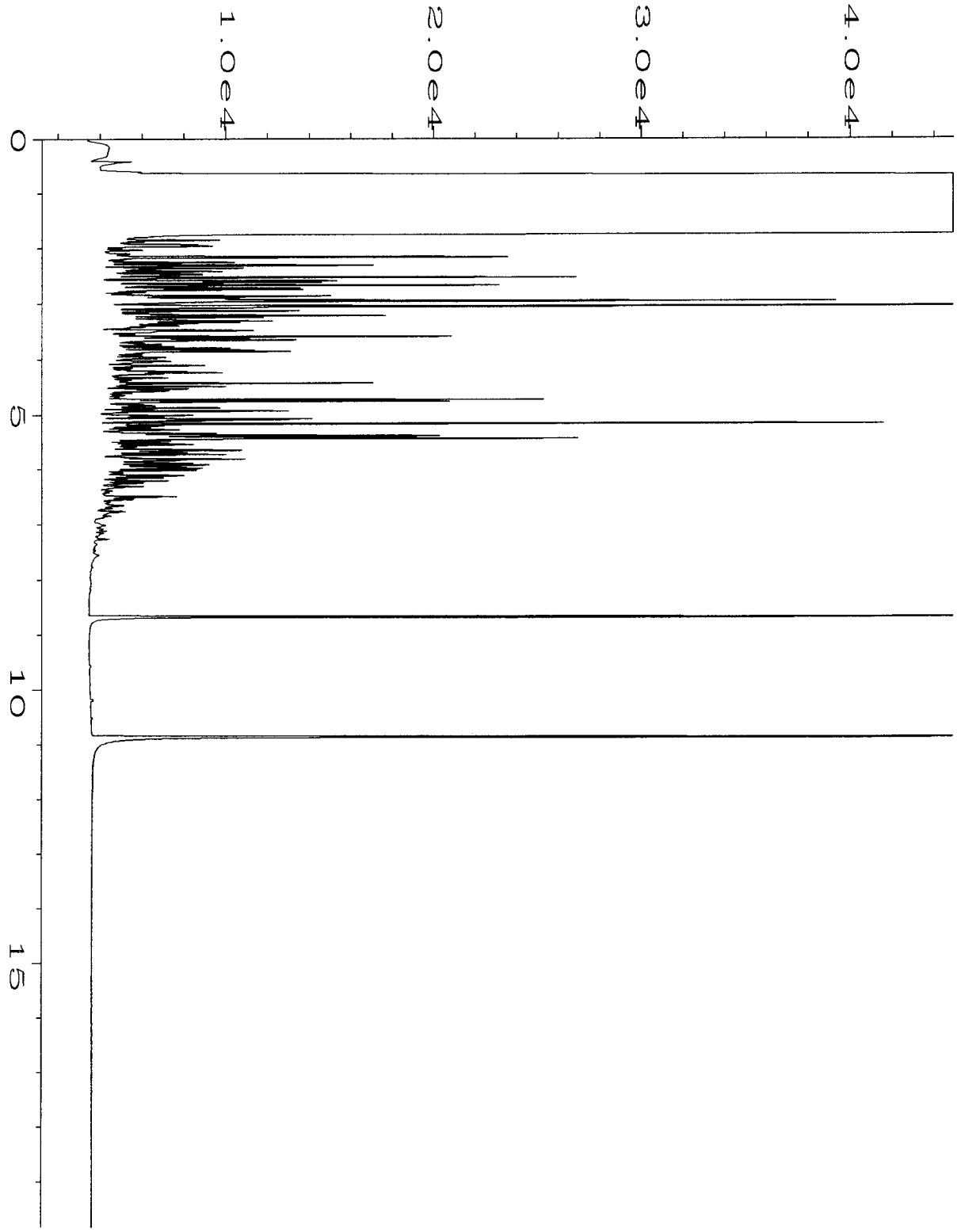

Data File Name : C:\HPCHEM\6\DATA\01-20-11\048F0901.D
Operator : ML
Instrument : GC #6
Sample Name : 101129-04 sg
Run Time Bar Code:
Acquired on : 21 Jan 11 04:27 AM
Report Created on: 21 Jan 11 09:16 AM

Page Number : 1
Vial Number : 48
Injection Number : 1
Sequence Line : 9
Instrument Method: TPHD.MTH
Analysis Method : TPHD.MTH

101129

SAMPLE CHAIN OF CUSTODY

ME 01-12-2011

Page # 1 of 1 V3/A04

Send Report To Tim Brown, cc: Jessica Brown + Audrey Hackett

Company Sound Environmental Strategies

Address 2811 Fairview Ave E, Ste. 2000

City, State, ZIP Seattle, WA 98102

Phone # 206.306.1900 Fax # 206.306.1907

SAMPLERS (signature)

PROJECT NAME/NO.	PO #
Seattle Terminal	01-600
REMARKS R	EIM Y / N

TURNAROUND TIME

- ⊗ Standard (2 Weeks)
- ☐ RUSH
- Rush charges authorized by:

SAMPLE DISPOSAL

- ⊗ Dispose after 30 days
- ☐ Return samples
- ☐ Will call with instructions

Sample ID	Sample Location	Sample Depth	Lab ID	Date Sampled	Time Sampled	Matrix	# of jars	GRPH by NWTPH-Gx	BTEX by EPA 8021B	DRPH/ORPH by NWTPH-Dx	PCP by EPA 8270D Low-level detection limits	cVOCs by EPA 8260B	Nitrate and Sulfate by EPA 300.0	Methane, Ethane and Ethene by RSK 175			Notes
OBMW12-20110112	OBMW12	11	01 A-D	1/12/11	1006	H2O	4	X	X	X							
FD02-20110112	FD02	11	02	↓	1100	↓	4	X	X	X							
OBMW03-20110112	OBMW03	7	03		1130		4	X	X	X							
OBMW11-20110112	OBMW11	8	04	↓	1359	↓	4	X	X	X							

OM 1/12/11

Friedman & Bruya, Inc.
3012 16th Avenue West
Seattle, WA 98119-2029
Ph. (206) 285-8282
Fax (206) 283-5044

SIGNATURE	PRINT NAME	COMPANY	DATE	TIME
Relinquished by:	Jessica Brown	SES	1-12-11	1607
Received by:	Nhan Phan	FEBI	1-12-11	1607
Relinquished by:				
Received by:	Samples received at 2 °C			

FRIEDMAN & BRUYA, INC.

ENVIRONMENTAL CHEMISTS

James E. Bruya, Ph.D.
Charlene Morrow, M.S.
Yelena Aravkina, M.S.
Bradley T. Benson, B.S.
Kurt Johnson, B.S.

3012 16th Avenue West
Seattle, WA 98119-2029
TEL: (206) 285-8282
FAX: (206) 283-5044
e-mail: fbi@isomedia.com

January 25, 2011

Tim Brown, Project Manager
SoundEarth Strategies
2811 Fairview Ave. East, Suite 2000
Seattle, WA 98102

Dear Mr. Brown:

Included are the results from the testing of material submitted on January 12, 2011 from the TOC_01-600_20110112 WORFDB4, F&BI 101132 project. There are 10 pages included in this report. Any samples that may remain are currently scheduled for disposal in 30 days. If you would like us to return your samples or arrange for long term storage at our offices, please contact us as soon as possible.

We appreciate this opportunity to be of service to you and hope you will call if you should have any questions.

Sincerely,

FRIEDMAN & BRUYA, INC.



Michael Erdahl
Project Manager

Enclosures
c: Mark Chandler, Jessica Brown, Audrey Hackett
SOU0125R.DOC

CASE NARRATIVE

This case narrative encompasses samples received on January 12, 2011 by Friedman & Bruya, Inc. from the SoundEarth Strategies 01-600 project. Samples were logged in under the laboratory ID's listed below.

Laboratory ID	SoundEarth Strategies
101132-01	01MW46-20110112
101132-02	MW05-20110112
101132-03	02MW07-20110112

All quality control requirements were acceptable.

Date of Report: 01/25/11
Date Received: 01/12/11
Project: TOC_01-600_20110112 WORFDB4, F&BI 101132
Date Extracted: 01/19/11
Date Analyzed: 01/19/11, 01/20/11, and 01/21/11

RESULTS FROM THE ANALYSIS OF WATER SAMPLES FOR BENZENE, TOLUENE, ETHYLBENZENE, XYLENES AND TPH AS GASOLINE USING EPA METHOD 8021B AND NWTPH-Gx

Results Reported as ug/L (ppb)

Sample ID Laboratory ID	Benzene	Toluene	Ethyl Benzene	Total Xylenes	Gasoline Range	Surrogate (% Recovery) (Limit 50-150)
01MW46-20110112 101132-01	<1	<1	<1	<3	<100	84
MW05-20110112 101132-02	<1	<1	<1	<3	<100	83
02MW07-20110112 101132-03	<1	<1	<1	<3	<100	114
Method Blank 01-0110 MB	<1	<1	<1	<3	<100	117

Date of Report: 01/25/11
Date Received: 01/12/11
Project: TOC_01-600_20110112 WORFDB4, F&BI 101132
Date Extracted: 01/14/11
Date Analyzed: 01/20/11

RESULTS FROM THE ANALYSIS OF WATER SAMPLES FOR TOTAL PETROLEUM HYDROCARBONS AS DIESEL AND MOTOR OIL USING METHOD NWTPH-Dx
Sample Extracts Passed Through a Silica Gel Column Prior to Analysis
Results Reported as ug/L (ppb)

Sample ID Laboratory ID	Diesel Range (C_{10}-C_{25})	Motor Oil Range (C_{25}-C_{36})	Surrogate (% Recovery) (Limit 51-134)
01MW46-20110112 101132-01	<50	<250	77
MW05-20110112 101132-02	<50	<250	79
02MW07-20110112 101132-03	<50	<250	86
Method Blank 01-0105 MB	<50	<250	97

Analysis For Volatile Compounds By EPA Method 8260C

Client Sample ID:	01MW46-20110112	Client:	SoundEarth Strategies
Date Received:	01/12/11	Project:	TOC_01-600_20110112 WORFDB4
Date Extracted:	01/19/11	Lab ID:	101132-01
Date Analyzed:	01/19/11	Data File:	011910.D
Matrix:	Water	Instrument:	GCMS4
Units:	ug/L (ppb)	Operator:	VM

Surrogates:	% Recovery:	Lower Limit:	Upper Limit:
1,2-Dichloroethane-d4	100	63	127
Toluene-d8	100	60	129
4-Bromofluorobenzene	106	51	145

Compounds:	Concentration ug/L (ppb)
Vinyl chloride	8.7
Chloroethane	<1
1,1-Dichloroethene	<1
Methylene chloride	<5
trans-1,2-Dichloroethene	<1
1,1-Dichloroethane	<1
cis-1,2-Dichloroethene	4.5
1,2-Dichloroethane (EDC)	<1
1,1,1-Trichloroethane	<1
Trichloroethene	1.4
Tetrachloroethene	<1

Analysis For Volatile Compounds By EPA Method 8260C

Client Sample ID:	MW05-20110112	Client:	SoundEarth Strategies
Date Received:	01/12/11	Project:	TOC_01-600_20110112 WORFDB4
Date Extracted:	01/19/11	Lab ID:	101132-02
Date Analyzed:	01/19/11	Data File:	011911.D
Matrix:	Water	Instrument:	GCMS4
Units:	ug/L (ppb)	Operator:	VM

Surrogates:	% Recovery:	Lower Limit:	Upper Limit:
1,2-Dichloroethane-d4	101	63	127
Toluene-d8	101	60	129
4-Bromofluorobenzene	106	51	145

Compounds:	Concentration ug/L (ppb)
Vinyl chloride	1.1
Chloroethane	<1
1,1-Dichloroethene	<1
Methylene chloride	<5
trans-1,2-Dichloroethene	<1
1,1-Dichloroethane	<1
cis-1,2-Dichloroethene	6.3
1,2-Dichloroethane (EDC)	<1
1,1,1-Trichloroethane	<1
Trichloroethene	66
Tetrachloroethene	<1

Analysis For Volatile Compounds By EPA Method 8260C

Client Sample ID:	Method Blank	Client:	SoundEarth Strategies
Date Received:	NA	Project:	TOC_01-600_20110112 WORFDB4
Date Extracted:	01/19/11	Lab ID:	01087 mb
Date Analyzed:	01/19/11	Data File:	011906.D
Matrix:	Water	Instrument:	GCMS4
Units:	ug/L (ppb)	Operator:	VM

Surrogates:	% Recovery:	Lower Limit:	Upper Limit:
1,2-Dichloroethane-d4	97	63	127
Toluene-d8	101	60	129
4-Bromofluorobenzene	110	51	145

Compounds:	Concentration ug/L (ppb)
Vinyl chloride	<0.2
Chloroethane	<1
1,1-Dichloroethene	<1
Methylene chloride	<5
trans-1,2-Dichloroethene	<1
1,1-Dichloroethane	<1
cis-1,2-Dichloroethene	<1
1,2-Dichloroethane (EDC)	<1
1,1,1-Trichloroethane	<1
Trichloroethene	<1
Tetrachloroethene	<1

Date of Report: 01/25/11
Date Received: 01/12/11
Project: TOC_01-600_20110112 WORFDB4, F&BI 101132

QUALITY ASSURANCE RESULTS FOR THE ANALYSIS OF WATER SAMPLES FOR BENZENE, TOLUENE, ETHYLBENZENE, XYLENES, AND TPH AS GASOLINE USING EPA METHOD 8021B AND NWTPH-Gx

Laboratory Code: 101186-01 (Duplicate)

Analyte	Reporting Units	Sample Result	Duplicate Result	Relative Percent Difference (Limit 20)
Benzene	ug/L (ppb)	<1	<1	nm
Toluene	ug/L (ppb)	<1	<1	nm
Ethylbenzene	ug/L (ppb)	<1	<1	nm
Xylenes	ug/L (ppb)	<3	<3	nm
Gasoline	ug/L (ppb)	<100	<100	nm

Laboratory Code: Laboratory Control Sample

Analyte	Reporting Units	Spike Level	Percent Recovery LCS	Acceptance Criteria
Benzene	ug/L (ppb)	50	95	72-119
Toluene	ug/L (ppb)	50	104	71-113
Ethylbenzene	ug/L (ppb)	50	99	72-114
Xylenes	ug/L (ppb)	150	97	72-113
Gasoline	ug/L (ppb)	1,000	96	70-119

Date of Report: 01/25/11
Date Received: 01/12/11
Project: TOC_01-600_20110112 WORFDB4, F&BI 101132

QUALITY ASSURANCE RESULTS FOR THE ANALYSIS OF WATER SAMPLES FOR TOTAL PETROLEUM HYDROCARBONS AS DIESEL EXTENDED USING METHOD NWTPH-Dx

Laboratory Code: Laboratory Control Sample Silica Gel

Analyte	Reporting Units	Spike Level	Percent Recovery LCS	Percent Recovery LCSD	Acceptance Criteria	RPD (Limit 20)
Diesel Extended	ug/L (ppb)	2,500	105	91	58-134	14

Date of Report: 01/25/11
Date Received: 01/12/11
Project: TOC_01-600_20110112 WORFDB4, F&BI 101132

QUALITY ASSURANCE RESULTS FOR THE ANALYSIS OF WATER SAMPLES FOR VOLATILES BY EPA METHOD 8260C

Laboratory Code: 101132-01 (Matrix Spike)

Analyte	Reporting Units	Spike Level	Sample Result	Percent Recovery MS	Acceptance Criteria
Vinyl chloride	ug/L (ppb)	50	8.7	105	36-166
Chloroethane	ug/L (ppb)	50	<1	120	46-160
1,1-Dichloroethene	ug/L (ppb)	50	<1	111	60-136
Methylene chloride	ug/L (ppb)	50	<5	94	67-132
trans-1,2-Dichloroethene	ug/L (ppb)	50	<1	101	72-129
1,1-Dichloroethane	ug/L (ppb)	50	<1	99	70-128
cis-1,2-Dichloroethene	ug/L (ppb)	50	4.5	102	71-127
1,2-Dichloroethane (EDC)	ug/L (ppb)	50	<1	99	69-133
1,1,1-Trichloroethane	ug/L (ppb)	50	<1	98	60-146
Trichloroethene	ug/L (ppb)	50	1.4	96	66-135
Tetrachloroethene	ug/L (ppb)	50	<1	103	73-129

Laboratory Code: Laboratory Control Sample

Analyte	Reporting Units	Spike Level	Percent Recovery LCS	Percent Recovery LCSD	Acceptance Criteria	RPD (Limit 20)
Vinyl chloride	ug/L (ppb)	50	100	106	50-154	6
Chloroethane	ug/L (ppb)	50	106	104	58-146	2
1,1-Dichloroethene	ug/L (ppb)	50	103	104	67-136	1
Methylene chloride	ug/L (ppb)	50	92	94	39-148	2
trans-1,2-Dichloroethene	ug/L (ppb)	50	101	101	68-128	0
1,1-Dichloroethane	ug/L (ppb)	50	99	101	79-121	2
cis-1,2-Dichloroethene	ug/L (ppb)	50	100	104	80-123	4
1,2-Dichloroethane (EDC)	ug/L (ppb)	50	96	97	73-132	1
1,1,1-Trichloroethane	ug/L (ppb)	50	100	97	83-130	3
Trichloroethene	ug/L (ppb)	50	96	97	80-120	1
Tetrachloroethene	ug/L (ppb)	50	98	101	76-121	3

Data Qualifiers & Definitions

a - The analyte was detected at a level less than five times the reporting limit. The RPD results may not provide reliable information on the variability of the analysis.

A1 – More than one compound of similar molecule structure was identified with equal probability.

b - The analyte was spiked at a level that was less than five times that present in the sample. Matrix spike recoveries may not be meaningful.

ca - The calibration results for this range fell outside of acceptance criteria. The value reported is an estimate.

c - The presence of the analyte indicated may be due to carryover from previous sample injections.

d - The sample was diluted. Detection limits may be raised due to dilution.

ds - The sample was diluted. Detection limits are raised due to dilution and surrogate recoveries may not be meaningful.

dv - Insufficient sample was available to achieve normal reporting limits and limits are raised accordingly.

fb - Analyte present in the blank and the sample.

fc – The compound is a common laboratory and field contaminant.

hr - The sample and duplicate were reextracted and reanalyzed. RPD results were still outside of control limits. The variability is attributed to sample inhomogeneity.

ht - Analysis performed outside the method or client-specified holding time requirement.

ip - Recovery fell outside of normal control limits. Compounds in the sample matrix interfered with the quantitation of the analyte.

j – The result is below normal reporting limits. The value reported is an estimate.

J - The internal standard associated with the analyte is out of control limits. The reported concentration is an estimate.

jl - The analyte result in the laboratory control sample is out of control limits. The reported concentration should be considered an estimate.

jr - The rpd result in laboratory control sample associated with the analyte is out of control limits. The reported concentration should be considered an estimate.

js - The surrogate associated with the analyte is out of control limits. The reported concentration should be considered an estimate.

lc - The presence of the compound indicated is likely due to laboratory contamination.

L - The reported concentration was generated from a library search.

nm - The analyte was not detected in one or more of the duplicate analyses. Therefore, calculation of the RPD is not applicable.

pc – The sample was received in a container not approved by the method. The value reported should be considered an estimate.

pr – The sample was received with incorrect preservation. The value reported should be considered an estimate.

ve - Estimated concentration calculated for an analyte response above the valid instrument calibration range. A dilution is required to obtain an accurate quantification of the analyte.

vo - The value reported fell outside the control limits established for this analyte.

x - The sample chromatographic pattern does not resemble the fuel standard used for quantitation.



Data File Name : C:\HPCHEM\6\DATA\01-20-11\035F0701.D
Operator : ML
Instrument : GC #6
Sample Name : 101132-01 sg
Run Time Bar Code:
Acquired on : 20 Jan 11 10:06 PM
Report Created on: 21 Jan 11 09:14 AM

Page Number : 1
Vial Number : 35
Injection Number : 1
Sequence Line : 7
Instrument Method: TPHD.MTH
Analysis Method : TPHD.MTH

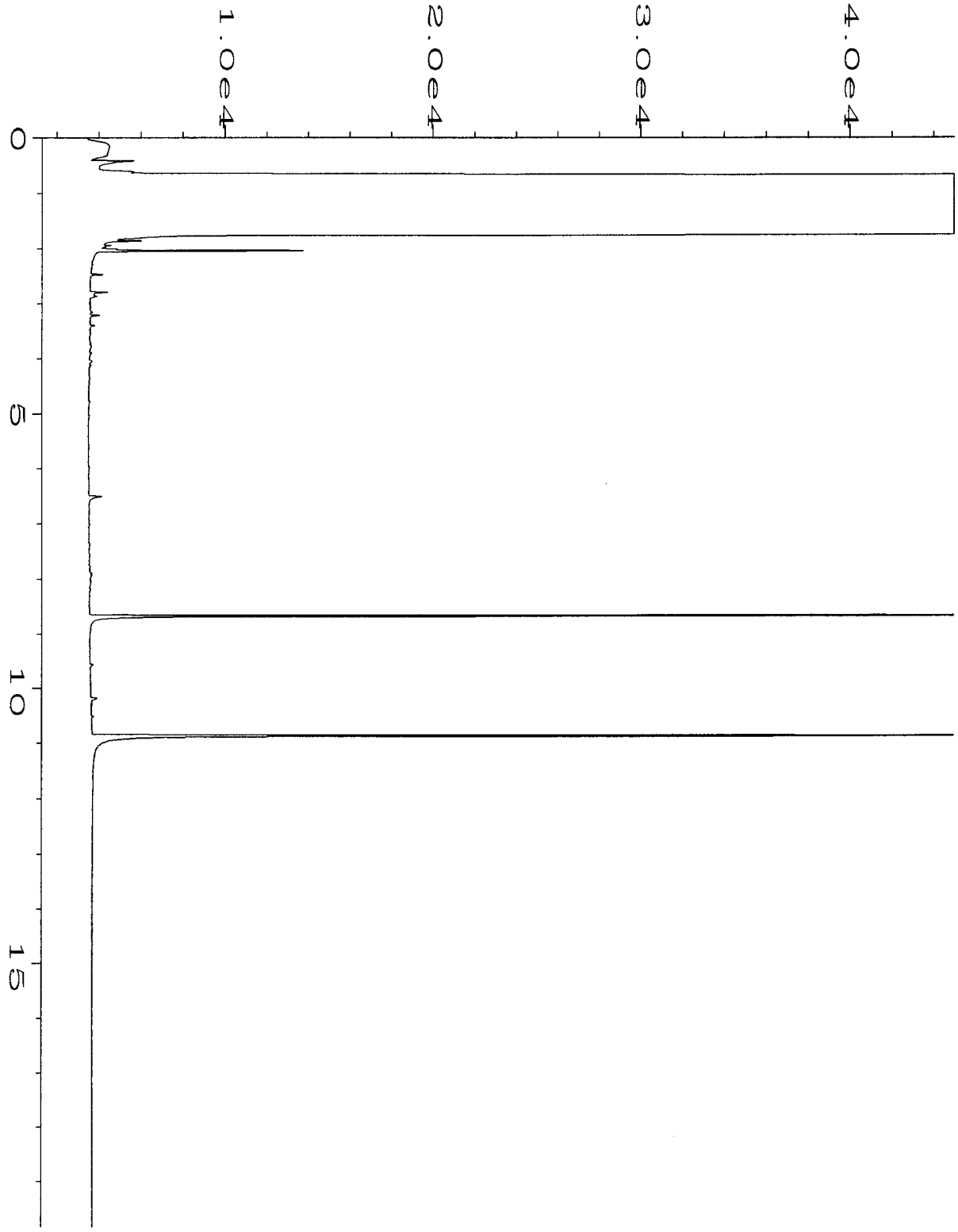

Data File Name : C:\HPCHEM\6\DATA\01-20-11\036F0701.D
Operator : ML
Instrument : GC #6
Sample Name : 101132-02 sg
Run Time Bar Code:
Acquired on : 20 Jan 11 10:31 PM
Report Created on: 21 Jan 11 09:14 AM

Page Number : 1
Vial Number : 36
Injection Number : 1
Sequence Line : 7
Instrument Method: TPHD.MTH
Analysis Method : TPHD.MTH



Data File Name : C:\HPCHEM\6\DATA\01-20-11\037F0701.D
Operator : ML
Instrument : GC #6
Sample Name : 101132-03 sg
Run Time Bar Code:
Acquired on : 20 Jan 11 10:57 PM
Report Created on: 21 Jan 11 09:14 AM

Page Number : 1
Vial Number : 37
Injection Number : 1
Sequence Line : 7
Instrument Method: TPHD.MTH
Analysis Method : TPHD.MTH

101132

SAMPLE CHAIN OF CUSTODY

ME 01/12/2011 A03 /V2

Page # 1 of 1

Send Report To Tim Brown, cc: Jessica Brown + Audrey Hackett

Company Sound Environmental Strategies

Address 2811 Fairview Ave E, Ste. 2000

City, State, ZIP Seattle, WA 98102

Phone # 206.306.1900 Fax # 206.306.1907

SAMPLERS (*signature*): ATZ

PROJECT NAME/NO.: 01-600 Seattle Terminal

PO #: 01-600

REMARKS: R

EIM Y / N

TURNAROUND TIME
- ⊗ Standard (2 Weeks)
- ☐ RUSH
- Rush charges authorized by:

SAMPLE DISPOSAL
- ⊗ Dispose after 30 days
- ☐ Return samples
- ☐ Will call with instructions

Sample ID	Sample Location	Sample Depth	Lab ID	Date Sampled	Time Sampled	Matrix	# of jars	GRPH by NWTPH-Gx	BTEX by EPA 8021B	DRPH/ORPH by NWTPH-Dx	PCP by EPA 8270D Low-level detection limits	cVOCs by EPA 8260B	Nitrate and Sulfate by EPA 300.0	Methane, Ethane and Ethene by RSK 175			Notes
01MW46-20110112	01MW46		01A-F	01/12/11	1005	Water	6	X	X	X		X					
MW05-20110112	MW05		02A-F	01/12/11	1120	water	6	X	X	X		X					
02MW07-20110112	02MW07		03A-D	01/12/11	1245	water	4	X	X	X							
							ATZ										
													4 °C				

Samples received at

Friedman & Bruya, Inc.
3012 16th Avenue West
Seattle, WA 98119-2029
Ph. (206) 285-8282
Fax (206) 283-5044

SIGNATURE	PRINT NAME	COMPANY	DATE	TIME
Relinquished by: Andrew Luf	Andrew Luf	SES	01/12/11	1515
Received by:	Jessica Brown	SES	1-12-11	1515
Relinquished by:	Jessica Brown	SES	1-12-11	1607
Received by:	Khan Phan	FEBI	1/12/11	16:07

FRIEDMAN & BRUYA, INC.

ENVIRONMENTAL CHEMISTS

James E. Bruya, Ph.D.
Charlene Morrow, M.S.
Yelena Aravkina, M.S.
Bradley T. Benson, B.S.
Kurt Johnson, B.S.

3012 16th Avenue West
Seattle, WA 98119-2029
TEL: (206) 285-8282
FAX: (206) 283-5044
e-mail: fbi@isomedia.com

May 6, 2011

Tim Brown, Project Manager
SoundEarth Strategies
2811 Fairview Ave. East, Suite 2000
Seattle, WA 98102

Dear Mr. Brown:

Included are the results from the testing of material submitted on April 15, 2011 from the TOC_01-600_20110415 WORFDB5, F&BI 104191 project. There are 14 pages included in this report. Any samples that may remain are currently scheduled for disposal in 30 days. If you would like us to return your samples or arrange for long term storage at our offices, please contact us as soon as possible.

We appreciate this opportunity to be of service to you and hope you will call if you should have any questions.

Sincerely,

FRIEDMAN & BRUYA, INC.



Michael Erdahl
Project Manager

Enclosures
c: Mark Chandler, Jessica Brown, Audrey Hackett, Pete Kingston, Jennifer Cyr
SOU0506R.DOC

CASE NARRATIVE

This case narrative encompasses samples received on April 15, 2011 by Friedman & Bruya, Inc. from the SoundEarth Strategies 01-600 project. Samples were logged in under the laboratory ID's listed below.

Laboratory ID	SoundEarth Strategies
104191-01	02MW13-20110414
104191-02	02MW14-20110414

Sample 02MW13-20110414 was sent to Aquatic Research for nitrate, sulfate, alkalinity, phosphorus, hardness, total Fe, TKN, nitrite, and sulfide analyses. In addition, the sample was sent to Fremont Analytical for dissolved gasses analysis. Review of the enclosed reports indicates that all quality assurance were acceptable.

The detection of trichloroethane in the original 8260C analysis of the samples was determined to be due to carryover from previous sample injections. The samples were reanalyzed out of the holding time. The data were flagged accordingly.

All other quality control requirements were acceptable.

Date of Report: 05/06/11
Date Received: 04/15/11
Project: TOC_01-600_20110415 WORFDB5, F&BI 104191
Date Extracted: 04/18/11
Date Analyzed: 04/18/11

RESULTS FROM THE ANALYSIS OF WATER SAMPLES FOR BENZENE, TOLUENE, ETHYLBENZENE, XYLENES AND TPH AS GASOLINE USING EPA METHOD 8021B AND NWTPH-Gx

Results Reported as ug/L (ppb)

Sample ID Laboratory ID	Benzene	Toluene	Ethyl Benzene	Total Xylenes	Gasoline Range	Surrogate (% Recovery) (Limit 50-150)
02MW13-20110414 104191-01	<1	<1	<1	<3	<100	122
02MW14-20110414 104191-02	<1	<1	<1	<3	<100	121
Method Blank 01-0704 MB	<1	<1	<1	<3	<100	124

Date of Report: 05/06/11
Date Received: 04/15/11
Project: TOC_01-600_20110415 WORFDB5, F&BI 104191
Date Extracted: 04/15/11
Date Analyzed: 04/15/11 and 04/16/11

RESULTS FROM THE ANALYSIS OF WATER SAMPLES FOR TOTAL PETROLEUM HYDROCARBONS AS DIESEL AND MOTOR OIL USING METHOD NWTPH-Dx

Results Reported as ug/L (ppb)

Sample ID Laboratory ID	Diesel Range (C_{10}-C_{25})	Motor Oil Range (C_{25}-C_{36})	Surrogate (% Recovery) (Limit 50-150)
02MW13-20110414 104191-01	54 x	<250	91
02MW14-20110414 104191-02	<50	<250	84
Method Blank 01-697 MB	<50	<250	86

Analysis For Volatile Compounds By EPA Method 8260C

Client Sample ID:	02MW13-20110414	Client:	SoundEarth Strategies
Date Received:	04/15/11	Project:	TOC_01-600_20110415 WORFDB5
Date Extracted:	04/18/11	Lab ID:	104191-01
Date Analyzed:	04/19/11	Data File:	041819.D
Matrix:	Water	Instrument:	GCMS4
Units:	ug/L (ppb)	Operator:	JS

Surrogates:	% Recovery:	Lower Limit:	Upper Limit:
1,2-Dichloroethane-d4	100	57	121
Toluene-d8	99	63	127
4-Bromofluorobenzene	105	60	133

Compounds:	Concentration ug/L (ppb)
Vinyl chloride	<0.2
Chloroethane	<1
1,1-Dichloroethene	<1
Methylene chloride	<5
trans-1,2-Dichloroethene	<1
1,1-Dichloroethane	<1
cis-1,2-Dichloroethene	<1
1,2-Dichloroethane (EDC)	<1
1,1,1-Trichloroethane	<1
Trichloroethene	17 c
Tetrachloroethene	<1

Analysis For Volatile Compounds By EPA Method 8260C

Client Sample ID:	02MW13-20110414 ht	Client:	SoundEarth Strategies
Date Received:	04/15/11	Project:	TOC_01-600_20110415 WORFDB5
Date Extracted:	05/02/11	Lab ID:	104191-01
Date Analyzed:	05/02/11	Data File:	050211.D
Matrix:	Water	Instrument:	GCMS4
Units:	ug/L (ppb)	Operator:	JS

Surrogates:	% Recovery:	Lower Limit:	Upper Limit:
1,2-Dichloroethane-d4	101	57	121
Toluene-d8	97	63	127
4-Bromofluorobenzene	108	60	133

Compounds:	Concentration ug/L (ppb)
Trichloroethene	<1

Analysis For Volatile Compounds By EPA Method 8260C

Client Sample ID:	02MW14-20110414	Client:	SoundEarth Strategies
Date Received:	04/15/11	Project:	TOC_01-600_20110415 WORFDB5
Date Extracted:	04/18/11	Lab ID:	104191-02
Date Analyzed:	04/19/11	Data File:	041820.D
Matrix:	Water	Instrument:	GCMS4
Units:	ug/L (ppb)	Operator:	JS

Surrogates:	% Recovery:	Lower Limit:	Upper Limit:
1,2-Dichloroethane-d4	101	57	121
Toluene-d8	99	63	127
4-Bromofluorobenzene	105	60	133

Compounds:	Concentration ug/L (ppb)
Vinyl chloride	<0.2
Chloroethane	<1
1,1-Dichloroethene	<1
Methylene chloride	<5
trans-1,2-Dichloroethene	<1
1,1-Dichloroethane	<1
cis-1,2-Dichloroethene	<1
1,2-Dichloroethane (EDC)	<1
1,1,1-Trichloroethane	<1
Trichloroethene	5.9 c
Tetrachloroethene	<1

Analysis For Volatile Compounds By EPA Method 8260C

Client Sample ID:	02MW14-20110414 ht	Client:	SoundEarth Strategies
Date Received:	04/15/11	Project:	TOC_01-600_20110415 WORFDB5
Date Extracted:	05/02/11	Lab ID:	104191-02
Date Analyzed:	05/02/11	Data File:	050212.D
Matrix:	Water	Instrument:	GCMS4
Units:	ug/L (ppb)	Operator:	JS

Surrogates:	% Recovery:	Lower Limit:	Upper Limit:
1,2-Dichloroethane-d4	100	57	121
Toluene-d8	98	63	127
4-Bromofluorobenzene	109	60	133

Compounds:	Concentration ug/L (ppb)
Trichloroethene	<1

Analysis For Volatile Compounds By EPA Method 8260C

Client Sample ID:	Method Blank	Client:	SoundEarth Strategies
Date Received:	NA	Project:	TOC_01-600_20110415 WORFDB5
Date Extracted:	04/18/11	Lab ID:	01-644 mb
Date Analyzed:	04/18/11	Data File:	041808.D
Matrix:	Water	Instrument:	GCMS4
Units:	ug/L (ppb)	Operator:	JS

Surrogates:	% Recovery:	Lower Limit:	Upper Limit:
1,2-Dichloroethane-d4	99	57	121
Toluene-d8	98	63	127
4-Bromofluorobenzene	104	60	133

Compounds:	Concentration ug/L (ppb)
Vinyl chloride	<0.2
Chloroethane	<1
1,1-Dichloroethene	<1
Methylene chloride	<5
trans-1,2-Dichloroethene	<1
1,1-Dichloroethane	<1
cis-1,2-Dichloroethene	<1
1,2-Dichloroethane (EDC)	<1
1,1,1-Trichloroethane	<1
Trichloroethene	<1
Tetrachloroethene	<1

Analysis For Volatile Compounds By EPA Method 8260C

Client Sample ID:	Method Blank	Client:	SoundEarth Strategies
Date Received:	NA	Project:	TOC_01-600_20110415 WORFDB5
Date Extracted:	05/02/11	Lab ID:	01-666 mb
Date Analyzed:	05/02/11	Data File:	050207.D
Matrix:	Water	Instrument:	GCMS4
Units:	ug/L (ppb)	Operator:	JS

Surrogates:	% Recovery:	Lower Limit:	Upper Limit:
1,2-Dichloroethane-d4	102	57	121
Toluene-d8	98	63	127
4-Bromofluorobenzene	104	60	133

Compounds:	Concentration ug/L (ppb)
Vinyl chloride	<0.2
Chloroethane	<1
1,1-Dichloroethene	<1
Methylene chloride	<5
trans-1,2-Dichloroethene	<1
1,1-Dichloroethane	<1
cis-1,2-Dichloroethene	<1
1,2-Dichloroethane (EDC)	<1
1,1,1-Trichloroethane	<1
Trichloroethene	<1
Tetrachloroethene	<1

Date of Report: 05/06/11
Date Received: 04/15/11
Project: TOC_01-600_20110415 WORFDB5, F&BI 104191

QUALITY ASSURANCE RESULTS FOR THE ANALYSIS OF WATER SAMPLES FOR BENZENE, TOLUENE, ETHYLBENZENE, XYLENES, AND TPH AS GASOLINE USING EPA METHOD 8021B AND NWTPH-Gx

Laboratory Code: 104205-01 (Duplicate)

Analyte	Reporting Units	Sample Result	Duplicate Result	Relative Percent Difference (Limit 20)
Benzene	ug/L (ppb)	<1	<1	nm
Toluene	ug/L (ppb)	<1	<1	nm
Ethylbenzene	ug/L (ppb)	<1	<1	nm
Xylenes	ug/L (ppb)	<3	<3	nm
Gasoline	ug/L (ppb)	510	520	1

Laboratory Code: Laboratory Control Sample

Analyte	Reporting Units	Spike Level	Percent Recovery LCS	Acceptance Criteria
Benzene	ug/L (ppb)	50	112	72-119
Toluene	ug/L (ppb)	50	98	71-113
Ethylbenzene	ug/L (ppb)	50	104	72-114
Xylenes	ug/L (ppb)	150	96	72-113
Gasoline	ug/L (ppb)	1,000	106	70-119

Date of Report: 05/06/11
Date Received: 04/15/11
Project: TOC_01-600_20110415 WORFDB5, F&BI 104191

QUALITY ASSURANCE RESULTS FOR THE ANALYSIS OF WATER SAMPLES FOR TOTAL PETROLEUM HYDROCARBONS AS DIESEL EXTENDED USING METHOD NWTPH-Dx

Laboratory Code: Laboratory Control Sample

Analyte	Reporting Units	Spike Level	Percent Recovery LCS	Percent Recovery LCSD	Acceptance Criteria	RPD (Limit 20)
Diesel Extended	ug/L (ppb)	2,500	98	100	63-142	2

Date of Report: 05/06/11
Date Received: 04/15/11
Project: TOC_01-600_20110415 WORFDB5, F&BI 104191

QUALITY ASSURANCE RESULTS FOR THE ANALYSIS OF WATER SAMPLES FOR VOLATILES BY EPA METHOD 8260C

Laboratory Code: 104199-32 (Matrix Spike)

Analyte	Reporting Units	Spike Level	Sample Result	Percent Recovery MS	Acceptance Criteria
Vinyl chloride	ug/L (ppb)	50	<0.2	104	36-166
Chloroethane	ug/L (ppb)	50	<1	97	46-160
1,1-Dichloroethene	ug/L (ppb)	50	<1	89	60-136
Methylene chloride	ug/L (ppb)	50	<5	108	67-132
trans-1,2-Dichloroethene	ug/L (ppb)	50	<1	81	72-129
1,1-Dichloroethane	ug/L (ppb)	50	<1	91	70-128
cis-1,2-Dichloroethene	ug/L (ppb)	50	<1	101	71-127
1,2-Dichloroethane (EDC)	ug/L (ppb)	50	<1	97	69-133
1,1,1-Trichloroethane	ug/L (ppb)	50	<1	95	60-146
Trichloroethene	ug/L (ppb)	50	1.4	100	66-135
Tetrachloroethene	ug/L (ppb)	50	1.9	99	73-129

Laboratory Code: Laboratory Control Sample

Analyte	Reporting Units	Spike Level	Percent Recovery LCS	Percent Recovery LCSD	Acceptance Criteria	RPD (Limit 20)
Vinyl chloride	ug/L (ppb)	50	92	83	50-154	10
Chloroethane	ug/L (ppb)	50	92	89	58-146	3
1,1-Dichloroethene	ug/L (ppb)	50	89	89	67-136	0
Methylene chloride	ug/L (ppb)	50	103	106	39-148	3
trans-1,2-Dichloroethene	ug/L (ppb)	50	98	101	68-128	3
1,1-Dichloroethane	ug/L (ppb)	50	98	98	79-121	0
cis-1,2-Dichloroethene	ug/L (ppb)	50	105	104	80-123	1
1,2-Dichloroethane (EDC)	ug/L (ppb)	50	95	94	73-132	1
1,1,1-Trichloroethane	ug/L (ppb)	50	97	96	83-130	1
Trichloroethene	ug/L (ppb)	50	99	96	80-120	3
Tetrachloroethene	ug/L (ppb)	50	99	98	76-121	1

Date of Report: 05/06/11
Date Received: 04/15/11
Project: TOC_01-600_20110415 WORFDB5, F&BI 104191

QUALITY ASSURANCE RESULTS FOR THE ANALYSIS OF WATER SAMPLES FOR VOLATILES BY EPA METHOD 8260C

Laboratory Code: 104377-01 (Matrix Spike)

Analyte	Reporting Units	Spike Level	Sample Result	Percent Recovery MS	Acceptance Criteria
Vinyl chloride	ug/L (ppb)	50	<0.2	87	36-166
Chloroethane	ug/L (ppb)	50	<1	103	46-160
1,1-Dichloroethene	ug/L (ppb)	50	<1	85	60-136
Methylene chloride	ug/L (ppb)	50	<5	76	67-132
trans-1,2-Dichloroethene	ug/L (ppb)	50	<1	101	72-129
1,1-Dichloroethane	ug/L (ppb)	50	<1	103	70-128
cis-1,2-Dichloroethene	ug/L (ppb)	50	<1	108	71-127
1,2-Dichloroethane (EDC)	ug/L (ppb)	50	<1	109	69-133
1,1,1-Trichloroethane	ug/L (ppb)	50	<1	113	60-146
Trichloroethene	ug/L (ppb)	50	<1	106	66-135
Tetrachloroethene	ug/L (ppb)	50	<1	106	73-129

Laboratory Code: Laboratory Control Sample

Analyte	Reporting Units	Spike Level	Percent Recovery LCS	Percent Recovery LCSD	Acceptance Criteria	RPD (Limit 20)
Vinyl chloride	ug/L (ppb)	50	87	86	50-154	1
Chloroethane	ug/L (ppb)	50	103	98	58-146	5
1,1-Dichloroethene	ug/L (ppb)	50	88	86	67-136	2
Methylene chloride	ug/L (ppb)	50	81	80	39-148	1
trans-1,2-Dichloroethene	ug/L (ppb)	50	102	102	68-128	0
1,1-Dichloroethane	ug/L (ppb)	50	102	102	79-121	0
cis-1,2-Dichloroethene	ug/L (ppb)	50	107	108	80-123	1
1,2-Dichloroethane (EDC)	ug/L (ppb)	50	108	108	73-132	0
1,1,1-Trichloroethane	ug/L (ppb)	50	111	99	83-130	11
Trichloroethene	ug/L (ppb)	50	105	105	80-120	0
Tetrachloroethene	ug/L (ppb)	50	105	106	76-121	1

Data Qualifiers & Definitions

a - The analyte was detected at a level less than five times the reporting limit. The RPD results may not provide reliable information on the variability of the analysis.

A1 – More than one compound of similar molecule structure was identified with equal probability.

b - The analyte was spiked at a level that was less than five times that present in the sample. Matrix spike recoveries may not be meaningful.

ca - The calibration results for this range fell outside of acceptance criteria. The value reported is an estimate.

c - The presence of the analyte indicated may be due to carryover from previous sample injections.

d - The sample was diluted. Detection limits may be raised due to dilution.

ds - The sample was diluted. Detection limits are raised due to dilution and surrogate recoveries may not be meaningful.

dv - Insufficient sample was available to achieve normal reporting limits and limits are raised accordingly.

fb - Analyte present in the blank and the sample.

fc – The compound is a common laboratory and field contaminant.

hr - The sample and duplicate were reextracted and reanalyzed. RPD results were still outside of control limits. The variability is attributed to sample inhomogeneity.

ht - Analysis performed outside the method or client-specified holding time requirement.

ip - Recovery fell outside of normal control limits. Compounds in the sample matrix interfered with the quantitation of the analyte.

j – The result is below normal reporting limits. The value reported is an estimate.

J - The internal standard associated with the analyte is out of control limits. The reported concentration is an estimate.

jl - The analyte result in the laboratory control sample is out of control limits. The reported concentration should be considered an estimate.

jr - The rpd result in laboratory control sample associated with the analyte is out of control limits. The reported concentration should be considered an estimate.

js - The surrogate associated with the analyte is out of control limits. The reported concentration should be considered an estimate.

lc - The presence of the compound indicated is likely due to laboratory contamination.

L - The reported concentration was generated from a library search.

nm - The analyte was not detected in one or more of the duplicate analyses. Therefore, calculation of the RPD is not applicable.

pc – The sample was received in a container not approved by the method. The value reported should be considered an estimate.

pr – The sample was received with incorrect preservation. The value reported should be considered an estimate.

ve - Estimated concentration calculated for an analyte response above the valid instrument calibration range. A dilution is required to obtain an accurate quantification of the analyte.

vo - The value reported fell outside the control limits established for this analyte.

x - The sample chromatographic pattern does not resemble the fuel standard used for quantitation.

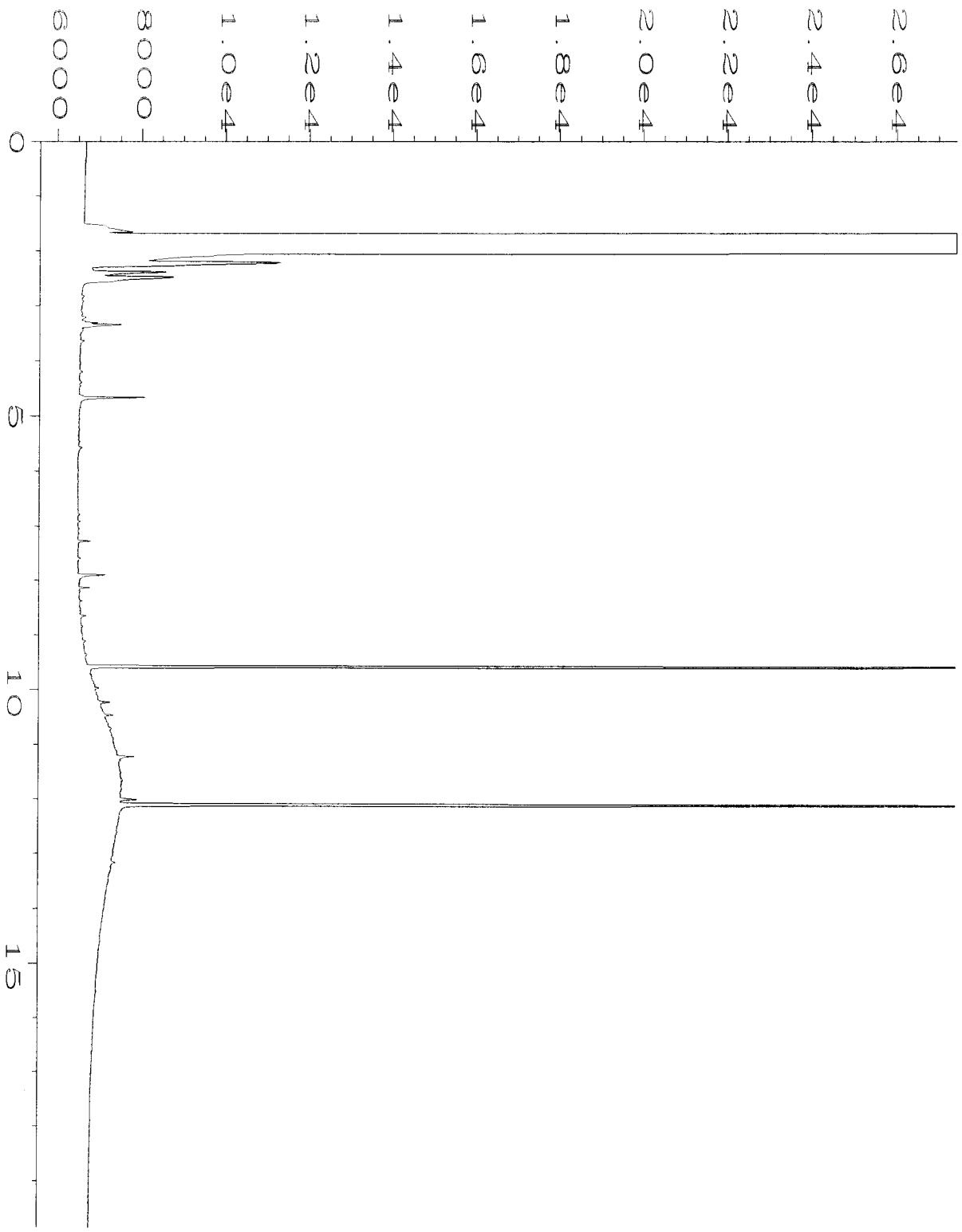

Data File Name : C:\HPCHEM\1\DATA\04-15-11\030F0801.D
Operator : ML
Instrument : GC1
Sample Name : 104191-01
Run Time Bar Code:
Acquired on : 15 Apr 11 11:49 PM
Report Created on: 18 Apr 11 08:56 AM

Page Number : 1
Vial Number : 30
Injection Number : 1
Sequence Line : 8
Instrument Method: TPHD.MTH
Analysis Method : BAKEOUT.MTH



Data File Name	: C:\HPCHEM\1\DATA\04-15-11\031F0801.D		
Operator	: ML	Page Number	: 1
Instrument	: GC1	Vial Number	: 31
Sample Name	: 104191-02	Injection Number	: 1
Run Time Bar Code:		Sequence Line	: 8
Acquired on	: 16 Apr 11 00:16 AM	Instrument Method	: TPHD.MTH
Report Created on	: 18 Apr 11 08:56 AM	Analysis Method	: BAKEOUT.MTH

2930 Westlake Ave N Suite 100
Seatlle. WA 98109
T: (206) 352-3790
F: (206) 352-7178
info@fremontanalytical.com

Friedman & Bruya
Michael Erdahl
3012 16th Ave. W.
Seattle, Washington 98119

RE: 104191
Lab ID: 1104079

April 26, 2011

Attention Michael Erdahl:

Fremont Analytical, Inc. received 1 sample(s) on 4/18/2011 for the analyses presented in the following report.

Dissolved Gases by RSK-175

This report consists of the following:

- Case Narrative
- Analytical Results
- Applicable Quality Control Summary Reports
- Chain of Custody

All analyses were performed consistent with the Quality Assurance program of Fremont Analytical, Inc. Please contact the laboratory if you should have any questions about the results.

Thank you for using Fremont Analytical.

Sincerely,

Michael Dee
Sr. Chemist / Principal

Date: *04/26/2011*

CLIENT: Friedman & Bruya
Project: 104191
Lab Order: 1104079

Work Order Sample Summary

Lab Sample ID	Client Sample ID	Date/Time Collected	Date/Time Received
1104079-001	02MW13-20110414	04/14/2011 11:34 AM	04/18/2011 1:53 PM

Note: If no "Time Collected" is supplied, a default of 12:00AM is assigned

Case Narrative

WO#: **1104079**
Date: **4/26/2011**

CLIENT: Friedman & Bruya
Project: 104191

I. SAMPLE RECEIPT:
All samples were received intact. The internal ice chest temperatures were measured on receipt (8.8 Degrees C).

II. GENERAL REPORTING COMMENTS:
Results are reported on a wet weight basis unless dry-weight correction is denoted in the units field on the analytical report ("mg/kg-dry" or "ug/kg-dry").

The validity of the analytical procedures for which data is reported in this analytical report is determined by the Laboratory Control Sample (LCS) and the Method Blank (MB). The LCS and the MB are processed with the samples and the MS/MSD to ensure method criteria are achieved throughout the entire analytical process.

III. ANALYSES AND EXCEPTIONS:
Exceptions associated with this report will be footnoted in the analytical results page(s) or the quality control summary page(s) and/or noted below.

Analytical Report

WO#: **1104079**
Date Reported: **4/26/2011**

Client: Friedman & Bruya
Collection Date: 4/14/2011 11:34:00 AM
Project: 104191
Lab ID: 1104079-001
Matrix: Groundwater
Client Sample ID: 02MW13-20110414

Analyses	Result	RL	Qual	Units	DF	Date Analyzed
Dissolved Gases by RSK-175						Analyst: **MD**
Methane	ND	0.00500		mg/L	1	4/19/2011
Ethene	ND	0.00500		mg/L	1	4/19/2011
Ethane	ND	0.00500		mg/L	1	4/19/2011

Qualifiers:

B	Analyte detected in the associated Method Blank	D	Dilution was required
E	Value above quantitation range	H	Holding times for preparation or analysis exceeded
J	Analyte detected below quantitation limits	ND	Not detected at the Reporting Limit
RL	Reporting Limit	S	Spike recovery outside accepted recovery limits

Date: *4/26/2011*

Work Order: 1104079
CLIENT: Friedman & Bruya
Project: 104191

QC SUMMARY REPORT

Dissolved Gases by RSK-175

Sample ID: **LCS**	SampType: **LCS**	Units: **mg/L**	Prep Date: **4/19/2011**	RunNo: **586**
Client ID: **LCSW**	Batch ID: **R586**		Analysis Date: **4/19/2011**	SeqNo: **11947**

Analyte	Result	RL	SPK value	SPK Ref Val	%REC	LowLimit	HighLimit	RPD Ref Val	%RPD	RPDLimit	Qual
Methane	94.2	0.00500	100.0	0	94.2	80	120				
Ethene	89.1	0.00500	100.0	0	89.1	80	120				
Ethane	82.2	0.00500	100.0	0	82.2	80	120				

Sample ID: **1104078-001ADUP**	SampType: **DUP**	Units: **mg/L**	Prep Date: **4/19/2011**	RunNo: **586**
Client ID: **Batch**	Batch ID: **R586**		Analysis Date: **4/19/2011**	SeqNo: **11949**

Analyte	Result	RL	SPK value	SPK Ref Val	%REC	LowLimit	HighLimit	RPD Ref Val	%RPD	RPDLimit	Qual
Methane	0.125	0.00500						0.1220	2.43	30	
Ethene	ND	0.00500						0	0	30	
Ethane	ND	0.00500						0	0	30	

Qualifiers:

E	Value above quantitation range	H	Holding times for preparation or analysis exceeded	J	Analyte detected below quantitation limits
ND	Not detected at the Reporting Limit	R	RPD outside accepted recovery limits	RL	Reporting Limit
S	Spike recovery outside accepted recovery limits				

SUBCONTRACT SAMPLE CHAIN OF CUSTODY

Send Report To Michael Erdahl

Company Friedman and Bruya, Inc.

Address 3012 16th Ave W

City, State, ZIP Seattle, WA 98119

Phone # (206) 285-8282 Fax # (206) 283-5044

SUBCONTRACTER Fremont

PROJECT NAME/NO. 104191

PO # A-963

REMARKS

Please Email Results
merdahl@friedmanandbruya.com

Page # 1 of 1

TURNAROUND TIME
- ☐ Standard (2 Weeks)
- ☐ RUSH
- Rush charges authorized by:

SAMPLE DISPOSAL
- ☐ Dispose after 30 days
- ☐ Return samples
- ☐ Will call with instructions

Sample ID	Lab ID	Date Sampled	Time Sampled	Matrix	# of jars	ANALYSES REQUESTED: Oil and Grease	EPH	VPH	Nitrate	Sulfate	Alkalinity	Dissolved Gases				Notes
02MW13-20110414		4/14/11	0932	W	2							X				

SIGNATURE	PRINT NAME	COMPANY	DATE	TIME
Relinquished by:	Michael Erdahl	Friedman & Bruya	4/15/11	1130
Received by:				
Relinquished by:				
Received by:				

Friedman & Bruya, Inc.
3012 16th Avenue West
Seattle, WA 98119-2029
Ph. (206) 285-8282
Fax (206) 283-5044

1104043

SUBCONTRACT SAMPLE CHAIN OF CUSTODY

Send Report To Michael Erdahl
Company Friedman and Bruya, Inc.
Address 3012 16th Ave W
City, State, ZIP Seattle, WA 98119
Phone # (206) 285-8282 Fax # (206) 283-5044

SUBCONTRACTER Fremont
PROJECT NAME/NO. 104113
PO # A-963
REMARKS
Please Email Results
merdahl@friedmanandbruya.com

Page # 1 of 1
TURNAROUND TIME
☒ Standard (2 Weeks)
☐ RUSH
Rush charges authorized by:
SAMPLE DISPOSAL
☐ Dispose after 30 days
☐ Return samples
☐ Will call with instructions

Sample ID	Lab ID	Date Sampled	Time Sampled	Matrix	# of jars	ANALYSES REQUESTED: Oil and Grease	EPH	VPH	Nitrate	Sulfate	Alkalinity	Dioxane Methane, Ethane, Ethene				Notes
01MW75-20110411		4/11/11	1255	W	2							X				
01MW13-20110411		↓	1422	1	2							X				

Friedman & Bruya, Inc.
3012 16th Avenue West
Seattle, WA 98119-2029
Ph. (206) 285-8282
Fax (206) 283-5044

	SIGNATURE	PRINT NAME	COMPANY	DATE	TIME
Relinquished by:		Michael Erdahl	Friedman & Bruya	4/12/11	09:30
Received by:	Troy Zehr	Troy Zehr	F.A.	4/12/11	10
Relinquished by:					
Received by:					

AQUATIC RESEARCH INCORPORATED

LABORATORY & CONSULTING SERVICES

3927 AURORA AVENUE NORTH, SEATTLE, WA 98103

PHONE: (206) 632-2715 FAX: (206) 632-2417

CASE FILE NUMBER:	FBI008-19	PAGE 1	
REPORT DATE:	04/27/11		
DATE SAMPLED:	04/15/11	DATE RECEIVED:	04/15/11

FINAL REPORT, LABORATORY ANALYSIS OF SELECTED PARAMETERS ON WATER SAMPLES FROM FRIEDMAN & BRUYA, INC. / PROJECT NO. 104191

CASE NARRATIVE

One water sample was received by the laboratory in good condition and analyzed according to the chain of custody. No difficulties were encountered in the preparation or analysis of this sample. Sample data follows while QA/QC data is contained on subsequent pages.

SAMPLE DATA

SAMPLE ID	ALKALINITY (mgCaCO3/l)	SULFATE (mg/L)	SULFIDE (mg/L)	TOTAL-P (mg/L)	TKN (mg/L)
02MW13-20110414	81.0	12.1	<0.05	0.013	<0.200

SAMPLE ID	TOTAL IRON (mg/L)	NITRATE (mg/L)	NITRITE (mg/L)	HARDNESS (mgCaCO3/l)
02MW13-20110414	<0.100	0.534	<0.002	88.4

AQUATIC RESEARCH INCORPORATED

LABORATORY & CONSULTING SERVICES

3927 AURORA AVENUE NORTH, SEATTLE, WA 98103

PHONE: (206) 632-2715 FAX: (206) 632-2417

CASE FILE NUMBER:	FBI008-19		PAGE 2
REPORT DATE:	04/27/11		
DATE SAMPLED:	04/15/11	DATE RECEIVED:	04/15/11

FINAL REPORT, LABORATORY ANALYSIS OF SELECTED PARAMETERS ON WATER SAMPLES FROM FRIEDMAN & BRUYA, INC. / PROJECT NO. 104191

QA/QC DATA

QC PARAMETER	ALKALINITY (mgCaCO3/l)	SULFATE (mg/L)	SULFIDE (mg/L)	TOTAL-P (mg/L)	TKN (mg/L)
METHOD	SM18 2320B	SM184500SO4E	EPA 376.1	EPA 365.1	EPA 351.1
DATE ANALYZED	04/25/11	04/25/11	04/19/11	04/18/11	04/21/11
DETECTION LIMIT	1.00	1.00	0.05	0.002	0.200
DUPLICATE					
SAMPLE ID	BATCH	BATCH	BATCH	BATCH	BATCH
ORIGINAL	230	13.6	<0.05	0.027	<0.200
DUPLICATE	227	13.3	<0.05	0.028	<0.200
RPD	1.09%	2.39%	NC	3.94%	NC
SPIKE SAMPLE					
SAMPLE ID		BATCH		BATCH	BATCH
ORIGINAL		13.6		0.027	<0.200
SPIKED SAMPLE		23.2		0.073	2.25
SPIKE ADDED		10.0		0.050	2.00
% RECOVERY	NA	96.31%	NA	91.54%	112.25%
QC CHECK					
FOUND	101	9.95		0.091	5.27
TRUE	100	10.0		0.090	5.79
% RECOVERY	100.50%	99.51%	NA	101.56%	91.09%
BLANK	NA	<1.00	<0.05	<0.002	<0.200

RPD = RELATIVE PERCENT DIFFERENCE.
NA = NOT APPLICABLE OR NOT AVAILABLE.
NC = NOT CALCULABLE DUE TO ONE OR MORE VALUES BEING BELOW THE DETECTION LIMIT.
OR = RECOVERY NOT CALCULABLE DUE TO SPIKE SAMPLE OUT OF RANGE OR SPIKE TOO LOW RELATIVE TO SAMPLE CONCENTRATION.

AQUATIC RESEARCH INCORPORATED

LABORATORY & CONSULTING SERVICES

3927 AURORA AVENUE NORTH, SEATTLE, WA 98103

PHONE: (206) 632-2715 FAX: (206) 632-2417

CASE FILE NUMBER:	FBI008-19		PAGE 3
REPORT DATE:	04/27/11		
DATE SAMPLED:	04/15/11	DATE RECEIVED:	04/15/11

FINAL REPORT, LABORATORY ANALYSIS OF SELECTED PARAMETERS ON WATER SAMPLES FROM FRIEDMAN & BRUYA, INC. / PROJECT NO. 104191

QA/QC DATA

QC PARAMETER	TOTAL IRON (mg/L)	NITRATE (mg/L)	NITRITE (mg/L)	HARDNESS (mgCaCO3/l)
METHOD	EPA 200.7	SM184500N03F	EPA 353.2	SM 2340C
DATE ANALYZED	04/20/11	04/15/11	04/15/11	04/25/11
DETECTION LIMIT	0.020	0.010	0.002	2.00
DUPLICATE				
SAMPLE ID	BATCH	BATCH	BATCH	BATCH
ORIGINAL	3.56	0.223	0.003	67.8
DUPLICATE	3.63	0.227	0.003	67.8
RPD	2.00%	1.60%	0.00%	0.00%
SPIKE SAMPLE				
SAMPLE ID	BATCH	BATCH	BATCH	BATCH
ORIGINAL	3.56	0.223	0.003	67.8
SPIKED SAMPLE	12.9	0.420	0.043	87.8
SPIKE ADDED	10.0	0.200	0.040	20.0
% RECOVERY	93.26%	98.51%	100.00%	99.67%
QC CHECK				
FOUND	9.38	0.428	0.040	39.9
TRUE	10.0	0.408	0.040	40.0
% RECOVERY	93.78%	104.87%	100.00%	99.67%
BLANK	<0.020	<0.010	<0.002	<2.00

RPD = RELATIVE PERCENT DIFFERENCE.
NA = NOT APPLICABLE OR NOT AVAILABLE
NC = NOT CALCULABLE DUE TO ONE OR MORE VALUES BEING BELOW THE DETECTION LIMIT
OR = RECOVERY NOT CALCULABLE DUE TO SPIKE SAMPLE OUT OF RANGE OR SPIKE TOO LOW RELATIVE TO SAMPLE CONCENTRATION.

SUBMITTED BY:

Steven Lazoff
Laboratory Director

FB1008.19

SUBCONTRACT SAMPLE CHAIN OF CUSTODY

Send Report To: Michael Erdahl
Company: Friedman and Bruya, Inc.
Address: 3012 16th Ave W
City, State, ZIP: Seattle, WA 98119
Phone #: (206) 285-8282 Fax #: (206) 283-5044

SUBCONTRACTER: Ag. Research
PROJECT NAME/NO.: 104191
PO #: A-974
REMARKS: Please Email Results merdahl@friedmanandbruya.com

Page # 1 of 1

TURNAROUND TIME
☒ Standard (2 Weeks)
☐ RUSH
Rush charges authorized by:

SAMPLE DISPOSAL
☐ Dispose after 30 days
☐ Return samples
☐ Will call with instructions

Sample ID	Lab ID	Date Sampled	Time Sampled	Matrix	# of jars	ANALYSES REQUESTED: Hardness Calcium Cmpnd	Total Phosphorus EPA	Nitrate EPA	Nitrate	Sulfate	Alkalinity	TKN	Sulfide	Total Fe.		Notes
02MW13-20110414		4/15/11	1134	W		X	X	X	X	X	X	X	X	X		

Friedman & Bruya, Inc.
3012 16th Avenue West
Seattle, WA 98119-2029
Ph. (206) 285-8282
Fax (206) 283-5044

	SIGNATURE	PRINT NAME	COMPANY	DATE	TIME
Relinquished by:		Michael Erdahl	Friedman & Bruya	4/15/11	11:00 AM
Received by:		S. Williams	FBR	4/15/11	11:00
Relinquished by:					
Received by:					

104191

SAMPLE CHAIN OF CUSTODY

ME 04/15/11 V4/8 CQS

Page # 1 of 1

Send Report To Tim Brown, cc: Jessica Brown, Audrey Hackett, Pete Kingston, Jennifer Cyr

Company SoundEarth Strategies

Address 2811 Fairview Ave E, Ste. 2000

City, State, ZIP Seattle, WA 98102

Phone # 206.306.1900 Fax # 206.306.1907

SAMPLERS (signature) ATR

PROJECT NAME/NO. Seattle Terminal / 01-600

PO # 0440-004-23

REMARKS

EIM Y / N

TURNAROUND TIME

☐ Standard (2 Weeks)

☐ RUSH

Rush charges authorized by:

SAMPLE DISPOSAL
Dispose of after 30 days

Sample ID	Sample Location	Sample Depth	Lab ID	Date Sampled	Time Sampled	Matrix	# of jars	GRPH by NWTPH-Gx and BTEX by EPA 8021B	DRPH/ORPH by NWTPH-Dx	PCP by EPA 8270D with low detection limits	cVOCs by EPA 8260C	Sulfate by SM184500SO4E	Nitrate by SM184500NO3F, Nitrite by EPA 353.2, Total P by EPA 365.1, Alkalinity by Sm18 2320B	Total Fe by EPA 200.7, Hardness by SM2340C	TKN by EPA 351.1	Sulfide by EPA 376.1	Methane, Ethene, and Ethane by RSK 175	Notes
02mw13 -	20110414	11'-12'	02A	4/14/11	1134	W	13	X	X		X	X	X	X	X	X	X	
02MW14 -	20110414	12'-13'	02A	4/14/11	1304	W	6	X	X		X							

ATR 4/14/11

Friedman & Bruya, Inc.
3012 16th Avenue West
Seattle, WA 98119-2029
Ph. (206) 285-8282
Fax (206) 283-5044

	SIGNATURE	PRINT NAME	COMPANY	DATE	TIME
Relinquished by:		Andrew Leif	SES	4/15/11	0900
Received by:		Nhan Phan	FeBI	4/15/11	0910
Relinquished by:					
Received by:			Samples received at 2 °C		

FRIEDMAN & BRUYA, INC.

ENVIRONMENTAL CHEMISTS

James E. Bruya, Ph.D.
Charlene Morrow, M.S.
Yelena Aravkina, M.S.
Bradley T. Benson, B.S.
Kurt Johnson, B.S.

3012 16th Avenue West
Seattle, WA 98119-2029
TEL: (206) 285-8282
FAX: (206) 283-5044
e-mail: fbi@isomedia.com

April 21, 2011

Tim Brown, Project Manager
SoundEarth Strategies
2811 Fairview Ave. East, Suite 2000
Seattle, WA 98102

Dear Mr. Brown:

Included are the results from the testing of material submitted on April 15, 2011 from the TOC_01-600_20110415 WORFDB5, F&BI 104194 project. There are 6 pages included in this report. Any samples that may remain are currently scheduled for disposal in 30 days. If you would like us to return your samples or arrange for long term storage at our offices, please contact us as soon as possible.

We appreciate this opportunity to be of service to you and hope you will call if you should have any questions.

Sincerely,

FRIEDMAN & BRUYA, INC.



Michael Erdahl
Project Manager

Enclosures
c: Mark Chandler, Jessica Brown, Audrey Hackett, Pete Kingston, Jennifer Cyr
SOU0421R.DOC

CASE NARRATIVE

This case narrative encompasses samples received on April 15, 2011 by Friedman & Bruya, Inc. from the SoundEarth Strategies TOC_01-600_20110415 WORFDB5, F&BI 104194 project. Samples were logged in under the laboratory ID's listed below.

Laboratory ID	SoundEarth Strategies
104194-01	02MW04-20110414
104194-02	02MW12-20110414
104194-03	FD02-20110414

All quality control requirements were acceptable.

Date of Report: 04/21/11
Date Received: 04/15/11
Project: TOC_01-600_20110415 WORFDB5, F&BI 104194
Date Extracted: 04/18/11
Date Analyzed: 04/18/11 and 04/20/11

RESULTS FROM THE ANALYSIS OF WATER SAMPLES FOR BENZENE, TOLUENE, ETHYLBENZENE, XYLENES AND TPH AS GASOLINE USING EPA METHOD 8021B AND NWTPH-Gx

Results Reported as ug/L (ppb)

Sample ID Laboratory ID	Benzene	Toluene	Ethyl Benzene	Total Xylenes	Gasoline Range	Surrogate (% Recovery) (Limit 50-150)
02MW04-20110414 104194-01	22	50	290	370	7,400	124
02MW12-20110414 104194-02 1/40	370	59	810	810	10,000	121
FD02-20110414 104194-03 1/40	380	60	820	810	10,000	121
Method Blank 01-0704 MB	<1	<1	<1	<3	<100	124

Date of Report: 04/21/11
Date Received: 04/15/11
Project: TOC_01-600_20110415 WORFDB5, F&BI 104194
Date Extracted: 04/15/11
Date Analyzed: 04/16/11

RESULTS FROM THE ANALYSIS OF WATER SAMPLES FOR TOTAL PETROLEUM HYDROCARBONS AS DIESEL AND MOTOR OIL USING METHOD NWTPH-Dx

Results Reported as ug/L (ppb)

Sample ID Laboratory ID	Diesel Range (C_{10}-C_{25})	Motor Oil Range (C_{25}-C_{36})	Surrogate (% Recovery) (Limit 50-150)
02MW12-20110414 104194-02	1,400 x	<250	96
FD02-20110414 104194-03	1,100 x	<250	82
Method Blank 01-697 MB	<50	<250	86

Date of Report: 04/21/11
Date Received: 04/15/11
Project: TOC_01-600_20110415 WORFDB5, F&BI 104194

QUALITY ASSURANCE RESULTS FOR THE ANALYSIS OF WATER SAMPLES FOR BENZENE, TOLUENE, ETHYLBENZENE, XYLENES, AND TPH AS GASOLINE USING EPA METHOD 8021B AND NWTPH-Gx

Laboratory Code: 104205-01 (Duplicate)

Analyte	Reporting Units	Sample Result	Duplicate Result	Relative Percent Difference (Limit 20)
Benzene	ug/L (ppb)	<1	<1	nm
Toluene	ug/L (ppb)	<1	<1	nm
Ethylbenzene	ug/L (ppb)	<1	<1	nm
Xylenes	ug/L (ppb)	<3	<3	nm
Gasoline	ug/L (ppb)	510	520	1

Laboratory Code: Laboratory Control Sample

Analyte	Reporting Units	Spike Level	Percent Recovery LCS	Acceptance Criteria
Benzene	ug/L (ppb)	50	112	72-119
Toluene	ug/L (ppb)	50	98	71-113
Ethylbenzene	ug/L (ppb)	50	104	72-114
Xylenes	ug/L (ppb)	150	96	72-113
Gasoline	ug/L (ppb)	1,000	106	70-119

Date of Report: 04/21/11
Date Received: 04/15/11
Project: TOC_01-600_20110415 WORFDB5, F&BI 104194

QUALITY ASSURANCE RESULTS FOR THE ANALYSIS OF WATER SAMPLES FOR TOTAL PETROLEUM HYDROCARBONS AS DIESEL EXTENDED USING METHOD NWTPH-Dx

Laboratory Code: Laboratory Control Sample

Analyte	Reporting Units	Spike Level	Percent Recovery LCS	Percent Recovery LCSD	Acceptance Criteria	RPD (Limit 20)
Diesel Extended	ug/L (ppb)	2,500	98	100	63-142	2

Data Qualifiers & Definitions

a - The analyte was detected at a level less than five times the reporting limit. The RPD results may not provide reliable information on the variability of the analysis.

A1 – More than one compound of similar molecule structure was identified with equal probability.

b - The analyte was spiked at a level that was less than five times that present in the sample. Matrix spike recoveries may not be meaningful.

ca - The calibration results for this range fell outside of acceptance criteria. The value reported is an estimate.

c - The presence of the analyte indicated may be due to carryover from previous sample injections.

d - The sample was diluted. Detection limits may be raised due to dilution.

ds - The sample was diluted. Detection limits are raised due to dilution and surrogate recoveries may not be meaningful.

dv - Insufficient sample was available to achieve normal reporting limits and limits are raised accordingly.

fb - Analyte present in the blank and the sample.

fc – The compound is a common laboratory and field contaminant.

hr - The sample and duplicate were reextracted and reanalyzed. RPD results were still outside of control limits. The variability is attributed to sample inhomogeneity.

ht - Analysis performed outside the method or client-specified holding time requirement.

ip - Recovery fell outside of normal control limits. Compounds in the sample matrix interfered with the quantitation of the analyte.

j – The result is below normal reporting limits. The value reported is an estimate.

J - The internal standard associated with the analyte is out of control limits. The reported concentration is an estimate.

jl - The analyte result in the laboratory control sample is out of control limits. The reported concentration should be considered an estimate.

jr - The rpd result in laboratory control sample associated with the analyte is out of control limits. The reported concentration should be considered an estimate.

js - The surrogate associated with the analyte is out of control limits. The reported concentration should be considered an estimate.

lc - The presence of the compound indicated is likely due to laboratory contamination.

L - The reported concentration was generated from a library search.

nm - The analyte was not detected in one or more of the duplicate analyses. Therefore, calculation of the RPD is not applicable.

pc – The sample was received in a container not approved by the method. The value reported should be considered an estimate.

pr – The sample was received with incorrect preservation. The value reported should be considered an estimate.

ve - Estimated concentration calculated for an analyte response above the valid instrument calibration range. A dilution is required to obtain an accurate quantification of the analyte.

vo - The value reported fell outside the control limits established for this analyte.

x - The sample chromatographic pattern does not resemble the fuel standard used for quantitation.

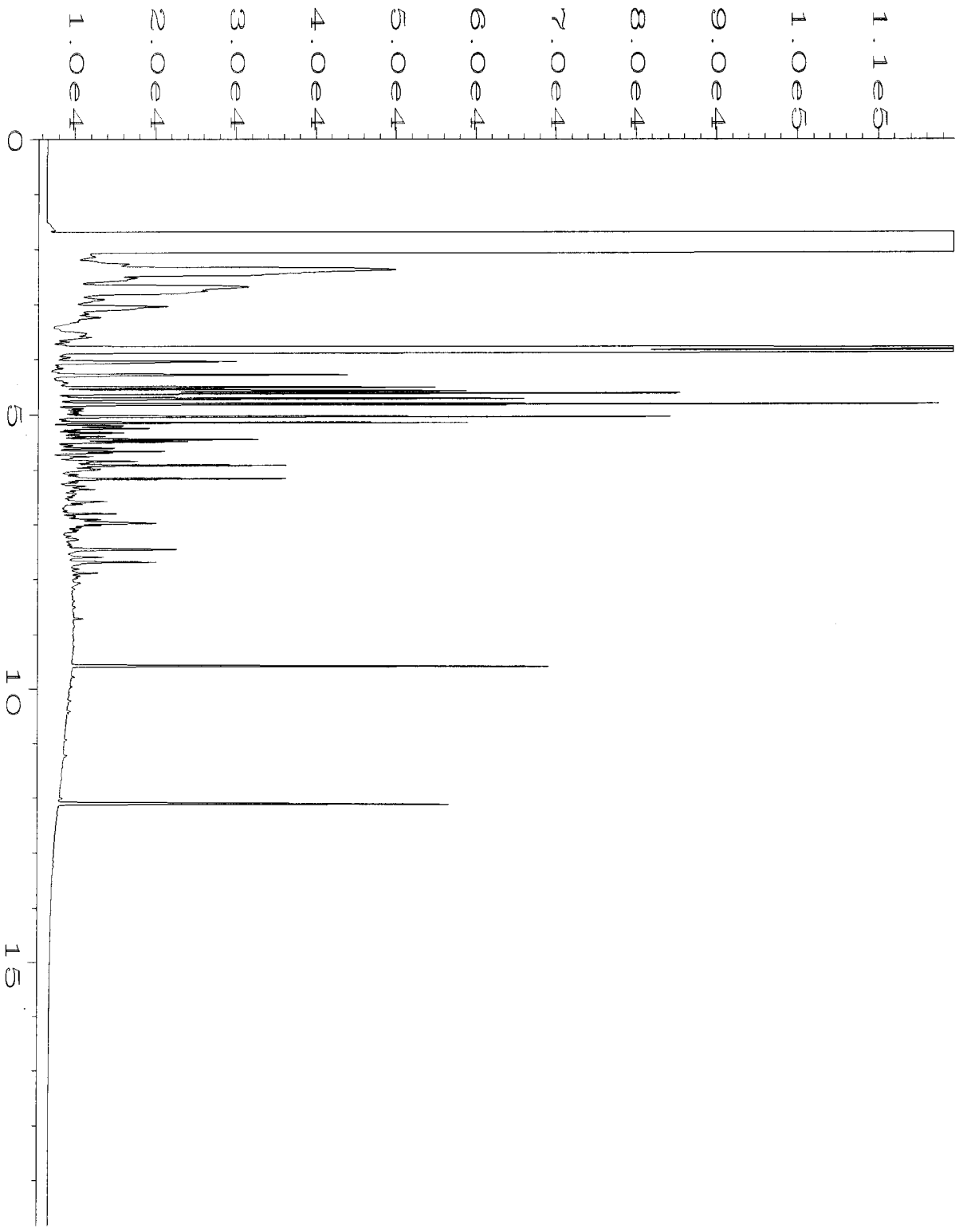

Data File Name	: C:\HPCHEM\1\DATA\04-15-11\036F0801.D		
Operator	: ML	Page Number	: 1
Instrument	: GC1	Vial Number	: 36
Sample Name	: 104194-02	Injection Number	: 1
Run Time Bar Code:		Sequence Line	: 8
Acquired on	: 16 Apr 11 02:31 AM	Instrument Method	: TPHD.MTH
Report Created on:	18 Apr 11 08:57 AM	Analysis Method	: BAKEOUT.MTH

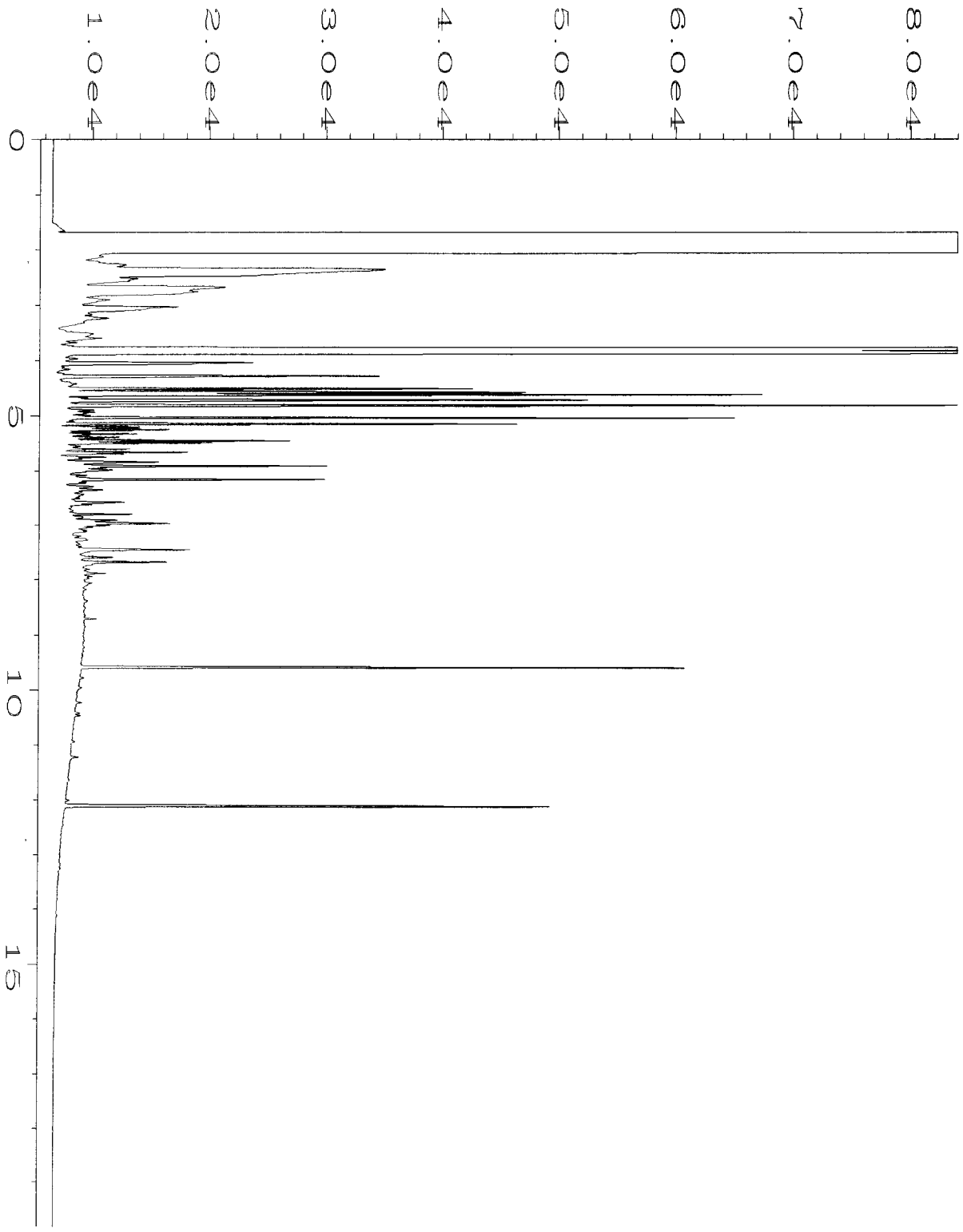

Data File Name : C:\HPCHEM\1\DATA\04-15-11\037F0801.D
Operator : ML
Instrument : GC1
Sample Name : 104194-03
Run Time Bar Code:
Acquired on : 16 Apr 11 02:58 AM
Report Created on: 18 Apr 11 08:57 AM

Page Number : 1
Vial Number : 37
Injection Number : 1
Sequence Line : 8
Instrument Method: TPHD.MTH
Analysis Method : BAKEOUT.MTH

104194

SAMPLE CHAIN OF CUSTODY

ME 04/15/11

V4/COS

Page # 1 of 1

Send Report To Tim Brown, cc: Jessica Brown, Audrey Hackett, Pete Kingston, Jennifer Cyr

Company SoundEarth Strategies

Address 2811 Fairview Ave E, Ste. 2000

City, State, ZIP Seattle, WA 98102

Phone # 206.306.1900 Fax # 206.306.1907

SAMPLERS (signature)	
PROJECT NAME/NO.	PO #
Seattle Terminal / 01-600	0440-004-23
REMARKS	EIM (Y) / N

TURNAROUND TIME

☑ Standard (2 Weeks)

☐ RUSH

Rush charges authorized by:

SAMPLE DISPOSAL

Dispose of after 30 days

Sample ID	Sample Location	Sample Depth	Lab ID	Date Sampled	Time Sampled	Matrix	# of jars	GRPH by NWTPH-Gx and BTEX by EPA 8021B	DRPH/ORPH by NWTPH-Dx	PCP by EPA 8270D with low detection limits	cVOCs by EPA 8260C	Sulfate by SM18450OSO4E	Nitrate by SM18450ONO3F, Nitrite by EPA 353.2, Total P by EPA 365.1, Alkalinity by Sm18 2320B	Total Fe by EPA 200.7, Hardness by SM2340C	TKN by EPA 351.1	Sulfide by EPA 376.1	Methane, Ethene, and Ethane by RSK 175	Notes
02MW04-20110414	02MW04	-	01 A D	04/14/11	1432	Water	4	X	X									Pls DPx on 02MW
02MW12-20110414	02MW12	-	02 A D	04/14/11	1545	Water	4	X	X									
FD02-20110414	-		03 A D	04/14/11	-	Water	4	X	X									

Friedman & Bruya, Inc.
3012 16th Avenue West
Seattle, WA 98119-2029
Ph. (206) 285-8282
Fax (206) 283-5044

SIGNATURE	PRINT NAME	COMPANY	DATE	TIME
Relinquished by:			04/15/11	0400
Received by:	Eric Crum	FB	04/15/11	0910
Relinquished by:				
Received by:				

Samples received at 3 °C

FRIEDMAN & BRUYA, INC.

ENVIRONMENTAL CHEMISTS

James E. Bruya, Ph.D.
Charlene Morrow, M.S.
Yelena Aravkina, M.S.
Bradley T. Benson, B.S.
Kurt Johnson, B.S.

3012 16th Avenue West
Seattle, WA 98119-2029
TEL: (206) 285-8282
FAX: (206) 283-5044
e-mail: fbi@isomedia.com

April 21, 2011

Tim Brown, Project Manager
SoundEarth Strategies
2811 Fairview Ave. East, Suite 2000
Seattle, WA 98102

Dear Mr. Brown:

Included are the results from the testing of material submitted on April 15, 2011 from the TOC_01-600_20110415 WORFDB5, F&BI 104196 project. There are 6 pages included in this report. Any samples that may remain are currently scheduled for disposal in 30 days. If you would like us to return your samples or arrange for long term storage at our offices, please contact us as soon as possible.

We appreciate this opportunity to be of service to you and hope you will call if you should have any questions.

Sincerely,

FRIEDMAN & BRUYA, INC.



Michael Erdahl
Project Manager

Enclosures
c: Mark Chandler, Jessica Brown, Audrey Hackett, Pete Kingston, Jennifer Cyr
SOU0421R.DOC

CASE NARRATIVE

This case narrative encompasses samples received on April 15, 2011 by Friedman & Bruya, Inc. from the SoundEarth Strategies TOC_01-600_20110415 WORFDB5, F&BI 104196 project. Samples were logged in under the laboratory ID's listed below.

Laboratory ID	SoundEarth Strategies
104196-01	02MW08-20110414
104196-02	02MW05-20110414
104196-03	02MW11-20110414

All quality control requirements were acceptable.

Date of Report: 04/21/11
Date Received: 04/15/11
Project: TOC_01-600_20110415 WORFDB5, F&BI 104196
Date Extracted: 04/15/11
Date Analyzed: 04/16/11

RESULTS FROM THE ANALYSIS OF WATER SAMPLES FOR BENZENE, TOLUENE, ETHYLBENZENE, XYLENES AND TPH AS GASOLINE USING EPA METHOD 8021B AND NWTPH-Gx

Results Reported as ug/L (ppb)

Sample ID Laboratory ID	Benzene	Toluene	Ethyl Benzene	Total Xylenes	Gasoline Range	Surrogate (% Recovery) (Limit 52-124)
02MW08-20110414 104196-01	<1	<1	<1	<3	<100	60
02MW05-20110414 104196-02	<1	1.4	<1	<3	<100	77
02MW11-20110414 104196-03	<1	1.7	<1	<3	330	71
Method Blank 01-698 MB	<1	<1	<1	<3	<100	124

Date of Report: 04/21/11
Date Received: 04/15/11
Project: TOC_01-600_20110415 WORFDB5, F&BI 104196
Date Extracted: 04/18/11
Date Analyzed: 04/18/11

RESULTS FROM THE ANALYSIS OF WATER SAMPLES FOR TOTAL PETROLEUM HYDROCARBONS AS DIESEL AND MOTOR OIL USING METHOD NWTPH-Dx

Results Reported as ug/L (ppb)

Sample ID Laboratory ID	Diesel Range (C_{10}-C_{25})	Motor Oil Range (C_{25}-C_{36})	Surrogate (% Recovery) (Limit 51-134)
02MW08-20110414 104196-01	<50	<250	99
02MW05-20110414 104196-02	110 x	<250	92
02MW11-20110414 104196-03	200 x	<250	89
Method Blank 01-706 MB	<50	<250	96

Date of Report: 04/21/11
Date Received: 04/15/11
Project: TOC_01-600_20110415 WORFDB5, F&BI 104196

QUALITY ASSURANCE RESULTS FOR THE ANALYSIS OF WATER SAMPLES FOR BENZENE, TOLUENE, ETHYLBENZENE, XYLENES, AND TPH AS GASOLINE USING EPA METHOD 8021B AND NWTPH-Gx

Laboratory Code: 104197-01 (Duplicate)

Analyte	Reporting Units	Sample Result	Duplicate Result	Relative Percent Difference (Limit 20)
Benzene	ug/L (ppb)	<1	<1	nm
Toluene	ug/L (ppb)	<1	<1	nm
Ethylbenzene	ug/L (ppb)	<1	<1	nm
Xylenes	ug/L (ppb)	<3	<3	nm
Gasoline	ug/L (ppb)	<100	<100	nm

Laboratory Code: Laboratory Control Sample

Analyte	Reporting Units	Spike Level	Percent Recovery LCS	Acceptance Criteria
Benzene	ug/L (ppb)	50	91	65-118
Toluene	ug/L (ppb)	50	84	72-122
Ethylbenzene	ug/L (ppb)	50	76	73-126
Xylenes	ug/L (ppb)	150	79	74-118
Gasoline	ug/L (ppb)	1,000	98	69-134

Date of Report: 04/21/11
Date Received: 04/15/11
Project: TOC_01-600_20110415 WORFDB5, F&BI 104196

QUALITY ASSURANCE RESULTS FOR THE ANALYSIS OF WATER SAMPLES FOR TOTAL PETROLEUM HYDROCARBONS AS DIESEL EXTENDED USING METHOD NWTPH-Dx

Laboratory Code: Laboratory Control Sample

Analyte	Reporting Units	Spike Level	Percent Recovery LCS	Percent Recovery LCSD	Acceptance Criteria	RPD (Limit 20)
Diesel Extended	ug/L (ppb)	2,500	97	101	58-134	4

Data Qualifiers & Definitions

a - The analyte was detected at a level less than five times the reporting limit. The RPD results may not provide reliable information on the variability of the analysis.

A1 – More than one compound of similar molecule structure was identified with equal probability.

b - The analyte was spiked at a level that was less than five times that present in the sample. Matrix spike recoveries may not be meaningful.

ca - The calibration results for this range fell outside of acceptance criteria. The value reported is an estimate.

c - The presence of the analyte indicated may be due to carryover from previous sample injections.

d - The sample was diluted. Detection limits may be raised due to dilution.

ds - The sample was diluted. Detection limits are raised due to dilution and surrogate recoveries may not be meaningful.

dv - Insufficient sample was available to achieve normal reporting limits and limits are raised accordingly.

fb - Analyte present in the blank and the sample.

fc – The compound is a common laboratory and field contaminant.

hr - The sample and duplicate were reextracted and reanalyzed. RPD results were still outside of control limits. The variability is attributed to sample inhomogeneity.

ht - Analysis performed outside the method or client-specified holding time requirement.

ip - Recovery fell outside of normal control limits. Compounds in the sample matrix interfered with the quantitation of the analyte.

j – The result is below normal reporting limits. The value reported is an estimate.

J - The internal standard associated with the analyte is out of control limits. The reported concentration is an estimate.

jl - The analyte result in the laboratory control sample is out of control limits. The reported concentration should be considered an estimate.

jr - The rpd result in laboratory control sample associated with the analyte is out of control limits. The reported concentration should be considered an estimate.

js - The surrogate associated with the analyte is out of control limits. The reported concentration should be considered an estimate.

lc - The presence of the compound indicated is likely due to laboratory contamination.

L - The reported concentration was generated from a library search.

nm - The analyte was not detected in one or more of the duplicate analyses. Therefore, calculation of the RPD is not applicable.

pc – The sample was received in a container not approved by the method. The value reported should be considered an estimate.

pr – The sample was received with incorrect preservation. The value reported should be considered an estimate.

ve - Estimated concentration calculated for an analyte response above the valid instrument calibration range. A dilution is required to obtain an accurate quantification of the analyte.

vo - The value reported fell outside the control limits established for this analyte.

x - The sample chromatographic pattern does not resemble the fuel standard used for quantitation.



Data File Name	: C:\HPCHEM\6\DATA\04-18-11\021F0601.D		
Operator	: ML	Page Number	: 1
Instrument	: GC #6	Vial Number	: 21
Sample Name	: 104196-01	Injection Number	: 1
Run Time Bar Code:		Sequence Line	: 6
Acquired on	: 18 Apr 11 06:14 PM	Instrument Method	: TPHD.MTH
Report Created on	: 19 Apr 11 08:59 AM	Analysis Method	: END.MTH



Data File Name	: C:\HPCHEM\6\DATA\04-18-11\022F0601.D		
Operator	: ML	Page Number	: 1
Instrument	: GC #6	Vial Number	: 22
Sample Name	: 104196-02	Injection Number	: 1
Run Time Bar Code:		Sequence Line	: 6
Acquired on	: 18 Apr 11 06:39 PM	Instrument Method	: TPHD.MTH
Report Created on	: 19 Apr 11 08:59 AM	Analysis Method	: END.MTH



Data File Name	: C:\HPCHEM\6\DATA\04-18-11\023F0601.D		
Operator	: ML	Page Number	: 1
Instrument	: GC #6	Vial Number	: 23
Sample Name	: 104196-03	Injection Number	: 1
Run Time Bar Code:		Sequence Line	: 6
Acquired on	: 18 Apr 11 07:05 PM	Instrument Method	: TPHD.MTH
Report Created on	: 19 Apr 11 08:59 AM	Analysis Method	: END.MTH

104196

SAMPLE CHAIN OF CUSTODY ME 04/15/11 v4/cos

Page # 1 of 1

Send Report To Tim Brown, cc: Jessica Brown, Audrey Hackett, Pete Kingston, Jennifer Cyr

Company SoundEarth Strategies

Address 2811 Fairview Ave E, Ste. 2000

City, State, ZIP Seattle, WA 98102

Phone # 206.306.1900 Fax # 206.306.1907

SAMPLERS (signature)

PROJECT NAME/NO. Seattle Terminal / 01-600

PO # 0440-004-22 23

REMARKS

EIM Y / N

TURNAROUND TIME

☑ Standard (2 Weeks)

☐ RUSH

Rush charges authorized by:

SAMPLE DISPOSAL
Dispose of after 30 days

Sample ID	Sample Location	Sample Depth	Lab ID	Date Sampled	Time Sampled	Matrix	# of jars	GRPH by NWTPH-Gx and BTEX by EPA 8021B	DRPH/ORPH by NWTPH-Dx	PCP by EPA 8270D with low detection limits	cVOCs by EPA 8260C	Sulfate by SM18450SO4E	Nitrate by SM184500NO3F, Nitrite by EPA 353.2, Total P by EPA 365.1, Alkalinity by Sm18 2320B	Total Fe by EPA 200.7, Hardness by SM2340C	TKN by EPA 351.1	Sulfide by EPA 376.1	Methane, Ethene, and Ethane by RSK 175	Notes
02MW08-20110414	02MW08	17	01 AD	4/14/11	1225	W	4	X	X									
02MW05-20110414	02MW05	19	02 AD	"	1425		4	X	X									
02MW11-20110414	02MW11	8	03 AD	"	1612		4	X	X									
				CE 4/14/11														

Friedman & Bruya, Inc.
3012 16th Avenue West
Seattle, WA 98119-2029
Ph. (206) 285-8282
Fax (206) 283-5044

	SIGNATURE	PRINT NAME	COMPANY	DATE	TIME
Relinquished by:		Andrea Lilyegren	SEI	4/15/11	0900
Received by:		Eric Young	FRB	4/15/11	0900
Relinquished by:					
Received by:			Samples received at 2 °C		

FRIEDMAN & BRUYA, INC.

ENVIRONMENTAL CHEMISTS

James E. Bruya, Ph.D.
Charlene Morrow, M.S.
Yelena Aravkina, M.S.
Bradley T. Benson, B.S.
Kurt Johnson, B.S.

3012 16th Avenue West
Seattle, WA 98119-2029
TEL: (206) 285-8282
FAX: (206) 283-5044
e-mail: fbi@isomedia.com

April 20, 2011

Tim Brown, Project Manager
SoundEarth Strategies
2811 Fairview Ave. East, Suite 2000
Seattle, WA 98102

Dear Mr. Brown:

Included are the results from the testing of material submitted on April 15, 2011 from the TOC_01-600_20110415 WORFDB5, F&BI 104198 project. There are 6 pages included in this report. Any samples that may remain are currently scheduled for disposal in 30 days. If you would like us to return your samples or arrange for long term storage at our offices, please contact us as soon as possible.

We appreciate this opportunity to be of service to you and hope you will call if you should have any questions.

Sincerely,

FRIEDMAN & BRUYA, INC.



Michael Erdahl
Project Manager

Enclosures
c: Mark Chandler, Jessica Brown, Audrey Hackett, Pete Kingston, Jennifer Cyr
SOU0420R.DOC

CASE NARRATIVE

This case narrative encompasses samples received on April 15, 2011 by Friedman & Bruya, Inc. from the SoundEarth Strategies TOC_01-600_20110415 WORFDB5, F&BI 104198 project. Samples were logged in under the laboratory ID's listed below.

Laboratory ID	SoundEarth Strategies
104198-01	02MW07-20110414

All quality control requirements were acceptable.

Date of Report: 04/20/11
Date Received: 04/15/11
Project: TOC_01-600_20110415 WORFDB5, F&BI 104198
Date Extracted: 04/18/11
Date Analyzed: 04/18/11

RESULTS FROM THE ANALYSIS OF WATER SAMPLES FOR BENZENE, TOLUENE, ETHYLBENZENE, XYLENES AND TPH AS GASOLINE USING EPA METHOD 8021B AND NWTPH-Gx

Results Reported as ug/L (ppb)

Sample ID Laboratory ID	Benzene	Toluene	Ethyl Benzene	Total Xylenes	Gasoline Range	Surrogate (% Recovery) (Limit 50-150)
02MW07-20110414 104198-01	<1	<1	<1	<3	<100	122
Method Blank 01-0704 MB	<1	<1	<1	<3	<100	124

Date of Report: 04/20/11
Date Received: 04/15/11
Project: TOC_01-600_20110415 WORFDB5, F&BI 104198
Date Extracted: 04/18/11
Date Analyzed: 04/18/11

RESULTS FROM THE ANALYSIS OF WATER SAMPLES FOR TOTAL PETROLEUM HYDROCARBONS AS DIESEL AND MOTOR OIL USING METHOD NWTPH-Dx

Results Reported as ug/L (ppb)

Sample ID Laboratory ID	Diesel Range (C_{10}-C_{25})	Motor Oil Range (C_{25}-C_{36})	Surrogate (% Recovery) (Limit 50-150)
02MW07-20110414 104198-01	<50	<250	97
Method Blank 01-699 MB	<50	<250	88

Date of Report: 04/20/11
Date Received: 04/15/11
Project: TOC_01-600_20110415 WORFDB5, F&BI 104198

QUALITY ASSURANCE RESULTS FOR THE ANALYSIS OF WATER SAMPLES FOR BENZENE, TOLUENE, ETHYLBENZENE, XYLENES, AND TPH AS GASOLINE USING EPA METHOD 8021B AND NWTPH-Gx

Laboratory Code: 104205-01 (Duplicate)

Analyte	Reporting Units	Sample Result	Duplicate Result	Relative Percent Difference (Limit 20)
Benzene	ug/L (ppb)	<1	<1	nm
Toluene	ug/L (ppb)	<1	<1	nm
Ethylbenzene	ug/L (ppb)	<1	<1	nm
Xylenes	ug/L (ppb)	<3	<3	nm
Gasoline	ug/L (ppb)	510	520	1

Laboratory Code: Laboratory Control Sample

Analyte	Reporting Units	Spike Level	Percent Recovery LCS	Acceptance Criteria
Benzene	ug/L (ppb)	50	112	72-119
Toluene	ug/L (ppb)	50	98	71-113
Ethylbenzene	ug/L (ppb)	50	104	72-114
Xylenes	ug/L (ppb)	150	96	72-113
Gasoline	ug/L (ppb)	1,000	106	70-119

Date of Report: 04/20/11
Date Received: 04/15/11
Project: TOC_01-600_20110415 WORFDB5, F&BI 104198

QUALITY ASSURANCE RESULTS FOR THE ANALYSIS OF WATER SAMPLES FOR TOTAL PETROLEUM HYDROCARBONS AS DIESEL EXTENDED USING METHOD NWTPH-Dx

Laboratory Code: Laboratory Control Sample

Analyte	Reporting Units	Spike Level	Percent Recovery LCS	Percent Recovery LCSD	Acceptance Criteria	RPD (Limit 20)
Diesel Extended	ug/L (ppb)	2,500	102	109	63-142	7

Data Qualifiers & Definitions

a - The analyte was detected at a level less than five times the reporting limit. The RPD results may not provide reliable information on the variability of the analysis.

A1 – More than one compound of similar molecule structure was identified with equal probability.

b - The analyte was spiked at a level that was less than five times that present in the sample. Matrix spike recoveries may not be meaningful.

ca - The calibration results for this range fell outside of acceptance criteria. The value reported is an estimate.

c - The presence of the analyte indicated may be due to carryover from previous sample injections.

d - The sample was diluted. Detection limits may be raised due to dilution.

ds - The sample was diluted. Detection limits are raised due to dilution and surrogate recoveries may not be meaningful.

dv - Insufficient sample was available to achieve normal reporting limits and limits are raised accordingly.

fb - Analyte present in the blank and the sample.

fc – The compound is a common laboratory and field contaminant.

hr - The sample and duplicate were reextracted and reanalyzed. RPD results were still outside of control limits. The variability is attributed to sample inhomogeneity.

ht - Analysis performed outside the method or client-specified holding time requirement.

ip - Recovery fell outside of normal control limits. Compounds in the sample matrix interfered with the quantitation of the analyte.

j – The result is below normal reporting limits. The value reported is an estimate.

J - The internal standard associated with the analyte is out of control limits. The reported concentration is an estimate.

jl - The analyte result in the laboratory control sample is out of control limits. The reported concentration should be considered an estimate.

jr - The rpd result in laboratory control sample associated with the analyte is out of control limits. The reported concentration should be considered an estimate.

js - The surrogate associated with the analyte is out of control limits. The reported concentration should be considered an estimate.

lc - The presence of the compound indicated is likely due to laboratory contamination.

L - The reported concentration was generated from a library search.

nm - The analyte was not detected in one or more of the duplicate analyses. Therefore, calculation of the RPD is not applicable.

pc – The sample was received in a container not approved by the method. The value reported should be considered an estimate.

pr – The sample was received with incorrect preservation. The value reported should be considered an estimate.

ve - Estimated concentration calculated for an analyte response above the valid instrument calibration range. A dilution is required to obtain an accurate quantification of the analyte.

vo - The value reported fell outside the control limits established for this analyte.

x - The sample chromatographic pattern does not resemble the fuel standard used for quantitation.



Data File Name : C:\HPCHEM\1\DATA\04-18-11\020F0501.D
Operator : ML
Instrument : GC1
Sample Name : 104198-01
Run Time Bar Code:
Acquired on : 18 Apr 11 06:38 PM
Report Created on: 19 Apr 11 09:39 AM

Page Number : 1
Vial Number : 20
Injection Number : 1
Sequence Line : 5
Instrument Method: TPHD.MTH
Analysis Method : BAKEOUT.MTH

104198

SAMPLE CHAIN OF CUSTODY

ME 04/15/11 V4/C05

Page # 1 of 1

Send Report To Tim Brown, cc: Jessica Brown, Audrey Hackett, Pete Kingston, Jennifer Cyr

Company SoundEarth Strategies

Address 2811 Fairview Ave E, Ste. 2000

City, State, ZIP Seattle, WA 98102

Phone # 206.306.1900 Fax # 206.306.1907

SAMPLERS (signature)	
BAC	
PROJECT NAME/NO.	PO #
Seattle Terminal / 01-600	0440-004-23
REMARKS	EIM Y / N

TURNAROUND TIME

☑ Standard (2 Weeks)

☐ RUSH

Rush charges authorized by:

SAMPLE DISPOSAL

Dispose of after 30 days

Sample ID	Sample Location	Sample Depth	Lab ID	Date Sampled	Time Sampled	Matrix	# of jars	GRPH by NWTPH-Gx and BTEX by EPA 8021B	DRPH/ORPH by NWTPH-Dx	PCP by EPA 8270D with low detection limits	cVOCs by EPA 8260C	Sulfate by SM18450SO4E	Nitrate by SM184500NO3F, Nitrite by EPA 353.2, Total P by EPA 365.1, Alkalinity by Sm18 2320B	Total Fe by EPA 200.7, Hardness by SM2340C	TKN by EPA 351.1	Sulfide by EPA 376.1	Methane, Ethene, and Ethane by RSK 175	Notes
OZMW07-20110415	OZMW07	7	01AD	4/14/11	1210	W	4											

BAC 4/14/11

Friedman & Bruya, Inc.
3012 16th Avenue West
Seattle, WA 98119-2029
Ph. (206) 285-8282
Fax (206) 283-5044

	SIGNATURE	PRINT NAME	COMPANY	DATE	TIME
Relinquished ~~by~~:		Jessica Brown	SES	4/15/11	0900
Received by:	[signature]	Nham Pham	FBI	4/15/11	0910
Relinquished by:					
Received by:			Samples received at 2 °C		

FRIEDMAN & BRUYA, INC.

ENVIRONMENTAL CHEMISTS

James E. Bruya, Ph.D.
Charlene Morrow, M.S.
Yelena Aravkina, M.S.
Bradley T. Benson, B.S.
Kurt Johnson, B.S.

3012 16th Avenue West
Seattle, WA 98119-2029
TEL: (206) 285-8282
FAX: (206) 283-5044
e-mail: fbi@isomedia.com

April 20, 2011

Tim Brown, Project Manager
SoundEarth Strategies
2811 Fairview Ave. East, Suite 2000
Seattle, WA 98102

Dear Mr. Brown:

Included are the results from the testing of material submitted on April 15, 2011 from the TOC_01-600_20110415 WORFDB5, F&BI 104203 project. There are 6 pages included in this report. Any samples that may remain are currently scheduled for disposal in 30 days. If you would like us to return your samples or arrange for long term storage at our offices, please contact us as soon as possible.

We appreciate this opportunity to be of service to you and hope you will call if you should have any questions.

Sincerely,

FRIEDMAN & BRUYA, INC.



Michael Erdahl
Project Manager

Enclosures
c: Mark Chandler, Jessica Brown, Audrey Hackett, Pete Kingston, Jennifer Cyr
SOU0420R.DOC

CASE NARRATIVE

This case narrative encompasses samples received on April 15, 2011 by Friedman & Bruya, Inc. from the SoundEarth Strategies TOC_01-600_20110415 WORFDB5, F&BI 104203 project. Samples were logged in under the laboratory ID's listed below.

Laboratory ID	SoundEarth Strategies
104203-01	02MW02-20110415

All quality control requirements were acceptable.

Date of Report: 04/20/11
Date Received: 04/15/11
Project: TOC_01-600_20110415 WORFDB5, F&BI 104203
Date Extracted: 04/18/11
Date Analyzed: 04/18/11

RESULTS FROM THE ANALYSIS OF WATER SAMPLES FOR BENZENE, TOLUENE, ETHYLBENZENE, XYLENES AND TPH AS GASOLINE USING EPA METHOD 8021B AND NWTPH-Gx

Results Reported as ug/L (ppb)

Sample ID Laboratory ID	Benzene	Toluene	Ethyl Benzene	Total Xylenes	Gasoline Range	Surrogate (% Recovery) (Limit 50-150)
02MW02-20110415 104203-01	<1	<1	<1	<3	<100	121
Method Blank 01-0704 MB	<1	<1	<1	<3	<100	124

Date of Report: 04/20/11
Date Received: 04/15/11
Project: TOC_01-600_20110415 WORFDB5, F&BI 104203
Date Extracted: 04/18/11
Date Analyzed: 04/18/11

RESULTS FROM THE ANALYSIS OF WATER SAMPLES FOR TOTAL PETROLEUM HYDROCARBONS AS DIESEL AND MOTOR OIL USING METHOD NWTPH-Dx

Results Reported as ug/L (ppb)

Sample ID Laboratory ID	Diesel Range (C_{10}-C_{25})	Motor Oil Range (C_{25}-C_{36})	Surrogate (% Recovery) (Limit 50-150)
02MW02-20110415 104203-01	51 x	<250	92
Method Blank 01-699 MB	<50	<250	88

Date of Report: 04/20/11
Date Received: 04/15/11
Project: TOC_01-600_20110415 WORFDB5, F&BI 104203

QUALITY ASSURANCE RESULTS FOR THE ANALYSIS OF WATER SAMPLES FOR BENZENE, TOLUENE, ETHYLBENZENE, XYLENES, AND TPH AS GASOLINE USING EPA METHOD 8021B AND NWTPH-Gx

Laboratory Code: 104205-01 (Duplicate)

Analyte	Reporting Units	Sample Result	Duplicate Result	Relative Percent Difference (Limit 20)
Benzene	ug/L (ppb)	<1	<1	nm
Toluene	ug/L (ppb)	<1	<1	nm
Ethylbenzene	ug/L (ppb)	<1	<1	nm
Xylenes	ug/L (ppb)	<3	<3	nm
Gasoline	ug/L (ppb)	510	520	1

Laboratory Code: Laboratory Control Sample

Analyte	Reporting Units	Spike Level	Percent Recovery LCS	Acceptance Criteria
Benzene	ug/L (ppb)	50	112	72-119
Toluene	ug/L (ppb)	50	98	71-113
Ethylbenzene	ug/L (ppb)	50	104	72-114
Xylenes	ug/L (ppb)	150	96	72-113
Gasoline	ug/L (ppb)	1,000	106	70-119

Date of Report: 04/20/11
Date Received: 04/15/11
Project: TOC_01-600_20110415 WORFDB5, F&BI 104203

QUALITY ASSURANCE RESULTS FOR THE ANALYSIS OF WATER SAMPLES FOR TOTAL PETROLEUM HYDROCARBONS AS DIESEL EXTENDED USING METHOD NWTPH-Dx

Laboratory Code: Laboratory Control Sample

Analyte	Reporting Units	Spike Level	Percent Recovery LCS	Percent Recovery LCSD	Acceptance Criteria	RPD (Limit 20)
Diesel Extended	ug/L (ppb)	2,500	102	109	63-142	7

Data Qualifiers & Definitions

a - The analyte was detected at a level less than five times the reporting limit. The RPD results may not provide reliable information on the variability of the analysis.

A1 – More than one compound of similar molecule structure was identified with equal probability.

b - The analyte was spiked at a level that was less than five times that present in the sample. Matrix spike recoveries may not be meaningful.

ca - The calibration results for this range fell outside of acceptance criteria. The value reported is an estimate.

c - The presence of the analyte indicated may be due to carryover from previous sample injections.

d - The sample was diluted. Detection limits may be raised due to dilution.

ds - The sample was diluted. Detection limits are raised due to dilution and surrogate recoveries may not be meaningful.

dv - Insufficient sample was available to achieve normal reporting limits and limits are raised accordingly.

fb - Analyte present in the blank and the sample.

fc – The compound is a common laboratory and field contaminant.

hr - The sample and duplicate were reextracted and reanalyzed. RPD results were still outside of control limits. The variability is attributed to sample inhomogeneity.

ht - Analysis performed outside the method or client-specified holding time requirement.

ip - Recovery fell outside of normal control limits. Compounds in the sample matrix interfered with the quantitation of the analyte.

j – The result is below normal reporting limits. The value reported is an estimate.

J - The internal standard associated with the analyte is out of control limits. The reported concentration is an estimate.

jl - The analyte result in the laboratory control sample is out of control limits. The reported concentration should be considered an estimate.

jr - The rpd result in laboratory control sample associated with the analyte is out of control limits. The reported concentration should be considered an estimate.

js - The surrogate associated with the analyte is out of control limits. The reported concentration should be considered an estimate.

lc - The presence of the compound indicated is likely due to laboratory contamination.

L - The reported concentration was generated from a library search.

nm - The analyte was not detected in one or more of the duplicate analyses. Therefore, calculation of the RPD is not applicable.

pc – The sample was received in a container not approved by the method. The value reported should be considered an estimate.

pr – The sample was received with incorrect preservation. The value reported should be considered an estimate.

ve - Estimated concentration calculated for an analyte response above the valid instrument calibration range. A dilution is required to obtain an accurate quantification of the analyte.

vo - The value reported fell outside the control limits established for this analyte.

x - The sample chromatographic pattern does not resemble the fuel standard used for quantitation.

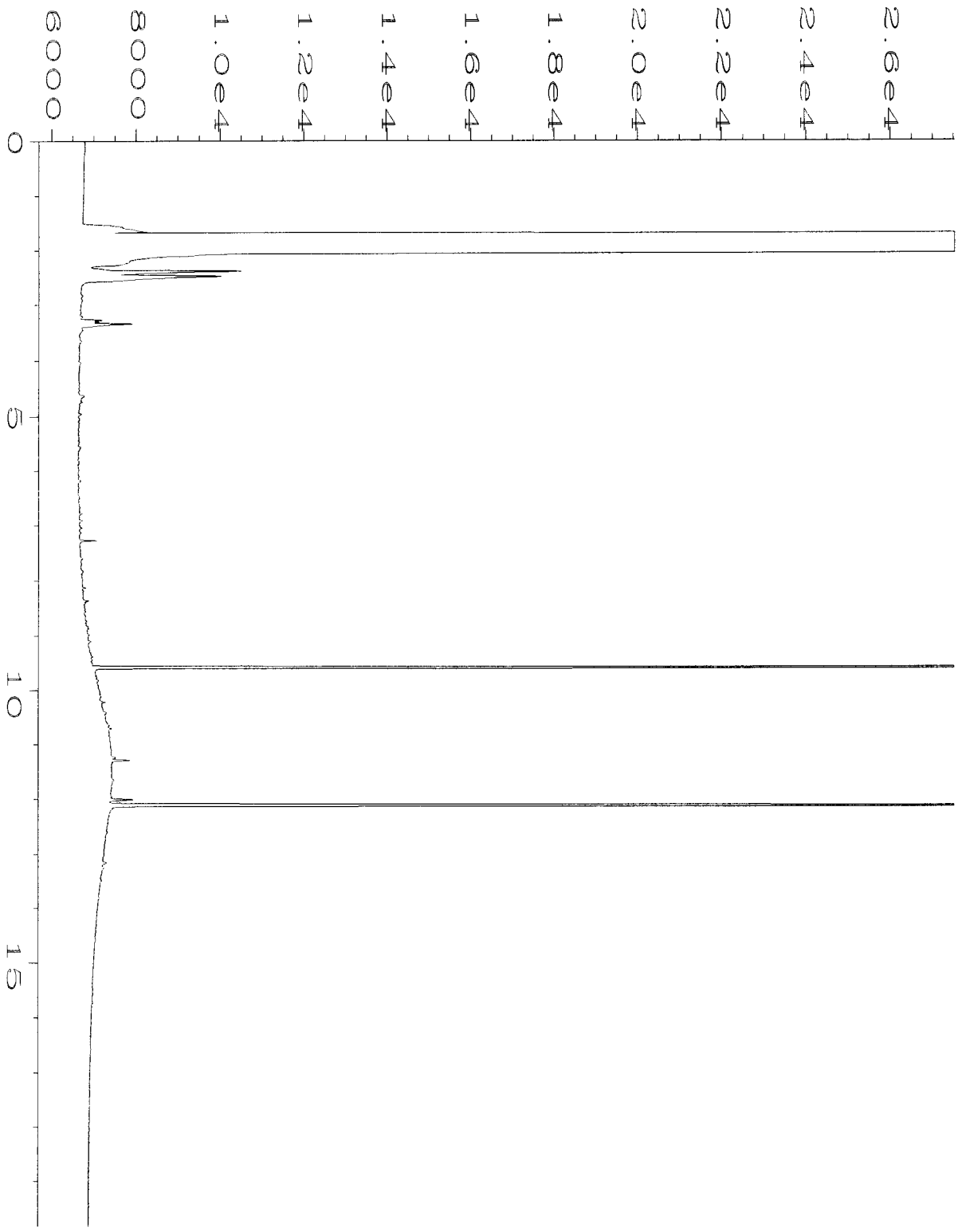

Data File Name	: C:\HPCHEM\1\DATA\04-18-11\022F0501.D		
Operator	: ML	Page Number	: 1
Instrument	: GC1	Vial Number	: 22
Sample Name	: 104203-01	Injection Number	: 1
Run Time Bar Code:		Sequence Line	: 5
Acquired on	: 18 Apr 11 07:32 PM	Instrument Method	: TPHD.MTH
Report Created on	: 19 Apr 11 09:40 AM	Analysis Method	: BAKEOUT.MTH

104203

SAMPLE CHAIN OF CUSTODY

ME 04/15/11

V3/C05

Page # 1 of 1

Send Report To Tim Brown, cc: Jessica Brown, Audrey Hackett, Pete Kingston, Jennifer Cyr

Company SoundEarth Strategies

Address 2811 Fairview Ave E, Ste. 2000

City, State, ZIP Seattle, WA 98102

Phone # 206.306.1900 Fax # 206.306.1907

SAMPLERS (signature)	
BAC	
PROJECT NAME/NO.	PO #
Seattle Terminal / 01-600	0440-004-23
REMARKS	EIM Y / N

TURNAROUND TIME

☑ Standard (2 Weeks)

☐ RUSH

Rush charges authorized by:

SAMPLE DISPOSAL

Dispose of after 30 days

Sample ID	Sample Location	Sample Depth	Lab ID	Date Sampled	Time Sampled	Matrix	# of jars	GRPH by NWTPH-Gx and BTEX by EPA 8021B	DRPH/ORPH by NWTPH-Dx	PCP by EPA 8270D with low detection limits	cVOCs by EPA 8260C	Sulfate by SM184500SO4E	Nitrate by SM184500NO3F, Nitrite by EPA 353.2, Total P by EPA 365.1, Alkalinity by Sm18 2320B	Total Fe by EPA 200.7, Hardness by SM2340C	TKN by EPA 351.1	Sulfide by EPA 376.1	Methane, Ethene, and Ethane by RSK 175	Notes
02MW02-20110415	02MW02	7.5	01A-D	20110415	0918	Water		✓	✓	—			—					—

GAC Elizabeth A. Copeland 20110415

Friedman & Bruya, Inc. 3012 16th Avenue West Seattle, WA 98119-2029 Ph. (206) 285-8282 Fax (206) 283-5044	SIGNATURE	PRINT NAME	COMPANY	DATE	TIME
	Relinquished by: Elizabeth A. Copeland	Elizabeth A. Copeland	SES	4-15-11	1335
	Received by:	Khan Phan	FrBI	4/15/11	1335
	Relinquished by:				
	Received by:		Samples received at	4 °C	

FRIEDMAN & BRUYA, INC.

ENVIRONMENTAL CHEMISTS

James E. Bruya, Ph.D.
Charlene Morrow, M.S.
Yelena Aravkina, M.S.
Bradley T. Benson, B.S.
Kurt Johnson, B.S.

3012 16th Avenue West
Seattle, WA 98119-2029
TEL: (206) 285-8282
FAX: (206) 283-5044
e-mail: fbi@isomedia.com

April 20, 2011

Tim Brown, Project Manager
SoundEarth Strategies
2811 Fairview Ave. East, Suite 2000
Seattle, WA 98102

Dear Mr. Brown:

Included are the results from the testing of material submitted on April 15, 2011 from the TOC_01-600_20110415 WORFDB5, F&BI 104207 project. There are 6 pages included in this report. Any samples that may remain are currently scheduled for disposal in 30 days. If you would like us to return your samples or arrange for long term storage at our offices, please contact us as soon as possible.

We appreciate this opportunity to be of service to you and hope you will call if you should have any questions.

Sincerely,

FRIEDMAN & BRUYA, INC.



Michael Erdahl
Project Manager

Enclosures
c: Mark Chandler, Jessica Brown, Audrey Hackett, Pete Kingston, Jennifer Cyr
SOU0420R.DOC

CASE NARRATIVE

This case narrative encompasses samples received on April 15, 2011 by Friedman & Bruya, Inc. from the SoundEarth Strategies TOC_01-600_20110415 WORFDB5, F&BI 104207 project. Samples were logged in under the laboratory ID's listed below.

Laboratory ID	SoundEarth Strategies
104207-01	02MW06-20110415

All quality control requirements were acceptable.

Date of Report: 04/20/11
Date Received: 04/15/11
Project: TOC_01-600_20110415 WORFDB5, F&BI 104207
Date Extracted: 04/18/11
Date Analyzed: 04/18/11

RESULTS FROM THE ANALYSIS OF WATER SAMPLES FOR BENZENE, TOLUENE, ETHYLBENZENE, XYLENES AND TPH AS GASOLINE USING EPA METHOD 8021B AND NWTPH-Gx

Results Reported as ug/L (ppb)

Sample ID Laboratory ID	Benzene	Toluene	Ethyl Benzene	Total Xylenes	Gasoline Range	Surrogate (% Recovery) (Limit 50-150)
02MW06-20110415 104207-01	<1	<1	<1	<3	<100	123
Method Blank 01-0704 MB	<1	<1	<1	<3	<100	124

Date of Report: 04/20/11
Date Received: 04/15/11
Project: TOC_01-600_20110415 WORFDB5, F&BI 104207
Date Extracted: 04/18/11
Date Analyzed: 04/18/11

RESULTS FROM THE ANALYSIS OF WATER SAMPLES FOR TOTAL PETROLEUM HYDROCARBONS AS DIESEL AND MOTOR OIL USING METHOD NWTPH-Dx

Results Reported as ug/L (ppb)

Sample ID Laboratory ID	Diesel Range (C_{10}-C_{25})	Motor Oil Range (C_{25}-C_{36})	Surrogate (% Recovery) (Limit 51-134)
02MW06-20110415 104207-01	140 x	<250	99
Method Blank 01-706 MB	<50	<250	96

Date of Report: 04/20/11
Date Received: 04/15/11
Project: TOC_01-600_20110415 WORFDB5, F&BI 104207

QUALITY ASSURANCE RESULTS FOR THE ANALYSIS OF WATER SAMPLES FOR BENZENE, TOLUENE, ETHYLBENZENE, XYLENES, AND TPH AS GASOLINE USING EPA METHOD 8021B AND NWTPH-Gx

Laboratory Code: 104205-01 (Duplicate)

Analyte	Reporting Units	Sample Result	Duplicate Result	Relative Percent Difference (Limit 20)
Benzene	ug/L (ppb)	<1	<1	nm
Toluene	ug/L (ppb)	<1	<1	nm
Ethylbenzene	ug/L (ppb)	<1	<1	nm
Xylenes	ug/L (ppb)	<3	<3	nm
Gasoline	ug/L (ppb)	510	520	1

Laboratory Code: Laboratory Control Sample

Analyte	Reporting Units	Spike Level	Percent Recovery LCS	Acceptance Criteria
Benzene	ug/L (ppb)	50	112	72-119
Toluene	ug/L (ppb)	50	98	71-113
Ethylbenzene	ug/L (ppb)	50	104	72-114
Xylenes	ug/L (ppb)	150	96	72-113
Gasoline	ug/L (ppb)	1,000	106	70-119

Date of Report: 04/20/11
Date Received: 04/15/11
Project: TOC_01-600_20110415 WORFDB5, F&BI 104207

QUALITY ASSURANCE RESULTS FOR THE ANALYSIS OF WATER SAMPLES FOR TOTAL PETROLEUM HYDROCARBONS AS DIESEL EXTENDED USING METHOD NWTPH-Dx

Laboratory Code: Laboratory Control Sample

Analyte	Reporting Units	Spike Level	Percent Recovery LCS	Percent Recovery LCSD	Acceptance Criteria	RPD (Limit 20)
Diesel Extended	ug/L (ppb)	2,500	97	101	58-134	4

Data Qualifiers & Definitions

a - The analyte was detected at a level less than five times the reporting limit. The RPD results may not provide reliable information on the variability of the analysis.

A1 – More than one compound of similar molecule structure was identified with equal probability.

b - The analyte was spiked at a level that was less than five times that present in the sample. Matrix spike recoveries may not be meaningful.

ca - The calibration results for this range fell outside of acceptance criteria. The value reported is an estimate.

c - The presence of the analyte indicated may be due to carryover from previous sample injections.

d - The sample was diluted. Detection limits may be raised due to dilution.

ds - The sample was diluted. Detection limits are raised due to dilution and surrogate recoveries may not be meaningful.

dv - Insufficient sample was available to achieve normal reporting limits and limits are raised accordingly.

fb - Analyte present in the blank and the sample.

fc – The compound is a common laboratory and field contaminant.

hr - The sample and duplicate were reextracted and reanalyzed. RPD results were still outside of control limits. The variability is attributed to sample inhomogeneity.

ht - Analysis performed outside the method or client-specified holding time requirement.

ip - Recovery fell outside of normal control limits. Compounds in the sample matrix interfered with the quantitation of the analyte.

j – The result is below normal reporting limits. The value reported is an estimate.

J - The internal standard associated with the analyte is out of control limits. The reported concentration is an estimate.

jl - The analyte result in the laboratory control sample is out of control limits. The reported concentration should be considered an estimate.

jr - The rpd result in laboratory control sample associated with the analyte is out of control limits. The reported concentration should be considered an estimate.

js - The surrogate associated with the analyte is out of control limits. The reported concentration should be considered an estimate.

lc - The presence of the compound indicated is likely due to laboratory contamination.

L - The reported concentration was generated from a library search.

nm - The analyte was not detected in one or more of the duplicate analyses. Therefore, calculation of the RPD is not applicable.

pc – The sample was received in a container not approved by the method. The value reported should be considered an estimate.

pr – The sample was received with incorrect preservation. The value reported should be considered an estimate.

ve - Estimated concentration calculated for an analyte response above the valid instrument calibration range. A dilution is required to obtain an accurate quantification of the analyte.

vo - The value reported fell outside the control limits established for this analyte.

x - The sample chromatographic pattern does not resemble the fuel standard used for quantitation.

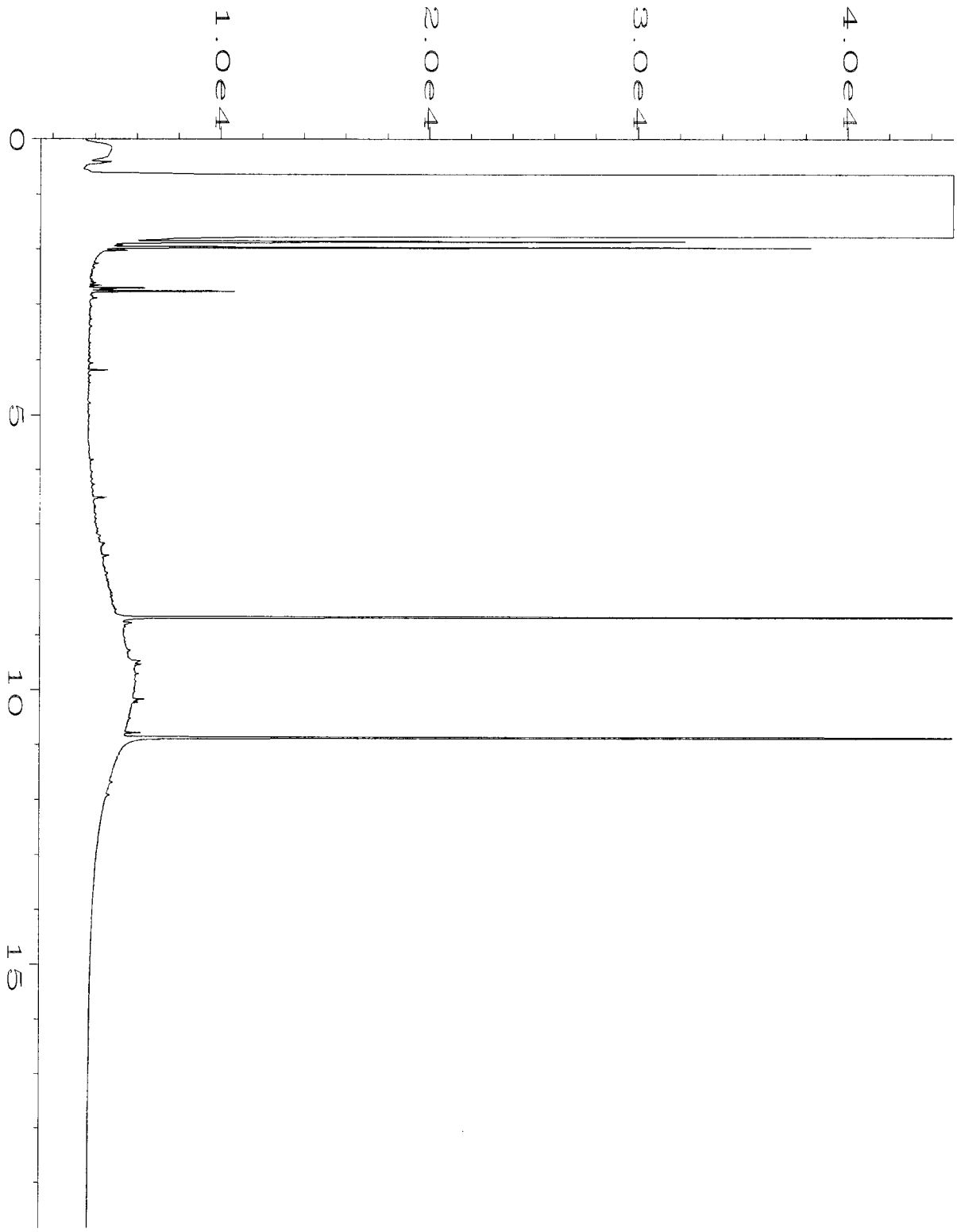

Data File Name	: C:\HPCHEM\6\DATA\04-18-11\024F0601.D		
Operator	: ML	Page Number	: 1
Instrument	: GC #6	Vial Number	: 24
Sample Name	: 104207-01	Injection Number	: 1
Run Time Bar Code:		Sequence Line	: 6
Acquired on	: 18 Apr 11 07:30 PM	Instrument Method	: TPHD.MTH
Report Created on	: 19 Apr 11 08:59 AM	Analysis Method	: END.MTH

104207

SAMPLE CHAIN OF CUSTODY ME 04/15/11

COS/V3

Page # 1 of 1

Send Report To Tim Brown, cc: Jessica Brown, Audrey Hackett, Pete Kingston, Jennifer Cyr

Company SoundEarth Strategies

Address 2811 Fairview Ave E, Ste. 2000

City, State, ZIP Seattle, WA 98102

Phone # 206.306.1900 Fax # 206.306.1907

SAMPLERS (signature)

PROJECT NAME/NO.: Seattle Terminal / 01-600

PO #: 0440-004-22 23

REMARKS

EIM Y / N

TURNAROUND TIME

☑ Standard (2 Weeks)

☐ RUSH

Rush charges authorized by:

SAMPLE DISPOSAL

Dispose of after 30 days

Sample ID	Sample Location	Sample Depth	Lab ID	Date Sampled	Time Sampled	Matrix	# of jars	GRPH by NWTPH-Gx and BTEX by EPA 8021B	DRPH/ORPH by NWTPH-Dx	PCP by EPA 8270D with low detection limits	cVOCs by EPA 8260C	Sulfate by SM184500SO4E	Nitrate by SM184500NO3F, Nitrite by EPA 353.2, Total P by EPA 365.1, Alkalinity by Sm18 2320B	Total Fe by EPA 200.7, Hardness by SM2340C	TKN by EPA 351.1	Sulfide by EPA 376.1	Methane, Ethene, and Ethane by RSK 175	Notes
02MW06-20110415	02MW06	15	01	4/15/11	0935	W	4	X	X									
				4/15/11														

Friedman & Bruya, Inc.
3012 16th Avenue West
Seattle, WA 98119-2029
Ph. (206) 285-8282
Fax (206) 283-5044

	SIGNATURE	PRINT NAME	COMPANY	DATE	TIME
Relinquished by:		Andrea Ligegren	SES	4/15/11	1335
Received by:		Nhan Pham	FEBI	4/15/11	1335
Relinquished by:					
Received by:			Samples received at 4 °C		

FRIEDMAN & BRUYA, INC.

ENVIRONMENTAL CHEMISTS

James E. Bruya, Ph.D.
Charlene Morrow, M.S.
Yelena Aravkina, M.S.
Bradley T. Benson, B.S.
Kurt Johnson, B.S.

3012 16th Avenue West
Seattle, WA 98119-2029
TEL: (206) 285-8282
FAX: (206) 283-5044
e-mail: fbi@isomedia.com

September 1, 2011

Tim Brown, Project Manager
SoundEarth Strategies
2811 Fairview Ave. East, Suite 2000
Seattle, WA 98102

Dear Mr. Brown:

Included are the results from the testing of material submitted on August 23, 2011 from the TOC_01-600_20110823 WORFDB5, F&BI 108355 project. There are 6 pages included in this report. Any samples that may remain are currently scheduled for disposal in 30 days. If you would like us to return your samples or arrange for long term storage at our offices, please contact us as soon as possible.

We appreciate this opportunity to be of service to you and hope you will call if you should have any questions.

Sincerely,

FRIEDMAN & BRUYA, INC.



Michael Erdahl
Project Manager

Enclosures
c: Mark Chandler, Jessica Brown, Audrey Hackett, Pete Kingston, Jennifer Cyr
SOU0901R.DOC

CASE NARRATIVE

This case narrative encompasses samples received on August 23, 2011 by Friedman & Bruya, Inc. from the SoundEarth Strategies TOC_01-600_20110823 WORFDB5, F&BI 108355 project. Samples were logged in under the laboratory ID's listed below.

Laboratory ID	SoundEarth Strategies
108355-01	02MW07-20110823
108355-02	02MW02-20110823
108355-03	02MW08-20110823
108355-04	02MW05-20110823

All quality control requirements were acceptable.

Date of Report: 09/01/11
Date Received: 08/23/11
Project: TOC_01-600_20110823 WORFDB5, F&BI 108355
Date Extracted: 08/24/11
Date Analyzed: 08/25/11

RESULTS FROM THE ANALYSIS OF WATER SAMPLES FOR BENZENE, TOLUENE, ETHYLBENZENE, XYLENES AND TPH AS GASOLINE USING EPA METHOD 8021B AND NWTPH-Gx

Results Reported as ug/L (ppb)

Sample ID Laboratory ID	Benzene	Toluene	Ethyl Benzene	Total Xylenes	Gasoline Range	Surrogate (% Recovery) (Limit 50-150)
02MW07-20110823 108355-01	<1	<1	<1	<3	<100	100
02MW02-20110823 108355-02	<1	<1	<1	<3	<100	98
02MW08-20110823 108355-03	<1	<1	<1	<3	<100	103
02MW05-20110823 108355-04	<1	<1	<1	<3	<100	102
Method Blank 01-1545 MB	<1	<1	<1	<3	<100	98

Date of Report: 09/01/11
Date Received: 08/23/11
Project: TOC_01-600_20110823 WORFDB5, F&BI 108355
Date Extracted: 08/29/11
Date Analyzed: 08/30/11

RESULTS FROM THE ANALYSIS OF WATER SAMPLES FOR TOTAL PETROLEUM HYDROCARBONS AS DIESEL AND MOTOR OIL USING METHOD NWTPH-Dx

Results Reported as ug/L (ppb)

Sample ID Laboratory ID	Diesel Range (C_{10}-C_{25})	Motor Oil Range (C_{25}-C_{36})	Surrogate (% Recovery) (Limit 47-140)
02MW07-20110823 108355-01	150 x	<250	82
02MW02-20110823 108355-02	300 x	<250	95
02MW08-20110823 108355-03	61 x	<250	94
02MW05-20110823 108355-04	140 x	<250	93
Method Blank 01-1560 MB	<50	<250	99

Date of Report: 09/01/11
Date Received: 08/23/11
Project: TOC_01-600_20110823 WORFDB5, F&BI 108355

QUALITY ASSURANCE RESULTS FOR THE ANALYSIS OF WATER SAMPLES FOR BENZENE, TOLUENE, ETHYLBENZENE, XYLENES, AND TPH AS GASOLINE USING EPA METHOD 8021B AND NWTPH-Gx

Laboratory Code: 108364-02 (Duplicate)

Analyte	Reporting Units	Sample Result	Duplicate Result	Relative Percent Difference (Limit 20)
Benzene	ug/L (ppb)	<1	<1	nm
Toluene	ug/L (ppb)	<1	<1	nm
Ethylbenzene	ug/L (ppb)	<1	<1	nm
Xylenes	ug/L (ppb)	<3	<3	nm
Gasoline	ug/L (ppb)	<100	<100	nm

Laboratory Code: Laboratory Control Sample

Analyte	Reporting Units	Spike Level	Percent Recovery LCS	Acceptance Criteria
Benzene	ug/L (ppb)	50	92	72-119
Toluene	ug/L (ppb)	50	92	71-113
Ethylbenzene	ug/L (ppb)	50	96	72-114
Xylenes	ug/L (ppb)	150	91	72-113
Gasoline	ug/L (ppb)	1,000	99	70-119

Date of Report: 09/01/11
Date Received: 08/23/11
Project: TOC_01-600_20110823 WORFDB5, F&BI 108355

QUALITY ASSURANCE RESULTS FOR THE ANALYSIS OF WATER SAMPLES FOR TOTAL PETROLEUM HYDROCARBONS AS DIESEL EXTENDED USING METHOD NWTPH-Dx

Laboratory Code: Laboratory Control Sample

Analyte	Reporting Units	Spike Level	Percent Recovery LCS	Percent Recovery LCSD	Acceptance Criteria	RPD (Limit 20)
Diesel Extended	ug/L (ppb)	2,500	115	107	63-142	7

Data Qualifiers & Definitions

a - The analyte was detected at a level less than five times the reporting limit. The RPD results may not provide reliable information on the variability of the analysis.

A1 – More than one compound of similar molecule structure was identified with equal probability.

b - The analyte was spiked at a level that was less than five times that present in the sample. Matrix spike recoveries may not be meaningful.

ca - The calibration results for this range fell outside of acceptance criteria. The value reported is an estimate.

c - The presence of the analyte indicated may be due to carryover from previous sample injections.

d - The sample was diluted. Detection limits may be raised due to dilution.

ds - The sample was diluted. Detection limits are raised due to dilution and surrogate recoveries may not be meaningful.

dv - Insufficient sample was available to achieve normal reporting limits and limits are raised accordingly.

fb - Analyte present in the blank and the sample.

fc – The compound is a common laboratory and field contaminant.

hr - The sample and duplicate were reextracted and reanalyzed. RPD results were still outside of control limits. The variability is attributed to sample inhomogeneity.

ht - Analysis performed outside the method or client-specified holding time requirement.

ip - Recovery fell outside of normal control limits. Compounds in the sample matrix interfered with the quantitation of the analyte.

j – The result is below normal reporting limits. The value reported is an estimate.

J - The internal standard associated with the analyte is out of control limits. The reported concentration is an estimate.

jl - The analyte result in the laboratory control sample is out of control limits. The reported concentration should be considered an estimate.

jr - The rpd result in laboratory control sample associated with the analyte is out of control limits. The reported concentration should be considered an estimate.

js - The surrogate associated with the analyte is out of control limits. The reported concentration should be considered an estimate.

lc - The presence of the compound indicated is likely due to laboratory contamination.

L - The reported concentration was generated from a library search.

nm - The analyte was not detected in one or more of the duplicate analyses. Therefore, calculation of the RPD is not applicable.

pc – The sample was received in a container not approved by the method. The value reported should be considered an estimate.

pr – The sample was received with incorrect preservation. The value reported should be considered an estimate.

ve - Estimated concentration calculated for an analyte response above the valid instrument calibration range. A dilution is required to obtain an accurate quantification of the analyte.

vo - The value reported fell outside the control limits established for this analyte.

x - The sample chromatographic pattern does not resemble the fuel standard used for quantitation.

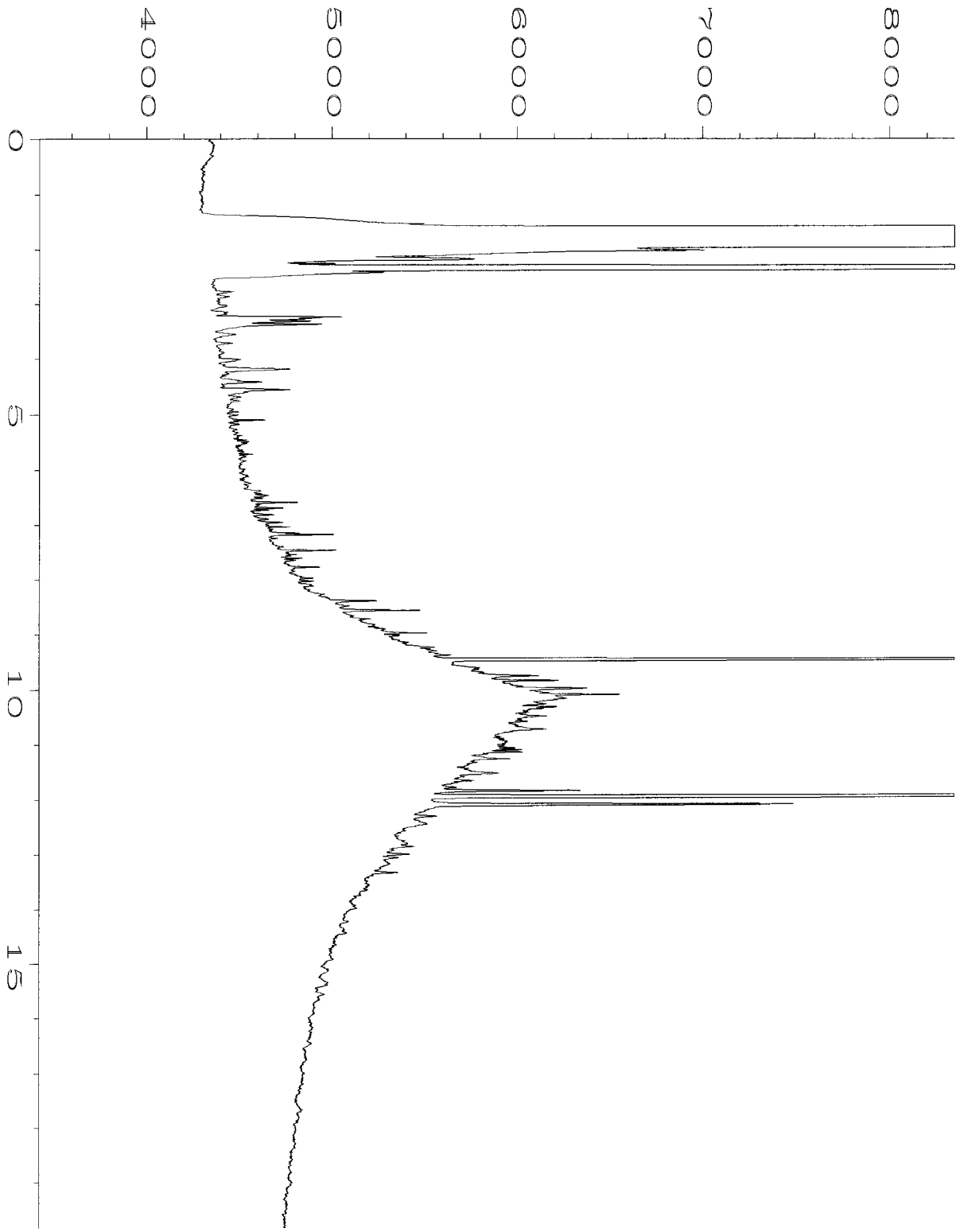

Data File Name	: C:\HPCHEM\4\DATA\08-30-11\020F0401.D		
Operator	: ML	Page Number	: 1
Instrument	: GC#4	Vial Number	: 20
Sample Name	: 108355-01	Injection Number	: 1
Run Time Bar Code:		Sequence Line	: 4
Acquired on	: 30 Aug 11 04:23 PM	Instrument Method	: TPHD.MTH
Report Created on	: 31 Aug 11 11:23 AM	Analysis Method	: TPHD.MTH

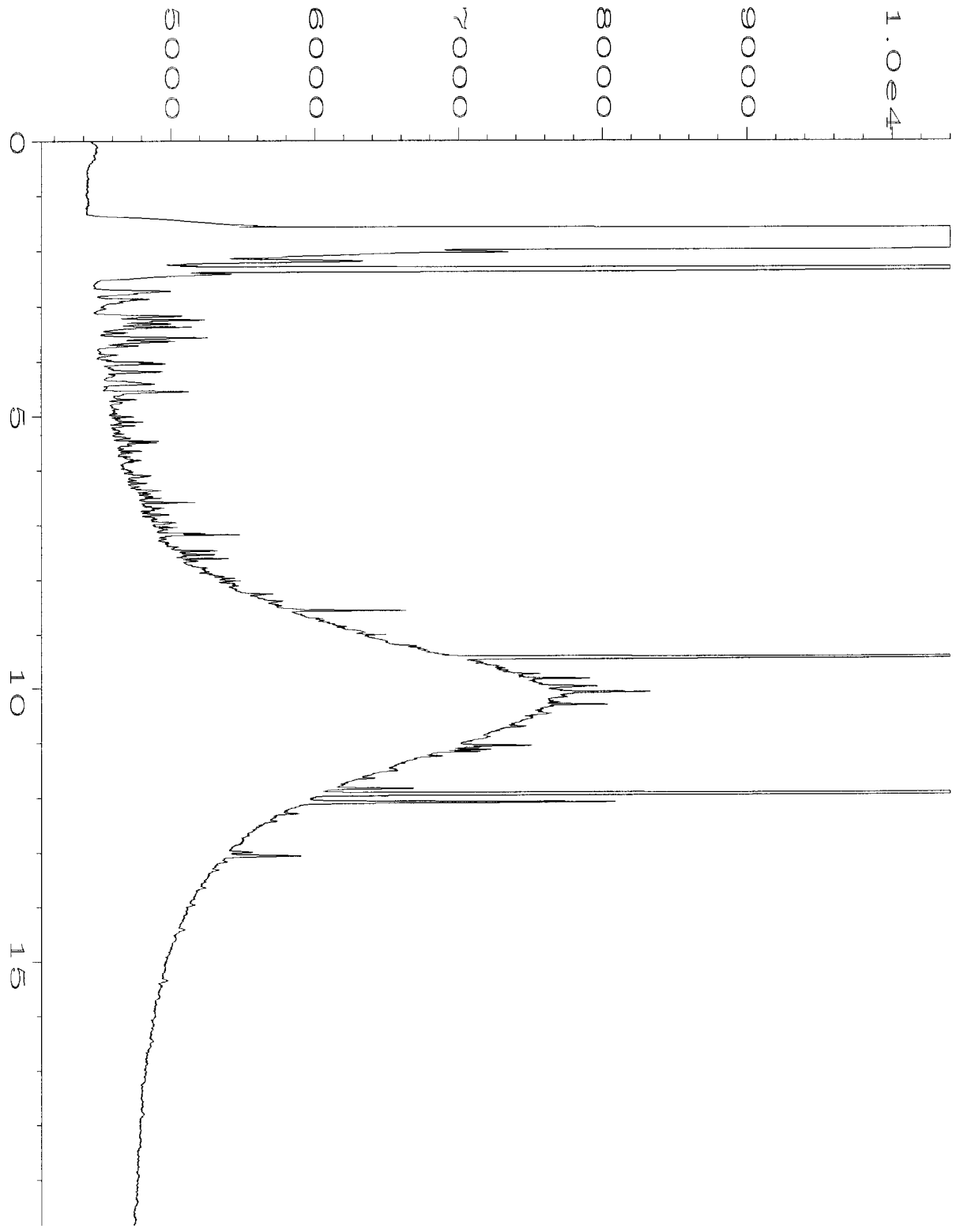

Data File Name	: C:\HPCHEM\4\DATA\08-30-11\021F0401.D		
Operator	: ML	Page Number	: 1
Instrument	: GC#4	Vial Number	: 21
Sample Name	: 108355-02	Injection Number	: 1
Run Time Bar Code:		Sequence Line	: 4
Acquired on	: 30 Aug 11 04:48 PM	Instrument Method	: TPHD.MTH
Report Created on	: 31 Aug 11 11:23 AM	Analysis Method	: TPHD.MTH



Data File Name : C:\HPCHEM\1\DATA\08-30-11\081F0401.D
Operator : ML
Instrument : GC1
Sample Name : 01-1560 mb rr
Run Time Bar Code:
Acquired on : 30 Aug 11 10:13 AM
Report Created on: 31 Aug 11 11:33 AM

Page Number : 1
Vial Number : 81
Injection Number : 1
Sequence Line : 4
Instrument Method: TPHD.MTH
Analysis Method : END.MTH

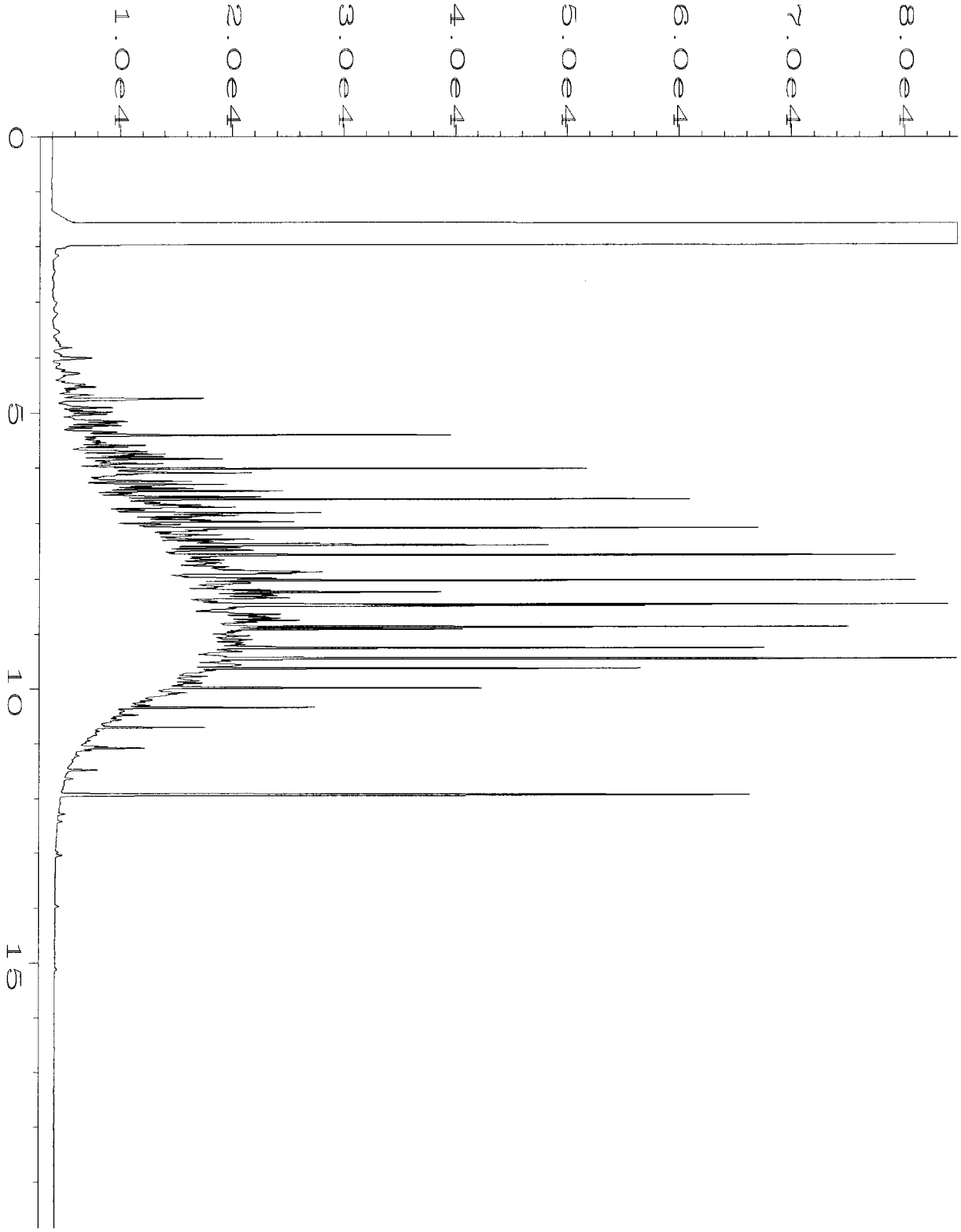

Data File Name	: C:\HPCHEM\4\DATA\08-30-11\003F0201.D		
Operator	: ML	Page Number	: 1
Instrument	: GC#4	Vial Number	: 3
Sample Name	: 500 WADF 35-58C	Injection Number	: 1
Run Time Bar Code:		Sequence Line	: 2
Acquired on	: 30 Aug 11 03:02 PM	Instrument Method	: TPHD.MTH
Report Created on	: 31 Aug 11 11:22 AM	Analysis Method	: TPHD.MTH

108355

SAMPLE CHAIN OF CUSTODY

ME 08/23/11

V5/D04

Page # 1 of 1

Send Report To Tim Brown, cc: Jessica Brown & Audrey Hackett

Company Sound Environmental Strategies

Address 2811 Fairview Ave E, Suite 2000

City, State, ZIP Seattle, WA 98102

SAMPLERS (signature): Elizabeth Copeland

PROJECT NAME/NO.: TOC Holdings Co. Facility No. 01-600 Seattle Terminal - East Waterfront Property

PO #:

REMARKS:

EIM Y / N:

TURNAROUND TIME
- ☒ Standard (2 Weeks)
- ☐ RUSH
- Rush charges authorized by:

SAMPLE DISPOSAL
- ⊗ Dispose after 30 days
- ☐ Return samples
- ☐ Will call with instructions

Sample ID	Sample Location	Sample Depth	Lab ID	Date Sampled	Time Sampled	Matrix	# of jars	GX BTEX	DX								Notes
							4										
2MW07-20110823	02MW07	5.0	01 A-D	20110823	1034	Water	~~DA~~	✓	✓								
2MW02-20110823	02MW02	7.5	02	20110823	1135	↓	↓	↓	↓								
2MW08-20110823	02MW08	18.5	03	20110823	1312												
2MW05-20110823	02MW05	27.5	04 ↓	20110823	1510												
Temp Blank																	

F&C Elizabeth A. Copeland

Friedman & Bruya, Inc.
3012 16th Avenue West
Seattle, WA 98119-2029
Ph. (206) 285-8282
Fax (206) 283-5044

SIGNATURE	PRINT NAME	COMPANY	DATE	TIME
Relinquished by: E Copeland	Elizabeth Copeland	SES	20110823	1744
Received by: H Gluyen	HONG NGUYEN	FBI	"	"
Relinquished by:				
Received by:		Samples received at 2 °C		

FRIEDMAN & BRUYA, INC.

ENVIRONMENTAL CHEMISTS

James E. Bruya, Ph.D.
Charlene Morrow, M.S.
Yelena Aravkina, M.S.
Bradley T. Benson, B.S.
Kurt Johnson, B.S.

3012 16th Avenue West
Seattle, WA 98119-2029
TEL: (206) 285-8282
FAX: (206) 283-5044
e-mail: fbi@isomedia.com

September 8, 2011

Tim Brown, Project Manager
SoundEarth Strategies
2811 Fairview Ave. East, Suite 2000
Seattle, WA 98102

Dear Mr. Brown:

Included are the results from the testing of material submitted on August 24, 2011 from the TOC_01-600_20110824 WORFDB5, F&BI 108379 project. There are 6 pages included in this report. Any samples that may remain are currently scheduled for disposal in 30 days. If you would like us to return your samples or arrange for long term storage at our offices, please contact us as soon as possible.

We appreciate this opportunity to be of service to you and hope you will call if you should have any questions.

Sincerely,

FRIEDMAN & BRUYA, INC.



Michael Erdahl
Project Manager

Enclosures
c: Mark Chandler, Jessica Brown, Audrey Hackett, Pete Kingston, Jennifer Cyr
SOU0908R.DOC

CASE NARRATIVE

This case narrative encompasses samples received on August 24, 2011 by Friedman & Bruya, Inc. from the SoundEarth Strategies TOC_01-600_20110824 WORFDB5, F&BI 108379 project. Samples were logged in under the laboratory ID's listed below.

Laboratory ID	SoundEarth Strategies
108379-01	02MW06-20110824
108379-02	02MW11-20110824
108379-03	02MW12-20110824
108379-04	FD02-20110824

All quality control requirements were acceptable.

Date of Report: 09/08/11
Date Received: 08/24/11
Project: TOC_01-600_20110824 WORFDB5, F&BI 108379
Date Extracted: 08/25/11 and 08/26/11
Date Analyzed: 08/26/11 and 08/27/11

RESULTS FROM THE ANALYSIS OF WATER SAMPLES FOR BENZENE, TOLUENE, ETHYLBENZENE, XYLENES AND TPH AS GASOLINE USING EPA METHOD 8021B AND NWTPH-Gx

Results Reported as ug/L (ppb)

Sample ID Laboratory ID	Benzene	Toluene	Ethyl Benzene	Total Xylenes	Gasoline Range	Surrogate (% Recovery) (Limit 50-150)
02MW06-20110824 108379-01	<1	<1	<1	<3	<100	97
02MW11-20110824 108379-02	<1	2.9	1.3	4.1	470	102
02MW12-20110824 108379-03 1/10	310	48	790	720	8,100	109
FD02-20110824 108379-04 1/10	320	48	780	710	8,200	109
Method Blank 01-1557 MB	<1	<1	<1	<3	<100	96

Date of Report: 09/08/11
Date Received: 08/24/11
Project: TOC_01-600_20110824 WORFDB5, F&BI 108379
Date Extracted: 08/31/11
Date Analyzed: 09/05/11 and 09/06/11

RESULTS FROM THE ANALYSIS OF WATER SAMPLES FOR TOTAL PETROLEUM HYDROCARBONS AS DIESEL AND MOTOR OIL USING METHOD NWTPH-Dx

Results Reported as ug/L (ppb)

Sample ID Laboratory ID	Diesel Range (C_{10}-C_{25})	Motor Oil Range (C_{25}-C_{36})	Surrogate (% Recovery) (Limit 51-134)
02MW06-20110824 108379-01	230 x	<250	123
02MW11-20110824 108379-02	120 x	<250	116
02MW12-20110824 108379-03	1,500 x	<250	119
FD02-20110824 108379-04	1,400 x	<250	117
Method Blank 01-1562 MB	<50	<250	101

Date of Report: 09/08/11
Date Received: 08/24/11
Project: TOC_01-600_20110824 WORFDB5, F&BI 108379

QUALITY ASSURANCE RESULTS FOR THE ANALYSIS OF WATER SAMPLES FOR BENZENE, TOLUENE, ETHYLBENZENE, XYLENES, AND TPH AS GASOLINE USING EPA METHOD 8021B AND NWTPH-Gx

Laboratory Code: 108358-01 (Duplicate)

Analyte	Reporting Units	Sample Result	Duplicate Result	Relative Percent Difference (Limit 20)
Benzene	ug/L (ppb)	<1	<1	nm
Toluene	ug/L (ppb)	<1	<1	nm
Ethylbenzene	ug/L (ppb)	<1	<1	nm
Xylenes	ug/L (ppb)	<3	<3	nm
Gasoline	ug/L (ppb)	<100	<100	nm

Laboratory Code: Laboratory Control Sample

Analyte	Reporting Units	Spike Level	Percent Recovery LCS	Acceptance Criteria
Benzene	ug/L (ppb)	50	100	72-119
Toluene	ug/L (ppb)	50	94	71-113
Ethylbenzene	ug/L (ppb)	50	96	72-114
Xylenes	ug/L (ppb)	150	92	72-113
Gasoline	ug/L (ppb)	1,000	103	70-119

Date of Report: 09/08/11
Date Received: 08/24/11
Project: TOC_01-600_20110824 WORFDB5, F&BI 108379

QUALITY ASSURANCE RESULTS FOR THE ANALYSIS OF WATER SAMPLES FOR TOTAL PETROLEUM HYDROCARBONS AS DIESEL EXTENDED USING METHOD NWTPH-Dx

Laboratory Code: Laboratory Control Sample

Analyte	Reporting Units	Spike Level	Percent Recovery LCS	Percent Recovery LCSD	Acceptance Criteria	RPD (Limit 20)
Diesel Extended	ug/L (ppb)	2,500	95	95	58-134	0

Data Qualifiers & Definitions

a - The analyte was detected at a level less than five times the reporting limit. The RPD results may not provide reliable information on the variability of the analysis.

A1 – More than one compound of similar molecule structure was identified with equal probability.

b - The analyte was spiked at a level that was less than five times that present in the sample. Matrix spike recoveries may not be meaningful.

ca - The calibration results for this range fell outside of acceptance criteria. The value reported is an estimate.

c - The presence of the analyte indicated may be due to carryover from previous sample injections.

d - The sample was diluted. Detection limits may be raised due to dilution.

ds - The sample was diluted. Detection limits are raised due to dilution and surrogate recoveries may not be meaningful.

dv - Insufficient sample was available to achieve normal reporting limits and limits are raised accordingly.

fb - Analyte present in the blank and the sample.

fc – The compound is a common laboratory and field contaminant.

hr - The sample and duplicate were reextracted and reanalyzed. RPD results were still outside of control limits. The variability is attributed to sample inhomogeneity.

ht - Analysis performed outside the method or client-specified holding time requirement.

ip - Recovery fell outside of normal control limits. Compounds in the sample matrix interfered with the quantitation of the analyte.

j – The result is below normal reporting limits. The value reported is an estimate.

J - The internal standard associated with the analyte is out of control limits. The reported concentration is an estimate.

jl - The analyte result in the laboratory control sample is out of control limits. The reported concentration should be considered an estimate.

jr - The rpd result in laboratory control sample associated with the analyte is out of control limits. The reported concentration should be considered an estimate.

js - The surrogate associated with the analyte is out of control limits. The reported concentration should be considered an estimate.

lc - The presence of the compound indicated is likely due to laboratory contamination.

L - The reported concentration was generated from a library search.

nm - The analyte was not detected in one or more of the duplicate analyses. Therefore, calculation of the RPD is not applicable.

pc – The sample was received in a container not approved by the method. The value reported should be considered an estimate.

pr – The sample was received with incorrect preservation. The value reported should be considered an estimate.

ve - Estimated concentration calculated for an analyte response above the valid instrument calibration range. A dilution is required to obtain an accurate quantification of the analyte.

vo - The value reported fell outside the control limits established for this analyte.

x - The sample chromatographic pattern does not resemble the fuel standard used for quantitation.

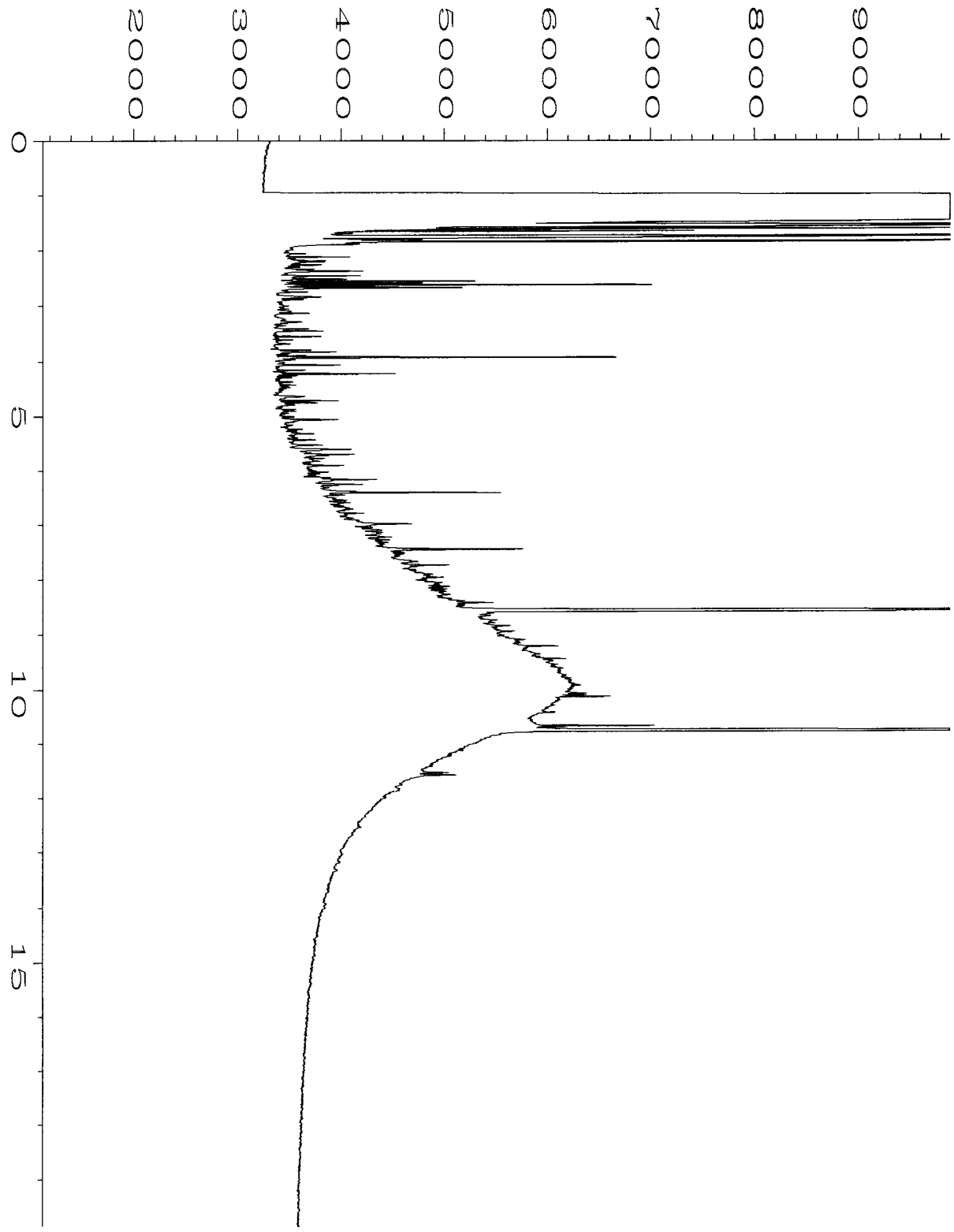

Data File Name	: C:\HPCHEM\6\DATA\09-05-11\021F0501.D		
Operator	: ML	Page Number	: 1
Instrument	: GC #6	Vial Number	: 21
Sample Name	: 108379-01	Injection Number	: 1
Run Time Bar Code:		Sequence Line	: 5
Acquired on	: 05 Sep 11 11:56 PM	Instrument Method	: TPHD.MTH
Report Created on	: 06 Sep 11 01:49 PM	Analysis Method	: CGRAM.MTH

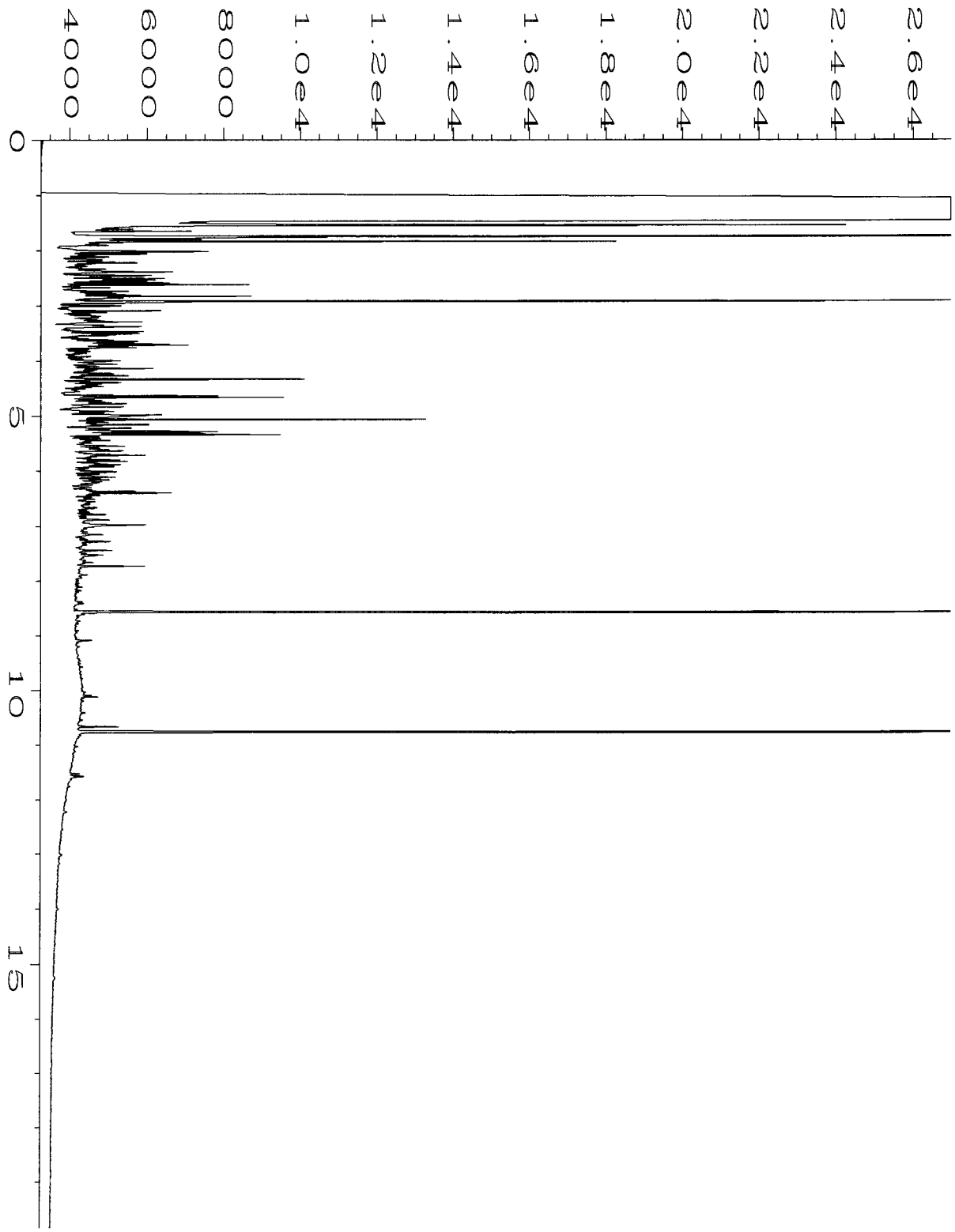

Data File Name	: C:\HPCHEM\6\DATA\09-05-11\022F0501.D		
Operator	: ML	Page Number	: 1
Instrument	: GC #6	Vial Number	: 22
Sample Name	: 108379-02	Injection Number	: 1
Run Time Bar Code:		Sequence Line	: 5
Acquired on	: 06 Sep 11 00:21 AM	Instrument Method	: TPHD.MTH
Report Created on	: 06 Sep 11 01:49 PM	Analysis Method	: CGRAM.MTH

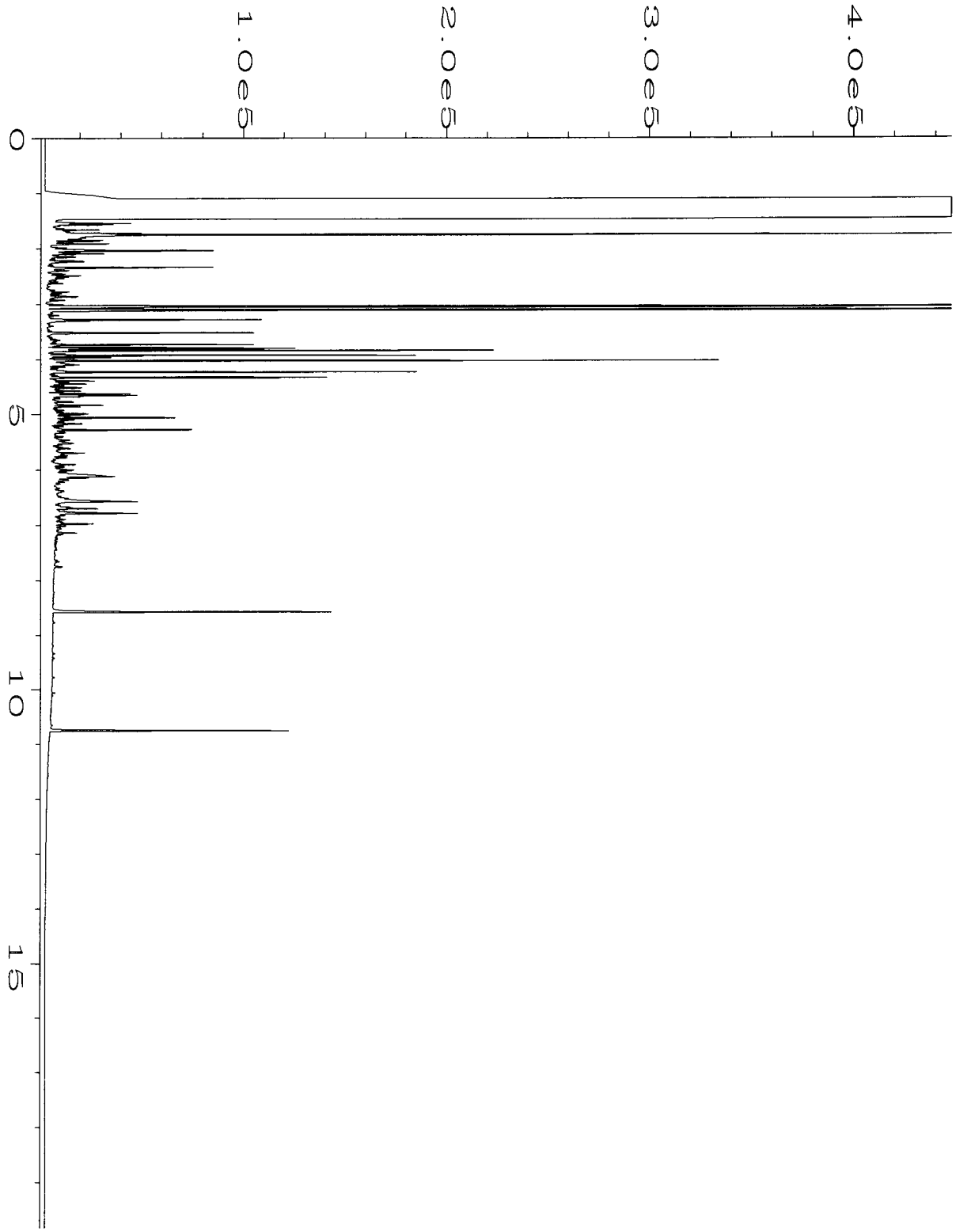

Data File Name	: C:\HPCHEM\6\DATA\09-05-11\023F0501.D		
Operator	: ML	Page Number	: 1
Instrument	: GC #6	Vial Number	: 23
Sample Name	: 108379-03	Injection Number	: 1
Run Time Bar Code:		Sequence Line	: 5
Acquired on	: 06 Sep 11 00:47 AM	Instrument Method	: TPHD.MTH
Report Created on	: 06 Sep 11 01:49 PM	Analysis Method	: CGRAM.MTH

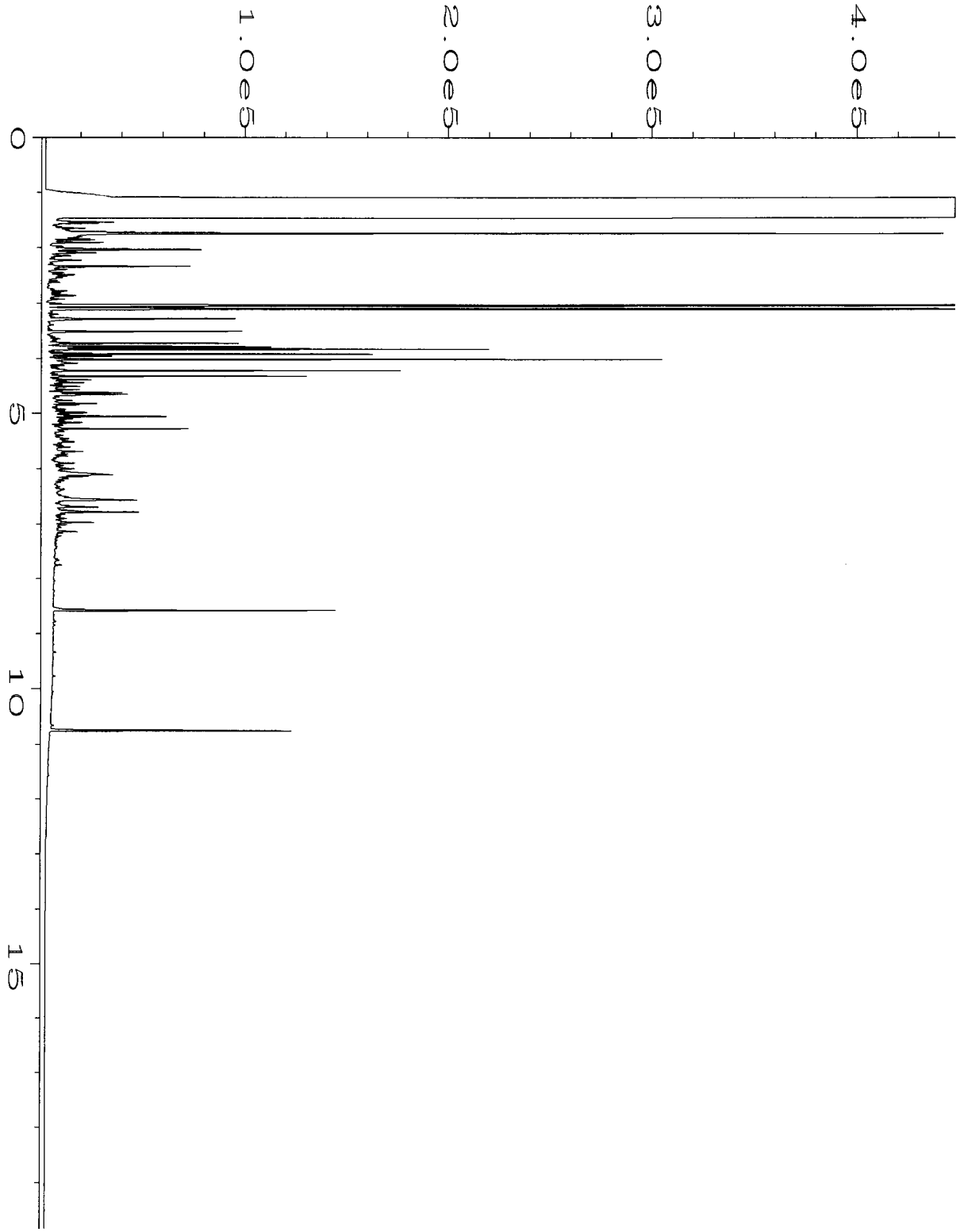

Data File Name	: C:\HPCHEM\6\DATA\09-05-11\024F0501.D		
Operator	: ML	Page Number	: 1
Instrument	: GC #6	Vial Number	: 24
Sample Name	: 108379-04	Injection Number	: 1
Run Time Bar Code:		Sequence Line	: 5
Acquired on	: 06 Sep 11 01:12 AM	Instrument Method	: TPHD.MTH
Report Created on	: 06 Sep 11 01:50 PM	Analysis Method	: CGRAM.MTH



Data File Name	: C:\HPCHEM\6\DATA\09-05-11\006F0301.D		
Operator	: ML	Page Number	: 1
Instrument	: GC #6	Vial Number	: 6
Sample Name	: 01-1562 mb	Injection Number	: 1
Run Time Bar Code:		Sequence Line	: 3
Acquired on	: 05 Sep 11 04:40 PM	Instrument Method	: TPHD.MTH
Report Created on	: 06 Sep 11 01:47 PM	Analysis Method	: CGRAM.MTH

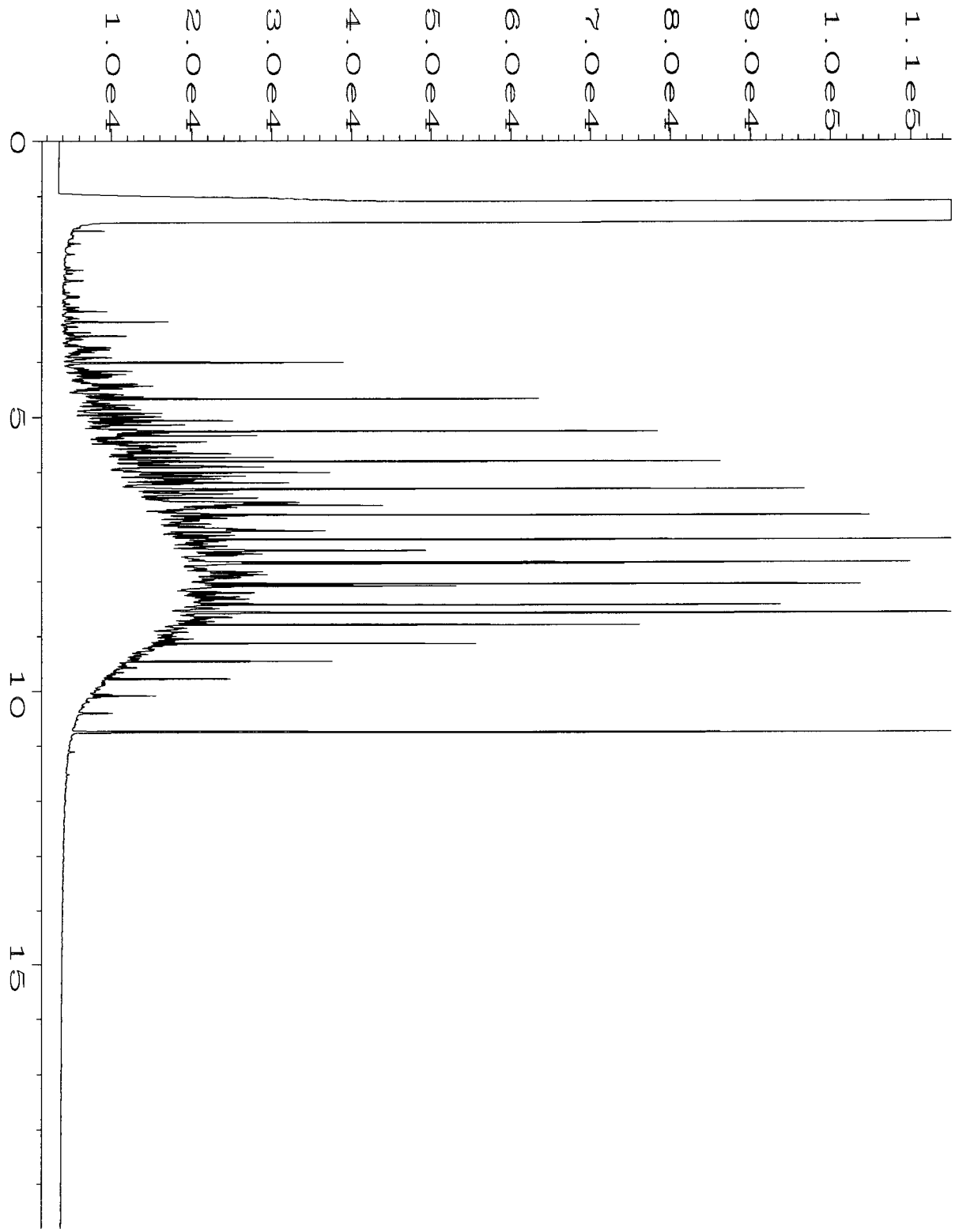

Data File Name	: C:\HPCHEM\6\DATA\09-05-11\003F0201.D		
Operator	: ML	Page Number	: 1
Instrument	: GC #6	Vial Number	: 3
Sample Name	: 500 WADF 35-58C	Injection Number	: 1
Run Time Bar Code:		Sequence Line	: 2
Acquired on	: 05 Sep 11 04:15 PM	Instrument Method	: TPHD.MTH
Report Created on	: 06 Sep 11 01:47 PM	Analysis Method	: CGRAM.MTH

108379

SAMPLE CHAIN OF CUSTODY

ME 8/24/11 V4/D04

Page # 1 of 1

Send Report To Tim Brown, cc: Jessica Brown & Audrey Hackett

Company Sound Environmental Strategies

Address 2811 Fairview Ave E, Suite 2000

City, State, ZIP Seattle, WA 98102

SAMPLERS (signature): E Copeland

PROJECT NAME/NO.: TOC Holdings Co. Facility No. 01-600 Seattle Terminal – East Waterfront Property

PO #:

REMARKS:

EIM Y / N:

TURNAROUND TIME
- ☒ Standard (2 Weeks)
- ☐ RUSH
- Rush charges authorized by:

SAMPLE DISPOSAL
- ⊗ Dispose after 30 days
- ☐ Return samples
- ☐ Will call with instructions

Sample ID	Sample Location	Sample Depth	Lab ID	Date Sampled	Time Sampled	Matrix	# of jars	6x BTEX 3 VOAs	DX 1-500 mL Amber							Notes
2MW06-20110824	02MW06	15	01 A D	20110824	1055	Water	4	✓	✓							
2MW11-20110824	02MW11	10	02 A D	20110824	1245	↓	↓	↓	↓							
2MW12-20110824	02MW12	11	03 A D	20110824	1528	↓	↓	↓	↓							
DUP-20110824	FD02	11	04 A D	↓	1538	↓	↓	↓	↓							

E Copeland 20110824

Samples received at 2 °C

Friedman & Bruya, Inc.
3012 16th Avenue West
Seattle, WA 98119-2029
Ph. (206) 285-8282
Fax (206) 283-5044

SIGNATURE	PRINT NAME	COMPANY	DATE	TIME
Relinquished by: E Copeland	E Copeland	SoundEarth	20110824	1650
Received by:	HONG NGUYEN	FBI	↓	↓
Relinquished by:				
Received by:				

FRIEDMAN & BRUYA, INC.

ENVIRONMENTAL CHEMISTS

James E. Bruya, Ph.D.
Yelena Aravkina, M.S.
Bradley T. Benson, B.S.
Kurt Johnson, B.S.

3012 16th Avenue West
Seattle, WA 98119-2029
TEL: (206) 285-8282
e-mail: fbi@isomedia.com

December 13, 2011

Tim Brown, Project Manager
SoundEarth Strategies
2811 Fairview Ave. East, Suite 2000
Seattle, WA 98102

Dear Mr. Brown:

Included are the results from the testing of material submitted on December 6, 2011 from the TOC_01-600_20111206 WORFDB5, F&BI 112076 project. There are 6 pages included in this report. Any samples that may remain are currently scheduled for disposal in 30 days. If you would like us to return your samples or arrange for long term storage at our offices, please contact us as soon as possible.

We appreciate this opportunity to be of service to you and hope you will call if you should have any questions.

Sincerely,

FRIEDMAN & BRUYA, INC.



Michael Erdahl
Project Manager

Enclosures
c: Mark Chandler, Jessica Brown, Audrey Hackett, Pete Kingston, Jennifer Cyr
SOU1213R.DOC

CASE NARRATIVE

This case narrative encompasses samples received on December 6, 2011 by Friedman & Bruya, Inc. from the SoundEarth Strategies TOC_01-600_20111206 WORFDB5, F&BI 112076 project. Samples were logged in under the laboratory ID's listed below.

Laboratory ID	SoundEarth Strategies
112076 -01	02MW07-20111206
112076 -02	02MW02-20111206
112076 -03	02MW06-20111206
112076 -04	02MW11-20111206

All quality control requirements were acceptable.

Date of Report: 12/13/11
Date Received: 12/06/11
Project: TOC_01-600_20111206 WORFDB5, F&BI 112076
Date Extracted: 12/07/11
Date Analyzed: 12/07/11

RESULTS FROM THE ANALYSIS OF WATER SAMPLES FOR BENZENE, TOLUENE, ETHYLBENZENE, XYLENES AND TPH AS GASOLINE USING EPA METHOD 8021B AND NWTPH-Gx

Results Reported as ug/L (ppb)

Sample ID Laboratory ID	Benzene	Toluene	Ethyl Benzene	Total Xylenes	Gasoline Range	Surrogate (% Recovery) (Limit 52-124)
02MW07-20111206 112076-01	<1	<1	<1	<3	<100	99
02MW02-20111206 112076-02	<1	<1	<1	<3	<100	100
02MW06-20111206 112076-03	<1	<1	<1	<3	<100	97
02MW11-20111206 112076-04	1.0	10	6.2	17	1,300	101
Method Blank 01-2156 MB	<1	<1	<1	<3	<100	103

Date of Report: 12/13/11
Date Received: 12/06/11
Project: TOC_01-600_20111206 WORFDB5, F&BI 112076
Date Extracted: 12/07/11
Date Analyzed: 12/09/11

RESULTS FROM THE ANALYSIS OF WATER SAMPLES FOR TOTAL PETROLEUM HYDROCARBONS AS DIESEL AND MOTOR OIL USING METHOD NWTPH-Dx

Results Reported as ug/L (ppb)

Sample ID Laboratory ID	Diesel Range (C_{10}-C_{25})	Motor Oil Range (C_{25}-C_{36})	Surrogate (% Recovery) (Limit 51-134)
02MW07-20111206 112076-01	240 x	330 x	85
02MW02-20111206 112076-02	160 x	<250	91
02MW06-20111206 112076-03	140 x	<250	96
02MW11-20111206 112076-04	280 x	<250	96
Method Blank 01-2180 MB	<50	<250	87

Date of Report: 12/13/11
Date Received: 12/06/11
Project: TOC_01-600_20111206 WORFDB5, F&BI 112076

QUALITY ASSURANCE RESULTS FOR THE ANALYSIS OF WATER SAMPLES FOR BENZENE, TOLUENE, ETHYLBENZENE, XYLENES, AND TPH AS GASOLINE USING EPA METHOD 8021B AND NWTPH-Gx

Laboratory Code: 112048-22 (Duplicate)

Analyte	Reporting Units	Sample Result	Duplicate Result	Relative Percent Difference (Limit 20)
Benzene	ug/L (ppb)	<1	<1	nm
Toluene	ug/L (ppb)	<1	<1	nm
Ethylbenzene	ug/L (ppb)	<1	<1	nm
Xylenes	ug/L (ppb)	<3	<3	nm
Gasoline	ug/L (ppb)	<100	<100	nm

Laboratory Code: Laboratory Control Sample

Analyte	Reporting Units	Spike Level	Percent Recovery LCS	Acceptance Criteria
Benzene	ug/L (ppb)	50	94	65-118
Toluene	ug/L (ppb)	50	96	72-122
Ethylbenzene	ug/L (ppb)	50	98	73-126
Xylenes	ug/L (ppb)	150	94	74-118
Gasoline	ug/L (ppb)	1,000	100	69-134

Date of Report: 12/13/11
Date Received: 12/06/11
Project: TOC_01-600_20111206 WORFDB5, F&BI 112076

QUALITY ASSURANCE RESULTS FOR THE ANALYSIS OF WATER SAMPLES FOR TOTAL PETROLEUM HYDROCARBONS AS DIESEL EXTENDED USING METHOD NWTPH-Dx

Laboratory Code: Laboratory Control Sample

Analyte	Reporting Units	Spike Level	Percent Recovery LCS	Percent Recovery LCSD	Acceptance Criteria	RPD (Limit 20)
Diesel Extended	ug/L (ppb)	2,500	85	85	58-134	0

Data Qualifiers & Definitions

a - The analyte was detected at a level less than five times the reporting limit. The RPD results may not provide reliable information on the variability of the analysis.

A1 – More than one compound of similar molecule structure was identified with equal probability.

b - The analyte was spiked at a level that was less than five times that present in the sample. Matrix spike recoveries may not be meaningful.

ca - The calibration results for this range fell outside of acceptance criteria. The value reported is an estimate.

c - The presence of the analyte indicated may be due to carryover from previous sample injections.

d - The sample was diluted. Detection limits may be raised due to dilution.

ds - The sample was diluted. Detection limits are raised due to dilution and surrogate recoveries may not be meaningful.

dv - Insufficient sample was available to achieve normal reporting limits and limits are raised accordingly.

fb - Analyte present in the blank and the sample.

fc – The compound is a common laboratory and field contaminant.

hr - The sample and duplicate were reextracted and reanalyzed. RPD results were still outside of control limits. The variability is attributed to sample inhomogeneity.

ht - Analysis performed outside the method or client-specified holding time requirement.

ip - Recovery fell outside of normal control limits. Compounds in the sample matrix interfered with the quantitation of the analyte.

j – The result is below normal reporting limits. The value reported is an estimate.

J - The internal standard associated with the analyte is out of control limits. The reported concentration is an estimate.

jl - The analyte result in the laboratory control sample is out of control limits. The reported concentration should be considered an estimate.

jr - The rpd result in laboratory control sample associated with the analyte is out of control limits. The reported concentration should be considered an estimate.

js - The surrogate associated with the analyte is out of control limits. The reported concentration should be considered an estimate.

lc - The presence of the compound indicated is likely due to laboratory contamination.

L - The reported concentration was generated from a library search.

nm - The analyte was not detected in one or more of the duplicate analyses. Therefore, calculation of the RPD is not applicable.

pc – The sample was received in a container not approved by the method. The value reported should be considered an estimate.

pr – The sample was received with incorrect preservation. The value reported should be considered an estimate.

ve - Estimated concentration calculated for an analyte response above the valid instrument calibration range. A dilution is required to obtain an accurate quantification of the analyte.

vo - The value reported fell outside the control limits established for this analyte.

x - The sample chromatographic pattern does not resemble the fuel standard used for quantitation.

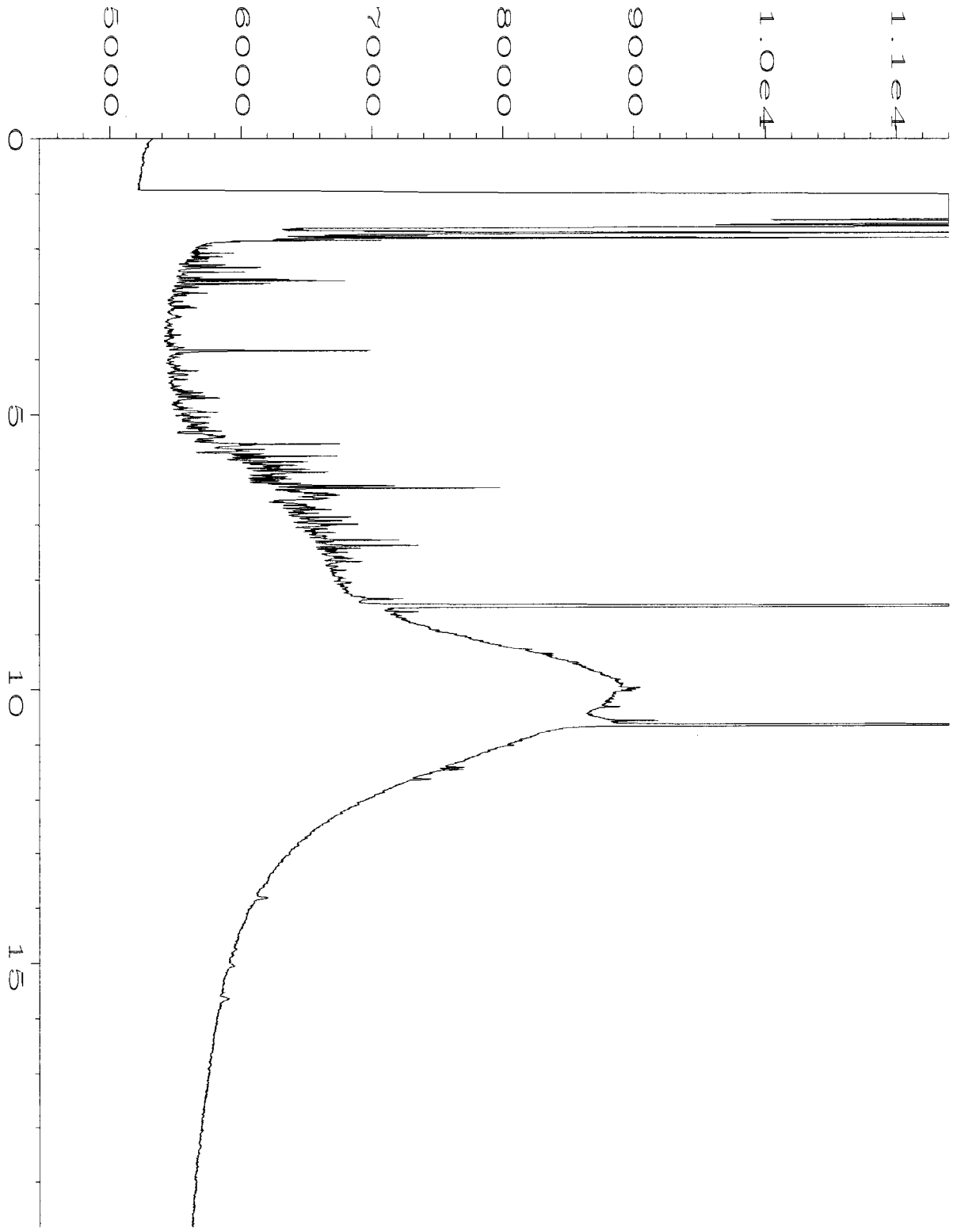

Data File Name : C:\HPCHEM\6\DATA\12-09-11\019F0601.D
Operator : ML
Instrument : GC #6
Sample Name : 112076-01
Run Time Bar Code:
Acquired on : 09 Dec 11 10:31 PM
Report Created on: 12 Dec 11 09:12 AM

Page Number : 1
Vial Number : 19
Injection Number : 1
Sequence Line : 6
Instrument Method: TPHD.MTH
Analysis Method : END.MTH



Data File Name	: C:\HPCHEM\6\DATA\12-09-11\020F0601.D		
Operator	: ML	Page Number	: 1
Instrument	: GC #6	Vial Number	: 20
Sample Name	: 112076-02	Injection Number	: 1
Run Time Bar Code:		Sequence Line	: 6
Acquired on	: 09 Dec 11 10:56 PM	Instrument Method	: TPHD.MTH
Report Created on	: 12 Dec 11 09:12 AM	Analysis Method	: END.MTH



Data File Name : C:\HPCHEM\6\DATA\12-09-11\021F0601.D
Operator : ML
Instrument : GC #6
Sample Name : 112076-03
Run Time Bar Code:
Acquired on : 09 Dec 11 11:21 PM
Report Created on: 12 Dec 11 09:12 AM

Page Number : 1
Vial Number : 21
Injection Number : 1
Sequence Line : 6
Instrument Method: TPHD.MTH
Analysis Method : END.MTH

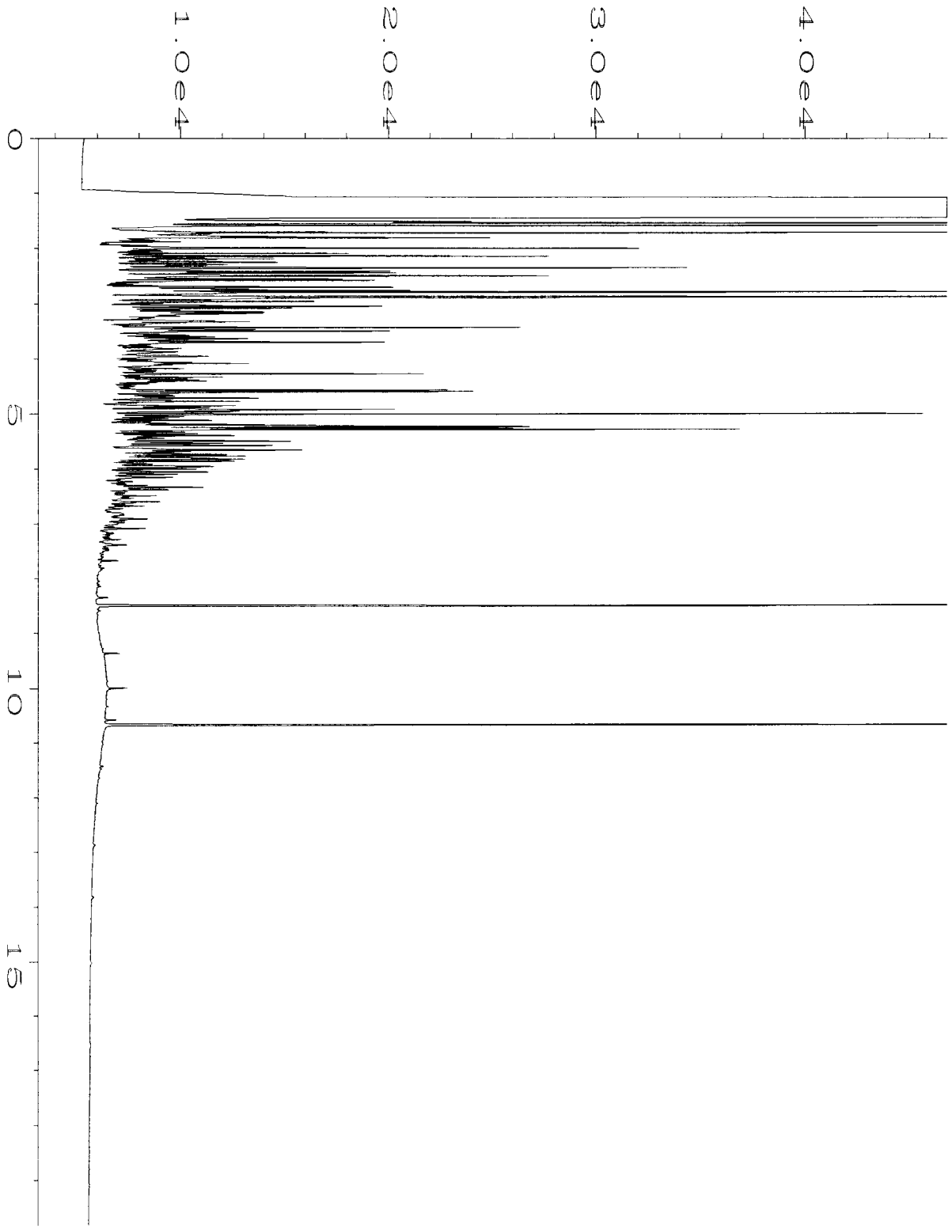

Data File Name	: C:\HPCHEM\6\DATA\12-09-11\022F0601.D		
Operator	: ML	Page Number	: 1
Instrument	: GC #6	Vial Number	: 22
Sample Name	: 112076-04	Injection Number	: 1
Run Time Bar Code:		Sequence Line	: 6
Acquired on	: 09 Dec 11 11:46 PM	Instrument Method	: TPHD.MTH
Report Created on	: 12 Dec 11 09:13 AM	Analysis Method	: END.MTH



Data File Name : C:\HPCHEM\6\DATA\12-09-11\006F0401.D
Operator : ML
Instrument : GC #6
Sample Name : 01-2180 mb
Run Time Bar Code:
Acquired on : 09 Dec 11 04:12 PM
Report Created on: 12 Dec 11 09:08 AM

Page Number : 1
Vial Number : 6
Injection Number : 1
Sequence Line : 4
Instrument Method: TPHD.MTH
Analysis Method : END.MTH

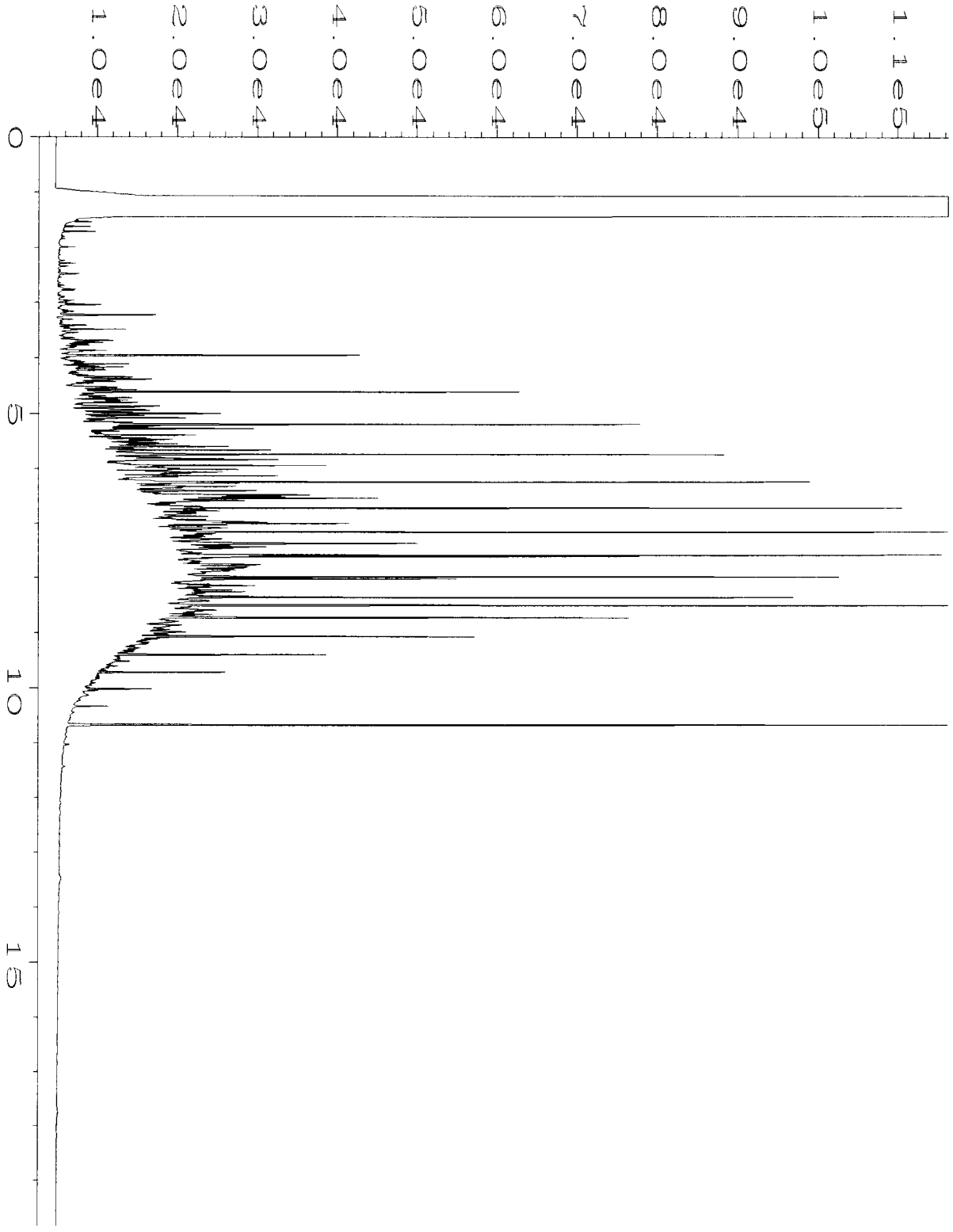

Data File Name : C:\HPCHEM\6\DATA\12-09-11\003F0201.D
Operator : ML
Instrument : GC #6
Sample Name : 500 WADF 35-58C
Run Time Bar Code:
Acquired on : 09 Dec 11 09:06 AM
Report Created on: 12 Dec 11 09:08 AM

Page Number : 1
Vial Number : 3
Injection Number : 1
Sequence Line : 2
Instrument Method: TPHD.MTH
Analysis Method : END.MTH

112076

SAMPLE CHAIN OF CUSTODY

ME 12/06/11

COC/VZ

Page # 1 of 1

Send Report To Tim Brown, cc: Jessica Brown, Audrey Hackett, Jennifer Cyr, Pete Kingston

Company SoundEarth Strategies, Inc.

Address 2811 Fairview Ave E, Suite 2000

City, State, ZIP Seattle, WA 98102

SAMPLERS (signature)	
B Copen.	
PROJECT NAME/NO.	PO #
TOC Holdings Co. Facility No. 01-600 Seattle Terminal	01-600
REMARKS	EIM Y / N
[1] low level detection limit of 0.219 ug/L for PCP.	

TURNAROUND TIME

- ☐ Standard (2 Weeks)
- ☐ RUSH
- Rush charges authorized by:

SAMPLE DISPOSAL

- ⊗ Dispose after 30 days
- ☐ Return samples
- ☐ Will call with instructions

Sample ID	Sample Location	Sample Depth	Lab ID	Date Sampled	Time Sampled	Matrix	# of jars	GRPH by NWTPH-Gx	BTEX by EPA 8021B	DRPH/ORPH by NWTPH-Dx	PCP by EPA 8270D (low-level detection limits)[1]	cVOCs by EPA 8260B	Nitrate and Sulfate by EPA 300.0	Methane, Ethane, and Ethene by RSK 175			Notes
02MW07-20111206	02MW07	5.5	01-D	12-6-11	1025	Water	4	✓	✓	✓							
02MW02-20111206	02MW02	7.5	02		1135		4	✓	✓	✓							
02MW06-20111206	02MW06	15.0	03		1330		4	✓	✓	✓							
02MW11-20111206	02MW11	8.5	04		1440		4	✓	✓	✓							
				B Copen.			20	111206									

Samples received at 4 °C

Friedman & Bruya, Inc.
3012 16th Avenue West
Seattle, WA 98119-2029
Ph. (206) 285-8282
Fax (206) 283-5044

SIGNATURE	PRINT NAME	COMPANY	DATE	TIME
Relinquished by: B Copen.	Beth Copeland	SES	12-6-11	1630
Received by:	Liz Fuhrs	SES	12/6/11	1630
Relinquished by:	Liz Fuhrs	SES	12/6/11	1700
Received by:				1700

Samples received at 12/6/11

FRIEDMAN & BRUYA, INC.

ENVIRONMENTAL CHEMISTS

James E. Bruya, Ph.D.
Yelena Aravkina, M.S.
Bradley T. Benson, B.S.
Kurt Johnson, B.S.

3012 16th Avenue West
Seattle, WA 98119-2029
TEL: (206) 285-8282
e-mail: fbi@isomedia.com

December 15, 2011

Tim Brown, Project Manager
SoundEarth Strategies
2811 Fairview Ave. East, Suite 2000
Seattle, WA 98102

Dear Mr. Brown:

Included are the results from the testing of material submitted on December 8, 2011 from the TOC_01-600_20111208 WORFDB5, F&BI 112130 project. There are 9 pages included in this report. Any samples that may remain are currently scheduled for disposal in 30 days. If you would like us to return your samples or arrange for long term storage at our offices, please contact us as soon as possible.

We appreciate this opportunity to be of service to you and hope you will call if you should have any questions.

Sincerely,

FRIEDMAN & BRUYA, INC.



Michael Erdahl
Project Manager

Enclosures
c: Mark Chandler, Jessica Brown, Audrey Hackett, Pete Kingston, Jennifer Cyr
SOU1215R.DOC

CASE NARRATIVE

This case narrative encompasses samples received on December 8, 2011 by Friedman & Bruya, Inc. from the SoundEarth Strategies TOC_01-600_20111208 WORFDB5, F&BI 112130 project. Samples were logged in under the laboratory ID's listed below.

Laboratory ID	SoundEarth Strategies
112130 -01	02MW05-20111208
112130 -02	02MW08-20111208
112130 -03	01MW85-20111208

All quality control requirements were acceptable.

Date of Report: 12/15/11
Date Received: 12/08/11
Project: TOC_01-600_20111208 WORFDB5, F&BI 112130
Date Extracted: 12/09/11
Date Analyzed: 12/10/11 and 12/12/11

RESULTS FROM THE ANALYSIS OF WATER SAMPLES FOR BENZENE, TOLUENE, ETHYLBENZENE, XYLENES AND TPH AS GASOLINE USING EPA METHOD 8021B AND NWTPH-Gx

Results Reported as ug/L (ppb)

Sample ID Laboratory ID	Benzene	Toluene	Ethyl Benzene	Total Xylenes	Gasoline Range	Surrogate (% Recovery) (Limit 52-124)
02MW05-20111208 112130-01	<1	<1	<1	<3	190	97
02MW08-20111208 112130-02	<1	<1	<1	<3	<100	101
01MW85-20111208 112130-03	<1	<1	<1	<3	<100	96
Method Blank 01-2194 MB	<1	<1	<1	<3	<100	94

Date of Report: 12/15/11
Date Received: 12/08/11
Project: TOC_01-600_20111208 WORFDB5, F&BI 112130
Date Extracted: 12/09/11
Date Analyzed: 12/12/11

RESULTS FROM THE ANALYSIS OF WATER SAMPLES FOR TOTAL PETROLEUM HYDROCARBONS AS DIESEL AND MOTOR OIL USING METHOD NWTPH-Dx

Results Reported as ug/L (ppb)

Sample ID Laboratory ID	Diesel Range (C_{10}-C_{25})	Motor Oil Range (C_{25}-C_{36})	Surrogate (% Recovery) (Limit 50-150)
02MW05-20111208 112130-01	110 x	<250	96
02MW08-20111208 112130-02	<50	<250	83
01MW85-20111208 112130-03	100 x	<250	89
Method Blank 01-2191 MB	<50	<250	92

Analysis For Volatile Compounds By EPA Method 8260C

Client Sample ID:	01MW85-20111208	Client:	SoundEarth Strategies
Date Received:	12/08/11	Project:	TOC_01-600_20111208 WORFDB5
Date Extracted:	12/11/11	Lab ID:	112130-03
Date Analyzed:	12/11/11	Data File:	121117.D
Matrix:	Water	Instrument:	GCMS4
Units:	ug/L (ppb)	Operator:	JS

Surrogates:	% Recovery:	Lower Limit:	Upper Limit:
1,2-Dichloroethane-d4	98	57	121
Toluene-d8	99	63	127
4-Bromofluorobenzene	105	60	133

Compounds:	Concentration ug/L (ppb)
Vinyl chloride	<0.2
Chloroethane	<1
1,1-Dichloroethene	<1
Methylene chloride	<5
trans-1,2-Dichloroethene	<1
1,1-Dichloroethane	<1
cis-1,2-Dichloroethene	<1
1,2-Dichloroethane (EDC)	<1
1,1,1-Trichloroethane	<1
Trichloroethene	<1
Tetrachloroethene	<1

Analysis For Volatile Compounds By EPA Method 8260C

Client Sample ID:	Method Blank	Client:	SoundEarth Strategies
Date Received:	NA	Project:	TOC_01-600_20111208 WORFDB5
Date Extracted:	12/11/11	Lab ID:	01-2165 mb
Date Analyzed:	12/11/11	Data File:	121114.D
Matrix:	Water	Instrument:	GCMS4
Units:	ug/L (ppb)	Operator:	JS

Surrogates:	% Recovery:	Lower Limit:	Upper Limit:
1,2-Dichloroethane-d4	99	57	121
Toluene-d8	99	63	127
4-Bromofluorobenzene	104	60	133

Compounds:	Concentration ug/L (ppb)
Vinyl chloride	<0.2
Chloroethane	<1
1,1-Dichloroethene	<1
Methylene chloride	<5
trans-1,2-Dichloroethene	<1
1,1-Dichloroethane	<1
cis-1,2-Dichloroethene	<1
1,2-Dichloroethane (EDC)	<1
1,1,1-Trichloroethane	<1
Trichloroethene	<1
Tetrachloroethene	<1

Date of Report: 12/15/11
Date Received: 12/08/11
Project: TOC_01-600_20111208 WORFDB5, F&BI 112130

QUALITY ASSURANCE RESULTS FOR THE ANALYSIS OF WATER SAMPLES FOR BENZENE, TOLUENE, ETHYLBENZENE, XYLENES, AND TPH AS GASOLINE USING EPA METHOD 8021B AND NWTPH-Gx

Laboratory Code: 112129-01 (Duplicate)

Analyte	Reporting Units	Sample Result	Duplicate Result	Relative Percent Difference (Limit 20)
Benzene	ug/L (ppb)	<1	<1	nm
Toluene	ug/L (ppb)	<1	<1	nm
Ethylbenzene	ug/L (ppb)	<1	<1	nm
Xylenes	ug/L (ppb)	<3	<3	nm
Gasoline	ug/L (ppb)	<100	<100	nm

Laboratory Code: Laboratory Control Sample

Analyte	Reporting Units	Spike Level	Percent Recovery LCS	Acceptance Criteria
Benzene	ug/L (ppb)	50	94	65-118
Toluene	ug/L (ppb)	50	96	72-122
Ethylbenzene	ug/L (ppb)	50	97	73-126
Xylenes	ug/L (ppb)	150	94	74-118
Gasoline	ug/L (ppb)	1,000	102	69-134

Date of Report: 12/15/11
Date Received: 12/08/11
Project: TOC_01-600_20111208 WORFDB5, F&BI 112130

QUALITY ASSURANCE RESULTS FOR THE ANALYSIS OF WATER SAMPLES FOR TOTAL PETROLEUM HYDROCARBONS AS DIESEL EXTENDED USING METHOD NWTPH-Dx

Laboratory Code: Laboratory Control Sample

Analyte	Reporting Units	Spike Level	Percent Recovery LCS	Percent Recovery LCSD	Acceptance Criteria	RPD (Limit 20)
Diesel Extended	ug/L (ppb)	2,500	82	86	63-142	5

Date of Report: 12/15/11
Date Received: 12/08/11
Project: TOC_01-600_20111208 WORFDB5, F&BI 112130

QUALITY ASSURANCE RESULTS FOR THE ANALYSIS OF WATER SAMPLES FOR VOLATILES BY EPA METHOD 8260C

Laboratory Code: 112107-01 (Matrix Spike)

Analyte	Reporting Units	Spike Level	Sample Result	Percent Recovery MS	Acceptance Criteria
Vinyl chloride	ug/L (ppb)	50	<0.2	94	36-166
Chloroethane	ug/L (ppb)	50	<1	105	46-160
1,1-Dichloroethene	ug/L (ppb)	50	<1	99	60-136
Methylene chloride	ug/L (ppb)	50	<5	102	67-132
trans-1,2-Dichloroethene	ug/L (ppb)	50	<1	102	72-129
1,1-Dichloroethane	ug/L (ppb)	50	<1	107	70-128
cis-1,2-Dichloroethene	ug/L (ppb)	50	<1	102	71-127
1,2-Dichloroethane (EDC)	ug/L (ppb)	50	<1	116	69-133
1,1,1-Trichloroethane	ug/L (ppb)	50	<1	112	60-146
Trichloroethene	ug/L (ppb)	50	<1	100	66-135
Tetrachloroethene	ug/L (ppb)	50	<1	98	73-129

Laboratory Code: Laboratory Control Sample

Analyte	Reporting Units	Spike Level	Percent Recovery LCS	Percent Recovery LCSD	Acceptance Criteria	RPD (Limit 20)
Vinyl chloride	ug/L (ppb)	50	98	92	50-154	6
Chloroethane	ug/L (ppb)	50	98	95	58-146	3
1,1-Dichloroethene	ug/L (ppb)	50	100	95	67-136	5
Methylene chloride	ug/L (ppb)	50	90	89	39-148	1
trans-1,2-Dichloroethene	ug/L (ppb)	50	102	97	68-128	5
1,1-Dichloroethane	ug/L (ppb)	50	105	100	79-121	5
cis-1,2-Dichloroethene	ug/L (ppb)	50	108	102	80-123	6
1,2-Dichloroethane (EDC)	ug/L (ppb)	50	110	103	73-132	7
1,1,1-Trichloroethane	ug/L (ppb)	50	107	105	83-130	2
Trichloroethene	ug/L (ppb)	50	103	97	80-120	6
Tetrachloroethene	ug/L (ppb)	50	111	108	76-121	3

Data Qualifiers & Definitions

a - The analyte was detected at a level less than five times the reporting limit. The RPD results may not provide reliable information on the variability of the analysis.

A1 – More than one compound of similar molecule structure was identified with equal probability.

b - The analyte was spiked at a level that was less than five times that present in the sample. Matrix spike recoveries may not be meaningful.

ca - The calibration results for this range fell outside of acceptance criteria. The value reported is an estimate.

c - The presence of the analyte indicated may be due to carryover from previous sample injections.

d - The sample was diluted. Detection limits may be raised due to dilution.

ds - The sample was diluted. Detection limits are raised due to dilution and surrogate recoveries may not be meaningful.

dv - Insufficient sample was available to achieve normal reporting limits and limits are raised accordingly.

fb - Analyte present in the blank and the sample.

fc – The compound is a common laboratory and field contaminant.

hr - The sample and duplicate were reextracted and reanalyzed. RPD results were still outside of control limits. The variability is attributed to sample inhomogeneity.

ht - Analysis performed outside the method or client-specified holding time requirement.

ip - Recovery fell outside of normal control limits. Compounds in the sample matrix interfered with the quantitation of the analyte.

j – The result is below normal reporting limits. The value reported is an estimate.

J - The internal standard associated with the analyte is out of control limits. The reported concentration is an estimate.

jl - The analyte result in the laboratory control sample is out of control limits. The reported concentration should be considered an estimate.

jr - The rpd result in laboratory control sample associated with the analyte is out of control limits. The reported concentration should be considered an estimate.

js - The surrogate associated with the analyte is out of control limits. The reported concentration should be considered an estimate.

lc - The presence of the compound indicated is likely due to laboratory contamination.

L - The reported concentration was generated from a library search.

nm - The analyte was not detected in one or more of the duplicate analyses. Therefore, calculation of the RPD is not applicable.

pc – The sample was received in a container not approved by the method. The value reported should be considered an estimate.

pr – The sample was received with incorrect preservation. The value reported should be considered an estimate.

ve - Estimated concentration calculated for an analyte response above the valid instrument calibration range. A dilution is required to obtain an accurate quantification of the analyte.

vo - The value reported fell outside the control limits established for this analyte.

x - The sample chromatographic pattern does not resemble the fuel standard used for quantitation.

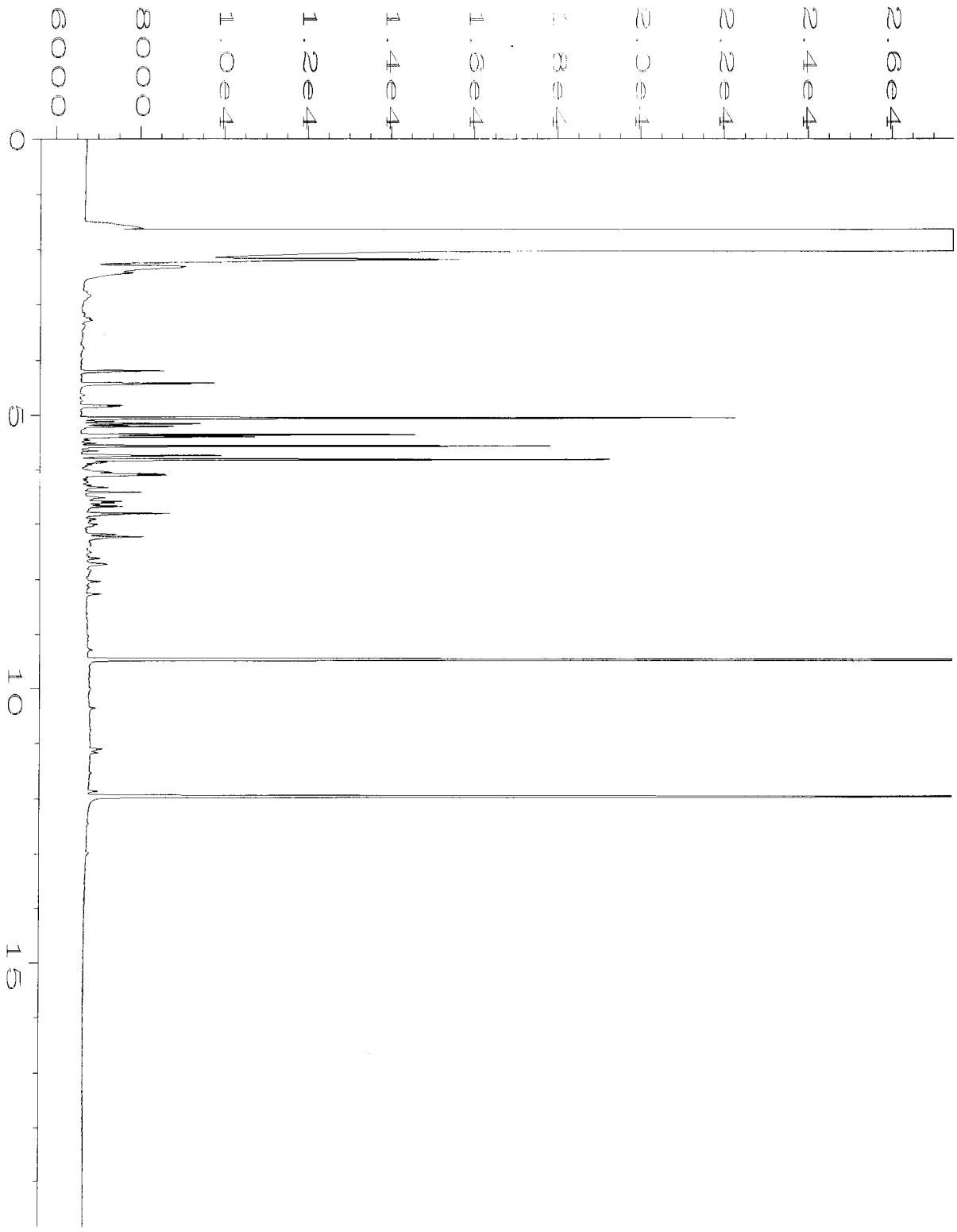

Data File Name	: C:\HPCHEM\1\DATA\12-12-11\014F0301.D		
Operator	: ML	Page Number	: 1
Instrument	: GC1	Vial Number	: 14
Sample Name	: 112130-01	Injection Number	: 1
Run Time Bar Code:		Sequence Line	: 3
Acquired on	: 12 Dec 11 03:53 PM	Instrument Method	: TPHD.MTH
Report Created on	: 13 Dec 11 09:26 AM	Analysis Method	: TPHD.MTH



Data File Name	: C:\HPCHEM\1\DATA\12-12-11\015F0301.D		
Operator	: ML	Page Number	: 1
Instrument	: GC1	Vial Number	: 15
Sample Name	: 112130-02	Injection Number	: 1
Run Time Bar Code:		Sequence Line	: 3
Acquired on	: 12 Dec 11 04:21 PM	Instrument Method	: TPHD.MTH
Report Created on	: 13 Dec 11 09:26 AM	Analysis Method	: TPHD.MTH

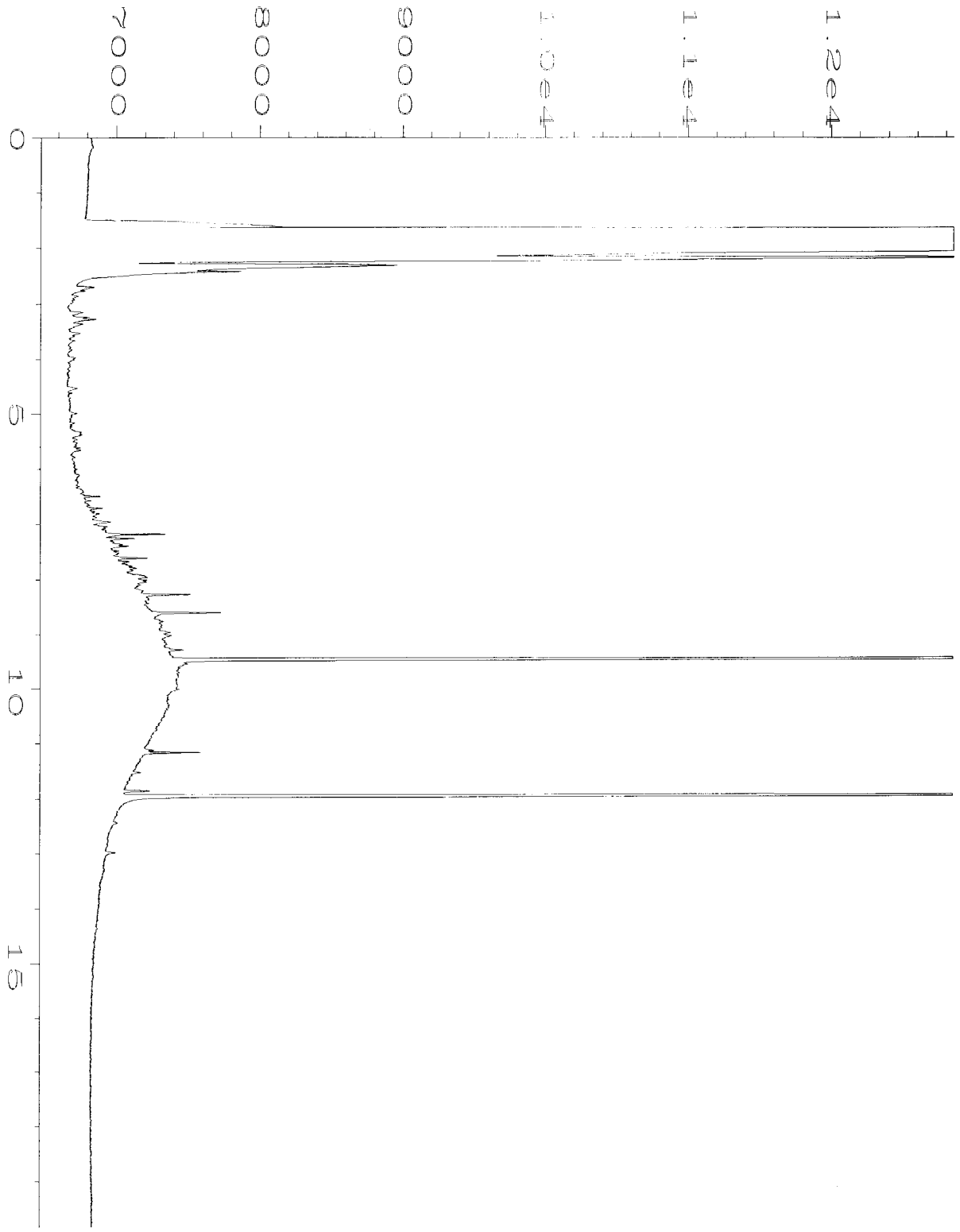

Data File Name : C:\HPCHEM\1\DATA\12-12-11\016F0501.D
Operator : ML
Instrument : GC1
Sample Name : 112130-03
Run Time Bar Code:
Acquired on : 12 Dec 11 05:42 PM
Report Created on: 13 Dec 11 09:26 AM

Page Number : 1
Vial Number : 16
Injection Number : 1
Sequence Line : 5
Instrument Method: TPHD.MTH
Analysis Method : TPHD.MTH



Data File Name : C:\HPCHEM\1\DATA\12-12-11\006F0301.D
Operator : ML
Instrument : GC1
Sample Name : 01-2191 mb
Run Time Bar Code:
Acquired on : 12 Dec 11 12:22 PM
Report Created on: 13 Dec 11 09:24 AM

Page Number : 1
Vial Number : 6
Injection Number : 1
Sequence Line : 3
Instrument Method: TPHD.MTH
Analysis Method : TPHD.MTH

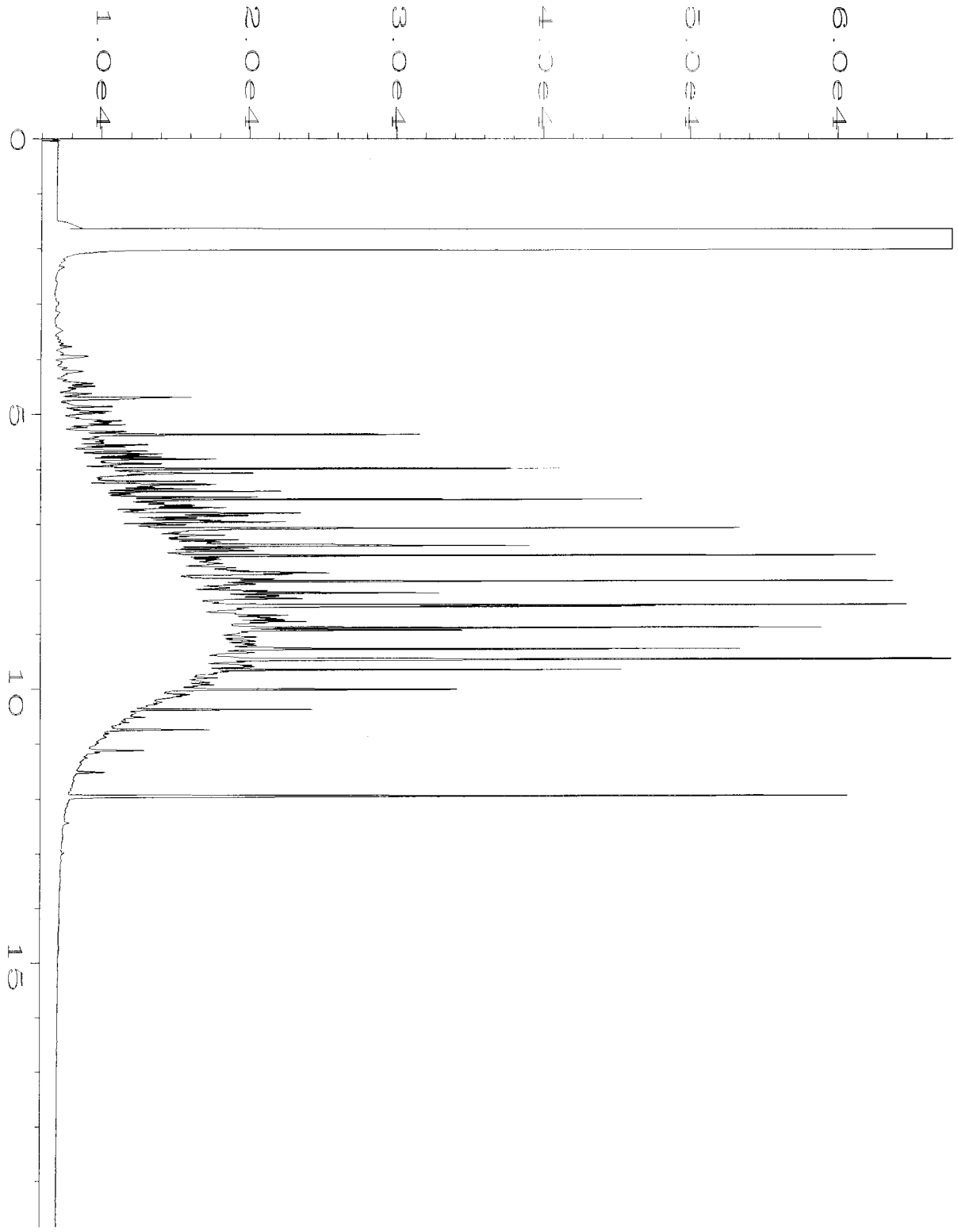

Data File Name	: C:\HPCHEM\1\DATA\12-12-11\003F0201.D		
Operator	: ML	Page Number	: 1
Instrument	: GC1	Vial Number	: 3
Sample Name	: 500 WADF 35-58C	Injection Number	: 1
Run Time Bar Code:		Sequence Line	: 2
Acquired on	: 12 Dec 11 09:09 AM	Instrument Method	: TPHD.MTH
Report Created on	: 13 Dec 11 09:24 AM	Analysis Method	: TPHD.MTH

112130

SAMPLE CHAIN OF CUSTODY

ME 12/08/11

V3/C05

Send Report To Tim Brown, cc: Jessica Brown, Audrey Hackett, Jennifer Cyr, Pete Kingston

Company SoundEarth Strategies, Inc.

Address 2811 Fairview Ave E, Suite 2000

City, State, ZIP Seattle, WA 98102

SAMPLERS (signature)	
E. Copeland	
PROJECT NAME/NO.	PO #
TOC Holdings Co. Facility No. 01-600 Seattle Terminal	01-600
REMARKS	EIM Y / N
[1] low level detection limit of 0.219 ug/L for PCP.	

Page # 1 of 1

TURNAROUND TIME

☒ Standard (2 Weeks)

☐ RUSH

Rush charges authorized by:

SAMPLE DISPOSAL

☒ Dispose after 30 days

☐ Return samples

☐ Will call with instructions

Sample ID	Sample Location	Sample Depth	Lab ID	Date Sampled	Time Sampled	Matrix	# of jars	GRPH by NWTPH-Gx	BTEX by EPA 8021B	DRPH/ORPH by NWTPH-Dx	PCP by EPA 8270D (low-level detection limits)[1]	cVOCs by EPA 8260B	Nitrate and Sulfate by EPA 300.0	Methane, Ethane, and Ethene by RSK 175			Notes
02MW05-20111208	02MW05	27.5	01A-D	20111208	1010	water	4	✓	✓	✓							
02MW08-20111208	02MW08	17.0	02A-D	" "	1140	" "	4	✓	✓	✓							
01MW85-20111208	01MW85	26.0	03A-E	" "	1530	" "	6	✓	✓	✓		✓					

E. Copeland 20111208

Samples received at 2 °C

Friedman & Bruya, Inc.
3012 16th Avenue West
Seattle, WA 98119-2029
Ph. (206) 285-8282
Fax (206) 283-5044

SIGNATURE	PRINT NAME	COMPANY	DATE	TIME
Relinquished by: E. Copeland	Elizabeth A. Copeland	SES	20111208	1645
Received by:		FrBr	12/8	1645
Relinquished by:				
Received by:				

FRIEDMAN & BRUYA, INC.

ENVIRONMENTAL CHEMISTS

James E. Bruya, Ph.D.
Yelena Aravkina, M.S.
Bradley T. Benson, B.S.
Kurt Johnson, B.S.

3012 16th Avenue West
Seattle, WA 98119-2029
TEL: (206) 285-8282
e-mail: fbi@isomedia.com

December 20, 2011

Tim Brown, Project Manager
SoundEarth Strategies
2811 Fairview Ave. East, Suite 2000
Seattle, WA 98102

Dear Mr. Brown:

Included are the results from the testing of material submitted on December 12, 2011 from the TOC_01-600_20111212 WORFDB5, F&BI 112166 project. There are 6 pages included in this report. Any samples that may remain are currently scheduled for disposal in 30 days. If you would like us to return your samples or arrange for long term storage at our offices, please contact us as soon as possible.

We appreciate this opportunity to be of service to you and hope you will call if you should have any questions.

Sincerely,

FRIEDMAN & BRUYA, INC.



Michael Erdahl
Project Manager

Enclosures
c: Mark Chandler, Jessica Brown, Audrey Hackett, Pete Kingston, Jennifer Cyr
SOU1220R.DOC

CASE NARRATIVE

This case narrative encompasses samples received on December 12, 2011 by Friedman & Bruya, Inc. from the SoundEarth Strategies TOC_01-600_20111212 WORFDB5, F&BI 112166 project. Samples were logged in under the laboratory ID's listed below.

Laboratory ID	SoundEarth Strategies
112166 -01	02MW12-20111212
112166 -02	FD02-20111212

All quality control requirements were acceptable.

Date of Report: 12/20/11
Date Received: 12/12/11
Project: TOC_01-600_20111212 WORFDB5, F&BI 112166
Date Extracted: 12/13/11
Date Analyzed: 12/13/11

RESULTS FROM THE ANALYSIS OF WATER SAMPLES FOR BENZENE, TOLUENE, ETHYLBENZENE, XYLENES AND TPH AS GASOLINE USING EPA METHOD 8021B AND NWTPH-Gx

Results Reported as ug/L (ppb)

Sample ID Laboratory ID	Benzene	Toluene	Ethyl Benzene	Total Xylenes	Gasoline Range	Surrogate (% Recovery) (Limit 52-124)
02MW12-20111212 112166-01 1/10	360	48	920	480	9,200	104
FD02-20111212 112166-02 1/10	350	48	910	470	8,900	104
Method Blank 01-2202 MB	<1	<1	<1	<3	<100	101

Date of Report: 12/20/11
Date Received: 12/12/11
Project: TOC_01-600_20111212 WORFDB5, F&BI 112166
Date Extracted: 12/14/11
Date Analyzed: 12/15/11

RESULTS FROM THE ANALYSIS OF WATER SAMPLES FOR TOTAL PETROLEUM HYDROCARBONS AS DIESEL AND MOTOR OIL USING METHOD NWTPH-Dx

Results Reported as ug/L (ppb)

Sample ID Laboratory ID	Diesel Range (C_{10}-C_{25})	Motor Oil Range (C_{25}-C_{36})	Surrogate (% Recovery) (Limit 47-140)
02MW12-20111212 112166-01	1,100 x	<250	91
FD02-20111212 112166-02	940 x	<250	78
Method Blank 01-2209 MB	<50	<250	90

Date of Report: 12/20/11
Date Received: 12/12/11
Project: TOC_01-600_20111212 WORFDB5, F&BI 112166

QUALITY ASSURANCE RESULTS FOR THE ANALYSIS OF WATER SAMPLES FOR BENZENE, TOLUENE, ETHYLBENZENE, XYLENES, AND TPH AS GASOLINE USING EPA METHOD 8021B AND NWTPH-Gx

Laboratory Code: 112165-02 (Duplicate)

Analyte	Reporting Units	Sample Result	Duplicate Result	Relative Percent Difference (Limit 20)
Benzene	ug/L (ppb)	<1	<1	nm
Toluene	ug/L (ppb)	<1	<1	nm
Ethylbenzene	ug/L (ppb)	<1	<1	nm
Xylenes	ug/L (ppb)	<3	<3	nm
Gasoline	ug/L (ppb)	<100	<100	nm

Laboratory Code: Laboratory Control Sample

Analyte	Reporting Units	Spike Level	Percent Recovery LCS	Acceptance Criteria
Benzene	ug/L (ppb)	50	88	65-118
Toluene	ug/L (ppb)	50	91	72-122
Ethylbenzene	ug/L (ppb)	50	92	73-126
Xylenes	ug/L (ppb)	150	88	74-118
Gasoline	ug/L (ppb)	1,000	98	69-134

Date of Report: 12/20/11
Date Received: 12/12/11
Project: TOC_01-600_20111212 WORFDB5, F&BI 112166

QUALITY ASSURANCE RESULTS FOR THE ANALYSIS OF WATER SAMPLES FOR TOTAL PETROLEUM HYDROCARBONS AS DIESEL EXTENDED USING METHOD NWTPH-Dx

Laboratory Code: Laboratory Control Sample

Analyte	Reporting Units	Spike Level	Percent Recovery LCS	Percent Recovery LCSD	Acceptance Criteria	RPD (Limit 20)
Diesel Extended	ug/L (ppb)	2,500	80	81	61-133	1

Data Qualifiers & Definitions

a - The analyte was detected at a level less than five times the reporting limit. The RPD results may not provide reliable information on the variability of the analysis.

A1 – More than one compound of similar molecule structure was identified with equal probability.

b - The analyte was spiked at a level that was less than five times that present in the sample. Matrix spike recoveries may not be meaningful.

ca - The calibration results for this range fell outside of acceptance criteria. The value reported is an estimate.

c - The presence of the analyte indicated may be due to carryover from previous sample injections.

d - The sample was diluted. Detection limits may be raised due to dilution.

ds - The sample was diluted. Detection limits are raised due to dilution and surrogate recoveries may not be meaningful.

dv - Insufficient sample was available to achieve normal reporting limits and limits are raised accordingly.

fb - Analyte present in the blank and the sample.

fc – The compound is a common laboratory and field contaminant.

hr - The sample and duplicate were reextracted and reanalyzed. RPD results were still outside of control limits. The variability is attributed to sample inhomogeneity.

ht - Analysis performed outside the method or client-specified holding time requirement.

ip - Recovery fell outside of normal control limits. Compounds in the sample matrix interfered with the quantitation of the analyte.

j – The result is below normal reporting limits. The value reported is an estimate.

J - The internal standard associated with the analyte is out of control limits. The reported concentration is an estimate.

jl - The analyte result in the laboratory control sample is out of control limits. The reported concentration should be considered an estimate.

jr - The rpd result in laboratory control sample associated with the analyte is out of control limits. The reported concentration should be considered an estimate.

js - The surrogate associated with the analyte is out of control limits. The reported concentration should be considered an estimate.

lc - The presence of the compound indicated is likely due to laboratory contamination.

L - The reported concentration was generated from a library search.

nm - The analyte was not detected in one or more of the duplicate analyses. Therefore, calculation of the RPD is not applicable.

pc – The sample was received in a container not approved by the method. The value reported should be considered an estimate.

pr – The sample was received with incorrect preservation. The value reported should be considered an estimate.

ve - Estimated concentration calculated for an analyte response above the valid instrument calibration range. A dilution is required to obtain an accurate quantification of the analyte.

vo - The value reported fell outside the control limits established for this analyte.

x - The sample chromatographic pattern does not resemble the fuel standard used for quantitation.

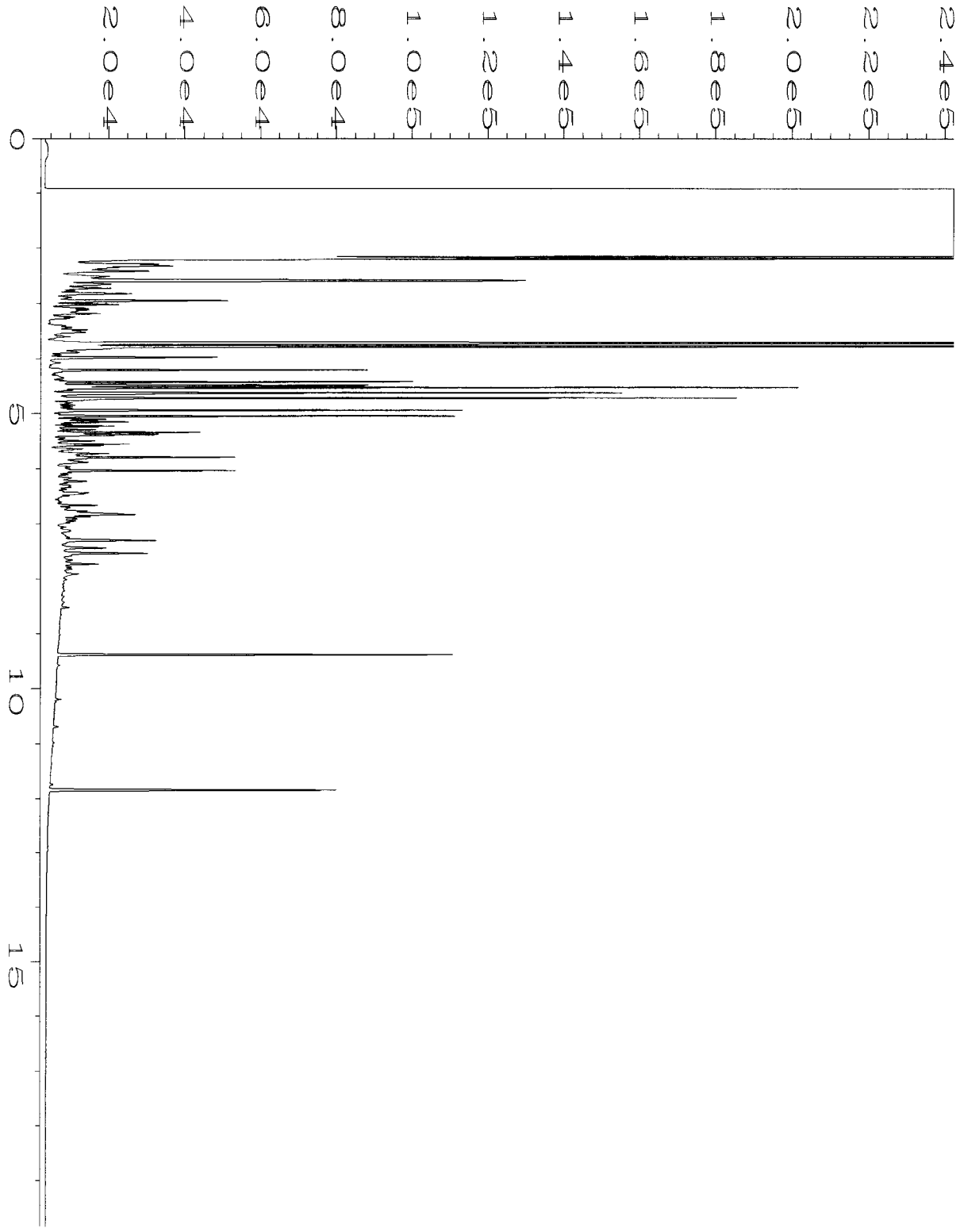

Data File Name : C:\HPCHEM\4\DATA\12-15-11\016F0501.D
Operator : ML
Instrument : GC#4
Sample Name : 112166-01
Run Time Bar Code:
Acquired on : 15 Dec 11 06:13 PM
Report Created on: 16 Dec 11 10:21 AM

Page Number : 1
Vial Number : 16
Injection Number : 1
Sequence Line : 5
Instrument Method: TPHD.MTH
Analysis Method : END.MTH

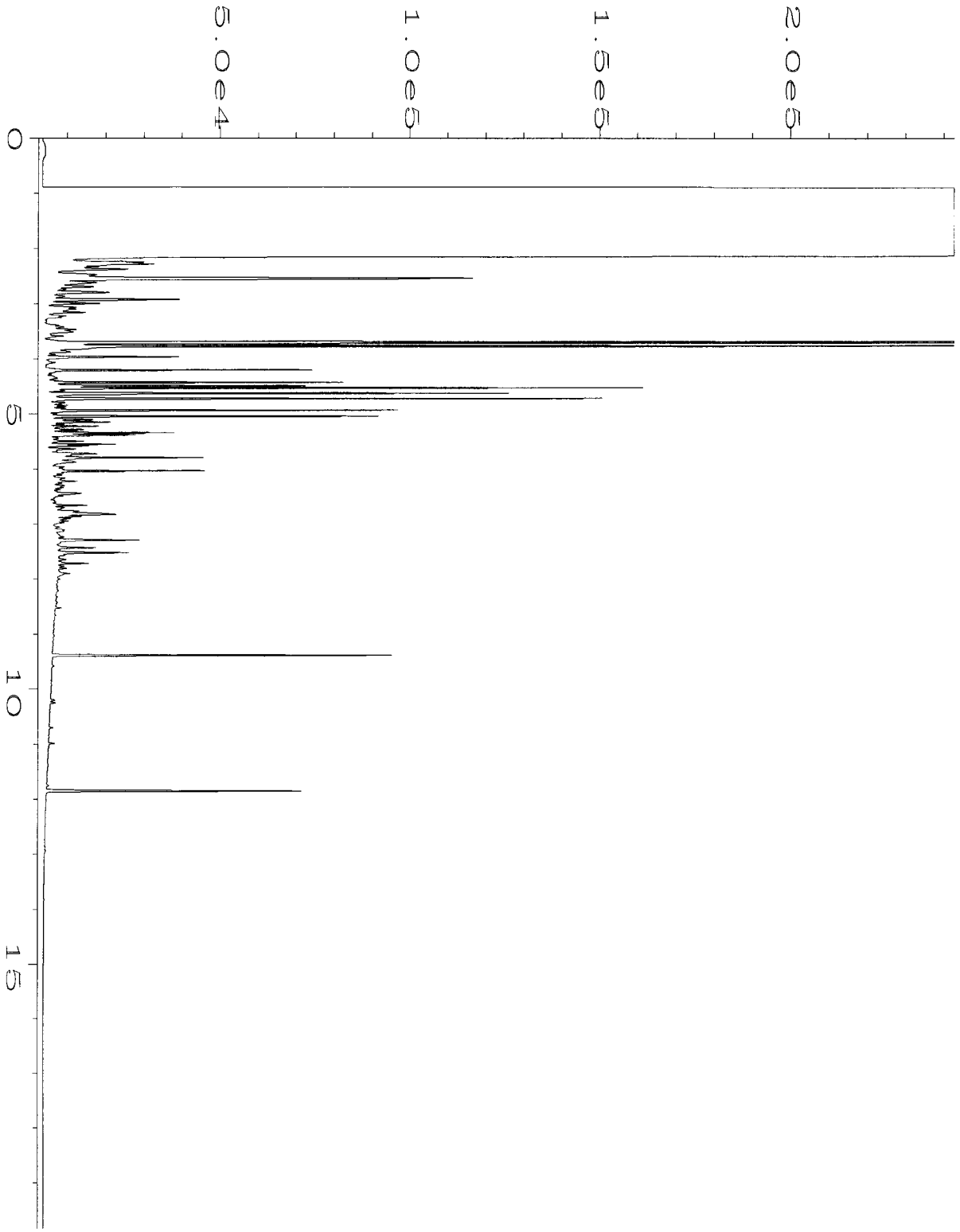

Data File Name : C:\HPCHEM\4\DATA\12-15-11\017F0501.D
Operator : ML
Instrument : GC#4
Sample Name : 112166-02
Run Time Bar Code:
Acquired on : 15 Dec 11 06:40 PM
Report Created on: 16 Dec 11 10:21 AM

Page Number : 1
Vial Number : 17
Injection Number : 1
Sequence Line : 5
Instrument Method: TPHD.MTH
Analysis Method : END.MTH



Data File Name : C:\HPCHEM\4\DATA\12-15-11\011F0501.D
Operator : ML
Instrument : GC#4
Sample Name : 01-2209 mb
Run Time Bar Code:
Acquired on : 15 Dec 11 04:02 PM
Report Created on: 16 Dec 11 10:19 AM

Page Number : 1
Vial Number : 11
Injection Number : 1
Sequence Line : 5
Instrument Method: TPHD.MTH
Analysis Method : END.MTH

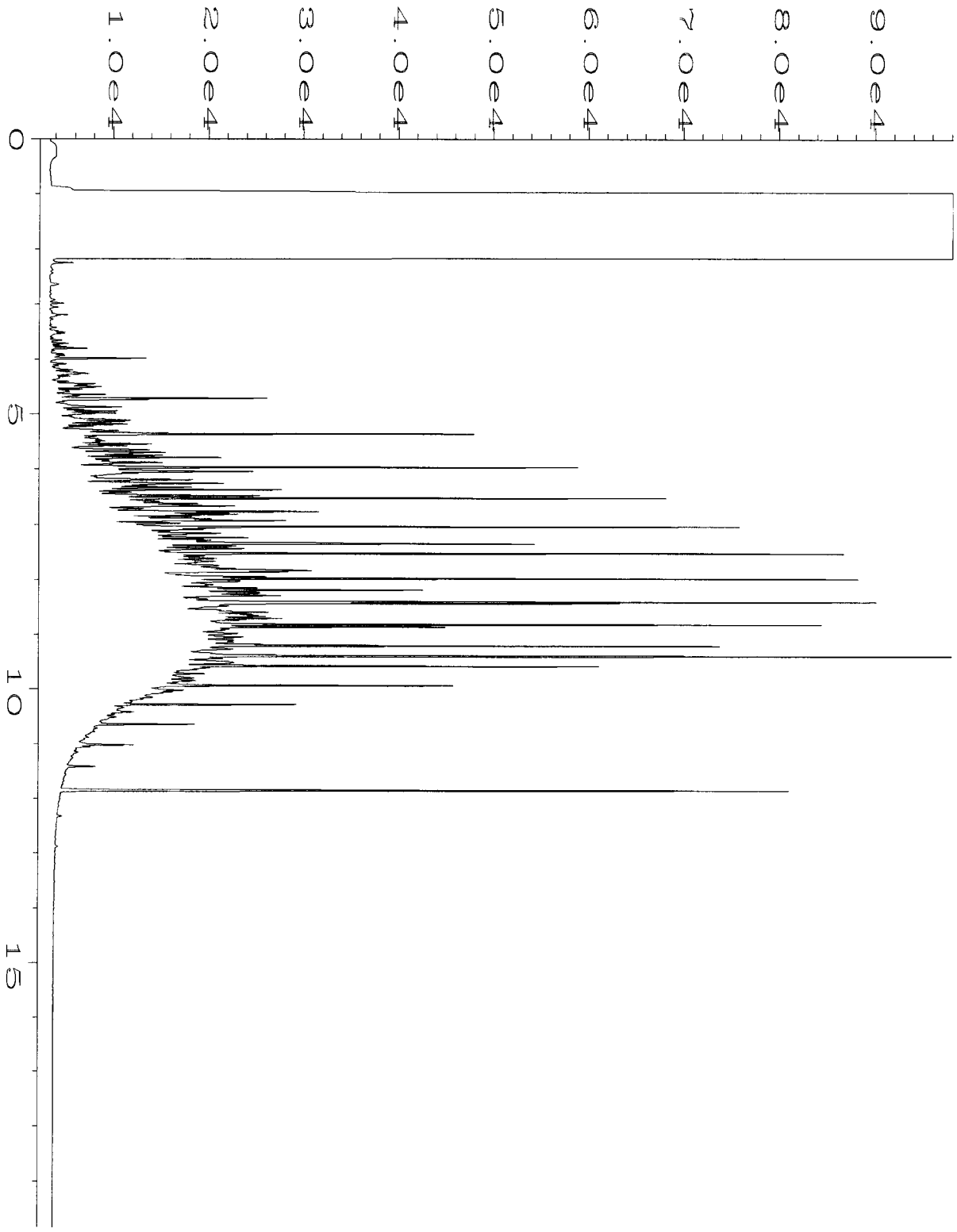

Data File Name	: C:\HPCHEM\4\DATA\12-15-11\003F0201.D		
Operator	: ML	Page Number	: 1
Instrument	: GC#4	Vial Number	: 3
Sample Name	: 500 WADF 35-58C	Injection Number	: 1
Run Time Bar Code:		Sequence Line	: 2
Acquired on	: 15 Dec 11 11:48 AM	Instrument Method	: TPHD.MTH
Report Created on	: 16 Dec 11 10:19 AM	Analysis Method	: END.MTH

112166

SAMPLE CHAIN OF CUSTODY

ME 12/12/11

VI/C05

Send Report To Tim Brown, cc: Jessica Brown & Audrey Hackett

Company Sound Environmental Strategies

Address 2811 Fairview Ave E, Suite 2000

City, State, ZIP Seattle, WA 98102

SAMPLERS (signature)

PROJECT NAME/NO.: TOC Holdings Co. Facility No. 01-600 Seattle Terminal – East Waterfront Property

PO #

REMARKS

EIM Y / N

Page # 1 of 1

TURNAROUND TIME

☒ Standard (2 Weeks)

☐ RUSH

Rush charges authorized by:

SAMPLE DISPOSAL

☒ Dispose after 30 days

☐ Return samples

☐ Will call with instructions

Sample ID	Sample Location	Sample Depth	Lab ID	Date Sampled	Time Sampled	Matrix	# of jars	GRPH by NWTPH-Gx	BTEX by EPA 8021B	DRPH/ORPH by NWTPH-Dx	PCP by EPA 8270D (low-level detection limits)	cVOCs by EPA 8260B	Nitrate and Sulfate by EPA 300.0	Methane, Ethane, and Ethene by RSK 175			Notes
02mw12-20111212	02mw12		01A-D	12/12/11	1449	H_2O	4	X	X	X							
FD02-20111212	02mw12		02A-D	12/12/11	1503	H_2O	4	X	X	X							
							we										

Friedman & Bruya, Inc.
3012 16th Avenue West
Seattle, WA 98119-2029
Ph. (206) 285-8282
Fax (206) 283-5044

	SIGNATURE	PRINT NAME	COMPANY	DATE	TIME
Relinquished by:		WILL CAMARDA	SES	12/12/11	17:05
Received by:		HONG NGUYEN	FBI	12/12/11	
Relinquished by:					
Received by:					

Samples received at 2 °C

FRIEDMAN & BRUYA, INC.

ENVIRONMENTAL CHEMISTS

James E. Bruya, Ph.D.
Yelena Aravkina, M.S.
Bradley T. Benson, B.S.
Kurt Johnson, B.S.

3012 16th Avenue West
Seattle, WA 98119-2029
TEL: (206) 285-8282
e-mail: fbi@isomedia.com

May 10, 2012

Tim Brown, Project Manager
SoundEarth Strategies
2811 Fairview Ave. East, Suite 2000
Seattle, WA 98102

Dear Mr. Brown:

Included are the results from the testing of material submitted on May 1, 2012 from the TOC_01-600_20120501 WORFDB6, F&BI 205019 project. There are 6 pages included in this report. Any samples that may remain are currently scheduled for disposal in 30 days. If you would like us to return your samples or arrange for long term storage at our offices, please contact us as soon as possible.

We appreciate this opportunity to be of service to you and hope you will call if you should have any questions.

Sincerely,

FRIEDMAN & BRUYA, INC.



Michael Erdahl
Project Manager

Enclosures
c: Mark Chandler, Jessica Brown, Audrey Hackett, Pete Kingston, Jennifer Cyr
SOU0510R.DOC

CASE NARRATIVE

This case narrative encompasses samples received on May 1, 2012 by Friedman & Bruya, Inc. from the SoundEarth Strategies TOC_01-600_20120501 WORFDB6, F&BI 205019 project. Samples were logged in under the laboratory ID's listed below.

Laboratory ID	SoundEarth Strategies
205019-01	B226-20120430
205019-02	B227-20120430
205019-03	B228-20120430
205019-04	B229-20120430
205019-05	B230-20120430
205019-06	B231-20120430
205019-07	B232-20120430
205019-08	B233-20120430

All quality control requirements were acceptable.

Date of Report: 05/10/12
Date Received: 05/01/12
Project: TOC_01-600_20120501 WORFDB6, F&BI 205019
Date Extracted: 05/04/12
Date Analyzed: 05/05/12 and 05/07/12

RESULTS FROM THE ANALYSIS OF WATER SAMPLES FOR BENZENE, TOLUENE, ETHYLBENZENE, XYLENES AND TPH AS GASOLINE USING EPA METHOD 8021B AND NWTPH-Gx

Results Reported as ug/L (ppb)

Sample ID Laboratory ID	Benzene	Toluene	Ethyl Benzene	Total Xylenes	Gasoline Range	Surrogate (% Recovery) (Limit 50-150)
B226-20120430 205019-01 1/10	270	<10	<10	<30	2,100	86
B227-20120430 205019-02	1.2	<1	<1	<3	<100	85
B228-20120430 205019-03	<1	1.3	1.4	<3	200	94
B229-20120430 205019-04	<1	<1	<1	<3	<100	82
B230-20120430 205019-05	<1	<1	<1	<3	<100	85
B231-20120430 205019-06	<1	<1	<1	<3	<100	85
B232-20120430 205019-07 1/10	11	26	190	<30	5,300	92
B233-20120430 205019-08	<1	<1	<1	<3	<100	84
Method Blank 02-0761 MB	<1	<1	<1	<3	<100	85

Date of Report: 05/10/12
Date Received: 05/01/12
Project: TOC_01-600_20120501 WORFDB6, F&BI 205019
Date Extracted: 05/04/12
Date Analyzed: 05/04/12

RESULTS FROM THE ANALYSIS OF WATER SAMPLES FOR TOTAL PETROLEUM HYDROCARBONS AS DIESEL AND MOTOR OIL USING METHOD NWTPH-Dx

Results Reported as ug/L (ppb)

Sample ID Laboratory ID	Diesel Range (C_{10}-C_{25})	Motor Oil Range (C_{25}-C_{36})	Surrogate (% Recovery) (Limit 51-134)
B226-20120430 205019-01	270 x	<250	93
B227-20120430 205019-02	140 x	<250	99
B228-20120430 205019-03	370 x	<250	98
B229-20120430 205019-04	320 x	270 x	100
B230-20120430 205019-05	170 x	<250	98
B231-20120430 205019-06	200 x	<250	95
B232-20120430 205019-07	1,100 x	<250	98
B233-20120430 205019-08	230 x	<250	101
Method Blank 02-755 MB	<50	<250	98

Date of Report: 05/10/12
Date Received: 05/01/12
Project: TOC_01-600_20120501 WORFDB6, F&BI 205019

QUALITY ASSURANCE RESULTS FOR THE ANALYSIS OF WATER SAMPLES FOR BENZENE, TOLUENE, ETHYLBENZENE, XYLENES, AND TPH AS GASOLINE USING EPA METHOD 8021B AND NWTPH-Gx

Laboratory Code: 205069-01 (Duplicate)

Analyte	Reporting Units	Sample Result	Duplicate Result	Relative Percent Difference (Limit 20)
Benzene	ug/L (ppb)	<1	<1	nm
Toluene	ug/L (ppb)	<1	<1	nm
Ethylbenzene	ug/L (ppb)	<1	<1	nm
Xylenes	ug/L (ppb)	<3	<3	nm
Gasoline	ug/L (ppb)	<100	<100	nm

Laboratory Code: Laboratory Control Sample

Analyte	Reporting Units	Spike Level	Percent Recovery LCS	Acceptance Criteria
Benzene	ug/L (ppb)	50	88	72-119
Toluene	ug/L (ppb)	50	91	71-113
Ethylbenzene	ug/L (ppb)	50	91	72-114
Xylenes	ug/L (ppb)	150	88	72-113
Gasoline	ug/L (ppb)	1,000	88	70-119

Date of Report: 05/10/12
Date Received: 05/01/12
Project: TOC_01-600_20120501 WORFDB6, F&BI 205019

QUALITY ASSURANCE RESULTS FOR THE ANALYSIS OF WATER SAMPLES FOR TOTAL PETROLEUM HYDROCARBONS AS DIESEL EXTENDED USING METHOD NWTPH-Dx

Laboratory Code: Laboratory Control Sample

Analyte	Reporting Units	Spike Level	Percent Recovery LCS	Percent Recovery LCSD	Acceptance Criteria	RPD (Limit 20)
Diesel Extended	ug/L (ppb)	2,500	109	111	58-134	2

Data Qualifiers & Definitions

a - The analyte was detected at a level less than five times the reporting limit. The RPD results may not provide reliable information on the variability of the analysis.

A1 – More than one compound of similar molecule structure was identified with equal probability.

b - The analyte was spiked at a level that was less than five times that present in the sample. Matrix spike recoveries may not be meaningful.

ca - The calibration results for this range fell outside of acceptance criteria. The value reported is an estimate.

c - The presence of the analyte indicated may be due to carryover from previous sample injections.

d - The sample was diluted. Detection limits may be raised due to dilution.

ds - The sample was diluted. Detection limits are raised due to dilution and surrogate recoveries may not be meaningful.

dv - Insufficient sample was available to achieve normal reporting limits and limits are raised accordingly.

fb - Analyte present in the blank and the sample.

fc – The compound is a common laboratory and field contaminant.

hr - The sample and duplicate were reextracted and reanalyzed. RPD results were still outside of control limits. The variability is attributed to sample inhomogeneity.

ht - Analysis performed outside the method or client-specified holding time requirement.

ip - Recovery fell outside of normal control limits. Compounds in the sample matrix interfered with the quantitation of the analyte.

j – The result is below normal reporting limits. The value reported is an estimate.

J - The internal standard associated with the analyte is out of control limits. The reported concentration is an estimate.

jl - The analyte result in the laboratory control sample is out of control limits. The reported concentration should be considered an estimate.

jr - The rpd result in laboratory control sample associated with the analyte is out of control limits. The reported concentration should be considered an estimate.

js - The surrogate associated with the analyte is out of control limits. The reported concentration should be considered an estimate.

lc - The presence of the compound indicated is likely due to laboratory contamination.

L - The reported concentration was generated from a library search.

nm - The analyte was not detected in one or more of the duplicate analyses. Therefore, calculation of the RPD is not applicable.

pc – The sample was received in a container not approved by the method. The value reported should be considered an estimate.

pr – The sample was received with incorrect preservation. The value reported should be considered an estimate.

ve - Estimated concentration calculated for an analyte response above the valid instrument calibration range. A dilution is required to obtain an accurate quantification of the analyte.

vo - The value reported fell outside the control limits established for this analyte.

x - The sample chromatographic pattern does not resemble the fuel standard used for quantitation.

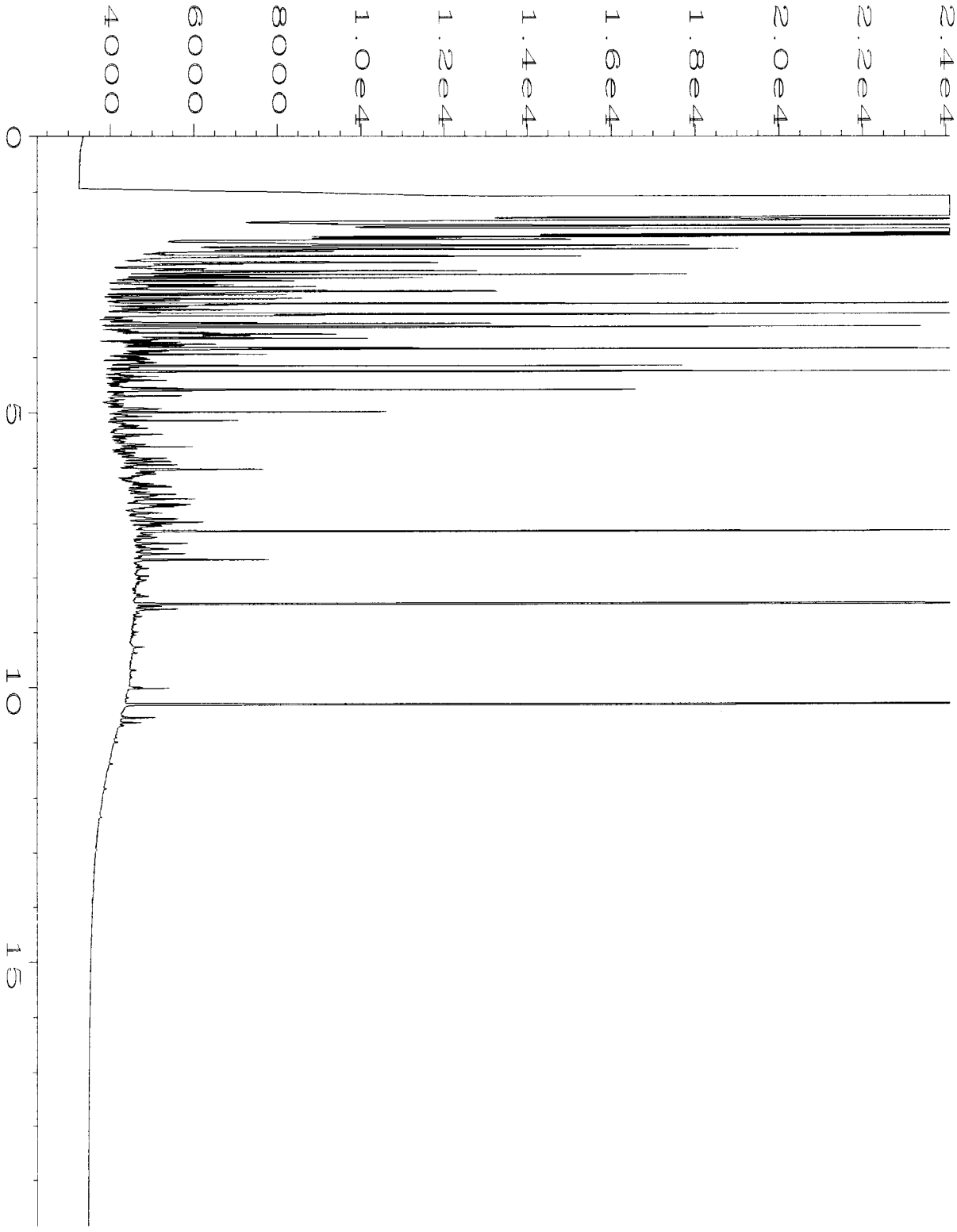

Data File Name : C:\HPCHEM\6\DATA\05-04-12\019F0501.D
Operator : mwdl
Instrument : GC #6
Sample Name : 205019-01
Run Time Bar Code:
Acquired on : 04 May 12 05:56 PM
Report Created on: 07 May 12 09:51 AM

Page Number : 1
Vial Number : 19
Injection Number : 1
Sequence Line : 5
Instrument Method: TPHD.MTH
Analysis Method : TPHD.MTH



Data File Name : C:\HPCHEM\6\DATA\05-04-12\020F0501.D
Operator : mwdl
Instrument : GC #6
Sample Name : 205019-02
Run Time Bar Code:
Acquired on : 04 May 12 06:21 PM
Report Created on: 07 May 12 09:52 AM

Page Number : 1
Vial Number : 20
Injection Number : 1
Sequence Line : 5
Instrument Method: TPHD.MTH
Analysis Method : TPHD.MTH

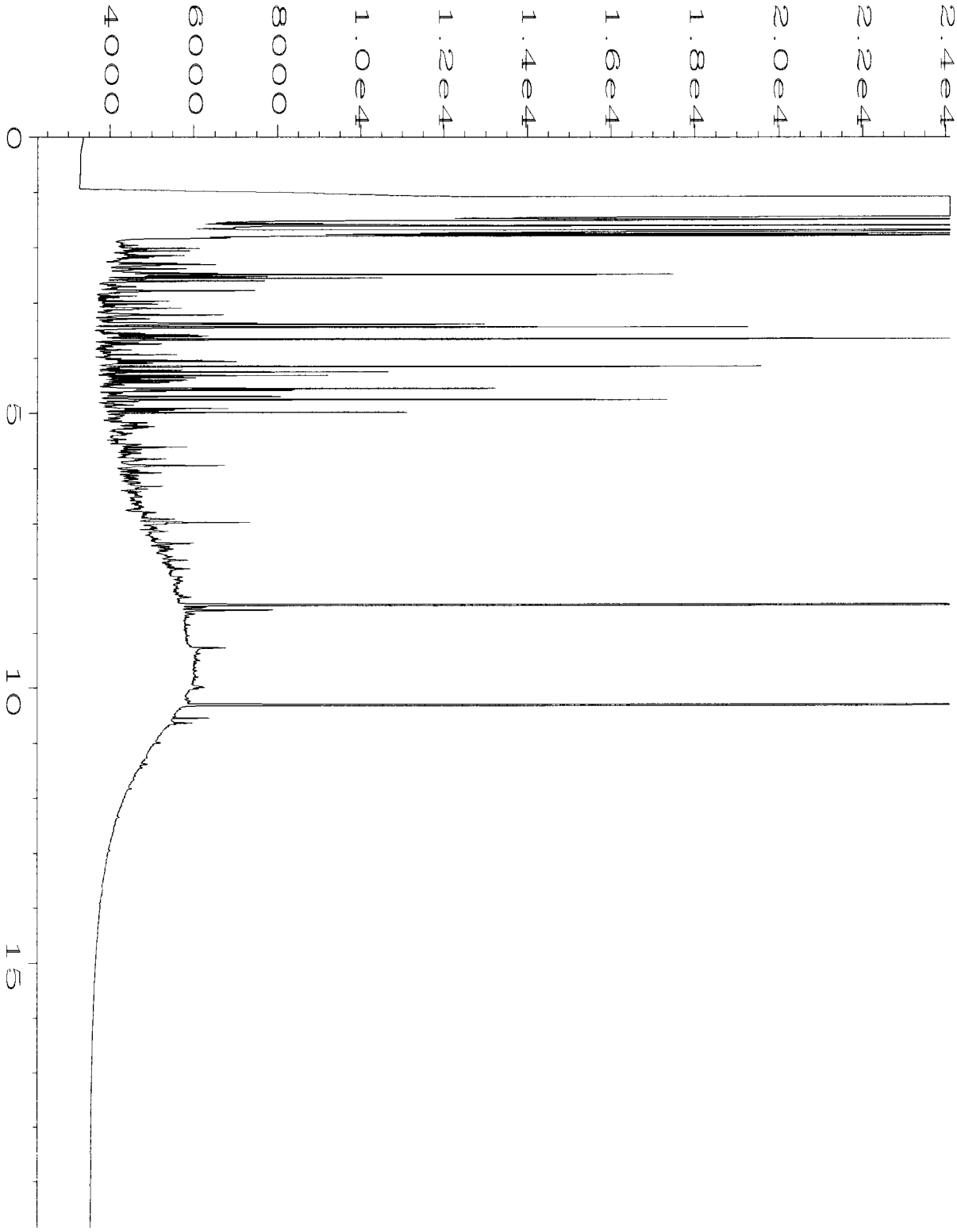

Data File Name : C:\HPCHEM\6\DATA\05-04-12\021F0501.D
Operator : mwdl
Instrument : GC #6
Sample Name : 205019-03
Run Time Bar Code:
Acquired on : 04 May 12 06:46 PM
Report Created on: 07 May 12 09:52 AM

Page Number : 1
Vial Number : 21
Injection Number : 1
Sequence Line : 5
Instrument Method: TPHD.MTH
Analysis Method : TPHD.MTH

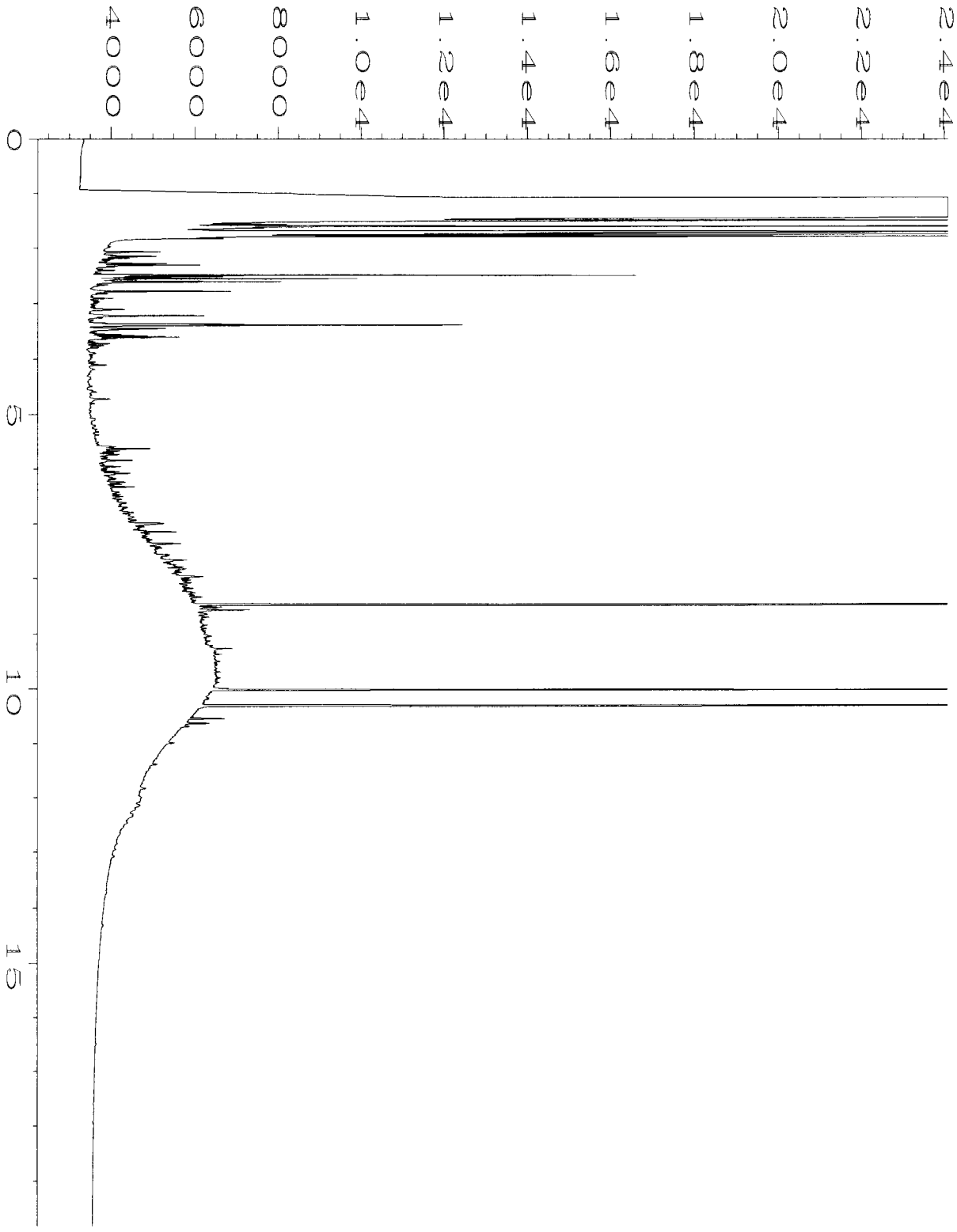

Data File Name : C:\HPCHEM\6\DATA\05-04-12\022F0501.D
Operator : mwdl
Instrument : GC #6
Sample Name : 205019-04
Run Time Bar Code:
Acquired on : 04 May 12 07:12 PM
Report Created on: 07 May 12 09:52 AM

Page Number : 1
Vial Number : 22
Injection Number : 1
Sequence Line : 5
Instrument Method: TPHD.MTH
Analysis Method : TPHD.MTH

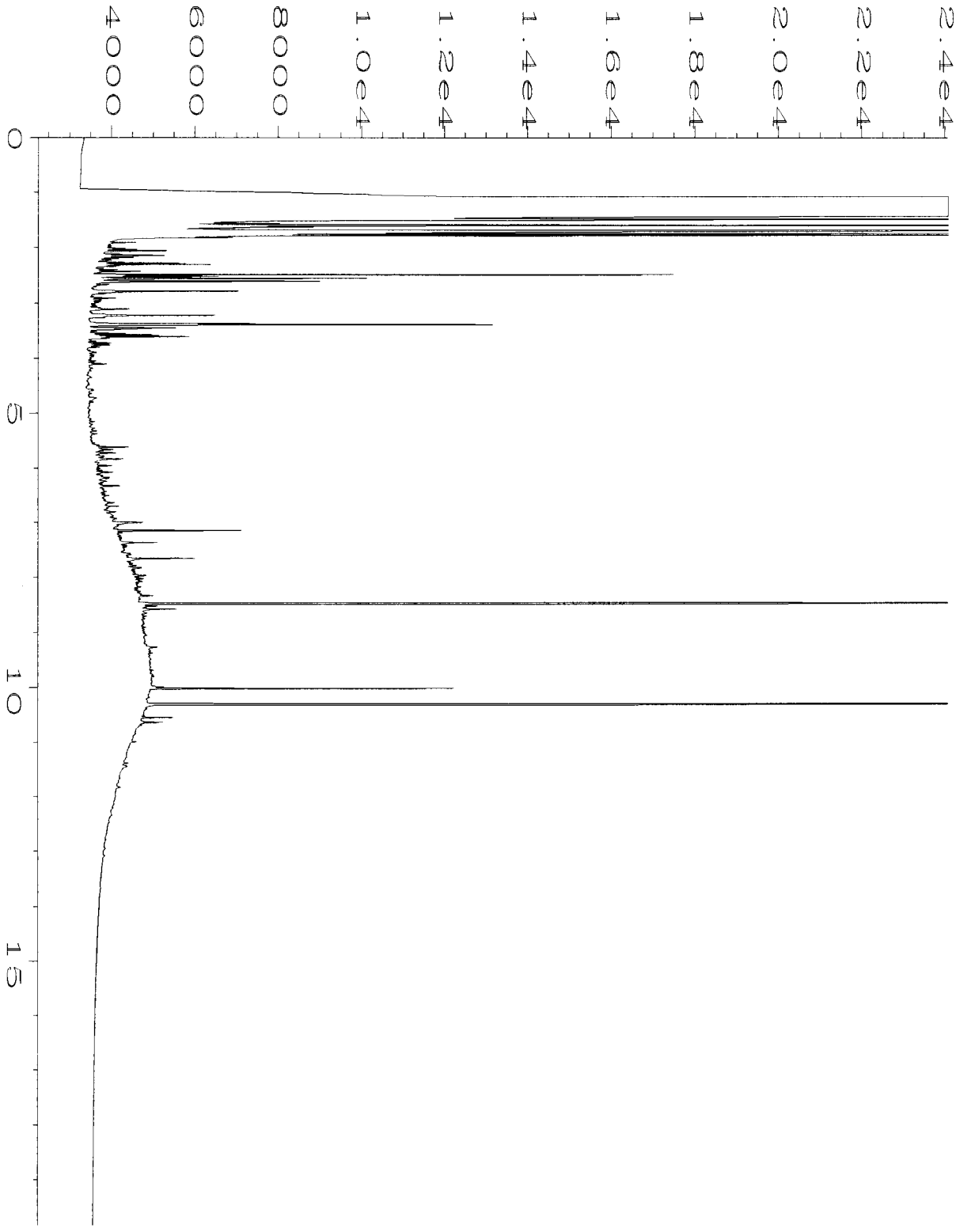

Data File Name : C:\HPCHEM\6\DATA\05-04-12\023F0501.D
Operator : mwdl
Instrument : GC #6
Sample Name : 205019-05
Run Time Bar Code:
Acquired on : 04 May 12 07:37 PM
Report Created on: 07 May 12 09:52 AM

Page Number : 1
Vial Number : 23
Injection Number : 1
Sequence Line : 5
Instrument Method: TPHD.MTH
Analysis Method : TPHD.MTH

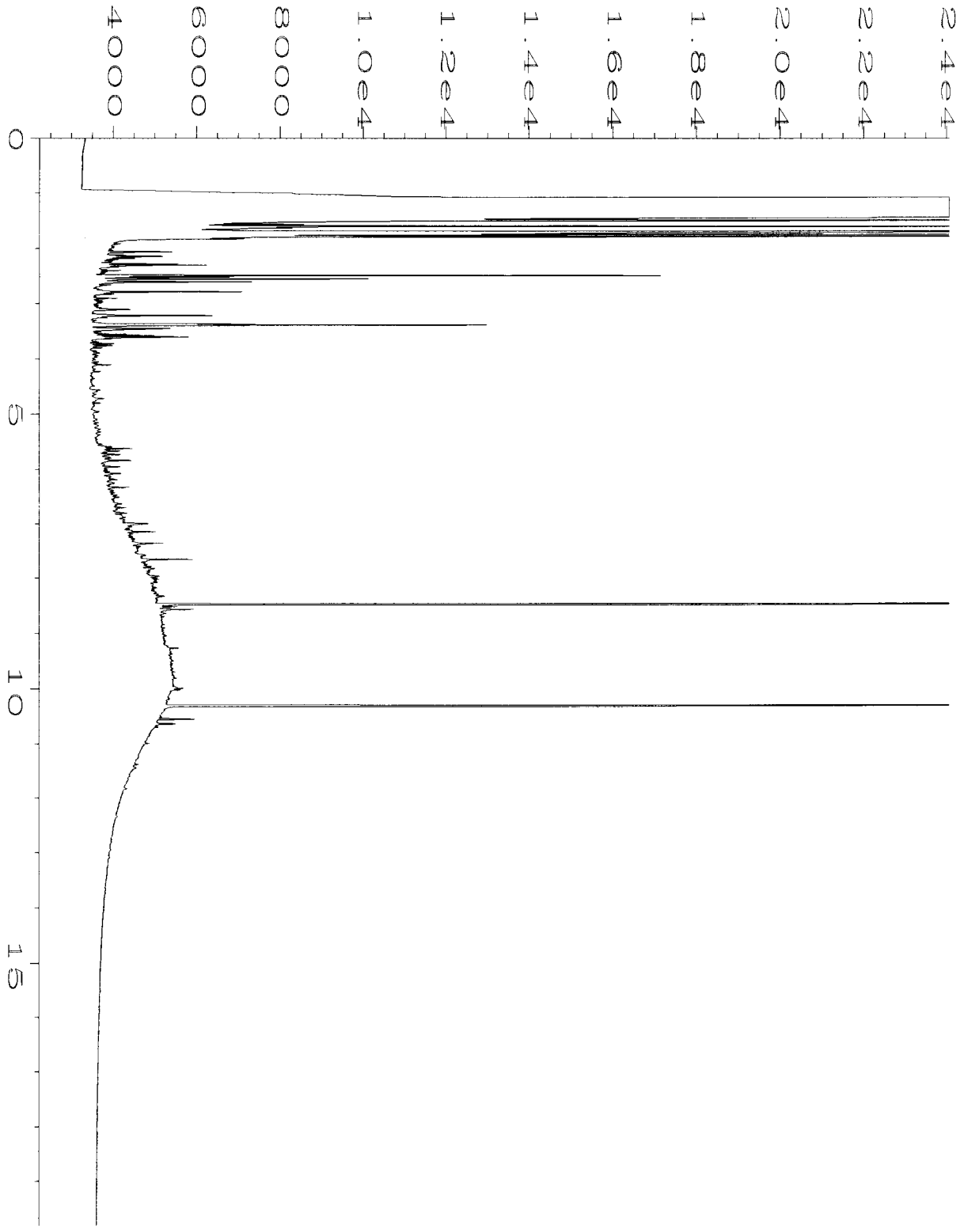

Data File Name : C:\HPCHEM\6\DATA\05-04-12\024F0501.D
Operator : mwdl
Instrument : GC #6
Sample Name : 205019-06
Run Time Bar Code:
Acquired on : 04 May 12 08:02 PM
Report Created on: 07 May 12 09:52 AM

Page Number : 1
Vial Number : 24
Injection Number : 1
Sequence Line : 5
Instrument Method: TPHD.MTH
Analysis Method : TPHD.MTH

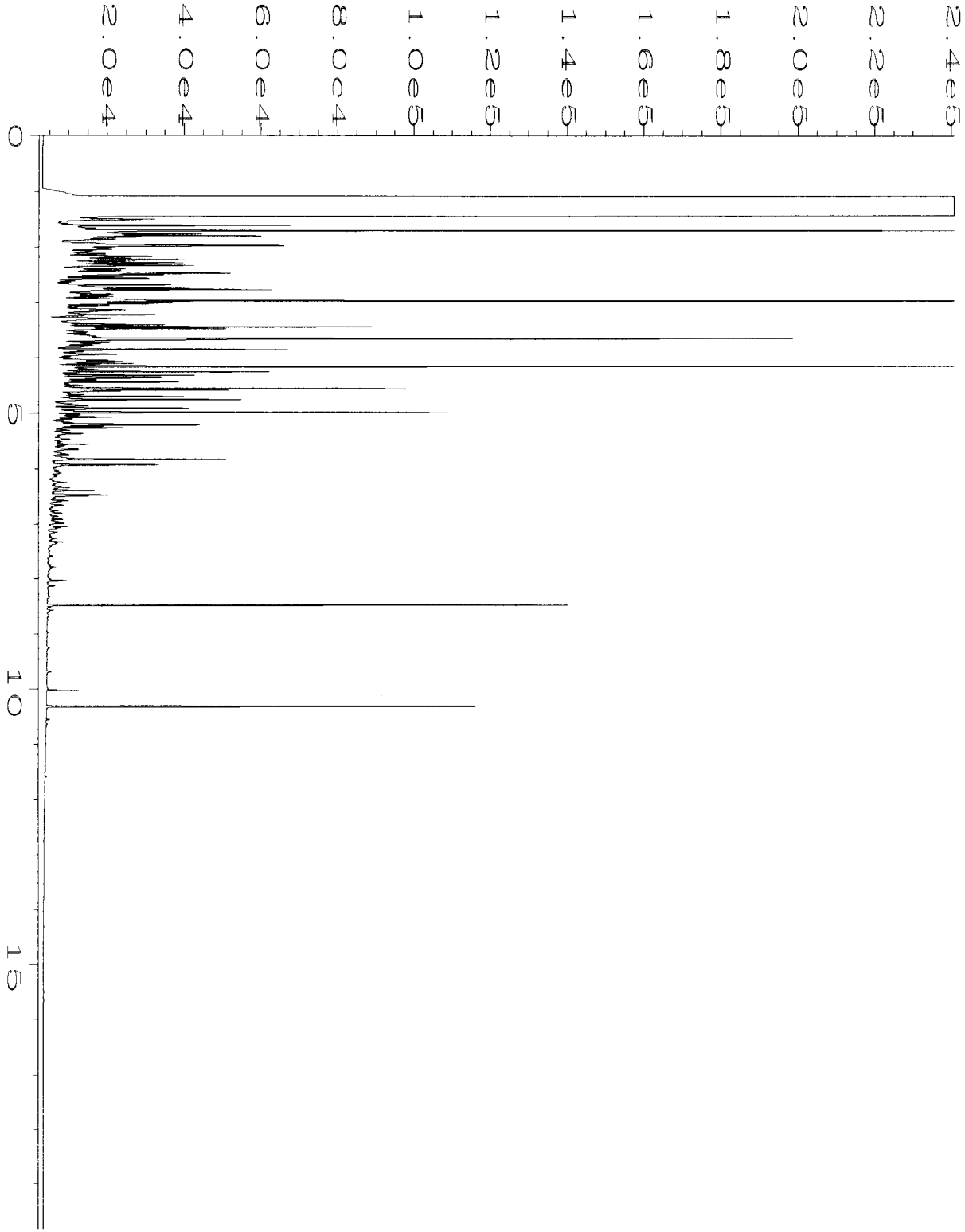

Data File Name : C:\HPCHEM\6\DATA\05-04-12\025F0501.D
Operator : mwdl
Instrument : GC #6
Sample Name : 205019-07
Run Time Bar Code:
Acquired on : 04 May 12 08:27 PM
Report Created on: 07 May 12 09:52 AM

Page Number : 1
Vial Number : 25
Injection Number : 1
Sequence Line : 5
Instrument Method: TPHD.MTH
Analysis Method : TPHD.MTH

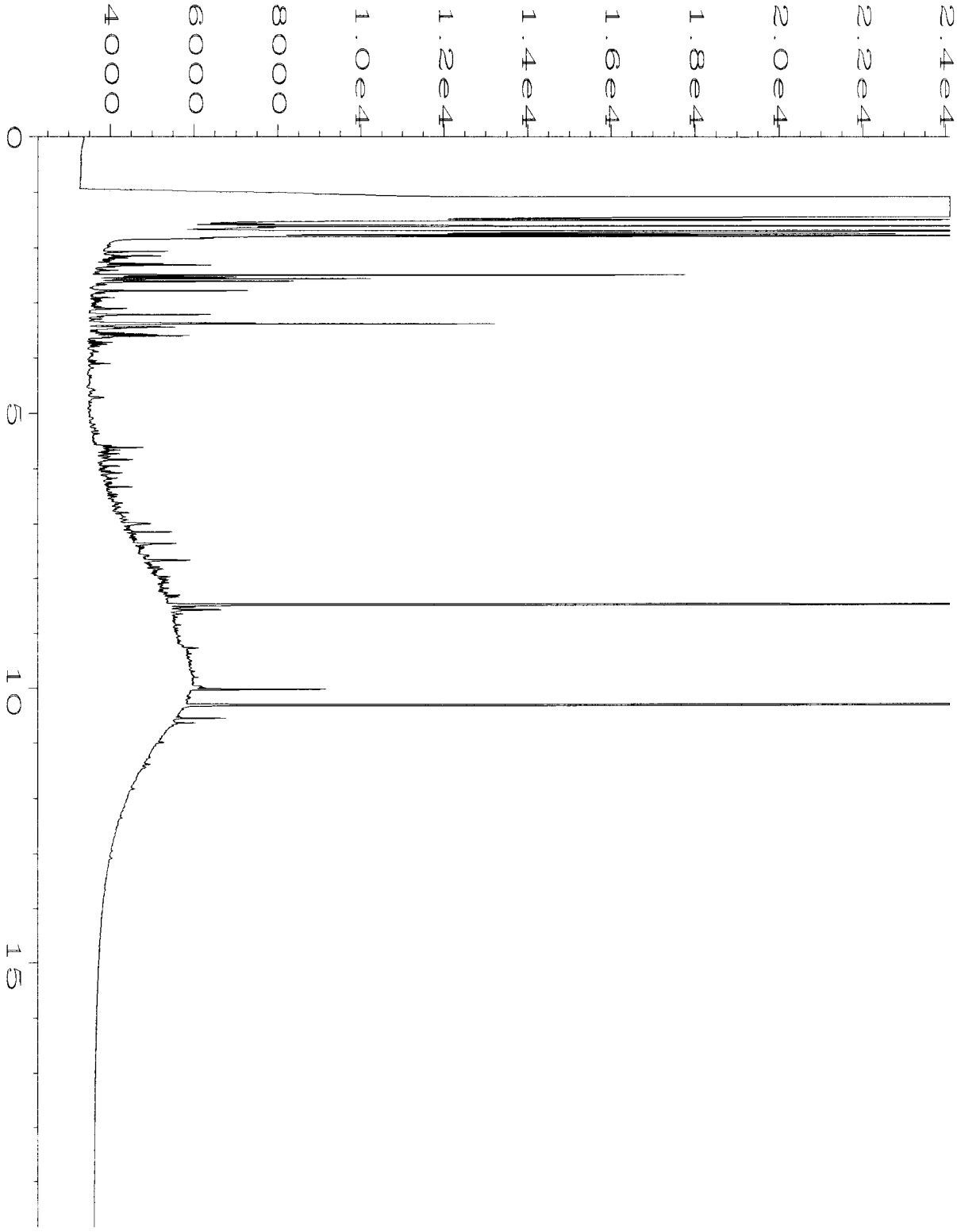

Data File Name : C:\HPCHEM\6\DATA\05-04-12\026F0501.D
Operator : mwdl
Instrument : GC #6
Sample Name : 205019-08
Run Time Bar Code:
Acquired on : 04 May 12 08:53 PM
Report Created on: 07 May 12 09:52 AM

Page Number : 1
Vial Number : 26
Injection Number : 1
Sequence Line : 5
Instrument Method: TPHD.MTH
Analysis Method : TPHD.MTH



Data File Name : C:\HPCHEM\6\DATA\05-04-12\016F0501.D
Operator : mwdl
Instrument : GC #6
Sample Name : 02-755 mb
Run Time Bar Code:
Acquired on : 04 May 12 04:45 PM
Report Created on: 07 May 12 09:50 AM

Page Number : 1
Vial Number : 16
Injection Number : 1
Sequence Line : 5
Instrument Method: TPHD.MTH
Analysis Method : TPHD.MTH

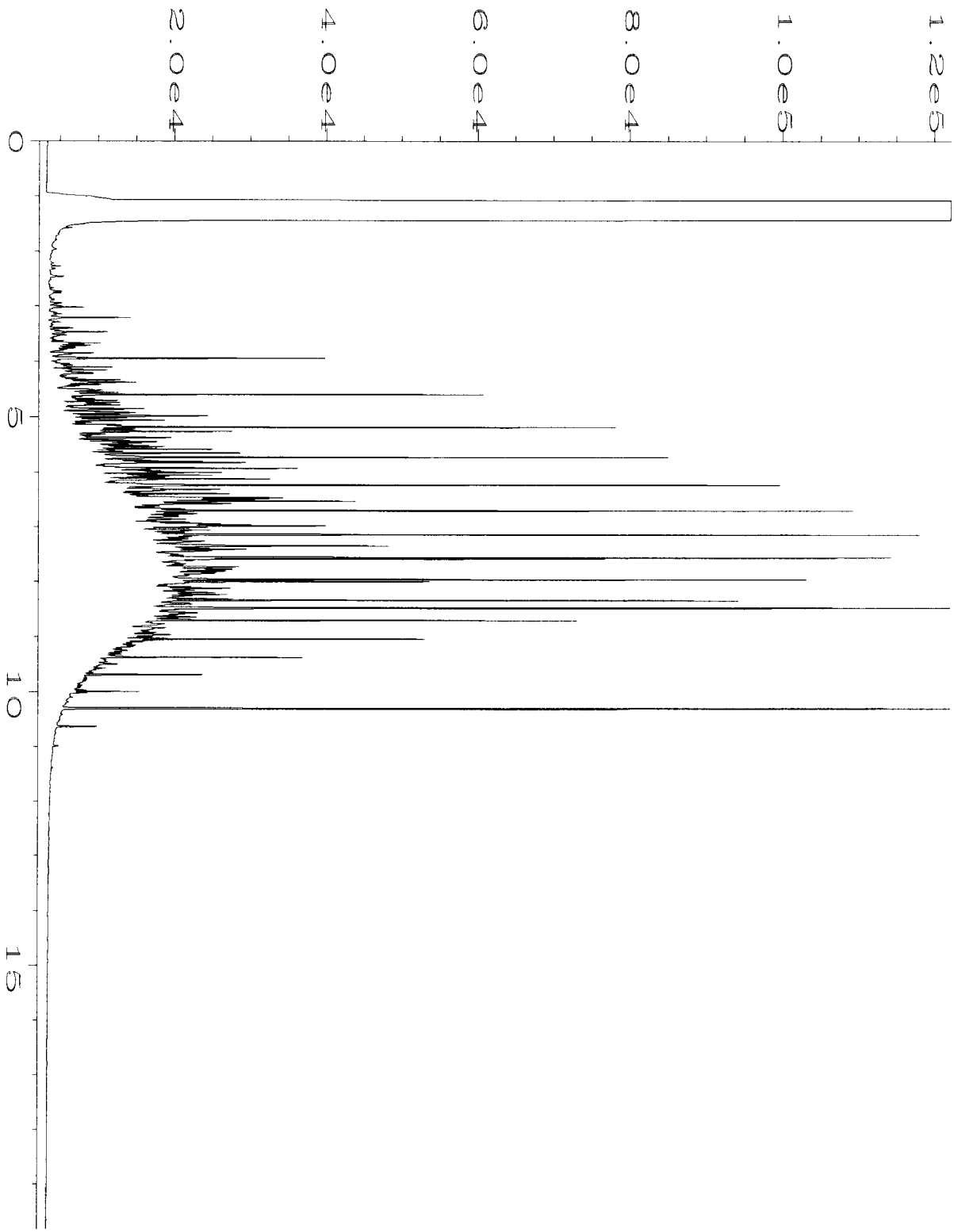

Data File Name : C:\HPCHEM\6\DATA\05-04-12\003F0201.D
Operator : mwdl
Instrument : GC #6
Sample Name : 500 WADF 37-06B
Run Time Bar Code:
Acquired on : 04 May 12 09:15 AM
Report Created on: 07 May 12 09:50 AM

Page Number : 1
Vial Number : 3
Injection Number : 1
Sequence Line : 2
Instrument Method: TPHD.MTH
Analysis Method : TPHD.MTH

205019

SAMPLE CHAIN OF CUSTODY

ME 05-01-12

B05 1/12

Send Report To Tim Brown, cc: Jessica Brown & Audrey Hackett

Company Sound Environmental Strategies

Address 2811 Fairview Ave E. Suite 2000

City, State, ZIP Seattle, WA 98102

SAMPLERS (signature)

PROJECT NAME/NO.: TOC Holdings Co. Facility No. 01-600 Seattle Terminal – East Waterfront Property

PO #

REMARKS: X=Run standard test per JAB 5/3/12

EIM Y / N

Page # 1 of 1

TURNAROUND TIME
Hold
Standard (2 Weeks)
RUSH
Rush charges authorized by:

SAMPLE DISPOSAL
⊗ Dispose after 30 days
Return samples
Will call with instructions

Dx+G+BTEX only per JB 5/4/12 MC

Sample ID	Sample Location	Sample Depth	Lab ID	Date Sampled	Time Sampled	Matrix	# of jars	GRPH by NWTPH-Gx	DRPH & ORPH by NWTPH-Dx	BTEX by 8021B	Alkalinity, Salinity, Hardness by SM2320/2330/130.2	Sulfate by 375.2 Sulfide by 376.1	TKN, Nitrate, Nitrite by 351.1 & 353.2	Methane, Ethane, Ethene by RSK175	Phosphorus by 3v S.1		Notes
B226-20120430		17.5	01A-D	4/30/12	1025	W	4	X	X	X	X	X	X	X	X		~~Hold~~
B227-20120430		20	02 T	4/30/12	1141			X	X	X	X	X	X	X	X		
B228-20120430		8	03	4/30/12	1233			X	X	X	X	X	X	X	X		
B229-20120430		10	04	4/30/12	1338												
B230-20120430		7.5	05	4/30/12	1428			X	X	X	X	X	X	X	X		
B231-20120430		7.5	06	4/30/12	1545 AR			X	X	X	X	X	X	X	X		
B232-20120430		10	07	4/30/12	1632			X	X	X	X	X	X	X	X		
B233-20120430		15	08	4/30/12	1745			X	X	X	X	X	X	X	X		

Friedman & Bruya, Inc.
3012 16th Avenue West
Seattle, WA 98119-2029
Ph. (206) 285-8282
Fax (206) 283-5044

	SIGNATURE	PRINT NAME	COMPANY	DATE	TIME
Relinquished by:		Andrew Lee	SES	5/1/12	1300
Received by:		Nhan Phan	FEBI	5/1/12	1300
Relinquished by:					
Received by:			Samples received at 2 °C		

FRIEDMAN & BRUYA, INC.

ENVIRONMENTAL CHEMISTS

James E. Bruya, Ph.D.
Yelena Aravkina, M.S.
Bradley T. Benson, B.S.
Kurt Johnson, B.S.

3012 16th Avenue West
Seattle, WA 98119-2029
TEL: (206) 285-8282
e-mail: fbi@isomedia.com

May 25, 2012

Tim Brown, Project Manager
SoundEarth Strategies
2811 Fairview Ave. East, Suite 2000
Seattle, WA 98102

Dear Mr. Brown:

Included are the additional results from the testing of material submitted on May 1, 2012 from the TOC_01-600_20120501 WORFDB6, F&BI 205019 project. There are 8 pages included in this report.

We appreciate this opportunity to be of service to you and hope you will call if you should have any questions.

Sincerely,

FRIEDMAN & BRUYA, INC.



Michael Erdahl
Project Manager

Enclosures
c: Jessica Brown, Audrey Hackett, Pete Kingston, Jennifer Cyr
SOU0525R.DOC

CASE NARRATIVE

This case narrative encompasses samples received on May 1, 2012 by Friedman & Bruya, Inc. from the SoundEarth Strategies TOC_01-600_20120501 WORFDB6, F&BI 205019 project. Samples were logged in under the laboratory ID's listed below.

Laboratory ID	SoundEarth Strategies
205019-01	B226-20120430
205019-02	B227-20120430
205019-03	B228-20120430
205019-04	B229-20120430
205019-05	B230-20120430
205019-06	B231-20120430
205019-07	B232-20120430
205019-08	B233-20120430

The 8260C vinyl chloride concentrations are considered estimates due to hydrochloric acid preservation per EPA SW-846 table 4-1.

All other quality control requirements were acceptable.

Analysis For Volatile Compounds By EPA Method 8260C

Client Sample ID:	B226-20120430	Client:	SoundEarth Strategies
Date Received:	05/01/12	Project:	TOC_01-600_20120501 WORFDB6
Date Extracted:	05/14/12	Lab ID:	205019-01
Date Analyzed:	05/14/12	Data File:	051408.D
Matrix:	Water	Instrument:	GCMS9
Units:	ug/L (ppb)	Operator:	JS

Surrogates:	% Recovery:	Lower Limit:	Upper Limit:
1,2-Dichloroethane-d4	103	50	150
Toluene-d8	102	50	150
4-Bromofluorobenzene	100	50	150

Compounds:	Concentration ug/L (ppb)
Vinyl chloride	<0.2 pr
Chloroethane	<1
1,1-Dichloroethene	<1
Methylene chloride	<5
trans-1,2-Dichloroethene	<1
1,1-Dichloroethane	<1
cis-1,2-Dichloroethene	<1
1,2-Dichloroethane (EDC)	6.6
1,1,1-Trichloroethane	<1
Trichloroethene	<1
Tetrachloroethene	<1

Analysis For Volatile Compounds By EPA Method 8260C

Client Sample ID:	B230-20120430	Client:	SoundEarth Strategies
Date Received:	05/01/12	Project:	TOC_01-600_20120501 WORFDB6
Date Extracted:	05/14/12	Lab ID:	205019-05
Date Analyzed:	05/14/12	Data File:	051409.D
Matrix:	Water	Instrument:	GCMS9
Units:	ug/L (ppb)	Operator:	JS

Surrogates:	% Recovery:	Lower Limit:	Upper Limit:
1,2-Dichloroethane-d4	97	50	150
Toluene-d8	99	50	150
4-Bromofluorobenzene	97	50	150

Compounds:	Concentration ug/L (ppb)
Vinyl chloride	<0.2 pr
Chloroethane	<1
1,1-Dichloroethene	<1
Methylene chloride	<5
trans-1,2-Dichloroethene	<1
1,1-Dichloroethane	<1
cis-1,2-Dichloroethene	<1
1,2-Dichloroethane (EDC)	7.5
1,1,1-Trichloroethane	<1
Trichloroethene	<1
Tetrachloroethene	<1

Analysis For Volatile Compounds By EPA Method 8260C

Client Sample ID:	B231-20120430	Client:	SoundEarth Strategies
Date Received:	05/01/12	Project:	TOC_01-600_20120501 WORFDB6
Date Extracted:	05/14/12	Lab ID:	205019-06
Date Analyzed:	05/14/12	Data File:	051410.D
Matrix:	Water	Instrument:	GCMS9
Units:	ug/L (ppb)	Operator:	JS

Surrogates:	% Recovery:	Lower Limit:	Upper Limit:
1,2-Dichloroethane-d4	101	50	150
Toluene-d8	98	50	150
4-Bromofluorobenzene	98	50	150

Compounds:	Concentration ug/L (ppb)
Vinyl chloride	<0.2 pr
Chloroethane	<1
1,1-Dichloroethene	<1
Methylene chloride	<5
trans-1,2-Dichloroethene	<1
1,1-Dichloroethane	<1
cis-1,2-Dichloroethene	<1
1,2-Dichloroethane (EDC)	3.8
1,1,1-Trichloroethane	<1
Trichloroethene	<1
Tetrachloroethene	<1

Analysis For Volatile Compounds By EPA Method 8260C

Client Sample ID:	B232-20120430	Client:	SoundEarth Strategies
Date Received:	05/01/12	Project:	TOC_01-600_20120501 WORFDB6
Date Extracted:	05/14/12	Lab ID:	205019-07
Date Analyzed:	05/14/12	Data File:	051411.D
Matrix:	Water	Instrument:	GCMS9
Units:	ug/L (ppb)	Operator:	JS

Surrogates:	% Recovery:	Lower Limit:	Upper Limit:
1,2-Dichloroethane-d4	95	50	150
Toluene-d8	106	50	150
4-Bromofluorobenzene	99	50	150

Compounds:	Concentration ug/L (ppb)
Vinyl chloride	<0.2 pr
Chloroethane	<1
1,1-Dichloroethene	<1
Methylene chloride	<5
trans-1,2-Dichloroethene	<1
1,1-Dichloroethane	<1
cis-1,2-Dichloroethene	<1
1,2-Dichloroethane (EDC)	<1
1,1,1-Trichloroethane	<1
Trichloroethene	<1
Tetrachloroethene	<1

Analysis For Volatile Compounds By EPA Method 8260C

Client Sample ID:	Method Blank	Client:	SoundEarth Strategies
Date Received:	Not Applicable	Project:	TOC_01-600_20120501 WORFDB6
Date Extracted:	05/14/12	Lab ID:	02-0783 mb
Date Analyzed:	05/14/12	Data File:	051407.D
Matrix:	Water	Instrument:	GCMS9
Units:	ug/L (ppb)	Operator:	JS

Surrogates:	% Recovery:	Lower Limit:	Upper Limit:
1,2-Dichloroethane-d4	101	50	150
Toluene-d8	102	50	150
4-Bromofluorobenzene	102	50	150

Compounds:	Concentration ug/L (ppb)
Vinyl chloride	<0.2
Chloroethane	<1
1,1-Dichloroethene	<1
Methylene chloride	<5
trans-1,2-Dichloroethene	<1
1,1-Dichloroethane	<1
cis-1,2-Dichloroethene	<1
1,2-Dichloroethane (EDC)	<1
1,1,1-Trichloroethane	<1
Trichloroethene	<1
Tetrachloroethene	<1

Date of Report: 05/25/12
Date Received: 05/01/12
Project: TOC_01-600_20120501 WORFDB6, F&BI 205019

QUALITY ASSURANCE RESULTS FOR THE ANALYSIS OF WATER SAMPLES FOR VOLATILES BY EPA METHOD 8260C

Laboratory Code: 205180-07 (Matrix Spike)

Analyte	Reporting Units	Spike Level	Sample Result	Percent Recovery MS	Acceptance Criteria
Vinyl chloride	ug/L (ppb)	50	<0.2	96	50-150
Chloroethane	ug/L (ppb)	50	<1	94	50-150
1,1-Dichloroethene	ug/L (ppb)	50	<1	91	50-150
Methylene chloride	ug/L (ppb)	50	<5	93	50-150
trans-1,2-Dichloroethene	ug/L (ppb)	50	<1	91	50-150
1,1-Dichloroethane	ug/L (ppb)	50	<1	98	50-150
cis-1,2-Dichloroethene	ug/L (ppb)	50	<1	96	50-150
1,2-Dichloroethane (EDC)	ug/L (ppb)	50	<1	99	50-150
1,1,1-Trichloroethane	ug/L (ppb)	50	<1	98	50-150
Trichloroethene	ug/L (ppb)	50	<1	92	50-150
Tetrachloroethene	ug/L (ppb)	50	<1	97	50-150

Laboratory Code: Laboratory Control Sample

Analyte	Reporting Units	Spike Level	Percent Recovery LCS	Percent Recovery LCSD	Acceptance Criteria	RPD (Limit 20)
Vinyl chloride	ug/L (ppb)	50	91	91	70-130	0
Chloroethane	ug/L (ppb)	50	96	96	70-130	0
1,1-Dichloroethene	ug/L (ppb)	50	93	93	70-130	0
Methylene chloride	ug/L (ppb)	50	90	93	70-130	3
trans-1,2-Dichloroethene	ug/L (ppb)	50	93	93	70-130	0
1,1-Dichloroethane	ug/L (ppb)	50	98	97	70-130	1
cis-1,2-Dichloroethene	ug/L (ppb)	50	95	98	70-130	3
1,2-Dichloroethane (EDC)	ug/L (ppb)	50	98	98	70-130	0
1,1,1-Trichloroethane	ug/L (ppb)	50	98	97	70-130	1
Trichloroethene	ug/L (ppb)	50	93	94	70-130	1
Tetrachloroethene	ug/L (ppb)	50	100	98	70-130	2

Data Qualifiers & Definitions

a - The analyte was detected at a level less than five times the reporting limit. The RPD results may not provide reliable information on the variability of the analysis.

A1 – More than one compound of similar molecule structure was identified with equal probability.

b - The analyte was spiked at a level that was less than five times that present in the sample. Matrix spike recoveries may not be meaningful.

ca - The calibration results for this range fell outside of acceptance criteria. The value reported is an estimate.

c - The presence of the analyte indicated may be due to carryover from previous sample injections.

d - The sample was diluted. Detection limits may be raised due to dilution.

ds - The sample was diluted. Detection limits are raised due to dilution and surrogate recoveries may not be meaningful.

dv - Insufficient sample was available to achieve normal reporting limits and limits are raised accordingly.

fb - Analyte present in the blank and the sample.

fc – The compound is a common laboratory and field contaminant.

hr - The sample and duplicate were reextracted and reanalyzed. RPD results were still outside of control limits. The variability is attributed to sample inhomogeneity.

ht - Analysis performed outside the method or client-specified holding time requirement.

ip - Recovery fell outside of normal control limits. Compounds in the sample matrix interfered with the quantitation of the analyte.

j – The result is below normal reporting limits. The value reported is an estimate.

J - The internal standard associated with the analyte is out of control limits. The reported concentration is an estimate.

jl - The analyte result in the laboratory control sample is out of control limits. The reported concentration should be considered an estimate.

jr - The rpd result in laboratory control sample associated with the analyte is out of control limits. The reported concentration should be considered an estimate.

js - The surrogate associated with the analyte is out of control limits. The reported concentration should be considered an estimate.

lc - The presence of the compound indicated is likely due to laboratory contamination.

L - The reported concentration was generated from a library search.

nm - The analyte was not detected in one or more of the duplicate analyses. Therefore, calculation of the RPD is not applicable.

pc – The sample was received in a container not approved by the method. The value reported should be considered an estimate.

pr – The sample was received with incorrect preservation. The value reported should be considered an estimate.

ve - Estimated concentration calculated for an analyte response above the valid instrument calibration range. A dilution is required to obtain an accurate quantification of the analyte.

vo - The value reported fell outside the control limits established for this analyte.

x - The sample chromatographic pattern does not resemble the fuel standard used for quantitation.

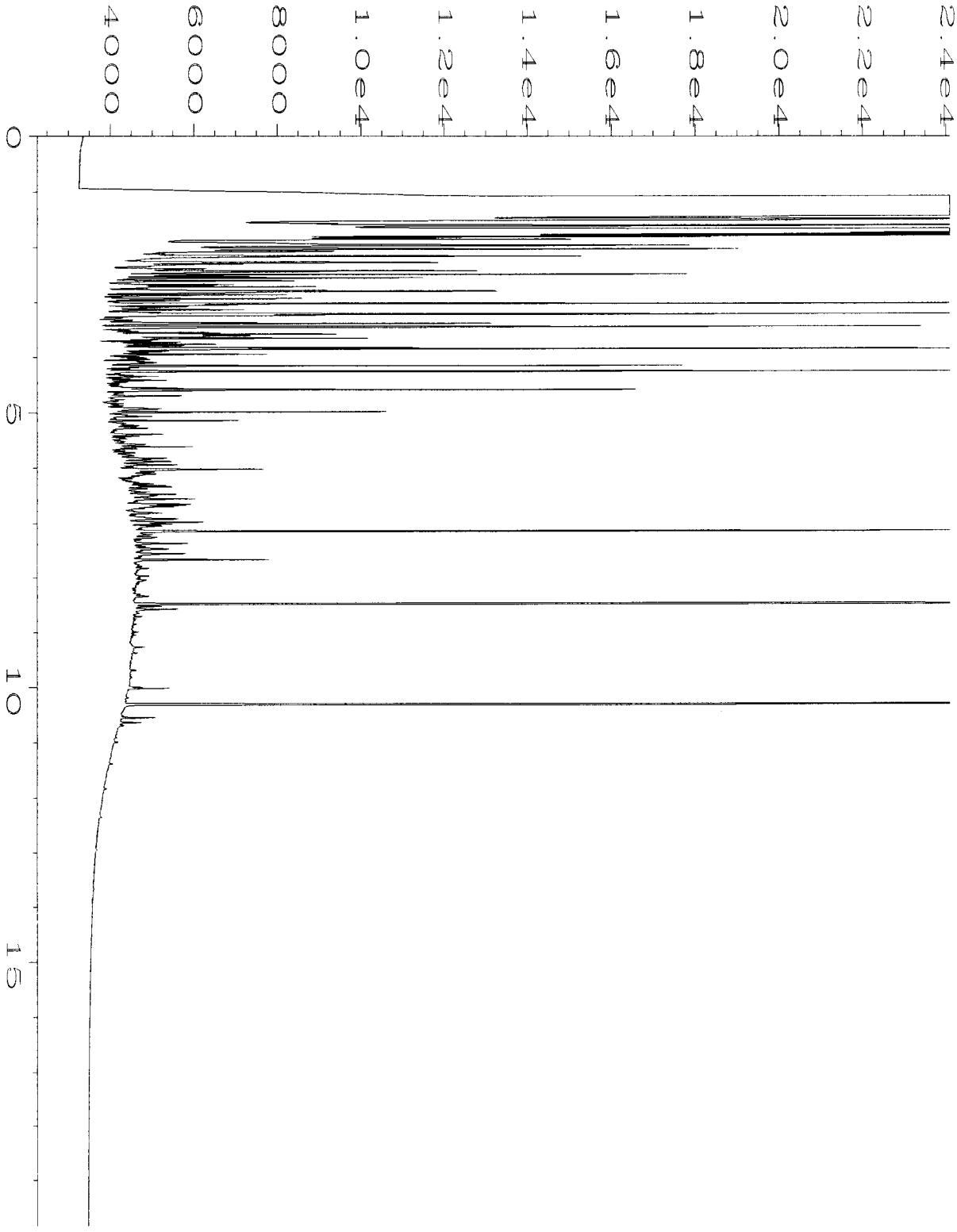

Data File Name : C:\HPCHEM\6\DATA\05-04-12\019F0501.D
Operator : mwdl
Instrument : GC #6
Sample Name : 205019-01
Run Time Bar Code:
Acquired on : 04 May 12 05:56 PM
Report Created on: 07 May 12 09:51 AM

Page Number : 1
Vial Number : 19
Injection Number : 1
Sequence Line : 5
Instrument Method: TPHD.MTH
Analysis Method : TPHD.MTH



Data File Name : C:\HPCHEM\6\DATA\05-04-12\020F0501.D
Operator : mwdl
Instrument : GC #6
Sample Name : 205019-02
Run Time Bar Code:
Acquired on : 04 May 12 06:21 PM
Report Created on: 07 May 12 09:52 AM

Page Number : 1
Vial Number : 20
Injection Number : 1
Sequence Line : 5
Instrument Method: TPHD.MTH
Analysis Method : TPHD.MTH

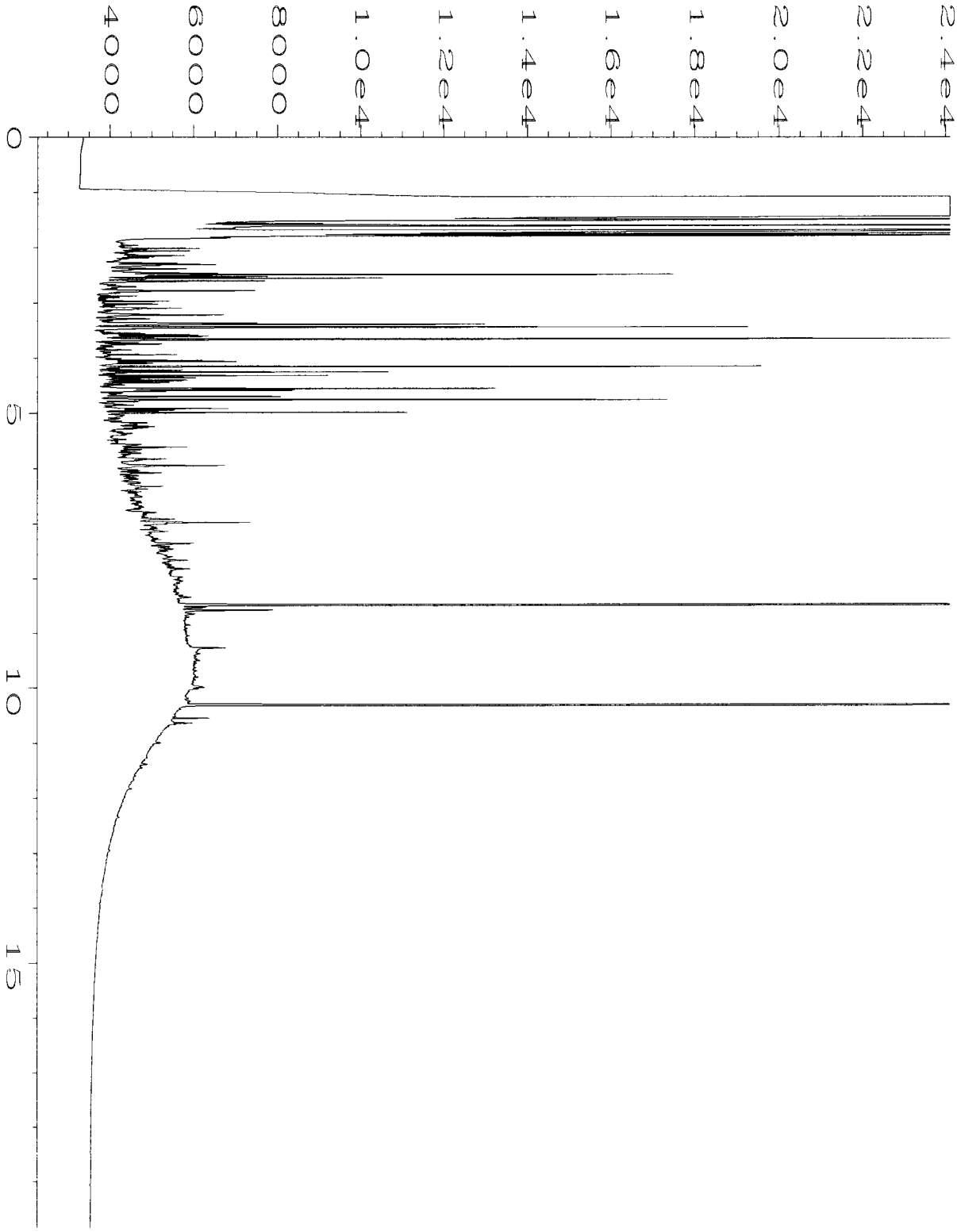

Data File Name : C:\HPCHEM\6\DATA\05-04-12\021F0501.D
Operator : mwdl
Instrument : GC #6
Sample Name : 205019-03
Run Time Bar Code:
Acquired on : 04 May 12 06:46 PM
Report Created on: 07 May 12 09:52 AM

Page Number : 1
Vial Number : 21
Injection Number : 1
Sequence Line : 5
Instrument Method: TPHD.MTH
Analysis Method : TPHD.MTH

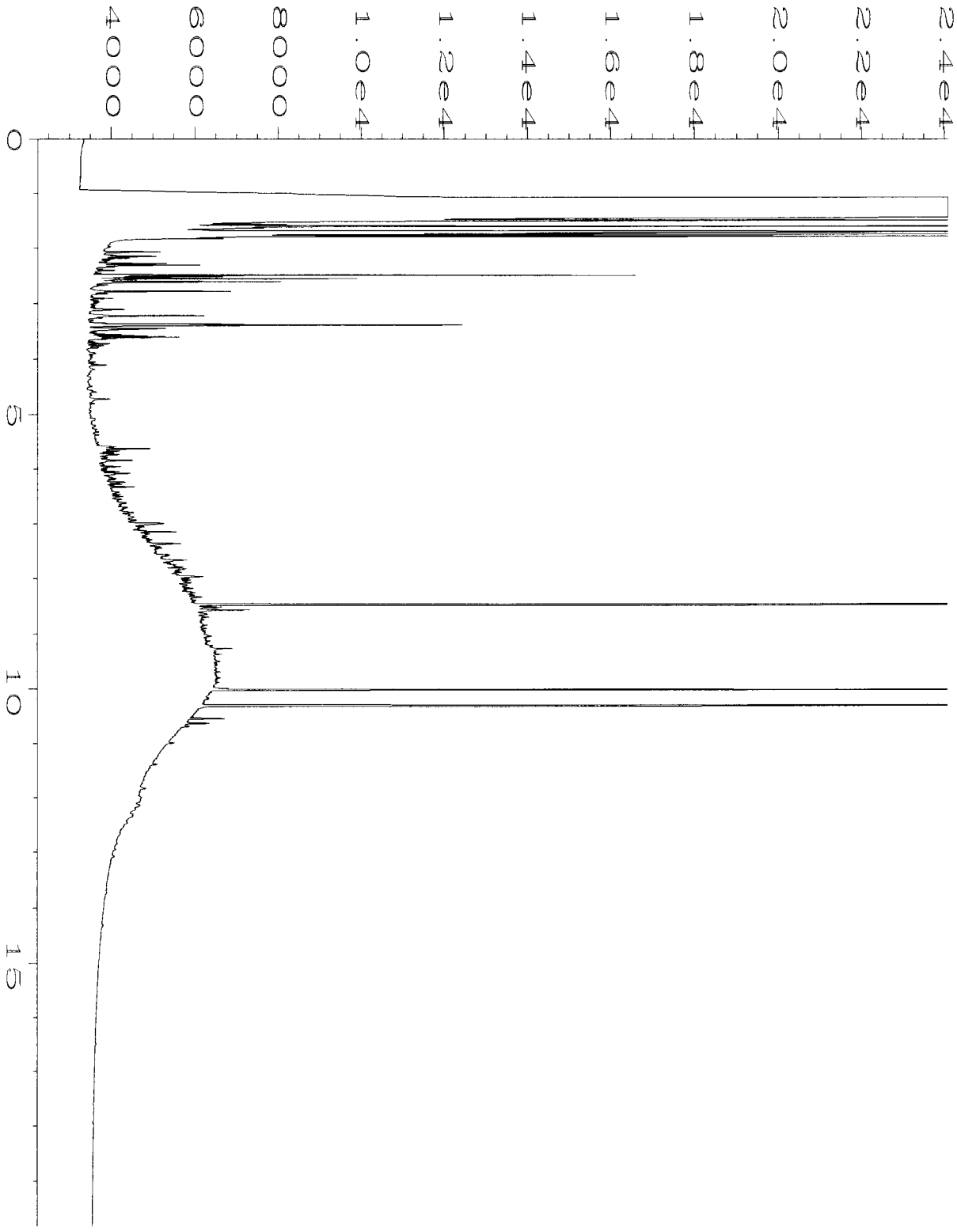

Data File Name : C:\HPCHEM\6\DATA\05-04-12\022F0501.D
Operator : mwdl
Instrument : GC #6
Sample Name : 205019-04
Run Time Bar Code:
Acquired on : 04 May 12 07:12 PM
Report Created on: 07 May 12 09:52 AM

Page Number : 1
Vial Number : 22
Injection Number : 1
Sequence Line : 5
Instrument Method: TPHD.MTH
Analysis Method : TPHD.MTH

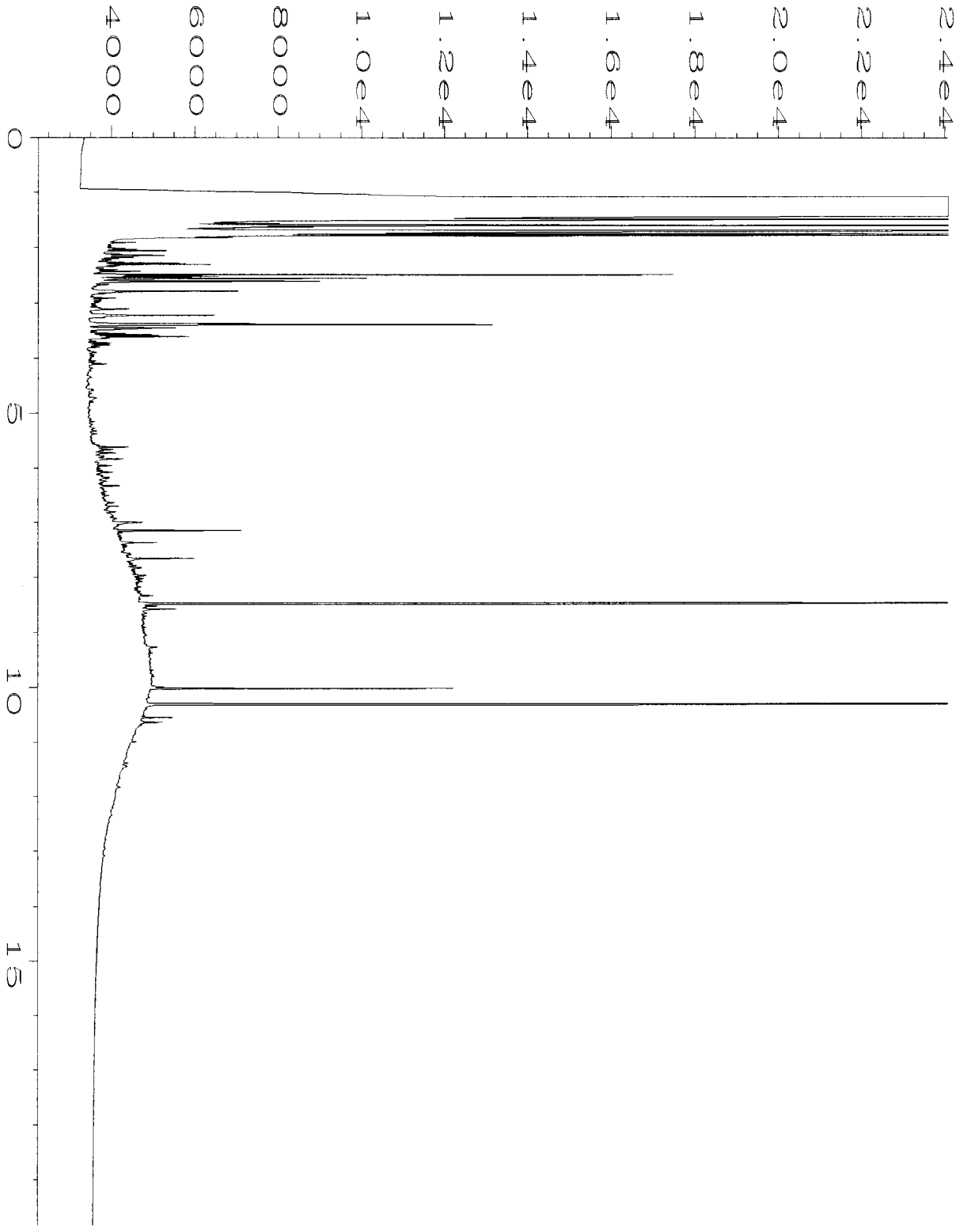

Data File Name : C:\HPCHEM\6\DATA\05-04-12\023F0501.D
Operator : mwdl
Instrument : GC #6
Sample Name : 205019-05
Run Time Bar Code:
Acquired on : 04 May 12 07:37 PM
Report Created on: 07 May 12 09:52 AM

Page Number : 1
Vial Number : 23
Injection Number : 1
Sequence Line : 5
Instrument Method: TPHD.MTH
Analysis Method : TPHD.MTH

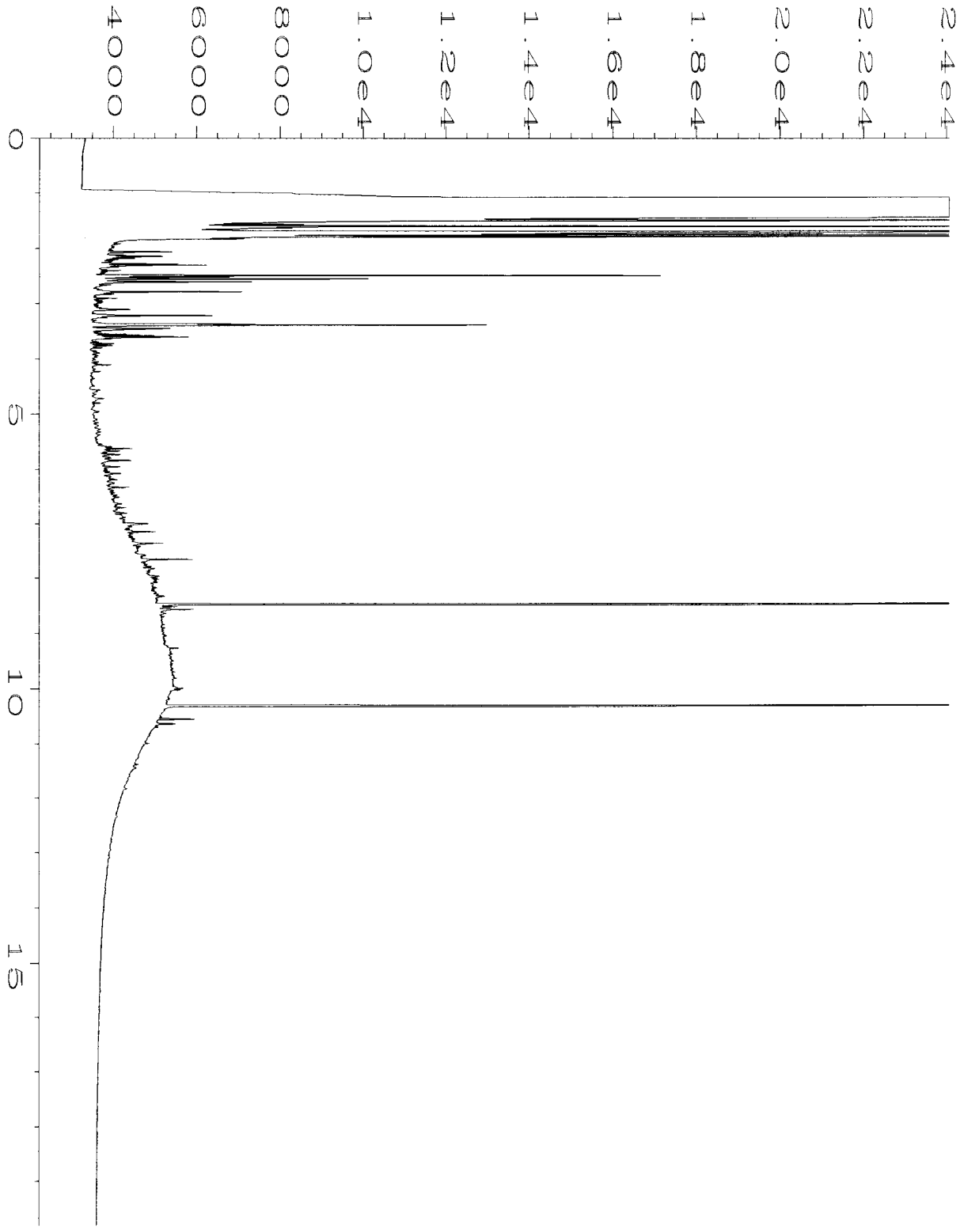

Data File Name : C:\HPCHEM\6\DATA\05-04-12\024F0501.D
Operator : mwdl
Instrument : GC #6
Sample Name : 205019-06
Run Time Bar Code:
Acquired on : 04 May 12 08:02 PM
Report Created on: 07 May 12 09:52 AM

Page Number : 1
Vial Number : 24
Injection Number : 1
Sequence Line : 5
Instrument Method: TPHD.MTH
Analysis Method : TPHD.MTH

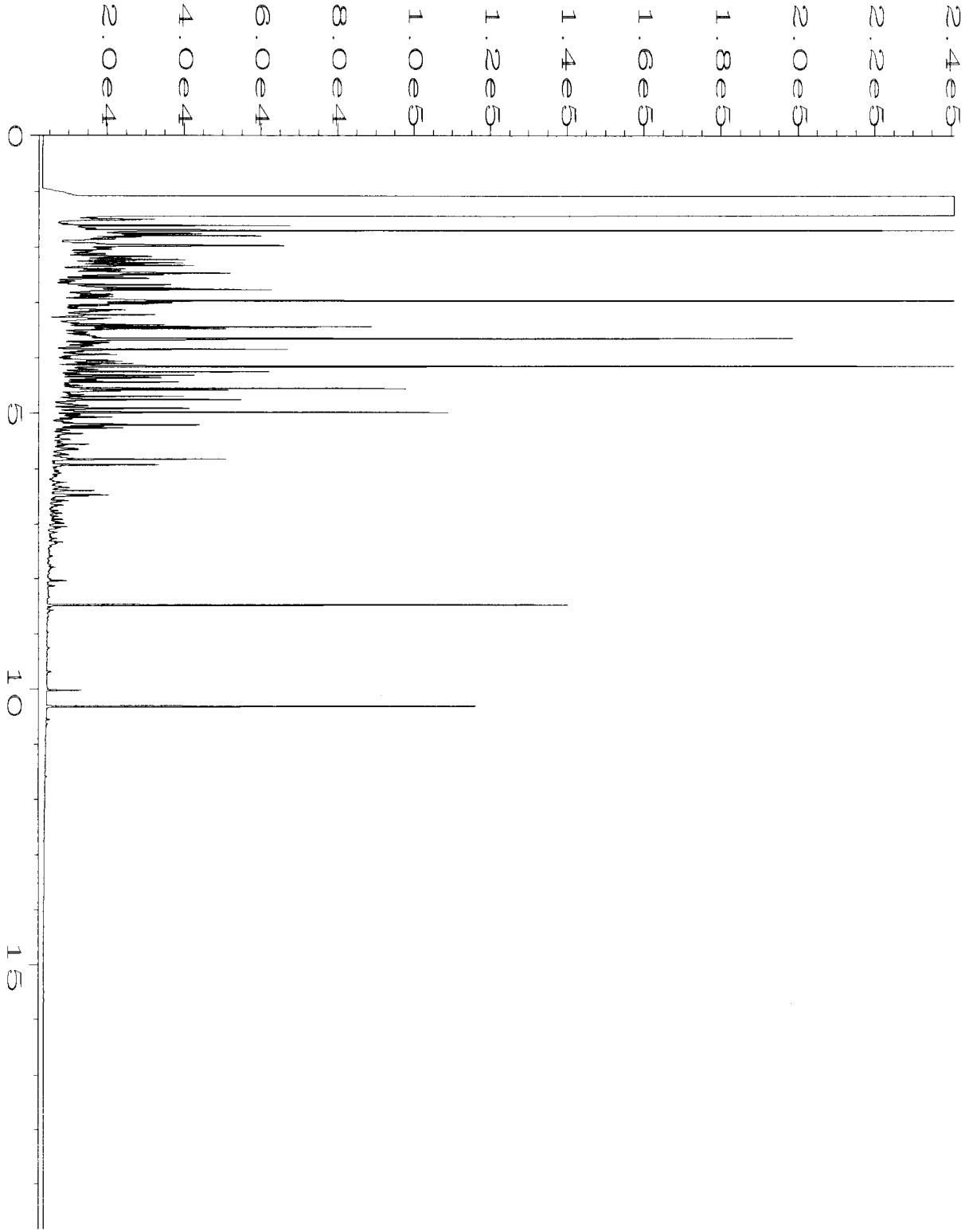

Data File Name : C:\HPCHEM\6\DATA\05-04-12\025F0501.D
Operator : mwdl
Instrument : GC #6
Sample Name : 205019-07
Run Time Bar Code:
Acquired on : 04 May 12 08:27 PM
Report Created on: 07 May 12 09:52 AM

Page Number : 1
Vial Number : 25
Injection Number : 1
Sequence Line : 5
Instrument Method: TPHD.MTH
Analysis Method : TPHD.MTH

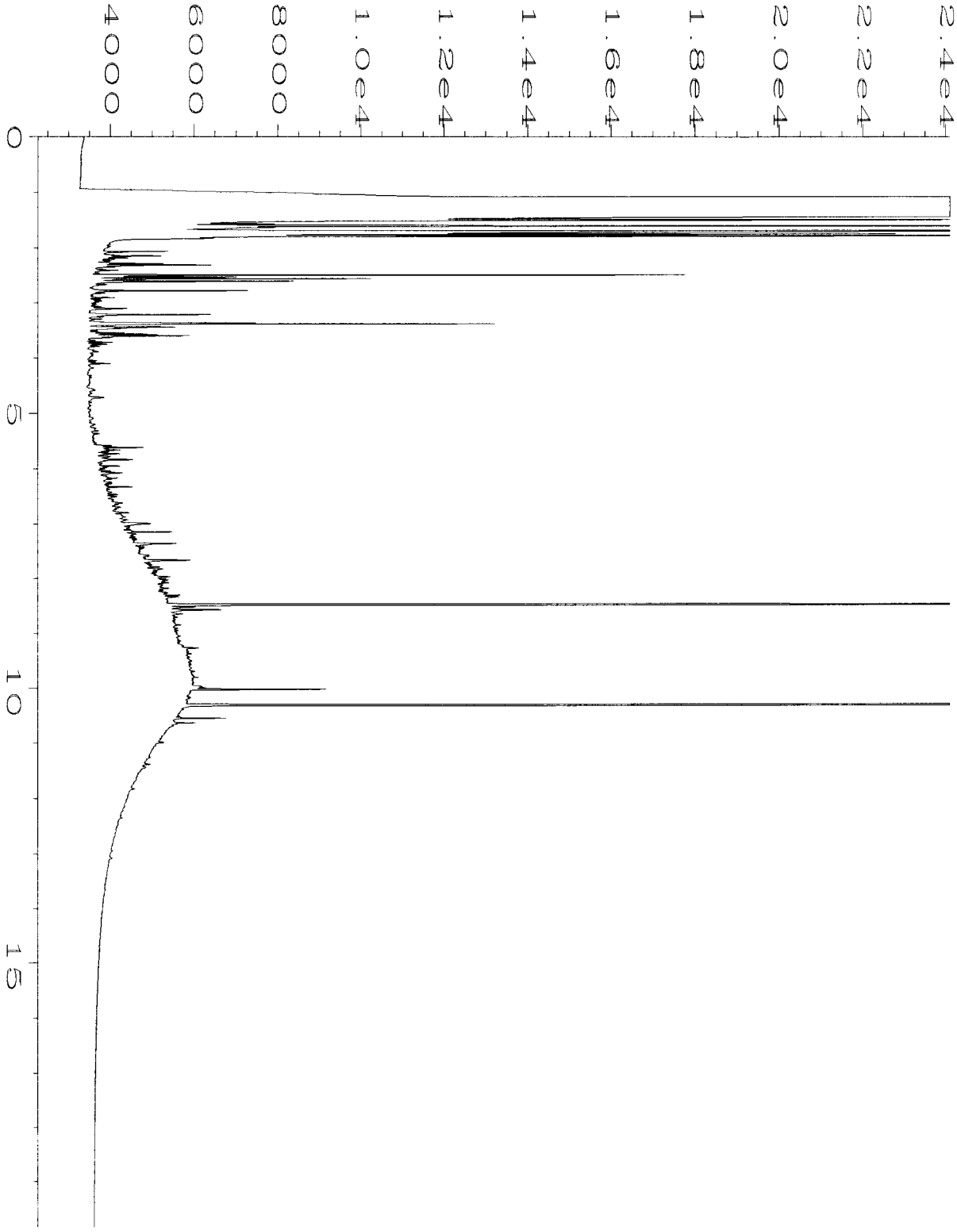

Data File Name : C:\HPCHEM\6\DATA\05-04-12\026F0501.D
Operator : mwdl
Instrument : GC #6
Sample Name : 205019-08
Run Time Bar Code:
Acquired on : 04 May 12 08:53 PM
Report Created on: 07 May 12 09:52 AM

Page Number : 1
Vial Number : 26
Injection Number : 1
Sequence Line : 5
Instrument Method: TPHD.MTH
Analysis Method : TPHD.MTH



Data File Name : C:\HPCHEM\6\DATA\05-04-12\016F0501.D
Operator : mwdl
Instrument : GC #6
Sample Name : 02-755 mb
Run Time Bar Code:
Acquired on : 04 May 12 04:45 PM
Report Created on: 07 May 12 09:50 AM

Page Number : 1
Vial Number : 16
Injection Number : 1
Sequence Line : 5
Instrument Method: TPHD.MTH
Analysis Method : TPHD.MTH

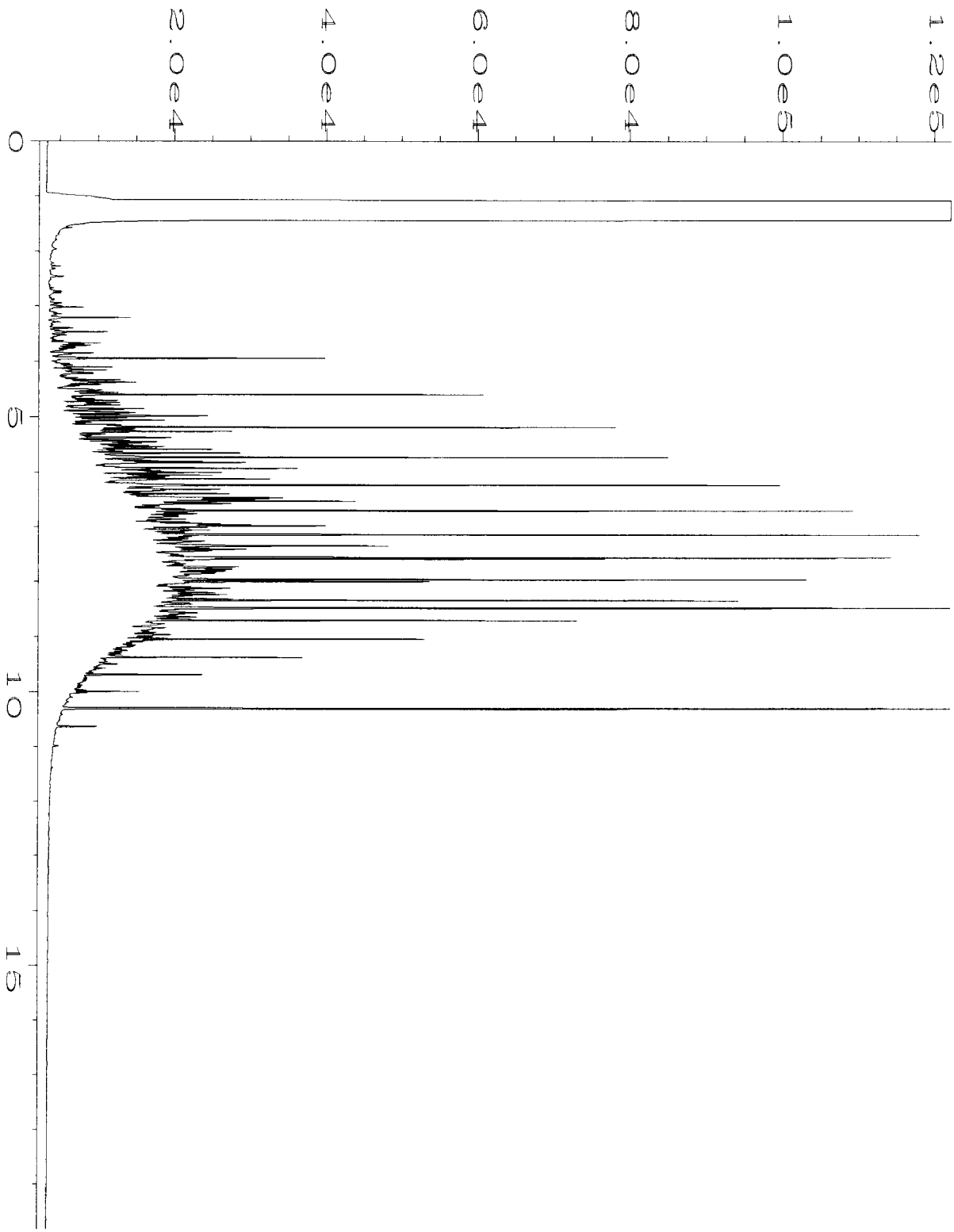

Data File Name : C:\HPCHEM\6\DATA\05-04-12\003F0201.D
Operator : mwdl
Instrument : GC #6
Sample Name : 500 WADF 37-06B
Run Time Bar Code:
Acquired on : 04 May 12 09:15 AM
Report Created on: 07 May 12 09:50 AM

Page Number : 1
Vial Number : 3
Injection Number : 1
Sequence Line : 2
Instrument Method: TPHD.MTH
Analysis Method : TPHD.MTH

205019

SAMPLE CHAIN OF CUSTODY

ME 05-01-12

B05 1/12

Send Report To Tim Brown, cc: Jessica Brown & Audrey Hackett

Company Sound Environmental Strategies

Address 2811 Fairview Ave E. Suite 2000

City, State, ZIP Seattle, WA 98102

SAMPLERS (signature)

PROJECT NAME/NO.

TOC Holdings Co. Facility No. 01-600
Seattle Terminal – East Waterfront Property

PO #

REMARKS

X=RUN STANDARD TEST per JMB 5/3/12

BM Y / N

Page # 1 of 1

TURNAROUND TIME

Hold
Standard (2 Weeks)
RUSH
Rush charges authorized by:

SAMPLE DISPOSAL

⊗ Dispose after 30 days
Return samples
Will call with Instructions

Dx+6-18TEX only per JS 5/4/12 MC

Sample ID	Sample Location	Sample Depth	Lab ID	Date Sampled	Time Sampled	Matrix	# of Jars	GRPH by NWTPH-Gx	DRH 4 ORPH by NWTPH-Dx	BTEX by 8021B	Alkalinity, Salinity, Hardness by SM2320/2520/130.2	Sulfide by 376.2 Sulfide by 376.1	TKN, Nitrate, Nitrite by 351.1 & 353.2	Methane, Ethane, Propane by RSK175	Phosphorus by 365.1	cVOCs	⊗-per TB 5/10/12 Notes MC
B226-20120430		17.5	B1A-D	4/30/12	1025	W	4	X	X	X	X	X	X	X	X	⊗	Hold
B227-20120430		20	B2T	4/30/12	1141			X	X	X	X	X	X	X	X		
B228-20120430		8	B3	4/30/12	1233			X	X	X	X	X	X	X	X		
B229-20120430		10	B4	4/30/12	1338												
B230-20120430		7.5	B5	4/30/12	1428			X	X	X	X	X	X	X	X	⊗	
B231-20120430		7.5	B6	4/30/12	1545 TB			X	X	X	X	X	X	X	X	⊗	
B232-20120430		10	B7	4/30/12	1632			X	X	X	X	X	X	X	X	⊗	
B233-20120430		15	B8	4/30/12	1745			X	X	X	X	X	X	X	X		

Friedman & Bruya, Inc.
3012 16th Avenue West
Seattle, WA 98119-2029
Ph. (206) 285-8282
Fax (206) 283-5044

	SIGNATURE	PRINT NAME	COMPANY	DATE	TIME
Relinquished by:		Andrew Hackett	SES	5/1/12	1300
Received by:		Nhan Phan	FEBI	5/1/12	1300
Relinquished by:					
Received by:			Samples received at 2		°C

DRAFT

Date of Report: 04/06/12
Date Received: 04/06/12
Project: TOC_01-600_20120406 WORFDB6, F&BI 204114
Date Extracted: 04/09/12
Date Analyzed: 04/09/12

RESULTS FROM THE ANALYSIS OF WATER SAMPLES FOR BENZENE, TOLUENE, ETHYLBENZENE, XYLENES AND TPH AS GASOLINE USING EPA METHOD 8021B AND NWTPH-Gx

Results Reported as ug/L (ppb)

Sample ID Laboratory ID	Benzene	Toluene	Ethyl Benzene	Total Xylenes	Gasoline Range	Surrogate (% Recovery) (Limit 52-124)
Temp01-20120406 204114-01	3.1	2.1	91	13	1,600	85
Temp02-20120406 204114-02	<1	3.9	2.4	<3	760	97

Date of Report: 04/06/12
Date Received: 04/06/12
Project: TOC_01-600_20120406 WORFDB6, F&BI 204114
Date Extracted: 04/06/12
Date Analyzed: 04/09/12

RESULTS FROM THE ANALYSIS OF WATER SAMPLES FOR TOTAL PETROLEUM HYDROCARBONS AS DIESEL AND MOTOR OIL USING METHOD NWTPH-Dx

Results Reported as ug/L (ppb)

Sample ID Laboratory ID	Diesel Range (C_{10}-C_{25})	Motor Oil Range (C_{25}-C_{36})	Surrogate (% Recovery) (Limit 50-150)
Temp01-20120406 204114-01	360 x	<250	97
Temp02-20120406 204114-02	680 x	<250	94

DRAFT

Date of Report: 03/29/12
Date Received: 03/29/12
Project: TOC_01-600_20120329 WORFDB6, F&BI 203397
Date Extracted: 03/29/12
Date Analyzed: 03/29/12

RESULTS FROM THE ANALYSIS OF WATER SAMPLES FOR BENZENE, TOLUENE, ETHYLBENZENE, XYLENES AND TPH AS GASOLINE USING EPA METHOD 8021B AND NWTPH-Gx

Results Reported as ug/L (ppb)

Sample ID Laboratory ID	Benzene	Toluene	Ethyl Benzene	Total Xylenes	Gasoline Range	Surrogate (% Recovery) (Limit 50-150)
Temp02-20120329 203397-01	<1	<1	<1	<3	<100	81
Temp01-20120329 203397-02 1/10	16	<10	120	<30	3,000	88

Date of Report: 03/29/12
Date Received: 03/29/12
Project: TOC_01-600_20120329 WORFDB6, F&BI 203397
Date Extracted: 03/29/12
Date Analyzed: 03/29/12

RESULTS FROM THE ANALYSIS OF WATER SAMPLES FOR TOTAL PETROLEUM HYDROCARBONS AS DIESEL AND MOTOR OIL USING METHOD NWTPH-Dx

Results Reported as ug/L (ppb)

Sample ID Laboratory ID	Diesel Range (C_{10}-C_{25})	Motor Oil Range (C_{25}-C_{36})	Surrogate (% Recovery) (Limit 51-134)
Temp02-20120329 203397-01	430 x	530 x	85
Temp01-20120329 203397-02	950 x	<250	92

FRIEDMAN & BRUYA, INC.

ENVIRONMENTAL CHEMISTS

James E. Bruya, Ph.D.
Yelena Aravkina, M.S.
Bradley T. Benson, B.S.
Kurt Johnson, B.S.

3012 16th Avenue West
Seattle, WA 98119-2029
TEL: (206) 285-8282
e-mail: fbi@isomedia.com

April 6, 2012

Tim Brown, Project Manager
SoundEarth Strategies
2811 Fairview Ave. East, Suite 2000
Seattle, WA 98102

Dear Mr. Brown:

Included are the results from the testing of material submitted on April 2, 2012 from the TOC_01-600_20120402 WORFDB6, F&BI 204015 project. There are 6 pages included in this report. Any samples that may remain are currently scheduled for disposal in 30 days. If you would like us to return your samples or arrange for long term storage at our offices, please contact us as soon as possible.

We appreciate this opportunity to be of service to you and hope you will call if you should have any questions.

Sincerely,

FRIEDMAN & BRUYA, INC.



Michael Erdahl
Project Manager

Enclosures
c: Mark Chandler, Jessica Brown, Audrey Hackett, Pete Kingston, Jennifer Cyr
SOU0406R.DOC

CASE NARRATIVE

This case narrative encompasses samples received on April 2, 2012 by Friedman & Bruya, Inc. from the SoundEarth Strategies TOC_01-600_20120402 WORFDB6, F&BI 204015 project. Samples were logged in under the laboratory ID's listed below.

Laboratory ID	SoundEarth Strategies
204015 -01	02MW02-20120402

All quality control requirements were acceptable.

Date of Report: 04/06/12
Date Received: 04/02/12
Project: TOC_01-600_20120402 WORFDB6, F&BI 204015
Date Extracted: 04/03/12
Date Analyzed: 04/03/12

RESULTS FROM THE ANALYSIS OF WATER SAMPLES FOR BENZENE, TOLUENE, ETHYLBENZENE, XYLENES AND TPH AS GASOLINE USING EPA METHOD 8021B AND NWTPH-Gx

Results Reported as ug/L (ppb)

Sample ID Laboratory ID	Benzene	Toluene	Ethyl Benzene	Total Xylenes	Gasoline Range	Surrogate (% Recovery) (Limit 50-150)
02MW02-20120402 204015-01	<1	<1	<1	<3	<100	96
Method Blank 02-0569 MB	<1	<1	<1	<3	<100	97

Date of Report: 04/06/12
Date Received: 04/02/12
Project: TOC_01-600_20120402 WORFDB6, F&BI 204015
Date Extracted: 04/04/12
Date Analyzed: 04/04/12

RESULTS FROM THE ANALYSIS OF WATER SAMPLES FOR TOTAL PETROLEUM HYDROCARBONS AS DIESEL AND MOTOR OIL USING METHOD NWTPH-Dx

Results Reported as ug/L (ppb)

Sample ID Laboratory ID	Diesel Range (C_{10}-C_{25})	Motor Oil Range (C_{25}-C_{36})	Surrogate (% Recovery) (Limit 51-134)
02MW02-20120402 204015-01	58 x	<250	92
Method Blank 02-572 MB	<50	<250	82

Date of Report: 04/06/12
Date Received: 04/02/12
Project: TOC_01-600_20120402 WORFDB6, F&BI 204015

QUALITY ASSURANCE RESULTS FOR THE ANALYSIS OF WATER SAMPLES FOR BENZENE, TOLUENE, ETHYLBENZENE, XYLENES, AND TPH AS GASOLINE USING EPA METHOD 8021B AND NWTPH-Gx

Laboratory Code: 204024-01 (Duplicate)

Analyte	Reporting Units	Sample Result	Duplicate Result	Relative Percent Difference (Limit 20)
Benzene	ug/L (ppb)	<1	<1	nm
Toluene	ug/L (ppb)	<1	<1	nm
Ethylbenzene	ug/L (ppb)	<1	<1	nm
Xylenes	ug/L (ppb)	<3	<3	nm
Gasoline	ug/L (ppb)	<100	<100	nm

Laboratory Code: Laboratory Control Sample

Analyte	Reporting Units	Spike Level	Percent Recovery LCS	Acceptance Criteria
Benzene	ug/L (ppb)	50	86	65-118
Toluene	ug/L (ppb)	50	97	72-122
Ethylbenzene	ug/L (ppb)	50	100	73-126
Xylenes	ug/L (ppb)	150	97	74-118
Gasoline	ug/L (ppb)	1,000	100	69-134

Date of Report: 04/06/12
Date Received: 04/02/12
Project: TOC_01-600_20120402 WORFDB6, F&BI 204015

QUALITY ASSURANCE RESULTS FOR THE ANALYSIS OF WATER SAMPLES FOR TOTAL PETROLEUM HYDROCARBONS AS DIESEL EXTENDED USING METHOD NWTPH-Dx

Laboratory Code: Laboratory Control Sample

Analyte	Reporting Units	Spike Level	Percent Recovery LCS	Percent Recovery LCSD	Acceptance Criteria	RPD (Limit 20)
Diesel Extended	ug/L (ppb)	2,500	97	108	58-134	11

Data Qualifiers & Definitions

a - The analyte was detected at a level less than five times the reporting limit. The RPD results may not provide reliable information on the variability of the analysis.

A1 – More than one compound of similar molecule structure was identified with equal probability.

b - The analyte was spiked at a level that was less than five times that present in the sample. Matrix spike recoveries may not be meaningful.

ca - The calibration results for this range fell outside of acceptance criteria. The value reported is an estimate.

c - The presence of the analyte indicated may be due to carryover from previous sample injections.

d - The sample was diluted. Detection limits may be raised due to dilution.

ds - The sample was diluted. Detection limits are raised due to dilution and surrogate recoveries may not be meaningful.

dv - Insufficient sample was available to achieve normal reporting limits and limits are raised accordingly.

fb - Analyte present in the blank and the sample.

fc – The compound is a common laboratory and field contaminant.

hr - The sample and duplicate were reextracted and reanalyzed. RPD results were still outside of control limits. The variability is attributed to sample inhomogeneity.

ht - Analysis performed outside the method or client-specified holding time requirement.

ip - Recovery fell outside of normal control limits. Compounds in the sample matrix interfered with the quantitation of the analyte.

j – The result is below normal reporting limits. The value reported is an estimate.

J - The internal standard associated with the analyte is out of control limits. The reported concentration is an estimate.

jl - The analyte result in the laboratory control sample is out of control limits. The reported concentration should be considered an estimate.

jr - The rpd result in laboratory control sample associated with the analyte is out of control limits. The reported concentration should be considered an estimate.

js - The surrogate associated with the analyte is out of control limits. The reported concentration should be considered an estimate.

lc - The presence of the compound indicated is likely due to laboratory contamination.

L - The reported concentration was generated from a library search.

nm - The analyte was not detected in one or more of the duplicate analyses. Therefore, calculation of the RPD is not applicable.

pc – The sample was received in a container not approved by the method. The value reported should be considered an estimate.

pr – The sample was received with incorrect preservation. The value reported should be considered an estimate.

ve - Estimated concentration calculated for an analyte response above the valid instrument calibration range. A dilution is required to obtain an accurate quantification of the analyte.

vo - The value reported fell outside the control limits established for this analyte.

x - The sample chromatographic pattern does not resemble the fuel standard used for quantitation.



Data File Name : C:\HPCHEM\6\DATA\04-04-12\017F0701.D
Operator : ML
Instrument : GC #6
Sample Name : 204015-01
Run Time Bar Code:
Acquired on : 04 Apr 12 06:34 PM
Report Created on: 05 Apr 12 09:21 AM

Page Number : 1
Vial Number : 17
Injection Number : 1
Sequence Line : 7
Instrument Method: TPHD.MTH
Analysis Method : BAKEOUT.MTH



Data File Name	: C:\HPCHEM\6\DATA\04-04-12\014F0701.D		
Operator	: ML	Page Number	: 1
Instrument	: GC #6	Vial Number	: 14
Sample Name	: 02-572 mb	Injection Number	: 1
Run Time Bar Code:		Sequence Line	: 7
Acquired on	: 04 Apr 12 05:18 PM	Instrument Method	: TPHD.MTH
Report Created on	: 05 Apr 12 09:20 AM	Analysis Method	: BAKEOUT.MTH



Data File Name	: C:\HPCHEM\6\DATA\04-04-12\003F0201.D		
Operator	: ML	Page Number	: 1
Instrument	: GC #6	Vial Number	: 3
Sample Name	: 500 WADF 37-06B	Injection Number	: 1
Run Time Bar Code:		Sequence Line	: 2
Acquired on	: 04 Apr 12 09:35 AM	Instrument Method:	TPHD.MTH
Report Created on:	05 Apr 12 09:20 AM	Analysis Method	: BAKEOUT.MTH

204015

SAMPLE CHAIN OF CUSTODY

ME 04/02/12 V1/COS

Page # 1 of 1

Send Report To Tim Brown, cc: Jessica Brown & Audrey Hackett

Company Sound Environmental Strategies

Address 2811 Fairview Ave E, Suite 2000

City, State, ZIP Seattle, WA 98102

SAMPLERS (signature)

PROJECT NAME/NO.: TOC Holdings Co. Facility No. 01-600 Seattle Terminal – East Waterfront Property

PO #

REMARKS

EIM Y / N

TURNAROUND TIME
⊗ Standard (2 Weeks)
RUSH
Rush charges authorized by:

SAMPLE DISPOSAL
⊗ Dispose after 30 days
Return samples
Will call with instructions

Sample ID	Sample Location	Sample Depth	Lab ID	Date Sampled	Time Sampled	Matrix	# of jars	GRPH by NWTPH-Gx	BTEX by EPA 8021B	DRPH/ORPH by NWTPH-Dx	PCP by EPA 8270D (low-level detection limits)	cVOCs by EPA 8260B	Nitrate and Sulfate by EPA 300.0	Methane, Ethane, and Ethene by RSK 175			Notes
SZ MW02 - 20120402	02MW02	7.5'	04A-D	4-2-12	1500	H_2O	4	X	X	X							

Friedman & Bruya, Inc.
3012 16th Avenue West
Seattle, WA 98119-2029
Ph. (206) 285-8282
Fax (206) 283-5044

	SIGNATURE	PRINT NAME	COMPANY	DATE	TIME
Relinquished by:		Andrew Leaf	SoundEarth	4/2/12	1752
Received by:		Yelena Aravkina	F&B, Inc.	4/2/12	1755
Relinquished by:					
Received by:			Samples received at 4 °C		

FRIEDMAN & BRUYA, INC.

ENVIRONMENTAL CHEMISTS

James E. Bruya, Ph.D.
Yelena Aravkina, M.S.
Bradley T. Benson, B.S.
Kurt Johnson, B.S.

3012 16th Avenue West
Seattle, WA 98119-2029
TEL: (206) 285-8282
e-mail: fbi@isomedia.com

April 6, 2012

Tim Brown, Project Manager
SoundEarth Strategies
2811 Fairview Ave. East, Suite 2000
Seattle, WA 98102

Dear Mr. Brown:

Included are the results from the testing of material submitted on April 2, 2012 from the TOC_01-600_20120402 WORFDB6, F&BI 204016 project. There are 6 pages included in this report. Any samples that may remain are currently scheduled for disposal in 30 days. If you would like us to return your samples or arrange for long term storage at our offices, please contact us as soon as possible.

We appreciate this opportunity to be of service to you and hope you will call if you should have any questions.

Sincerely,

FRIEDMAN & BRUYA, INC.



Michael Erdahl
Project Manager

Enclosures
c: Mark Chandler, Jessica Brown, Audrey Hackett, Pete Kingston, Jennifer Cyr
SOU0406R.DOC

CASE NARRATIVE

This case narrative encompasses samples received on April 2, 2012 by Friedman & Bruya, Inc. from the SoundEarth Strategies TOC_01-600_20120402 WORFDB6, F&BI 204016 project. Samples were logged in under the laboratory ID's listed below.

Laboratory ID	SoundEarth Strategies
204016 -01	02MW05-20120402

All quality control requirements were acceptable.

Date of Report: 04/06/12
Date Received: 04/02/12
Project: TOC_01-600_20120402 WORFDB6, F&BI 204016
Date Extracted: 04/03/12
Date Analyzed: 04/03/12

RESULTS FROM THE ANALYSIS OF WATER SAMPLES FOR BENZENE, TOLUENE, ETHYLBENZENE, XYLENES AND TPH AS GASOLINE USING EPA METHOD 8021B AND NWTPH-Gx

Results Reported as ug/L (ppb)

Sample ID Laboratory ID	Benzene	Toluene	Ethyl Benzene	Total Xylenes	Gasoline Range	Surrogate (% Recovery) (Limit 50-150)
02MW05-20120402 204016-01	<1	<1	<1	<3	<100	99
Method Blank 02-0569 MB	<1	<1	<1	<3	<100	97

Date of Report: 04/06/12
Date Received: 04/02/12
Project: TOC_01-600_20120402 WORFDB6, F&BI 204016
Date Extracted: 04/04/12
Date Analyzed: 04/04/12

RESULTS FROM THE ANALYSIS OF WATER SAMPLES FOR TOTAL PETROLEUM HYDROCARBONS AS DIESEL AND MOTOR OIL USING METHOD NWTPH-Dx

Results Reported as ug/L (ppb)

Sample ID Laboratory ID	Diesel Range (C_{10}-C_{25})	Motor Oil Range (C_{25}-C_{36})	Surrogate (% Recovery) (Limit 51-134)
02MW05-20120402 204016-01	170 x	<250	97
Method Blank 02-572 MB	<50	<250	82

Date of Report: 04/06/12
Date Received: 04/02/12
Project: TOC_01-600_20120402 WORFDB6, F&BI 204016

QUALITY ASSURANCE RESULTS FOR THE ANALYSIS OF WATER SAMPLES FOR BENZENE, TOLUENE, ETHYLBENZENE, XYLENES, AND TPH AS GASOLINE USING EPA METHOD 8021B AND NWTPH-Gx

Laboratory Code: 204024-01 (Duplicate)

Analyte	Reporting Units	Sample Result	Duplicate Result	Relative Percent Difference (Limit 20)
Benzene	ug/L (ppb)	<1	<1	nm
Toluene	ug/L (ppb)	<1	<1	nm
Ethylbenzene	ug/L (ppb)	<1	<1	nm
Xylenes	ug/L (ppb)	<3	<3	nm
Gasoline	ug/L (ppb)	<100	<100	nm

Laboratory Code: Laboratory Control Sample

Analyte	Reporting Units	Spike Level	Percent Recovery LCS	Acceptance Criteria
Benzene	ug/L (ppb)	50	86	65-118
Toluene	ug/L (ppb)	50	97	72-122
Ethylbenzene	ug/L (ppb)	50	100	73-126
Xylenes	ug/L (ppb)	150	97	74-118
Gasoline	ug/L (ppb)	1,000	100	69-134

Date of Report: 04/06/12
Date Received: 04/02/12
Project: TOC_01-600_20120402 WORFDB6, F&BI 204016

QUALITY ASSURANCE RESULTS FOR THE ANALYSIS OF WATER SAMPLES FOR TOTAL PETROLEUM HYDROCARBONS AS DIESEL EXTENDED USING METHOD NWTPH-Dx

Laboratory Code: Laboratory Control Sample

Analyte	Reporting Units	Spike Level	Percent Recovery LCS	Percent Recovery LCSD	Acceptance Criteria	RPD (Limit 20)
Diesel Extended	ug/L (ppb)	2,500	97	108	58-134	11

Data Qualifiers & Definitions

a - The analyte was detected at a level less than five times the reporting limit. The RPD results may not provide reliable information on the variability of the analysis.

A1 – More than one compound of similar molecule structure was identified with equal probability.

b - The analyte was spiked at a level that was less than five times that present in the sample. Matrix spike recoveries may not be meaningful.

ca - The calibration results for this range fell outside of acceptance criteria. The value reported is an estimate.

c - The presence of the analyte indicated may be due to carryover from previous sample injections.

d - The sample was diluted. Detection limits may be raised due to dilution.

ds - The sample was diluted. Detection limits are raised due to dilution and surrogate recoveries may not be meaningful.

dv - Insufficient sample was available to achieve normal reporting limits and limits are raised accordingly.

fb - Analyte present in the blank and the sample.

fc – The compound is a common laboratory and field contaminant.

hr - The sample and duplicate were reextracted and reanalyzed. RPD results were still outside of control limits. The variability is attributed to sample inhomogeneity.

ht - Analysis performed outside the method or client-specified holding time requirement.

ip - Recovery fell outside of normal control limits. Compounds in the sample matrix interfered with the quantitation of the analyte.

j – The result is below normal reporting limits. The value reported is an estimate.

J - The internal standard associated with the analyte is out of control limits. The reported concentration is an estimate.

jl - The analyte result in the laboratory control sample is out of control limits. The reported concentration should be considered an estimate.

jr - The rpd result in laboratory control sample associated with the analyte is out of control limits. The reported concentration should be considered an estimate.

js - The surrogate associated with the analyte is out of control limits. The reported concentration should be considered an estimate.

lc - The presence of the compound indicated is likely due to laboratory contamination.

L - The reported concentration was generated from a library search.

nm - The analyte was not detected in one or more of the duplicate analyses. Therefore, calculation of the RPD is not applicable.

pc – The sample was received in a container not approved by the method. The value reported should be considered an estimate.

pr – The sample was received with incorrect preservation. The value reported should be considered an estimate.

ve - Estimated concentration calculated for an analyte response above the valid instrument calibration range. A dilution is required to obtain an accurate quantification of the analyte.

vo - The value reported fell outside the control limits established for this analyte.

x - The sample chromatographic pattern does not resemble the fuel standard used for quantitation.



Data File Name	: C:\HPCHEM\6\DATA\04-04-12\018F0701.D		
Operator	: ML	Page Number	: 1
Instrument	: GC #6	Vial Number	: 18
Sample Name	: 204016-01	Injection Number	: 1
Run Time Bar Code:		Sequence Line	: 7
Acquired on	: 04 Apr 12 05:59 PM	Instrument Method	: TPHD.MTH
Report Created on	: 05 Apr 12 09:21 AM	Analysis Method	: BAKEOUT.MTH



Data File Name	: C:\HPCHEM\6\DATA\04-04-12\014F0701.D		
Operator	: ML	Page Number	: 1
Instrument	: GC #6	Vial Number	: 14
Sample Name	: 02-572 mb	Injection Number	: 1
Run Time Bar Code:		Sequence Line	: 7
Acquired on	: 04 Apr 12 05:18 PM	Instrument Method	: TPHD.MTH
Report Created on	: 05 Apr 12 09:20 AM	Analysis Method	: BAKEOUT.MTH



Data File Name : C:\HPCHEM\6\DATA\04-04-12\003F0201.D
Operator : ML
Instrument : GC #6
Sample Name : 500 WADF 37-063
Run Time Bar Code:
Acquired on : 04 Apr 12 09:35 AM
Report Created on: 05 Apr 12 09:20 AM

Page Number : 1
Vial Number : 3
Injection Number : 1
Sequence Line : 2
Instrument Method: TPHD.MTH
Analysis Method : BAKEOUT.MTH

204016

SAMPLE CHAIN OF CUSTODY

ME 04/02/12 1 of 1 COC

Send Report To Tim Braun, cc Jessica Braun + Audrey Hackett

Company SoundEarth Strategies

Address 2811 Fairview Ave E, Suite 200

City, State, ZIP Seattle, WA 98102

Phone # 206-306-1900 Fax # 206-306-1907

SAMPLERS (signature)

PROJECT NAME/NO. | PO #

REMARKS | GEMS Y / N

Page # 1 of 1

TURNAROUND TIME
- ☐ Standard (2 Weeks)
- ☐ RUSH
- Rush charges authorized by:

SAMPLE DISPOSAL
- ☐ Dispose after 30 days
- ☐ Return samples
- ☐ Will call with instructions

Sample ID	Sample Location	Sample Depth	Lab ID	Date Sampled	Time Sampled	Matrix	# of jars	ANALYSES REQUESTED: NWTPH-Dx	NWTPH-Gx	BTEX by 8021B	VOC's by 8260	SVOC's by 8270	RCRA-8 Metals			Notes
02MW05-20120402		27.5	03A-D	4/2/12	1630	W	4	X	X	X						

AT2

Friedman & Bruya, Inc.
3012 16th Avenue West
Seattle, WA 98119-2029
Ph. (206) 285-8282
Fax (206) 283-5044

	SIGNATURE	PRINT NAME	COMPANY	DATE	TIME
Relinquished by:		Andrew Leaf	SoundEarth	4/2/12	1752
Received by:		Yelena Aravkina	F&B, Inc.	4/2/12	1755
Relinquished by:					
Received by:					

FORMS\COC\SESGEMSR1.DOC (Revision 1)

Samples received at 4 °C

FRIEDMAN & BRUYA, INC.

ENVIRONMENTAL CHEMISTS

James E. Bruya, Ph.D.
Yelena Aravkina, M.S.
Bradley T. Benson, B.S.
Kurt Johnson, B.S.

3012 16th Avenue West
Seattle, WA 98119-2029
TEL: (206) 285-8282
e-mail: fbi@isomedia.com

April 6, 2012

Tim Brown, Project Manager
SoundEarth Strategies
2811 Fairview Ave. East, Suite 2000
Seattle, WA 98102

Dear Mr. Brown:

Included are the results from the testing of material submitted on April 2, 2012 from the TOC_01-600_20120402 WORFDB6, F&BI 204017 project. There are 6 pages included in this report. Any samples that may remain are currently scheduled for disposal in 30 days. If you would like us to return your samples or arrange for long term storage at our offices, please contact us as soon as possible.

We appreciate this opportunity to be of service to you and hope you will call if you should have any questions.

Sincerely,

FRIEDMAN & BRUYA, INC.



Michael Erdahl
Project Manager

Enclosures
c: Mark Chandler, Jessica Brown, Audrey Hackett, Pete Kingston, Jennifer Cyr
SOU0406R.DOC

CASE NARRATIVE

This case narrative encompasses samples received on April 2, 2012 by Friedman & Bruya, Inc. from the SoundEarth Strategies TOC_01-600_20120402 WORFDB6, F&BI 204017 project. Samples were logged in under the laboratory ID's listed below.

Laboratory ID	SoundEarth Strategies
204017 -01	02MW07-20120402

All quality control requirements were acceptable.

Date of Report: 04/06/12
Date Received: 04/02/12
Project: TOC_01-600_20120402 WORFDB6, F&BI 204017
Date Extracted: 04/03/12
Date Analyzed: 04/03/12

RESULTS FROM THE ANALYSIS OF WATER SAMPLES FOR BENZENE, TOLUENE, ETHYLBENZENE, XYLENES AND TPH AS GASOLINE USING EPA METHOD 8021B AND NWTPH-Gx

Results Reported as ug/L (ppb)

Sample ID Laboratory ID	Benzene	Toluene	Ethyl Benzene	Total Xylenes	Gasoline Range	Surrogate (% Recovery) (Limit 50-150)
02MW07-20120402 204017-01	<1	<1	<1	<3	<100	95
Method Blank 02-0569 MB	<1	<1	<1	<3	<100	97

Date of Report: 04/06/12
Date Received: 04/02/12
Project: TOC_01-600_20120402 WORFDB6, F&BI 204017
Date Extracted: 04/04/12
Date Analyzed: 04/04/12

RESULTS FROM THE ANALYSIS OF WATER SAMPLES FOR TOTAL PETROLEUM HYDROCARBONS AS DIESEL AND MOTOR OIL USING METHOD NWTPH-Dx

Results Reported as ug/L (ppb)

Sample ID Laboratory ID	Diesel Range (C_{10}-C_{25})	Motor Oil Range (C_{25}-C_{36})	Surrogate (% Recovery) (Limit 51-134)
02MW07-20120402 204017-01	<50	<250	99
Method Blank 02-572 MB	<50	<250	82

Date of Report: 04/06/12
Date Received: 04/02/12
Project: TOC_01-600_20120402 WORFDB6, F&BI 204017

QUALITY ASSURANCE RESULTS FOR THE ANALYSIS OF WATER SAMPLES FOR BENZENE, TOLUENE, ETHYLBENZENE, XYLENES, AND TPH AS GASOLINE USING EPA METHOD 8021B AND NWTPH-Gx

Laboratory Code: 204024-01 (Duplicate)

Analyte	Reporting Units	Sample Result	Duplicate Result	Relative Percent Difference (Limit 20)
Benzene	ug/L (ppb)	<1	<1	nm
Toluene	ug/L (ppb)	<1	<1	nm
Ethylbenzene	ug/L (ppb)	<1	<1	nm
Xylenes	ug/L (ppb)	<3	<3	nm
Gasoline	ug/L (ppb)	<100	<100	nm

Laboratory Code: Laboratory Control Sample

Analyte	Reporting Units	Spike Level	Percent Recovery LCS	Acceptance Criteria
Benzene	ug/L (ppb)	50	86	65-118
Toluene	ug/L (ppb)	50	97	72-122
Ethylbenzene	ug/L (ppb)	50	100	73-126
Xylenes	ug/L (ppb)	150	97	74-118
Gasoline	ug/L (ppb)	1,000	100	69-134

Date of Report: 04/06/12
Date Received: 04/02/12
Project: TOC_01-600_20120402 WORFDB6, F&BI 204017

QUALITY ASSURANCE RESULTS FOR THE ANALYSIS OF WATER SAMPLES FOR TOTAL PETROLEUM HYDROCARBONS AS DIESEL EXTENDED USING METHOD NWTPH-Dx

Laboratory Code: Laboratory Control Sample

Analyte	Reporting Units	Spike Level	Percent Recovery LCS	Percent Recovery LCSD	Acceptance Criteria	RPD (Limit 20)
Diesel Extended	ug/L (ppb)	2,500	97	108	58-134	11

Data Qualifiers & Definitions

a - The analyte was detected at a level less than five times the reporting limit. The RPD results may not provide reliable information on the variability of the analysis.

A1 – More than one compound of similar molecule structure was identified with equal probability.

b - The analyte was spiked at a level that was less than five times that present in the sample. Matrix spike recoveries may not be meaningful.

ca - The calibration results for this range fell outside of acceptance criteria. The value reported is an estimate.

c - The presence of the analyte indicated may be due to carryover from previous sample injections.

d - The sample was diluted. Detection limits may be raised due to dilution.

ds - The sample was diluted. Detection limits are raised due to dilution and surrogate recoveries may not be meaningful.

dv - Insufficient sample was available to achieve normal reporting limits and limits are raised accordingly.

fb - Analyte present in the blank and the sample.

fc – The compound is a common laboratory and field contaminant.

hr - The sample and duplicate were reextracted and reanalyzed. RPD results were still outside of control limits. The variability is attributed to sample inhomogeneity.

ht - Analysis performed outside the method or client-specified holding time requirement.

ip - Recovery fell outside of normal control limits. Compounds in the sample matrix interfered with the quantitation of the analyte.

j – The result is below normal reporting limits. The value reported is an estimate.

J - The internal standard associated with the analyte is out of control limits. The reported concentration is an estimate.

jl - The analyte result in the laboratory control sample is out of control limits. The reported concentration should be considered an estimate.

jr - The rpd result in laboratory control sample associated with the analyte is out of control limits. The reported concentration should be considered an estimate.

js - The surrogate associated with the analyte is out of control limits. The reported concentration should be considered an estimate.

lc - The presence of the compound indicated is likely due to laboratory contamination.

L - The reported concentration was generated from a library search.

nm - The analyte was not detected in one or more of the duplicate analyses. Therefore, calculation of the RPD is not applicable.

pc – The sample was received in a container not approved by the method. The value reported should be considered an estimate.

pr – The sample was received with incorrect preservation. The value reported should be considered an estimate.

ve - Estimated concentration calculated for an analyte response above the valid instrument calibration range. A dilution is required to obtain an accurate quantification of the analyte.

vo - The value reported fell outside the control limits established for this analyte.

x - The sample chromatographic pattern does not resemble the fuel standard used for quantitation.



Data File Name	: C:\HPCHEM\6\DATA\04-04-12\019F0701.D		
Operator	: ML	Page Number	: 1
Instrument	: GC #6	Vial Number	: 19
Sample Name	: 204017-01	Injection Number	: 1
Run Time Bar Code:		Sequence Line	: 7
Acquired on	: 04 Apr 12 07:25 PM	Instrument Method:	TPHD.MTH
Report Created on:	05 Apr 12 09:21 AM	Analysis Method	: BAKEOUT.MTH



Data File Name	: C:\HPCHEM\6\DATA\04-04-12\014F0701.D		
Operator	: ML	Page Number	: 1
Instrument	: GC #6	Vial Number	: 14
Sample Name	: 02-572 mb	Injection Number	: 1
Run Time Bar Code:		Sequence Line	: 7
Acquired on	: 04 Apr 12 05:18 PM	Instrument Method	: TPHD.MTH
Report Created on	: 05 Apr 12 09:20 AM	Analysis Method	: BAKEOUT.MTH



Data File Name	: C:\HPCHEM\6\DATA\04-04-12\003F0201.D		
Operator	: ML	Page Number	: 1
Instrument	: GC #6	Vial Number	: 3
Sample Name	: 500 WADF 37-06B	Injection Number	: 1
Run Time Bar Code:		Sequence Line	: 2
Acquired on	: 04 Apr 12 09:35 AM	Instrument Method	: TPHD.MTH
Report Created on	: 05 Apr 12 09:20 AM	Analysis Method	: BAKEOUT.MTH

204017

SAMPLE CHAIN OF CUSTODY

ME 04/02/12

COS

Send Report To Tim Brown, cc: Jessica Brown & Audrey Hackett

Company Sound Environmental Strategies

Address 2811 Fairview Ave E, Suite 2000

City, State, ZIP Seattle, WA 98102

SAMPLERS (signature)

PROJECT NAME/NO.

TOC Holdings Co. Facility No. 01-600
Seattle Terminal – East Waterfront Property

PO #

REMARKS

EIM Y / N

Page # 1 of 1

TURNAROUND TIME

(X) Standard (2 Weeks)
RUSH
Rush charges authorized by:

SAMPLE DISPOSAL

(X) Dispose after 30 days
Return samples
Will call with instructions

Sample ID	Sample Location	Sample Depth	Lab ID	Date Sampled	Time Sampled	Matrix	# of jars	GRPH by NWTPH-Gx	BTEX by EPA 8021B	DRPH/ORPH by NWTPH-Dx	PCP by EPA 8270D (low-level detection limits)	cVOCs by EPA 8260B	Nitrate and Sulfate by EPA 300.0	Methane, Ethane, and Ethene by RSK 175			Notes
02MW07-20120402	02MW07	7	02A-D	4/2/12	1536	Water	4	X	X	X							

NC 4/2/12

Friedman & Bruya, Inc.
3012 16th Avenue West
Seattle, WA 98119-2029
Ph. (206) 285-8282
Fax (206) 283-5044

	SIGNATURE	PRINT NAME	COMPANY	DATE	TIME
Relinquished by:		Andrew Lat	SandEarth	4/2/12	1752
Received by:		Yelena Aravkin	F&B, Inc.	4/2/12	1755
Relinquished by:					
Received by:			Samples received at 4 °C		

FRIEDMAN & BRUYA, INC.

ENVIRONMENTAL CHEMISTS

James E. Bruya, Ph.D.
Yelena Aravkina, M.S.
Bradley T. Benson, B.S.
Kurt Johnson, B.S.

3012 16th Avenue West
Seattle, WA 98119-2029
TEL: (206) 285-8282
e-mail: fbi@isomedia.com

April 6, 2012

Tim Brown, Project Manager
SoundEarth Strategies
2811 Fairview Ave. East, Suite 2000
Seattle, WA 98102

Dear Mr. Brown:

Included are the results from the testing of material submitted on April 2, 2012 from the TOC_01-600_20120402 WORFDB6, F&BI 204018 project. There are 6 pages included in this report. Any samples that may remain are currently scheduled for disposal in 30 days. If you would like us to return your samples or arrange for long term storage at our offices, please contact us as soon as possible.

We appreciate this opportunity to be of service to you and hope you will call if you should have any questions.

Sincerely,

FRIEDMAN & BRUYA, INC.



Michael Erdahl
Project Manager

Enclosures
c: Mark Chandler, Jessica Brown, Audrey Hackett, Pete Kingston, Jennifer Cyr
SOU0406R.DOC

CASE NARRATIVE

This case narrative encompasses samples received on April 2, 2012 by Friedman & Bruya, Inc. from the SoundEarth Strategies TOC_01-600_20120402 WORFDB6, F&BI 204018 project. Samples were logged in under the laboratory ID's listed below.

Laboratory ID	SoundEarth Strategies
204018 -01	02MW08-20120402

All quality control requirements were acceptable.

Date of Report: 04/06/12
Date Received: 04/02/12
Project: TOC_01-600_20120402 WORFDB6, F&BI 204018
Date Extracted: 04/03/12
Date Analyzed: 04/03/12

RESULTS FROM THE ANALYSIS OF WATER SAMPLES FOR BENZENE, TOLUENE, ETHYLBENZENE, XYLENES AND TPH AS GASOLINE USING EPA METHOD 8021B AND NWTPH-Gx

Results Reported as ug/L (ppb)

Sample ID Laboratory ID	Benzene	Toluene	Ethyl Benzene	Total Xylenes	Gasoline Range	Surrogate (% Recovery) (Limit 50-150)
02MW08-20120402 204018-01	<1	<1	<1	<3	<100	94
Method Blank 02-0569 MB	<1	<1	<1	<3	<100	97

Date of Report: 04/06/12
Date Received: 04/02/12
Project: TOC_01-600_20120402 WORFDB6, F&BI 204018
Date Extracted: 04/04/12
Date Analyzed: 04/04/12

RESULTS FROM THE ANALYSIS OF WATER SAMPLES FOR TOTAL PETROLEUM HYDROCARBONS AS DIESEL AND MOTOR OIL USING METHOD NWTPH-Dx

Results Reported as ug/L (ppb)

Sample ID Laboratory ID	Diesel Range (C_{10}-C_{25})	Motor Oil Range (C_{25}-C_{36})	Surrogate (% Recovery) (Limit 51-134)
02MW08-20120402 204018-01	65	<250	83
Method Blank 02-572 MB	<50	<250	82

Date of Report: 04/06/12
Date Received: 04/02/12
Project: TOC_01-600_20120402 WORFDB6, F&BI 204018

QUALITY ASSURANCE RESULTS FOR THE ANALYSIS OF WATER SAMPLES FOR BENZENE, TOLUENE, ETHYLBENZENE, XYLENES, AND TPH AS GASOLINE USING EPA METHOD 8021B AND NWTPH-Gx

Laboratory Code: 204024-01 (Duplicate)

Analyte	Reporting Units	Sample Result	Duplicate Result	Relative Percent Difference (Limit 20)
Benzene	ug/L (ppb)	<1	<1	nm
Toluene	ug/L (ppb)	<1	<1	nm
Ethylbenzene	ug/L (ppb)	<1	<1	nm
Xylenes	ug/L (ppb)	<3	<3	nm
Gasoline	ug/L (ppb)	<100	<100	nm

Laboratory Code: Laboratory Control Sample

Analyte	Reporting Units	Spike Level	Percent Recovery LCS	Acceptance Criteria
Benzene	ug/L (ppb)	50	86	65-118
Toluene	ug/L (ppb)	50	97	72-122
Ethylbenzene	ug/L (ppb)	50	100	73-126
Xylenes	ug/L (ppb)	150	97	74-118
Gasoline	ug/L (ppb)	1,000	100	69-134

Date of Report: 04/06/12
Date Received: 04/02/12
Project: TOC_01-600_20120402 WORFDB6, F&BI 204018

QUALITY ASSURANCE RESULTS FOR THE ANALYSIS OF WATER SAMPLES FOR TOTAL PETROLEUM HYDROCARBONS AS DIESEL EXTENDED USING METHOD NWTPH-Dx

Laboratory Code: Laboratory Control Sample

Analyte	Reporting Units	Spike Level	Percent Recovery LCS	Percent Recovery LCSD	Acceptance Criteria	RPD (Limit 20)
Diesel Extended	ug/L (ppb)	2,500	97	108	58-134	11

Data Qualifiers & Definitions

a - The analyte was detected at a level less than five times the reporting limit. The RPD results may not provide reliable information on the variability of the analysis.

A1 – More than one compound of similar molecule structure was identified with equal probability.

b - The analyte was spiked at a level that was less than five times that present in the sample. Matrix spike recoveries may not be meaningful.

ca - The calibration results for this range fell outside of acceptance criteria. The value reported is an estimate.

c - The presence of the analyte indicated may be due to carryover from previous sample injections.

d - The sample was diluted. Detection limits may be raised due to dilution.

ds - The sample was diluted. Detection limits are raised due to dilution and surrogate recoveries may not be meaningful.

dv - Insufficient sample was available to achieve normal reporting limits and limits are raised accordingly.

fb - Analyte present in the blank and the sample.

fc – The compound is a common laboratory and field contaminant.

hr - The sample and duplicate were reextracted and reanalyzed. RPD results were still outside of control limits. The variability is attributed to sample inhomogeneity.

ht - Analysis performed outside the method or client-specified holding time requirement.

ip - Recovery fell outside of normal control limits. Compounds in the sample matrix interfered with the quantitation of the analyte.

j – The result is below normal reporting limits. The value reported is an estimate.

J - The internal standard associated with the analyte is out of control limits. The reported concentration is an estimate.

jl - The analyte result in the laboratory control sample is out of control limits. The reported concentration should be considered an estimate.

jr - The rpd result in laboratory control sample associated with the analyte is out of control limits. The reported concentration should be considered an estimate.

js - The surrogate associated with the analyte is out of control limits. The reported concentration should be considered an estimate.

lc - The presence of the compound indicated is likely due to laboratory contamination.

L - The reported concentration was generated from a library search.

nm - The analyte was not detected in one or more of the duplicate analyses. Therefore, calculation of the RPD is not applicable.

pc – The sample was received in a container not approved by the method. The value reported should be considered an estimate.

pr – The sample was received with incorrect preservation. The value reported should be considered an estimate.

ve - Estimated concentration calculated for an analyte response above the valid instrument calibration range. A dilution is required to obtain an accurate quantification of the analyte.

vo - The value reported fell outside the control limits established for this analyte.

x - The sample chromatographic pattern does not resemble the fuel standard used for quantitation.



Data File Name : C:\HPCHEM\6\DATA\04-04-12\020F0701.D
Operator : ML
Instrument : GC #6
Sample Name : 204013-01
Run Time Bar Code:
Acquired on : 04 Apr 12 07:51 PM
Report Created on: 05 Apr 12 09:21 AM

Page Number : 1
Vial Number : 20
Injection Number : 1
Sequence Line : 7
Instrument Method: TPHD.MTH
Analysis Method : BAKEOUT.MTH



Data File Name : C:\HPCHEM\6\DATA\04-04-12\003F0201.D
Operator : ML
Instrument : GC #6
Sample Name : 500 WADF 37-063
Run Time Bar Code:
Acquired on : 04 Apr 12 09:35 AM
Report Created on: 05 Apr 12 09:20 AM

Page Number : 1
Vial Number : 3
Injection Number : 1
Sequence Line : 2
Instrument Method: TPHD.MTH
Analysis Method : BAKEOUT.MTH



Data File Name : C:\HPCHEM\6\DATA\04-04-12\014F0701.D
Operator : ML
Instrument : GC #6
Sample Name : 02-572 mb
Run Time Bar Code:
Acquired on : 04 Apr 12 06:18 PM
Report Created on: 05 Apr 12 09:20 AM

Page Number : 1
Vial Number : 14
Injection Number : 1
Sequence Line : 7
Instrument Method: TPHD.MTH
Analysis Method : BAKEOUT.MTH

204018

SAMPLE CHAIN OF CUSTODY

ME 04/12/12 VI/605

Page # 1 of 1

Send Report To Tim Brown, cc: Jessica Brown, Audrey Hackett, Jennifer Cyr, Pete Kingston

Company SoundEarth Strategies, Inc.

Address 2811 Fairview Ave E, Suite 2000

City, State, ZIP Seattle, WA 98102

SAMPLERS (signature)

PROJECT NAME/NO.: TOC Holdings Co. Facility No. 01-600 Seattle Terminal

PO #: 01-600

REMARKS

EIM Y / N

TURNAROUND TIME
- Standard (2 Weeks)
- RUSH
- Rush charges authorized by:

SAMPLE DISPOSAL
- ⊗ Dispose after 30 days
- Return samples
- Will call with instructions

Sample ID	Sample Location	Sample Depth	Lab ID	Date Sampled	Time Sampled	Matrix	# of jars	GRPH and BTEX	DRPH and ORPH							Notes
SZMW08-20120402	OZMW08	16	01 A-D	4/2/12	1607	W	4	X	X							

KTL

Friedman & Bruya, Inc.
3012 16th Avenue West
Seattle, WA 98119-2029
Ph. (206) 285-8282
Fax (206) 283-5044

	SIGNATURE	PRINT NAME	COMPANY	DATE	TIME
Relinquished by:		Andrea Liljegren	SoundEarth	4/2/12	1752
Received by:		Yelena Aravkina	FB, Inc.	4/2/12	1755
Relinquished by:					
Received by:			Samples received at 4 °C		

FRIEDMAN & BRUYA, INC.

ENVIRONMENTAL CHEMISTS

James E. Bruya, Ph.D.
Yelena Aravkina, M.S.
Bradley T. Benson, B.S.
Kurt Johnson, B.S.

3012 16th Avenue West
Seattle, WA 98119-2029
TEL: (206) 285-8282
e-mail: fbi@isomedia.com

April 13, 2012

Tim Brown, Project Manager
SoundEarth Strategies
2811 Fairview Ave. East, Suite 2000
Seattle, WA 98102

Dear Mr. Brown:

Included are the results from the testing of material submitted on April 6, 2012 from the TOC_01-600_20120406 WORFDB6, F&BI 204115 project. There are 6 pages included in this report. Any samples that may remain are currently scheduled for disposal in 30 days. If you would like us to return your samples or arrange for long term storage at our offices, please contact us as soon as possible.

We appreciate this opportunity to be of service to you and hope you will call if you should have any questions.

Sincerely,

FRIEDMAN & BRUYA, INC.



Michael Erdahl
Project Manager

Enclosures
c: Mark Chandler, Jessica Brown, Audrey Hackett, Pete Kingston, Jennifer Cyr
SOU0413R.DOC

CASE NARRATIVE

This case narrative encompasses samples received on April 6, 2012 by Friedman & Bruya, Inc. from the SoundEarth Strategies TOC_01-600_20120406 WORFDB6, F&BI 204115 project. Samples were logged in under the laboratory ID's listed below.

Laboratory ID	SoundEarth Strategies
204115-01	02MW06-20120406
204115-02	02MW11-20120406
204115-03	02MW12-20120406
204115-04	FD02-20120406

All quality control requirements were acceptable.

Date of Report: 04/13/12
Date Received: 04/06/12
Project: TOC_01-600_20120406 WORFDB6, F&BI 204115
Date Extracted: 04/09/12
Date Analyzed: 04/09/12

RESULTS FROM THE ANALYSIS OF WATER SAMPLES FOR BENZENE, TOLUENE, ETHYLBENZENE, XYLENES AND TPH AS GASOLINE USING EPA METHOD 8021B AND NWTPH-Gx

Results Reported as ug/L (ppb)

Sample ID Laboratory ID	Benzene	Toluene	Ethyl Benzene	Total Xylenes	Gasoline Range	Surrogate (% Recovery) (Limit 52-124)
02MW06-20120406 204115-01	<1	<1	<1	<3	<100	95
02MW11-20120406 204115-02	<1	3.8	<1	5.9	610	98
02MW12-20120406 204115-03 1/10	57	14	640	120	5,700	103
FD02-20120406 204115-04 1/10	59	14	660	130	5,800	98
Method Blank 02-0599 MB	<1	<1	<1	<3	<100	95

Date of Report: 04/13/12
Date Received: 04/06/12
Project: TOC_01-600_20120406 WORFDB6, F&BI 204115
Date Extracted: 04/10/12
Date Analyzed: 04/11/12

RESULTS FROM THE ANALYSIS OF WATER SAMPLES FOR TOTAL PETROLEUM HYDROCARBONS AS DIESEL AND MOTOR OIL USING METHOD NWTPH-Dx

Results Reported as ug/L (ppb)

Sample ID Laboratory ID	Diesel Range (C_{10}-C_{25})	Motor Oil Range (C_{25}-C_{36})	Surrogate (% Recovery) (Limit 50-150)
02MW06-20120406 204115-01	150 x	<250	96
02MW11-20120406 204115-02	150 x	<250	86
02MW12-20120406 204115-03	880 x	<250	88
FD02-20120406 204115-04	720 x	<250	76
Method Blank 02-604 MB2	<50	<250	94

Date of Report: 04/13/12
Date Received: 04/06/12
Project: TOC_01-600_20120406 WORFDB6, F&BI 204115

QUALITY ASSURANCE RESULTS FOR THE ANALYSIS OF WATER SAMPLES FOR BENZENE, TOLUENE, ETHYLBENZENE, XYLENES, AND TPH AS GASOLINE USING EPA METHOD 8021B AND NWTPH-Gx

Laboratory Code: 204116-04 (Duplicate)

Analyte	Reporting Units	Sample Result	Duplicate Result	Relative Percent Difference (Limit 20)
Benzene	ug/L (ppb)	<1	<1	nm
Toluene	ug/L (ppb)	<1	<1	nm
Ethylbenzene	ug/L (ppb)	<1	<1	nm
Xylenes	ug/L (ppb)	<3	<3	nm
Gasoline	ug/L (ppb)	<100	<100	nm

Laboratory Code: Laboratory Control Sample

Analyte	Reporting Units	Spike Level	Percent Recovery LCS	Acceptance Criteria
Benzene	ug/L (ppb)	50	86	65-118
Toluene	ug/L (ppb)	50	97	72-122
Ethylbenzene	ug/L (ppb)	50	99	73-126
Xylenes	ug/L (ppb)	150	97	74-118
Gasoline	ug/L (ppb)	1,000	100	69-134

Date of Report: 04/13/12
Date Received: 04/06/12
Project: TOC_01-600_20120406 WORFDB6, F&BI 204115

QUALITY ASSURANCE RESULTS FOR THE ANALYSIS OF WATER SAMPLES FOR TOTAL PETROLEUM HYDROCARBONS AS DIESEL EXTENDED USING METHOD NWTPH-Dx

Laboratory Code: Laboratory Control Sample

Analyte	Reporting Units	Spike Level	Percent Recovery LCS	Percent Recovery LCSD	Acceptance Criteria	RPD (Limit 20)
Diesel Extended	ug/L (ppb)	2,500	87	104	63-142	18

Data Qualifiers & Definitions

a - The analyte was detected at a level less than five times the reporting limit. The RPD results may not provide reliable information on the variability of the analysis.

A1 – More than one compound of similar molecule structure was identified with equal probability.

b - The analyte was spiked at a level that was less than five times that present in the sample. Matrix spike recoveries may not be meaningful.

ca - The calibration results for this range fell outside of acceptance criteria. The value reported is an estimate.

c - The presence of the analyte indicated may be due to carryover from previous sample injections.

d - The sample was diluted. Detection limits may be raised due to dilution.

ds - The sample was diluted. Detection limits are raised due to dilution and surrogate recoveries may not be meaningful.

dv - Insufficient sample was available to achieve normal reporting limits and limits are raised accordingly.

fb - Analyte present in the blank and the sample.

fc – The compound is a common laboratory and field contaminant.

hr - The sample and duplicate were reextracted and reanalyzed. RPD results were still outside of control limits. The variability is attributed to sample inhomogeneity.

ht - Analysis performed outside the method or client-specified holding time requirement.

ip - Recovery fell outside of normal control limits. Compounds in the sample matrix interfered with the quantitation of the analyte.

j – The result is below normal reporting limits. The value reported is an estimate.

J - The internal standard associated with the analyte is out of control limits. The reported concentration is an estimate.

jl - The analyte result in the laboratory control sample is out of control limits. The reported concentration should be considered an estimate.

jr - The rpd result in laboratory control sample associated with the analyte is out of control limits. The reported concentration should be considered an estimate.

js - The surrogate associated with the analyte is out of control limits. The reported concentration should be considered an estimate.

lc - The presence of the compound indicated is likely due to laboratory contamination.

L - The reported concentration was generated from a library search.

nm - The analyte was not detected in one or more of the duplicate analyses. Therefore, calculation of the RPD is not applicable.

pc – The sample was received in a container not approved by the method. The value reported should be considered an estimate.

pr – The sample was received with incorrect preservation. The value reported should be considered an estimate.

ve - Estimated concentration calculated for an analyte response above the valid instrument calibration range. A dilution is required to obtain an accurate quantification of the analyte.

vo - The value reported fell outside the control limits established for this analyte.

x - The sample chromatographic pattern does not resemble the fuel standard used for quantitation.



Data File Name	: C:\HPCHEM\1\DATA\04-11-12\007F0301.D		
Operator	: ML	Page Number	: 1
Instrument	: GC1	Vial Number	: 7
Sample Name	: 204115-01	Injection Number	: 1
Run Time Bar Code:		Sequence Line	: 3
Acquired on	: 11 Apr 12 10:53 AM	Instrument Method	: TPHD.MTH
Report Created on:	12 Apr 12 10:19 AM	Analysis Method	: BAKEOUT.MTH



Data File Name	: C:\HPCHEM\1\DATA\04-11-12\008F0301.D		
Operator	: ML	Page Number	: 1
Instrument	: GC1	Vial Number	: 8
Sample Name	: 204115-02	Injection Number	: 1
Run Time Bar Code:		Sequence Line	: 3
Acquired on	: 11 Apr 12 11:19 AM	Instrument Method	: TPHD.MTH
Report Created on	: 12 Apr 12 10:19 AM	Analysis Method	: BAKEOUT.MTH



Data File Name	: C:\HPCHEM\1\DATA\04-11-12\009F0301.D		
Operator	: ML	Page Number	: 1
Instrument	: GC1	Vial Number	: 9
Sample Name	: 204115-03	Injection Number	: 1
Run Time Bar Code:		Sequence Line	: 3
Acquired on	: 11 Apr 12 11:46 AM	Instrument Method	: TPHD.MTH
Report Created on	: 12 Apr 12 10:19 AM	Analysis Method	: BAKEOUT.MTH



Data File Name	: C:\HPCHEM\1\DATA\04-11-12\010F0301.D		
Operator	: ML	Page Number	: 1
Instrument	: GC1	Vial Number	: 10
Sample Name	: 204115-04	Injection Number	: 1
Run Time Bar Code:		Sequence Line	: 3
Acquired on	: 11 Apr 12 12:13 PM	Instrument Method	: TPHD.MTH
Report Created on	: 12 Apr 12 10:20 AM	Analysis Method	: BAKEOUT.MTH



Data File Name	: C:\HPCHEM\1\DATA\04-11-12\006F0301.D		
Operator	: ML	Page Number	: 1
Instrument	: GC1	Vial Number	: 6
Sample Name	: 02-604 mb2	Injection Number	: 1
Run Time Bar Code:		Sequence Line	: 3
Acquired on	: 11 Apr 12 10:32 AM	Instrument Method	: TPHD.MTH
Report Created on	: 12 Apr 12 10:18 AM	Analysis Method	: BAKEOUT.MTH

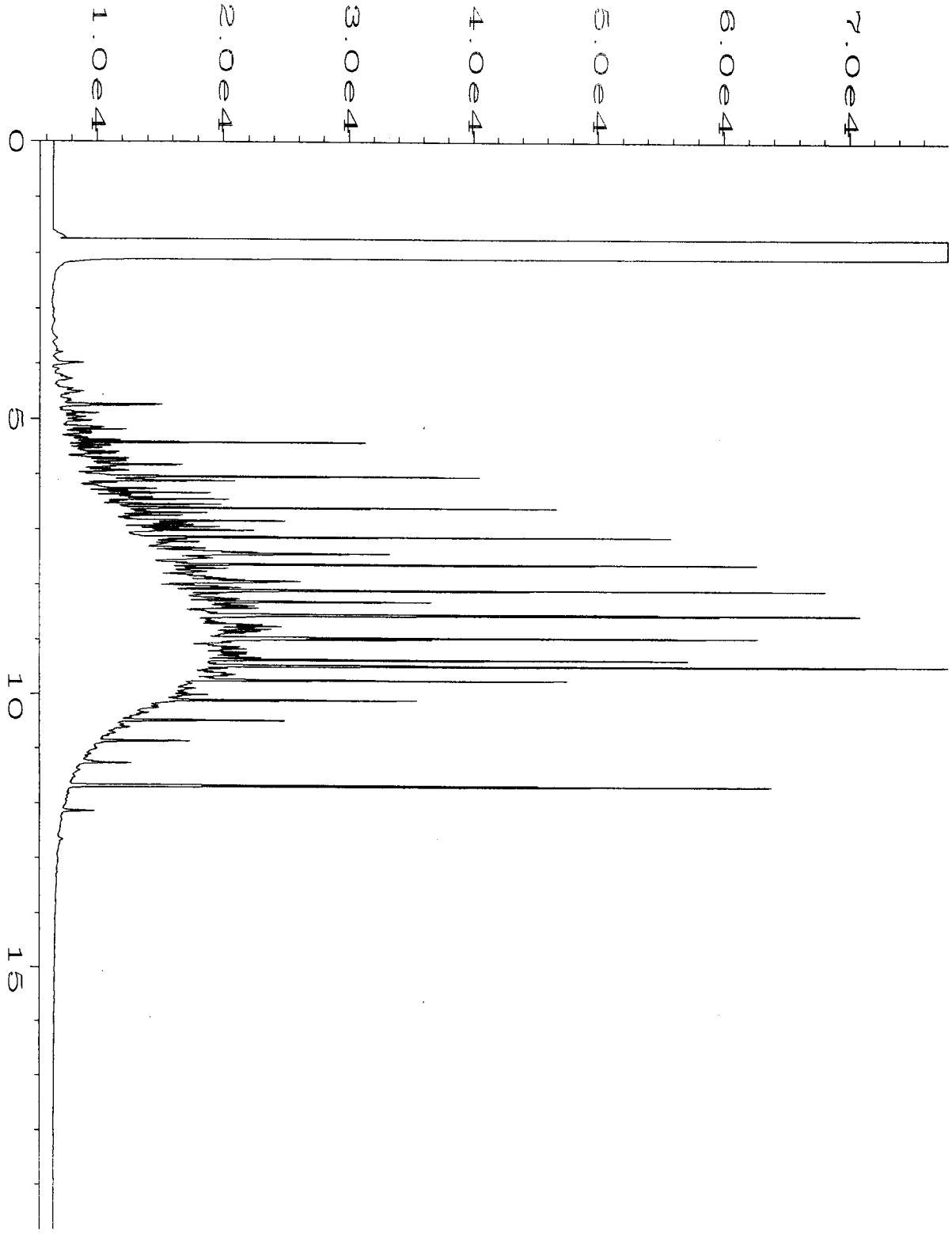

Data File Name	: C:\HPCHEM\1\DATA\04-11-12\003F0201.D		
Operator	: ML	Page Number	: 1
Instrument	: GC1	Vial Number	: 3
Sample Name	: 500 WADF 37-06B	Injection Number	: 1
Run Time Bar Code:		Sequence Line	: 2
Acquired on	: 11 Apr 12 07:11 AM	Instrument Method	: TPHD.MTH
Report Created on:	12 Apr 12 10:17 AM	Analysis Method	: BAKEOUT.MTH

204115

SAMPLE CHAIN OF CUSTODY

ME 04/06/12 V2/C05

Send Report To Tim Brown, cc: Jessica Brown & Audrey Hackett

Company Sound Environmental Strategies

Address 2811 Fairview Ave E, Suite 2000

City, State, ZIP Seattle, WA 98102

SAMPLERS (signature)

PROJECT NAME/NO.: TOC Holdings Co. Facility No. 01-600 Seattle Terminal – East Waterfront Property

PO #

REMARKS

EIM Y / N

Page # 1 of 1

TURNAROUND TIME

⊗ Standard (2 Weeks)

RUSH

Rush charges authorized by:

SAMPLE DISPOSAL

⊗ Dispose after 30 days

Return samples

Will call with instructions

Sample ID	Sample Location	Sample Depth	Lab ID	Date Sampled	Time Sampled	Matrix	# of jars	GRPH by NWTPH-Gx	BTEX by EPA 8021B	DRPH/ORPH by NWTPH-Dx	PCP by EPA 8270D (low-level detection limits)	cVOCs by EPA 8260B	Nitrate and Sulfate by EPA 300.0	Methane, Ethane, and Ethene by RSK 175			Notes
02mw06-20120406	02mw06	15'	01A-D	4-6-12	0959	H_2O	4	X	X	X							
02mw11-20120406	02mw11	8.5'	02	4-6-12	1105	H_2O	4	X	X	X							
02mw12-20120406	02mw12	11'	03	4-6-12	1147	H_2O	4	X	X	X							
FD02-20120406	02mw12	11'	04	4-6-12	1200	H_2O	4	X	X	X							
						LRC											

Friedman & Bruya, Inc.
3012 16th Avenue West
Seattle, WA 98119-2029
Ph. (206) 285-8282
Fax (206) 283-5044

	SIGNATURE	PRINT NAME	COMPANY	DATE	TIME
Relinquished by:		WILL CAMARDA	SoundEarth	4/6/12	
Received by:		HOA NGUYEN	FBI	4/6/12	16:00
Relinquished by:					
Received by:			Samples received at	4 °C	

FRIEDMAN & BRUYA, INC.

ENVIRONMENTAL CHEMISTS

James E. Bruya, Ph.D.
Yelena Aravkina, M.S.
Bradley T. Benson, B.S.
Kurt Johnson, B.S.

3012 16th Avenue West
Seattle, WA 98119-2029
TEL: (206) 285-8282
e-mail: fbi@isomedia.com

October 12, 2012

Tim Brown, Project Manager
SoundEarth Strategies
2811 Fairview Ave. East, Suite 2000
Seattle, WA 98102

Dear Mr. Brown:

Included are the results from the testing of material submitted on October 9, 2012 from the TOC_01-600_20121009 WORFDB6, F&BI 210135 project. There are 6 pages included in this report. Any samples that may remain are currently scheduled for disposal in 30 days. If you would like us to return your samples or arrange for long term storage at our offices, please contact us as soon as possible.

We appreciate this opportunity to be of service to you and hope you will call if you should have any questions.

Sincerely,

FRIEDMAN & BRUYA, INC.



Michael Erdahl
Project Manager

Enclosures
c: Jessica Brown, Audrey Hackett, Pete Kingston, Jennifer Cyr
SOU1012R.DOC

CASE NARRATIVE

This case narrative encompasses samples received on October 9, 2012 by Friedman & Bruya, Inc. from the SoundEarth Strategies TOC_01-600_20121009 WORFDB6, F&BI 210135 project. Samples were logged in under the laboratory ID's listed below.

Laboratory ID	SoundEarth Strategies
210135-01	02MW02-20121009
210135-02	02MW05-20121009
210135-03	02MW06-20121009
210135-04	02MW07-20121009

All quality control requirements were acceptable.

Date of Report: 10/12/12
Date Received: 10/09/12
Project: TOC_01-600_20121009 WORFDB6, F&BI 210135
Date Extracted: 10/10/12
Date Analyzed: 10/10/12

RESULTS FROM THE ANALYSIS OF WATER SAMPLES FOR BENZENE, TOLUENE, ETHYLBENZENE, XYLENES AND TPH AS GASOLINE USING EPA METHOD 8021B AND NWTPH-Gx

Results Reported as ug/L (ppb)

Sample ID Laboratory ID	Benzene	Toluene	Ethyl Benzene	Total Xylenes	Gasoline Range	Surrogate (% Recovery) (Limit 50-150)
02MW02-20121009 210135-01	<1	<1	<1	<3	<100	90
02MW05-20121009 210135-02	<1	<1	<1	<3	<100	90
02MW06-20121009 210135-03	<1	<1	<1	<3	<100	87
02MW07-20121009 210135-04	<1	<1	<1	<3	<100	83
Method Blank 02-1838 MB	<1	<1	<1	<3	<100	78

Date of Report: 10/12/12
Date Received: 10/09/12
Project: TOC_01-600_20121009 WORFDB6, F&BI 210135
Date Extracted: 10/10/12
Date Analyzed: 10/10/12

RESULTS FROM THE ANALYSIS OF WATER SAMPLES FOR TOTAL PETROLEUM HYDROCARBONS AS DIESEL AND MOTOR OIL USING METHOD NWTPH-Dx

Results Reported as ug/L (ppb)

Sample ID Laboratory ID	Diesel Range (C_{10}-C_{25})	Motor Oil Range (C_{25}-C_{36})	Surrogate (% Recovery) (Limit 51-134)
02MW02-20121009 210135-01	250 x	<250	107
02MW05-20121009 210135-02	220 x	<250	113
02MW06-20121009 210135-03	210 x	<250	121
02MW07-20121009 210135-04	75 x	<250	105
Method Blank 02-1830 MB2	<50	<250	111

Date of Report: 10/12/12
Date Received: 10/09/12
Project: TOC_01-600_20121009 WORFDB6, F&BI 210135

QUALITY ASSURANCE RESULTS FOR THE ANALYSIS OF WATER SAMPLES FOR BENZENE, TOLUENE, ETHYLBENZENE, XYLENES, AND TPH AS GASOLINE USING EPA METHOD 8021B AND NWTPH-Gx

Laboratory Code: 210133-01 (Duplicate)

Analyte	Reporting Units	Sample Result	Duplicate Result	Relative Percent Difference (Limit 20)
Benzene	ug/L (ppb)	<1	<1	nm
Toluene	ug/L (ppb)	<1	<1	nm
Ethylbenzene	ug/L (ppb)	<1	<1	nm
Xylenes	ug/L (ppb)	<3	<3	nm
Gasoline	ug/L (ppb)	<100	<100	nm

Laboratory Code: Laboratory Control Sample

Analyte	Reporting Units	Spike Level	Percent Recovery LCS	Acceptance Criteria
Benzene	ug/L (ppb)	50	101	72-119
Toluene	ug/L (ppb)	50	99	71-113
Ethylbenzene	ug/L (ppb)	50	102	72-114
Xylenes	ug/L (ppb)	150	98	72-113
Gasoline	ug/L (ppb)	1,000	95	70-119

Date of Report: 10/12/12
Date Received: 10/09/12
Project: TOC_01-600_20121009 WORFDB6, F&BI 210135

QUALITY ASSURANCE RESULTS FOR THE ANALYSIS OF WATER SAMPLES FOR TOTAL PETROLEUM HYDROCARBONS AS DIESEL EXTENDED USING METHOD NWTPH-Dx

Laboratory Code: Laboratory Control Sample

Analyte	Reporting Units	Spike Level	Percent Recovery LCS	Percent Recovery LCSD	Acceptance Criteria	RPD (Limit 20)
Diesel Extended	ug/L (ppb)	2,500	77	84	61-133	9

Data Qualifiers & Definitions

a - The analyte was detected at a level less than five times the reporting limit. The RPD results may not provide reliable information on the variability of the analysis.

A1 – More than one compound of similar molecule structure was identified with equal probability.

b - The analyte was spiked at a level that was less than five times that present in the sample. Matrix spike recoveries may not be meaningful.

ca - The calibration results for this range fell outside of acceptance criteria. The value reported is an estimate.

c - The presence of the analyte indicated may be due to carryover from previous sample injections.

d - The sample was diluted. Detection limits may be raised due to dilution.

ds - The sample was diluted. Detection limits are raised due to dilution and surrogate recoveries may not be meaningful.

dv - Insufficient sample was available to achieve normal reporting limits and limits are raised accordingly.

fb - Analyte present in the blank and the sample.

fc – The compound is a common laboratory and field contaminant.

hr - The sample and duplicate were reextracted and reanalyzed. RPD results were still outside of control limits. The variability is attributed to sample inhomogeneity.

ht - Analysis performed outside the method or client-specified holding time requirement.

ip - Recovery fell outside of normal control limits. Compounds in the sample matrix interfered with the quantitation of the analyte.

j – The result is below normal reporting limits. The value reported is an estimate.

J - The internal standard associated with the analyte is out of control limits. The reported concentration is an estimate.

jl - The analyte result in the laboratory control sample is out of control limits. The reported concentration should be considered an estimate.

jr - The rpd result in laboratory control sample associated with the analyte is out of control limits. The reported concentration should be considered an estimate.

js - The surrogate associated with the analyte is out of control limits. The reported concentration should be considered an estimate.

lc - The presence of the compound indicated is likely due to laboratory contamination.

L - The reported concentration was generated from a library search.

nm - The analyte was not detected in one or more of the duplicate analyses. Therefore, calculation of the RPD is not applicable.

pc – The sample was received in a container not approved by the method. The value reported should be considered an estimate.

pr – The sample was received with incorrect preservation. The value reported should be considered an estimate.

ve - Estimated concentration calculated for an analyte response above the valid instrument calibration range. A dilution is required to obtain an accurate quantification of the analyte.

vo - The value reported fell outside the control limits established for this analyte.

x - The sample chromatographic pattern does not resemble the fuel standard used for quantitation.

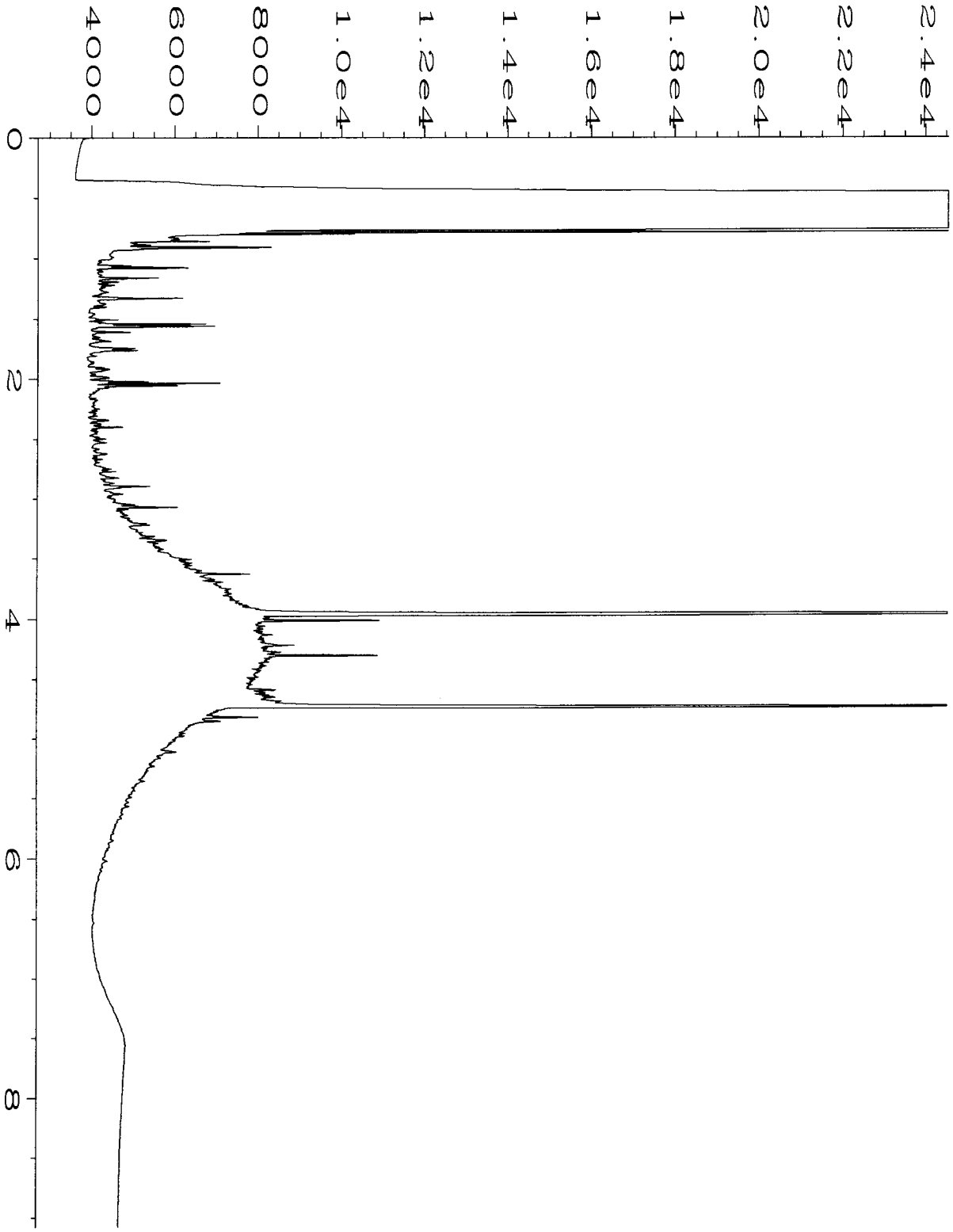

Data File Name : C:\HPCHEM\6\DATA\10-10-12\014F0501.D
Operator : mwdl
Instrument : GC #6
Sample Name : 210135-01
Run Time Bar Code:
Acquired on : 10 Oct 12 04:27 PM
Report Created on: 11 Oct 12 08:50 AM

Page Number : 1
Vial Number : 14
Injection Number : 1
Sequence Line : 5
Instrument Method: DX.MTH
Analysis Method : DX.MTH

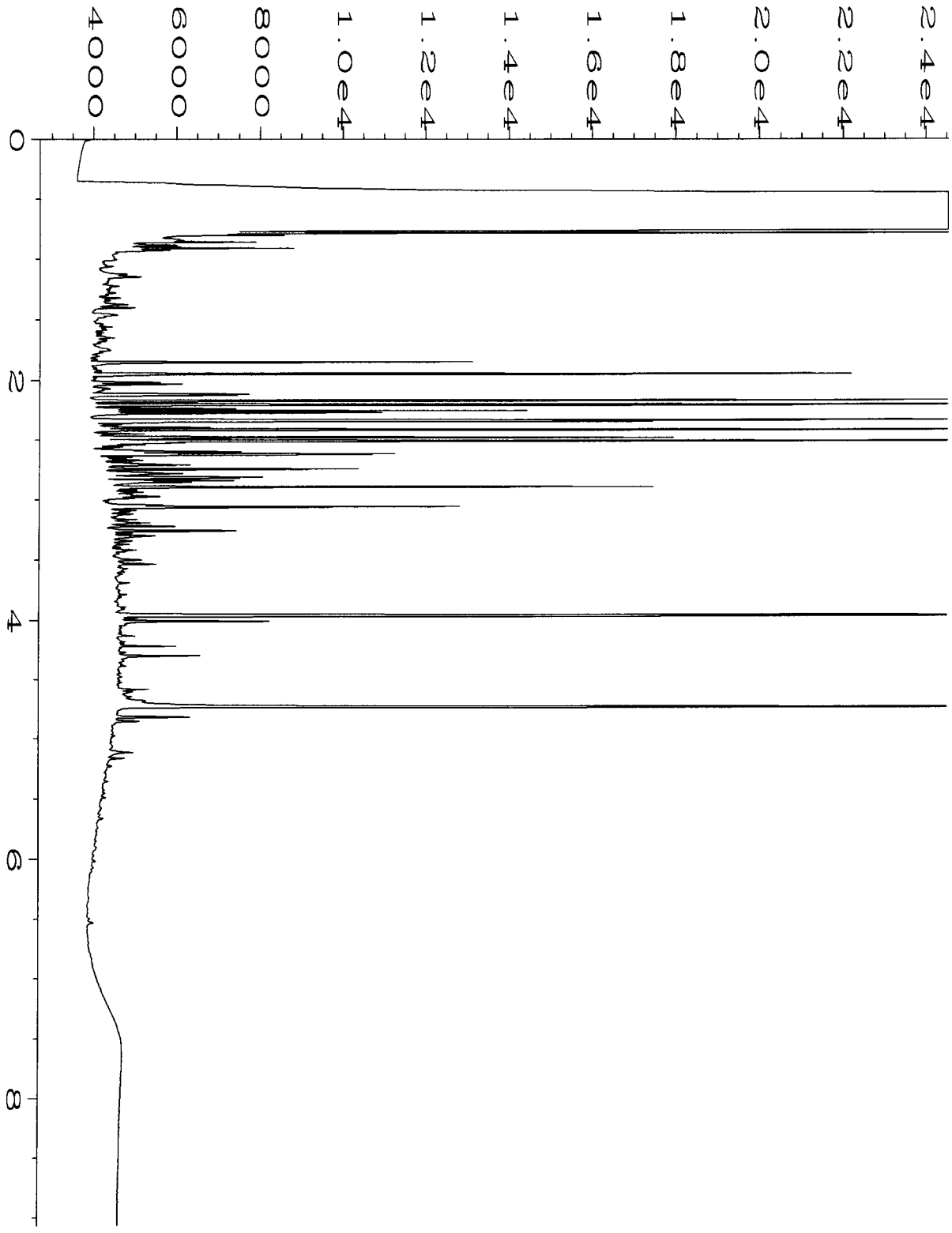

Data File Name	: C:\HPCHEM\6\DATA\10-10-12\015F0501.D		
Operator	: mwdl	Page Number	: 1
Instrument	: GC #6	Vial Number	: 15
Sample Name	: 210135-02	Injection Number	: 1
Run Time Bar Code:		Sequence Line	: 5
Acquired on	: 10 Oct 12 04:40 PM	Instrument Method	: DX.MTH
Report Created on	: 11 Oct 12 08:50 AM	Analysis Method	: DX.MTH

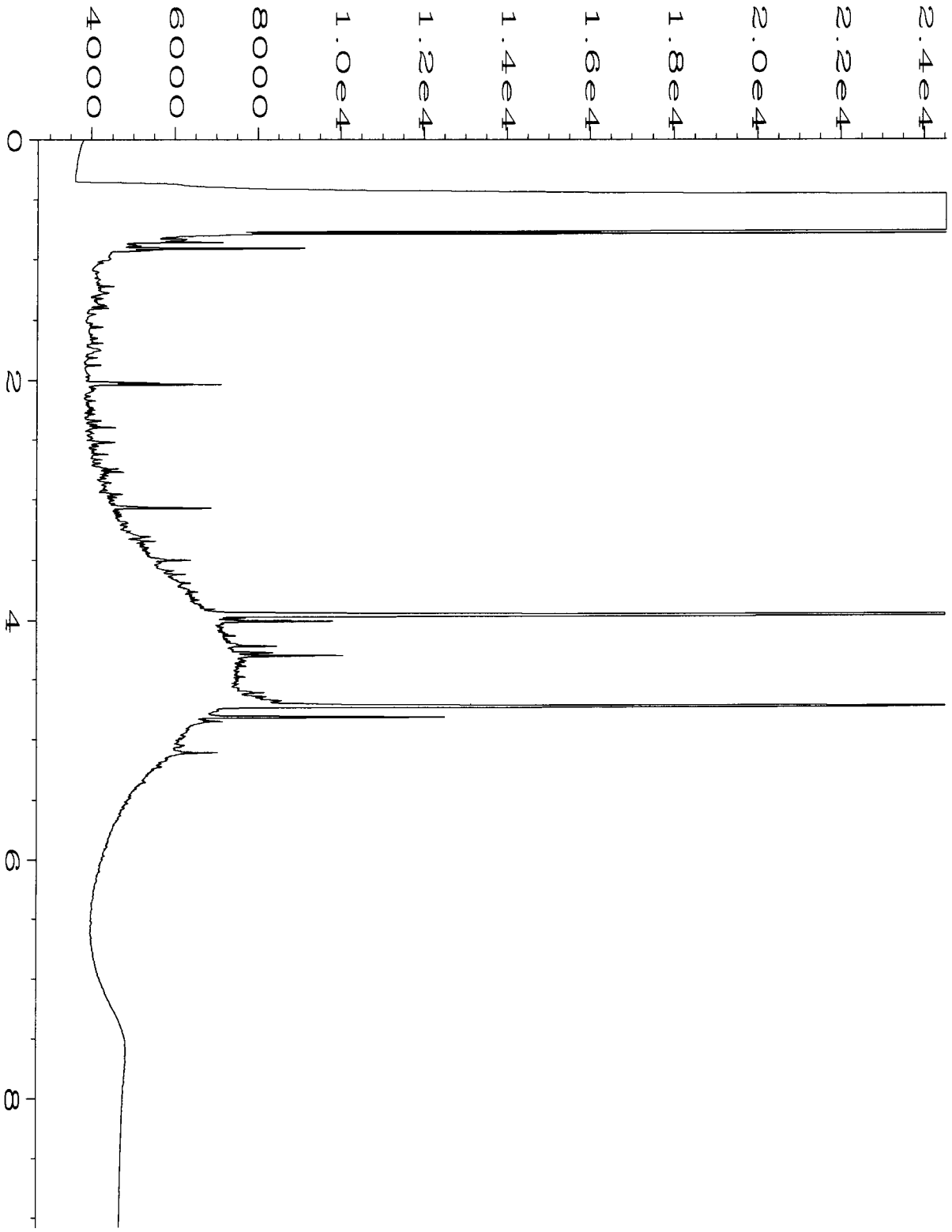

Data File Name	: C:\HPCHEM\6\DATA\10-10-12\016F0501.D		
Operator	: mwdl	Page Number	: 1
Instrument	: GC #6	Vial Number	: 16
Sample Name	: 210135-03	Injection Number	: 1
Run Time Bar Code:		Sequence Line	: 5
Acquired on	: 10 Oct 12 04:54 PM	Instrument Method	: DX.MTH
Report Created on	: 11 Oct 12 08:50 AM	Analysis Method	: DX.MTH

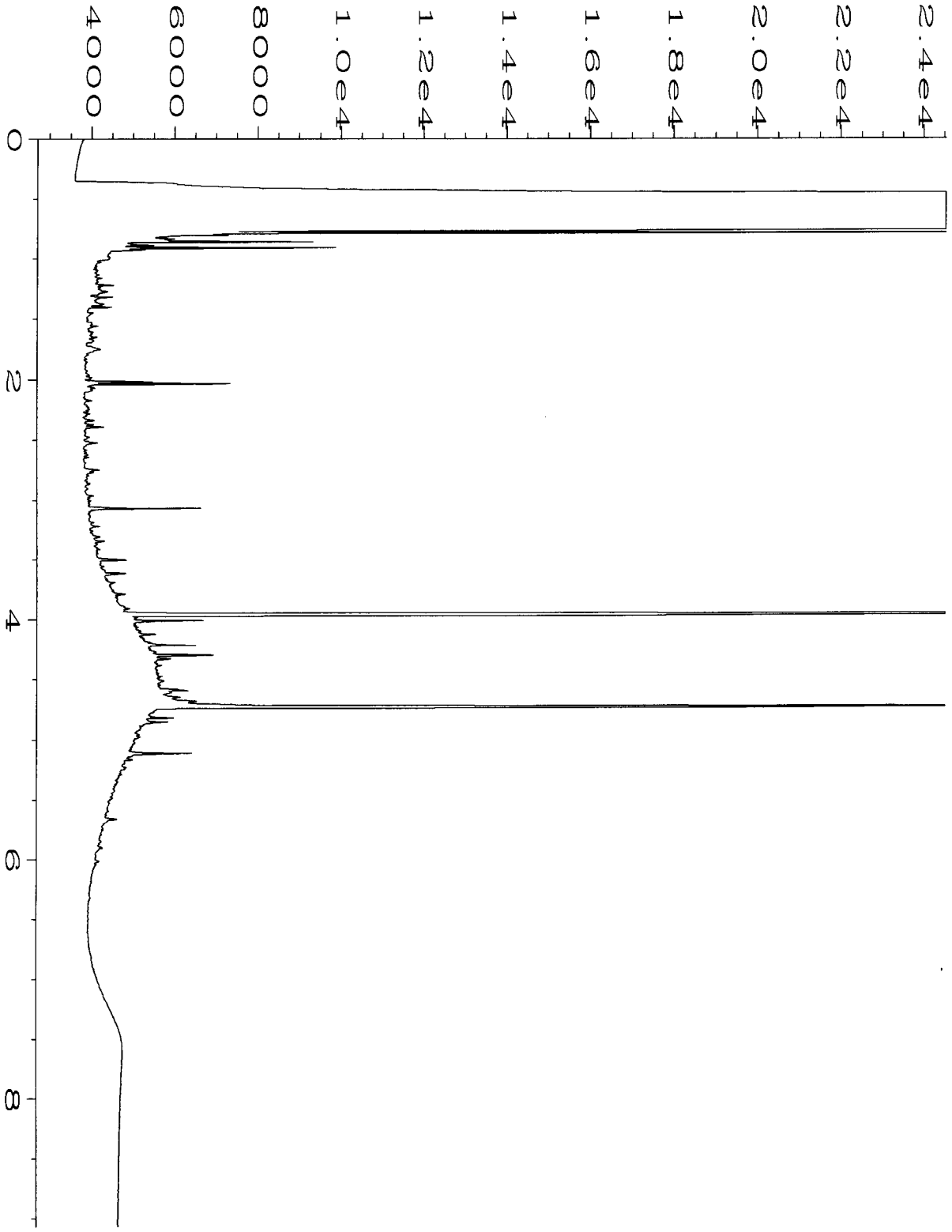

Data File Name : C:\HPCHEM\6\DATA\10-10-12\017F0501.D
Operator : mwdl
Instrument : GC #6
Sample Name : 210135-04
Run Time Bar Code:
Acquired on : 10 Oct 12 05:07 PM
Report Created on: 11 Oct 12 08:50 AM

Page Number : 1
Vial Number : 17
Injection Number : 1
Sequence Line : 5
Instrument Method: DX.MTH
Analysis Method : DX.MTH



Data File Name : C:\HPCHEM\6\DATA\10-10-12\007F0301.D
Operator : mwdl
Instrument : GC #6
Sample Name : 02-1830 mb2
Run Time Bar Code:
Acquired on : 10 Oct 12 02:29 PM
Report Created on: 11 Oct 12 08:49 AM

Page Number : 1
Vial Number : 7
Injection Number : 1
Sequence Line : 3
Instrument Method: DX.MTH
Analysis Method : DX.MTH

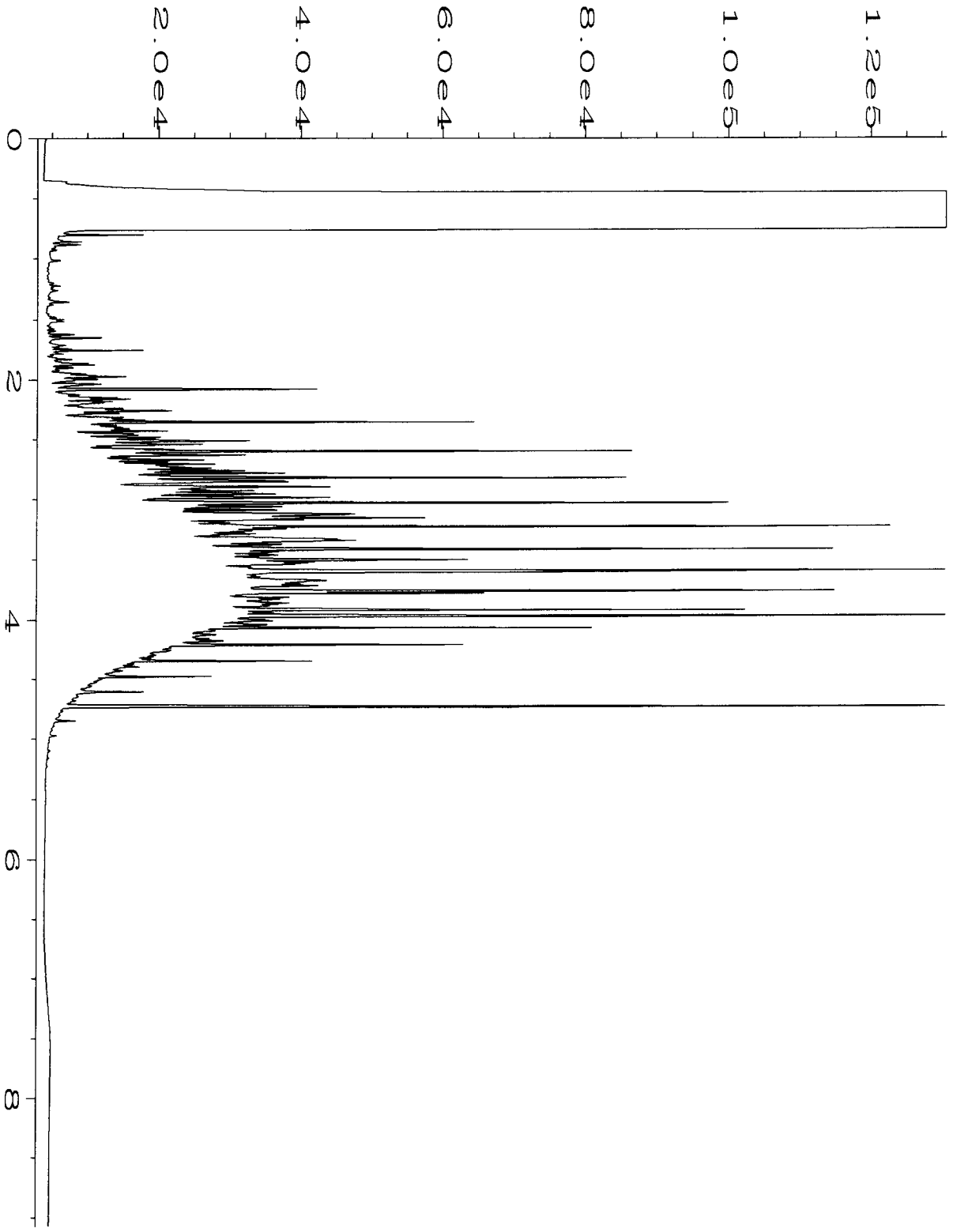

Data File Name	: C:\HPCHEM\6\DATA\10-10-12\003F0201.D		
Operator	: mwdl	Page Number	: 1
Instrument	: GC #6	Vial Number	: 3
Sample Name	: 500 Dx 38-103C	Injection Number	: 1
Run Time Bar Code:		Sequence Line	: 2
Acquired on	: 10 Oct 12 08:44 AM	Instrument Method	: DX.MTH
Report Created on	: 11 Oct 12 08:49 AM	Analysis Method	: DX.MTH

~~210135~~ (NP) 210135

SAMPLE CHAIN OF CUSTODY

ME 10/9/12

V3/D04

Page # 1 of 1

Send Report To Tim Brown, cc: Jessica Brown & Audrey Hackett

Company Sound Environmental Strategies

Address 2811 Fairview Ave E, Suite 2000

City, State, ZIP Seattle, WA 98102

SAMPLERS (signature)

PROJECT NAME/NO.: TOC Holdings Co. Facility No. 01-600 Seattle Terminal – East Waterfront Property

PO #

REMARKS

EIM Y / N

TURNAROUND TIME

Standard (2 Weeks)

RUSH

Rush charges authorized by:

SAMPLE DISPOSAL

⊗ Dispose after 30 days

Return samples

Will call with instructions

Sample ID	Sample Location	Sample Depth	Lab ID	Date Sampled	Time Sampled	Matrix	# of jars	GRPH by NWTPH-Gx	BTEX by EPA 8021B	DRPH/ORPH by NWTPH-Dx	PCP by EPA 8270D (low-level detection limits)	cVOCs by EPA 8260B	Nitrate and Sulfate by EPA 300.0	Methane, Ethane, and Ethene by RSK 175			Notes
02MW02-20121009	02MW02	7.5	01A-D	10/09/2012	1055	water	4	X	X	X							
02MW05-20121009	02MW05	27.5	02	"	1227	"	4	X	X	X							
02MW06-20121009	02MW06	15	03	"	~~0933~~ 1414	"	4	X	X	X							
02MW07-20121009	02MW07	6	04	"	1548	"	4	X	X	X							

Samples received at 4 °C

Friedman & Bruya, Inc.
3012 16th Avenue West
Seattle, WA 98119-2029
Ph. (206) 285-8282
Fax (206) 283-5044

	SIGNATURE	PRINT NAME	COMPANY	DATE	TIME
Relinquished by:		Travis Zandi	Sound Earth	10/09/2012	1656
Received by:		VO	FBI	10/9/12	1650
Relinquished by:					
Received by:					

FRIEDMAN & BRUYA, INC.

ENVIRONMENTAL CHEMISTS

James E. Bruya, Ph.D.
Yelena Aravkina, M.S.
Bradley T. Benson, B.S.
Kurt Johnson, B.S.

3012 16th Avenue West
Seattle, WA 98119-2029
TEL: (206) 285-8282
e-mail: fbi@isomedia.com

October 19, 2012

Tim Brown, Project Manager
SoundEarth Strategies
2811 Fairview Ave. East, Suite 2000
Seattle, WA 98102

Dear Mr. Brown:

Included are the results from the testing of material submitted on October 10, 2012 from the TOC_01-600_20121010 WORFDB6, F&BI 210159 project. There are 6 pages included in this report. Any samples that may remain are currently scheduled for disposal in 30 days. If you would like us to return your samples or arrange for long term storage at our offices, please contact us as soon as possible.

We appreciate this opportunity to be of service to you and hope you will call if you should have any questions.

Sincerely,

FRIEDMAN & BRUYA, INC.



Michael Erdahl
Project Manager

Enclosures
c: Jessica Brown, Audrey Hackett, Pete Kingston, Jennifer Cyr
SOU1019R.DOC

CASE NARRATIVE

This case narrative encompasses samples received on October 10, 2012 by Friedman & Bruya, Inc. from the SoundEarth Strategies TOC_01-600_20121010 WORFDB6, F&BI 210159 project. Samples were logged in under the laboratory ID's listed below.

Laboratory ID	SoundEarth Strategies
210159-01	02MW08-20121010
210159-02	02MW12-20121010
210159-03	FD02-20121010
210159-04	02MW11-20121010

All quality control requirements were acceptable.

Date of Report: 10/19/12
Date Received: 10/10/12
Project: TOC_01-600_20121010 WORFDB6, F&BI 210159
Date Extracted: 10/11/12
Date Analyzed: 10/11/12

RESULTS FROM THE ANALYSIS OF WATER SAMPLES FOR BENZENE, TOLUENE, ETHYLBENZENE, XYLENES AND TPH AS GASOLINE USING EPA METHOD 8021B AND NWTPH-Gx

Results Reported as ug/L (ppb)

Sample ID Laboratory ID	Benzene	Toluene	Ethyl Benzene	Total Xylenes	Gasoline Range	Surrogate (% Recovery) (Limit 52-124)
02MW08-20121010 210159-01	<1	<1	<1	<3	<100	100
02MW12-20121010 210159-02 1/10	360	33	680	410	5,200	109
FD02-20121010 210159-03 1/10	360	34	750	450	5,600	110
02MW11-20121010 210159-04	<1	<1	<1	8.3	600	100
Method Blank 02-1846 MB	<1	<1	<1	<3	<100	82

Date of Report: 10/19/12
Date Received: 10/10/12
Project: TOC_01-600_20121010 WORFDB6, F&BI 210159
Date Extracted: 10/11/12
Date Analyzed: 10/12/12 and 10/17/12

RESULTS FROM THE ANALYSIS OF WATER SAMPLES FOR TOTAL PETROLEUM HYDROCARBONS AS DIESEL AND MOTOR OIL USING METHOD NWTPH-Dx

Results Reported as ug/L (ppb)

Sample ID Laboratory ID	Diesel Range (C_{10}-C_{25})	Motor Oil Range (C_{25}-C_{36})	Surrogate (% Recovery) (Limit 47-140)
02MW08-20121010 210159-01	<50	<250	106
02MW12-20121010 210159-02	1,200 x	<250	110
FD02-20121010 210159-03	1,200 x	<250	112
02MW11-20121010 210159-04	400 x	<250	132
Method Blank 02-1843 MB	<50	<250	95

Date of Report: 10/19/12
Date Received: 10/10/12
Project: TOC_01-600_20121010 WORFDB6, F&BI 210159

QUALITY ASSURANCE RESULTS FOR THE ANALYSIS OF WATER SAMPLES FOR BENZENE, TOLUENE, ETHYLBENZENE, XYLENES, AND TPH AS GASOLINE USING EPA METHOD 8021B AND NWTPH-Gx

Laboratory Code: 210157-01 (Duplicate)

Analyte	Reporting Units	Sample Result	Duplicate Result	Relative Percent Difference (Limit 20)
Benzene	ug/L (ppb)	<1	<1	nm
Toluene	ug/L (ppb)	<1	<1	nm
Ethylbenzene	ug/L (ppb)	<1	<1	nm
Xylenes	ug/L (ppb)	<3	<3	nm
Gasoline	ug/L (ppb)	<100	<100	nm

Laboratory Code: Laboratory Control Sample

Analyte	Reporting Units	Spike Level	Percent Recovery LCS	Acceptance Criteria
Benzene	ug/L (ppb)	50	103	72-119
Toluene	ug/L (ppb)	50	100	71-113
Ethylbenzene	ug/L (ppb)	50	103	72-114
Xylenes	ug/L (ppb)	150	99	72-113
Gasoline	ug/L (ppb)	1,000	96	70-119

Date of Report: 10/19/12
Date Received: 10/10/12
Project: TOC_01-600_20121010 WORFDB6, F&BI 210159

QUALITY ASSURANCE RESULTS FOR THE ANALYSIS OF WATER SAMPLES FOR TOTAL PETROLEUM HYDROCARBONS AS DIESEL EXTENDED USING METHOD NWTPH-Dx

Laboratory Code: Laboratory Control Sample

Analyte	Reporting Units	Spike Level	Percent Recovery LCS	Percent Recovery LCSD	Acceptance Criteria	RPD (Limit 20)
Diesel Extended	ug/L (ppb)	2,500	84	89	61-133	6

Data Qualifiers & Definitions

a - The analyte was detected at a level less than five times the reporting limit. The RPD results may not provide reliable information on the variability of the analysis.

A1 – More than one compound of similar molecule structure was identified with equal probability.

b - The analyte was spiked at a level that was less than five times that present in the sample. Matrix spike recoveries may not be meaningful.

ca - The calibration results for this range fell outside of acceptance criteria. The value reported is an estimate.

c - The presence of the analyte indicated may be due to carryover from previous sample injections.

d - The sample was diluted. Detection limits may be raised due to dilution.

ds - The sample was diluted. Detection limits are raised due to dilution and surrogate recoveries may not be meaningful.

dv - Insufficient sample was available to achieve normal reporting limits and limits are raised accordingly.

fb - Analyte present in the blank and the sample.

fc – The compound is a common laboratory and field contaminant.

hr - The sample and duplicate were reextracted and reanalyzed. RPD results were still outside of control limits. The variability is attributed to sample inhomogeneity.

ht - Analysis performed outside the method or client-specified holding time requirement.

ip - Recovery fell outside of normal control limits. Compounds in the sample matrix interfered with the quantitation of the analyte.

j – The result is below normal reporting limits. The value reported is an estimate.

J - The internal standard associated with the analyte is out of control limits. The reported concentration is an estimate.

jl - The analyte result in the laboratory control sample is out of control limits. The reported concentration should be considered an estimate.

jr - The rpd result in laboratory control sample associated with the analyte is out of control limits. The reported concentration should be considered an estimate.

js - The surrogate associated with the analyte is out of control limits. The reported concentration should be considered an estimate.

lc - The presence of the compound indicated is likely due to laboratory contamination.

L - The reported concentration was generated from a library search.

nm - The analyte was not detected in one or more of the duplicate analyses. Therefore, calculation of the RPD is not applicable.

pc – The sample was received in a container not approved by the method. The value reported should be considered an estimate.

pr – The sample was received with incorrect preservation. The value reported should be considered an estimate.

ve - Estimated concentration calculated for an analyte response above the valid instrument calibration range. A dilution is required to obtain an accurate quantification of the analyte.

vo - The value reported fell outside the control limits established for this analyte.

x - The sample chromatographic pattern does not resemble the fuel standard used for quantitation.

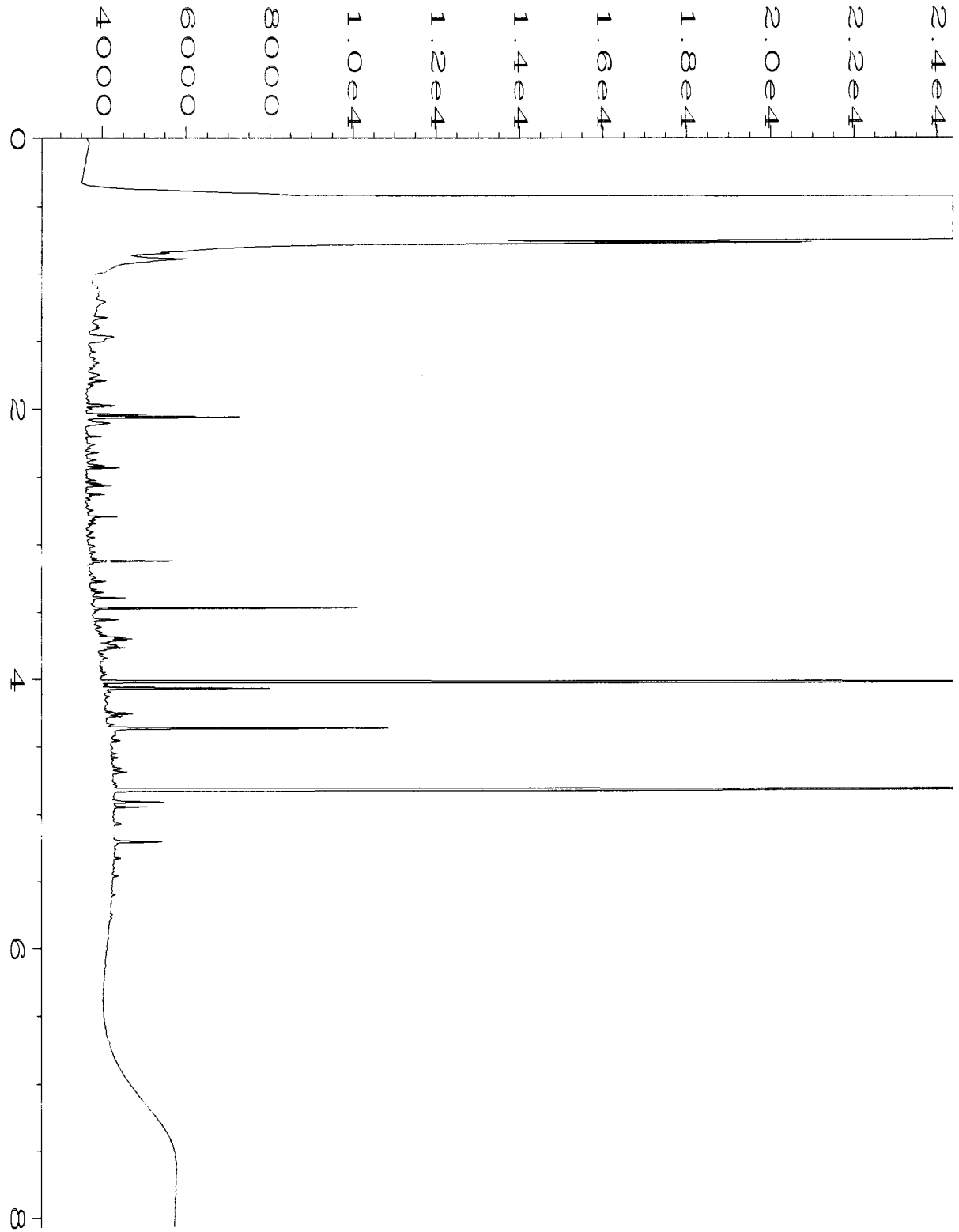

Data File Name : C:\HPCHEM\4\DATA\10-12-12\043F0901.D
Operator : mwdl
Instrument : GC#4
Sample Name : 210159-01
Run Time Bar Code:
Acquired on : 12 Oct 12 10:57 PM
Report Created on: 15 Oct 12 09:42 AM

Page Number : 1
Vial Number : 43
Injection Number : 1
Sequence Line : 9
Instrument Method: DX.MTH
Analysis Method : END.MTH

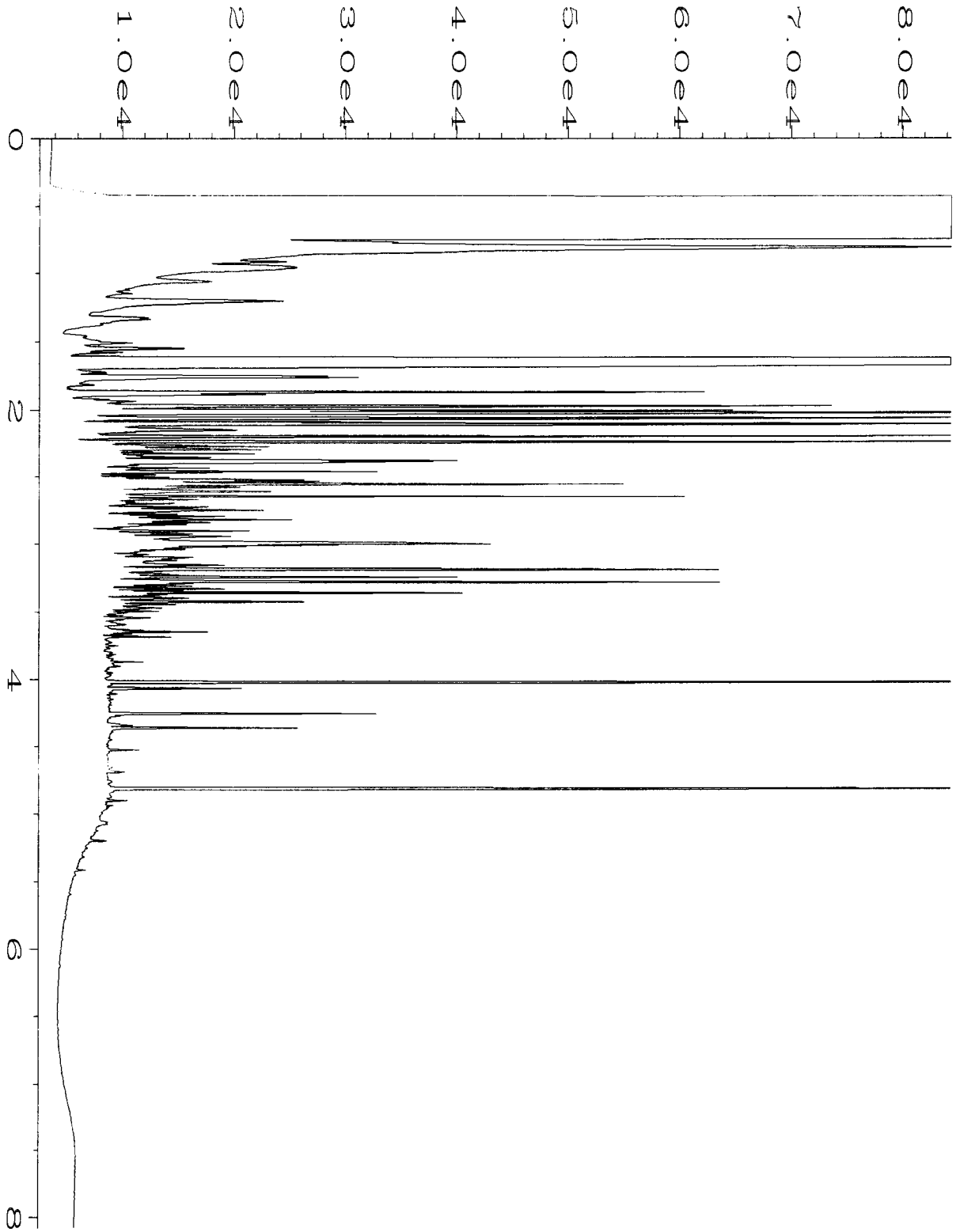

Data File Name	: C:\HPCHEM\4\DATA\10-12-12\044F0901.D		
Operator	: mwdl	Page Number	: 1
Instrument	: GC#4	Vial Number	: 44
Sample Name	: 210159-02	Injection Number	: 1
Run Time Bar Code:		Sequence Line	: 9
Acquired on	: 12 Oct 12 11:11 PM	Instrument Method	: DX.MTH
Report Created on	: 15 Oct 12 09:43 AM	Analysis Method	: END.MTH



Data File Name : C:\HPCHEM\4\DATA\10-12-12\045F0901.D
Operator : mwdl
Instrument : GC#4
Sample Name : 210159-03
Run Time Bar Code:
Acquired on : 12 Oct 12 11:24 PM
Report Created on: 15 Oct 12 09:43 AM

Page Number : 1
Vial Number : 45
Injection Number : 1
Sequence Line : 9
Instrument Method: DX.MTH
Analysis Method : END.MTH

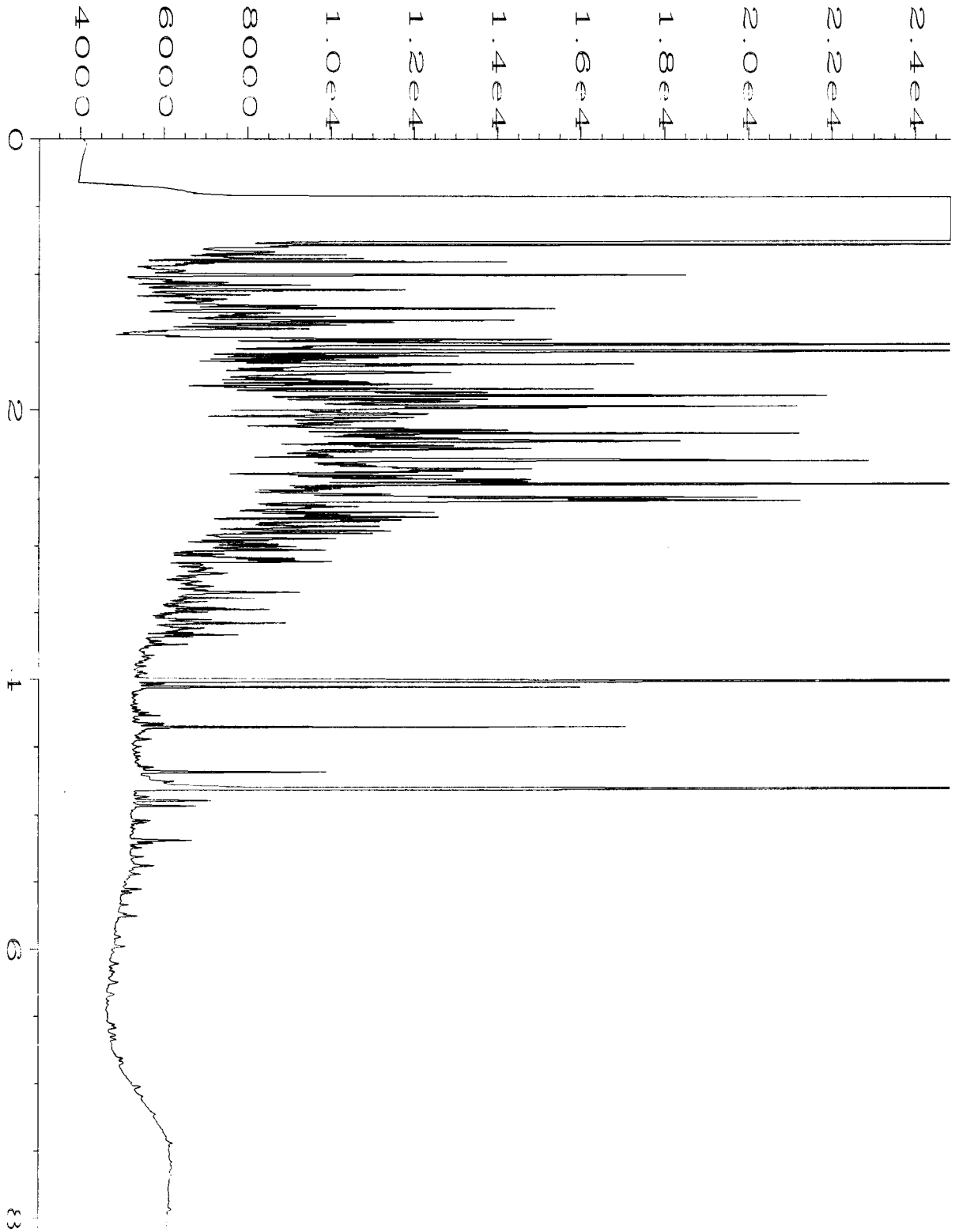

Data File Name : C:\HPCHEM\4\DATA\10-17-12\010F0401.D
Operator : mwdl
Instrument : GC#4
Sample Name : 210159-04
Run Time Bar Code:
Acquired on : 17 Oct 12 09:59 AM
Report Created on: 18 Oct 12 09:20 AM

Page Number : 1
Vial Number : 10
Injection Number : 1
Sequence Line : 4
Instrument Method: DX.MTH
Analysis Method : END.MTH

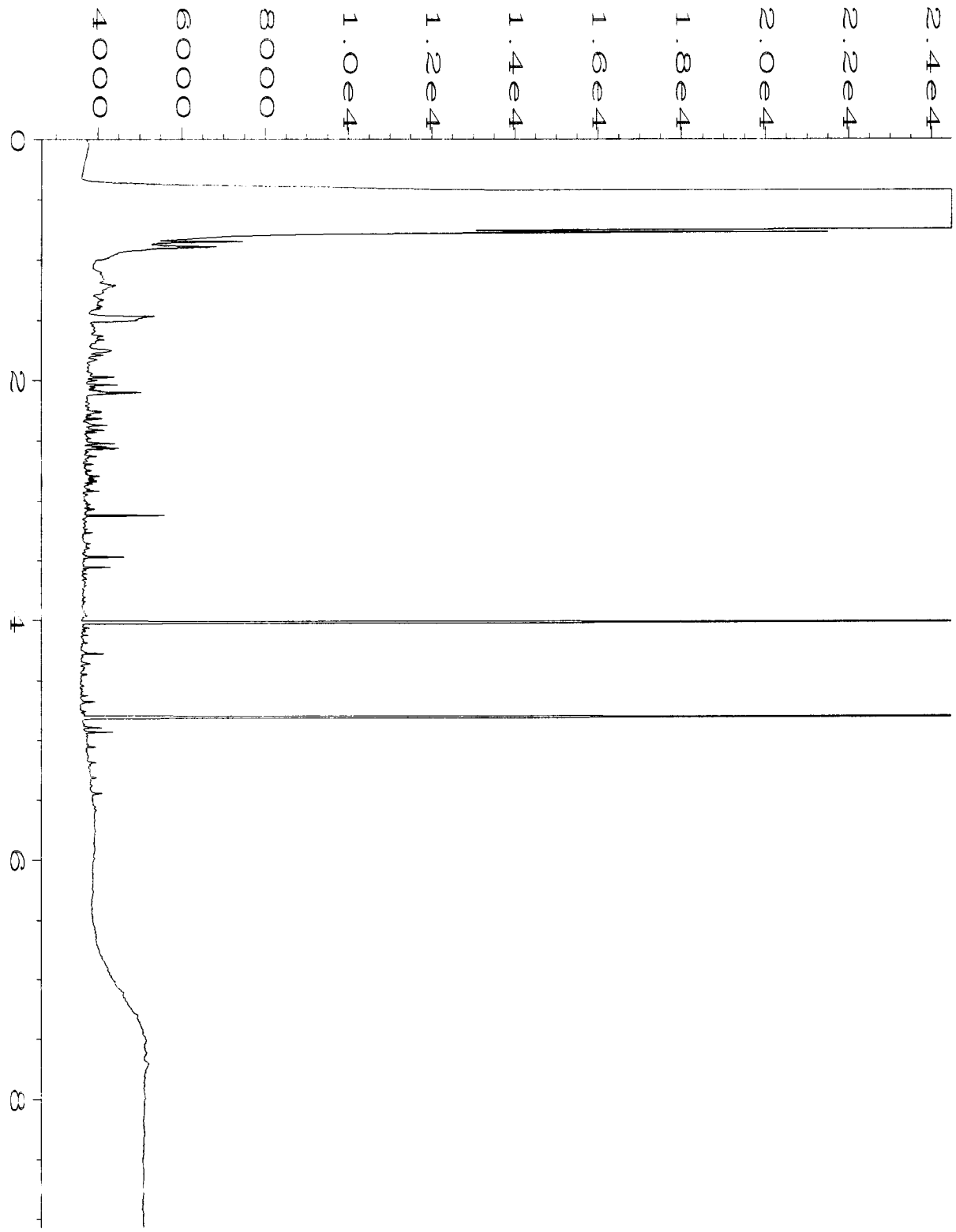

Data File Name : C:\HPCHEM\4\DATA\10-11-12\022F0301.D
Operator : mwdl
Instrument : GC#4
Sample Name : 02-1843 mb
Run Time Bar Code:
Acquired on : 11 Oct 12 02:44 PM
Report Created on: 15 Oct 12 09:38 AM

Page Number : 1
Vial Number : 22
Injection Number : 1
Sequence Line : 3
Instrument Method: DX.MTH
Analysis Method : END.MTH

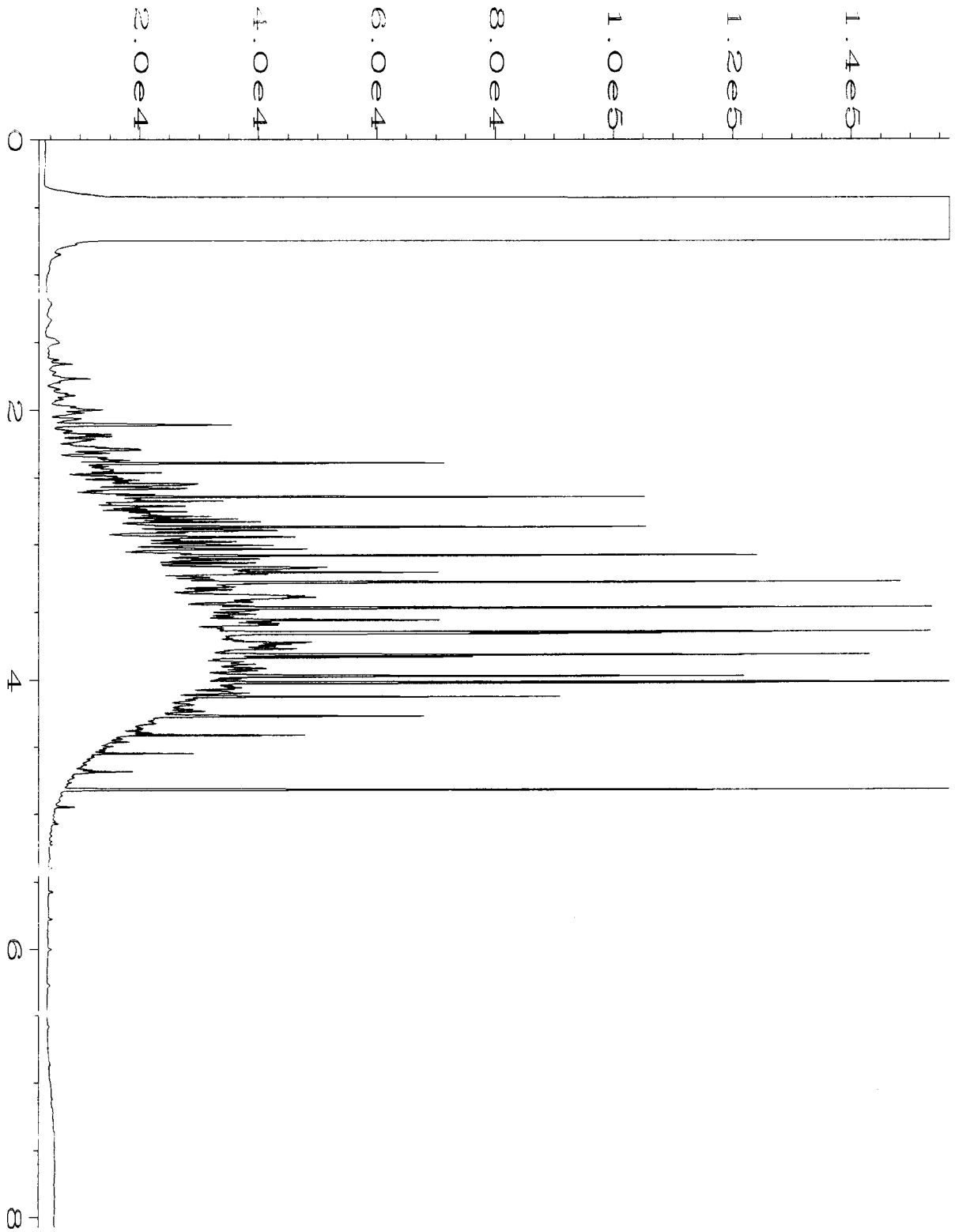

Data File Name : C:\HPCHEM\4\DATA\10-12-12\003F0201.D
Operator : mwdl
Instrument : GC#4
Sample Name : 500 Dx 39-14B
Run Time Bar Code:
Acquired on : 12 Oct 12 08:59 AM
Report Created on: 15 Oct 12 09:36 AM

Page Number : 1
Vial Number : 3
Injection Number : 1
Sequence Line : 2
Instrument Method: DX.MTH
Analysis Method : END.MTH

210159

SAMPLE CHAIN OF CUSTODY

ME 10/10/12

DOG/V2

Page # 1 of 1

Send Report To Tim Brown, cc: Jessica Brown & Audrey Hackett

Company Sound Environmental Strategies

Address 2811 Fairview Ave E, Suite 2000

City, State, ZIP Seattle, WA 98102

SAMPLERS (signature)

PROJECT NAME/NO.: TOC Holdings Co. Facility No. 01-600 Seattle Terminal – East Waterfront Property

PO #

REMARKS

EIM Y / N

TURNAROUND TIME
Standard (2 Weeks)
RUSH
Rush charges authorized by:

SAMPLE DISPOSAL
⊗ Dispose after 30 days
Return samples
Will call with instructions

Sample ID	Sample Location	Sample Depth	Lab ID	Date Sampled	Time Sampled	Matrix	# of jars	GRPH by NWTPH-Gx	BTEX by EPA 8021B	DRPH/ORPH by NWTPH-Dx	PCP by EPA 8270D (low-level detection limits)	cVOCs by EPA 8260B	Nitrate and Sulfate by EPA 300.0	Methane, Ethane, and Ethene by RSK 175			Notes
02MW08-20121010	02MW08	19	01A-P	10/10/2012	1934	Water	4	X	X	X							
02MW12-20121010	02MW12	11.5	02	"	1345	"	4	X	X	X							
FD02-20121010	FD02	11.5	03	"	1446	"	4	X	X	X							
02MW11-20121010	02MW11	10	04	"	1513	"	4	X	X	X							
				TS2													

Samples received at 6 °C

SIGNATURE	PRINT NAME	COMPANY	DATE	TIME
Relinquished by:	Travis Yandi	Sound Earth	10/10/12	1645
Received by:		FBE	10/10/12	1645
Relinquished by				
Received by:				

Friedman & Bruya, Inc.
3012 16th Avenue West
Seattle, WA 98119-2029
Ph. (206) 285-8282
Fax (206) 283-5044

TestAmerica
ANALYTICAL TESTING CORPORATION

SEATTLE, WA 11720 NORTH CREEK PKWY N, SUITE 400
BOTHELL, WA 98011-8244
PH: (425) 420.9200 FAX: (425) 420.9210

May 23, 2006

Dee Gardner
Sound Environmental Strategies
2400 Airport Way South, Suite 200
Seattle, WA/USA 98134-2020

RE: Time Oil #01-600 - Seattle Terminal

Enclosed are the results of analyses for samples received by the laboratory on 04/21/06 16:10. The following list is a summary of the Work Orders contained in this report, generated on 05/23/06 17:56.

If you have any questions concerning this report, please feel free to contact me.

Work Order	Project	ProjectNumber
BPD0569	Time Oil #01-600 - Seattle Ter	01-600

TestAmerica - Seattle, WA

Kate Haney, Project Manager

The results in this report apply to the samples analyzed in accordance with the chain of custody document. This analytical report must be reproduced in its entirety.

TestAmerica
ANALYTICAL TESTING CORPORATION

SEATTLE, WA 11720 NORTH CREEK PKWY N, SUITE 400
BOTHELL, WA 98011-8244
PH: (425) 420.9200 FAX: (425) 420.9210

Sound Environmental Strategies	Project Name:	**Time Oil #01-600 - Seattle Terminal**	
2400 Airport Way South, Suite 200	Project Number:	01-600	Report Created:
Seattle, WA/USA 98134-2020	Project Manager:	Dee Gardner	05/23/06 17:56

ANALYTICAL REPORT FOR SAMPLES

Sample ID	Laboratory ID	Matrix	Date Sampled	Date Received
B01-2	BPD0569-01	Soil	04/21/06 09:30	04/21/06 16:10
B01-5	BPD0569-02	Soil	04/21/06 09:40	04/21/06 16:10
B01-8	BPD0569-03	Soil	04/21/06 09:50	04/21/06 16:10
B01-13.5	BPD0569-04	Soil	04/21/06 10:10	04/21/06 16:10
B01-15	BPD0569-05	Soil	04/21/06 10:15	04/21/06 16:10
B01-21	BPD0569-06	Soil	04/21/06 10:35	04/21/06 16:10
B01-26	BPD0569-07	Soil	04/21/06 10:55	04/21/06 16:10
B02-5	BPD0569-08	Soil	04/21/06 13:10	04/21/06 16:10
B02-7.5	BPD0569-09	Soil	04/21/06 13:20	04/21/06 16:10
B02-10.5	BPD0569-10	Soil	04/21/06 13:30	04/21/06 16:10
B02-16.5	BPD0569-11	Soil	04/21/06 13:50	04/21/06 16:10
B98-16.5	BPD0569-12	Soil	04/21/06 13:50	04/21/06 16:10
B02-20	BPD0569-13	Soil	04/21/06 14:10	04/21/06 16:10
B01-25	BPD0569-16	Soil	04/21/06 10:45	04/21/06 16:10

TestAmerica - Seattle, WA



Kate Haney, Project Manager

The results in this report apply to the samples analyzed in accordance with the chain of custody document. This analytical report must be reproduced in its entirety.

TestAmerica
ANALYTICAL TESTING CORPORATION

SEATTLE, WA 11720 NORTH CREEK PKWY N, SUITE 400
BOTHELL, WA 98011-8244
PH: (425) 420.9200 FAX: (425) 420.9210

Sound Environmental Strategies	Project Name:	**Time Oil #01-600 - Seattle Terminal**	
2400 Airport Way South, Suite 200	Project Number:	01-600	Report Created:
Seattle, WA/USA 98134-2020	Project Manager:	Dee Gardner	05/23/06 17:56

Volatile Petroleum Products by NWTPH-Gx

TestAmerica - Seattle, WA

Analyte	Method	Result	MDL*	MRL	Units	Dil	Batch	Prepared	Analyzed	Notes
BPD0569-03 (B01-8)		**Soil**					**Sampled: 04/21/06 09:50**			
Gasoline Range Hydrocarbons	NWTPH-Gx	**83.9**	-----	5.07	mg/kg dry	1x	6D25025	04/25/06 10:46	04/25/06 15:16	**G-01**
Surrogate(s): 4-BFB (FID)		*111%*			*50 - 150 %*	"			"	
BPD0569-05 (B01-15)		**Soil**					**Sampled: 04/21/06 10:15**			
Gasoline Range Hydrocarbons	NWTPH-Gx	ND	-----	5.31	mg/kg dry	1x	6D25025	04/25/06 10:46	04/25/06 18:33	
Surrogate(s): 4-BFB (FID)		*90.3%*			*50 - 150 %*	"			"	
BPD0569-06 (B01-21)		**Soil**					**Sampled: 04/21/06 10:35**			
Gasoline Range Hydrocarbons	NWTPH-Gx	ND	-----	4.89	mg/kg dry	1x	6D25025	04/25/06 10:46	04/25/06 21:38	
Surrogate(s): 4-BFB (FID)		*89.4%*			*50 - 150 %*	"			"	
BPD0569-08 (B02-5)		**Soil**					**Sampled: 04/21/06 13:10**			
Gasoline Range Hydrocarbons	NWTPH-Gx	ND	-----	4.91	mg/kg dry	1x	6D25025	04/25/06 10:46	04/25/06 22:09	
Surrogate(s): 4-BFB (FID)		*89.8%*			*50 - 150 %*	"			"	
BPD0569-09 (B02-7.5)		**Soil**					**Sampled: 04/21/06 13:20**			
Gasoline Range Hydrocarbons	NWTPH-Gx	ND	-----	4.95	mg/kg dry	1x	6D25025	04/25/06 10:46	04/25/06 22:40	
Surrogate(s): 4-BFB (FID)		*89.6%*			*50 - 150 %*	"			"	
BPD0569-11 (B02-16.5)		**Soil**					**Sampled: 04/21/06 13:50**			
Gasoline Range Hydrocarbons	NWTPH-Gx	ND	-----	4.94	mg/kg dry	1x	6D25025	04/25/06 10:46	04/25/06 23:10	
Surrogate(s): 4-BFB (FID)		*88.5%*			*50 - 150 %*	"			"	
BPD0569-12 (B98-16.5)		**Soil**					**Sampled: 04/21/06 13:50**			
Gasoline Range Hydrocarbons	NWTPH-Gx	ND	-----	4.65	mg/kg dry	1x	6D25025	04/25/06 10:46	04/25/06 23:41	
Surrogate(s): 4-BFB (FID)		*88.5%*			*50 - 150 %*	"			"	

TestAmerica - Seattle, WA



Kate Haney, Project Manager

The results in this report apply to the samples analyzed in accordance with the chain of custody document. This analytical report must be reproduced in its entirety.

TestAmerica
ANALYTICAL TESTING CORPORATION

SEATTLE, WA 11720 NORTH CREEK PKWY N, SUITE 400
BOTHELL, WA 98011-8244
PH: (425) 420.9200 FAX: (425) 420.9210

Sound Environmental Strategies	Project Name:	**Time Oil #01-600 - Seattle Terminal**	
2400 Airport Way South, Suite 200	Project Number:	01-600	Report Created:
Seattle, WA/USA 98134-2020	Project Manager:	Dee Gardner	05/23/06 17:56

Semivolatile Petroleum Products by NWTPH-Dx (w/o Acid/Silica Gel Clean-up)

TestAmerica - Seattle, WA

Analyte	Method	Result	MDL*	MRL	Units	Dil	Batch	Prepared	Analyzed	Notes
BPD0569-01 (B01-2)		**Soil**			**Sampled: 04/21/06 09:30**					
Diesel Range Hydrocarbons	NWTPH-Dx	**293**	-----	22.8	mg/kg dry	2x	6E05049	05/05/06 13:41	05/11/06 14:17	
Lube Oil Range Hydrocarbons	"	**428**	-----	56.9	"	"	"	"	05/10/06 20:03	
Surrogate(s): 2-FBP			*81.2%*		*50 - 150 %*	"			*05/11/06 14:17*	
Octacosane			*94.1%*		*50 - 150 %*	"			*05/10/06 20:03*	
BPD0569-03 (B01-8)		**Soil**			**Sampled: 04/21/06 09:50**					
Diesel Range Hydrocarbons	NWTPH-Dx	**390**	-----	24.6	mg/kg dry	2x	6E05049	05/05/06 13:41	05/17/06 23:21	
Lube Oil Range Hydrocarbons	"	ND	-----	61.5	"	"	"	"	"	
Surrogate(s): 2-FBP			*93.0%*		*50 - 150 %*	"			"	
Octacosane			*93.3%*		*50 - 150 %*	"			"	
BPD0569-06 (B01-21)		**Soil**			**Sampled: 04/21/06 10:35**					
Diesel Range Hydrocarbons	NWTPH-Dx	ND	-----	11.4	mg/kg dry	1x	6E05049	05/05/06 13:41	05/11/06 17:58	
Lube Oil Range Hydrocarbons	"	ND	-----	28.4	"	"	"	"	05/10/06 21:56	
Surrogate(s): 2-FBP			*89.4%*		*50 - 150 %*	"			*05/11/06 17:58*	
Octacosane			*111%*		*50 - 150 %*	"			*05/10/06 21:56*	
BPD0569-08 (B02-5)		**Soil**			**Sampled: 04/21/06 13:10**					
Diesel Range Hydrocarbons	NWTPH-Dx	ND	-----	11.8	mg/kg dry	1x	6E05049	05/05/06 13:41	05/11/06 18:28	
Lube Oil Range Hydrocarbons	"	ND	-----	29.4	"	"	"	"	05/10/06 22:23	
Surrogate(s): 2-FBP			*76.6%*		*50 - 150 %*	"			*05/11/06 18:28*	
Octacosane			*112%*		*50 - 150 %*	"			*05/10/06 22:23*	
BPD0569-11 (B02-16.5)		**Soil**			**Sampled: 04/21/06 13:50**					
Diesel Range Hydrocarbons	NWTPH-Dx	ND	-----	11.6	mg/kg dry	1x	6E05049	05/05/06 13:41	05/11/06 18:43	
Lube Oil Range Hydrocarbons	"	ND	-----	28.9	"	"	"	"	05/10/06 22:38	
Surrogate(s): 2-FBP			*95.0%*		*50 - 150 %*	"			*05/11/06 18:43*	
Octacosane			*121%*		*50 - 150 %*	"			*05/10/06 22:38*	

TestAmerica - Seattle, WA

Kate Haney, Project Manager

The results in this report apply to the samples analyzed in accordance with the chain of custody document. This analytical report must be reproduced in its entirety.

TestAmerica
ANALYTICAL TESTING CORPORATION

SEATTLE, WA 11720 NORTH CREEK PKWY N, SUITE 400
BOTHELL, WA 98011-8244
PH: (425) 420.9200 FAX: (425) 420.9210

Sound Environmental Strategies	Project Name:	**Time Oil #01-600 - Seattle Terminal**	
2400 Airport Way South, Suite 200	Project Number:	01-600	Report Created:
Seattle, WA/USA 98134-2020	Project Manager:	Dee Gardner	05/23/06 17:56

Volatile Organic Compounds by EPA Method 8260B

TestAmerica - Seattle, WA

Analyte	Method	Result	MDL*	MRL	Units	Dil	Batch	Prepared	Analyzed	Notes
BPD0569-03 (B01-8)		**Soil**				**Sampled: 04/21/06 09:50**				
Benzene	EPA 8260B	ND	-----	0.0220	mg/kg dry	1x	6D26027	04/26/06 08:20	04/26/06 19:24	
Ethylbenzene	"	ND	-----	0.110	"	"	"	"	"	
Toluene	"	ND	-----	0.110	"	"	"	"	"	
o-Xylene	"	ND	-----	0.110	"	"	"	"	"	
m,p-Xylene	"	ND	-----	0.220	"	"	"	"	"	
Xylenes (total)	"	ND	-----	0.331	"	"	"	"	"	
Surrogate(s): 1,2-DCA-d4		*104%*			*70 - 130 %*	"			"	
Toluene-d8		*98.6%*			*70 - 130 %*	"			"	
4-BFB		*100%*			*70 - 130 %*	"			"	
BPD0569-05 (B01-15)		**Soil**				**Sampled: 04/21/06 10:15**				
Benzene	EPA 8260B	ND	-----	0.0207	mg/kg dry	1x	6D26027	04/26/06 08:20	04/26/06 19:54	
Ethylbenzene	"	ND	-----	0.103	"	"	"	"	"	
Methyl tert-butyl ether	"	ND	-----	0.517	"	"	"	"	"	
Naphthalene	"	ND	-----	0.103	"	"	"	"	"	
Toluene	"	ND	-----	0.103	"	"	"	"	"	
o-Xylene	"	ND	-----	0.103	"	"	"	"	"	
m,p-Xylene	"	ND	-----	0.207	"	"	"	"	"	
Xylenes (total)	"	ND	-----	0.310	"	"	"	"	"	
Surrogate(s): 1,2-DCA-d4		*100%*			*70 - 130 %*	"			"	
Toluene-d8		*99.0%*			*70 - 130 %*	"			"	
4-BFB		*96.6%*			*70 - 130 %*	"			"	
BPD0569-06 (B01-21)		**Soil**				**Sampled: 04/21/06 10:35**				
Benzene	EPA 8260B	ND	-----	0.0202	mg/kg dry	1x	6D26027	04/26/06 08:20	04/27/06 12:17	
Ethylbenzene	"	ND	-----	0.101	"	"	"	"	"	
Toluene	"	ND	-----	0.101	"	"	"	"	"	
o-Xylene	"	ND	-----	0.101	"	"	"	"	"	
m,p-Xylene	"	ND	-----	0.202	"	"	"	"	"	
Xylenes (total)	"	ND	-----	0.303	"	"	"	"	"	
Surrogate(s): 1,2-DCA-d4		*88.6%*			*70 - 130 %*	"			"	
Toluene-d8		*100%*			*70 - 130 %*	"			"	
4-BFB		*98.0%*			*70 - 130 %*	"			"	

TestAmerica - Seattle, WA

Kate Haney, Project Manager

The results in this report apply to the samples analyzed in accordance with the chain of custody document. This analytical report must be reproduced in its entirety.

TestAmerica
ANALYTICAL TESTING CORPORATION

SEATTLE, WA 11720 NORTH CREEK PKWY N, SUITE 400
BOTHELL, WA 98011-8244
PH: (425) 420.9200 FAX: (425) 420.9210

Sound Environmental Strategies	Project Name:	**Time Oil #01-600 - Seattle Terminal**	
2400 Airport Way South, Suite 200	Project Number:	01-600	Report Created:
Seattle, WA/USA 98134-2020	Project Manager:	Dee Gardner	05/23/06 17:56

Volatile Organic Compounds by EPA Method 8260B

TestAmerica - Seattle, WA

Analyte	Method	Result	MDL*	MRL	Units	Dil	Batch	Prepared	Analyzed	Notes
BPD0569-08 (B02-5)		**Soil**			**Sampled: 04/21/06 13:10**					
Benzene	EPA 8260B	ND	-----	0.0204	mg/kg dry	1x	6D26027	04/26/06 08:20	04/27/06 12:47	
Ethylbenzene	"	ND	-----	0.102	"	"	"	"	"	
Toluene	"	ND	-----	0.102	"	"	"	"	"	
o-Xylene	"	ND	-----	0.102	"	"	"	"	"	
m,p-Xylene	"	ND	-----	0.204	"	"	"	"	"	
Xylenes (total)	"	ND	-----	0.306	"	"	"	"	"	
Surrogate(s): 1,2-DCA-d4		*87.3%*			*70 - 130 %*	"			"	
Toluene-d8		*100%*			*70 - 130 %*	"			"	
4-BFB		*99.0%*			*70 - 130 %*	"			"	
BPD0569-09 (B02-7.5)		**Soil**			**Sampled: 04/21/06 13:20**					
Benzene	EPA 8260B	ND	-----	0.0213	mg/kg dry	1x	6D26027	04/26/06 08:20	04/27/06 13:22	
Ethylbenzene	"	ND	-----	0.107	"	"	"	"	"	
Toluene	"	ND	-----	0.107	"	"	"	"	"	
o-Xylene	"	ND	-----	0.107	"	"	"	"	"	
m,p-Xylene	"	ND	-----	0.213	"	"	"	"	"	
Xylenes (total)	"	ND	-----	0.320	"	"	"	"	"	
Surrogate(s): 1,2-DCA-d4		*89.2%*			*70 - 130 %*	"			"	
Toluene-d8		*99.5%*			*70 - 130 %*	"			"	
4-BFB		*98.6%*			*70 - 130 %*	"			"	
BPD0569-11 (B02-16.5)		**Soil**			**Sampled: 04/21/06 13:50**					
Benzene	EPA 8260B	ND	-----	0.0196	mg/kg dry	1x	6D26027	04/26/06 08:20	04/27/06 13:55	
Ethylbenzene	"	ND	-----	0.0979	"	"	"	"	"	
Toluene	"	ND	-----	0.0979	"	"	"	"	"	
o-Xylene	"	ND	-----	0.0979	"	"	"	"	"	
m,p-Xylene	"	ND	-----	0.196	"	"	"	"	"	
Xylenes (total)	"	ND	-----	0.294	"	"	"	"	"	
Surrogate(s): 1,2-DCA-d4		*88.3%*			*70 - 130 %*	"			"	
Toluene-d8		*100%*			*70 - 130 %*	"			"	
4-BFB		*99.0%*			*70 - 130 %*	"			"	

TestAmerica - Seattle, WA

Kate Haney, Project Manager

The results in this report apply to the samples analyzed in accordance with the chain of custody document. This analytical report must be reproduced in its entirety.

TestAmerica
ANALYTICAL TESTING CORPORATION

SEATTLE, WA 11720 NORTH CREEK PKWY N, SUITE 400
BOTHELL, WA 98011-8244
PH: (425) 420.9200 FAX: (425) 420.9210

Sound Environmental Strategies	Project Name:	**Time Oil #01-600 - Seattle Terminal**	
2400 Airport Way South, Suite 200	Project Number:	01-600	Report Created:
Seattle, WA/USA 98134-2020	Project Manager:	Dee Gardner	05/23/06 17:56

Volatile Organic Compounds by EPA Method 8260B

TestAmerica - Seattle, WA

Analyte	Method	Result	MDL*	MRL	Units	Dil	Batch	Prepared	Analyzed	Notes
BPD0569-12 (B98-16.5)	**Soil**				**Sampled: 04/21/06 13:50**					
Benzene	EPA 8260B	ND	-----	0.0196	mg/kg dry	1x	6D26027	04/26/06 08:20	04/27/06 14:23	
Ethylbenzene	"	ND	-----	0.0979	"	"	"	"	"	
Toluene	"	ND	-----	0.0979	"	"	"	"	"	
o-Xylene	"	ND	-----	0.0979	"	"	"	"	"	
m,p-Xylene	"	ND	-----	0.196	"	"	"	"	"	
Xylenes (total)	"	ND	-----	0.294	"	"	"	"	"	
Surrogate(s): *1,2-DCA-d4*		*88.8%*			*70 - 130 %*	"			"	
Toluene-d8		*99.0%*			*70 - 130 %*	"			"	
4-BFB		*98.5%*			*70 - 130 %*	"			"	



Kate Haney, Project Manager

The results in this report apply to the samples analyzed in accordance with the chain of custody document. This analytical report must be reproduced in its entirety.

TestAmerica
ANALYTICAL TESTING CORPORATION

SEATTLE, WA 11720 NORTH CREEK PKWY N, SUITE 400
BOTHELL, WA 98011-8244
PH: (425) 420.9200 FAX: (425) 420.9210

Sound Environmental Strategies	Project Name:	**Time Oil #01-600 - Seattle Terminal**	
2400 Airport Way South, Suite 200	Project Number:	01-600	Report Created:
Seattle, WA/USA 98134-2020	Project Manager:	Dee Gardner	05/23/06 17:56

Physical Parameters by APHA/ASTM/EPA Methods

TestAmerica - Seattle, WA

Analyte	Method	Result	MDL*	MRL	Units	Dil	Batch	Prepared	Analyzed	Notes
BPD0569-01 (B01-2)		**Soil**				**Sampled: 04/21/06 09:30**				
Dry Weight	BSOPSPL003R08	**88.1**	-----	1.00	%	1x	6E05052	05/05/06 14:04	05/06/06 00:00	
BPD0569-03 (B01-8)		**Soil**				**Sampled: 04/21/06 09:50**				
Dry Weight	BSOPSPL003R08	**81.3**	-----	1.00	%	1x	6D27055	04/27/06 14:03	04/28/06 00:00	
BPD0569-05 (B01-15)		**Soil**				**Sampled: 04/21/06 10:15**				
Dry Weight	BSOPSPL003R08	**92.0**	-----	1.00	%	1x	6D27055	04/27/06 14:03	04/28/06 00:00	
BPD0569-06 (B01-21)		**Soil**				**Sampled: 04/21/06 10:35**				
Dry Weight	BSOPSPL003R08	**87.5**	-----	1.00	%	1x	6D27055	04/27/06 14:03	04/28/06 00:00	
BPD0569-08 (B02-5)		**Soil**				**Sampled: 04/21/06 13:10**				
Dry Weight	BSOPSPL003R08	**84.1**	-----	1.00	%	1x	6D27055	04/27/06 14:03	04/28/06 00:00	
BPD0569-09 (B02-7.5)		**Soil**				**Sampled: 04/21/06 13:20**				
Dry Weight	BSOPSPL003R08	**80.5**	-----	1.00	%	1x	6D27055	04/27/06 14:03	04/28/06 00:00	
BPD0569-11 (B02-16.5)		**Soil**				**Sampled: 04/21/06 13:50**				
Dry Weight	BSOPSPL003R08	**86.5**	-----	1.00	%	1x	6D27055	04/27/06 14:03	04/28/06 00:00	
BPD0569-12 (B98-16.5)		**Soil**				**Sampled: 04/21/06 13:50**				
Dry Weight	BSOPSPL003R08	**86.8**	-----	1.00	%	1x	6D27055	04/27/06 14:03	04/28/06 00:00	

TestAmerica - Seattle, WA

Kate Haney, Project Manager

The results in this report apply to the samples analyzed in accordance with the chain of custody document. This analytical report must be reproduced in its entirety.

TestAmerica
ANALYTICAL TESTING CORPORATION

SEATTLE, WA 11720 NORTH CREEK PKWY N, SUITE 400
BOTHELL, WA 98011-8244
PH: (425) 420.9200 FAX: (425) 420.9210

Sound Environmental Strategies	Project Name:	**Time Oil #01-600 - Seattle Terminal**	
2400 Airport Way South, Suite 200	Project Number:	01-600	Report Created:
Seattle, WA/USA 98134-2020	Project Manager:	Dee Gardner	05/23/06 17:56

Volatile Petroleum Products by NWTPH-Gx - Laboratory Quality Control Results

TestAmerica - Seattle, WA

QC Batch: 6D25025 **Soil Preparation Method: EPA 5030B (MeOH)**

Analyte	Method	Result	MDL*	MRL	Units	Dil	Source Result	Spike Amt	% REC	(Limits)	% RPD	(Limits)	Analyzed	Notes
Blank (6D25025-BLK1)							**Extracted: 04/25/06 10:29**							
Gasoline Range Hydrocarbons	NWTPH-Gx	ND	---	5.00	mg/kg wet	1x	--	--	--	--	--	--	04/25/06 10:48	
Surrogate(s): 4-BFB (FID)		*Recovery: 88.3%*			*Limits: 50-150%*	"							*04/25/06 10:48*	
LCS (6D25025-BS1)							**Extracted: 04/25/06 10:29**							
Gasoline Range Hydrocarbons	NWTPH-Gx	48.3	---	5.00	mg/kg wet	1x	--	50.0	96.6%	(75-125)	--	--	04/25/06 11:34	
Surrogate(s): 4-BFB (FID)		*Recovery: 96.0%*			*Limits: 50-150%*	"							*04/25/06 11:34*	
Duplicate (6D25025-DUP1)					**QC Source: BPD0569-03**		**Extracted: 04/25/06 10:29**							
Gasoline Range Hydrocarbons	NWTPH-Gx	91.6	---	5.07	mg/kg dry	1x	83.9	--	--	--	8.77%	(40)	04/25/06 18:02	G-01
Surrogate(s): 4-BFB (FID)		*Recovery: 115%*			*Limits: 50-150%*	"							*04/25/06 18:02*	
Duplicate (6D25025-DUP2)					**QC Source: BPD0569-05**		**Extracted: 04/25/06 10:29**							
Gasoline Range Hydrocarbons	NWTPH-Gx	ND	---	5.31	mg/kg dry	1x	ND	--	--	--	66.3%	(40)	04/25/06 19:04	RP-4
Surrogate(s): 4-BFB (FID)		*Recovery: 88.1%*			*Limits: 50-150%*	"							*04/25/06 19:04*	
Matrix Spike (6D25025-MS1)					**QC Source: BPD0569-03**		**Extracted: 04/25/06 10:29**							
Gasoline Range Hydrocarbons	NWTPH-Gx	128	---	5.07	mg/kg dry	1x	83.9	50.7	87.0%	(42-125)	--	--	04/25/06 19:34	
Surrogate(s): 4-BFB (FID)		*Recovery: 114%*			*Limits: 50-150%*	"							*04/25/06 19:34*	

TestAmerica - Seattle, WA

The results in this report apply to the samples analyzed in accordance with the chain of custody document. This analytical report must be reproduced in its entirety.

Kate Haney, Project Manager

TestAmerica
ANALYTICAL TESTING CORPORATION

SEATTLE, WA 11720 NORTH CREEK PKWY N, SUITE 400
BOTHELL, WA 98011-8244
PH: (425) 420.9200 FAX: (425) 420.9210

Sound Environmental Strategies	Project Name:	**Time Oil #01-600 - Seattle Terminal**	
2400 Airport Way South, Suite 200	Project Number:	01-600	Report Created:
Seattle, WA/USA 98134-2020	Project Manager:	Dee Gardner	05/23/06 17:56

Semivolatile Petroleum Products by NWTPH-Dx (w/o Acid/Silica Gel Clean-up) - Laboratory Quality Control Results

TestAmerica - Seattle, WA

QC Batch: 6E05049 **Soil Preparation Method: EPA 3550B**

Analyte	Method	Result	MDL*	MRL	Units	Dil	Source Result	Spike Amt	% REC	(Limits)	% RPD	(Limits)	Analyzed	Notes
Blank (6E05049-BLK1)								**Extracted: 05/05/06 13:41**						
Diesel Range Hydrocarbons	NWTPH-Dx	ND	---	10.0	mg/kg wet	1x	--	--	--	--	--	--	05/11/06 11:16	
Lube Oil Range Hydrocarbons	"	ND	---	25.0	"	"	--	--	--	--	--	--	05/10/06 17:10	
Surrogate(s): 2-FBP		*Recovery: 109%*			*Limits: 50-150%*	"							*05/11/06 11:16*	
Octacosane		*108%*			*50-150%*	"							*05/10/06 17:10*	
LCS (6E05049-BS1)								**Extracted: 05/05/06 13:41**						
Diesel Range Hydrocarbons	NWTPH-Dx	68.7	---	10.0	mg/kg wet	1x	--	66.7	103%	(71-120)	--	--	05/18/06 02:42	
Lube Oil Range Hydrocarbons	"	56.8	---	25.0	"	"	--	"	85.2%	(60-140)	--	--	05/18/06 01:01	
Surrogate(s): 2-FBP		*Recovery: 102%*			*Limits: 50-150%*	"							*05/18/06 02:42*	
Octacosane		*108%*			*50-150%*	"							*05/18/06 01:01*	
Duplicate (6E05049-DUP1)					**QC Source: BPD0569-06**			**Extracted: 05/05/06 13:41**						
Diesel Range Hydrocarbons	NWTPH-Dx	ND	---	11.5	mg/kg dry	1x	ND	--	--	--	26.5%	(40)	05/11/06 11:57	
Lube Oil Range Hydrocarbons	"	ND	---	28.8	"	"	ND	--	--	--	5.47%	"	05/10/06 17:53	
Surrogate(s): 2-FBP		*Recovery: 94.2%*			*Limits: 50-150%*	"							*05/11/06 11:57*	
Octacosane		*102%*			*50-150%*	"							*05/10/06 17:53*	
Matrix Spike (6E05049-MS1)					**QC Source: BPD0569-06**			**Extracted: 05/05/06 13:41**						
Diesel Range Hydrocarbons	NWTPH-Dx	86.3	---	11.2	mg/kg dry	1x	4.29	74.9	109%	(45-144)	--	--	05/11/06 12:24	
Lube Oil Range Hydrocarbons	"	68.2	---	28.1	"	"	5.16	"	84.2%	(50-150)	--	--	05/10/06 18:08	
Surrogate(s): 2-FBP		*Recovery: 104%*			*Limits: 50-150%*	"							*05/11/06 12:24*	
Octacosane		*102%*			*50-150%*	"							*05/10/06 18:08*	

TestAmerica - Seattle, WA

Kate Haney, Project Manager

The results in this report apply to the samples analyzed in accordance with the chain of custody document. This analytical report must be reproduced in its entirety.

TestAmerica
ANALYTICAL TESTING CORPORATION

SEATTLE, WA 11720 NORTH CREEK PKWY N, SUITE 400
BOTHELL, WA 98011-8244
PH: (425) 420.9200 FAX: (425) 420.9210

Sound Environmental Strategies	Project Name:	**Time Oil #01-600 - Seattle Terminal**	
2400 Airport Way South, Suite 200	Project Number:	01-600	Report Created:
Seattle, WA/USA 98134-2020	Project Manager:	Dee Gardner	05/23/06 17:56

Volatile Organic Compounds by EPA Method 8260B - Laboratory Quality Control Results

TestAmerica - Seattle, WA

QC Batch: 6D26027 **Soil Preparation Method: EPA 5030B [MeOH]**

Analyte	Method	Result	MDL*	MRL	Units	Dil	Source Result	Spike Amt	% REC	(Limits)	% RPD	(Limits)	Analyzed	Notes
Blank (6D26027-BLK1)							**Extracted: 04/26/06 08:20**							
Benzene	EPA 8260B	ND	---	0.0200	mg/kg wet	1x	--	--	--	--	--	--	04/26/06 12:02	
Ethylbenzene	"	ND	---	0.100	"	"	--	--	--	--	--	--	"	
Toluene	"	ND	---	0.100	"	"	--	--	--	--	--	--	"	
o-Xylene	"	ND	---	0.100	"	"	--	--	--	--	--	--	"	
m,p-Xylene	"	ND	---	0.200	"	"	--	--	--	--	--	--	"	
Xylenes (total)	"	ND	---	0.300	"	"	--	--	--	--	--	--	"	
Surrogate(s): 1,2-DCA-d4		*Recovery: 101%*			*Limits: 70-130%*	"							*04/26/06 12:02*	
Toluene-d8		*111%*			*70-130%*	"							"	
4-BFB		*108%*			*70-130%*	"							"	
Blank (6D26027-BLK2)							**Extracted: 04/26/06 08:20**							
Benzene	EPA 8260B	ND	---	0.0200	mg/kg wet	1x	--	--	--	--	--	--	04/27/06 11:43	
Ethylbenzene	"	ND	---	0.100	"	"	--	--	--	--	--	--	"	
Toluene	"	ND	---	0.100	"	"	--	--	--	--	--	--	"	
o-Xylene	"	ND	---	0.100	"	"	--	--	--	--	--	--	"	
m,p-Xylene	"	ND	---	0.200	"	"	--	--	--	--	--	--	"	
Xylenes (total)	"	ND	---	0.300	"	"	--	--	--	--	--	--	"	
Surrogate(s): 1,2-DCA-d4		*Recovery: 101%*			*Limits: 70-130%*	"							*04/27/06 11:43*	
Toluene-d8		*112%*			*70-130%*	"							"	
4-BFB		*110%*			*70-130%*	"							"	
LCS (6D26027-BS1)							**Extracted: 04/26/06 08:20**							
Benzene	EPA 8260B	1.86	---	0.0200	mg/kg wet	1x	--	2.00	93.0%	(75-125)	--	--	04/26/06 09:26	
Ethylbenzene	"	1.86	---	0.100	"	"	--	"	93.0%	"	--	--	"	
Toluene	"	1.85	---	0.100	"	"	--	"	92.5%	(74-121)	--	--	"	
o-Xylene	"	1.86	---	0.100	"	"	--	"	93.0%	(75-125)	--	--	"	
m,p-Xylene	"	3.73	---	0.200	"	"	--	4.00	93.2%	"	--	--	"	
Xylenes (total)	"	5.59	---	0.300	"	"	--	6.00	93.2%	"	--	--	"	
Surrogate(s): 1,2-DCA-d4		*Recovery: 99.0%*			*Limits: 70-130%*	"							*04/26/06 09:26*	
Toluene-d8		*99.0%*			*70-130%*	"							"	
4-BFB		*98.0%*			*70-130%*	"							"	

TestAmerica - Seattle, WA

The results in this report apply to the samples analyzed in accordance with the chain of custody document. This analytical report must be reproduced in its entirety.

Kate Haney, Project Manager

TestAmerica
ANALYTICAL TESTING CORPORATION

SEATTLE, WA 11720 NORTH CREEK PKWY N, SUITE 400
BOTHELL, WA 98011-8244
PH: (425) 420.9200 FAX: (425) 420.9210

Sound Environmental Strategies	Project Name:	**Time Oil #01-600 - Seattle Terminal**	
2400 Airport Way South, Suite 200	Project Number:	01-600	Report Created:
Seattle, WA/USA 98134-2020	Project Manager:	Dee Gardner	05/23/06 17:56

Volatile Organic Compounds by EPA Method 8260B - Laboratory Quality Control Results

TestAmerica - Seattle, WA

QC Batch: 6D26027 **Soil Preparation Method: EPA 5030B [MeOH]**

Analyte	Method	Result	MDL*	MRL	Units	Dil	Source Result	Spike Amt	% REC	(Limits)	% RPD	(Limits)	Analyzed	Notes
LCS Dup (6D26027-BSD1)									**Extracted: 04/26/06 08:20**					
Benzene	EPA 8260B	1.79	---	0.0200	mg/kg wet	1x	--	2.00	89.5%	(75-125)	3.84%	(20)	04/27/06 09:59	
Ethylbenzene	"	1.75	---	0.100	"	"	--	"	87.5%	"	6.09%	"	"	
Toluene	"	1.77	---	0.100	"	"	--	"	88.5%	(74-121)	4.42%	"	"	
o-Xylene	"	1.80	---	0.100	"	"	--	"	90.0%	(75-125)	3.28%	"	"	
m,p-Xylene	"	3.58	---	0.200	"	"	--	4.00	89.5%	"	4.10%	"	"	
Xylenes (total)	"	5.38	---	0.300	"	"	--	6.00	89.7%	"	3.83%	"	"	
Surrogate(s): 1,2-DCA-d4		*Recovery: 88.5%*			*Limits: 70-130%*	"							*04/27/06 09:59*	
Toluene-d8		*96.0%*			*70-130%*	"							"	
4-BFB		*99.0%*			*70-130%*	"							"	
Matrix Spike (6D26027-MS1)							**QC Source: BPD0612-01**		**Extracted: 04/26/06 08:20**					
Benzene	EPA 8260B	1.83	---	0.0189	mg/kg dry	1x	ND	1.89	96.8%	(61-130)	--	--	04/26/06 09:53	
Ethylbenzene	"	2.21	---	0.0944	"	"	0.248	"	104%	(50-150)	--	--	"	
Toluene	"	1.84	---	0.0944	"	"	ND	"	97.4%	(62-125)	--	--	"	
o-Xylene	"	6.46	---	0.0944	"	"	4.05	"	128%	(50-150)	--	--	"	
m,p-Xylene	"	8.07	---	0.189	"	"	3.17	3.78	130%	"	--	--	"	
Xylenes (total)	"	14.5	---	0.283	"	"	7.22	5.67	128%	"	--	--	"	
Surrogate(s): 1,2-DCA-d4		*Recovery: 96.8%*			*Limits: 70-130%*	"							*04/26/06 09:53*	
Toluene-d8		*99.5%*			*70-130%*	"							"	
4-BFB		*101%*			*70-130%*	"							"	
Matrix Spike Dup (6D26027-MSD1)							**QC Source: BPD0612-01**		**Extracted: 04/26/06 08:20**					
Benzene	EPA 8260B	1.81	---	0.0183	mg/kg dry	1x	ND	1.83	98.9%	(61-130)	1.10%	(25)	04/26/06 10:21	
Ethylbenzene	"	2.21	---	0.0913	"	"	0.248	"	107%	(50-150)	0.00%	"	"	
Toluene	"	1.86	---	0.0913	"	"	ND	"	102%	(62-125)	1.08%	"	"	
o-Xylene	"	5.45	---	0.0913	"	"	4.05	"	76.5%	(50-150)	17.0%	"	"	
m,p-Xylene	"	7.04	---	0.183	"	"	3.17	3.65	106%	"	13.6%	"	"	
Xylenes (total)	"	12.5	---	0.274	"	"	7.22	5.48	96.4%	"	14.8%	"	"	
Surrogate(s): 1,2-DCA-d4		*Recovery: 94.0%*			*Limits: 70-130%*	"							*04/26/06 10:21*	
Toluene-d8		*97.3%*			*70-130%*	"							"	
4-BFB		*99.7%*			*70-130%*	"							"	

TestAmerica - Seattle, WA

The results in this report apply to the samples analyzed in accordance with the chain of custody document. This analytical report must be reproduced in its entirety.

Kate Haney, Project Manager

TestAmerica
ANALYTICAL TESTING CORPORATION

SEATTLE, WA 11720 NORTH CREEK PKWY N, SUITE 400
BOTHELL, WA 98011-8244
PH: (425) 420.9200 FAX: (425) 420.9210

Sound Environmental Strategies	Project Name:	**Time Oil #01-600 - Seattle Terminal**	
2400 Airport Way South, Suite 200	Project Number:	01-600	Report Created:
Seattle, WA/USA 98134-2020	Project Manager:	Dee Gardner	05/23/06 17:56

Physical Parameters by APHA/ASTM/EPA Methods - Laboratory Quality Control Results

TestAmerica - Seattle, WA

QC Batch: 6D27055 **Soil Preparation Method: Dry Weight**

Analyte	Method	Result	MDL*	MRL	Units	Dil	Source Result	Spike Amt	% REC	(Limits)	% RPD	(Limits)	Analyzed	Notes
Blank (6D27055-BLK1)													**Extracted: 04/27/06 14:03**	
Dry Weight	BSOPSPL00 3R08	100	---	1.00	%	1x	--	--	--	--	--	--	04/28/06 00:00	

QC Batch: 6E05052 **Soil Preparation Method: Dry Weight**

Analyte	Method	Result	MDL*	MRL	Units	Dil	Source Result	Spike Amt	% REC	(Limits)	% RPD	(Limits)	Analyzed	Notes
Blank (6E05052-BLK1)													**Extracted: 05/05/06 14:04**	
Dry Weight	BSOPSPL00 3R08	99.8	---	1.00	%	1x	--	--	--	--	--	--	05/06/06 00:00	

TestAmerica - Seattle, WA

Kate Haney, Project Manager

The results in this report apply to the samples analyzed in accordance with the chain of custody document. This analytical report must be reproduced in its entirety.

TestAmerica
ANALYTICAL TESTING CORPORATION

SEATTLE, WA 11720 NORTH CREEK PKWY N, SUITE 400
BOTHELL, WA 98011-8244
PH: (425) 420.9200 FAX: (425) 420.9210

Sound Environmental Strategies	Project Name:	**Time Oil #01-600 - Seattle Terminal**	
2400 Airport Way South, Suite 200	Project Number:	01-600	Report Created:
Seattle, WA/USA 98134-2020	Project Manager:	Dee Gardner	05/23/06 17:56

Notes and Definitions

Report Specific Notes:

G-01 - Results reported for the gas range are primarily due to overlap from diesel range hydrocarbons.

RP-4 - Due to the low levels of analyte in the sample, the duplicate RPD calculation does not provide useful information.

Laboratory Reporting Conventions:

DET - Analyte DETECTED at or above the Reporting Limit. Qualitative Analyses only.

ND - Analyte NOT DETECTED at or above the reporting limit (MDL or MRL, as appropriate).

NR/NA - Not Reported / Not Available

dry - Sample results reported on a Dry Weight Basis. Results and Reporting Limits have been corrected for Percent Dry Weight.

wet - Sample results and reporting limits reported on a Wet Weight Basis (as received). Results with neither 'wet' nor 'dry' are reported on a Wet Weight Basis.

RPD - RELATIVE PERCENT DIFFERENCE (RPDs calculated using Results, not Percent Recoveries).

MRL - METHOD REPORTING LIMIT. Reporting Level at, or above, the lowest level standard of the Calibration Table.

MDL* - METHOD DETECTION LIMIT. Reporting Level at, or above, the statistically derived limit based on 40CFR, Part 136, Appendix B. *MDLs are listed on the report only if the data has been evaluated below the MRL. Results between the MDL and MRL are reported as Estimated Results.

Dil - Dilutions are calculated based on deviations from the standard dilution performed for an analysis, and may not represent the dilution found on the analytical raw data.

Reporting Limits - Reporting limits (MDLs and MRLs) are adjusted based on variations in sample preparation amounts, analytical dilutions and percent solids, where applicable.

Electronic Signature - Electronic Signature added in accordance with TestAmerica's *Electronic Reporting and Electronic Signatures Policy.* Application of electronic signature indicates that the report has been reviewed and approved for release by the laboratory. Electronic signature is intended to be the legally binding equivalent of a traditionally handwritten signature.

TestAmerica - Seattle, WA

Kate Haney, Project Manager

The results in this report apply to the samples analyzed in accordance with the chain of custody document. This analytical report must be reproduced in its entirety.

11720 North Creek Pkwy N Suite 400, Bothell, WA 98011-8244 425-420-9200 FAX 420-9210
11922 E 1st Ave, Spokane, WA 99206-5302 509-924-9200 FAX 924-9290
9405 SW Nimbus Ave, Beaverton, OR 97008-7145 503-906-9200 FAX 906-9210
20332 Empire Ave, Ste F1, Bend, OR 97701-5712 541-383-9310 FAX 382-7588
2000 W International Airport Rd Ste A10, Anchorage, AK 99502-1119 907-563-9200 FAX 563-9210

CHAIN OF CUSTODY REPORT

Work Order #: BPD0569

NCA CLIENT: Time Oil
REPORT TO: Joe Gardner
ADDRESS: SES
PHONE: 206/306/1900 FAX: 206/306-1907
PROJECT NAME: Time Oil HQ
PROJECT NUMBER: 01-600
SAMPLED BY: Cassandra/Maureen

INVOICE TO: Time Oil
P.O. NUMBER:

TURNAROUND REQUEST in Business Days*
Organic & Inorganic Analyses: STD. | 7 | 5 | 4 | 3 | 2 | 1 | <1
Petroleum Hydrocarbon Analyses: STD. | 4 | 3 | 2 | 1 | <1
OTHER Specify:
* Turnaround Requests less than standard may incur Rush Charges.

	CLIENT SAMPLE IDENTIFICATION	SAMPLING DATE/TIME	PRESERVATIVE: B by BTEX	PRESERVATIVE: B by NWTPH-Dx	REQUESTED ANALYSES: NWTPH-Gx	REQUESTED ANALYSES: BTEX	REQUESTED ANALYSES: NWTPH-Dx	MATRIX (W, S, O)	# OF CONT.	LOCATION / COMMENTS	NCA WO ID
1	B01-2	4/21/06 0930					X	S	5		-01
2	B01-5	0940							5		-02
3	B01-8	0950	/	/			X		5		-03
4	B01-13.5	1010							5		-04
5	B01-15	1015	/	/					5		-05
6	B01-21	1035	/	/			X		5		-06 (TB 4/21)
7	B01-25	1045							3		~~-07~~ -16
8	B01-26	1055							3		~~-08~~ -07
9	B02-5	1310	/	/			X		3		~~-09~~ -08
10	B02-7.5	1320	/	/					3		~~-10~~ -09

RELEASED BY: [signature] DATE: 4/21/06
PRINT NAME: Maureen Sanchez FIRM: SES TIME: 1610

RECEIVED BY: Colette Weaver DATE: 04.21.06
PRINT NAME: Colette Weaver FIRM: NCA TIME: 1610

RELEASED BY: DATE:
PRINT NAME: FIRM: TIME:

RECEIVED BY: DATE:
PRINT NAME: FIRM: TIME:

ADDITIONAL REMARKS: PLEASE RELOG SELECTED SAMPLES (X) FOR THE INDICATED ANALYSES 05.04.06

TEMP: 5.7°C

COC REV 09/04

PAGE 1 OF 2

11720 North Creek Pkwy N Suite 400, Bothell, WA 98011-8244 425-420-9200 FAX 420-9210
11922 E 1st Ave, Spokane, WA 99206-5302 509-924-9200 FAX 924-9290
9405 SW Nimbus Ave, Beaverton, OR 97008-7145 503-906-9200 FAX 906-9210
20332 Empire Ave, Ste F1, Bend, OR 97701-5712 541-383-9310 FAX 382-7588
2000 W International Airport Rd Ste A10, Anchorage, AK 99502-1119 907-563-9200 FAX 563-9210

CHAIN OF CUSTODY REPORT

Work Order #: BPD0569

NCA CLIENT: Time Oil
REPORT TO: Dee Gardner
ADDRESS: SES
PHONE: 206 306 1900 FAX: 206 306 1907
PROJECT NAME: Time Oil #10
PROJECT NUMBER: 01-600
SAMPLED BY: Cassandra/Maureen

INVOICE TO: Time Oil
P.O. NUMBER:

TURNAROUND REQUEST
In Business Days *
Organic & Inorganic Analyses: [X] 7 5 4 3 2 1 <1
Petroleum Hydrocarbon Analyses: [X] 4 3 2 1 <1
OTHER Specify:
* Turnaround Requests less than standard may incur Rush Charges.

PRESERVATIVE
REQUESTED ANALYSES

	CLIENT SAMPLE IDENTIFICATION	SAMPLING DATE/TIME	NWTPH-Gx	BTEX by 8260B	NWTPH-Dx	MATRIX (W, S, O)	# OF CONT.	LOCATION / COMMENTS	NCA WO ID
1	B07-10.5	4/21/06 1330				S	5		~~-11~~ -10
2	B07-16.5	1350	/	/	X	↓	↓		~~-12~~ -11
3	B08-16.5	1350	/	/					~~-13~~ -12
4	B02-20	1410							~~-14~~ -13
5									
6									
7									
8									
9									
10									

TB 4/21

RELEASED BY: [signature] DATE: 4/21/06
PRINT NAME: Maureen Sanchez FIRM: SES TIME: 1610

RECEIVED BY: Colette Weaver DATE: 04-21-06
PRINT NAME: Colette Weaver FIRM: NCA TIME: 1610

RELEASED BY: DATE:
PRINT NAME: FIRM: TIME:

RECEIVED BY: DATE:
PRINT NAME: FIRM: TIME:

ADDITIONAL REMARKS:
SEE P 1/2 [signature] 05.04.06

TEMP:

COC REV 09/04

PAGE 2 OF 2

FRIEDMAN & BRUYA, INC.

ENVIRONMENTAL CHEMISTS

James E. Bruya, Ph.D.
Charlene Morrow, M.S.
Yelena Aravkina, M.S.
Bradley T. Benson, B.S.
Kurt Johnson, B.S.

3012 16th Avenue West
Seattle, WA 98119-2029
TEL: (206) 285-8282
FAX: (206) 283-5044
e-mail: fbi@isomedia.com

October 25, 2007

Dee Gardner, Project Manager
Sound Environmental Strategies Corporation
2400 Airport Way S., Suite 200
Seattle, WA 98134-2020

Dear Mr. Gardner:

Included are the results from the testing of material submitted on October 11, 2007 from the TOC_01-600_20071011 WORFDB1, F&BI 710163 project. There are 17 pages included in this report. Any samples that may remain are currently scheduled for disposal in 30 days. If you would like us to return your samples or arrange for long term storage at our offices, please contact us as soon as possible.

We appreciate this opportunity to be of service to you and hope you will call if you should have any questions.

Sincerely,

FRIEDMAN & BRUYA, INC.



Michael Erdahl
Project Manager

Enclosures
c: Mark Chandler
SOU1025R.DOC

CASE NARRATIVE

This case narrative encompasses samples received on October 11, 2007 by Friedman & Bruya, Inc. from the Sound Environmental Strategies TOC_01-600_20071011 WORFDB1, F&BI 710163 project. Samples were logged in under the laboratory ID's listed below.

Laboratory ID	Sound Environmental Strategies
710163-01	GP21-04.0
710163-02	GP21-06.5
710163-03	GP21-08.0
710163-04	GP21-10
710163-05	GP21-13
710163-06	GP22-04
710163-07	GP22-08
710163-08	GP22-10
710163-09	GP22-15
710163-10	GP22-16
710163-11	GP22-20071011
710163-12	GP23-02.5
710163-13	GP23-04.5
710163-14	GP23-05.5
710163-15	GP23-07.5
710163-16	GP24-04
710163-17	GP24-06.5
710163-18	GP24-09
710163-19	GP24-11.5

All quality control requirements were acceptable.

Date of Report: 10/25/07
Date Received: 10/11/07
Project: TOC_01-600_20071011 WORFDB1, F&BI 710163
Date Extracted: 10/16/07
Date Analyzed: 10/16/07

RESULTS FROM THE ANALYSIS OF THE WATER SAMPLES FOR BENZENE, TOLUENE, ETHYLBENZENE, XYLENES AND TPH AS GASOLINE USING EPA METHOD 8021B AND NWTPH-Gx

Results Reported as ug/L (ppb)

Sample ID Laboratory ID	Benzene	Toluene	Ethyl Benzene	Total Xylenes	Gasoline Range	Surrogate (% Recovery) (Limit 52-124)
GP22-20071011 710163-11	<1	<1	<1	<3	<100	82
Method Blank	<1	<1	<1	<3	<100	102

Date of Report: 10/25/07
Date Received: 10/11/07
Project: TOC_01-600_20071011 WORFDB1, F&BI 710163
Date Extracted: 10/18/07
Date Analyzed: 10/18/07 and 10/19/07

RESULTS FROM THE ANALYSIS OF THE SOIL SAMPLES FOR BENZENE, TOLUENE, ETHYLBENZENE, XYLENES AND TPH AS GASOLINE USING EPA METHOD 8021B AND NWTPH-Gx

Results Reported on a Dry Weight Basis
Results Reported as mg/kg (ppm)

Sample ID Laboratory ID	Benzene	Toluene	Ethyl Benzene	Total Xylenes	Gasoline Range	Surrogate (% Recovery) (Limit 50-150)
GP21-04.0 710163-01	<0.02	<0.02	<0.02	<0.06	<2	99
GP21-10 710163-04	<0.02	<0.02	<0.02	<0.06	<2	96
GP21-13 710163-05	<0.02	<0.02	<0.02	<0.06	<2	102
GP22-04 710163-06	<0.02	<0.02	<0.02	<0.06	<2	104
GP22-08 710163-07	<0.02	<0.02	<0.02	<0.06	<2	100
GP22-15 710163-09	<0.02	<0.02	<0.02	<0.06	<2	87
GP23-04.5 710163-13	<0.02	<0.02	<0.02	<0.06	<2	93
GP23-07.5 710163-15	<0.02	<0.02	<0.02	<0.06	<2	111
GP24-04 710163-16	<0.02	0.06	0.49	0.31	30	104
GP24-09 d 710163-18 1/10	<0.02	0.85	9.5	7.0	490	ip

Date of Report: 10/25/07
Date Received: 10/11/07
Project: TOC_01-600_20071011 WORFDB1, F&BI 710163
Date Extracted: 10/18/07
Date Analyzed: 10/18/07 and 10/19/07

RESULTS FROM THE ANALYSIS OF THE SOIL SAMPLES FOR BENZENE, TOLUENE, ETHYLBENZENE, XYLENES AND TPH AS GASOLINE USING EPA METHOD 8021B AND NWTPH-Gx

Results Reported on a Dry Weight Basis
Results Reported as mg/kg (ppm)

Sample ID Laboratory ID	Benzene	Toluene	Ethyl Benzene	Total Xylenes	Gasoline Range	Surrogate (% Recovery) (Limit 50-150)
GP24-11.5 710163-19	<0.02	0.03	0.13	0.10	8	130
Method Blank	<0.02	<0.02	<0.02	<0.06	<2	84

Date of Report: 10/25/07
Date Received: 10/11/07
Project: TOC_01-600_20071011 WORFDB1, F&BI 710163
Date Extracted: 10/15/07
Date Analyzed: 10/16/07

RESULTS FROM THE ANALYSIS OF THE WATER SAMPLES FOR TOTAL PETROLEUM HYDROCARBONS AS DIESEL AND MOTOR OIL USING METHOD NWTPH-Dx

Results Reported as ug/L (ppb)

Sample ID Laboratory ID	Diesel Range (C_{10}-C_{25})	Motor Oil Range (C_{25}-C_{36})	Surrogate (% Recovery) (Limit 50-150)
GP22-20071011 dv 710163-11	100 x	<500	117
Method Blank	<50	<250	98

Date of Report: 10/25/07
Date Received: 10/11/07
Project: TOC_01-600_20071011 WORFDB1, F&BI 710163
Date Extracted: 10/16/07
Date Analyzed: 10/17/07

RESULTS FROM THE ANALYSIS OF THE SOIL SAMPLES FOR TOTAL PETROLEUM HYDROCARBONS AS DIESEL AND MOTOR OIL USING METHOD NWTPH-Dx

Results Reported on a Dry Weight Basis
Results Reported as mg/kg (ppm)

Sample ID Laboratory ID	Diesel Range (C_{10}-C_{25})	Motor Oil Range (C_{25}-C_{36})	Surrogate (% Recovery) (Limit 53-144)
GP21-04.0 710163-01	<50	<250	126
GP21-10 710163-04	<50	<250	122
GP21-13 710163-05	<50	<250	128
GP22-04 710163-06	<50	<250	113
GP22-08 710163-07	<50	<250	119
GP22-15 710163-09	<50	<250	117
GP23-04.5 710163-13	<50	<250	115
GP23-07.5 710163-15	<50	<250	126
GP24-04 710163-16	<50	<250	119
GP24-09 710163-18	<50	<250	123

Date of Report: 10/25/07
Date Received: 10/11/07
Project: TOC_01-600_20071011 WORFDB1, F&BI 710163
Date Extracted: 10/16/07
Date Analyzed: 10/17/07

RESULTS FROM THE ANALYSIS OF THE SOIL SAMPLES FOR TOTAL PETROLEUM HYDROCARBONS AS DIESEL AND MOTOR OIL USING METHOD NWTPH-Dx

Results Reported on a Dry Weight Basis
Results Reported as mg/kg (ppm)

Sample ID Laboratory ID	Diesel Range (C_{10}-C_{25})	Motor Oil Range (C_{25}-C_{36})	Surrogate (% Recovery) (Limit 53-144)
GP24-11.5 710163-19	<50	<250	123
Method Blank	<50	<250	111

Analysis For Total Metals By EPA Method 200.8

Client ID:	GP22-08	Client:	Sound Environmental Strategies
Date Received:	10/11/07	Project:	TOC_01-600_20071011 WORFDB1
Date Extracted:	10/16/07	Lab ID:	710163-07
Date Analyzed:	10/16/07	Data File:	710163-07.017
Matrix:	Soil	Instrument:	ICPMS1
Units:	mg/kg (ppm)	Operator:	HR

Internal Standard:	% Recovery:	Lower Limit:	Upper Limit:
Bismuth	95	60	125

Analyte:	Concentration mg/kg (ppm)
Lead	5.38

Analysis For Total Metals By EPA Method 200.8

Client ID:	GP23-04.5	Client:	Sound Environmental Strategies
Date Received:	10/11/07	Project:	TOC_01-600_20071011 WORFDB1
Date Extracted:	10/16/07	Lab ID:	710163-13
Date Analyzed:	10/16/07	Data File:	710163-13.019
Matrix:	Soil	Instrument:	ICPMS1
Units:	mg/kg (ppm)	Operator:	HR

Internal Standard:	% Recovery:	Lower Limit:	Upper Limit:
Bismuth	98	60	125

Analyte:	Concentration mg/kg (ppm)
Lead	2.01

Analysis For Total Metals By EPA Method 200.8

Client ID:	GP24-09	Client:	Sound Environmental Strategies
Date Received:	10/11/07	Project:	TOC_01-600_20071011 WORFDB1
Date Extracted:	10/16/07	Lab ID:	710163-18
Date Analyzed:	10/16/07	Data File:	710163-18.020
Matrix:	Soil	Instrument:	ICPMS1
Units:	mg/kg (ppm)	Operator:	HR

Internal Standard:	% Recovery:	Lower Limit:	Upper Limit:
Bismuth	93	60	125

Analyte:	Concentration mg/kg (ppm)
Lead	3.11

Analysis For Total Metals By EPA Method 200.8

Client ID:	Method Blank	Client:	Sound Environmental Strategies
Date Received:	NA	Project:	TOC_01-600_20071011 WORFDB1
Date Extracted:	10/15/07	Lab ID:	I7-373 mb
Date Analyzed:	10/16/07	Data File:	I7-373 mb.010
Matrix:	Soil	Instrument:	ICPMS1
Units:	mg/kg (ppm)	Operator:	HR

Internal Standard:	% Recovery:	Lower Limit:	Upper Limit:
Bismuth	98	60	125

Analyte:	Concentration mg/kg (ppm)
Lead	<1

Date of Report: 10/25/07
Date Received: 10/11/07
Project: TOC_01-600_20071011 WORFDB1, F&BI 710163

QUALITY ASSURANCE RESULTS FOR THE ANALYSIS OF WATER SAMPLES FOR BENZENE, TOLUENE, ETHYLBENZENE, XYLENES, AND TPH AS GASOLINE USING EPA METHOD 8021B AND NWTPH-Gx

Laboratory Code: 710138-02 (Duplicate)

Analyte	Reporting Units	Sample Result	Duplicate Result	Relative Percent Difference (Limit 20)
Benzene	ug/L (ppb)	<1	<1	nm
Toluene	ug/L (ppb)	<1	<1	nm
Ethylbenzene	ug/L (ppb)	<1	<1	nm
Xylenes	ug/L (ppb)	<3	<3	nm
Gasoline	ug/L (ppb)	<100	<100	nm

Laboratory Code: Laboratory Control Sample

Analyte	Reporting Units	Spike Level	Percent Recovery LCS	Acceptance Criteria
Benzene	ug/L (ppb)	50	108	65-118
Toluene	ug/L (ppb)	50	109	72-122
Ethylbenzene	ug/L (ppb)	50	112	73-126
Xylenes	ug/L (ppb)	150	111	74-118
Gasoline	ug/L (ppb)	1,000	94	69-134

Date of Report: 10/25/07
Date Received: 10/11/07
Project: TOC_01-600_20071011 WORFDB1, F&BI 710163

QUALITY ASSURANCE RESULTS FOR THE ANALYSIS OF SOIL SAMPLES FOR BENZENE, TOLUENE, ETHYLBENZENE, XYLENES, AND TPH AS GASOLINE USING EPA METHOD 8021B AND NWTPH-Gx

Laboratory Code: 710163-01 (Duplicate)

Analyte	Reporting Units	Sample Result	Duplicate Result	Relative Percent Difference (Limit 20)
Benzene	mg/kg (ppm)	<0.02	<0.02	nm
Toluene	mg/kg (ppm)	<0.02	<0.02	nm
Ethylbenzene	mg/kg (ppm)	<0.02	<0.02	nm
Xylenes	mg/kg (ppm)	<0.06	<0.06	nm
Gasoline	mg/kg (ppm)	<2	<2	nm

Laboratory Code: Laboratory Control Sample

Analyte	Reporting Units	Spike Level	Percent Recovery LCS	Acceptance Criteria
Benzene	mg/kg (ppm)	0.5	84	70-130
Toluene	mg/kg (ppm)	0.5	86	70-130
Ethylbenzene	mg/kg (ppm)	0.5	90	70-130
Xylenes	mg/kg (ppm)	1.5	87	70-130
Gasoline	mg/kg (ppm)	20	84	70-130

Date of Report: 10/25/07
Date Received: 10/11/07
Project: TOC_01-600_20071011 WORFDB1, F&BI 710163

QUALITY ASSURANCE RESULTS FOR THE ANALYSIS OF WATER SAMPLES FOR TOTAL PETROLEUM HYDROCARBONS AS DIESEL EXTENDED USING METHOD NWTPH-Dx

Laboratory Code: Laboratory Control Sample

Analyte	Reporting Units	Spike Level	Percent Recovery LCS	Percent Recovery LCSD	Acceptance Criteria	RPD (Limit 20)
Diesel Extended	ug/L (ppb)	2,500	119	112	70-130	6

Date of Report: 10/25/07
Date Received: 10/11/07
Project: TOC_01-600_20071011 WORFDB1, F&BI 710163

QUALITY ASSURANCE RESULTS FROM THE ANALYSIS OF SOIL SAMPLES OR TOTAL PETROLEUM HYDROCARBONS AS DIESEL EXTENDED USING METHOD NWTPH-Dx

Laboratory Code: 710163-04 (Matrix Spike)

Analyte	Reporting Units	Spike Level	Sample Result (Wet wt)	Percent Recovery MS	Percent Recovery MSD	Acceptance Criteria	RPD (Limit 20)
Diesel Extended	mg/kg (ppm)	5,000	<50	114	105	71-137	8

Laboratory Code: Laboratory Control Sample

Analyte	Reporting Units	Spike Level	Percent Recovery LCS	Acceptance Criteria
Diesel Extended	mg/kg (ppm)	5,000	101	70-129

Date of Report: 10/25/07
Date Received: 10/11/07
Project: TOC_01-600_20071011 WORFDB1, F&BI 710163

QUALITY ASSURANCE RESULTS FOR THE ANALYSIS OF SOIL SAMPLES FOR TOTAL METALS USING EPA METHOD 200.8

Laboratory Code: 710191-01 (Duplicate)

Analyte	Reporting Units	Sample Result	Duplicate Result	Relative Percent Difference	Acceptance Criteria
Lead	mg/kg (ppm)	5.59	5.96	6	0-20

Laboratory Code: 710191-01 (Matrix Spike)

Analyte	Reporting Units	Spike Level	Sample Result	Percent Recovery MS	Acceptance Criteria
Lead	mg/kg (ppm)	20	5.59	94 b	50-150

Laboratory Code: Laboratory Control Sample

Analyte	Reporting Units	Spike Level	Percent Recovery LCS	Acceptance Criteria
Lead	mg/kg (ppm)	20	100	70-130

Data Qualifiers & Definitions

a - The analyte was detected at a level less than five times the reporting limit. The RPD results may not provide reliable information on the variability of the analysis.

A1 – More than one compound of similar molecule structure was identified with equal probablility.

b - The analyte was spiked at a level that was less than five times that present in the sample. Matrix spike recoveries may not be meaningful.

ca - The calibration results for this range fell outside of acceptance criteria. The value reported is an estimate.

c - The presence of the analyte indicated may be due to carryover from previous sample injections.

d - The sample was diluted. Detection limits may be raised due to dilution.

ds - The sample was diluted. Detection limits are raised due to dilution and surrogate recoveries may not be meaningful.

dv - Insufficient sample was available to achieve normal reporting limits and limits are raised accordingly.

fb - The analyte indicated was found in the method blank. The result should be considered an estimate.

fc – The compound is a common laboratory and field contaminant.

fp – Compounds in the sample matrix interfered with quantitation of the analyte. The reported concentration may be a false positive.

hr - The sample and duplicate were reextracted and reanalyzed. RPD results were still outside of control limits. The variability is attributed to sample inhomogeneity.

ht - The sample was extracted outside of holding time. Results should be considered estimates.

ip - Recovery fell outside of normal control limits. Compounds in the sample matrix interfered with the quantitation of the analyte.

j – The result is below normal reporting limits. The value reported is an estimate.

J - The internal standard associated with the analyte is out of control limits. The reported concentration is an estimate.

jl - The analyte result in the laboratory control sample is out of control limits. The reported concentration should be considered an estimate.

jr - The rpd result in laboratory control sample associated with the analyte is out of control limits. The reported concentration should be considered an estimate.

lc - The presence of the compound indicated is likely due to laboratory contamination.

L - The reported concentration was generated from a library search.

nm - The analyte was not detected in one or more of the duplicate analyses. Therefore, calculation of the RPD is not applicable.

pc – The sample was received in a container not approved by the method. The value reported should be considered an estimate.

pr – The sample was received with incorrect preservation. The value reported should be considered an estimate.

ve - The value reported exceeded the calibration range established for the analyte. The reported concentration should be considered an estimate.

vo - The value reported fell outside the control limits established for this analyte.

x - The pattern of peaks present is not indicative of diesel.

y - The pattern of peaks present is not indicative of motor oil.

~~710163~~ 710163

SAMPLE CHAIN OF CUSTODY

ME: 10-11-07 BD3/VS2

Page # 1 of 2

V1

Send Report To Dee Gardner

Company SES

Address 2400 Airport Way S #200

City, State, ZIP Seattle, WA 98134

Phone # 206 306 1900 Fax # 206-306-1907

SAMPLERS (signature) D. Spencer

PROJECT NAME/NO. TOC - Seattle Terminal 01-600 / 0440-004-15

PO #

REMARKS Direct bill to TOC

GEMS Y / N

TURNAROUND TIME
- ☑ Standard (2 Weeks)
- ☐ RUSH
- Rush charges authorized by:

SAMPLE DISPOSAL
- ☑ Dispose after 30 days
- ☐ Return samples
- ☐ Will call with instructions

Sample ID	Sample Location	Sample Depth	Lab ID	Date Sampled	Time Sampled	Matrix	# of jars	NWTPH-Dx	NWTPH-Gx	BTEX by 8021B	VOC's by 8260	SVOC's by 8270	RCRA-8 Metals	Total Pb		Will request analysis on 10/12/07 via e-mail / Notes
GP21-04.0	GP21	04	01A-E	10/11/07	0905	soil	5	⊗	⊗	⊗						
GP21-06.5		06.5	02A-E		0910											⊗ for DG 10/19/07 MG
GP21-08.0		8.0	03A-E		0912											
GP21-10		10	04A-E		0916		↓	⊗	⊗	⊗						
GP-21-13	↓	13	05A-E		0925	↓		⊗	⊗	⊗						
GP22-04	GP22	04	06A-E		1010			⊗	⊗	⊗						
GP22-08		08	07A-E		1015			⊗	⊗	⊗				⊗		
GP22-10		10	08A-E		1022											
GP22-15		15	09A-E		1025			⊗	⊗	⊗						
GP22-16		16	10A-E		1040	↓	↓									
GP22-20071011	↓	NA	11A-D		1110	water	4	⊗	⊗	⊗						
GP23-02.5	GP23	2.5	12A-E		1135	soil	5									
GP23-04.5	↓	4.5	13A-E	↓	1140	↓	↓	⊗	⊗	⊗				⊗		

Friedman & Bruya, Inc.
3012 16th Avenue West
Seattle, WA 98119-2029
Ph. (206) 285-8282
Fax (206) 283-5044

	SIGNATURE	PRINT NAME	COMPANY	DATE	TIME
Relinquished by:		D. Spencer	SES	10/11/07	1530
Received by:		Khan Phan	FEBI	10/11/07	15:30
Relinquished by:					
Received by:			Samples received at 10 °C		

FORMS\COC\SESGEMSR1.DOC (Revision 1)

710163

SAMPLE CHAIN OF CUSTODY

ME: 10-11-07 BI3 / VS2 / V1

Page # 2 of 2

Send Report To Dee G

Company SES

Address

City, State, ZIP

Phone # Fax #

SAMPLERS (signature) D. G. Speer

PROJECT NAME/NO. TOC - Seattle Terminal 01-600 / 0440-004-15

PO #

REMARKS Direct-bill to TOC.

GEMS Y / N

TURNAROUND TIME
- ☐ Standard (2 Weeks)
- ☐ RUSH
- Rush charges authorized by:

SAMPLE DISPOSAL
- ☐ Dispose after 30 days
- ☐ Return samples
- ☐ Will call with instructions

Sample ID	Sample Location	Sample Depth	Lab ID	Date Sampled	Time Sampled	Matrix	# of jars	ANALYSES REQUESTED: NWTPH-Dx	NWTPH-Gx	BTEX by 8021B	VOC's by 8260	SVOC's by 8270	RCRA-8 Metals	Total Lead		Notes: will request analysis on 10/12/07 via e-mail
GP23-05.5	GP23	5.5	14A-E	10/11/07	1150	soil	5									
GP23-07.5	↓	7.5	15A-E	10/11/07	1155	↓	5	X	X	X						
GP24-04	GP24	4	16A-E	"	1406			X	X	X						
GP24-06.5	↓	6.5	17A-E		1410											
GP24-09	↓	9	18A-E		1415			X	X	X				X		
GP24-11.5	↓	11.5	19A-E	↓	1420	↓	↓	X	X	X						

	SIGNATURE	PRINT NAME	COMPANY	DATE	TIME
Relinquished by:	D. G. Speer	A. Speerstra	SES	10/11/07	1530
Received by:	M Tan Pham	Nhan Phan	FeBI	10/11/07	15:30
Relinquished by:					
Received by:			Samples received at 10 °C		

Friedman & Bruya, Inc.
3012 16th Avenue West
Seattle, WA 98119-2029
Ph. (206) 285-8282
Fax (206) 283-5044

FRIEDMAN & BRUYA, INC.

ENVIRONMENTAL CHEMISTS

James E. Bruya, Ph.D.
Charlene Morrow, M.S.
Yelena Aravkina, M.S.
Bradley T. Benson, B.S.
Kurt Johnson, B.S.

3012 16th Avenue West
Seattle, WA 98119-2029
TEL: (206) 285-8282
FAX: (206) 283-5044
e-mail: fbi@isomedia.com

October 25, 2007

Dee Gardner, Project Manager
Sound Environmental Strategies Corporation
2400 Airport Way S., Suite 200
Seattle, WA 98134-2020

Dear Ms. Gardner:

Included are the results from the testing of material submitted on October 12, 2007 from the TOC_01-600_20071012 WORFDB1, F&BI 710185 project. There are 14 pages included in this report. Any samples that may remain are currently scheduled for disposal in 30 days. If you would like us to return your samples or arrange for long term storage at our offices, please contact us as soon as possible.

We appreciate this opportunity to be of service to you and hope you will call if you should have any questions.

Sincerely,

FRIEDMAN & BRUYA, INC.



Michael Erdahl
Project Manager

Enclosures
c: Mark Chandler
SOU1025R.DOC

CASE NARRATIVE

This case narrative encompasses samples received on October 12, 2007 by Friedman & Bruya, Inc. from the Sound Environmental Strategies TOC_01-600_20071012 WORFDB1, F&BI 710185 project. Samples were logged in under the laboratory ID's listed below.

Laboratory ID	Sound Environmental Strategies
710185-01	GP25-05
710185-02	GP25-06
710185-03	GP25-09
710185-04	GP25-13
710185-05	GP26-05
710185-06	GP26-08
710185-07	GP26-09
710185-08	GP26-12.0
710185-09	GP26-20071012
710185-10	02MW09-20071012
710185-11	02MW10-20071012
710185-12	02MW11-20071012
710185-13	02MW12-20071012

All quality control requirements were acceptable.

Date of Report: 10/25/07
Date Received: 10/12/07
Project: TOC_01-600_20071012 WORFDB1, F&BI 710185
Date Extracted: 10/16/07
Date Analyzed: 10/16/07 and 10/17/07

RESULTS FROM THE ANALYSIS OF THE WATER SAMPLES FOR BENZENE, TOLUENE, ETHYLBENZENE, XYLENES AND TPH AS GASOLINE USING EPA METHOD 8021B AND NWTPH-Gx

Results Reported as ug/L (ppb)

Sample ID Laboratory ID	Benzene	Toluene	Ethyl Benzene	Total Xylenes	Gasoline Range	Surrogate (% Recovery) (Limit 52-124)
GP26-20071012 d 710185-09 1/10	8	19	210	110	7,100	107
02MW09-20071012 710185-10	<1	<1	<1	<3	<100	101
02MW10-20071012 710185-11	<1	<1	<1	<3	<100	102
02MW11-20071012 710185-12	2	14	13	25	1,700	116
02MW12-20071012 d 710185-13 1/10	400	33	710	20	9,800	114
Method Blank	<1	<1	<1	<3	<100	102

Date of Report: 10/25/07
Date Received: 10/12/07
Project: TOC_01-600_20071012 WORFDB1, F&BI 710185
Date Extracted: 10/16/07
Date Analyzed: 10/16/07

RESULTS FROM THE ANALYSIS OF THE SOIL SAMPLES FOR BENZENE, TOLUENE, ETHYLBENZENE, XYLENES AND TPH AS GASOLINE USING EPA METHOD 8021B AND NWTPH-Gx

Results Reported on a Dry Weight Basis
Results Reported as mg/kg (ppm)

Sample ID Laboratory ID	Benzene	Toluene	Ethyl Benzene	Total Xylenes	Gasoline Range	Surrogate (% Recovery) (Limit 50-150)
GP25-05 710185-01	<0.02	<0.02	0.06	<0.06	4	108
GP25-06 d 710185-02 1/10	0.34	1.7	9.0	5.1	610	ip
GP25-13 710185-04	0.03	<0.02	0.19	<0.06	7	107
GP26-05 710185-05	<0.02	0.04	0.22	0.14	19	112
GP26-12.0 710185-08	<0.02	<0.02	<0.02	<0.06	3	105
Method Blank	<0.02	<0.02	<0.02	<0.06	<2	89

Date of Report: 10/25/07
Date Received: 10/12/07
Project: TOC_01-600_20071012 WORFDB1, F&BI 710185
Date Extracted: 10/15/07
Date Analyzed: 10/16/07

RESULTS FROM THE ANALYSIS OF THE WATER SAMPLES FOR TOTAL PETROLEUM HYDROCARBONS AS DIESEL AND MOTOR OIL USING METHOD NWTPH-Dx

Results Reported as ug/L (ppb)

Sample ID Laboratory ID	Diesel Range (C_{10}-C_{25})	Motor Oil Range (C_{25}-C_{36})	Surrogate (% Recovery) (Limit 50-150)
GP26-20071012 710185-09	1,100 x	<250	115
02MW09-20071012 dv 710185-10	350 x	<330	105
02MW10-20071012 dv 710185-11	200 x	<320	117
02MW11-20071012 710185-12	1,000 x	<250	108
02MW12-20071012 710185-13	2,500 x	<250	114
Method Blank	<50	<250	98

Date of Report: 10/25/07
Date Received: 10/12/07
Project: TOC_01-600_20071012 WORFDB1, F&BI 710185
Date Extracted: 10/15/07
Date Analyzed: 10/15/07

RESULTS FROM THE ANALYSIS OF THE SOIL SAMPLES FOR TOTAL PETROLEUM HYDROCARBONS AS DIESEL AND MOTOR OIL USING METHOD NWTPH-Dx

Results Reported on a Dry Weight Basis
Results Reported as mg/kg (ppm)

Sample ID Laboratory ID	Diesel Range (C_{10}-C_{25})	Motor Oil Range (C_{25}-C_{36})	Surrogate (% Recovery) (Limit 50-150)
GP25-05 710185-01	<50	<250	104
GP25-06 710185-02	120 x	<250	105
GP25-13 710185-04	<50	<250	104
GP26-05 710185-05	<50	<250	115
GP26-12.0 710185-08	<50	<250	103
Method Blank	<50	<250	115

Analysis For Total Metals By EPA Method 200.8

Client ID:	GP25-06	Client:	Sound Environmental Strategies
Date Received:	10/12/07	Project:	TOC_01-600_20071012 WORFDB1
Date Extracted:	10/16/07	Lab ID:	710185-02
Date Analyzed:	10/16/07	Data File:	710185-02.027
Matrix:	Soil	Instrument:	ICPMS1
Units:	mg/kg (ppm)	Operator:	HR

Internal Standard:	% Recovery:	Lower Limit:	Upper Limit:
Bismuth	96	60	125

Analyte:	Concentration mg/kg (ppm)
Lead	16.4

Analysis For Total Metals By EPA Method 200.8

Client ID:	GP26-05	Client:	Sound Environmental Strategies
Date Received:	10/12/07	Project:	TOC_01-600_20071012 WORFDB1
Date Extracted:	10/16/07	Lab ID:	710185-05
Date Analyzed:	10/16/07	Data File:	710185-05.028
Matrix:	Soil	Instrument:	ICPMS1
Units:	mg/kg (ppm)	Operator:	HR

Internal Standard:	% Recovery:	Lower Limit:	Upper Limit:
Bismuth	91	60	125

Analyte:	Concentration mg/kg (ppm)
Lead	8.02

Analysis For Total Metals By EPA Method 200.8

Client ID:	Method Blank	Client:	Sound Environmental Strategies
Date Received:	NA	Project:	TOC_01-600_20071012 WORFDB1
Date Extracted:	10/15/07	Lab ID:	I7-373 mb
Date Analyzed:	10/16/07	Data File:	I7-373 mb.010
Matrix:	Soil	Instrument:	ICPMS1
Units:	mg/kg (ppm)	Operator:	HR

Internal Standard:	% Recovery:	Lower Limit:	Upper Limit:
Bismuth	98	60	125

Analyte:	Concentration mg/kg (ppm)
Lead	<1

Date of Report: 10/25/07
Date Received: 10/12/07
Project: TOC_01-600_20071012 WORFDB1, F&BI 710185

QUALITY ASSURANCE RESULTS FOR THE ANALYSIS OF WATER SAMPLES FOR BENZENE, TOLUENE, ETHYLBENZENE, XYLENES, AND TPH AS GASOLINE USING EPA METHOD 8021B AND NWTPH-Gx

Laboratory Code: 710138-02 (Duplicate)

Analyte	Reporting Units	Sample Result	Duplicate Result	Relative Percent Difference (Limit 20)
Benzene	ug/L (ppb)	<1	<1	nm
Toluene	ug/L (ppb)	<1	<1	nm
Ethylbenzene	ug/L (ppb)	<1	<1	nm
Xylenes	ug/L (ppb)	<3	<3	nm
Gasoline	ug/L (ppb)	<100	<100	nm

Laboratory Code: Laboratory Control Sample

Analyte	Reporting Units	Spike Level	Percent Recovery LCS	Acceptance Criteria
Benzene	ug/L (ppb)	50	108	65-118
Toluene	ug/L (ppb)	50	109	72-122
Ethylbenzene	ug/L (ppb)	50	112	73-126
Xylenes	ug/L (ppb)	150	111	74-118
Gasoline	ug/L (ppb)	1,000	94	69-134

Date of Report: 10/25/07
Date Received: 10/12/07
Project: TOC_01-600_20071012 WORFDB1, F&BI 710185

QUALITY ASSURANCE RESULTS FOR THE ANALYSIS OF SOIL SAMPLES FOR BENZENE, TOLUENE, ETHYLBENZENE, XYLENES, AND TPH AS GASOLINE USING EPA METHOD 8021B AND NWTPH-Gx

Laboratory Code: 710196-03 (Duplicate)

Analyte	Reporting Units	Sample Result	Duplicate Result	Relative Percent Difference (Limit 20)
Benzene	mg/kg (ppm)	<0.02	<0.02	nm
Toluene	mg/kg (ppm)	<0.02	<0.02	nm
Ethylbenzene	mg/kg (ppm)	0.04	0.04	0
Xylenes	mg/kg (ppm)	<0.06	<0.06	nm
Gasoline	mg/kg (ppm)	5	4	22 a

Laboratory Code: Laboratory Control Sample

Analyte	Reporting Units	Spike Level	Percent Recovery LCS	Acceptance Criteria
Benzene	mg/kg (ppm)	0.5	88	70-130
Toluene	mg/kg (ppm)	0.5	88	70-130
Ethylbenzene	mg/kg (ppm)	0.5	92	70-130
Xylenes	mg/kg (ppm)	1.5	89	70-130
Gasoline	mg/kg (ppm)	20	93	70-130

Date of Report: 10/25/07
Date Received: 10/12/07
Project: TOC_01-600_20071012 WORFDB1, F&BI 710185

QUALITY ASSURANCE RESULTS FOR THE ANALYSIS OF WATER SAMPLES FOR TOTAL PETROLEUM HYDROCARBONS AS DIESEL EXTENDED USING METHOD NWTPH-Dx

Laboratory Code: Laboratory Control Sample

Analyte	Reporting Units	Spike Level	Percent Recovery LCS	Percent Recovery LCSD	Acceptance Criteria	RPD (Limit 20)
Diesel Extended	ug/L (ppb)	2,500	119	112	70-130	6

Date of Report: 10/25/07
Date Received: 10/12/07
Project: TOC_01-600_20071012 WORFDB1, F&BI 710185

QUALITY ASSURANCE RESULTS FROM THE ANALYSIS OF SOIL SAMPLES FOR TOTAL PETROLEUM HYDROCARBONS AS DIESEL EXTENDED USING METHOD NWTPH-Dx

Laboratory Code: 710185-04 (Matrix Spike)

Analyte	Reporting Units	Spike Level	Sample Result (Wet wt)	Percent Recovery MS	Percent Recovery MSD	Acceptance Criteria	RPD (Limit 20)
Diesel Extended	mg/kg (ppm)	5,000	<50	116	117	50-150	1

Laboratory Code: Laboratory Control Sample

Analyte	Reporting Units	Spike Level	Percent Recovery LCS	Acceptance Criteria
Diesel Extended	mg/kg (ppm)	5,000	122	70-130

Date of Report: 10/25/07
Date Received: 10/12/07
Project: TOC_01-600_20071012 WORFDB1, F&BI 710185

QUALITY ASSURANCE RESULTS FOR THE ANALYSIS OF SOIL SAMPLES FOR TOTAL METALS USING EPA METHOD 200.8

Laboratory Code: 710191-01 (Duplicate)

Analyte	Reporting Units	Sample Result	Duplicate Result	Relative Percent Difference	Acceptance Criteria
Lead	mg/kg (ppm)	5.59	5.96	6	0-20

Laboratory Code: 710191-01 (Matrix Spike)

Analyte	Reporting Units	Spike Level	Sample Result	Percent Recovery MS	Acceptance Criteria
Lead	mg/kg (ppm)	20	5.59	94 b	50-150

Laboratory Code: Laboratory Control Sample

Analyte	Reporting Units	Spike Level	Percent Recovery LCS	Acceptance Criteria
Lead	mg/kg (ppm)	20	100	70-130

Data Qualifiers & Definitions

a - The analyte was detected at a level less than five times the reporting limit. The RPD results may not provide reliable information on the variability of the analysis.

A1 – More than one compound of similar molecule structure was identified with equal probablility.

b - The analyte was spiked at a level that was less than five times that present in the sample. Matrix spike recoveries may not be meaningful.

ca - The calibration results for this range fell outside of acceptance criteria. The value reported is an estimate.

c - The presence of the analyte indicated may be due to carryover from previous sample injections.

d - The sample was diluted. Detection limits may be raised due to dilution.

ds - The sample was diluted. Detection limits are raised due to dilution and surrogate recoveries may not be meaningful.

dv - Insufficient sample was available to achieve normal reporting limits and limits are raised accordingly.

fb - The analyte indicated was found in the method blank. The result should be considered an estimate.

fc – The compound is a common laboratory and field contaminant.

fp – Compounds in the sample matrix interfered with quantitation of the analyte. The reported concentration may be a false positive.

hr - The sample and duplicate were reextracted and reanalyzed. RPD results were still outside of control limits. The variability is attributed to sample inhomogeneity.

ht - The sample was extracted outside of holding time. Results should be considered estimates.

ip - Recovery fell outside of normal control limits. Compounds in the sample matrix interfered with the quantitation of the analyte.

j – The result is below normal reporting limits. The value reported is an estimate.

J - The internal standard associated with the analyte is out of control limits. The reported concentration is an estimate.

jl - The analyte result in the laboratory control sample is out of control limits. The reported concentration should be considered an estimate.

jr - The rpd result in laboratory control sample associated with the analyte is out of control limits. The reported concentration should be considered an estimate.

lc - The presence of the compound indicated is likely due to laboratory contamination.

L - The reported concentration was generated from a library search.

nm - The analyte was not detected in one or more of the duplicate analyses. Therefore, calculation of the RPD is not applicable.

pc – The sample was received in a container not approved by the method. The value reported should be considered an estimate.

pr – The sample was received with incorrect preservation. The value reported should be considered an estimate.

ve - The value reported exceeded the calibration range established for the analyte. The reported concentration should be considered an estimate.

vo - The value reported fell outside the control limits established for this analyte.

x - The pattern of peaks present is not entirely indicative of diesel.

y - The pattern of peaks present is not indicative of motor oil.

710185

SAMPLE CHAIN OF CUSTODY

ME: 10/12/07

VS2/V2/BIY ~~605~~

Page # 1 of ~~1~~

Send Report To: Dee Beardsley

Company: SES

Address: 2400 Alaskan Way S. #200

City, State, ZIP: Seattle WA 98134

Phone #: 206 306 1900 Fax #: 206 306 1907

SAMPLERS (signature): D. Cf. Sen

PROJECT NAME/NO.: TOC Seattle Terminal 01-600 / 0440-004-15

PO #:

REMARKS: Direct Bill to TOC

GEMS (Y) / N

TURNAROUND TIME
- (✓) Standard (2 Weeks)
- ( ) RUSH
- Rush charges authorized by:

SAMPLE DISPOSAL
- (✓) Dispose after 30 days
- ( ) Return samples
- ( ) Will call with instructions

Sample ID	Sample Location	Sample Depth	Lab ID	Date Sampled	Time Sampled	Matrix	# of jars	ANALYSES REQUESTED * NWTPH-Dx	NWTPH-Gx	BTEX by 8021B	VOC's by 8260	SVOC's by 8270	RCRA-8 Metals	Total Pb		Notes
GP25-05	GP25	5	01 A-E	10/12/07	835	soil	5	X	X	X						
GP25-06	↓	6	02 A-E	↓	840	↓	↓	X	X	X				X		
GP25-09		9	03 A-E		845											
GP25-13	↓	13	04 A-E	↓	855	↓	↓	X	X	X						
GP26-05	GP26	5	05 A-E		935	soil	5	X	X	X				X		
GP26-08	↓	8	06 A-E		940	↓	↓									
GP26-09		9	07 A-E		945											
GP26-12.0		12	08 A-E		950	↓	↓	X	X	X						
GP26-20071012	↓	—	09 A-D	↓	955	water	4	X	X	X						* If sample vol is enough
02MW09-20071012	02MW09	—	10 A-D		1157		4	X	X	X						* SAA
02MW10-20071012	02MW10	—	11 A-D		1117		4	X	X	X						* SAA
02MW11-20071012	02MW11	—	12 A-D		1320		4	X	X	X						
02MW12-20071012	02MW12	—	13 A-D	↓	1400	↓	4	X	X	X						

	SIGNATURE	PRINT NAME	COMPANY	DATE	TIME
Relinquished by:	Suzanne Reilly	Suzanne Reilly	SES	10/12/07	230
Received by:		Nhan Phan	FBI	10/12/07	2:30
Relinquished by:					
Received by:			Samples received at	4 °C	

Friedman & Bruya, Inc.
3012 16th Avenue West
Seattle, WA 98119-2029
Ph. (206) 285-8282
Fax (206) 283-5044

FRIEDMAN & BRUYA, INC.

ENVIRONMENTAL CHEMISTS

James E. Bruya, Ph.D.
Charlene Morrow, M.S.
Yelena Aravkina, M.S.
Bradley T. Benson, B.S.
Kurt Johnson, B.S.

3012 16th Avenue West
Seattle, WA 98119-2029
TEL: (206) 285-8282
FAX: (206) 283-5044
e-mail: fbi@isomedia.com

December 13, 2007

Dee Gardner, Project Manager
Sound Environmental Strategies Corporation
2400 Airport Way S., Suite 200
Seattle, WA 98134-2020

Dear Ms. Gardner:

Included are the results from the testing of material submitted on December 5, 2007 from the TOC_01-600_20071205 WORFDB1, F&BI 712046 project. There are 22 pages included in this report. Any samples that may remain are currently scheduled for disposal in 30 days. If you would like us to return your samples or arrange for long term storage at our offices, please contact us as soon as possible.

We appreciate this opportunity to be of service to you and hope you will call if you should have any questions.

Sincerely,

FRIEDMAN & BRUYA, INC.



Michael Erdahl
Project Manager

Enclosures
c: Mark Chandler
SOU1213R.DOC

CASE NARRATIVE

This case narrative encompasses samples received on December 5, 2007 by Friedman & Bruya, Inc. from the Sound Environmental Strategies Corporation TOC_01-600_20071205 WORFDB1, F&BI 712046 project. Samples were logged in under the laboratory ID's listed below.

Laboratory ID	Sound Environmental Strategies Corporation
712046-01	B73-05
712046-02	B73-10
712046-03	B73-12.5
712046-04	B73-15
712046-05	B73-17.5
712046-06	B73-20
712046-07	B74-05
712046-08	B74-10
712046-09	B74-12.5
712046-10	B74-15

All quality control requirements were acceptable.

Date of Report: 12/13/07
Date Received: 12/05/07
Project: TOC_01-600_20071205 WORFDB1, F&BI 712046
Date Extracted: 12/06/07
Date Analyzed: 12/06/07

RESULTS FROM THE ANALYSIS OF THE SOIL SAMPLES FOR TOTAL PETROLEUM HYDROCARBONS AS GASOLINE USING METHOD NWTPH-Gx

Results Reported on a Dry Weight Basis
Results Reported as mg/kg (ppm)

Sample ID Laboratory ID	Gasoline Range	Surrogate (% Recovery) (Limit 50-150)
B73-15 712046-04	<2	106
B73-20 712046-06	<2	106
B74-05 712046-07	<2	60
B74-10 712046-08	<2	108
B74-12.5 712046-09	<2	116
Method Blank	<2	119

Date of Report: 12/13/07
Date Received: 12/05/07
Project: TOC_01-600_20071205 WORFDB1, F&BI 712046
Date Extracted: 12/10/07
Date Analyzed: 12/10/07

RESULTS FROM THE ANALYSIS OF THE SOIL SAMPLES FOR TOTAL PETROLEUM HYDROCARBONS AS DIESEL AND MOTOR OIL USING METHOD NWTPH-Dx

Results Reported on a Dry Weight Basis
Results Reported as mg/kg (ppm)

Sample ID Laboratory ID	Diesel Range (C_{10}-C_{25})	Motor Oil Range (C_{25}-C_{36})	Surrogate (% Recovery) (Limit 67-127)
B73-15 712046-04	<50	<250	91
B73-20 712046-06	<50	<250	92
B74-05 712046-07	<50	<250	97
B74-10 712046-08	<50	<250	90
B74-12.5 712046-09	<50	<250	90
Method Blank	<50	<250	89

Analysis For Total Metals By EPA Method 200.8

Client ID:	B73-15	Client:	Sound Environmental Strategies
Date Received:	12/05/07	Project:	TOC_01-600_20071205 WORFDB1
Date Extracted:	12/07/07	Lab ID:	712046-04
Date Analyzed:	12/07/07	Data File:	712046-04.061
Matrix:	Soil	Instrument:	ICPMS1
Units:	mg/kg (ppm)	Operator:	hr

Internal Standard:	% Recovery:	Lower Limit:	Upper Limit:
Bismuth	105	60	125

Analyte:	Concentration mg/kg (ppm)
Lead	2.61

Analysis For Total Metals By EPA Method 200.8

Client ID:	B73-20	Client:	Sound Environmental Strategies
Date Received:	12/05/07	Project:	TOC_01-600_20071205 WORFDB1
Date Extracted:	12/07/07	Lab ID:	712046-06
Date Analyzed:	12/07/07	Data File:	712046-06.063
Matrix:	Soil	Instrument:	ICPMS1
Units:	mg/kg (ppm)	Operator:	hr

Internal Standard:	% Recovery:	Lower Limit:	Upper Limit:
Bismuth	101	60	125

Analyte:	Concentration mg/kg (ppm)
Lead	2.39

Analysis For Total Metals By EPA Method 200.8

Client ID:	B74-05	Client:	Sound Environmental Strategies
Date Received:	12/05/07	Project:	TOC_01-600_20071205 WORFDB1
Date Extracted:	12/07/07	Lab ID:	712046-07
Date Analyzed:	12/07/07	Data File:	712046-07.064
Matrix:	Soil	Instrument:	ICPMS1
Units:	mg/kg (ppm)	Operator:	hr

Internal Standard:	% Recovery:	Lower Limit:	Upper Limit:
Bismuth	102	60	125

Analyte:	Concentration mg/kg (ppm)
Lead	2.99

Analysis For Total Metals By EPA Method 200.8

Client ID:	B74-10	Client:	Sound Environmental Strategies
Date Received:	12/05/07	Project:	TOC_01-600_20071205 WORFDB1
Date Extracted:	12/07/07	Lab ID:	712046-08
Date Analyzed:	12/07/07	Data File:	712046-08.065
Matrix:	Soil	Instrument:	ICPMS1
Units:	mg/kg (ppm)	Operator:	hr

Internal Standard:	% Recovery:	Lower Limit:	Upper Limit:
Bismuth	107	60	125

Analyte:	Concentration mg/kg (ppm)
Lead	2.11

Analysis For Total Metals By EPA Method 200.8

Client ID:	B74-12.5	Client:	Sound Environmental Strategies
Date Received:	12/05/07	Project:	TOC_01-600_20071205 WORFDB1
Date Extracted:	12/07/07	Lab ID:	712046-09
Date Analyzed:	12/07/07	Data File:	712046-09.066
Matrix:	Soil	Instrument:	ICPMS1
Units:	mg/kg (ppm)	Operator:	hr

Internal Standard:	% Recovery:	Lower Limit:	Upper Limit:
Bismuth	99	60	125

Analyte:	Concentration mg/kg (ppm)
Lead	4.89

Analysis For Total Metals By EPA Method 200.8

Client ID:	Method Blank	Client:	Sound Environmental Strategies
Date Received:	NA	Project:	TOC_01-600_20071205 WORFDB1
Date Extracted:	12/07/07	Lab ID:	I7-461 mb
Date Analyzed:	12/07/07	Data File:	I7-461 mb.044
Matrix:	Soil	Instrument:	ICPMS1
Units:	mg/kg (ppm)	Operator:	hr

Internal Standard:	% Recovery:	Lower Limit:	Upper Limit:
Bismuth	112	60	125

Analyte:	Concentration mg/kg (ppm)
Lead	<1

Analysis For Volatile Compounds By EPA Method 8260B

Client Sample ID:	B73-15	Client:	Sound Environmental Strategies
Date Received:	12/05/07	Project:	TOC_01-600_20071205 WORFDB1
Date Extracted:	12/06/07	Lab ID:	712046-04
Date Analyzed:	12/06/07	Data File:	120605.D
Matrix:	Soil	Instrument:	GCMS5
Units:	mg/kg (ppm)	Operator:	MB

Surrogates:	% Recovery:	Lower Limit:	Upper Limit:
Dibromofluoromethane	88	32	147
1,2-Dichloroethane-d4	95	35	150
Toluene-d8	89	35	149
4-Bromofluorobenzene	100	15	196

Compounds:	Concentration mg/kg (ppm)	Compounds:	Concentration mg/kg (ppm)
Ethanol	<50	1,1,2-Trichloroethane	<0.05
Dichlorodifluoromethane	<0.5	2-Hexanone	<0.5
Chloromethane	<0.05	1,3-Dichloropropane	<0.05
Vinyl chloride	<0.05	Tetrachloroethene	<0.025
Bromomethane	<0.5	Dibromochloromethane	<0.05
Chloroethane	<0.5	1,2-Dibromoethane (EDB)	<0.05
Trichlorofluoromethane	<0.5	Chlorobenzene	<0.05
Acetone	<0.5	Ethylbenzene	<0.05
1,1-Dichloroethene	<0.05	1,1,1,2-Tetrachloroethane	<0.05
Methylene chloride	<0.5	m,p-Xylene	<0.1
t-Butyl alcohol (TBA)	<3	o-Xylene	<0.05
Methyl t-butyl ether (MTBE)	<0.05	Styrene	<0.05
trans-1,2-Dichloroethene	<0.05	Isopropylbenzene	<0.05
Diisopropyl ether (DIPE)	<0.05	Bromoform	<0.05
1,1-Dichloroethane	<0.05	n-Propylbenzene	<0.05
Ethyl t-butyl ether (ETBE)	<0.05	Bromobenzene	<0.05
2,2-Dichloropropane	<0.05	1,3,5-Trimethylbenzene	<0.05
cis-1,2-Dichloroethene	<0.05	1,1,2,2-Tetrachloroethane	<0.05
Chloroform	<0.05	1,2,3-Trichloropropane	<0.05
2-Butanone (MEK)	<0.5	2-Chlorotoluene	<0.05
t-Amyl methyl ether (TAME)	<0.05	4-Chlorotoluene	<0.05
1,2-Dichloroethane (EDC)	<0.05	tert-Butylbenzene	<0.05
1,1,1-Trichloroethane	<0.05	1,2,4-Trimethylbenzene	<0.05
1,1-Dichloropropene	<0.05	sec-Butylbenzene	<0.05
Carbon Tetrachloride	<0.05	p-Isopropyltoluene	<0.05
Benzene	<0.03	1,3-Dichlorobenzene	<0.05
Trichloroethene	<0.03	1,4-Dichlorobenzene	<0.05
1,2-Dichloropropane	<0.05	1,2-Dichlorobenzene	<0.05
Bromodichloromethane	<0.05	1,2-Dibromo-3-chloropropane	<0.05
Dibromomethane	<0.05	1,2,4-Trichlorobenzene	<0.1
4-Methyl-2-pentanone	<0.5	Hexachlorobutadiene	<0.1
cis-1,3-Dichloropropene	<0.05	Naphthalene	<0.05
Toluene	<0.05	1,2,3-Trichlorobenzene	<0.05
trans-1,3-Dichloropropene	<0.05		

Analysis For Volatile Compounds By EPA Method 8260B

Client Sample ID:	B73-20	Client:	Sound Environmental Strategies
Date Received:	12/05/07	Project:	TOC_01-600_20071205 WORFDB1
Date Extracted:	12/06/07	Lab ID:	712046-06
Date Analyzed:	12/06/07	Data File:	120606.D
Matrix:	Soil	Instrument:	GCMS5
Units:	mg/kg (ppm)	Operator:	MB

Surrogates:	% Recovery:	Lower Limit:	Upper Limit:
Dibromofluoromethane	88	32	147
1,2-Dichloroethane-d4	98	35	150
Toluene-d8	85	35	149
4-Bromofluorobenzene	105	15	196

Compounds:	Concentration mg/kg (ppm)	Compounds:	Concentration mg/kg (ppm)
Ethanol	<50	1,1,2-Trichloroethane	<0.05
Dichlorodifluoromethane	<0.5	2-Hexanone	<0.5
Chloromethane	<0.05	1,3-Dichloropropane	<0.05
Vinyl chloride	<0.05	Tetrachloroethene	<0.025
Bromomethane	<0.5	Dibromochloromethane	<0.05
Chloroethane	<0.5	1,2-Dibromoethane (EDB)	<0.05
Trichlorofluoromethane	<0.5	Chlorobenzene	<0.05
Acetone	<0.5	Ethylbenzene	<0.05
1,1-Dichloroethene	<0.05	1,1,1,2-Tetrachloroethane	<0.05
Methylene chloride	<0.5	m,p-Xylene	<0.1
t-Butyl alcohol (TBA)	<3	o-Xylene	<0.05
Methyl t-butyl ether (MTBE)	<0.05	Styrene	<0.05
trans-1,2-Dichloroethene	<0.05	Isopropylbenzene	<0.05
Diisopropyl ether (DIPE)	<0.05	Bromoform	<0.05
1,1-Dichloroethane	<0.05	n-Propylbenzene	<0.05
Ethyl t-butyl ether (ETBE)	<0.05	Bromobenzene	<0.05
2,2-Dichloropropane	<0.05	1,3,5-Trimethylbenzene	<0.05
cis-1,2-Dichloroethene	<0.05	1,1,2,2-Tetrachloroethane	<0.05
Chloroform	<0.05	1,2,3-Trichloropropane	<0.05
2-Butanone (MEK)	<0.5	2-Chlorotoluene	<0.05
t-Amyl methyl ether (TAME)	<0.05	4-Chlorotoluene	<0.05
1,2-Dichloroethane (EDC)	<0.05	tert-Butylbenzene	<0.05
1,1,1-Trichloroethane	<0.05	1,2,4-Trimethylbenzene	<0.05
1,1-Dichloropropene	<0.05	sec-Butylbenzene	<0.05
Carbon Tetrachloride	<0.05	p-Isopropyltoluene	<0.05
Benzene	<0.03	1,3-Dichlorobenzene	<0.05
Trichloroethene	<0.03	1,4-Dichlorobenzene	<0.05
1,2-Dichloropropane	<0.05	1,2-Dichlorobenzene	<0.05
Bromodichloromethane	<0.05	1,2-Dibromo-3-chloropropane	<0.05
Dibromomethane	<0.05	1,2,4-Trichlorobenzene	<0.1
4-Methyl-2-pentanone	<0.5	Hexachlorobutadiene	<0.1
cis-1,3-Dichloropropene	<0.05	Naphthalene	<0.05
Toluene	<0.05	1,2,3-Trichlorobenzene	<0.05
trans-1,3-Dichloropropene	<0.05		

Analysis For Volatile Compounds By EPA Method 8260B

Client Sample ID:	B74-05	Client:	Sound Environmental Strategies
Date Received:	12/05/07	Project:	TOC_01-600_20071205 WORFDB1
Date Extracted:	12/06/07	Lab ID:	712046-07
Date Analyzed:	12/06/07	Data File:	120607.D
Matrix:	Soil	Instrument:	GCMS5
Units:	mg/kg (ppm)	Operator:	MB

Surrogates:	% Recovery:	Lower Limit:	Upper Limit:
Dibromofluoromethane	96	32	147
1,2-Dichloroethane-d4	105	35	150
Toluene-d8	95	35	149
4-Bromofluorobenzene	108	15	196

Compounds:	Concentration mg/kg (ppm)	Compounds:	Concentration mg/kg (ppm)
Ethanol	<50	1,1,2-Trichloroethane	<0.05
Dichlorodifluoromethane	<0.5	2-Hexanone	<0.5
Chloromethane	<0.05	1,3-Dichloropropane	<0.05
Vinyl chloride	<0.05	Tetrachloroethene	<0.025
Bromomethane	<0.5	Dibromochloromethane	<0.05
Chloroethane	<0.5	1,2-Dibromoethane (EDB)	<0.05
Trichlorofluoromethane	<0.5	Chlorobenzene	<0.05
Acetone	<0.5	Ethylbenzene	<0.05
1,1-Dichloroethene	<0.05	1,1,1,2-Tetrachloroethane	<0.05
Methylene chloride	<0.5	m,p-Xylene	<0.1
t-Butyl alcohol (TBA)	<3	o-Xylene	<0.05
Methyl t-butyl ether (MTBE)	<0.05	Styrene	<0.05
trans-1,2-Dichloroethene	<0.05	Isopropylbenzene	<0.05
Diisopropyl ether (DIPE)	<0.05	Bromoform	<0.05
1,1-Dichloroethane	<0.05	n-Propylbenzene	<0.05
Ethyl t-butyl ether (ETBE)	<0.05	Bromobenzene	<0.05
2,2-Dichloropropane	<0.05	1,3,5-Trimethylbenzene	<0.05
cis-1,2-Dichloroethene	<0.05	1,1,2,2-Tetrachloroethane	<0.05
Chloroform	<0.05	1,2,3-Trichloropropane	<0.05
2-Butanone (MEK)	<0.5	2-Chlorotoluene	<0.05
t-Amyl methyl ether (TAME)	<0.05	4-Chlorotoluene	<0.05
1,2-Dichloroethane (EDC)	<0.05	tert-Butylbenzene	<0.05
1,1,1-Trichloroethane	<0.05	1,2,4-Trimethylbenzene	<0.05
1,1-Dichloropropene	<0.05	sec-Butylbenzene	<0.05
Carbon Tetrachloride	<0.05	p-Isopropyltoluene	<0.05
Benzene	<0.03	1,3-Dichlorobenzene	<0.05
Trichloroethene	<0.03	1,4-Dichlorobenzene	<0.05
1,2-Dichloropropane	<0.05	1,2-Dichlorobenzene	<0.05
Bromodichloromethane	<0.05	1,2-Dibromo-3-chloropropane	<0.05
Dibromomethane	<0.05	1,2,4-Trichlorobenzene	<0.1
4-Methyl-2-pentanone	<0.5	Hexachlorobutadiene	<0.1
cis-1,3-Dichloropropene	<0.05	Naphthalene	<0.05
Toluene	<0.05	1,2,3-Trichlorobenzene	<0.05
trans-1,3-Dichloropropene	<0.05		

Analysis For Volatile Compounds By EPA Method 8260B

Client Sample ID:	B74-10	Client:	Sound Environmental Strategies
Date Received:	12/05/07	Project:	TOC_01-600_20071205 WORFDB1
Date Extracted:	12/06/07	Lab ID:	712046-08
Date Analyzed:	12/06/07	Data File:	120608.D
Matrix:	Soil	Instrument:	GCMS5
Units:	mg/kg (ppm)	Operator:	MB

Surrogates:	% Recovery:	Lower Limit:	Upper Limit:
Dibromofluoromethane	103	32	147
1,2-Dichloroethane-d4	111	35	150
Toluene-d8	102	35	149
4-Bromofluorobenzene	121	15	196

Compounds:	Concentration mg/kg (ppm)	Compounds:	Concentration mg/kg (ppm)
Ethanol	<50	1,1,2-Trichloroethane	<0.05
Dichlorodifluoromethane	<0.5	2-Hexanone	<0.5
Chloromethane	<0.05	1,3-Dichloropropane	<0.05
Vinyl chloride	<0.05	Tetrachloroethene	<0.025
Bromomethane	<0.5	Dibromochloromethane	<0.05
Chloroethane	<0.5	1,2-Dibromoethane (EDB)	<0.05
Trichlorofluoromethane	<0.5	Chlorobenzene	<0.05
Acetone	<0.5	Ethylbenzene	<0.05
1,1-Dichloroethene	<0.05	1,1,1,2-Tetrachloroethane	<0.05
Methylene chloride	<0.5	m,p-Xylene	<0.1
t-Butyl alcohol (TBA)	<3	o-Xylene	<0.05
Methyl t-butyl ether (MTBE)	<0.05	Styrene	<0.05
trans-1,2-Dichloroethene	<0.05	Isopropylbenzene	<0.05
Diisopropyl ether (DIPE)	<0.05	Bromoform	<0.05
1,1-Dichloroethane	<0.05	n-Propylbenzene	<0.05
Ethyl t-butyl ether (ETBE)	<0.05	Bromobenzene	<0.05
2,2-Dichloropropane	<0.05	1,3,5-Trimethylbenzene	<0.05
cis-1,2-Dichloroethene	<0.05	1,1,2,2-Tetrachloroethane	<0.05
Chloroform	<0.05	1,2,3-Trichloropropane	<0.05
2-Butanone (MEK)	<0.5	2-Chlorotoluene	<0.05
t-Amyl methyl ether (TAME)	<0.05	4-Chlorotoluene	<0.05
1,2-Dichloroethane (EDC)	<0.05	tert-Butylbenzene	<0.05
1,1,1-Trichloroethane	<0.05	1,2,4-Trimethylbenzene	<0.05
1,1-Dichloropropene	<0.05	sec-Butylbenzene	<0.05
Carbon Tetrachloride	<0.05	p-Isopropyltoluene	<0.05
Benzene	<0.03	1,3-Dichlorobenzene	<0.05
Trichloroethene	<0.03	1,4-Dichlorobenzene	<0.05
1,2-Dichloropropane	<0.05	1,2-Dichlorobenzene	<0.05
Bromodichloromethane	<0.05	1,2-Dibromo-3-chloropropane	<0.05
Dibromomethane	<0.05	1,2,4-Trichlorobenzene	<0.1
4-Methyl-2-pentanone	<0.5	Hexachlorobutadiene	<0.1
cis-1,3-Dichloropropene	<0.05	Naphthalene	<0.05
Toluene	<0.05	1,2,3-Trichlorobenzene	<0.05
trans-1,3-Dichloropropene	<0.05		

Analysis For Volatile Compounds By EPA Method 8260B

Client Sample ID:	B74-12.5	Client:	Sound Environmental Strategies
Date Received:	12/05/07	Project:	TOC_01-600_20071205 WORFDB1
Date Extracted:	12/06/07	Lab ID:	712046-09
Date Analyzed:	12/06/07	Data File:	120609.D
Matrix:	Soil	Instrument:	GCMS5
Units:	mg/kg (ppm)	Operator:	MB

Surrogates:	% Recovery:	Lower Limit:	Upper Limit:
Dibromofluoromethane	106	32	147
1,2-Dichloroethane-d4	105	35	150
Toluene-d8	109	35	149
4-Bromofluorobenzene	159	15	196

Compounds:	Concentration mg/kg (ppm)	Compounds:	Concentration mg/kg (ppm)
Ethanol	<50	1,1,2-Trichloroethane	<0.05
Dichlorodifluoromethane	<0.5	2-Hexanone	<0.5
Chloromethane	<0.05	1,3-Dichloropropane	<0.05
Vinyl chloride	<0.05	Tetrachloroethene	<0.025
Bromomethane	<0.5	Dibromochloromethane	<0.05
Chloroethane	<0.5	1,2-Dibromoethane (EDB)	<0.05
Trichlorofluoromethane	<0.5	Chlorobenzene	<0.05
Acetone	<0.5	Ethylbenzene	<0.05
1,1-Dichloroethene	<0.05	1,1,1,2-Tetrachloroethane	<0.05
Methylene chloride	<0.5	m,p-Xylene	<0.1
t-Butyl alcohol (TBA)	<3	o-Xylene	<0.05
Methyl t-butyl ether (MTBE)	<0.05	Styrene	<0.05
trans-1,2-Dichloroethene	<0.05	Isopropylbenzene	<0.05
Diisopropyl ether (DIPE)	<0.05	Bromoform	<0.05
1,1-Dichloroethane	<0.05	n-Propylbenzene	<0.05
Ethyl t-butyl ether (ETBE)	<0.05	Bromobenzene	<0.05
2,2-Dichloropropane	<0.05	1,3,5-Trimethylbenzene	<0.05
cis-1,2-Dichloroethene	<0.05	1,1,2,2-Tetrachloroethane	<0.05
Chloroform	<0.05	1,2,3-Trichloropropane	<0.05
2-Butanone (MEK)	<0.5	2-Chlorotoluene	<0.05
t-Amyl methyl ether (TAME)	<0.05	4-Chlorotoluene	<0.05
1,2-Dichloroethane (EDC)	<0.05	tert-Butylbenzene	<0.05
1,1,1-Trichloroethane	<0.05	1,2,4-Trimethylbenzene	<0.05
1,1-Dichloropropene	<0.05	sec-Butylbenzene	<0.05
Carbon Tetrachloride	<0.05	p-Isopropyltoluene	<0.05
Benzene	<0.03	1,3-Dichlorobenzene	<0.05
Trichloroethene	<0.03	1,4-Dichlorobenzene	<0.05
1,2-Dichloropropane	<0.05	1,2-Dichlorobenzene	<0.05
Bromodichloromethane	<0.05	1,2-Dibromo-3-chloropropane	<0.05
Dibromomethane	<0.05	1,2,4-Trichlorobenzene	<0.1
4-Methyl-2-pentanone	<0.5	Hexachlorobutadiene	<0.1
cis-1,3-Dichloropropene	<0.05	Naphthalene	<0.05
Toluene	<0.05	1,2,3-Trichlorobenzene	<0.05
trans-1,3-Dichloropropene	<0.05		

Analysis For Volatile Compounds By EPA Method 8260B

Client Sample ID:	Method Blank	Client:	Sound Environmental Strategies
Date Received:	Not Applicable	Project:	TOC_01-600_20071205 WORFDB1
Date Extracted:	12/06/07	Lab ID:	071971 mb
Date Analyzed:	12/06/07	Data File:	120604.D
Matrix:	Soil	Instrument:	GCMS5
Units:	mg/kg (ppm)	Operator:	MB

Surrogates:	% Recovery:	Lower Limit:	Upper Limit:
Dibromofluoromethane	93	32	147
1,2-Dichloroethane-d4	96	35	150
Toluene-d8	94	35	149
4-Bromofluorobenzene	119	15	196

Compounds:	Concentration mg/kg (ppm)	Compounds:	Concentration mg/kg (ppm)
Ethanol	<50	1,1,2-Trichloroethane	<0.05
Dichlorodifluoromethane	<0.5	2-Hexanone	<0.5
Chloromethane	<0.05	1,3-Dichloropropane	<0.05
Vinyl chloride	<0.05	Tetrachloroethene	<0.025
Bromomethane	<0.5	Dibromochloromethane	<0.05
Chloroethane	<0.5	1,2-Dibromoethane (EDB)	<0.05
Trichlorofluoromethane	<0.5	Chlorobenzene	<0.05
Acetone	<0.5	Ethylbenzene	<0.05
1,1-Dichloroethene	<0.05	1,1,1,2-Tetrachloroethane	<0.05
Methylene chloride	<0.5	m,p-Xylene	<0.1
t-Butyl alcohol (TBA)	<3	o-Xylene	<0.05
Methyl t-butyl ether (MTBE)	<0.05	Styrene	<0.05
trans-1,2-Dichloroethene	<0.05	Isopropylbenzene	<0.05
Diisopropyl ether (DIPE)	<0.05	Bromoform	<0.05
1,1-Dichloroethane	<0.05	n-Propylbenzene	<0.05
Ethyl t-butyl ether (ETBE)	<0.05	Bromobenzene	<0.05
2,2-Dichloropropane	<0.05	1,3,5-Trimethylbenzene	<0.05
cis-1,2-Dichloroethene	<0.05	1,1,2,2-Tetrachloroethane	<0.05
Chloroform	<0.05	1,2,3-Trichloropropane	<0.05
2-Butanone (MEK)	<0.5	2-Chlorotoluene	<0.05
t-Amyl methyl ether (TAME)	<0.05	4-Chlorotoluene	<0.05
1,2-Dichloroethane (EDC)	<0.05	tert-Butylbenzene	<0.05
1,1,1-Trichloroethane	<0.05	1,2,4-Trimethylbenzene	<0.05
1,1-Dichloropropene	<0.05	sec-Butylbenzene	<0.05
Carbon Tetrachloride	<0.05	p-Isopropyltoluene	<0.05
Benzene	<0.03	1,3-Dichlorobenzene	<0.05
Trichloroethene	<0.03	1,4-Dichlorobenzene	<0.05
1,2-Dichloropropane	<0.05	1,2-Dichlorobenzene	<0.05
Bromodichloromethane	<0.05	1,2-Dibromo-3-chloropropane	<0.05
Dibromomethane	<0.05	1,2,4-Trichlorobenzene	<0.1
4-Methyl-2-pentanone	<0.5	Hexachlorobutadiene	<0.1
cis-1,3-Dichloropropene	<0.05	Naphthalene	<0.05
Toluene	<0.05	1,2,3-Trichlorobenzene	<0.05
trans-1,3-Dichloropropene	<0.05		

Date of Report: 12/13/07
Date Received: 12/05/07
Project: TOC_01-600_20071205 WORFDB1, F&BI 712046

QUALITY ASSURANCE RESULTS FOR THE ANALYSIS OF SOIL SAMPLES FOR TOTAL PETROLEUM HYDROCARBONS AS GASOLINE USING METHOD NWTPH-Gx

Laboratory Code: 712047-05 (Duplicate)

Analyte	Reporting Units	Sample Result	Duplicate Result	Relative Percent Difference (Limit 20)
Gasoline	mg/kg (ppm)	<2	<2	nm

Laboratory Code: Laboratory Control Sample

Analyte	Reporting Units	Spike Level	Percent Recovery LCS	Acceptance Criteria
Gasoline	mg/kg (ppm)	20	88	70-130

Date of Report: 12/13/07
Date Received: 12/05/07
Project: TOC_01-600_20071205 WORFDB1, F&BI 712046

QUALITY ASSURANCE RESULTS FROM THE ANALYSIS OF SOIL SAMPLES FOR TOTAL PETROLEUM HYDROCARBONS AS DIESEL EXTENDED USING METHOD NWTPH-Dx

Laboratory Code: 712046-04 (Matrix Spike)

Analyte	Reporting Units	Spike Level	Sample Result (Wet wt)	Percent Recovery MS	Percent Recovery MSD	Acceptance Criteria	RPD (Limit 20)
Diesel Extended	mg/kg (ppm)	5,000	<50	107	102	69-125	5

Laboratory Code: Laboratory Control Sample

Analyte	Reporting Units	Spike Level	Percent Recovery LCS	Acceptance Criteria
Diesel Extended	mg/kg (ppm)	5,000	100	70-127

Date of Report: 12/13/07
Date Received: 12/05/07
Project: TOC_01-600_20071205 WORFDB1, F&BI 712046

QUALITY ASSURANCE RESULTS FOR THE ANALYSIS OF SOIL SAMPLES FOR TOTAL METALS USING EPA METHOD 200.8

Laboratory Code: 711396-02 (Duplicate)

Analyte	Reporting Units	Sample Result	Duplicate Result	Relative Percent Difference	Acceptance Criteria
Lead	mg/kg (ppm)	9.17	8.86	3	0-20

Laboratory Code: 711396-02 (Matrix Spike)

Analyte	Reporting Units	Spike Level	Sample Result	Percent Recovery MS	Acceptance Criteria
Lead	mg/kg (ppm)	50	9.17	99	50-150

Laboratory Code: Laboratory Control Sample

Analyte	Reporting Units	Spike Level	Percent Recovery LCS	Acceptance Criteria
Lead	mg/kg (ppm)	50	104	70-130

Date of Report: 12/13/07
Date Received: 12/05/07
Project: TOC_01-600_20071205 WORFDB1, F&BI 712046

QUALITY ASSURANCE RESULTS FOR THE ANALYSIS OF SOIL SAMPLES FOR VOLATILES BY EPA METHOD 8260B

Laboratory Code: 712046-04 (Duplicate)

Analyte	Reporting Units	Sample Result	Duplicate Result	Relative Percent Difference (Limit 20)
Ethanol	mg/kg (ppm)	<50	<50	nm
Dichlorodifluoromethane	mg/kg (ppm)	<0.05	<0.05	nm
Chloromethane	mg/kg (ppm)	<0.05	<0.05	nm
Vinyl chloride	mg/kg (ppm)	<0.05	<0.05	nm
Bromomethane	mg/kg (ppm)	<0.5	<0.5	nm
Chloroethane	mg/kg (ppm)	<0.5	<0.5	nm
Trichlorofluoromethane	mg/kg (ppm)	<0.5	<0.5	nm
Acetone	mg/kg (ppm)	<0.5	<0.5	nm
1,1-Dichloroethene	mg/kg (ppm)	<0.05	<0.05	nm
Methylene chloride	mg/kg (ppm)	<0.5	<0.5	nm
t-Butyl alcohol (TBA)	mg/kg (ppm)	<3	<3	nm
Methyl t-butyl ether (MTBE)	mg/kg (ppm)	<0.05	<0.05	nm
trans-1,2-Dichloroethene	mg/kg (ppm)	<0.05	<0.05	nm
Diisopropyl ether (DIPE)	mg/kg(ppm)	<0.05	<0.05	nm
1,1-Dichloroethane	mg/kg (ppm)	<0.05	<0.05	nm
Ethyl t-butyl ether (ETBE)	mg/kg (ppm)	<0.05	<0.05	nm
2,2-Dichloropropane	mg/kg (ppm)	<0.05	<0.05	nm
cis-1,2-Dichloroethene	mg/kg (ppm)	<0.05	<0.05	nm
Chloroform	mg/kg (ppm)	<0.05	<0.05	nm
2-Butanone (MEK)	mg/kg (ppm)	<0.5	<0.5	nm
t-Amyl methyl ether (TAME)	mg/kg (ppm)	<0.05	<0.05	nm
1,2-Dichloroethane (EDC)	mg/kg (ppm)	<0.05	<0.05	nm
1,1,1-Trichloroethane	mg/kg (ppm)	<0.05	<0.05	nm
1,1-Dichloropropene	mg/kg (ppm)	<0.05	<0.05	nm
Carbon Tetrachloride	mg/kg (ppm)	<0.05	<0.05	nm
Benzene	mg/kg (ppm)	<0.03	<0.03	nm
Trichloroethene	mg/kg (ppm)	<0.03	<0.03	nm
1,2-Dichloropropane	mg/kg (ppm)	<0.05	<0.05	nm
Bromodichloromethane	mg/kg (ppm)	<0.05	<0.05	nm
Dibromomethane	mg/kg (ppm)	<0.05	<0.05	nm
4-Methyl-2-pentanone	mg/kg (ppm)	<0.5	<0.5	nm
cis-1,3-Dichloropropene	mg/kg (ppm)	<0.05	<0.05	nm
Toluene	mg/kg (ppm)	<0.05	<0.05	nm
trans-1,3-Dichloropropene	mg/kg (ppm)	<0.05	<0.05	nm
1,1,2-Trichloroethane	mg/kg (ppm)	<0.05	<0.05	nm
2-Hexanone	mg/kg (ppm)	<0.5	<0.5	nm
1,3-Dichloropropane	mg/kg (ppm)	<0.05	<0.05	nm
Tetrachloroethene	mg/kg (ppm)	<0.025	<0.025	nm
Dibromochloromethane	mg/kg (ppm)	<0.05	<0.05	nm
1,2-Dibromoethane (EDB)	mg/kg (ppm)	<0.05	<0.05	nm
Chlorobenzene	mg/kg (ppm)	<0.05	<0.05	nm
Ethylbenzene	mg/kg (ppm)	<0.05	<0.05	nm
1,1,1,2-Tetrachloroethane	mg/kg (ppm)	<0.05	<0.05	nm
m,p-Xylene	mg/kg (ppm)	<0.1	<0.1	nm
o-Xylene	mg/kg (ppm)	<0.05	<0.05	nm
Styrene	mg/kg (ppm)	<0.05	<0.05	nm
Isopropylbenzene	mg/kg (ppm)	<0.05	<0.05	nm
Bromoform	mg/kg (ppm)	<0.05	<0.05	nm
n-Propylbenzene	mg/kg (ppm)	<0.05	<0.05	nm
Bromobenzene	mg/kg (ppm)	<0.05	<0.05	nm
1,3,5-Trimethylbenzene	mg/kg (ppm)	<0.05	<0.05	nm
1,1,2,2-Tetrachloroethane	mg/kg (ppm)	<0.05	<0.05	nm
1,2,3-Trichloropropane	mg/kg (ppm)	<0.05	<0.05	nm
2-Chlorotoluene	mg/kg (ppm)	<0.05	<0.05	nm
4-Chlorotoluene	mg/kg (ppm)	<0.05	<0.05	nm
tert-Butylbenzene	mg/kg (ppm)	<0.05	<0.05	nm
1,2,4-Trimethylbenzene	mg/kg (ppm)	<0.05	<0.05	nm
sec-Butylbenzene	mg/kg (ppm)	<0.05	<0.05	nm
p-Isopropyltoluene	mg/kg (ppm)	<0.05	<0.05	nm
1,3-Dichlorobenzene	mg/kg (ppm)	<0.05	<0.05	nm
1,4-Dichlorobenzene	mg/kg (ppm)	<0.05	<0.05	nm
1,2-Dichlorobenzene	mg/kg (ppm)	<0.05	<0.05	nm
1,2-Dibromo-3-chloropropane	mg/kg (ppm)	<0.05	<0.05	nm
1,2,4-Trichlorobenzene	mg/kg (ppm)	<0.1	<0.1	nm
Hexachlorobutadiene	mg/kg (ppm)	<0.1	<0.1	nm
Naphthalene	mg/kg (ppm)	<0.05	<0.05	nm
1,2,3-Trichlorobenzene	mg/kg (ppm)	<0.1	<0.1	nm

Date of Report: 12/13/07
Date Received: 12/05/07
Project: TOC_01-600_20071205 WORFDB1, F&BI 712046

QUALITY ASSURANCE RESULTS FOR THE ANALYSIS OF SOIL SAMPLES FOR VOLATILES BY EPA METHOD 8260B

Laboratory Code: 712046-04 (Matrix Spike)

Analyte	Reporting Units	Spike Level	Sample Result	Percent Recovery MS	Acceptance Criteria
Ethanol	mg/kg (ppm)	125	<50	105	50-150
Dichlorodifluoromethane	mg/kg (ppm)	2.5	<0.05	37	24-139
Chloromethane	mg/kg (ppm)	2.5	<0.05	58	30-153
Vinyl chloride	mg/kg (ppm)	2.5	<0.05	65	41-150
Bromomethane	mg/kg (ppm)	2.5	<0.5	76	54-150
Chloroethane	mg/kg (ppm)	2.5	<0.5	91	36-161
Trichlorofluoromethane	mg/kg (ppm)	2.5	<0.5	83	46-164
Acetone	mg/kg (ppm)	2.5	<0.5	106	47-157
1,1-Dichloroethene	mg/kg (ppm)	2.5	<0.05	87	22-144
Methylene chloride	mg/kg (ppm)	2.5	<0.5	99	38-149
t-Butyl alcohol (TBA)	mg/kg (ppm)	12.5	<3	97	48-153
Methyl t-butyl ether (MTBE)	mg/kg (ppm)	2.5	<0.05	86	55-139
trans-1,2-Dichloroethene	mg/kg (ppm)	2.5	<0.05	91	53-138
Diisopropyl ether (DIPE)	mg/kg (ppm)	2.5	<0.05	92	66-140
1,1-Dichloroethane	mg/kg (ppm)	2.5	<0.05	95	65-125
Ethyl t-butyl ether (ETBE)	mg/kg (ppm)	2.5	<0.05	90	61-144
2,2-Dichloropropane	mg/kg (ppm)	2.5	<0.05	92	26-153
cis-1,2-Dichloroethene	mg/kg (ppm)	2.5	<0.05	95	59-140
Chloroform	mg/kg (ppm)	2.5	<0.05	94	67-126
2-Butanone (MEK)	mg/kg (ppm)	2.5	<0.5	95	40-160
t-Amyl methyl ether (TAME)	mg/kg (ppm)	2.5	<0.05	97	63-144
1,2-Dichloroethane (EDC)	mg/kg (ppm)	2.5	<0.05	102	68-127
1,1,1-Trichloroethane	mg/kg (ppm)	2.5	<0.05	94	61-134
1,1-Dichloropropene	mg/kg (ppm)	2.5	<0.05	95	59-128
Carbon Tetrachloride	mg/kg (ppm)	2.5	<0.05	92	54-138
Benzene	mg/kg (ppm)	2.5	<0.03	96	61-129
Trichloroethene	mg/kg (ppm)	2.5	<0.03	96	61-132
1,2-Dichloropropane	mg/kg (ppm)	2.5	<0.05	100	69-129
Bromodichloromethane	mg/kg (ppm)	2.5	<0.05	101	56-138
Dibromomethane	mg/kg (ppm)	2.5	<0.05	97	65-135
4-Methyl-2-pentanone	mg/kg (ppm)	2.5	<0.5	110	62-145
cis-1,3-Dichloropropene	mg/kg (ppm)	2.5	<0.05	101	63-134
Toluene	mg/kg (ppm)	2.5	<0.05	105	59-137
trans-1,3-Dichloropropene	mg/kg (ppm)	2.5	<0.05	113	67-133
1,1,2-Trichloroethane	mg/kg (ppm)	2.5	<0.05	110	71-130
2-Hexanone	mg/kg (ppm)	2.5	<0.5	117	56-157
1,3-Dichloropropane	mg/kg (ppm)	2.5	<0.05	108	71-128
Tetrachloroethene	mg/kg (ppm)	2.5	<0.025	106	63-131
Dibromochloromethane	mg/kg (ppm)	2.5	<0.05	92	58-132
1,2-Dibromoethane (EDB)	mg/kg (ppm)	2.5	<0.05	106	71-132
Chlorobenzene	mg/kg (ppm)	2.5	<0.05	104	65-125
Ethylbenzene	mg/kg (ppm)	2.5	<0.05	106	69-130
1,1,1,2-Tetrachloroethane	mg/kg (ppm)	2.5	<0.05	108	69-129
m,p-Xylene	mg/kg (ppm)	5	<0.1	108	67-134
o-Xylene	mg/kg (ppm)	2.5	<0.05	110	73-130
Styrene	mg/kg (ppm)	2.5	<0.05	113	68-127
Isopropylbenzene	mg/kg (ppm)	2.5	<0.05	112	50-147
Bromoform	mg/kg (ppm)	2.5	<0.05	91	50-142
n-Propylbenzene	mg/kg (ppm)	2.5	<0.05	109	70-129
Bromobenzene	mg/kg (ppm)	2.5	<0.05	103	69-132
1,3,5-Trimethylbenzene	mg/kg (ppm)	2.5	<0.05	109	71-129
1,1,2,2-Tetrachloroethane	mg/kg (ppm)	2.5	<0.05	105	64-138
1,2,3-Trichloropropane	mg/kg (ppm)	2.5	<0.05	104	66-133
2-Chlorotoluene	mg/kg (ppm)	2.5	<0.05	105	69-125
4-Chlorotoluene	mg/kg (ppm)	2.5	<0.05	106	68-126
tert-Butylbenzene	mg/kg (ppm)	2.5	<0.05	108	70-128
1,2,4-Trimethylbenzene	mg/kg (ppm)	2.5	<0.05	110	71-130
sec-Butylbenzene	mg/kg (ppm)	2.5	<0.05	111	58-136
p-Isopropyltoluene	mg/kg (ppm)	2.5	<0.05	113	70-131
1,3-Dichlorobenzene	mg/kg (ppm)	2.5	<0.05	106	70-125
1,4-Dichlorobenzene	mg/kg (ppm)	2.5	<0.05	105	69-121
1,2-Dichlorobenzene	mg/kg (ppm)	2.5	<0.05	110	68-128
1,2-Dibromo-3-chloropropane	mg/kg (ppm)	2.5	<0.05	110	55-151
1,2,4-Trichlorobenzene	mg/kg (ppm)	2.5	<0.1	101	64-135
Hexachlorobutadiene	mg/kg (ppm)	2.5	<0.1	113	55-145
Naphthalene	mg/kg (ppm)	2.5	<0.05	97	53-155
1,2,3-Trichlorobenzene	mg/kg (ppm)	2.5	<0.1	105	55-152

Date of Report: 12/13/07
Date Received: 12/05/07
Project: TOC_01-600_20071205 WORFDB1, F&BI 712046

QUALITY ASSURANCE RESULTS FOR THE ANALYSIS OF SOIL SAMPLES FOR VOLATILES BY EPA METHOD 8260B

Laboratory Code: Laboratory Control Sample

Analyte	Reporting Units	Spike Level	Percent Recovery LCS	Acceptance Criteria
Ethanol	mg/kg (ppm)	125	83	10-193
Dichlorodifluoromethane	mg/kg (ppm)	2.5	47	29-163
Chloromethane	mg/kg (ppm)	2.5	71	28-147
Vinyl chloride	mg/kg (ppm)	2.5	74	38-143
Bromomethane	mg/kg (ppm)	2.5	75	32-163
Chloroethane	mg/kg (ppm)	2.5	105	10-165
Trichlorofluoromethane	mg/kg (ppm)	2.5	82	22-167
Acetone	mg/kg (ppm)	2.5	89	20-172
1,1-Dichloroethene	mg/kg (ppm)	2.5	86	42-140
Methylene chloride	mg/kg (ppm)	2.5	88	53-137
t-Butyl alcohol (TBA)	mg/kg (ppm)	12.5	88	56-144
Methyl t-butyl ether (MTBE)	mg/kg (ppm)	2.5	91	73-122
trans-1,2-Dichloroethene	mg/kg (ppm)	2.5	94	70-122
Diisopropyl ether (DIPE)	mg/kg (ppm)	2.5	99	78-123
1,1-Dichloroethane	mg/kg (ppm)	2.5	97	77-114
Ethyl t-butyl ether (ETBE)	mg/kg (ppm)	2.5	98	77-125
2,2-Dichloropropane	mg/kg (ppm)	2.5	99	65-135
cis-1,2-Dichloroethene	mg/kg (ppm)	2.5	97	77-120
Chloroform	mg/kg (ppm)	2.5	97	76-117
2-Butanone (MEK)	mg/kg (ppm)	2.5	94	52-153
t-Amyl methyl ether (TAME)	mg/kg (ppm)	2.5	102	77-128
1,2-Dichloroethane (EDC)	mg/kg (ppm)	2.5	102	76-116
1,1,1-Trichloroethane	mg/kg (ppm)	2.5	98	79-120
1,1-Dichloropropene	mg/kg (ppm)	2.5	98	76-123
Carbon Tetrachloride	mg/kg (ppm)	2.5	99	75-126
Benzene	mg/kg (ppm)	2.5	97	76-118
Trichloroethene	mg/kg (ppm)	2.5	98	75-121
1,2-Dichloropropane	mg/kg (ppm)	2.5	102	78-123
Bromodichloromethane	mg/kg (ppm)	2.5	104	79-126
Dibromomethane	mg/kg (ppm)	2.5	99	79-121
4-Methyl-2-pentanone	mg/kg (ppm)	2.5	109	52-151
cis-1,3-Dichloropropene	mg/kg (ppm)	2.5	104	80-127
Toluene	mg/kg (ppm)	2.5	105	76-122
trans-1,3-Dichloropropene	mg/kg (ppm)	2.5	114	80-126
1,1,2-Trichloroethane	mg/kg (ppm)	2.5	108	77-121
2-Hexanone	mg/kg (ppm)	2.5	113	67-126
1,3-Dichloropropane	mg/kg (ppm)	2.5	107	76-122
Tetrachloroethene	mg/kg (ppm)	2.5	105	77-124
Dibromochloromethane	mg/kg (ppm)	2.5	93	73-127
1,2-Dibromoethane (EDB)	mg/kg (ppm)	2.5	107	78-126
Chlorobenzene	mg/kg (ppm)	2.5	104	79-113
Ethylbenzene	mg/kg (ppm)	2.5	105	77-120
1,1,1,2-Tetrachloroethane	mg/kg (ppm)	2.5	109	79-125
m,p-Xylene	mg/kg (ppm)	5	108	79-121
o-Xylene	mg/kg (ppm)	2.5	110	80-123
Styrene	mg/kg (ppm)	2.5	111	81-124
Isopropylbenzene	mg/kg (ppm)	2.5	110	79-123
Bromoform	mg/kg (ppm)	2.5	91	65-124
n-Propylbenzene	mg/kg (ppm)	2.5	110	77-123
Bromobenzene	mg/kg (ppm)	2.5	106	78-122
1,3,5-Trimethylbenzene	mg/kg (ppm)	2.5	110	79-123
1,1,2,2-Tetrachloroethane	mg/kg (ppm)	2.5	105	73-121
1,2,3-Trichloropropane	mg/kg (ppm)	2.5	105	69-123
2-Chlorotoluene	mg/kg (ppm)	2.5	106	77-120
4-Chlorotoluene	mg/kg (ppm)	2.5	108	77-121
tert-Butylbenzene	mg/kg (ppm)	2.5	109	77-124
1,2,4-Trimethylbenzene	mg/kg (ppm)	2.5	110	78-123
sec-Butylbenzene	mg/kg (ppm)	2.5	110	77-122
p-Isopropyltoluene	mg/kg (ppm)	2.5	112	79-126
1,3-Dichlorobenzene	mg/kg (ppm)	2.5	106	78-119
1,4-Dichlorobenzene	mg/kg (ppm)	2.5	104	77-114
1,2-Dichlorobenzene	mg/kg (ppm)	2.5	109	78-120
1,2-Dibromo-3-chloropropane	mg/kg (ppm)	2.5	112	66-133
1,2,4-Trichlorobenzene	mg/kg (ppm)	2.5	100	71-129
Hexachlorobutadiene	mg/kg (ppm)	2.5	109	65-134
Naphthalene	mg/kg (ppm)	2.5	97	51-158
1,2,3-Trichlorobenzene	mg/kg (ppm)	2.5	102	37-182

Data Qualifiers & Definitions

a - The analyte was detected at a level less than five times the reporting limit. The RPD results may not provide reliable information on the variability of the analysis.

A1 – More than one compound of similar molecule structure was identified with equal probablility.

b - The analyte was spiked at a level that was less than five times that present in the sample. Matrix spike recoveries may not be meaningful.

ca - The calibration results for this range fell outside of acceptance criteria. The value reported is an estimate.

c - The presence of the analyte indicated may be due to carryover from previous sample injections.

d - The sample was diluted. Detection limits may be raised due to dilution.

ds - The sample was diluted. Detection limits are raised due to dilution and surrogate recoveries may not be meaningful.

dv - Insufficient sample was available to achieve normal reporting limits and limits are raised accordingly.

fb - The analyte indicated was found in the method blank. The result should be considered an estimate.

fc – The compound is a common laboratory and field contaminant.

fp – Compounds in the sample matrix interfered with quantitation of the analyte. The reported concentration may be a false positive.

hr - The sample and duplicate were reextracted and reanalyzed. RPD results were still outside of control limits. The variability is attributed to sample inhomogeneity.

ht - The sample was extracted outside of holding time. Results should be considered estimates.

ip - Recovery fell outside of normal control limits. Compounds in the sample matrix interfered with the quantitation of the analyte.

j – The result is below normal reporting limits. The value reported is an estimate.

J - The internal standard associated with the analyte is out of control limits. The reported concentration is an estimate.

jl - The analyte result in the laboratory control sample is out of control limits. The reported concentration should be considered an estimate.

jr - The rpd result in laboratory control sample associated with the analyte is out of control limits. The reported concentration should be considered an estimate.

lc - The presence of the compound indicated is likely due to laboratory contamination.

L - The reported concentration was generated from a library search.

nm - The analyte was not detected in one or more of the duplicate analyses. Therefore, calculation of the RPD is not applicable.

pc – The sample was received in a container not approved by the method. The value reported should be considered an estimate.

pr – The sample was received with incorrect preservation. The value reported should be considered an estimate.

ve - The value reported exceeded the calibration range established for the analyte. The reported concentration should be considered an estimate.

vo - The value reported fell outside the control limits established for this analyte.

x - The pattern of peaks present is not indicative of diesel.

y - The pattern of peaks present is not indicative of motor oil.

712046

SAMPLE CHAIN OF CUSTODY

ME 12/05/07

BI3/V54

Page # 1 of 1

Send Report To Dee Gardner

Company Sound Env. Strategies

Address 2400 Airport Wy S

City, State, ZIP Seattle WA

Phone # 206 306 1900 Fax # 206 306 1907

SAMPLERS (signature)

PROJECT NAME/NO. ~~B~~ TOC Holdings Co. 01-600 Seattle Terminal

PO #

REMARKS

GEMS Y / N

TURNAROUND TIME
- ☒ Standard (2 Weeks)
- ☐ RUSH
- Rush charges authorized by:

SAMPLE DISPOSAL
- ☐ Dispose after 30 days
- ☐ Return samples
- ☐ Will call with instructions

Sample ID	Sample Location	Sample Depth	Lab ID	Date Sampled	Time Sampled	Matrix	# of jars	ANALYSES REQUESTED: NWTPH-Dx	NWTPH-Gx	BTEX by 8021B	VOC's by 8260	SVOC's by 8270	RCRA-8 Metals	Total Pb	Lab Pb	Notes
B73-05	B73	5	01 A-E	12/5/07	1100	Soil	5								X	sample label B73-5 @ 12/5
B73-10	B73	10	02 A-E		1105										X	
B73-12.5	B73	12.5	03 A-E		1107										X	
B73-15	B73	15	04 A-E		1110			X	X	X	X			X		
B73-17.5	B73	17.5	05 A-E		1115										X	
B73-20	B73	20	06 A-E		1120			X	X	X	X			X		
B74-05	B74	5	07 A-E		1325			X	X	X	X			X		sample label B74-5 @ 12/5
B74-10	B74	10	08 A-E		1330			X	X	X	X			X		
B74-12.5	B74	12.5	09 A-E		1340			X	X	X	X			X		
B74-15	B74	15	10 A-E		1350											

Friedman & Bruya, Inc.
3012 16th Avenue West
Seattle, WA 98119-2029
Ph. (206) 285-8282
Fax (206) 283-5044

	SIGNATURE	PRINT NAME	COMPANY	DATE	TIME
Relinquished by:		Cassandra Dijstelbergen	SES	12/5/07	1410
Received by:		Nhan Phan	FEBI	12/5/07	2:10
Relinquished by:					
Received by:			Samples received at 11	°C	

FORMS\COC\SESGEMSR1.DOC (Revision 1)

FRIEDMAN & BRUYA, INC.

ENVIRONMENTAL CHEMISTS

James E. Bruya, Ph.D.
Charlene Morrow, M.S.
Yelena Aravkina, M.S.
Bradley T. Benson, B.S.
Kurt Johnson, B.S.

3012 16th Avenue West
Seattle, WA 98119-2029
TEL: (206) 285-8282
FAX: (206) 283-5044
e-mail: fbi@isomedia.com

June 9, 2011

Tim Brown, Project Manager
SoundEarth Strategies
2811 Fairview Ave. East, Suite 2000
Seattle, WA 98102

Dear Mr. Brown:

Included are the results from the testing of material submitted on June 8, 2011 from the TOC_01-600_20110608 WORFDB5, F&BI 106103 project. There are 6 pages included in this report. Any samples that may remain are currently scheduled for disposal in 30 days. If you would like us to return your samples or arrange for long term storage at our offices, please contact us as soon as possible.

We appreciate this opportunity to be of service to you and hope you will call if you should have any questions.

Sincerely,

FRIEDMAN & BRUYA, INC.



Michael Erdahl
Project Manager

Enclosures
c: Mark Chandler, Jessica Brown, Audrey Hackett, Pete Kingston, Jennifer Cyr
SOU0609R.DOC

CASE NARRATIVE

This case narrative encompasses samples received on June 8, 2011 by Friedman & Bruya, Inc. from the SoundEarth Strategies TOC_01-600_20110608 WORFDB5, F&BI 106103 project. Samples were logged in under the laboratory ID's listed below.

Laboratory ID	SoundEarth Strategies
106103-01	UST10-BTM01-08
106103-02	UST10-BTM02-08
106103-03	UST10-WSW-06
106103-04	UST10-NSW-06
106103-05	UST10-ESW-06
106103-06	UST10-SSW-06

All quality control requirements were acceptable.

Date of Report: 06/09/11
Date Received: 06/08/11
Project: TOC_01-600_20110608 WORFDB5, F&BI 106103
Date Extracted: 06/08/11
Date Analyzed: 06/08/11

RESULTS FROM THE ANALYSIS OF SOIL SAMPLES FOR BENZENE, TOLUENE, ETHYLBENZENE, XYLENES AND TPH AS GASOLINE USING EPA METHOD 8021B AND NWTPH-Gx

Results Reported on a Dry Weight Basis
Results Reported as mg/kg (ppm)

Sample ID Laboratory ID	Benzene	Toluene	Ethyl Benzene	Total Xylenes	Gasoline Range	Surrogate (% Recovery) (Limit 50-132)
UST10-BTM01-08 106103-01	<0.02	<0.02	<0.02	<0.06	9.6	76
UST10-BTM02-08 106103-02	<0.02	<0.02	<0.02	<0.06	13	60
UST10-WSW-06 106103-03	<0.02	<0.02	<0.02	<0.06	<2	73
UST10-NSW-06 106103-04	<0.02	<0.02	<0.02	<0.06	<2	62
UST10-ESW-06 106103-05	<0.02	<0.02	<0.02	<0.06	2.4	72
UST10-SSW-06 106103-06	<0.02	<0.02	<0.02	<0.06	<2	66
Method Blank 01-1062 MB	<0.02	<0.02	<0.02	<0.06	<2	76

Date of Report: 06/09/11
Date Received: 06/08/11
Project: TOC_01-600_20110608 WORFDB5, F&BI 106103
Date Extracted: 06/08/11
Date Analyzed: 06/08/11

RESULTS FROM THE ANALYSIS OF SOIL SAMPLES FOR TOTAL PETROLEUM HYDROCARBONS AS DIESEL AND MOTOR OIL USING METHOD NWTPH-Dx

Results Reported on a Dry Weight Basis
Results Reported as mg/kg (ppm)

Sample ID Laboratory ID	Diesel Range (C_{10}-C_{25})	Motor Oil Range (C_{25}-C_{36})	Surrogate (% Recovery) (Limit 53-144)
UST10-BTM01-08 106103-01	150	<100	115
UST10-BTM02-08 106103-02	<50	<100	117
UST10-WSW-06 106103-03	<50	<100	117
UST10-NSW-06 106103-04	<50	<100	118
UST10-ESW-06 106103-05	<50	<100	120
UST10-SSW-06 106103-06	<50	<100	118
Method Blank 01-1059 MB	<50	<100	144

Date of Report: 06/09/11
Date Received: 06/08/11
Project: TOC_01-600_20110608 WORFDB5, F&BI 106103

QUALITY ASSURANCE RESULTS FOR THE ANALYSIS OF SOIL SAMPLES FOR BENZENE, TOLUENE, ETHYLBENZENE, XYLENES, AND TPH AS GASOLINE USING EPA METHOD 8021B AND NWTPH-Gx

Laboratory Code: 106104-02 (Duplicate)

Analyte	Reporting Units	(Wet Wt) Sample Result	(Wet Wt) Duplicate Result	Relative Percent Difference (Limit 20)
Benzene	mg/kg (ppm)	<0.02	<0.02	nm
Toluene	mg/kg (ppm)	<0.02	<0.02	nm
Ethylbenzene	mg/kg (ppm)	<0.02	<0.02	nm
Xylenes	mg/kg (ppm)	<0.06	<0.06	nm
Gasoline	mg/kg (ppm)	<2	<2	nm

Laboratory Code: Laboratory Control Sample

Analyte	Reporting Units	Spike Level	Percent Recovery LCS	Acceptance Criteria
Benzene	mg/kg (ppm)	0.5	94	66-121
Toluene	mg/kg (ppm)	0.5	99	72-128
Ethylbenzene	mg/kg (ppm)	0.5	109	69-132
Xylenes	mg/kg (ppm)	1.5	108	69-131
Gasoline	mg/kg (ppm)	20	115	61-153

Date of Report: 06/09/11
Date Received: 06/08/11
Project: TOC_01-600_20110608 WORFDB5, F&BI 106103

QUALITY ASSURANCE RESULTS FROM THE ANALYSIS OF SOIL SAMPLES FOR TOTAL PETROLEUM HYDROCARBONS AS DIESEL EXTENDED USING METHOD NWTPH-Dx

Laboratory Code: 106095-02 (Matrix Spike)

Analyte	Reporting Units	Spike Level	(Wet wt) Sample Result	Percent Recovery MS	Percent Recovery MSD	Acceptance Criteria	RPD (Limit 20)
Diesel Extended	mg/kg (ppm)	5,000	<50	125	121	63-146	3

Laboratory Code: Laboratory Control Sample

Analyte	Reporting Units	Spike Level	Percent Recovery LCS	Acceptance Criteria
Diesel Extended	mg/kg (ppm)	5,000	125	79-144

Data Qualifiers & Definitions

a - The analyte was detected at a level less than five times the reporting limit. The RPD results may not provide reliable information on the variability of the analysis.

A1 – More than one compound of similar molecule structure was identified with equal probability.

b - The analyte was spiked at a level that was less than five times that present in the sample. Matrix spike recoveries may not be meaningful.

ca - The calibration results for this range fell outside of acceptance criteria. The value reported is an estimate.

c - The presence of the analyte indicated may be due to carryover from previous sample injections.

d - The sample was diluted. Detection limits may be raised due to dilution.

ds - The sample was diluted. Detection limits are raised due to dilution and surrogate recoveries may not be meaningful.

dv - Insufficient sample was available to achieve normal reporting limits and limits are raised accordingly.

fb - Analyte present in the blank and the sample.

fc – The compound is a common laboratory and field contaminant.

hr - The sample and duplicate were reextracted and reanalyzed. RPD results were still outside of control limits. The variability is attributed to sample inhomogeneity.

ht - Analysis performed outside the method or client-specified holding time requirement.

ip - Recovery fell outside of normal control limits. Compounds in the sample matrix interfered with the quantitation of the analyte.

j – The result is below normal reporting limits. The value reported is an estimate.

J - The internal standard associated with the analyte is out of control limits. The reported concentration is an estimate.

jl - The analyte result in the laboratory control sample is out of control limits. The reported concentration should be considered an estimate.

jr - The rpd result in laboratory control sample associated with the analyte is out of control limits. The reported concentration should be considered an estimate.

js - The surrogate associated with the analyte is out of control limits. The reported concentration should be considered an estimate.

lc - The presence of the compound indicated is likely due to laboratory contamination.

L - The reported concentration was generated from a library search.

nm - The analyte was not detected in one or more of the duplicate analyses. Therefore, calculation of the RPD is not applicable.

pc – The sample was received in a container not approved by the method. The value reported should be considered an estimate.

pr – The sample was received with incorrect preservation. The value reported should be considered an estimate.

ve - Estimated concentration calculated for an analyte response above the valid instrument calibration range. A dilution is required to obtain an accurate quantification of the analyte.

vo - The value reported fell outside the control limits established for this analyte.

x - The sample chromatographic pattern does not resemble the fuel standard used for quantitation.

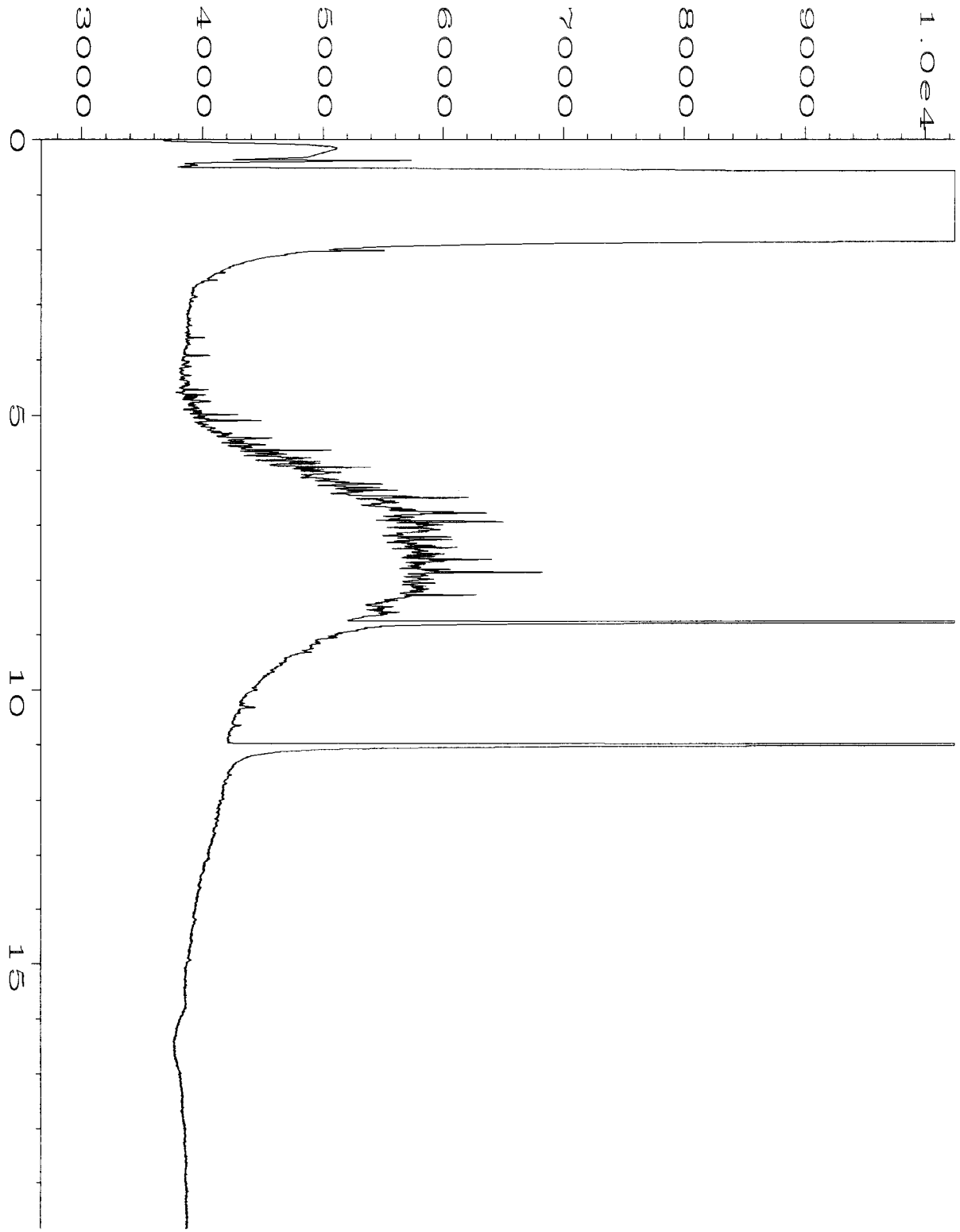

Data File Name	: C:\HPCHEM\6\DATA\06-08-11\006F0301.D		
Operator	: ML	Page Number	: 1
Instrument	: GC #6	Vial Number	: 6
Sample Name	: 106103-01	Injection Number	: 1
Run Time Bar Code:		Sequence Line	: 3
Acquired on	: 08 Jun 11 10:35 AM	Instrument Method	: TPHD.MTH
Report Created on	: 09 Jun 11 09:44 AM	Analysis Method	: TPHD.MTH



Data File Name : C:\HPCHEM\6\DATA\06-08-11\007F0301.D
Operator : ML
Instrument : GC #6
Sample Name : 106103-02
Run Time Bar Code:
Acquired on : 08 Jun 11 10:58 AM
Report Created on: 09 Jun 11 09:44 AM

Page Number : 1
Vial Number : 7
Injection Number : 1
Sequence Line : 3
Instrument Method: TPHD.MTH
Analysis Method : TPHD.MTH



Data File Name	: C:\HPCHEM\6\DATA\06-08-11\008F0301.D		
Operator	: ML	Page Number	: 1
Instrument	: GC #6	Vial Number	: 8
Sample Name	: 106103-03	Injection Number	: 1
Run Time Bar Code:		Sequence Line	: 3
Acquired on	: 08 Jun 11 11:24 AM	Instrument Method	: TPHD.MTH
Report Created on	: 09 Jun 11 09:44 AM	Analysis Method	: TPHD.MTH



Data File Name	: C:\HPCHEM\6\DATA\06-08-11\009F0301.D		
Operator	: ML	Page Number	: 1
Instrument	: GC #6	Vial Number	: 9
Sample Name	: 106103-04	Injection Number	: 1
Run Time Bar Code:		Sequence Line	: 3
Acquired on	: 08 Jun 11 11:49 AM	Instrument Method	: TPHD.MTH
Report Created on	: 09 Jun 11 09:44 AM	Analysis Method	: TPHD.MTH



Data File Name	: C:\HPCHEM\6\DATA\06-08-11\010F0301.D		
Operator	: ML	Page Number	: 1
Instrument	: GC #6	Vial Number	: 10
Sample Name	: 106103-05	Injection Number	: 1
Run Time Bar Code:		Sequence Line	: 3
Acquired on	: 08 Jun 11 12:15 PM	Instrument Method	: TPHD.MTH
Report Created on:	09 Jun 11 09:44 AM	Analysis Method	: TPHD.MTH



Data File Name	: C:\HPCHEM\6\DATA\06-08-11\011F0301.D		
Operator	: ML	Page Number	: 1
Instrument	: GC #6	Vial Number	: 11
Sample Name	: 106103-06	Injection Number	: 1
Run Time Bar Code:		Sequence Line	: 3
Acquired on	: 08 Jun 11 12:41 PM	Instrument Method	: TPHD.MTH
Report Created on	: 09 Jun 11 09:44 AM	Analysis Method	: TPHD.MTH

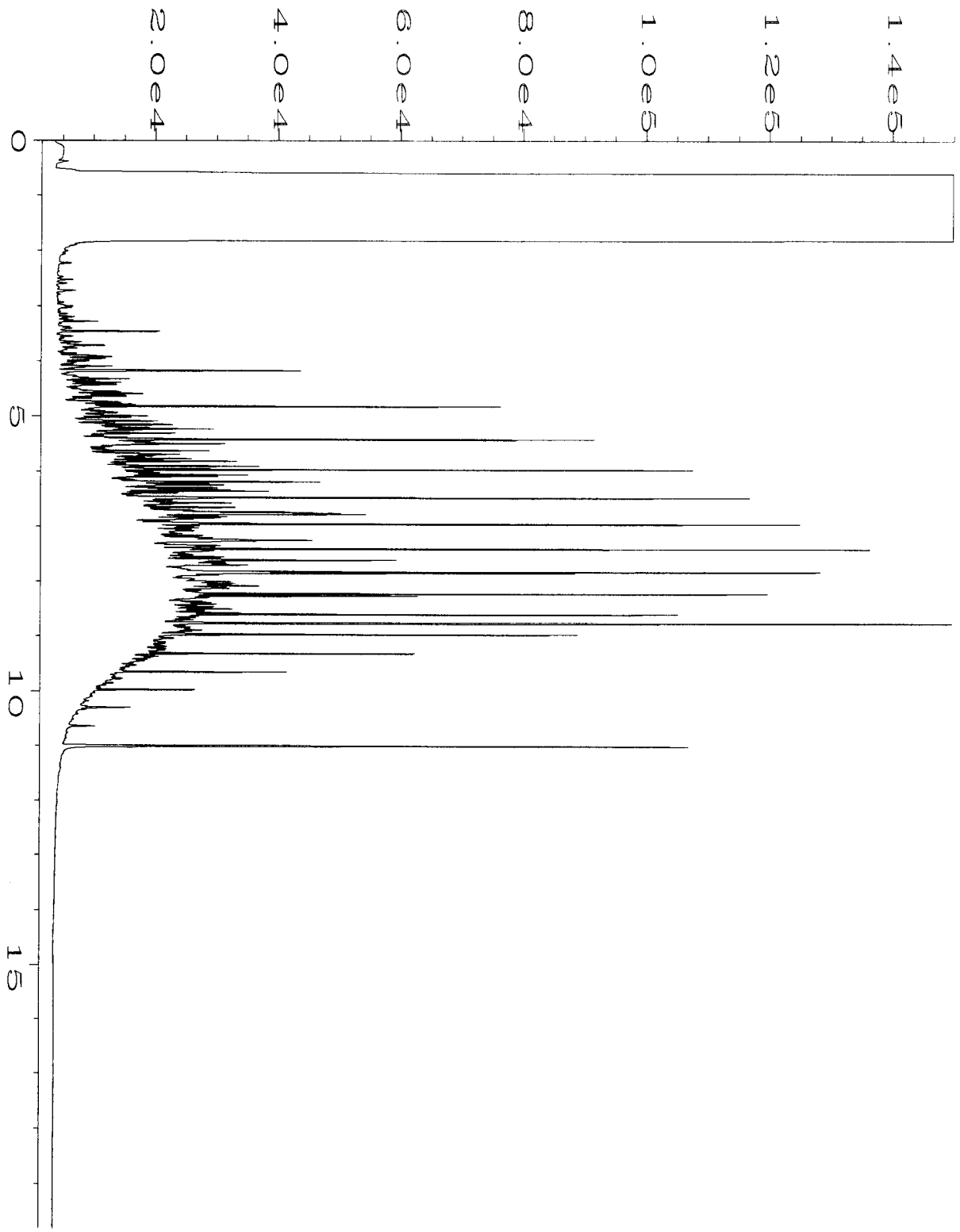

Data File Name	: C:\HPCHEM\6\DATA\06-08-11\003F0201.D		
Operator	: ML	Page Number	: 1
Instrument	: GC #6	Vial Number	: 3
Sample Name	: 500 WADF 35-58C	Injection Number	: 1
Run Time Bar Code:		Sequence Line	: 2
Acquired on	: 08 Jun 11 10:07 AM	Instrument Method	: TPHD.MTH
Report Created on:	09 Jun 11 09:43 AM	Analysis Method	: TPHD.MTH



Data File Name	: C:\HPCHEM\6\DATA\06-08-11\018F0501.D		
Operator	: ML	Page Number	: 1
Instrument	: GC #6	Vial Number	: 18
Sample Name	: 01-1063 mb	Injection Number	: 1
Run Time Bar Code:		Sequence Line	: 5
Acquired on	: 08 Jun 11 04:58 PM	Instrument Method	: TPHD.MTH
Report Created on	: 09 Jun 11 09:44 AM	Analysis Method	: TPHD.MTH

106103

SAMPLE CHAIN OF CUSTODY

ME 06/08/11

VSI/C03

Page # 1 of 1

Send Report To Tim Brown, cc: Pete Kingston, Jessica Brown, Jennifer Cyr & Audrey Hackett

Company SoundEarth Strategies

Address 2811 Fairview Ave E. Suite 2000

City, State, ZIP Seattle, WA 98102

Phone # 206-306-1900 Fax # 206-306-1907

SAMPLERS (signature)

PROJECT NAME / NO. TOC Holdings Co Facility No. 01-600 Seattle Terminal

PO # 0440 004

REMARKS

TURNAROUND TIME

Standard (2 Weeks)

X RUSH ASAP

Rush charges authorized by:

SAMPLE DISPOSAL

Dispose after 30 days

Return samples

Will call with instructions

Sample ID	Sample Location	Sample Depth	Lab ID	Time ~~Date~~ JB Sampled	Date ~~Time~~ JB Sampled	Matrix	# of jars	GRPH/BTEX by NWTPH-Gx /8021B	DRPH/ORPH by NWTPH-Dx	Notes
VSTIO-BTM01-06	BTM01	8	01 A-F	0845	6.8.11	S	6	X	X	1" Product
VSTIO-BTM02-06	BTM02	8	02	0921	6.8.11			X	X	2" Product
VSTIO-WSW-06	WSW	6	03	0932	6.8.11			X	X	
VSTIO-NSW-06	NSW	6	04	0935	6.8.11	JB	JB	X	X	
VSTIO-ESW-06	ESW	6	05	0939	6.8.11			X	X	
VSTIO-SSW-06	SSW	6	06	0944	6.8.11			X	X	

JB 6.8.11

Friedman & Bruya, Inc.
3012 16th Avenue West
Seattle, WA 98119-2029
Ph. (206) 285-8282
Fax (206) 283-5044

SIGNATURE	PRINT NAME	COMPANY	DATE	TIME
Relinquished by:	Jessica Brown	SEG	6/8/11	0951
Received by:	Matt Langston	FBEC	6/8/11	0951
Relinquished by:				
Received by:		Samples received at 4 °C		

FRIEDMAN & BRUYA, INC.

ENVIRONMENTAL CHEMISTS

James E. Bruya, Ph.D.
Charlene Morrow, M.S.
Yelena Aravkina, M.S.
Bradley T. Benson, B.S.
Kurt Johnson, B.S.

3012 16th Avenue West
Seattle, WA 98119-2029
TEL: (206) 285-8282
FAX: (206) 283-5044
e-mail: fbi@isomedia.com

June 10, 2011

Tim Brown, Project Manager
SoundEarth Strategies
2811 Fairview Ave. East, Suite 2000
Seattle, WA 98102

Dear Mr. Brown:

Included are the results from the testing of material submitted on June 8, 2011 from the TOC_01-600_20110608 WORFDB5, F&BI 106105 project. There are 14 pages included in this report. Any samples that may remain are currently scheduled for disposal in 30 days. If you would like us to return your samples or arrange for long term storage at our offices, please contact us as soon as possible.

We appreciate this opportunity to be of service to you and hope you will call if you should have any questions.

Sincerely,

FRIEDMAN & BRUYA, INC.



Michael Erdahl
Project Manager

Enclosures
c: Mark Chandler, Jessica Brown, Audrey Hackett, Pete Kingston, Jennifer Cyr
SOU0610R.DOC

CASE NARRATIVE

This case narrative encompasses samples received on June 8, 2011 by Friedman & Bruya, Inc. from the SoundEarth Strategies TOC_01-600_20110608 WORFDB5, F&BI 106105 project. Samples were logged in under the laboratory ID's listed below.

Laboratory ID	SoundEarth Strategies
106105-01	SP02-S-02
106105-02	SP02-W-01
106105-03	SP02-E-02

All quality control requirements were acceptable.

Date of Report: 06/10/11
Date Received: 06/08/11
Project: TOC_01-600_20110608 WORFDB5, F&BI 106105
Date Extracted: 06/08/11
Date Analyzed: 06/08/11

RESULTS FROM THE ANALYSIS OF SOIL SAMPLES FOR BENZENE, TOLUENE, ETHYLBENZENE, XYLENES AND TPH AS GASOLINE USING EPA METHOD 8021B AND NWTPH-Gx

Results Reported on a Dry Weight Basis
Results Reported as mg/kg (ppm)

Sample ID Laboratory ID	Benzene	Toluene	Ethyl Benzene	Total Xylenes	Gasoline Range	Surrogate (% Recovery) (Limit 50-132)
SP02-S-02 Comp 106105-01-03	<0.02	<0.02	<0.02	<0.06	<2	64
Method Blank 01-1062 MB	<0.02	<0.02	<0.02	<0.06	<2	76

Date of Report: 06/10/11
Date Received: 06/08/11
Project: TOC_01-600_20110608 WORFDB5, F&BI 106105
Date Extracted: 06/08/11
Date Analyzed: 06/08/11

RESULTS FROM THE ANALYSIS OF SOIL SAMPLES FOR TOTAL PETROLEUM HYDROCARBONS AS DIESEL AND MOTOR OIL USING METHOD NWTPH-Dx

Results Reported on a Dry Weight Basis
Results Reported as mg/kg (ppm)

Sample ID Laboratory ID	Diesel Range (C_{10}-C_{25})	Motor Oil Range (C_{25}-C_{36})	Surrogate (% Recovery) (Limit 50-150)
SP02-S-02 Comp 106105-01-03	<50	<100	109
Method Blank 01-1063 MB	<50	<100	86

Analysis For Total Metals By EPA Method 200.8

Client ID:	SP02-S-02 Comp	Client:	SoundEarth Strategies
Date Received:	06/08/11	Project:	TOC_01-600_20110608 WORFDB5
Date Extracted:	06/09/11	Lab ID:	106105-01-03
Date Analyzed:	06/09/11	Data File:	106105-01-03.010
Matrix:	Soil	Instrument:	ICPMS1
Units:	mg/kg (ppm)	Operator:	AP

Internal Standard:	% Recovery:	Lower Limit:	Upper Limit:
Germanium	101	60	125
Indium	90	60	125
Holmium	94	60	125

Analyte:	Concentration mg/kg (ppm)
Chromium	8.95
Arsenic	4.87
Selenium	<1
Silver	<1
Cadmium	<1
Barium	27.0
Lead	7.81

Analysis For Total Metals By EPA Method 200.8

Client ID:	Method Blank	Client:	SoundEarth Strategies
Date Received:	NA	Project:	TOC_01-600_20110608 WORFDB5
Date Extracted:	06/09/11	Lab ID:	I1-388 mb
Date Analyzed:	06/09/11	Data File:	I1-388 mb.008
Matrix:	Soil	Instrument:	ICPMS1
Units:	mg/kg (ppm)	Operator:	AP

Internal Standard:	% Recovery:	Lower Limit:	Upper Limit:
Germanium	92	60	125
Indium	89	60	125
Holmium	94	60	125

Analyte:	Concentration mg/kg (ppm)
Chromium	<1
Arsenic	<1
Selenium	<1
Silver	<1
Cadmium	<1
Barium	<1
Lead	<1

Date of Report: 06/10/11
Date Received: 06/08/11
Project: TOC_01-600_20110608 WORFDB5, F&BI 106105
Date Extracted: 06/09/11
Date Analyzed: 06/09/11

RESULTS FROM THE ANALYSIS OF THE SOIL SAMPLES FOR TOTAL MERCURY USING EPA METHOD 1631E

Results Reported on a Dry Weight Basis
Results Reported as mg/kg (ppm)

Sample ID Laboratory ID	Total Mercury
SP02-S-02 Comp 106105-01-03	<0.1
Method Blank	<0.1

Analysis For Volatile Compounds By EPA Method 8260C

Client Sample ID:	SP02-S-02 Comp	Client:	SoundEarth Strategies
Date Received:	06/08/11	Project:	TOC_01-600_20110608 WORFDB5
Date Extracted:	06/08/11	Lab ID:	106105-01-02-03
Date Analyzed:	06/08/11	Data File:	060821.D
Matrix:	Soil	Instrument:	GCMS5
Units:	mg/kg (ppm)	Operator:	JS

Surrogates:	% Recovery:	Lower Limit:	Upper Limit:
1,2-Dichloroethane-d4	101	42	158
Toluene-d8	106	42	159
4-Bromofluorobenzene	110	36	160

Compounds:	Concentration mg/kg (ppm)
Methyl t-butyl ether (MTBE)	<0.05

Analysis For Volatile Compounds By EPA Method 8260C

Client Sample ID:	Method Blank	Client:	SoundEarth Strategies
Date Received:	NA	Project:	TOC_01-600_20110608 WORFDB5
Date Extracted:	06/08/11	Lab ID:	01-1001 mb
Date Analyzed:	06/08/11	Data File:	060820.D
Matrix:	Soil	Instrument:	GCMS5
Units:	mg/kg (ppm)	Operator:	JS

Surrogates:	% Recovery:	Lower Limit:	Upper Limit:
1,2-Dichloroethane-d4	104	42	158
Toluene-d8	112	42	159
4-Bromofluorobenzene	113	36	160

Compounds:	Concentration mg/kg (ppm)
Methyl t-butyl ether (MTBE)	<0.05

Date of Report: 06/10/11
Date Received: 06/08/11
Project: TOC_01-600_20110608 WORFDB5, F&BI 106105

QUALITY ASSURANCE RESULTS FOR THE ANALYSIS OF SOIL SAMPLES FOR BENZENE, TOLUENE, ETHYLBENZENE, XYLENES, AND TPH AS GASOLINE USING EPA METHOD 8021B AND NWTPH-Gx

Laboratory Code: 106104-02 (Duplicate)

Analyte	Reporting Units	(Wet Wt) Sample Result	(Wet Wt) Duplicate Result	Relative Percent Difference (Limit 20)
Benzene	mg/kg (ppm)	<0.02	<0.02	nm
Toluene	mg/kg (ppm)	<0.02	<0.02	nm
Ethylbenzene	mg/kg (ppm)	<0.02	<0.02	nm
Xylenes	mg/kg (ppm)	<0.06	<0.06	nm
Gasoline	mg/kg (ppm)	<2	<2	nm

Laboratory Code: Laboratory Control Sample

Analyte	Reporting Units	Spike Level	Percent Recovery LCS	Acceptance Criteria
Benzene	mg/kg (ppm)	0.5	94	66-121
Toluene	mg/kg (ppm)	0.5	99	72-128
Ethylbenzene	mg/kg (ppm)	0.5	109	69-132
Xylenes	mg/kg (ppm)	1.5	108	69-131
Gasoline	mg/kg (ppm)	20	115	61-153

Date of Report: 06/10/11
Date Received: 06/08/11
Project: TOC_01-600_20110608 WORFDB5, F&BI 106105

QUALITY ASSURANCE RESULTS FROM THE ANALYSIS OF SOIL SAMPLES FOR TOTAL PETROLEUM HYDROCARBONS AS DIESEL EXTENDED USING METHOD NWTPH-Dx

Laboratory Code: 106104-02 (Matrix Spike)

Analyte	Reporting Units	Spike Level	(Wet wt) Sample Result	Percent Recovery MS	Percent Recovery MSD	Acceptance Criteria	RPD (Limit 20)
Diesel Extended	mg/kg (ppm)	5,000	<50	95	94	64-133	1

Laboratory Code: Laboratory Control Sample

Analyte	Reporting Units	Spike Level	Percent Recovery LCS	Acceptance Criteria
Diesel Extended	mg/kg (ppm)	5,000	94	58-147

Date of Report: 06/10/11
Date Received: 06/08/11
Project: TOC_01-600_20110608 WORFDB5, F&BI 106105

QUALITY ASSURANCE RESULTS FOR THE ANALYSIS OF SOIL SAMPLES FOR TOTAL METALS USING EPA METHOD 200.8

Laboratory Code: 106111-05 (Matrix Spike)

Analyte	Reporting Units	Spike Level	Sample Result	Percent Recovery MS	Percent Recovery MSD	Acceptance Criteria	RPD (Limit 20)
Chromium	mg/kg (ppm)	50	18.0	102 b	98 b	51-132	4 b
Arsenic	mg/kg (ppm)	10	4.88	100 b	94 b	44-151	6 b
Selenium	mg/kg (ppm)	5	<1	91	89	52-128	2
Silver	mg/kg (ppm)	10	<1	109	107	69-125	2
Cadmium	mg/kg (ppm)	10	<1	109	107	83-120	2
Barium	mg/kg (ppm)	50	72.7	92 b	92 b	47-147	0 b
Lead	mg/kg (ppm)	50	17.9	107 b	113 b	65-126	5 b

Laboratory Code: Laboratory Control Sample

Analyte	Reporting Units	Spike Level	Percent Recovery LCS	Acceptance Criteria
Chromium	mg/kg (ppm)	50	108	79-125
Arsenic	mg/kg (ppm)	10	104	80-120
Selenium	mg/kg (ppm)	5	93	81-121
Silver	mg/kg (ppm)	10	109	84-117
Cadmium	mg/kg (ppm)	10	108	89-116
Barium	mg/kg (ppm)	50	102	88-113
Lead	mg/kg (ppm)	50	112	81-120

Date of Report: 06/10/11
Date Received: 06/08/11
Project: TOC_01-600_20110608 WORFDB5, F&BI 106105

QUALITY ASSURANCE RESULTS FOR THE ANALYSIS OF SOIL SAMPLES FOR TOTAL MERCURY USING EPA METHOD 1631E

Laboratory Code: 106111-05 (Matrix Spike)

Analyte	Reporting Units	Spike Level	Sample Result	Percent Recovery MS	Percent Recovery MSD	Acceptance Criteria	RPD (Limit 20)
Mercury	mg/kg (ppm)	0.125	<0.1	110	106	45-162	4

Laboratory Code: Laboratory Control Sample

Analyte	Reporting Units	Spike Level	Percent Recovery LCS	Acceptance Criteria
Mercury	mg/kg (ppm)	0.125	100	63-144

Date of Report: 06/10/11
Date Received: 06/08/11
Project: TOC_01-600_20110608 WORFDB5, F&BI 106105

QUALITY ASSURANCE RESULTS FOR THE ANALYSIS OF SOIL SAMPLES FOR VOLATILES BY EPA METHOD 8260C

Laboratory Code: 106089-02 (Matrix Spike)

Analyte	Reporting Units	Spike Level	Sample Result	Percent Recovery MS	Acceptance Criteria
Methyl t-butyl ether (MTBE)	mg/kg (ppm)	2.5	<0.05	89	39-139

Laboratory Code: Laboratory Control Sample

Analyte	Reporting Units	Spike Level	Percent Recovery LCS	Percent Recovery LCSD	Acceptance Criteria	RPD (Limit 20)
Methyl t-butyl ether (MTBE)	mg/kg (ppm)	2.5	88	85	62-124	3

Data Qualifiers & Definitions

a - The analyte was detected at a level less than five times the reporting limit. The RPD results may not provide reliable information on the variability of the analysis.

A1 – More than one compound of similar molecule structure was identified with equal probability.

b - The analyte was spiked at a level that was less than five times that present in the sample. Matrix spike recoveries may not be meaningful.

ca - The calibration results for this range fell outside of acceptance criteria. The value reported is an estimate.

c - The presence of the analyte indicated may be due to carryover from previous sample injections.

d - The sample was diluted. Detection limits may be raised due to dilution.

ds - The sample was diluted. Detection limits are raised due to dilution and surrogate recoveries may not be meaningful.

dv - Insufficient sample was available to achieve normal reporting limits and limits are raised accordingly.

fb - Analyte present in the blank and the sample.

fc – The compound is a common laboratory and field contaminant.

hr - The sample and duplicate were reextracted and reanalyzed. RPD results were still outside of control limits. The variability is attributed to sample inhomogeneity.

ht - Analysis performed outside the method or client-specified holding time requirement.

ip - Recovery fell outside of normal control limits. Compounds in the sample matrix interfered with the quantitation of the analyte.

j – The result is below normal reporting limits. The value reported is an estimate.

J - The internal standard associated with the analyte is out of control limits. The reported concentration is an estimate.

jl - The analyte result in the laboratory control sample is out of control limits. The reported concentration should be considered an estimate.

jr - The rpd result in laboratory control sample associated with the analyte is out of control limits. The reported concentration should be considered an estimate.

js - The surrogate associated with the analyte is out of control limits. The reported concentration should be considered an estimate.

lc - The presence of the compound indicated is likely due to laboratory contamination.

L - The reported concentration was generated from a library search.

nm - The analyte was not detected in one or more of the duplicate analyses. Therefore, calculation of the RPD is not applicable.

pc – The sample was received in a container not approved by the method. The value reported should be considered an estimate.

pr – The sample was received with incorrect preservation. The value reported should be considered an estimate.

ve - Estimated concentration calculated for an analyte response above the valid instrument calibration range. A dilution is required to obtain an accurate quantification of the analyte.

vo - The value reported fell outside the control limits established for this analyte.

x - The sample chromatographic pattern does not resemble the fuel standard used for quantitation.



Data File Name : C:\HPCHEM\1\DATA\06-08-11\011F0401.D
Operator : ML
Instrument : GC1
Sample Name : 106105-01-03
Run Time Bar Code:
Acquired on : 08 Jun 11 01:03 PM
Report Created on: 09 Jun 11 09:18 AM

Page Number : 1
Vial Number : 11
Injection Number : 1
Sequence Line : 4
Instrument Method: TPHD.MTH
Analysis Method : TPHD.MTH

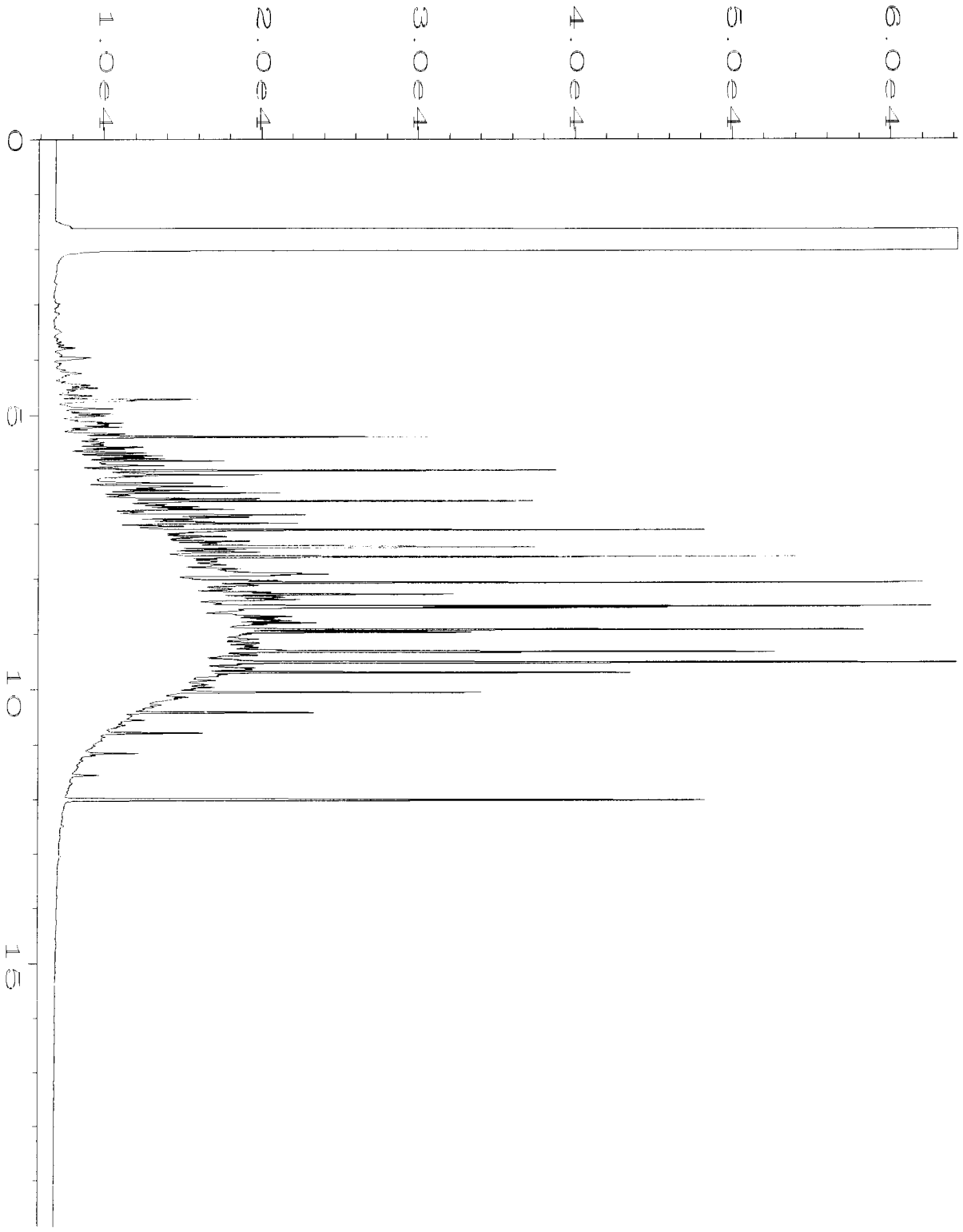

Data File Name	: C:\HPCHEM\1\DATA\06-08-11\003F0201.D		
Operator	: ML	Page Number	: 1
Instrument	: GC1	Vial Number	: 3
Sample Name	: 500 WADF 35-58C	Injection Number	: 1
Run Time Bar Code:		Sequence Line	: 2
Acquired on	: 08 Jun 11 09:32 AM	Instrument Method	: TPHD.MTH
Report Created on	: 09 Jun 11 09:18 AM	Analysis Method	: TPHD.MTH

106105

SAMPLE CHAIN OF CUSTODY

ME 06/08/11 VSI / CW3

Page # 1 of 1

Send Report To Tim Brown, cc: Pete Kingston, Jessica Brown, Jennifer Cyr & Audrey Hackett

Company SoundEarth Strategies

Address 2811 Fairview Ave E, Suite 2000

City, State, ZIP Seattle, WA 98102

Phone # 206-306-1900 Fax # 206-306-1907

SAMPLERS (signature)

PROJECT NAME/NO.: IOC Holdings Co. Facility No. 01-600 Seattle Terminal

PO # 0440-004-~~24~~ 33

REMARKS: Composite in lab, Then Run Gx Dx, BTEX

EIM Y

TURNAROUND TIME
Standard (2 Weeks)
X RUSH ASAP
Rush charges authorized by:

SAMPLE DISPOSAL
Dispose after 30 days
Return samples
Will call with instructions

Sample ID	Sample Location	Sample Depth	Lab ID	Date Sampled	Time Sampled	Matrix	# of jars	GRPH/BTEX by NWTPH-Gx /8021B	DRPH/ORPH by NWTPH-Dx	PCBs	MTBE						Notes
SP02-S-02	SP02	2	01 A-F	6/8/11	1030	S	6	X	X	X	X						Composite in lab
SP02-W-01	SP02	1	02	6/8/11	1032	S	6	X	X	X	X						
SP02-E-02	SP02	2	03	6/8/11	1035	S	6	X	X	X	X						

JAB 6/8/11

Friedman & Bruya, Inc.
3012 16th Avenue West
Seattle, WA 98119-2029
Ph. (206) 285-8282
Fax (206) 283-5044

SIGNATURE	PRINT NAME	COMPANY	DATE	TIME
Relinquished by:	Jessica Brown	SES	6/8/11	1115
Received by:	Matt Langston	FBI	6/8/11	1115
Relinquished by:				
Received by:		Samples received at 4 °C		

FRIEDMAN & BRUYA, INC.

ENVIRONMENTAL CHEMISTS

James E. Bruya, Ph.D.
Charlene Morrow, M.S.
Yelena Aravkina, M.S.
Bradley T. Benson, B.S.
Kurt Johnson, B.S.

3012 16th Avenue West
Seattle, WA 98119-2029
TEL: (206) 285-8282
FAX: (206) 283-5044
e-mail: fbi@isomedia.com

July 6, 2011

Tim Brown, Project Manager
SoundEarth Strategies
2811 Fairview Ave. East, Suite 2000
Seattle, WA 98102

Dear Mr. Brown:

Included is the amended report from the testing of material submitted on June 8, 2011 from the TOC_01-600_20110608 WORFDB5, F&BI 106105 project. Per your request, the sample ID has been updated to SP02-comp.

We appreciate this opportunity to be of service to you and hope you will call if you should have any questions.

Sincerely,

FRIEDMAN & BRUYA, INC.



Michael Erdahl
Project Manager

Enclosures
c: Mark Chandler, Jessica Brown, Audrey Hackett, Pete Kingston, Jennifer Cyr
SOU0610R.DOC

FRIEDMAN & BRUYA, INC.

ENVIRONMENTAL CHEMISTS

James E. Bruya, Ph.D.
Charlene Morrow, M.S.
Yelena Aravkina, M.S.
Bradley T. Benson, B.S.
Kurt Johnson, B.S.

3012 16th Avenue West
Seattle, WA 98119-2029
TEL: (206) 285-8282
FAX: (206) 283-5044
e-mail: fbi@isomedia.com

June 10, 2011

Tim Brown, Project Manager
SoundEarth Strategies
2811 Fairview Ave. East, Suite 2000
Seattle, WA 98102

Dear Mr. Brown:

Included are the results from the testing of material submitted on June 8, 2011 from the TOC_01-600_20110608 WORFDB5, F&BI 106105 project. There are 14 pages included in this report. Any samples that may remain are currently scheduled for disposal in 30 days. If you would like us to return your samples or arrange for long term storage at our offices, please contact us as soon as possible.

We appreciate this opportunity to be of service to you and hope you will call if you should have any questions.

Sincerely,

FRIEDMAN & BRUYA, INC.



Michael Erdahl
Project Manager

Enclosures
c: Mark Chandler, Jessica Brown, Audrey Hackett, Pete Kingston, Jennifer Cyr
SOU0610R.DOC

CASE NARRATIVE

This case narrative encompasses samples received on June 8, 2011 by Friedman & Bruya, Inc. from the SoundEarth Strategies TOC_01-600_20110608 WORFDB5, F&BI 106105 project. Samples were logged in under the laboratory ID's listed below.

Laboratory ID	SoundEarth Strategies
106105-01	SP02-S-02
106105-02	SP02-W-01
106105-03	SP02-E-02

All quality control requirements were acceptable.

Date of Report: 06/10/11
Date Received: 06/08/11
Project: TOC_01-600_20110608 WORFDB5, F&BI 106105
Date Extracted: 06/08/11
Date Analyzed: 06/08/11

RESULTS FROM THE ANALYSIS OF SOIL SAMPLES FOR BENZENE, TOLUENE, ETHYLBENZENE, XYLENES AND TPH AS GASOLINE USING EPA METHOD 8021B AND NWTPH-Gx

Results Reported on a Dry Weight Basis
Results Reported as mg/kg (ppm)

Sample ID Laboratory ID	Benzene	Toluene	Ethyl Benzene	Total Xylenes	Gasoline Range	Surrogate (% Recovery) (Limit 50-132)
SP02-Comp 106105-01-03	<0.02	<0.02	<0.02	<0.06	<2	64
Method Blank 01-1062 MB	<0.02	<0.02	<0.02	<0.06	<2	76

Date of Report: 06/10/11
Date Received: 06/08/11
Project: TOC_01-600_20110608 WORFDB5, F&BI 106105
Date Extracted: 06/08/11
Date Analyzed: 06/08/11

RESULTS FROM THE ANALYSIS OF SOIL SAMPLES FOR TOTAL PETROLEUM HYDROCARBONS AS DIESEL AND MOTOR OIL USING METHOD NWTPH-Dx

Results Reported on a Dry Weight Basis
Results Reported as mg/kg (ppm)

Sample ID Laboratory ID	Diesel Range (C_{10}-C_{25})	Motor Oil Range (C_{25}-C_{36})	Surrogate (% Recovery) (Limit 50-150)
SP02-Comp 106105-01-03	<50	<100	109
Method Blank 01-1063 MB	<50	<100	86

Analysis For Total Metals By EPA Method 200.8

Client ID:	SP02-Comp	Client:	SoundEarth Strategies
Date Received:	06/08/11	Project:	TOC_01-600_20110608 WORFDB5
Date Extracted:	06/09/11	Lab ID:	106105-01-03
Date Analyzed:	06/09/11	Data File:	106105-01-03.010
Matrix:	Soil	Instrument:	ICPMS1
Units:	mg/kg (ppm)	Operator:	AP

Internal Standard:	% Recovery:	Lower Limit:	Upper Limit:
Germanium	101	60	125
Indium	90	60	125
Holmium	94	60	125

Analyte:	Concentration mg/kg (ppm)
Chromium	8.95
Arsenic	4.87
Selenium	<1
Silver	<1
Cadmium	<1
Barium	27.0
Lead	7.81

Analysis For Total Metals By EPA Method 200.8

Client ID:	Method Blank	Client:	SoundEarth Strategies
Date Received:	NA	Project:	TOC_01-600_20110608 WORFDB5
Date Extracted:	06/09/11	Lab ID:	I1-388 mb
Date Analyzed:	06/09/11	Data File:	I1-388 mb.008
Matrix:	Soil	Instrument:	ICPMS1
Units:	mg/kg (ppm)	Operator:	AP

Internal Standard:	% Recovery:	Lower Limit:	Upper Limit:
Germanium	92	60	125
Indium	89	60	125
Holmium	94	60	125

Analyte:	Concentration mg/kg (ppm)
Chromium	<1
Arsenic	<1
Selenium	<1
Silver	<1
Cadmium	<1
Barium	<1
Lead	<1

Date of Report: 06/10/11
Date Received: 06/08/11
Project: TOC_01-600_20110608 WORFDB5, F&BI 106105
Date Extracted: 06/09/11
Date Analyzed: 06/09/11

RESULTS FROM THE ANALYSIS OF THE SOIL SAMPLES FOR TOTAL MERCURY USING EPA METHOD 1631E

Results Reported on a Dry Weight Basis
Results Reported as mg/kg (ppm)

Sample ID Laboratory ID	Total Mercury
SP02-Comp 106105-01-03	<0.1
Method Blank	<0.1

Analysis For Volatile Compounds By EPA Method 8260C

Client Sample ID:	SP02-Comp	Client:	SoundEarth Strategies
Date Received:	06/08/11	Project:	TOC_01-600_20110608 WORFDB5
Date Extracted:	06/08/11	Lab ID:	106105-01-02-03
Date Analyzed:	06/08/11	Data File:	060821.D
Matrix:	Soil	Instrument:	GCMS5
Units:	mg/kg (ppm)	Operator:	JS

Surrogates:	% Recovery:	Lower Limit:	Upper Limit:
1,2-Dichloroethane-d4	101	42	158
Toluene-d8	106	42	159
4-Bromofluorobenzene	110	36	160

Compounds:	Concentration mg/kg (ppm)
Methyl t-butyl ether (MTBE)	<0.05

Analysis For Volatile Compounds By EPA Method 8260C

Client Sample ID:	Method Blank	Client:	SoundEarth Strategies
Date Received:	NA	Project:	TOC_01-600_20110608 WORFDB5
Date Extracted:	06/08/11	Lab ID:	01-1001 mb
Date Analyzed:	06/08/11	Data File:	060820.D
Matrix:	Soil	Instrument:	GCMS5
Units:	mg/kg (ppm)	Operator:	JS

Surrogates:	% Recovery:	Lower Limit:	Upper Limit:
1,2-Dichloroethane-d4	104	42	158
Toluene-d8	112	42	159
4-Bromofluorobenzene	113	36	160

Compounds:	Concentration mg/kg (ppm)
Methyl t-butyl ether (MTBE)	<0.05

Date of Report: 06/10/11
Date Received: 06/08/11
Project: TOC_01-600_20110608 WORFDB5, F&BI 106105

QUALITY ASSURANCE RESULTS FOR THE ANALYSIS OF SOIL SAMPLES FOR BENZENE, TOLUENE, ETHYLBENZENE, XYLENES, AND TPH AS GASOLINE USING EPA METHOD 8021B AND NWTPH-Gx

Laboratory Code: 106104-02 (Duplicate)

Analyte	Reporting Units	(Wet Wt) Sample Result	(Wet Wt) Duplicate Result	Relative Percent Difference (Limit 20)
Benzene	mg/kg (ppm)	<0.02	<0.02	nm
Toluene	mg/kg (ppm)	<0.02	<0.02	nm
Ethylbenzene	mg/kg (ppm)	<0.02	<0.02	nm
Xylenes	mg/kg (ppm)	<0.06	<0.06	nm
Gasoline	mg/kg (ppm)	<2	<2	nm

Laboratory Code: Laboratory Control Sample

Analyte	Reporting Units	Spike Level	Percent Recovery LCS	Acceptance Criteria
Benzene	mg/kg (ppm)	0.5	94	66-121
Toluene	mg/kg (ppm)	0.5	99	72-128
Ethylbenzene	mg/kg (ppm)	0.5	109	69-132
Xylenes	mg/kg (ppm)	1.5	108	69-131
Gasoline	mg/kg (ppm)	20	115	61-153

Date of Report: 06/10/11
Date Received: 06/08/11
Project: TOC_01-600_20110608 WORFDB5, F&BI 106105

QUALITY ASSURANCE RESULTS FROM THE ANALYSIS OF SOIL SAMPLES FOR TOTAL PETROLEUM HYDROCARBONS AS DIESEL EXTENDED USING METHOD NWTPH-Dx

Laboratory Code: 106104-02 (Matrix Spike)

Analyte	Reporting Units	Spike Level	(Wet wt) Sample Result	Percent Recovery MS	Percent Recovery MSD	Acceptance Criteria	RPD (Limit 20)
Diesel Extended	mg/kg (ppm)	5,000	<50	95	94	64-133	1

Laboratory Code: Laboratory Control Sample

Analyte	Reporting Units	Spike Level	Percent Recovery LCS	Acceptance Criteria
Diesel Extended	mg/kg (ppm)	5,000	94	58-147

Date of Report: 06/10/11
Date Received: 06/08/11
Project: TOC_01-600_20110608 WORFDB5, F&BI 106105

QUALITY ASSURANCE RESULTS FOR THE ANALYSIS OF SOIL SAMPLES FOR TOTAL METALS USING EPA METHOD 200.8

Laboratory Code: 106111-05 (Matrix Spike)

Analyte	Reporting Units	Spike Level	Sample Result	Percent Recovery MS	Percent Recovery MSD	Acceptance Criteria	RPD (Limit 20)
Chromium	mg/kg (ppm)	50	18.0	102 b	98 b	51-132	4 b
Arsenic	mg/kg (ppm)	10	4.88	100 b	94 b	44-151	6 b
Selenium	mg/kg (ppm)	5	<1	91	89	52-128	2
Silver	mg/kg (ppm)	10	<1	109	107	69-125	2
Cadmium	mg/kg (ppm)	10	<1	109	107	83-120	2
Barium	mg/kg (ppm)	50	72.7	92 b	92 b	47-147	0 b
Lead	mg/kg (ppm)	50	17.9	107 b	113 b	65-126	5 b

Laboratory Code: Laboratory Control Sample

Analyte	Reporting Units	Spike Level	Percent Recovery LCS	Acceptance Criteria
Chromium	mg/kg (ppm)	50	108	79-125
Arsenic	mg/kg (ppm)	10	104	80-120
Selenium	mg/kg (ppm)	5	93	81-121
Silver	mg/kg (ppm)	10	109	84-117
Cadmium	mg/kg (ppm)	10	108	89-116
Barium	mg/kg (ppm)	50	102	88-113
Lead	mg/kg (ppm)	50	112	81-120

Date of Report: 06/10/11
Date Received: 06/08/11
Project: TOC_01-600_20110608 WORFDB5, F&BI 106105

QUALITY ASSURANCE RESULTS FOR THE ANALYSIS OF SOIL SAMPLES FOR TOTAL MERCURY USING EPA METHOD 1631E

Laboratory Code: 106111-05 (Matrix Spike)

Analyte	Reporting Units	Spike Level	Sample Result	Percent Recovery MS	Percent Recovery MSD	Acceptance Criteria	RPD (Limit 20)
Mercury	mg/kg (ppm)	0.125	<0.1	110	106	45-162	4

Laboratory Code: Laboratory Control Sample

Analyte	Reporting Units	Spike Level	Percent Recovery LCS	Acceptance Criteria
Mercury	mg/kg (ppm)	0.125	100	63-144

Date of Report: 06/10/11
Date Received: 06/08/11
Project: TOC_01-600_20110608 WORFDB5, F&BI 106105

QUALITY ASSURANCE RESULTS FOR THE ANALYSIS OF SOIL SAMPLES FOR VOLATILES BY EPA METHOD 8260C

Laboratory Code: 106089-02 (Matrix Spike)

Analyte	Reporting Units	Spike Level	Sample Result	Percent Recovery MS	Acceptance Criteria
Methyl t-butyl ether (MTBE)	mg/kg (ppm)	2.5	<0.05	89	39-139

Laboratory Code: Laboratory Control Sample

Analyte	Reporting Units	Spike Level	Percent Recovery LCS	Percent Recovery LCSD	Acceptance Criteria	RPD (Limit 20)
Methyl t-butyl ether (MTBE)	mg/kg (ppm)	2.5	88	85	62-124	3

Data Qualifiers & Definitions

a - The analyte was detected at a level less than five times the reporting limit. The RPD results may not provide reliable information on the variability of the analysis.

A1 – More than one compound of similar molecule structure was identified with equal probability.

b - The analyte was spiked at a level that was less than five times that present in the sample. Matrix spike recoveries may not be meaningful.

ca - The calibration results for this range fell outside of acceptance criteria. The value reported is an estimate.

c - The presence of the analyte indicated may be due to carryover from previous sample injections.

d - The sample was diluted. Detection limits may be raised due to dilution.

ds - The sample was diluted. Detection limits are raised due to dilution and surrogate recoveries may not be meaningful.

dv - Insufficient sample was available to achieve normal reporting limits and limits are raised accordingly.

fb - Analyte present in the blank and the sample.

fc – The compound is a common laboratory and field contaminant.

hr - The sample and duplicate were reextracted and reanalyzed. RPD results were still outside of control limits. The variability is attributed to sample inhomogeneity.

ht - Analysis performed outside the method or client-specified holding time requirement.

ip - Recovery fell outside of normal control limits. Compounds in the sample matrix interfered with the quantitation of the analyte.

j – The result is below normal reporting limits. The value reported is an estimate.

J - The internal standard associated with the analyte is out of control limits. The reported concentration is an estimate.

jl - The analyte result in the laboratory control sample is out of control limits. The reported concentration should be considered an estimate.

jr - The rpd result in laboratory control sample associated with the analyte is out of control limits. The reported concentration should be considered an estimate.

js - The surrogate associated with the analyte is out of control limits. The reported concentration should be considered an estimate.

lc - The presence of the compound indicated is likely due to laboratory contamination.

L - The reported concentration was generated from a library search.

nm - The analyte was not detected in one or more of the duplicate analyses. Therefore, calculation of the RPD is not applicable.

pc – The sample was received in a container not approved by the method. The value reported should be considered an estimate.

pr – The sample was received with incorrect preservation. The value reported should be considered an estimate.

ve - Estimated concentration calculated for an analyte response above the valid instrument calibration range. A dilution is required to obtain an accurate quantification of the analyte.

vo - The value reported fell outside the control limits established for this analyte.

x - The sample chromatographic pattern does not resemble the fuel standard used for quantitation.

FRIEDMAN & BRUYA, INC.

ENVIRONMENTAL CHEMISTS

James E. Bruya, Ph.D.
Charlene Morrow, M.S.
Yelena Aravkina, M.S.
Bradley T. Benson, B.S.
Kurt Johnson, B.S.

3012 16th Avenue West
Seattle, WA 98119-2029
TEL: (206) 285-8282
FAX: (206) 283-5044
e-mail: fbi@isomedia.com

June 10, 2011

Tim Brown, Project Manager
SoundEarth Strategies
2811 Fairview Ave. East, Suite 2000
Seattle, WA 98102

Dear Mr. Brown:

Included are the results from the testing of material submitted on June 8, 2011 from the TOC_01-600_20110608 WORFDB5, F&BI 106106 project. There are 14 pages included in this report. Any samples that may remain are currently scheduled for disposal in 30 days. If you would like us to return your samples or arrange for long term storage at our offices, please contact us as soon as possible.

We appreciate this opportunity to be of service to you and hope you will call if you should have any questions.

Sincerely,

FRIEDMAN & BRUYA, INC.



Michael Erdahl
Project Manager

Enclosures
c: Mark Chandler, Jessica Brown, Audrey Hackett, Pete Kingston, Jennifer Cyr
SOU0610R.DOC

CASE NARRATIVE

This case narrative encompasses samples received on June 8, 2011 by Friedman & Bruya, Inc. from the SoundEarth Strategies TOC_01-600_20110608 WORFDB5, F&BI 106106 project. Samples were logged in under the laboratory ID's listed below.

Laboratory ID	SoundEarth Strategies
106106-01	SP01-W-01
106106-02	SP01-C-01
106106-03	SP01-E-01

All quality control requirements were acceptable.

Date of Report: 06/10/11
Date Received: 06/08/11
Project: TOC_01-600_20110608 WORFDB5, F&BI 106106
Date Extracted: 06/08/11
Date Analyzed: 06/08/11

RESULTS FROM THE ANALYSIS OF SOIL SAMPLES FOR BENZENE, TOLUENE, ETHYLBENZENE, XYLENES AND TPH AS GASOLINE USING EPA METHOD 8021B AND NWTPH-Gx

Results Reported on a Dry Weight Basis
Results Reported as mg/kg (ppm)

Sample ID Laboratory ID	Benzene	Toluene	Ethyl Benzene	Total Xylenes	Gasoline Range	Surrogate (% Recovery) (Limit 50-132)
SP01-Comp 106106-01-03	<0.02	<0.02	<0.02	<0.06	2.9	77
Method Blank 01-1062 MB	<0.02	<0.02	<0.02	<0.06	<2	76

Date of Report: 06/10/11
Date Received: 06/08/11
Project: TOC_01-600_20110608 WORFDB5, F&BI 106106
Date Extracted: 06/08/11
Date Analyzed: 06/08/11

RESULTS FROM THE ANALYSIS OF SOIL SAMPLES FOR TOTAL PETROLEUM HYDROCARBONS AS DIESEL AND MOTOR OIL USING METHOD NWTPH-Dx

Results Reported on a Dry Weight Basis
Results Reported as mg/kg (ppm)

Sample ID Laboratory ID	Diesel Range (C_{10}-C_{25})	Motor Oil Range (C_{25}-C_{36})	Surrogate (% Recovery) (Limit 50-150)
SP01- Comp 106106-01-03	200	<100	100
Method Blank 01-1056 MB2	<50	<100	144

Analysis For Total Metals By EPA Method 200.8

Client ID:	SP01-Comp	Client:	SoundEarth Strategies
Date Received:	06/08/11	Project:	TOC_01-600_20110608 WORFDB5
Date Extracted:	06/09/11	Lab ID:	106106-01-03
Date Analyzed:	06/09/11	Data File:	106106-01-03.011
Matrix:	Soil	Instrument:	ICPMS1
Units:	mg/kg (ppm)	Operator:	AP

Internal Standard:	% Recovery:	Lower Limit:	Upper Limit:
Germanium	105	60	125
Indium	88	60	125
Holmium	92	60	125

Analyte:	Concentration mg/kg (ppm)
Chromium	16.8
Arsenic	4.88
Selenium	<1
Silver	<1
Cadmium	<1
Barium	55.8
Lead	12.7

Analysis For Total Metals By EPA Method 200.8

Client ID:	Method Blank	Client:	SoundEarth Strategies
Date Received:	NA	Project:	TOC_01-600_20110608 WORFDB5
Date Extracted:	06/09/11	Lab ID:	I1-388 mb
Date Analyzed:	06/09/11	Data File:	I1-388 mb.008
Matrix:	Soil	Instrument:	ICPMS1
Units:	mg/kg (ppm)	Operator:	AP

Internal Standard:	% Recovery:	Lower Limit:	Upper Limit:
Germanium	92	60	125
Indium	89	60	125
Holmium	94	60	125

Analyte:	Concentration mg/kg (ppm)
Chromium	<1
Arsenic	<1
Selenium	<1
Silver	<1
Cadmium	<1
Barium	<1
Lead	<1

Date of Report: 06/10/11
Date Received: 06/08/11
Project: TOC_01-600_20110608 WORFDB5, F&BI 106106
Date Extracted: 06/09/11
Date Analyzed: 06/09/11

RESULTS FROM THE ANALYSIS OF THE SOIL SAMPLES FOR TOTAL MERCURY USING EPA METHOD 1631E

Results Reported on a Dry Weight Basis
Results Reported as mg/kg (ppm)

Sample ID Laboratory ID	Total Mercury
SP01-Comp 106106-01-03	<0.1
Method Blank	<0.1

Analysis For Volatile Compounds By EPA Method 8260C

Client Sample ID:	SP01-Comp	Client:	SoundEarth Strategies
Date Received:	06/08/11	Project:	TOC_01-600_20110608 WORFDB5
Date Extracted:	06/08/11	Lab ID:	106106-01-02-03
Date Analyzed:	06/08/11	Data File:	060822.D
Matrix:	Soil	Instrument:	GCMS5
Units:	mg/kg (ppm)	Operator:	JS

Surrogates:	% Recovery:	Lower Limit:	Upper Limit:
1,2-Dichloroethane-d4	106	42	158
Toluene-d8	110	42	159
4-Bromofluorobenzene	112	36	160

Compounds:	Concentration mg/kg (ppm)
Methyl t-butyl ether (MTBE)	<0.05

Analysis For Volatile Compounds By EPA Method 8260C

Client Sample ID:	Method Blank	Client:	SoundEarth Strategies
Date Received:	NA	Project:	TOC_01-600_20110608 WORFDB5
Date Extracted:	06/08/11	Lab ID:	01-1001 mb
Date Analyzed:	06/08/11	Data File:	060820.D
Matrix:	Soil	Instrument:	GCMS5
Units:	mg/kg (ppm)	Operator:	JS

Surrogates:	% Recovery:	Lower Limit:	Upper Limit:
1,2-Dichloroethane-d4	104	42	158
Toluene-d8	112	42	159
4-Bromofluorobenzene	113	36	160

Compounds:	Concentration mg/kg (ppm)
Methyl t-butyl ether (MTBE)	<0.05

Date of Report: 06/10/11
Date Received: 06/08/11
Project: TOC_01-600_20110608 WORFDB5, F&BI 106106

QUALITY ASSURANCE RESULTS FOR THE ANALYSIS OF SOIL SAMPLES FOR BENZENE, TOLUENE, ETHYLBENZENE, XYLENES, AND TPH AS GASOLINE USING EPA METHOD 8021B AND NWTPH-Gx

Laboratory Code: 106104-02 (Duplicate)

Analyte	Reporting Units	(Wet Wt) Sample Result	(Wet Wt) Duplicate Result	Relative Percent Difference (Limit 20)
Benzene	mg/kg (ppm)	<0.02	<0.02	nm
Toluene	mg/kg (ppm)	<0.02	<0.02	nm
Ethylbenzene	mg/kg (ppm)	<0.02	<0.02	nm
Xylenes	mg/kg (ppm)	<0.06	<0.06	nm
Gasoline	mg/kg (ppm)	<2	<2	nm

Laboratory Code: Laboratory Control Sample

Analyte	Reporting Units	Spike Level	Percent Recovery LCS	Acceptance Criteria
Benzene	mg/kg (ppm)	0.5	94	66-121
Toluene	mg/kg (ppm)	0.5	99	72-128
Ethylbenzene	mg/kg (ppm)	0.5	109	69-132
Xylenes	mg/kg (ppm)	1.5	108	69-131
Gasoline	mg/kg (ppm)	20	115	61-153

Date of Report: 06/10/11
Date Received: 06/08/11
Project: TOC_01-600_20110608 WORFDB5, F&BI 106106

QUALITY ASSURANCE RESULTS FROM THE ANALYSIS OF SOIL SAMPLES FOR TOTAL PETROLEUM HYDROCARBONS AS DIESEL EXTENDED USING METHOD NWTPH-Dx

Laboratory Code: 106062-12 (Matrix Spike)

Analyte	Reporting Units	Spike Level	(Wet wt) Sample Result	Percent Recovery MS	Percent Recovery MSD	Acceptance Criteria	RPD (Limit 20)
Diesel Extended	mg/kg (ppm)	5,000	<50	113	115	63-146	2

Laboratory Code: Laboratory Control Sample

Analyte	Reporting Units	Spike Level	Percent Recovery LCS	Acceptance Criteria
Diesel Extended	mg/kg (ppm)	5,000	116	79-144

Date of Report: 06/10/11
Date Received: 06/08/11
Project: TOC_01-600_20110608 WORFDB5, F&BI 106106

QUALITY ASSURANCE RESULTS FOR THE ANALYSIS OF SOIL SAMPLES FOR TOTAL METALS USING EPA METHOD 200.8

Laboratory Code: 106111-05 (Matrix Spike)

Analyte	Reporting Units	Spike Level	Sample Result	Percent Recovery MS	Percent Recovery MSD	Acceptance Criteria	RPD (Limit 20)
Chromium	mg/kg (ppm)	50	18.0	102 b	98 b	51-132	4 b
Arsenic	mg/kg (ppm)	10	4.88	100 b	94 b	44-151	6 b
Selenium	mg/kg (ppm)	5	<1	91	89	52-128	2
Silver	mg/kg (ppm)	10	<1	109	107	69-125	2
Cadmium	mg/kg (ppm)	10	<1	109	107	83-120	2
Barium	mg/kg (ppm)	50	72.7	92 b	92 b	47-147	0 b
Lead	mg/kg (ppm)	50	17.9	107 b	113 b	65-126	5 b

Laboratory Code: Laboratory Control Sample

Analyte	Reporting Units	Spike Level	Percent Recovery LCS	Acceptance Criteria
Chromium	mg/kg (ppm)	50	108	79-125
Arsenic	mg/kg (ppm)	10	104	80-120
Selenium	mg/kg (ppm)	5	93	81-121
Silver	mg/kg (ppm)	10	109	84-117
Cadmium	mg/kg (ppm)	10	108	89-116
Barium	mg/kg (ppm)	50	102	88-113
Lead	mg/kg (ppm)	50	112	81-120

Date of Report: 06/10/11
Date Received: 06/08/11
Project: TOC_01-600_20110608 WORFDB5, F&BI 106106

QUALITY ASSURANCE RESULTS FOR THE ANALYSIS OF SOIL SAMPLES FOR TOTAL MERCURY USING EPA METHOD 1631E

Laboratory Code: 106111-05 (Matrix Spike)

Analyte	Reporting Units	Spike Level	Sample Result	Percent Recovery MS	Percent Recovery MSD	Acceptance Criteria	RPD (Limit 20)
Mercury	mg/kg (ppm)	0.125	<0.1	110	106	45-162	4

Laboratory Code: Laboratory Control Sample

Analyte	Reporting Units	Spike Level	Percent Recovery LCS	Acceptance Criteria
Mercury	mg/kg (ppm)	0.125	100	63-144

Date of Report: 06/10/11
Date Received: 06/08/11
Project: TOC_01-600_20110608 WORFDB5, F&BI 106106

QUALITY ASSURANCE RESULTS FOR THE ANALYSIS OF SOIL SAMPLES FOR VOLATILES BY EPA METHOD 8260C

Laboratory Code: 106089-02 (Matrix Spike)

Analyte	Reporting Units	Spike Level	Sample Result	Percent Recovery MS	Acceptance Criteria
Methyl t-butyl ether (MTBE)	mg/kg (ppm)	2.5	<0.05	89	39-139

Laboratory Code: Laboratory Control Sample

Analyte	Reporting Units	Spike Level	Percent Recovery LCS	Percent Recovery LCSD	Acceptance Criteria	RPD (Limit 20)
Methyl t-butyl ether (MTBE)	mg/kg (ppm)	2.5	88	85	62-124	3

Data Qualifiers & Definitions

a - The analyte was detected at a level less than five times the reporting limit. The RPD results may not provide reliable information on the variability of the analysis.

A1 – More than one compound of similar molecule structure was identified with equal probability.

b - The analyte was spiked at a level that was less than five times that present in the sample. Matrix spike recoveries may not be meaningful.

ca - The calibration results for this range fell outside of acceptance criteria. The value reported is an estimate.

c - The presence of the analyte indicated may be due to carryover from previous sample injections.

d - The sample was diluted. Detection limits may be raised due to dilution.

ds - The sample was diluted. Detection limits are raised due to dilution and surrogate recoveries may not be meaningful.

dv - Insufficient sample was available to achieve normal reporting limits and limits are raised accordingly.

fb - Analyte present in the blank and the sample.

fc – The compound is a common laboratory and field contaminant.

hr - The sample and duplicate were reextracted and reanalyzed. RPD results were still outside of control limits. The variability is attributed to sample inhomogeneity.

ht - Analysis performed outside the method or client-specified holding time requirement.

ip - Recovery fell outside of normal control limits. Compounds in the sample matrix interfered with the quantitation of the analyte.

j – The result is below normal reporting limits. The value reported is an estimate.

J - The internal standard associated with the analyte is out of control limits. The reported concentration is an estimate.

jl - The analyte result in the laboratory control sample is out of control limits. The reported concentration should be considered an estimate.

jr - The rpd result in laboratory control sample associated with the analyte is out of control limits. The reported concentration should be considered an estimate.

js - The surrogate associated with the analyte is out of control limits. The reported concentration should be considered an estimate.

lc - The presence of the compound indicated is likely due to laboratory contamination.

L - The reported concentration was generated from a library search.

nm - The analyte was not detected in one or more of the duplicate analyses. Therefore, calculation of the RPD is not applicable.

pc – The sample was received in a container not approved by the method. The value reported should be considered an estimate.

pr – The sample was received with incorrect preservation. The value reported should be considered an estimate.

ve - Estimated concentration calculated for an analyte response above the valid instrument calibration range. A dilution is required to obtain an accurate quantification of the analyte.

vo - The value reported fell outside the control limits established for this analyte.

x - The sample chromatographic pattern does not resemble the fuel standard used for quantitation.



Data File Name : C:\HPCHEM\1\DATA\06-08-11\012F0401.D
Operator : ML
Instrument : GC1
Sample Name : 106106-01-03
Run Time Bar Code:
Acquired on : 08 Jun 11 01:30 PM
Report Created on: 09 Jun 11 09:19 AM

Page Number : 1
Vial Number : 12
Injection Number : 1
Sequence Line : 4
Instrument Method: TPH.MTH
Analysis Method : TPH.MTH



Data File Name : C:\HPCHEM\1\DATA\06-08-11\019F0601.D
Operator : ML
Instrument : GC1
Sample Name : 01-1056 mb2
Run Time Bar Code:
Acquired on : 08 Jun 11 05:58 PM
Report Created on: 09 Jun 11 09:18 AM

Page Number : 1
Vial Number : 19
Injection Number : 1
Sequence Line : 6
Instrument Method: TPHD.MTH
Analysis Method : TPHD.MTH

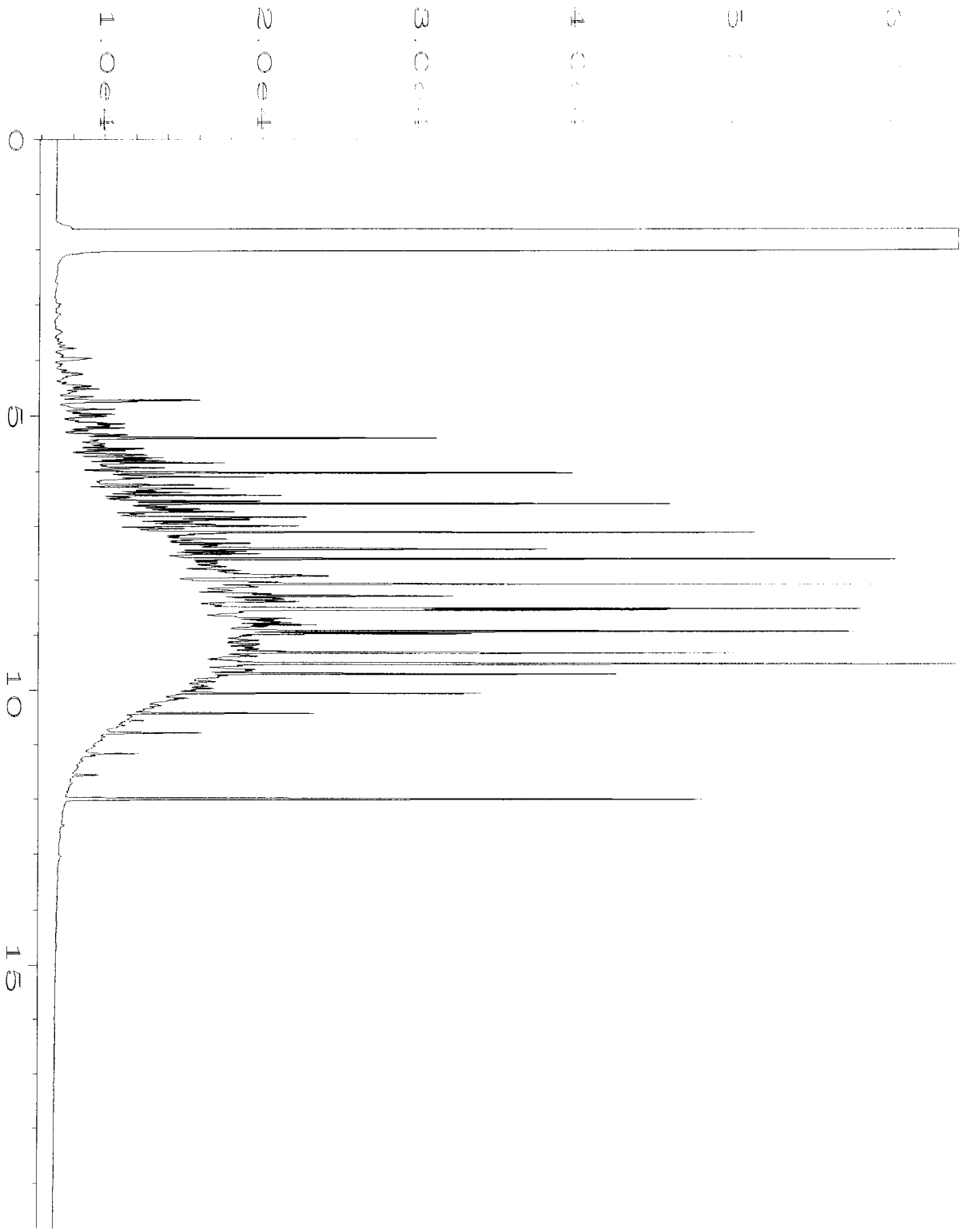

Data File Name	: C:\HPCHEM\1\DATA\06-08-11\003F0201.D		
Operator	: ML	Page Number	: 1
Instrument	: GC1	Vial Number	: 2
Sample Name	: 500 WADF 35-58C	Injection Number	: 1
Run Time Bar Code:		Sequence Line	: 2
Acquired on	: 08 Jun 11 09:32 AM	Instrument Method	: TPHD.MTH
Report Created on:	09 Jun 11 09:18 AM	Analysis Method	: TPHD.MTH

106106

SAMPLE CHAIN OF CUSTODY

ME 06/08/11

VS1/C03

Page # 1 of 1

Send Report To Tim Brown, cc: Pete Kingston, Jessica Brown, Jennifer Cyr & Audrey Hackett

Company SoundEarth Strategies

Address 2811 Fairview Ave E, Suite 2000

City, State, ZIP Seattle, WA 98102

Phone # 206-306-1900 Fax # 206-306-1907

SAMPLERS (signature)

PROJECT NAME/NO.: TOC Holdings Co. Facility No. 01-600 Seattle Terminal

PO #: 0440-004-~~24~~ 23

REMARKS: Composite IN lab, then run for Gx, BTEX, Dx

EIM Y

TURNAROUND TIME

Standard (2 Weeks)

X RUSH ASAP

Rush charges authorized by:

SAMPLE DISPOSAL

Dispose after 30 days

Return samples

Will call with instructions

Sample ID	Sample Location	Sample Depth	Lab ID	Date Sampled	Time Sampled	Matrix	# of jars	GRPH/BTEX by NWTPH-Gx /8021B	DRPH/ORPH by NWTPH-Dx	PCLAS	MTBE						Notes
SP01-W-01	SP01	1	01AF	6/8/11	1010	S	6	X	X	X	X						composite IN lab
SP01-C-01	SP01	1	02	6/8/11	1012	S	6	X	X	X	X						
SP01-E-01	SP01	1	03	6/8/11	1014	S	6	X	X	X	X						

JAB 6/8/11

Friedman & Bruya, Inc.
3012 16th Avenue West
Seattle, WA 98119-2029
Ph. (206) 285-8282
Fax (206) 283-5044

SIGNATURE	PRINT NAME	COMPANY	DATE	TIME
Relinquished by:	Jessica Brown	SES	6/8/11	1115
Received by:	Matt Langston	FRBTIC	6/8/11	1115
Relinquished by:				
Received by:		Samples received at 4 °C		

FRIEDMAN & BRUYA, INC.

ENVIRONMENTAL CHEMISTS

James E. Bruya, Ph.D.
Yelena Aravkina, M.S.
Bradley T. Benson, B.S.
Kurt Johnson, B.S.

3012 16th Avenue West
Seattle, WA 98119-2029
TEL: (206) 285-8282
e-mail: fbi@isomedia.com

May 10, 2012

Tim Brown, Project Manager
SoundEarth Strategies
2811 Fairview Ave. East, Suite 2000
Seattle, WA 98102

Dear Mr. Brown:

Included are the results from the testing of material submitted on May 1, 2012 from the TOC_01-600_20120501 WORFDB6, F&BI 205022 project. There are 27 pages included in this report. Any samples that may remain are currently scheduled for disposal in 30 days. If you would like us to return your samples or arrange for long term storage at our offices, please contact us as soon as possible.

We appreciate this opportunity to be of service to you and hope you will call if you should have any questions.

Sincerely,

FRIEDMAN & BRUYA, INC.



Michael Erdahl
Project Manager

Enclosures
c: Mark Chandler, Jessica Brown, Audrey Hackett, Pete Kingston, Jennifer Cyr
SOU0510R.DOC

CASE NARRATIVE

This case narrative encompasses samples received on May 1, 2012 by Friedman & Bruya, Inc. from the SoundEarth Strategies TOC_01-600_20120501 WORFDB6, F&BI 205022 project. Samples were logged in under the laboratory ID's listed below.

Laboratory ID	SoundEarth Strategies
205022-01	B226-02.5
205022-02	B226-05
205022-03	B226-07.5
205022-04	B226-10
205022-05	B226-12.5
205022-06	B226-15
205022-07	B226-17.5
205022-08	B226-20
205022-09	B227-02.5
205022-10	B227-05
205022-11	B227-07.5
205022-12	B227-10
205022-13	B227-12.5
205022-14	B227-15
205022-15	B227-17.5
205022-16	B227-20
205022-17	B228-02.5
205022-18	B228-05
205022-19	B228-07.5
205022-20	B228-10
205022-21	B229-02.5
205022-22	B229-05
205022-23	B229-07.5
205022-24	B229-10
205022-25	B230-02.5
205022-26	B230-05
205022-27	B230-07.5
205022-28	B230-10
205022-29	B231-02.5
205022-30	B231-05
205022-31	B231-07.5
205022-32	B231-10
205022-33	B232-02.5
205022-34	B232-05
205022-35	B232.07.5
205022-36	B232-10

CASE NARRATIVE (continued)

Laboratory ID	SoundEarth Strategies
205022-37	B232-12.5
205022-38	B232-15
205022-39	B232-17.5
205022-40	B232-20
205022-41	B233-02.5
205022-42	B233-05
205022-43	B233-07.5
205022-44	B233-10
205022-45	B233-12.5
205022-46	B233-15
205022-47	B233-17.5
205022-48	B233-20

All quality control requirements were acceptable.

Date of Report: 05/10/12
Date Received: 05/01/12
Project: TOC_01-600_20120501 WORFDB6, F&BI 205022
Date Extracted: 05/03/12
Date Analyzed: 05/03/12 and 05/04/12

RESULTS FROM THE ANALYSIS OF SOIL SAMPLES FOR BENZENE, TOLUENE, ETHYLBENZENE, XYLENES AND TPH AS GASOLINE USING EPA METHOD 8021B AND NWTPH-Gx

Results Reported on a Dry Weight Basis
Results Reported as mg/kg (ppm)

Sample ID Laboratory ID	Benzene	Toluene	Ethyl Benzene	Total Xylenes	Gasoline Range	Surrogate (% Recovery) (Limit 50-132)
B226-05 205022-02	<0.02	<0.02	<0.02	<0.06	<2	94
B226-07.5 205022-03	<0.02	<0.02	<0.02	<0.06	<2	96
B226-10 205022-04	<0.02	<0.02	<0.02	<0.06	<2	94
B227-05 205022-10	<0.02	<0.02	<0.02	<0.06	<2	97
B227-10 205022-12	<0.02	<0.02	<0.02	<0.06	<2	95
B228-02.5 205022-17	<0.02	<0.02	<0.02	<0.06	<2	96
B228-05 205022-18	<0.02	<0.02	<0.02	<0.06	<2	98
B229-05 205022-22	<0.02	<0.02	<0.02	<0.06	<2	97
B230-02.5 205022-25	<0.02	<0.02	<0.02	<0.06	4.6	92
B230-05 205022-26	<0.02	<0.02	<0.02	<0.06	<2	94

Date of Report: 05/10/12
Date Received: 05/01/12
Project: TOC_01-600_20120501 WORFDB6, F&BI 205022
Date Extracted: 05/03/12
Date Analyzed: 05/03/12 and 05/04/12

RESULTS FROM THE ANALYSIS OF SOIL SAMPLES FOR BENZENE, TOLUENE, ETHYLBENZENE, XYLENES AND TPH AS GASOLINE USING EPA METHOD 8021B AND NWTPH-Gx

Results Reported on a Dry Weight Basis
Results Reported as mg/kg (ppm)

Sample ID Laboratory ID	Benzene	Toluene	Ethyl Benzene	Total Xylenes	Gasoline Range	Surrogate (% Recovery) (Limit 50-132)
B231-02.5 205022-29	<0.02	<0.02	<0.02	<0.06	<2	94
B231-05 205022-30	<0.02	<0.02	<0.02	<0.06	<2	94
B233-05 205022-42	<0.02	<0.02	<0.02	<0.06	<2	94
B233-10 205022-44	<0.02	<0.02	<0.02	<0.06	<2	94
Method Blank 02-0752 MB	<0.02	<0.02	<0.02	<0.06	<2	84

Date of Report: 05/10/12
Date Received: 05/01/12
Project: TOC_01-600_20120501 WORFDB6, F&BI 205022
Date Extracted: 05/04/12
Date Analyzed: 05/04/12 and 05/05/12

RESULTS FROM THE ANALYSIS OF SOIL SAMPLES FOR TOTAL PETROLEUM HYDROCARBONS AS DIESEL AND MOTOR OIL USING METHOD NWTPH-Dx

Results Reported on a Dry Weight Basis
Results Reported as mg/kg (ppm)

Sample ID Laboratory ID	Diesel Range (C_{10}-C_{25})	Motor Oil Range (C_{25}-C_{36})	Surrogate (% Recovery) (Limit 53-144)
B226-05 205022-02	<50	<250	100
B226-07.5 205022-03	<50	<250	104
B226-10 205022-04	<50	<250	99
B227-05 205022-10	<50	<250	97
B227-10 205022-12	<50	<250	100
B228-02.5 205022-17	<50	<250	100
B228-05 205022-18	<50	<250	98
B229-05 205022-22	<50	<250	100
B230-02.5 205022-25	<50	<250	107
B230-05 205022-26	<50	<250	99

Date of Report: 05/10/12
Date Received: 05/01/12
Project: TOC_01-600_20120501 WORFDB6, F&BI 205022
Date Extracted: 05/04/12
Date Analyzed: 05/04/12 and 05/05/12

RESULTS FROM THE ANALYSIS OF SOIL SAMPLES FOR TOTAL PETROLEUM HYDROCARBONS AS DIESEL AND MOTOR OIL USING METHOD NWTPH-Dx

Results Reported on a Dry Weight Basis
Results Reported as mg/kg (ppm)

Sample ID Laboratory ID	Diesel Range (C_{10}-C_{25})	Motor Oil Range (C_{25}-C_{36})	Surrogate (% Recovery) (Limit 53-144)
B231-02.5 205022-29	<50	<250	100
B231-05 205022-30	<50	<250	100
B233-05 205022-42	<50	<250	99
B233-10 205022-44	<50	<250	100
Method Blank 02-763 MB	<50	<250	98

Analysis For Volatile Compounds By EPA Method 8260C

Client Sample ID:	B226-05	Client:	SoundEarth Strategies
Date Received:	05/01/12	Project:	TOC_01-600_20120501 WORFDB6
Date Extracted:	05/03/12	Lab ID:	205022-02
Date Analyzed:	05/04/12	Data File:	050419.D
Matrix:	Soil	Instrument:	GCMS4
Units:	mg/kg (ppm)	Operator:	JS

Surrogates:	% Recovery:	Lower Limit:	Upper Limit:
1,2-Dichloroethane-d4	97	62	142
Toluene-d8	96	55	145
4-Bromofluorobenzene	101	65	139

Compounds:	Concentration mg/kg (ppm)
Vinyl chloride	<0.05
Chloroethane	<0.5
1,1-Dichloroethene	<0.05
Methylene chloride	<0.5
trans-1,2-Dichloroethene	<0.05
1,1-Dichloroethane	<0.05
cis-1,2-Dichloroethene	<0.05
1,2-Dichloroethane (EDC)	<0.05
1,1,1-Trichloroethane	<0.05
Trichloroethene	<0.03
Tetrachloroethene	<0.025

Analysis For Volatile Compounds By EPA Method 8260C

Client Sample ID:	B226-07.5	Client:	SoundEarth Strategies
Date Received:	05/01/12	Project:	TOC_01-600_20120501 WORFDB6
Date Extracted:	05/03/12	Lab ID:	205022-03
Date Analyzed:	05/04/12	Data File:	050429.D
Matrix:	Soil	Instrument:	GCMS4
Units:	mg/kg (ppm)	Operator:	JS

Surrogates:	% Recovery:	Lower Limit:	Upper Limit:
1,2-Dichloroethane-d4	97	62	142
Toluene-d8	95	55	145
4-Bromofluorobenzene	103	65	139

Compounds:	Concentration mg/kg (ppm)
Vinyl chloride	<0.05
Chloroethane	<0.5
1,1-Dichloroethene	<0.05
Methylene chloride	<0.5
trans-1,2-Dichloroethene	<0.05
1,1-Dichloroethane	<0.05
cis-1,2-Dichloroethene	<0.05
1,2-Dichloroethane (EDC)	<0.05
1,1,1-Trichloroethane	<0.05
Trichloroethene	<0.03
Tetrachloroethene	<0.025

Analysis For Volatile Compounds By EPA Method 8260C

Client Sample ID:	B226-10	Client:	SoundEarth Strategies
Date Received:	05/01/12	Project:	TOC_01-600_20120501 WORFDB6
Date Extracted:	05/03/12	Lab ID:	205022-04
Date Analyzed:	05/04/12	Data File:	050430.D
Matrix:	Soil	Instrument:	GCMS4
Units:	mg/kg (ppm)	Operator:	JS

Surrogates:	% Recovery:	Lower Limit:	Upper Limit:
1,2-Dichloroethane-d4	98	62	142
Toluene-d8	96	55	145
4-Bromofluorobenzene	102	65	139

Compounds:	Concentration mg/kg (ppm)
Vinyl chloride	<0.05
Chloroethane	<0.5
1,1-Dichloroethene	<0.05
Methylene chloride	<0.5
trans-1,2-Dichloroethene	<0.05
1,1-Dichloroethane	<0.05
cis-1,2-Dichloroethene	<0.05
1,2-Dichloroethane (EDC)	<0.05
1,1,1-Trichloroethane	<0.05
Trichloroethene	<0.03
Tetrachloroethene	<0.025

Analysis For Volatile Compounds By EPA Method 8260C

Client Sample ID:	B227-05	Client:	SoundEarth Strategies
Date Received:	05/01/12	Project:	TOC_01-600_20120501 WORFDB6
Date Extracted:	05/03/12	Lab ID:	205022-10
Date Analyzed:	05/05/12	Data File:	050431.D
Matrix:	Soil	Instrument:	GCMS4
Units:	mg/kg (ppm)	Operator:	JS

Surrogates:	% Recovery:	Lower Limit:	Upper Limit:
1,2-Dichloroethane-d4	97	62	142
Toluene-d8	96	55	145
4-Bromofluorobenzene	102	65	139

Compounds:	Concentration mg/kg (ppm)
Vinyl chloride	<0.05
Chloroethane	<0.5
1,1-Dichloroethene	<0.05
Methylene chloride	<0.5
trans-1,2-Dichloroethene	<0.05
1,1-Dichloroethane	<0.05
cis-1,2-Dichloroethene	<0.05
1,2-Dichloroethane (EDC)	<0.05
1,1,1-Trichloroethane	<0.05
Trichloroethene	<0.03
Tetrachloroethene	<0.025

Analysis For Volatile Compounds By EPA Method 8260C

Client Sample ID:	B227-10	Client:	SoundEarth Strategies
Date Received:	05/01/12	Project:	TOC_01-600_20120501 WORFDB6
Date Extracted:	05/03/12	Lab ID:	205022-12
Date Analyzed:	05/05/12	Data File:	050432.D
Matrix:	Soil	Instrument:	GCMS4
Units:	mg/kg (ppm)	Operator:	JS

Surrogates:	% Recovery:	Lower Limit:	Upper Limit:
1,2-Dichloroethane-d4	97	62	142
Toluene-d8	95	55	145
4-Bromofluorobenzene	101	65	139

Compounds:	Concentration mg/kg (ppm)
Vinyl chloride	<0.05
Chloroethane	<0.5
1,1-Dichloroethene	<0.05
Methylene chloride	<0.5
trans-1,2-Dichloroethene	<0.05
1,1-Dichloroethane	<0.05
cis-1,2-Dichloroethene	<0.05
1,2-Dichloroethane (EDC)	<0.05
1,1,1-Trichloroethane	<0.05
Trichloroethene	<0.03
Tetrachloroethene	<0.025

Analysis For Volatile Compounds By EPA Method 8260C

Client Sample ID:	B228-02.5	Client:	SoundEarth Strategies
Date Received:	05/01/12	Project:	TOC_01-600_20120501 WORFDB6
Date Extracted:	04/03/12	Lab ID:	205022-17
Date Analyzed:	05/05/12	Data File:	050433.D
Matrix:	Soil	Instrument:	GCMS4
Units:	mg/kg (ppm)	Operator:	JS

Surrogates:	% Recovery:	Lower Limit:	Upper Limit:
1,2-Dichloroethane-d4	97	62	142
Toluene-d8	95	55	145
4-Bromofluorobenzene	103	65	139

Compounds:	Concentration mg/kg (ppm)
Vinyl chloride	<0.05
Chloroethane	<0.5
1,1-Dichloroethene	<0.05
Methylene chloride	<0.5
trans-1,2-Dichloroethene	<0.05
1,1-Dichloroethane	<0.05
cis-1,2-Dichloroethene	<0.05
1,2-Dichloroethane (EDC)	<0.05
1,1,1-Trichloroethane	<0.05
Trichloroethene	<0.03
Tetrachloroethene	<0.025

Analysis For Volatile Compounds By EPA Method 8260C

Client Sample ID:	B228-05	Client:	SoundEarth Strategies
Date Received:	05/01/12	Project:	TOC_01-600_20120501 WORFDB6
Date Extracted:	05/03/12	Lab ID:	205022-18
Date Analyzed:	05/05/12	Data File:	050434.D
Matrix:	Soil	Instrument:	GCMS4
Units:	mg/kg (ppm)	Operator:	JS

Surrogates:	% Recovery:	Lower Limit:	Upper Limit:
1,2-Dichloroethane-d4	97	62	142
Toluene-d8	96	55	145
4-Bromofluorobenzene	103	65	139

Compounds:	Concentration mg/kg (ppm)
Vinyl chloride	<0.05
Chloroethane	<0.5
1,1-Dichloroethene	<0.05
Methylene chloride	<0.5
trans-1,2-Dichloroethene	<0.05
1,1-Dichloroethane	<0.05
cis-1,2-Dichloroethene	<0.05
1,2-Dichloroethane (EDC)	<0.05
1,1,1-Trichloroethane	<0.05
Trichloroethene	<0.03
Tetrachloroethene	<0.025

Analysis For Volatile Compounds By EPA Method 8260C

Client Sample ID:	B229-05	Client:	SoundEarth Strategies
Date Received:	05/01/12	Project:	TOC_01-600_20120501 WORFDB6
Date Extracted:	05/03/12	Lab ID:	205022-22
Date Analyzed:	05/05/12	Data File:	050441.D
Matrix:	Soil	Instrument:	GCMS4
Units:	mg/kg (ppm)	Operator:	JS

Surrogates:	% Recovery:	Lower Limit:	Upper Limit:
1,2-Dichloroethane-d4	95	62	142
Toluene-d8	97	55	145
4-Bromofluorobenzene	102	65	139

Compounds:	Concentration mg/kg (ppm)
Vinyl chloride	<0.05
Chloroethane	<0.5
1,1-Dichloroethene	<0.05
Methylene chloride	<0.5
trans-1,2-Dichloroethene	<0.05
1,1-Dichloroethane	<0.05
cis-1,2-Dichloroethene	<0.05
1,2-Dichloroethane (EDC)	<0.05
1,1,1-Trichloroethane	<0.05
Trichloroethene	<0.03
Tetrachloroethene	<0.025

Analysis For Volatile Compounds By EPA Method 8260C

Client Sample ID:	B230-02.5	Client:	SoundEarth Strategies
Date Received:	05/01/12	Project:	TOC_01-600_20120501 WORFDB6
Date Extracted:	05/03/12	Lab ID:	205022-25
Date Analyzed:	05/05/12	Data File:	050442.D
Matrix:	Soil	Instrument:	GCMS4
Units:	mg/kg (ppm)	Operator:	JS

Surrogates:	% Recovery:	Lower Limit:	Upper Limit:
1,2-Dichloroethane-d4	99	62	142
Toluene-d8	96	55	145
4-Bromofluorobenzene	104	65	139

Compounds:	Concentration mg/kg (ppm)
Vinyl chloride	<0.05
Chloroethane	<0.5
1,1-Dichloroethene	<0.05
Methylene chloride	<0.5
trans-1,2-Dichloroethene	<0.05
1,1-Dichloroethane	<0.05
cis-1,2-Dichloroethene	<0.05
1,2-Dichloroethane (EDC)	<0.05
1,1,1-Trichloroethane	<0.05
Trichloroethene	<0.03
Tetrachloroethene	<0.025

Analysis For Volatile Compounds By EPA Method 8260C

Client Sample ID:	B230-05	Client:	SoundEarth Strategies
Date Received:	05/01/12	Project:	TOC_01-600_20120501 WORFDB6
Date Extracted:	05/03/12	Lab ID:	205022-26
Date Analyzed:	05/04/12	Data File:	050420.D
Matrix:	Soil	Instrument:	GCMS4
Units:	mg/kg (ppm)	Operator:	JS

Surrogates:	% Recovery:	Lower Limit:	Upper Limit:
1,2-Dichloroethane-d4	98	62	142
Toluene-d8	95	55	145
4-Bromofluorobenzene	101	65	139

Compounds:	Concentration mg/kg (ppm)
Vinyl chloride	<0.05
Chloroethane	<0.5
1,1-Dichloroethene	<0.05
Methylene chloride	<0.5
trans-1,2-Dichloroethene	<0.05
1,1-Dichloroethane	<0.05
cis-1,2-Dichloroethene	<0.05
1,2-Dichloroethane (EDC)	<0.05
1,1,1-Trichloroethane	<0.05
Trichloroethene	<0.03
Tetrachloroethene	<0.025

Analysis For Volatile Compounds By EPA Method 8260C

Client Sample ID:	B231-02.5	Client:	SoundEarth Strategies
Date Received:	05/01/12	Project:	TOC_01-600_20120501 WORFDB6
Date Extracted:	05/03/12	Lab ID:	205022-29
Date Analyzed:	05/05/12	Data File:	050443.D
Matrix:	Soil	Instrument:	GCMS4
Units:	mg/kg (ppm)	Operator:	JS

Surrogates:	% Recovery:	Lower Limit:	Upper Limit:
1,2-Dichloroethane-d4	96	62	142
Toluene-d8	96	55	145
4-Bromofluorobenzene	103	65	139

Compounds:	Concentration mg/kg (ppm)
Vinyl chloride	<0.05
Chloroethane	<0.5
1,1-Dichloroethene	<0.05
Methylene chloride	<0.5
trans-1,2-Dichloroethene	<0.05
1,1-Dichloroethane	<0.05
cis-1,2-Dichloroethene	<0.05
1,2-Dichloroethane (EDC)	<0.05
1,1,1-Trichloroethane	<0.05
Trichloroethene	<0.03
Tetrachloroethene	<0.025

Analysis For Volatile Compounds By EPA Method 8260C

Client Sample ID:	B231-05	Client:	SoundEarth Strategies
Date Received:	05/01/12	Project:	TOC_01-600_20120501 WORFDB6
Date Extracted:	05/03/12	Lab ID:	205022-30
Date Analyzed:	05/05/12	Data File:	050444.D
Matrix:	Soil	Instrument:	GCMS4
Units:	mg/kg (ppm)	Operator:	JS

Surrogates:	% Recovery:	Lower Limit:	Upper Limit:
1,2-Dichloroethane-d4	97	62	142
Toluene-d8	96	55	145
4-Bromofluorobenzene	103	65	139

Compounds:	Concentration mg/kg (ppm)
Vinyl chloride	<0.05
Chloroethane	<0.5
1,1-Dichloroethene	<0.05
Methylene chloride	<0.5
trans-1,2-Dichloroethene	<0.05
1,1-Dichloroethane	<0.05
cis-1,2-Dichloroethene	<0.05
1,2-Dichloroethane (EDC)	<0.05
1,1,1-Trichloroethane	<0.05
Trichloroethene	<0.03
Tetrachloroethene	<0.025

Analysis For Volatile Compounds By EPA Method 8260C

Client Sample ID:	B233-05	Client:	SoundEarth Strategies
Date Received:	05/01/12	Project:	TOC_01-600_20120501 WORFDB6
Date Extracted:	05/03/12	Lab ID:	205022-42
Date Analyzed:	05/05/12	Data File:	050445.D
Matrix:	Soil	Instrument:	GCMS4
Units:	mg/kg (ppm)	Operator:	JS

Surrogates:	% Recovery:	Lower Limit:	Upper Limit:
1,2-Dichloroethane-d4	96	62	142
Toluene-d8	96	55	145
4-Bromofluorobenzene	103	65	139

Compounds:	Concentration mg/kg (ppm)
Vinyl chloride	<0.05
Chloroethane	<0.5
1,1-Dichloroethene	<0.05
Methylene chloride	<0.5
trans-1,2-Dichloroethene	<0.05
1,1-Dichloroethane	<0.05
cis-1,2-Dichloroethene	<0.05
1,2-Dichloroethane (EDC)	<0.05
1,1,1-Trichloroethane	<0.05
Trichloroethene	<0.03
Tetrachloroethene	<0.025

Analysis For Volatile Compounds By EPA Method 8260C

Client Sample ID:	B233-10	Client:	SoundEarth Strategies
Date Received:	05/01/12	Project:	TOC_01-600_20120501 WORFDB6
Date Extracted:	05/03/12	Lab ID:	205022-44
Date Analyzed:	05/05/12	Data File:	050446.D
Matrix:	Soil	Instrument:	GCMS4
Units:	mg/kg (ppm)	Operator:	JS

Surrogates:	% Recovery:	Lower Limit:	Upper Limit:
1,2-Dichloroethane-d4	96	62	142
Toluene-d8	96	55	145
4-Bromofluorobenzene	102	65	139

Compounds:	Concentration mg/kg (ppm)
Vinyl chloride	<0.05
Chloroethane	<0.5
1,1-Dichloroethene	<0.05
Methylene chloride	<0.5
trans-1,2-Dichloroethene	<0.05
1,1-Dichloroethane	<0.05
cis-1,2-Dichloroethene	<0.05
1,2-Dichloroethane (EDC)	<0.05
1,1,1-Trichloroethane	<0.05
Trichloroethene	<0.03
Tetrachloroethene	<0.025

Analysis For Volatile Compounds By EPA Method 8260C

Client Sample ID:	Method Blank	Client:	SoundEarth Strategies
Date Received:	NA	Project:	TOC_01-600_20120501 WORFDB6
Date Extracted:	05/03/12	Lab ID:	02-0700 mb
Date Analyzed:	05/04/12	Data File:	050409.D
Matrix:	Soil	Instrument:	GCMS4
Units:	mg/kg (ppm)	Operator:	JS

Surrogates:	% Recovery:	Lower Limit:	Upper Limit:
1,2-Dichloroethane-d4	96	62	142
Toluene-d8	95	55	145
4-Bromofluorobenzene	101	65	139

Compounds:	Concentration mg/kg (ppm)
Vinyl chloride	<0.05
Chloroethane	<0.5
1,1-Dichloroethene	<0.05
Methylene chloride	<0.5
trans-1,2-Dichloroethene	<0.05
1,1-Dichloroethane	<0.05
cis-1,2-Dichloroethene	<0.05
1,2-Dichloroethane (EDC)	<0.05
1,1,1-Trichloroethane	<0.05
Trichloroethene	<0.03
Tetrachloroethene	<0.025

Analysis For Volatile Compounds By EPA Method 8260C

Client Sample ID:	Method Blank	Client:	SoundEarth Strategies
Date Received:	NA	Project:	TOC_01-600_20120501 WORFDB6
Date Extracted:	05/03/12	Lab ID:	02-0701 mb
Date Analyzed:	05/04/12	Data File:	050410.D
Matrix:	Soil	Instrument:	GCMS4
Units:	mg/kg (ppm)	Operator:	JS

Surrogates:	% Recovery:	Lower Limit:	Upper Limit:
1,2-Dichloroethane-d4	93	62	142
Toluene-d8	94	55	145
4-Bromofluorobenzene	103	65	139

Compounds:	Concentration mg/kg (ppm)
Vinyl chloride	<0.05
Chloroethane	<0.5
1,1-Dichloroethene	<0.05
Methylene chloride	<0.5
trans-1,2-Dichloroethene	<0.05
1,1-Dichloroethane	<0.05
cis-1,2-Dichloroethene	<0.05
1,2-Dichloroethane (EDC)	<0.05
1,1,1-Trichloroethane	<0.05
Trichloroethene	<0.03
Tetrachloroethene	<0.025

Date of Report: 05/10/12
Date Received: 05/01/12
Project: TOC_01-600_20120501 WORFDB6, F&BI 205022

QUALITY ASSURANCE RESULTS FOR THE ANALYSIS OF SOIL SAMPLES FOR BENZENE, TOLUENE, ETHYLBENZENE, XYLENES, AND TPH AS GASOLINE USING EPA METHOD 8021B AND NWTPH-Gx

Laboratory Code: 205049-01 (Duplicate)

Analyte	Reporting Units	(Wet Wt) Sample Result	(Wet Wt) Duplicate Result	Relative Percent Difference (Limit 20)
Benzene	mg/kg (ppm)	<0.02	<0.02	nm
Toluene	mg/kg (ppm)	<0.02	<0.02	nm
Ethylbenzene	mg/kg (ppm)	<0.02	<0.02	nm
Xylenes	mg/kg (ppm)	<0.06	<0.06	nm
Gasoline	mg/kg (ppm)	<2	<2	nm

Laboratory Code: Laboratory Control Sample

Analyte	Reporting Units	Spike Level	Percent Recovery LCS	Acceptance Criteria
Benzene	mg/kg (ppm)	0.5	78	69-120
Toluene	mg/kg (ppm)	0.5	84	70-117
Ethylbenzene	mg/kg (ppm)	0.5	85	65-123
Xylenes	mg/kg (ppm)	1.5	86	66-120
Gasoline	mg/kg (ppm)	20	95	71-131

Date of Report: 05/10/12
Date Received: 05/01/12
Project: TOC_01-600_20120501 WORFDB6, F&BI 205022

QUALITY ASSURANCE RESULTS FROM THE ANALYSIS OF SOIL SAMPLES FOR TOTAL PETROLEUM HYDROCARBONS AS DIESEL EXTENDED USING METHOD NWTPH-Dx

Laboratory Code: 205022-04 (Matrix Spike)

Analyte	Reporting Units	Spike Level	(Wet wt) Sample Result	Percent Recovery MS	Percent Recovery MSD	Acceptance Criteria	RPD (Limit 20)
Diesel Extended	mg/kg (ppm)	5,000	<50	108	109	64-133	1

Laboratory Code: Laboratory Control Sample

Analyte	Reporting Units	Spike Level	Percent Recovery LCS	Acceptance Criteria
Diesel Extended	mg/kg (ppm)	5,000	113	58-147

Date of Report: 05/10/12
Date Received: 05/01/12
Project: TOC_01-600_20120501 WORFDB6, F&BI 205022

QUALITY ASSURANCE RESULTS FOR THE ANALYSIS OF SOIL SAMPLES FOR VOLATILES BY EPA METHOD 8260C

Laboratory Code: 205022-02 (Matrix Spike)

Analyte	Reporting Units	Spike Level	Sample Result	Percent Recovery MS	Acceptance Criteria
Vinyl chloride	mg/kg (ppm)	2.5	<0.05	25	10-138
Chloroethane	mg/kg (ppm)	2.5	<0.5	42	10-176
1,1-Dichloroethene	mg/kg (ppm)	2.5	<0.05	41	10-160
Methylene chloride	mg/kg (ppm)	2.5	<0.5	47	10-156
trans-1,2-Dichloroethene	mg/kg (ppm)	2.5	<0.05	50	14-137
1,1-Dichloroethane	mg/kg (ppm)	2.5	<0.05	54	19-140
cis-1,2-Dichloroethene	mg/kg (ppm)	2.5	<0.05	59	25-135
1,2-Dichloroethane (EDC)	mg/kg (ppm)	2.5	<0.05	62	12-160
1,1,1-Trichloroethane	mg/kg (ppm)	2.5	<0.05	54	10-156
Trichloroethene	mg/kg (ppm)	2.5	<0.03	54	21-139
Tetrachloroethene	mg/kg (ppm)	2.5	<0.025	53	20-133

Laboratory Code: Laboratory Control Sample

Analyte	Reporting Units	Spike Level	Percent Recovery LCS	Percent Recovery LCSD	Acceptance Criteria	RPD (Limit 20)
Vinyl chloride	mg/kg (ppm)	2.5	71	71	22-139	0
Chloroethane	mg/kg (ppm)	2.5	78	78	20-153	0
1,1-Dichloroethene	mg/kg (ppm)	2.5	84	81	47-128	4
Methylene chloride	mg/kg (ppm)	2.5	83	80	42-132	4
trans-1,2-Dichloroethene	mg/kg (ppm)	2.5	88	88	67-127	0
1,1-Dichloroethane	mg/kg (ppm)	2.5	90	93	68-115	3
cis-1,2-Dichloroethene	mg/kg (ppm)	2.5	93	93	72-113	0
1,2-Dichloroethane (EDC)	mg/kg (ppm)	2.5	91	91	56-135	0
1,1,1-Trichloroethane	mg/kg (ppm)	2.5	92	97	62-131	5
Trichloroethene	mg/kg (ppm)	2.5	89	89	68-114	0
Tetrachloroethene	mg/kg (ppm)	2.5	97	98	72-114	1

Date of Report: 05/10/12
Date Received: 05/01/12
Project: TOC_01-600_20120501 WORFDB6, F&BI 205022

QUALITY ASSURANCE RESULTS FOR THE ANALYSIS OF SOIL SAMPLES FOR VOLATILES BY EPA METHOD 8260C

Laboratory Code: 205022-26 (Matrix Spike)

Analyte	Reporting Units	Spike Level	Sample Result	Percent Recovery MS	Acceptance Criteria
Vinyl chloride	mg/kg (ppm)	2.5	<0.05	21	10-138
Chloroethane	mg/kg (ppm)	2.5	<0.5	36	10-176
1,1-Dichloroethene	mg/kg (ppm)	2.5	<0.05	33	10-160
Methylene chloride	mg/kg (ppm)	2.5	<0.5	46	10-156
trans-1,2-Dichloroethene	mg/kg (ppm)	2.5	<0.05	43	14-137
1,1-Dichloroethane	mg/kg (ppm)	2.5	<0.05	49	19-140
cis-1,2-Dichloroethene	mg/kg (ppm)	2.5	<0.05	53	25-135
1,2-Dichloroethane (EDC)	mg/kg (ppm)	2.5	<0.05	57	12-160
1,1,1-Trichloroethane	mg/kg (ppm)	2.5	<0.05	47	10-156
Trichloroethene	mg/kg (ppm)	2.5	<0.03	51	21-139
Tetrachloroethene	mg/kg (ppm)	2.5	<0.025	52	20-133

Laboratory Code: Laboratory Control Sample

Analyte	Reporting Units	Spike Level	Percent Recovery LCS	Percent Recovery LCSD	Acceptance Criteria	RPD (Limit 20)
Vinyl chloride	mg/kg (ppm)	2.5	74	73	22-139	1
Chloroethane	mg/kg (ppm)	2.5	82	81	20-153	1
1,1-Dichloroethene	mg/kg (ppm)	2.5	82	82	47-128	0
Methylene chloride	mg/kg (ppm)	2.5	83	84	42-132	1
trans-1,2-Dichloroethene	mg/kg (ppm)	2.5	88	89	67-127	1
1,1-Dichloroethane	mg/kg (ppm)	2.5	90	94	68-115	4
cis-1,2-Dichloroethene	mg/kg (ppm)	2.5	93	94	72-113	1
1,2-Dichloroethane (EDC)	mg/kg (ppm)	2.5	90	91	56-135	1
1,1,1-Trichloroethane	mg/kg (ppm)	2.5	98	99	62-131	1
Trichloroethene	mg/kg (ppm)	2.5	91	90	68-114	1
Tetrachloroethene	mg/kg (ppm)	2.5	97	97	72-114	0

Data Qualifiers & Definitions

a - The analyte was detected at a level less than five times the reporting limit. The RPD results may not provide reliable information on the variability of the analysis.

A1 – More than one compound of similar molecule structure was identified with equal probability.

b - The analyte was spiked at a level that was less than five times that present in the sample. Matrix spike recoveries may not be meaningful.

ca - The calibration results for this range fell outside of acceptance criteria. The value reported is an estimate.

c - The presence of the analyte indicated may be due to carryover from previous sample injections.

d - The sample was diluted. Detection limits may be raised due to dilution.

ds - The sample was diluted. Detection limits are raised due to dilution and surrogate recoveries may not be meaningful.

dv - Insufficient sample was available to achieve normal reporting limits and limits are raised accordingly.

fb - Analyte present in the blank and the sample.

fc – The compound is a common laboratory and field contaminant.

hr - The sample and duplicate were reextracted and reanalyzed. RPD results were still outside of control limits. The variability is attributed to sample inhomogeneity.

ht - Analysis performed outside the method or client-specified holding time requirement.

ip - Recovery fell outside of normal control limits. Compounds in the sample matrix interfered with the quantitation of the analyte.

j – The result is below normal reporting limits. The value reported is an estimate.

J - The internal standard associated with the analyte is out of control limits. The reported concentration is an estimate.

jl - The analyte result in the laboratory control sample is out of control limits. The reported concentration should be considered an estimate.

jr - The rpd result in laboratory control sample associated with the analyte is out of control limits. The reported concentration should be considered an estimate.

js - The surrogate associated with the analyte is out of control limits. The reported concentration should be considered an estimate.

lc - The presence of the compound indicated is likely due to laboratory contamination.

L - The reported concentration was generated from a library search.

nm - The analyte was not detected in one or more of the duplicate analyses. Therefore, calculation of the RPD is not applicable.

pc – The sample was received in a container not approved by the method. The value reported should be considered an estimate.

pr – The sample was received with incorrect preservation. The value reported should be considered an estimate.

ve - Estimated concentration calculated for an analyte response above the valid instrument calibration range. A dilution is required to obtain an accurate quantification of the analyte.

vo - The value reported fell outside the control limits established for this analyte.

x - The sample chromatographic pattern does not resemble the fuel standard used for quantitation.

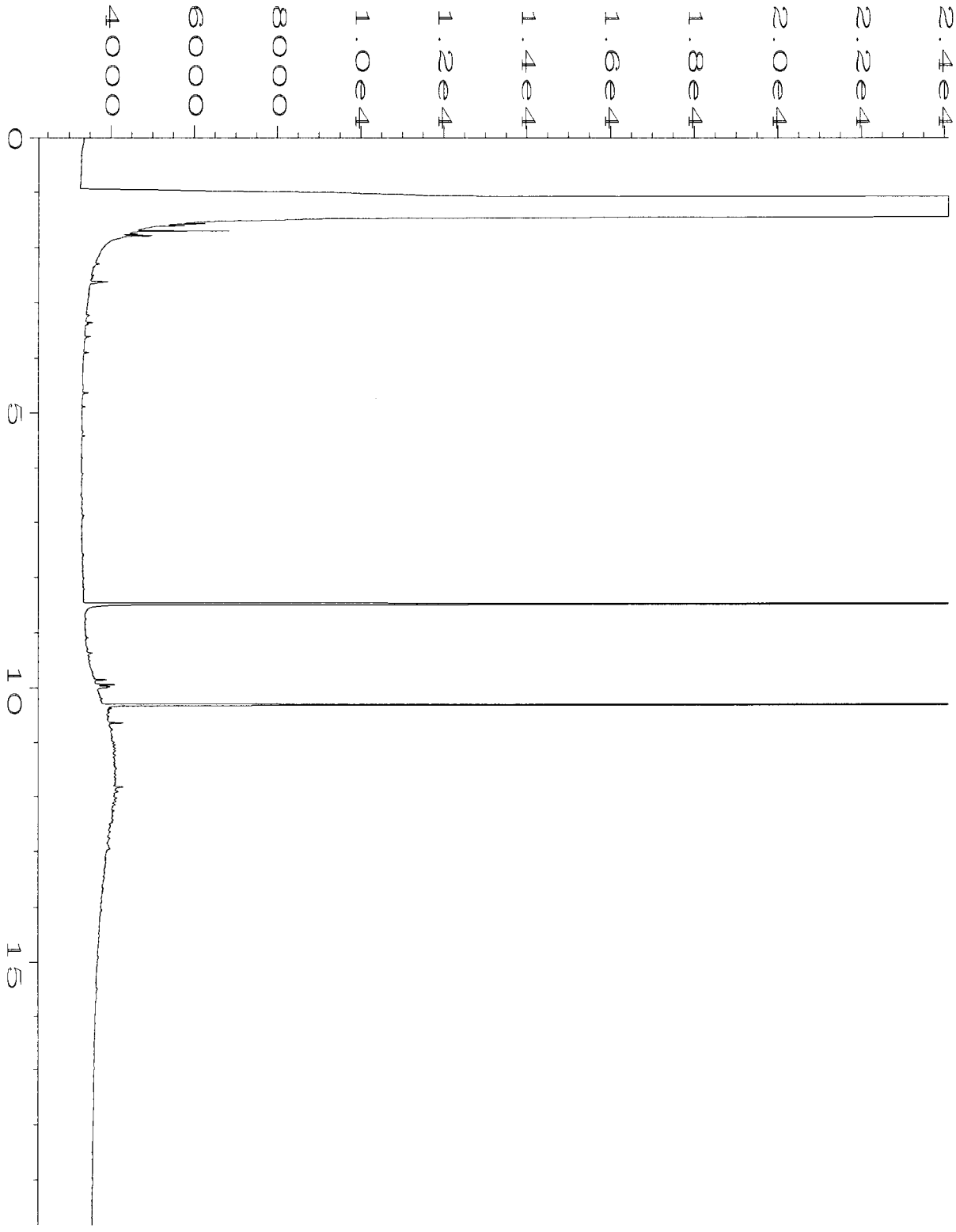

Data File Name : C:\HPCHEM\6\DATA\05-04-12\031F0701.D
Operator : mwdl
Instrument : GC #6
Sample Name : 205022-02
Run Time Bar Code:
Acquired on : 04 May 12 11:49 PM
Report Created on: 07 May 12 09:54 AM

Page Number : 1
Vial Number : 31
Injection Number : 1
Sequence Line : 7
Instrument Method: TPHD.MTH
Analysis Method : TPHD.MTH

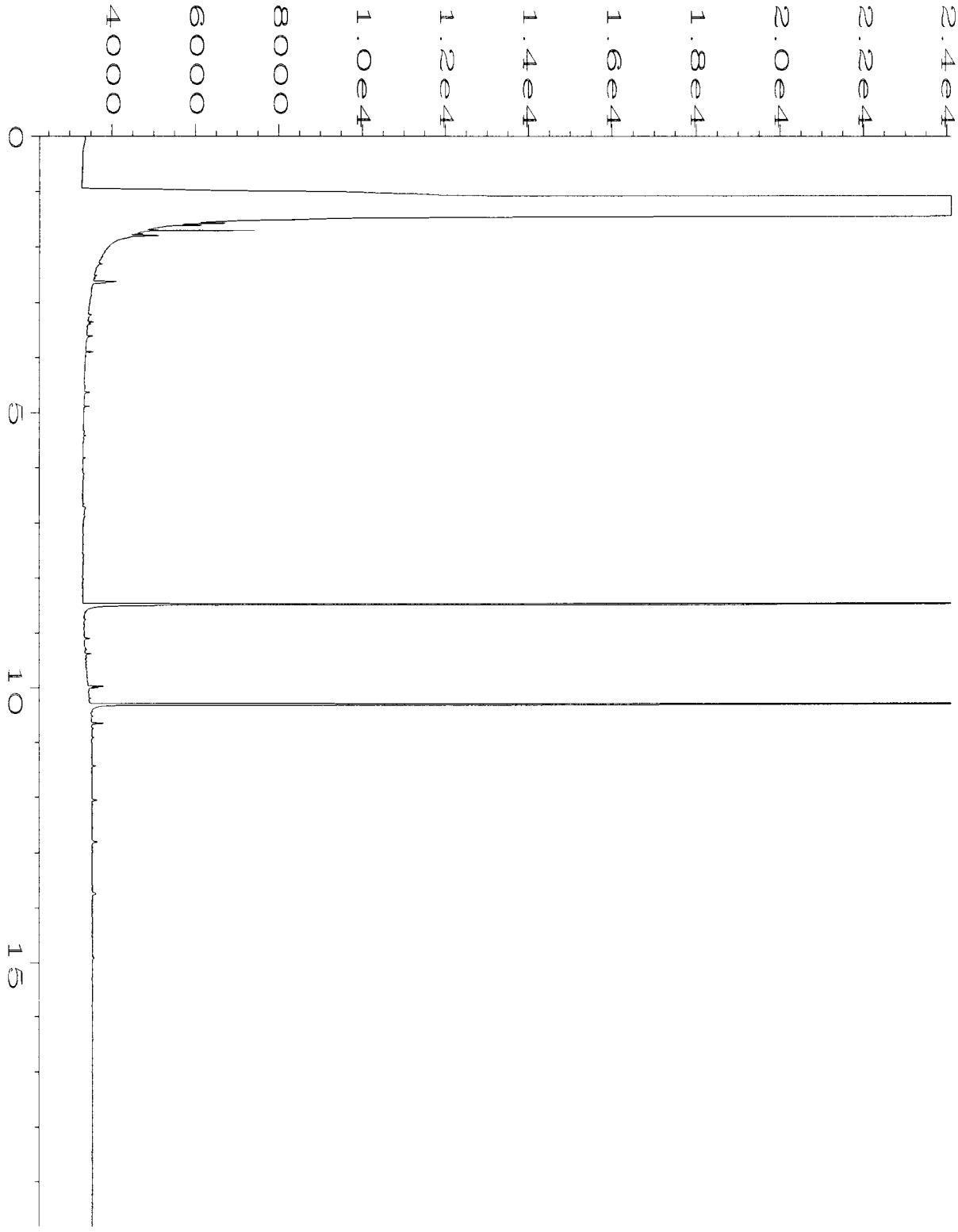

Data File Name : C:\HPCHEM\6\DATA\05-04-12\032F0701.D
Operator : mwdl
Instrument : GC #6
Sample Name : 205022-03
Run Time Bar Code:
Acquired on : 05 May 12 00:14 AM
Report Created on: 07 May 12 09:54 AM

Page Number : 1
Vial Number : 32
Injection Number : 1
Sequence Line : 7
Instrument Method: TPHD.MTH
Analysis Method : TPHD.MTH



Data File Name : C:\HPCHEM\6\DATA\05-04-12\033F0701.D
Operator : mwdl
Instrument : GC #6
Sample Name : 205022-04
Run Time Bar Code:
Acquired on : 05 May 12 00:39 AM
Report Created on: 07 May 12 09:54 AM

Page Number : 1
Vial Number : 33
Injection Number : 1
Sequence Line : 7
Instrument Method: TPHD.MTH
Analysis Method : TPHD.MTH



Data File Name : C:\HPCHEM\6\DATA\05-04-12\034F0701.D
Operator : mwdl
Instrument : GC #6
Sample Name : 205022-10
Run Time Bar Code:
Acquired on : 05 May 12 01:04 AM
Report Created on: 07 May 12 09:54 AM

Page Number : 1
Vial Number : 34
Injection Number : 1
Sequence Line : 7
Instrument Method: TPHD.MTH
Analysis Method : TPHD.MTH



Data File Name : C:\HPCHEM\6\DATA\05-04-12\035F0701.D
Operator : mwdl
Instrument : GC #6
Sample Name : 205022-12
Run Time Bar Code:
Acquired on : 05 May 12 01:29 AM
Report Created on: 07 May 12 09:54 AM

Page Number : 1
Vial Number : 35
Injection Number : 1
Sequence Line : 7
Instrument Method: TPHD.MTH
Analysis Method : TPHD.MTH



Data File Name : C:\HPCHEM\6\DATA\05-04-12\036F0701.D
Operator : mwdl
Instrument : GC #6
Sample Name : 205022-17
Run Time Bar Code:
Acquired on : 05 May 12 01:54 AM
Report Created on: 07 May 12 09:54 AM

Page Number : 1
Vial Number : 36
Injection Number : 1
Sequence Line : 7
Instrument Method: TPHD.MTH
Analysis Method : TPHD.MTH

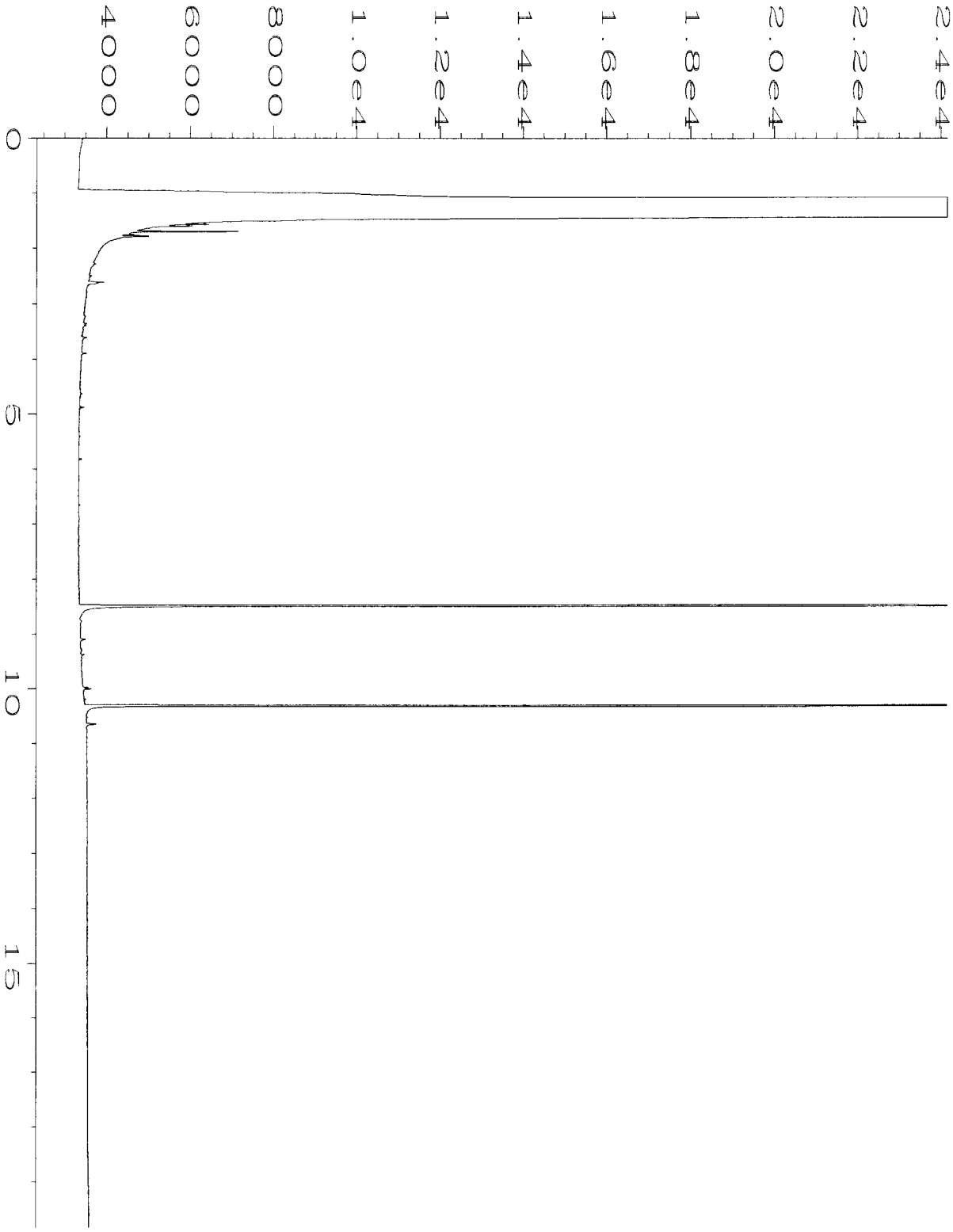

Data File Name : C:\HPCHEM\6\DATA\05-04-12\037F0701.D
Operator : mwdl
Instrument : GC #6
Sample Name : 205022-18
Run Time Bar Code:
Acquired on : 05 May 12 02:19 AM
Report Created on: 07 May 12 09:54 AM

Page Number : 1
Vial Number : 37
Injection Number : 1
Sequence Line : 7
Instrument Method: TPHD.MTH
Analysis Method : TPHD.MTH

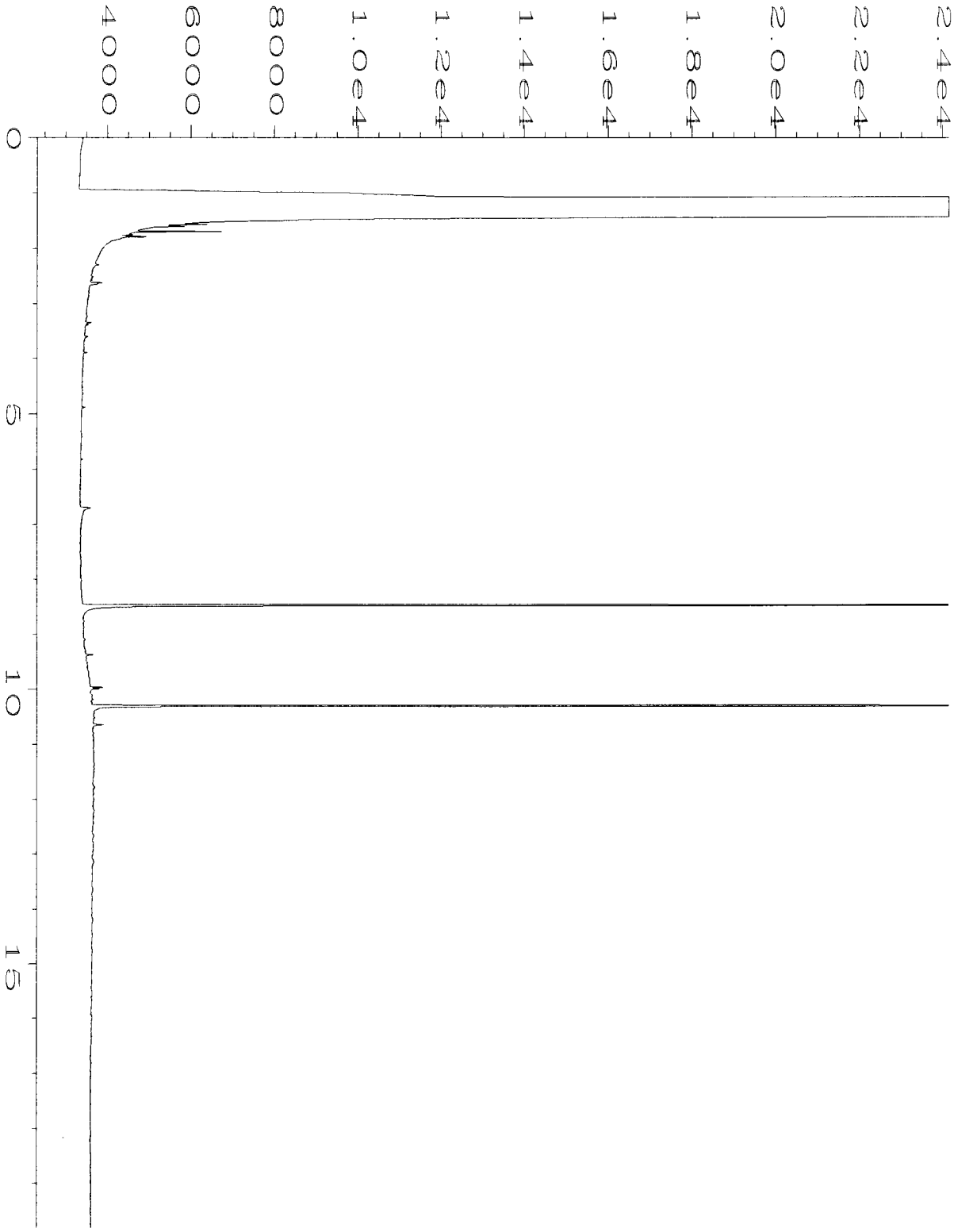

Data File Name : C:\HPCHEM\6\DATA\05-04-12\038F0901.D
Operator : mwdl
Instrument : GC #6
Sample Name : 205022-22
Run Time Bar Code:
Acquired on : 05 May 12 03:35 AM
Report Created on: 07 May 12 09:54 AM

Page Number : 1
Vial Number : 38
Injection Number : 1
Sequence Line : 9
Instrument Method: TPHD.MTH
Analysis Method : TPHD.MTH

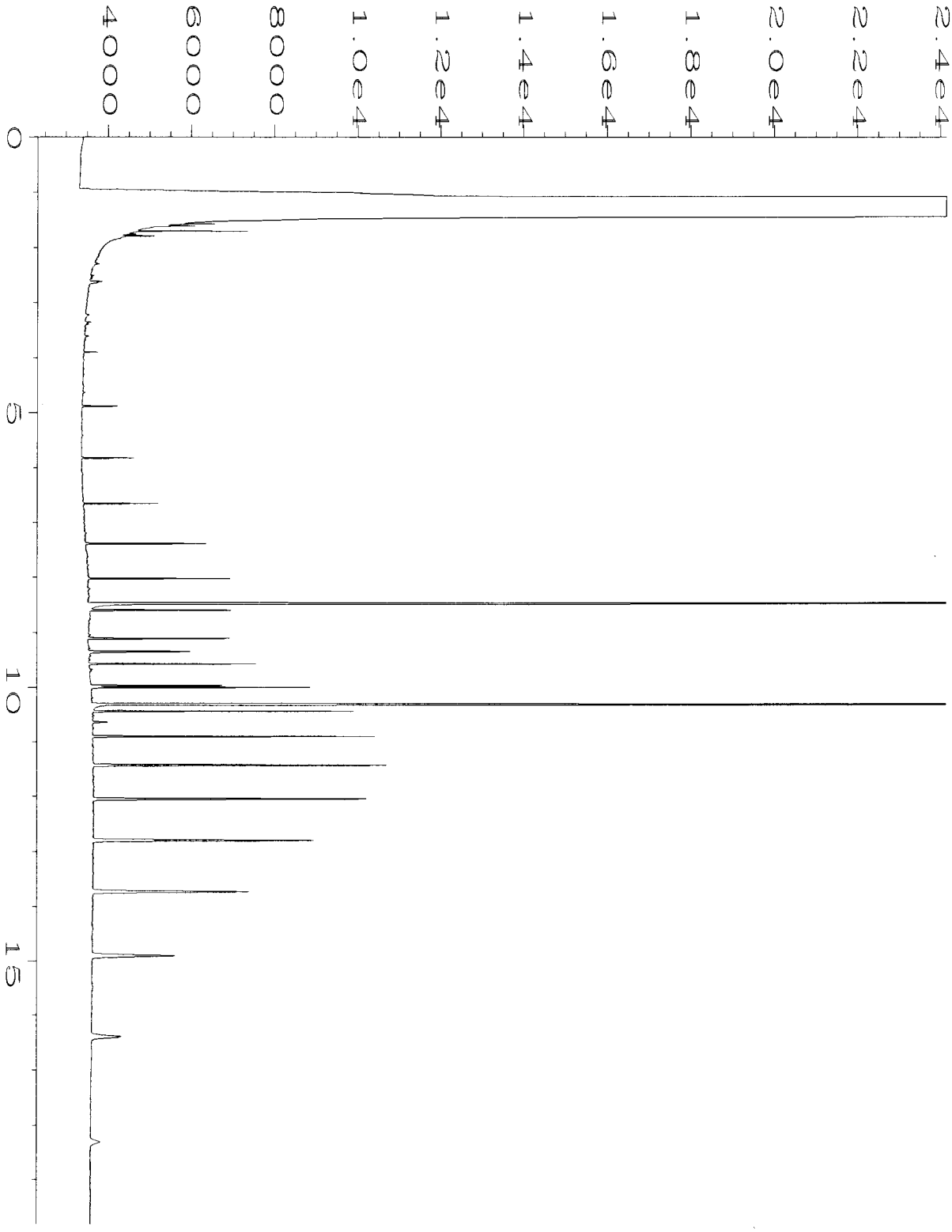

Data File Name : C:\HPCHEM\6\DATA\05-04-12\039F0901.D
Operator : mwdl
Instrument : GC #6
Sample Name : 205022-25
Run Time Bar Code:
Acquired on : 05 May 12 04:00 AM
Report Created on: 07 May 12 09:54 AM

Page Number : 1
Vial Number : 39
Injection Number : 1
Sequence Line : 9
Instrument Method: TPHD.MTH
Analysis Method : TPHD.MTH



Data File Name : C:\HPCHEM\6\DATA\05-04-12\040F0901.D
Operator : mwdl
Instrument : GC #6
Sample Name : 205022-26
Run Time Bar Code:
Acquired on : 05 May 12 04:25 AM
Report Created on: 07 May 12 09:55 AM

Page Number : 1
Vial Number : 40
Injection Number : 1
Sequence Line : 9
Instrument Method: TPHD.MTH
Analysis Method : TPHD.MTH



Data File Name : C:\HPCHEM\6\DATA\05-04-12\041F0901.D
Operator : mwdl
Instrument : GC #6
Sample Name : 205022-29
Run Time Bar Code:
Acquired on : 05 May 12 04:50 AM
Report Created on: 07 May 12 09:55 AM

Page Number : 1
Vial Number : 41
Injection Number : 1
Sequence Line : 9
Instrument Method: TPHD.MTH
Analysis Method : TPHD.MTH

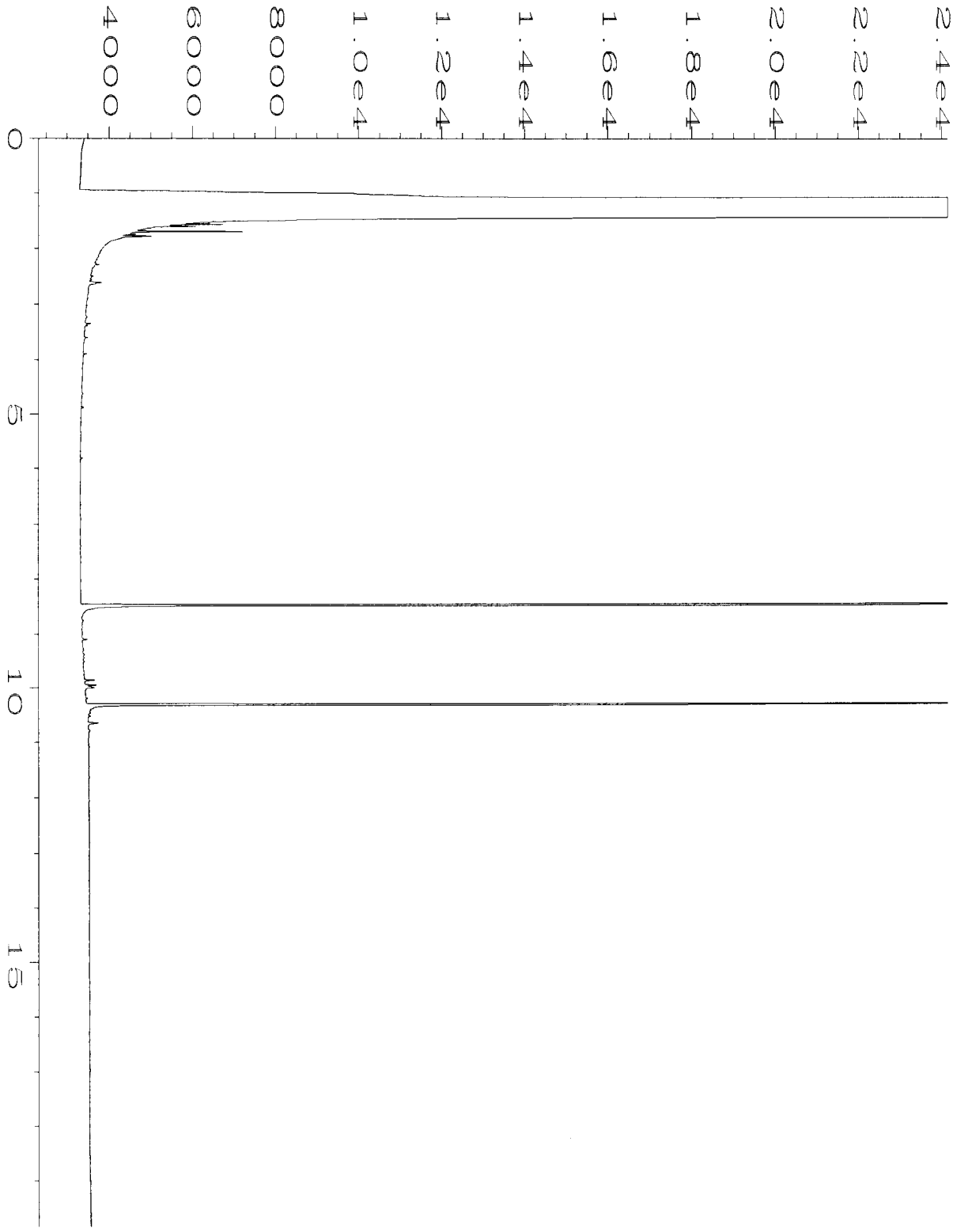

Data File Name : C:\HPCHEM\6\DATA\05-04-12\042F0901.D
Operator : mwdl
Instrument : GC #6
Sample Name : 205022-30
Run Time Bar Code:
Acquired on : 05 May 12 05:15 AM
Report Created on: 07 May 12 09:55 AM

Page Number : 1
Vial Number : 42
Injection Number : 1
Sequence Line : 9
Instrument Method: TPHD.MTH
Analysis Method : TPHD.MTH



Data File Name : C:\HPCHEM\6\DATA\05-04-12\043F0901.D
Operator : mwdl
Instrument : GC #6
Sample Name : 205022-42
Run Time Bar Code:
Acquired on : 05 May 12 05:40 AM
Report Created on: 07 May 12 09:55 AM

Page Number : 1
Vial Number : 43
Injection Number : 1
Sequence Line : 9
Instrument Method: TPHD.MTH
Analysis Method : TPHD.MTH



Data File Name : C:\HPCHEM\6\DATA\05-04-12\044F0901.D
Operator : mwdl
Instrument : GC #6
Sample Name : 205022-44
Run Time Bar Code:
Acquired on : 05 May 12 06:05 AM
Report Created on: 07 May 12 09:55 AM

Page Number : 1
Vial Number : 44
Injection Number : 1
Sequence Line : 9
Instrument Method: TPHD.MTH
Analysis Method : TPHD.MTH

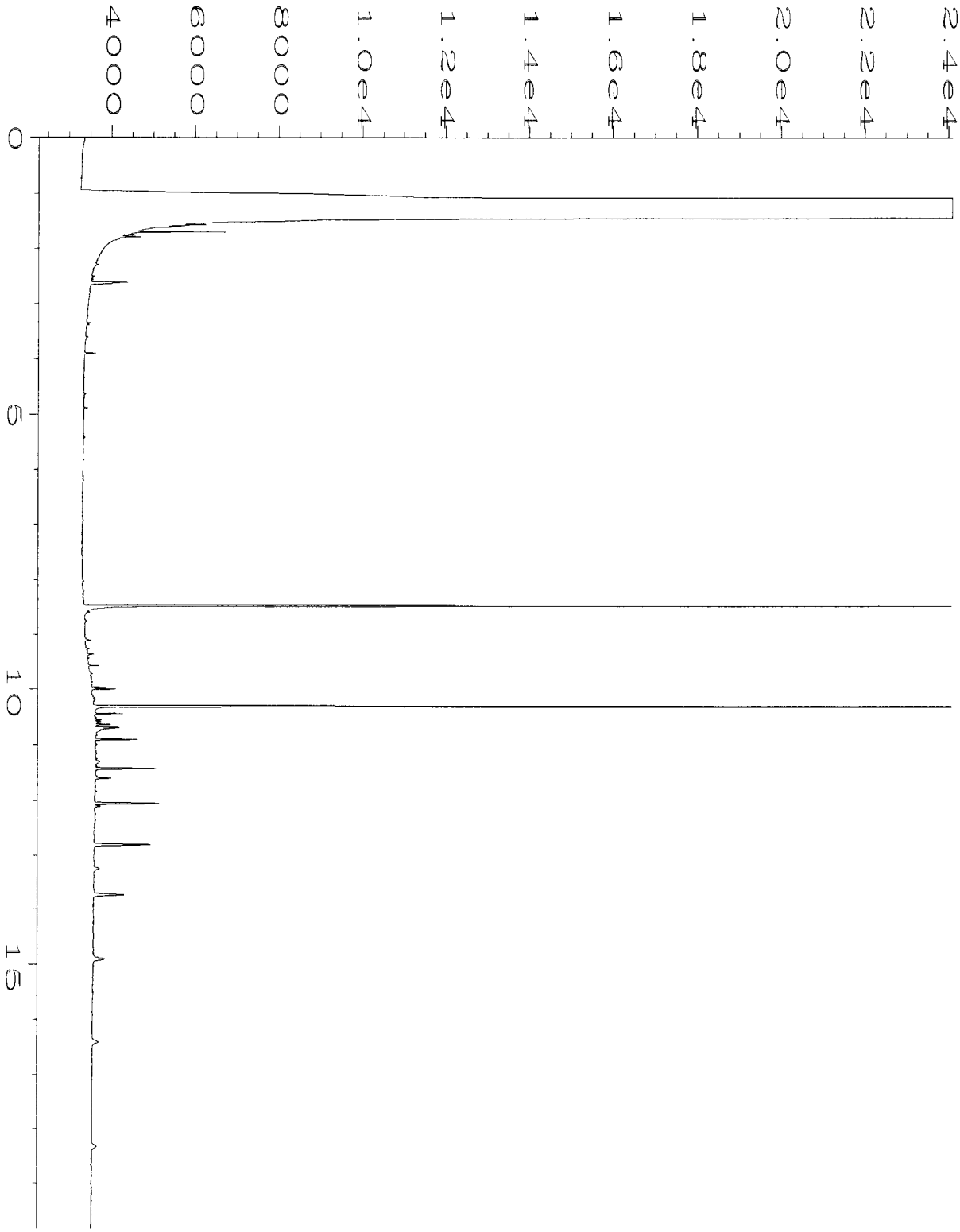

Data File Name : C:\HPCHEM\6\DATA\05-04-12\027F0701.D
Operator : mwdl
Instrument : GC #6
Sample Name : 02-763 mb
Run Time Bar Code:
Acquired on : 04 May 12 10:08 PM
Report Created on: 07 May 12 09:50 AM

Page Number : 1
Vial Number : 27
Injection Number : 1
Sequence Line : 7
Instrument Method: TPHD.MTH
Analysis Method : TPHD.MTH

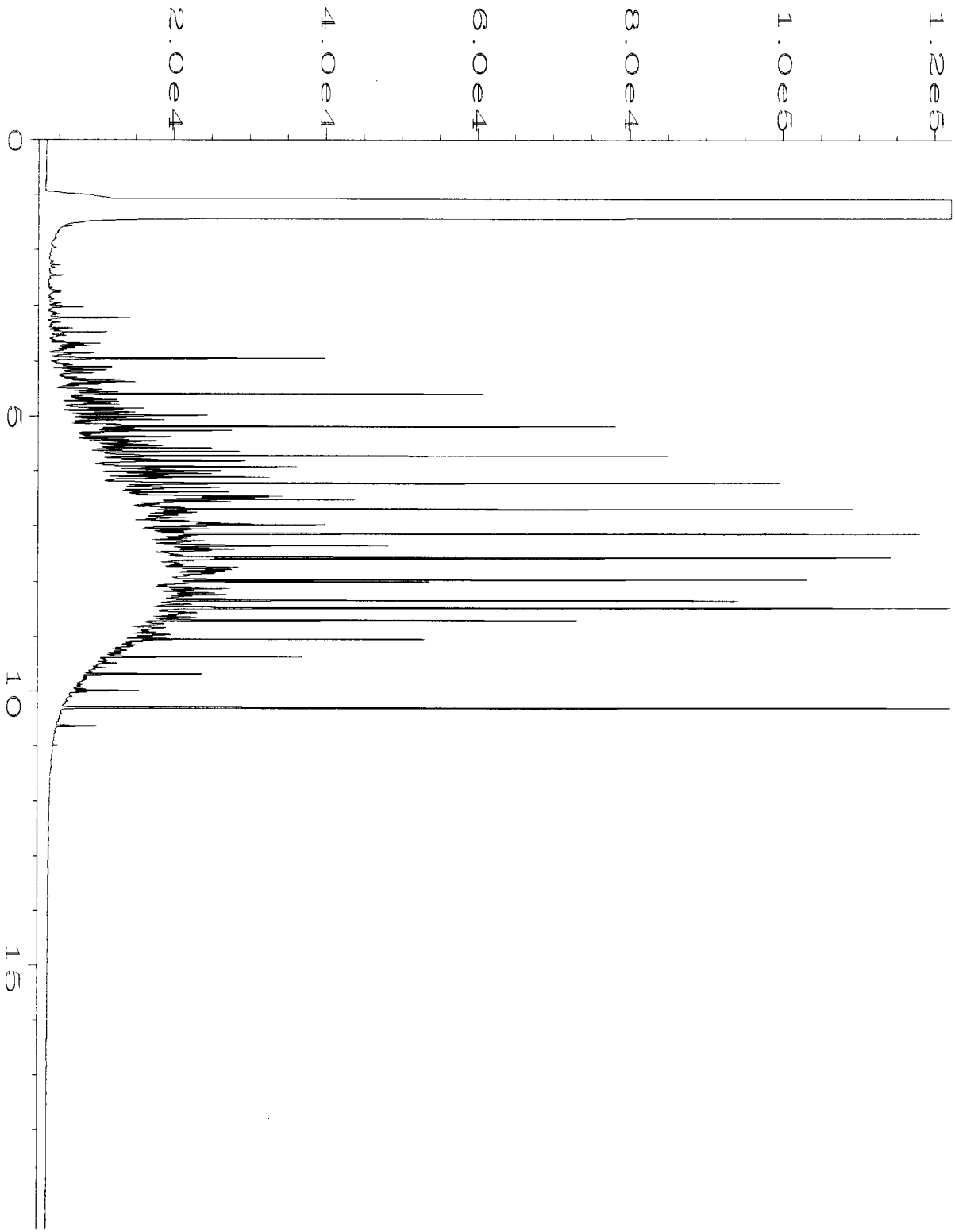

Data File Name : C:\HPCHEM\6\DATA\05-04-12\003F0201.D
Operator : mwdl
Instrument : GC #6
Sample Name : 500 WADF 37-06B
Run Time Bar Code:
Acquired on : 04 May 12 09:15 AM
Report Created on: 07 May 12 09:50 AM

Page Number : 1
Vial Number : 3
Injection Number : 1
Sequence Line : 2
Instrument Method: TPHD.MTH
Analysis Method : TPHD.MTH

205022

SAMPLE CHAIN OF CUSTODY

ME 05/01/12 VS4/805

Page # 1 of 4

Send Report To Tim Brown, cc: Jessica Brown & Audrey Hackett

Company Sound Environmental Strategies

Address 2811 Fairview Ave E, Suite 2000

City, State, ZIP Seattle, WA 98102

SAMPLERS (signature)

PROJECT NAME/NO.: TOC Holdings Co. Facility No. 01-600, Seattle Terminal – East Waterfront Property

PO #

REMARKS: X= RUN STANDARD TAT per JAB 5/3/12

EIM Y / N

TURNAROUND TIME: Standard (2 Weeks); RUSH ____; Rush charges authorized by: ____

SAMPLE DISPOSAL: ⊗ Dispose after 30 days; Return samples; Will call with instructions

Sample ID	Sample Location	Sample Depth	Lab ID	Date Sampled	Time Sampled	Matrix	# of jars	GRPH by NWTPH-Gx	DRPH & ORPH by NWTPH-Dx	BTEX by 8021B	cVOCs by 8260C							8260C per JB 5/3/12 Notes
B226-02.5	B226	2.5	01A-E	4/30/12	0908	S	5											~~HOLD~~ JB 5/3/12
B226-05		5	02		0910			X	X	X	X							
B226-07.5		7.5	03		0919			X	X	X	X							
B226-10		10	04		0923			X	X	X	X							
B226-12.5		12.5	05		0926													
B226-15		15	06		0929													
B226-17.5		17.5	07		0941													
B226-20		20	08		0945													
B227-02.5	B227	2.5	09		1057													
B227-05		5	10		1100			X	X	X	X							
B227-07.5		7.5	11		1104													
B227-10		10	12		1108			X	X	X	X							
B227-12.5		12.5	13		1112													

Friedman & Bruya, Inc.
3012 16th Avenue West
Seattle, WA 98119-2029
Ph. (206) 285-8282
Fax (206) 283-5044

	SIGNATURE	PRINT NAME	COMPANY	DATE	TIME
Relinquished by:		Andrew Lee	SES	5/1/12	1300
Received by:		Nhan Phan	FeBI	5/1/12	1300
Relinquished by:					
Received by:			Samples received at 4 °C		

205022

SAMPLE CHAIN OF CUSTODY

ME 05/01/12

VS4/B05

Page # 2 of 4

Send Report To Tim Brown, cc: Jessica Brown & Audrey Hackett

Company Sound Environmental Strategies

Address 2811 Fairview Ave E, Suite 2000

City, State, ZIP Seattle, WA 98102

SAMPLERS (signature)

PROJECT NAME/NO.: TOC Holdings Co. Facility No. 01-600 Seattle Terminal – East Waterfront Property

PO #

REMARKS: X=Run STANDARD TAT per JMS 5/3/12

EIM Y / N

TURNAROUND TIME: Standard (2 Weeks); RUSH; Rush charges authorized by:

SAMPLE DISPOSAL: ⊗ Dispose after 30 days; Return samples; Will call with instructions

Sample ID	Sample Location	Sample Depth	Lab ID	Date Sampled	Time Sampled	Matrix	# of jars	GRPH by NWTPH-Gx	DRPH & ORPH by NWTPH Dx	BTEX by 8021B	cVOCs by 8260C SIM 8260C						Notes
B227-15	B227	15	14AE	4/30/12	1115	S	5										Hold 5/3/12
B227-17.5		17.5	15		1120												
B227-20		20	16		1123												
B228-02.5	B228	2.5	17		1209			X	X	X	X						
B228-05	B228	05	18		1213			X	X	X	X						
B228-07.5		7.5	19		1217												
B228-10		10	20AD		1220												
B229-02.5	B229	2.5	21AE		1301												
B229-05		5	22		1313			X	X	X	X						
B229-07.5		7.5	23		1320												
B229-10		10	24		1324												
B230-02.5	B230	2.5	25		1401			X	X	X	X						
B230-05	" "	5	26		1407			X	X	X	X						

Friedman & Bruya, Inc.
3012 16th Avenue West
Seattle, WA 98119-2029
Ph. (206) 285-8282
Fax (206) 283-5044

SIGNATURE	PRINT NAME	COMPANY	DATE	TIME
Relinquished by:	Andrew Leaf	SES	5/1/12	1300
Received by:	Nhan Phan	FEBI	5/1/12	1300
Relinquished by:				
Received by:		Samples received at 4 °C		

205022

SAMPLE CHAIN OF CUSTODY

ME 05/01/12

VS4/B05

Page # 3 of 4

Send Report To Tim Brown, cc: Jessica Brown & Audrey Hackett

Company Sound Environmental Strategies

Address 2811 Fairview Ave E, Suite 2000

City, State, ZIP Seattle, WA 98102

SAMPLERS (signature)

PROJECT NAME/NO.: TOC Holdings Co. Facility No. 01-600 Seattle Terminal - East Waterfront Property

PO #

REMARKS: X= Run standard TAT per JMB 5/3/12

EIM Y / N

TURNAROUND TIME: Standard (2 Weeks) RUSH ____ Rush charges authorized by: ____

SAMPLE DISPOSAL: ⊗ Dispose after 30 days; Return samples; Will call with instructions

Sample ID	Sample Location	Sample Depth	Lab ID	Date Sampled	Time Sampled	Matrix	# of jars	GRPH by NWTPH-Gx	DRPH & ORPH by NWTPH-Dx	BTEX by 8021B	VOCs by 8270D SIM 9270C						Notes
B230-07.5	B230	7.5	27A-E	4/30/12	1411	S	5										Hold
B230-10	"	10	28		1417												5/8/12
B231-02.5	B231	2.5	29		1441			X	X	X	X						
B231-05		5	30		1447			X	X	X	X						
B231-07.5		7.5	31		1453												
B231-10		10	32		MP 1457 1520												
B232-02.5	B232	2.5	33		1531												
B232-05		5	34		1535												
B232-07.5		7.5	35		1540												
B232-10		10	36		1547												
B232-12.5		12.5	37		1551												
B232-15		15	38		1557												
B232-17.5		17.5	39		1602												

Friedman & Bruya, Inc.
3012 16th Avenue West
Seattle, WA 98119-2029
Ph. (206) 285-8282
Fax (206) 283-5044

SIGNATURE	PRINT NAME	COMPANY	DATE	TIME
Relinquished by:	Andrew Lee	SES	5/1/12	1300
Received by:	Nhan Phan	FEBI	5/1/12	1300
Relinquished by:				
Received by:		Samples received at 4 °C		

205022

SAMPLE CHAIN OF CUSTODY

ME 05/01/12

VS4/B05

Page # 1 of 4

Send Report To Tim Brown, cc: Jessica Brown & Audrey Hackett

Company Sound Environmental Strategies

Address 2811 Fairview Ave E. Suite 2000

City, State, ZIP Seattle, WA 98102

SAMPLERS (signature)

PROJECT NAME/NO.

TOC Holdings Co. Facility No. 01-600
Seattle Terminal – East Waterfront Property

PO #

REMARKS

Y = RUN STANDARD TAT PER JAB 5/3/12

EIM Y / N

TURNAROUND TIME

Standard (2 Weeks)
RUSH
Rush charges authorized by:

SAMPLE DISPOSAL

⊗ Dispose after 30 days
Return samples
Will call with instructions

Sample ID	Sample Location	Sample Depth	Lab ID	Date Sampled	Time Sampled	Matrix	# of jars	GRPH by NWTPH-Gx	DRPH & ORPH by NWTPH-Dx	BTEX by 8021B	cVOCs by 8260C	Notes
B232-20	B232	20	40 A-B	4/30/12	1608	S	5					HOLD
B233-02.5	B233	2.5	41		1645							5/3/12
B233-05		5	42		1649			X	X	X	X	
B233-07.5		7.5	43		1655							
B233-10		10	44		1700			X	X	X	X	
B233-12.5		12.5	45		1705							
B233-15		15	46		1708							
B233-17.5		17.5	47		1715							
B233-20		20	48		1718							

Friedman & Bruya, Inc.
3012 16th Avenue West
Seattle, WA 98119-2029
Ph. (206) 285-8282
Fax (206) 283-5044

	SIGNATURE	PRINT NAME	COMPANY	DATE	TIME
Relinquished by:		Andrew Lat	SES	5/1/12	1300
Received by:		Nhan Phan	FEBT	5/1/12	1300
Relinquished by:					
Received by:			Samples received at 4 °C		

FRIEDMAN & BRUYA, INC.

ENVIRONMENTAL CHEMISTS

James E. Bruya, Ph.D.
Yelena Aravkina, M.S.
Bradley T. Benson, B.S.
Kurt Johnson, B.S.

3012 16th Avenue West
Seattle, WA 98119-2029
TEL: (206) 285-8282
e-mail: fbi@isomedia.com

May 15, 2012

Tim Brown, Project Manager
SoundEarth Strategies
2811 Fairview Ave. East, Suite 2000
Seattle, WA 98102

Dear Mr. Brown:

Included are the additional results from the testing of material submitted on May 1, 2012 from the TOC_01-600_20120501 WORFDB6, F&BI 205022 project. There are 7 pages included in this report.

We appreciate this opportunity to be of service to you and hope you will call if you should have any questions.

Sincerely,

FRIEDMAN & BRUYA, INC.



Michael Erdahl
Project Manager

Enclosures
c: Mark Chandler, Jessica Brown, Audrey Hackett, Pete Kingston, Jennifer Cyr
SOU0515R.DOC

CASE NARRATIVE

This case narrative encompasses samples received on May 1, 2012 by Friedman & Bruya, Inc. from the SoundEarth Strategies TOC_01-600_20120501 WORFDB6, F&BI 205022 project. Samples were logged in under the laboratory ID's listed below.

Laboratory ID	SoundEarth Strategies
205022-01	B226-02.5
205022-02	B226-05
205022-03	B226-07.5
205022-04	B226-10
205022-05	B226-12.5
205022-06	B226-15
205022-07	B226-17.5
205022-08	B226-20
205022-09	B227-02.5
205022-10	B227-05
205022-11	B227-07.5
205022-12	B227-10
205022-13	B227-12.5
205022-14	B227-15
205022-15	B227-17.5
205022-16	B227-20
205022-17	B228-02.5
205022-18	B228-05
205022-19	B228-07.5
205022-20	B228-10
205022-21	B229-02.5
205022-22	B229-05
205022-23	B229-07.5
205022-24	B229-10
205022-25	B230-02.5
205022-26	B230-05
205022-27	B230-07.5
205022-28	B230-10
205022-29	B231-02.5
205022-30	B231-05
205022-31	B231-07.5
205022-32	B231-10
205022-33	B232-02.5
205022-34	B232-05
205022-35	B232.07.5
205022-36	B232-10

CASE NARRATIVE (continued)

Laboratory ID	SoundEarth Strategies
205022-37	B232-12.5
205022-38	B232-15
205022-39	B232-17.5
205022-40	B232-20
205022-41	B233-02.5
205022-42	B233-05
205022-43	B233-07.5
205022-44	B233-10
205022-45	B233-12.5
205022-46	B233-15
205022-47	B233-17.5
205022-48	B233-20

All quality control requirements were acceptable.

Date of Report: 05/15/12
Date Received: 05/01/12
Project: TOC_01-600_20120501 WORFDB6, F&BI 205022
Date Extracted: 05/10/12
Date Analyzed: 05/10/12

RESULTS FROM THE ANALYSIS OF SOIL SAMPLES FOR BENZENE, TOLUENE, ETHYLBENZENE, XYLENES AND TPH AS GASOLINE USING EPA METHOD 8021B AND NWTPH-Gx

Results Reported on a Dry Weight Basis
Results Reported as mg/kg (ppm)

Sample ID Laboratory ID	Benzene	Toluene	Ethyl Benzene	Total Xylenes	Gasoline Range	Surrogate (% Recovery) (Limit 50-150)
B232-02.5 205022-33	<0.02	<0.02	<0.02	<0.06	<2	84
B232.07.5 205022-35	<0.02	0.082	0.17	0.24	28	87
Method Blank 02-0817 MB	<0.02	<0.02	<0.02	<0.06	<2	82

Date of Report: 05/15/12
Date Received: 05/01/12
Project: TOC_01-600_20120501 WORFDB6, F&BI 205022
Date Extracted: 05/10/12
Date Analyzed: 05/10/12

RESULTS FROM THE ANALYSIS OF SOIL SAMPLES FOR TOTAL PETROLEUM HYDROCARBONS AS DIESEL AND MOTOR OIL USING METHOD NWTPH-Dx

Results Reported on a Dry Weight Basis
Results Reported as mg/kg (ppm)

Sample ID Laboratory ID	Diesel Range (C_{10}-C_{25})	Motor Oil Range (C_{25}-C_{36})	Surrogate (% Recovery) (Limit 53-144)
B232-02.5 205022-33	<50	<250	109
B232.07.5 205022-35	<50	<250	115
Method Blank 02-821 MB	<50	<250	98

Date of Report: 05/15/12
Date Received: 05/01/12
Project: TOC_01-600_20120501 WORFDB6, F&BI 205022

QUALITY ASSURANCE RESULTS FOR THE ANALYSIS OF SOIL SAMPLES FOR BENZENE, TOLUENE, ETHYLBENZENE, XYLENES, AND TPH AS GASOLINE USING EPA METHOD 8021B AND NWTPH-Gx

Laboratory Code: 205123-01 (Duplicate)

Analyte	Reporting Units	(Wet Wt) Sample Result	(Wet Wt) Duplicate Result	Relative Percent Difference (Limit 20)
Benzene	mg/kg (ppm)	<0.02	<0.02	nm
Toluene	mg/kg (ppm)	<0.02	<0.02	nm
Ethylbenzene	mg/kg (ppm)	<0.02	<0.02	nm
Xylenes	mg/kg (ppm)	<0.06	<0.06	nm
Gasoline	mg/kg (ppm)	<2	<2	nm

Laboratory Code: Laboratory Control Sample

Analyte	Reporting Units	Spike Level	Percent Recovery LCS	Acceptance Criteria
Benzene	mg/kg (ppm)	0.5	82	69-120
Toluene	mg/kg (ppm)	0.5	84	70-117
Ethylbenzene	mg/kg (ppm)	0.5	83	65-123
Xylenes	mg/kg (ppm)	1.5	84	66-120
Gasoline	mg/kg (ppm)	20	90	71-131

Date of Report: 05/15/12
Date Received: 05/01/12
Project: TOC_01-600_20120501 WORFDB6, F&BI 205022

QUALITY ASSURANCE RESULTS FROM THE ANALYSIS OF SOIL SAMPLES FOR TOTAL PETROLEUM HYDROCARBONS AS DIESEL EXTENDED USING METHOD NWTPH-Dx

Laboratory Code: 205153-03 (Matrix Spike)

Analyte	Reporting Units	Spike Level	(Wet wt) Sample Result	Percent Recovery MS	Percent Recovery MSD	Acceptance Criteria	RPD (Limit 20)
Diesel Extended	mg/kg (ppm)	5,000	130	97	94	64-133	3

Laboratory Code: Laboratory Control Sample

Analyte	Reporting Units	Spike Level	Percent Recovery LCS	Acceptance Criteria
Diesel Extended	mg/kg (ppm)	5,000	107	58-147

Data Qualifiers & Definitions

a - The analyte was detected at a level less than five times the reporting limit. The RPD results may not provide reliable information on the variability of the analysis.

A1 – More than one compound of similar molecule structure was identified with equal probability.

b - The analyte was spiked at a level that was less than five times that present in the sample. Matrix spike recoveries may not be meaningful.

ca - The calibration results for this range fell outside of acceptance criteria. The value reported is an estimate.

c - The presence of the analyte indicated may be due to carryover from previous sample injections.

d - The sample was diluted. Detection limits may be raised due to dilution.

ds - The sample was diluted. Detection limits are raised due to dilution and surrogate recoveries may not be meaningful.

dv - Insufficient sample was available to achieve normal reporting limits and limits are raised accordingly.

fb - Analyte present in the blank and the sample.

fc – The compound is a common laboratory and field contaminant.

hr - The sample and duplicate were reextracted and reanalyzed. RPD results were still outside of control limits. The variability is attributed to sample inhomogeneity.

ht - Analysis performed outside the method or client-specified holding time requirement.

ip - Recovery fell outside of normal control limits. Compounds in the sample matrix interfered with the quantitation of the analyte.

j – The result is below normal reporting limits. The value reported is an estimate.

J - The internal standard associated with the analyte is out of control limits. The reported concentration is an estimate.

jl - The analyte result in the laboratory control sample is out of control limits. The reported concentration should be considered an estimate.

jr - The rpd result in laboratory control sample associated with the analyte is out of control limits. The reported concentration should be considered an estimate.

js - The surrogate associated with the analyte is out of control limits. The reported concentration should be considered an estimate.

lc - The presence of the compound indicated is likely due to laboratory contamination.

L - The reported concentration was generated from a library search.

nm - The analyte was not detected in one or more of the duplicate analyses. Therefore, calculation of the RPD is not applicable.

pc – The sample was received in a container not approved by the method. The value reported should be considered an estimate.

pr – The sample was received with incorrect preservation. The value reported should be considered an estimate.

ve - Estimated concentration calculated for an analyte response above the valid instrument calibration range. A dilution is required to obtain an accurate quantification of the analyte.

vo - The value reported fell outside the control limits established for this analyte.

x - The sample chromatographic pattern does not resemble the fuel standard used for quantitation.



Data File Name : C:\HPCHEM\6\DATA\05-10-12\017F0701.D
Operator : mwdl
Instrument : GC #6
Sample Name : 205022-33
Run Time Bar Code:
Acquired on : 10 May 12 08:58 PM
Report Created on: 11 May 12 10:10 AM

Page Number : 1
Vial Number : 17
Injection Number : 1
Sequence Line : 7
Instrument Method: TPHD.MTH
Analysis Method : BAKEOUT.MTH

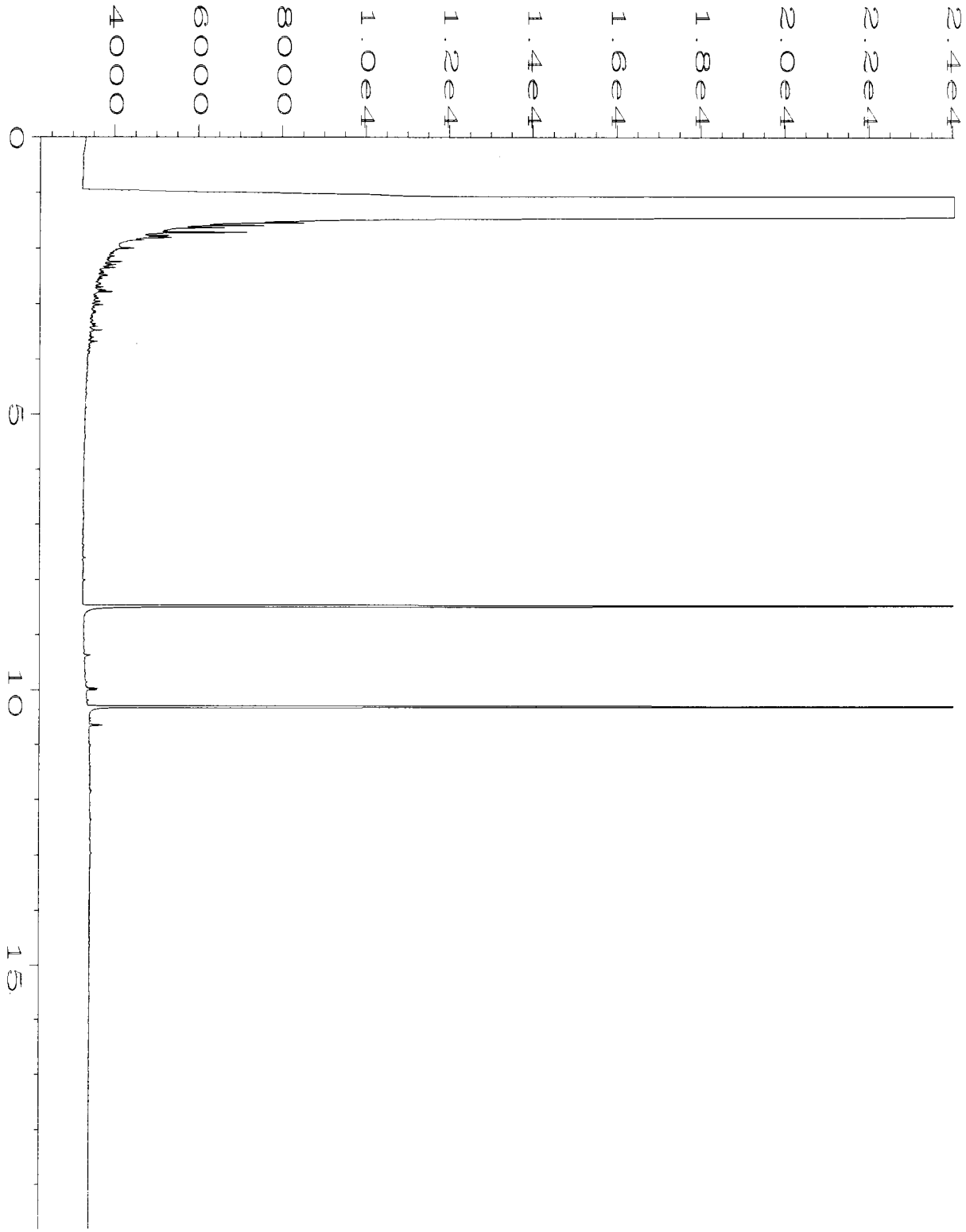

Data File Name : C:\HPCHEM\6\DATA\05-10-12\018F0701.D
Operator : mwdl
Instrument : GC #6
Sample Name : 205022-35
Run Time Bar Code:
Acquired on : 10 May 12 09:24 PM
Report Created on: 11 May 12 10:10 AM

Page Number : 1
Vial Number : 18
Injection Number : 1
Sequence Line : 7
Instrument Method: TPHD.MTH
Analysis Method : BAKEOUT.MTH

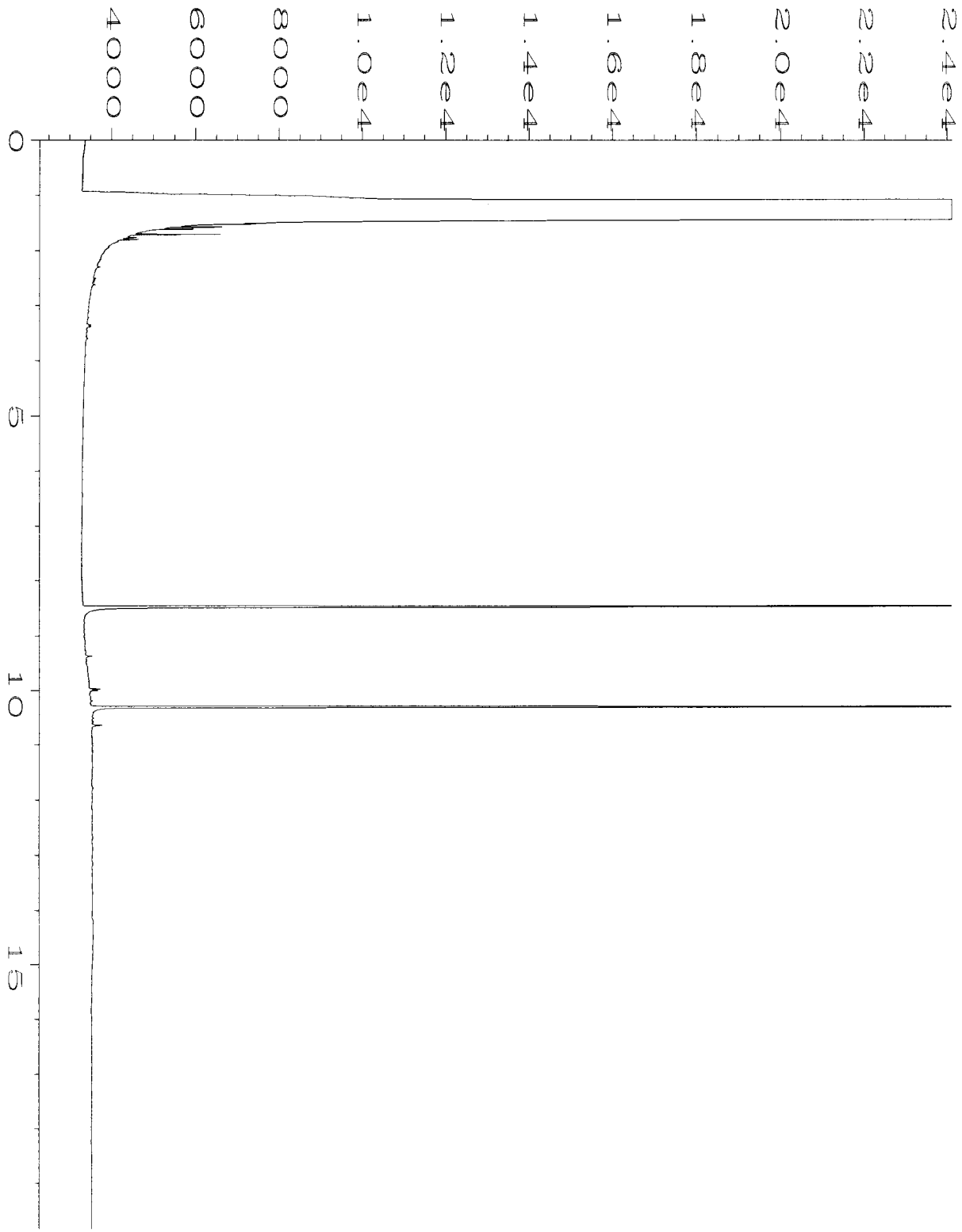

Data File Name : C:\HPCHEM\6\DATA\05-10-12\008F0701.D
Operator : mwdl
Instrument : GC #6
Sample Name : 02-821 mb
Run Time Bar Code:
Acquired on : 10 May 12 05:07 PM
Report Created on: 11 May 12 10:09 AM

Page Number : 1
Vial Number : 8
Injection Number : 1
Sequence Line : 7
Instrument Method: TPHD.MTH
Analysis Method : BAKEOUT.MTH

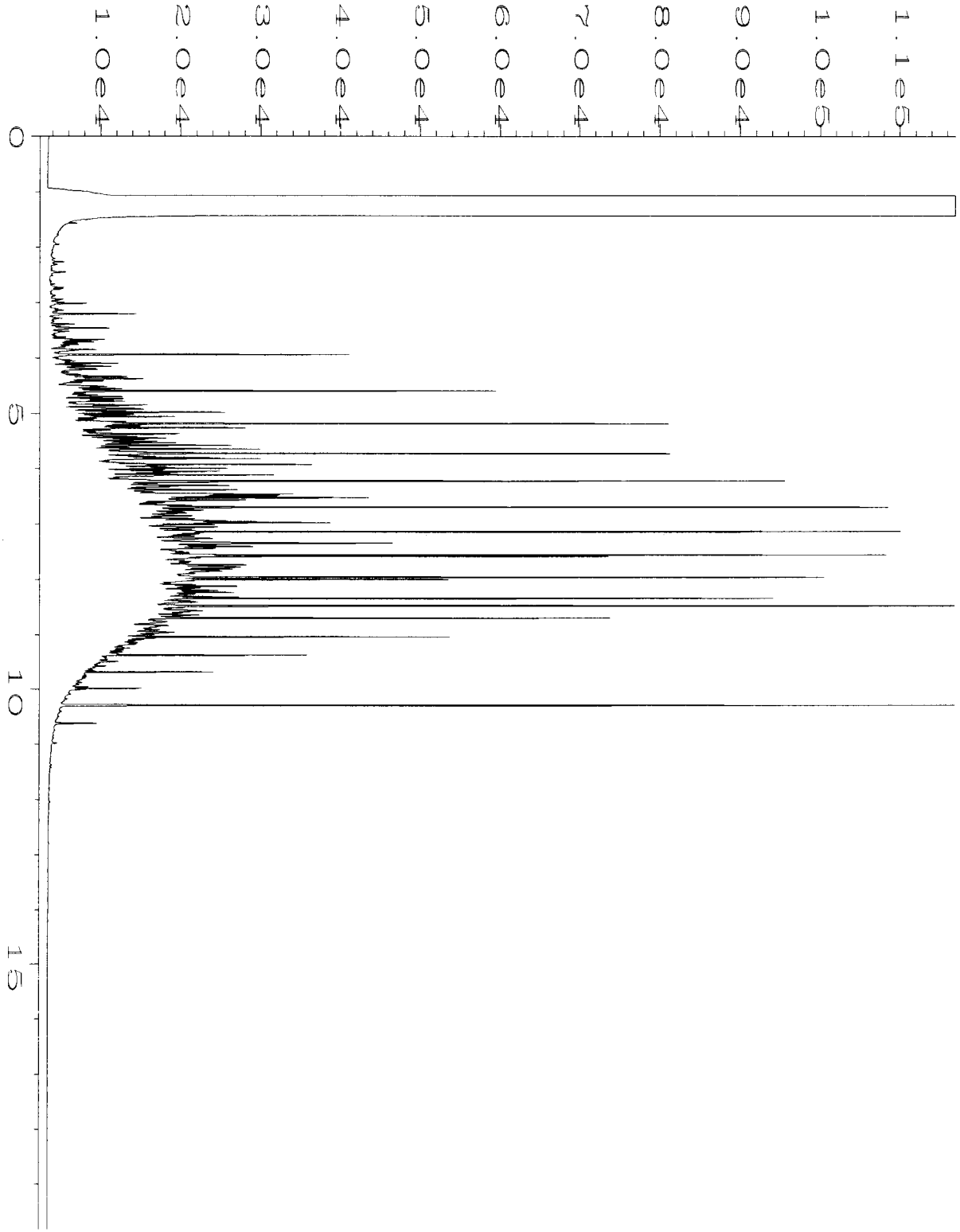

Data File Name : C:\HPCHEM\6\DATA\05-10-12\003F0301.D
Operator : mwdl
Instrument : GC #6
Sample Name : 500 WADF 37-06B
Run Time Bar Code:
Acquired on : 10 May 12 09:52 AM
Report Created on: 11 May 12 10:09 AM

Page Number : 1
Vial Number : 3
Injection Number : 1
Sequence Line : 3
Instrument Method: TPHD.MTH
Analysis Method : BAKEOUT.MTH

2005022

SAMPLE CHAIN OF CUSTODY

ME 05/01/12 VSY/BOS

Send Report To: Tim Brown, cc: Jessica Brown & Audrey Hackett

Company: Sound Environmental Strategies

Address: 2811 Fairview Ave E, Suite 2000

City, State, ZIP: Seattle, WA 98102

SAMPLERS (Signature):

PROJECT NAME/NO.: TOC Holdings Co. Facility No. 01-600 Seattle Terminal – East Waterfront Property

PO #:

REMARKS: X=RUN STANDARD TAT per JAB 5/3/12

EIM Y / N:

Page # 1 of 4

TURNAROUND TIME: Standard (2 Weeks) / RUSH

Rush charges authorized by:

SAMPLE DISPOSAL: ⊗ Dispose after 30 days / Return samples / Will call with instructions

Sample ID	Sample Location	Sample Depth	Lab ID	Date Sampled	Time Sampled	Matrix	# of Jars	GRPH by NWTPH-Gx	DRPH & ORPH by NWTPH-Dx	BTEX by 8021B	cVOCs by 8260C							8260C per JB 5/3/12 AM Notes
B226-02.5	B226	2.5	01-E	4/30/12	0908	S	5											1 1 of 2
B226-05		5	02		0910			X	X	X	X							JB 5/3/12
B226-07.5		7.5	03		0914			X	X	X	X							
B226-10		10	04		0923			X	X	X	X							
B226-12.5		12.5	05		0926													
B226-15		15	06		0929													
B226-17.5		17.5	07		0941													
B226-20		20	08		0945													
B227-02.5	B227	2.5	09		1057													
B227-05		5	10		1100			X	X	X	X							
B227-07.5		7.5	11		1104													
B227-10		10	12		1108			X	X	X	X							
B227-12.5		12.5	13		1112													

Friedman & Bruya, Inc.
3012 16th Avenue West
Seattle, WA 98119-2029
Ph. (206) 285-8282
Fax (206) 283-5044

	SIGNATURE	PRINT NAME	COMPANY	DATE	TIME
Relinquished by:		Andrew Lanf	SBS	5/1/12	1300
Received by:		Nhan Pham	FBI	5/1/12	1300
Relinquished by:					
Received by:			Samples received at 4 °C		

205029

SAMPLE CHAIN OF CUSTODY

ME 05/01/12

VS4/B05

Page # 2 of 4

Send Report To: Tim Brown, cc: Jessica Brown & Audrey Hackett

Company: Sound Environmental Strategies

Address: 2811 Fairview Ave E. Suite 2000

City, State, ZIP: Seattle, WA 98102

SAMPLERS (signature):

PROJECT NAME/NO.: TOC Holdings Co. Facility No. 01-600 Seattle Terminal – East Waterfront Property

PO #:

REMARKS: X-Run Standard TAT per J.M. 5/3/12

EIM Y / N

TURNAROUND TIME: Standard (2 Weeks) RUSH: Rush charges authorized by:

SAMPLE DISPOSAL: ⊗ Dispose after 30 days; Return samples; Will call with instructions

Sample ID	Sample Location	Sample Depth	Lab ID	Date Sampled	Time Sampled	Matrix	# of jars	GRPH by NWTPH-Gx	DRPH & ORAH by NWTPH-Dx	BTEX by 8021B	cVOCs by 8260C SIM						Notes
B227-15	B227	15	14 AE	4/30/12	1115	S	5										Hold SJB 5/3/12
B227-17.5		17.5	15		1120												
B227-20		20	16		1123												
B228-02.5	B228	2.5	17		1209			X	X	X	X						
B228-05	B228	05	18		1213			X	X	X	X						
B228-07.5		7.5	19		1217												
B228-10		10	20 AD		1220												
B229-02.5	B229	2.5	21 AE		1307												
B229-05		5	22		1313			X	X	X	X						
B229-07.5		7.5	23		1320												
B229-10		10	24		1324												
B230-02.5	B230	2.5	25		1401			X	X	X	X						
B230-05	" "	5	26		1407			X	X	X	X						

Friedman & Bruya, Inc.
3012 16th Avenue West
Seattle, WA 98119-2029
Ph. (206) 285-8282
Fax (206) 283-5044

SIGNATURE	PRINT NAME	COMPANY	DATE	TIME
Relinquished by:	Andrew Lee	SES	5/1/12	1300
Received by:	Nhan Phan	FBI	5/1/12	1300
Relinquished by:				
Received by:		Samples received at 4 °C		

205022

SAMPLE CHAIN OF CUSTODY

ME 05/01/12

VS4/B05

Page # 3 of 4

Send Report To: Tim Brown, cc: Jessica Brown & Audrey Hackett

Company: Sound Environmental Strategies

Address: 2811 Fairview Ave E. Suite 2000

City, State, ZIP: Seattle, WA 98102

SAMPLERS (Signature):

PROJECT NAME/NO.: TOC Holdings Co. Facility No. 01-600 Seattle Terminal - East Waterfront Property

PO #:

REMARKS: X= Run standard TPH per JMB 5/3/12

EIM Y/N:

TURNAROUND TIME: Standard (2 Weeks) RUSH

Rush charges authorized by:

SAMPLE DISPOSAL: ⊗ Dispose after 30 days; Return samples; Will call with instructions

Sample ID	Sample Location	Sample Depth	Lab ID	Date Sampled	Time Sampled	Matrix	# of Jars	NWTPH-Gx by 8260B	NWTPH-Dx by 8270C SIM	BTEX by 8260B	PAHs by 8270C SIM	Arsenic by 6020A							GD-1Day per TB 5/1/12 Notes
B230-07.5	B230	7.5	27	4/30/12	1411	S	6												Hold
B230-10	"	10	28		1417														5/8/12
B231-02.5	B231	2.5	29		1441			X	X	X	X								
B231-05		5	30		1447			X	X	X	X								
B231-07.6		7.6	31		1453														
B231-10		10	32		(MP) 1487 1520														
B232-02.5	B232	2.5	33		1531			⊗	⊗	⊗									
B232-05		5	34		1535														
B232-07.5		7.5	35		1540			⊗	⊗	⊗									
B232-10		10	36		1547														
B232-12.5		12.5	37		1551														
B232-16		16	38		1557														
B232-17.5		17.5	39		1602														

Friedman & Bruya, Inc.
3012 16th Avenue West
Seattle, WA 98119-2029
Ph. (206) 285-8282
Fax (206) 283-5044

	SIGNATURE	PRINT NAME	COMPANY	DATE	TIME
Relinquished by:		Andrew Lee	SES	5/1/12	1300
Received by:		Nhan Phan	FEBI	5/1/12	1300
Relinquished by:					
Received by:			Samples received at 4 °C		

205022

SAMPLE CHAIN OF CUSTODY

ME 05/01/12

VS4/B05

Page # 1 of 4

Send Report To: Tim Brown, cc: Jessica Brown & Audrey Hackett

Company: Sound Environmental Strategies

Address: 2811 Fairview Ave E. Suite 2000

City, State, ZIP: Seattle, WA 98102

SAMPLERS (signature):

PROJECT NAME/NO.: TOC Holdings Co. Facility No. 01-600 Seattle Terminal - East Waterfront Property

PO #:

REMARKS: Y= RUSH STANDARD TAT Per JAS 5/3/12

EIM Y / N

TURNAROUND TIME: Standard (2 Weeks) / RUSH

Rush charges authorized by:

SAMPLE DISPOSAL: ⊗ Dispose after 30 days / Return samples / Will call with instructions

Sample ID	Sample Location	Sample Depth	Lab ID	Date Sampled	Time Sampled	Matrix	# of jars	NWTPH-Dx by GRPH	NWTPH-Dx by DRPH	8021B by RBX	8260B by SVOCs							Notes
B232-20	B232	20	40	4/30/12	1608	S	5											HOLD
B233-02.5	B233	2.5	41		1645													5/3/12
B233-05		5	42		1649			X	X	X	X							
B233-07.5		7.5	43		1655													
B233-10		10	44		1700			X	X	X	X							
B233-12.5		12.5	45		1705													
B233-15		15	46		1708													
B233-17.5		17.5	47		1715													
B233-20		20	48		1718													

Friedman & Bruya, Inc.
3012 16th Avenue West
Seattle, WA 98119-2029
Ph. (206) 285-8282
Fax (206) 283-5044

SIGNATURE	PRINT NAME	COMPANY	DATE	TIME
Relinquished by:	Andrew Lat	SES	5/1/12	1300
Received by:	Nhan Phan	FEBT	5/1/12	1300
Relinquished by:				
Received by:		Samples received at 4 °C		